



VIKINGS

2018 TEAM GUIDE



TWIN CITIES ORTHOPEDICS
PERFORMANCE CENTER

NEW HOME OF THE VIKINGS



OFFICIAL HOME OF THE

**MINNESOTA
VIKINGS**





MINNESOTA VIKINGS MISSION STATEMENT

The Minnesota Vikings are proud, honorable leaders, both on the field and in the community. We are innovators who are neither afraid to lead nor content to settle. We're tough, relentless and unwavering in the face of adversity, and we always welcome new Norsemen into our crew.

The Vikings have a legion of united fans at our back, a crew that spans the entire globe and with whom we engage and connect year-round. We are actively entrenched within the very fabric of Minnesota, and as leaders in our community, we embrace our social responsibility to enact purposeful change.

MINNESOTA VIKINGS AT A GLANCE

Founded	January 28, 1960
First Season.....	1961
Team Facility	Twin Cities Orthopedics Performance Center
.....	2600 Vikings Circle, Eagan, MN 55121
Stadium.....	U.S. Bank Stadium, Minneapolis, MN
Capacity.....	66,467
Playing Surface.....	UBU Sports Speed Series S5-M
Super Bowl Appearances	Super Bowl IV, VIII, IX, XI
Division Championships (19).....	1968, 1969, 1970, 1971, 1973, 1974, 1975, 1976, 1977, 1978, 1980,
.....	1989, 1992, 1994, 1998, 2000, 2008, 2009, 2015, 2017
Playoff Appearances (29)	1968, 1969, 1970, 1971, 1973, 1974, 1975, 1976, 1977, 1978,
.....	1980, 1982, 1987, 1988, 1989, 1992, 1993, 1994, 1996, 1997, 1998, 1999, 2000, 2004, 2008, 2009, 2012, 2015, 2017
All-Time Record (regular season & playoffs)	490-419-10

2018 MINNESOTA VIKINGS

OFFICIAL TEAM GUIDE

Kickoff 2018

U.S. Bank Stadium.....	2-9
Vikings Foundation, Vikings Women	10
Vikings Community Relations	11-14
Vikings Youth Football.....	15

Executives

Zygi Wilf	18
Mark Wilf, Leonard Wilf.....	19-20
Ownership Partners	21
Rick Spielman	22
Kevin Warren	23
Vikings Executive Vice Presidents	24-27

Coaching Staff

Head Coach Mike Zimmer.....	30-32
Assistant Coaches and Staff	33-54

Vikings Staff

Staff	56-76
Minnesota Vikings Cheerleaders	77
Staff Directory	78-79

Players

Players	83-197
Rookies	200-206
Undrafted Free Agents	206-211
Vikings Roster.....	212

2017 Season Review

Regular Season Statistics.....	214
Regular Season Defensive Statistics	215
Playoffs Statistics.....	216-217
Participation Chart.....	218
Game-By-Game Starters.....	219-221

Records

Attendance Records	224
All-Time Leaders	225-232
Individual Records	233-239
Rookie Records	240-241
Vikings Big Days Rushing/ Passing/Receiving	242-243
All-Time Scoring.....	244-247
All-Time Passing	248
All-Time Starting QB.....	249
All-Time Receiving/Rushing	250-252
Team Records	253-256
Touchdowns by Season.....	257
Final NFL Offensive/Defensive Rankings.....	258
Opening Day Results/Highs.....	259
NFL Teams of the Decades.....	260

Playoff Records

All-Time Playoff Leaders.....	262
Individual Playoff Records.....	263
Team Playoff Records.....	264
Playoff Results	265

History

Vikings Lore	269-272
Vikings Coaching History	273-274
Results: Year-by-Year.....	275-282
Vikings All-Time Records	283
Overtime Games	283
Primetime/Thanksgiving Games	284-285
Series Standings	286-288
Vikings Alumni	289-292
Vikings All-Time Games/Started	293
Games Started by Rookies.....	293
Vikings All-Time Drafts	294-298
Pro Football Hall of Fame.....	299-301
Vikings Ring of Honor.....	302-304
Retired Jersey Numbers	305
All-Time Players/Week/Month.....	306-308
Vikings All-Time Honors	309-310
Pro Bowl Honorees.....	310
Korey Stringer Good Guy Award	311
Ed Block Courage Award	311
Year-by-Year	311-313
Super Bowl Results.....	314
Homes of the Vikings	315

Extra Points

2017 Vikings Training Camp	318
Vikings Radio Network	319
Vikings Media Policy	320-321
2017 NFL Schedule.....	322-323
Gjallarhorn Sounders	324-325
Vikings Schedule.....	328

The Minnesota Vikings 2018 Official Team Guide is a production of the Minnesota Vikings Public Relations Department. Cover and inside page design by Erin Swartz, Alicia Dreyer and Taylor Sievert. Printing and layout by Bolger Vision Beyond Print, Minneapolis, MN. Design and Technical Support - Michael Vento, Laura Smith, and the Bolger staff. Inside photography by Steve Smith, Rick Kolodziej, Brad Madson, Steve Lucas, Andy Kenutis and Zach Tarrant. Editors - Sam Newton and Tom West. Editorial Assistants - Bob Hagan, Jeff Anderson, Jon Ekstrom, Walt Scher, Danielle Burns, Carly Bonk, Lindsey Young, Craig Peters, Eric Smith, Mike Wobschall and Keith Grinde.

U.S. BANK STADIUM HOSTING WORLD-CLASS EVENTS



Following more than a dozen years of discussion at the State Capitol and four years of design and construction, the Vikings and the Minnesota Sports Facilities Authority officially opened U.S. Bank Stadium on July 22, 2016, marking the completion of the largest construction project in state history and the celebration of a true public-private partnership that has helped reshape the East Town neighborhood in Minneapolis.

The stadium, from design to completion, was built with three key principles in mind -- developing an unprecedented design, establishing a true public-private partnership and guaranteeing a best-in-class fan experience.

Unprecedented Design – Featuring the first ethylene-tetrafluoroethylene (ETFE) roof on a sports facility in the United States and the world's largest pivoting glass doors, U.S. Bank Stadium exemplifies an unprecedented design. The 60% transparent roof combined with nearly 200,000 square feet of glass throughout the building provides a true indoor-outdoor experience, giving fans the best of both worlds. The use of ETFE is now being replicated around the country (Atlanta, Los Angeles, Las Vegas), changing the game for sports facilities in the United States. With its slanted roof to shed snow, the authentic design also responds to the climate like a true Nordic structure.

Public-Private Partnership – U.S. Bank Stadium serves as a prime example of a public-private partnership that has helped reshape a community. The team/private contribution of \$609 million, a \$132 million increase from the original \$477 million commitment, covered 55% of the total \$1.1 billion cost of the publicly-owned, multi-use stadium. More than 300 Minnesota businesses contributed to the design and construction of the stadium with approximately 90% of the construction dollars going back to Minnesotans. The stadium has spurred more than \$1 billion in surrounding development in Minneapolis' East Town neighborhood, and nearly 1,000 non-Vikings events and community programs were held within the first two years.

Best-in-Class Fan Experience – The Vikings consistent focus has been on creating an unforgettable stadium experience for all fans. U.S. Bank Stadium boasts the closest seats and suites in the NFL amid a variety of seating options, including six clubs, four group cabins and two membership bars. Two of the NFL's highest-quality and best-positioned LED video boards flank both end zones, and the stadium has 2,000 televisions. A robust art collection, an interactive Vikings Voyage fan space and 1,300 Wi-Fi access points are just a few of the overall fan amenities. The stadium was also the first to open with LED sports lighting, allowing for color temperature adjustment and providing natural and more uniform light.

Stadium Site:

- * East Town - Minneapolis, MN.
- * Accessible from I-35W and Hwy I-94.
- * Light Rail Transit station steps from the west doors.
- * 33 acres.
- * Access points to city and stadium on all four sides.
- * Three-acre plaza connecting to downtown Minneapolis.
- * Two-block city park programmable for Vikings game day activities.
- * Skyway connection to city's sophisticated skyway system.

Stadium Exterior:

- * Bold, iconic design unique to Minnesota.
- * Fixed roof with largest span of transparent ethylene tetrafluoroethylene (ETFE) in the country.
- * Lightest and most efficient roof structure in the nation.
- * Five of the largest pivoting glass doors in the world that open to the fan plaza.
- * Zinc metal panels, glass and glazed curtain wall along with nearly 200,000 square feet of glass and glazed curtain walls, as well as zinc metal panels, make up the façade.

Stadium Interior:

- * 66,860 seats.
- * 131 suites and 9,000 club seats, including field-level suites.
- * Closest seats and suites to the game action in any NFL stadium, just 41 and 25 feet from the sidelines, respectively.
- * Seven levels connected by stairs, ramp, 33 escalators and 11 elevators.
- * Two concourses with 360-degree circulation and six views into the bowl.
- * Highest quality HD video boards located in east and west end zones, totaling 12,560 square feet.
- * 2,000 HD televisions located throughout the stadium.
- * Large public gathering spaces inside and outside of stadium.
- * Transparent, open structure connecting fans to outdoors in climate-controlled environment.
- * Concourses twice as wide as Metrodome/Mall of America Field, 50 feet wide in some areas.
- * More than twice as many restrooms.
- * Enhanced concessions, including food from world-renowned chefs, including Minnesota resident Andrew Zimmern.
- * Accessibility for people with disabilities.
- * Ample space for pre-game events/activities.
- * Interactive Vikings Voyage fan experience and team store.


U.S. BANK STADIUM FEATURES UNIQUE DESIGN

Evoking images of ice floes colliding on frozen lakes or the jagged geology that once defined nearby St. Anthony Falls, the authentic design of U.S. Bank Stadium responds to the climate rather than works against it. While the ability to shed snow was of the utmost importance, the stadium's sharp angles and expansive amounts of glass also continue the Minneapolis-St. Paul community's trend toward progressive and modern expression.

The architects behind the design were Dallas-based HKS, who also designed Lucas Oil Stadium, home of the Indianapolis Colts, and AT&T Stadium, home of the Dallas Cowboys. Together with the Vikings and the Minnesota Sports Facilities Authority, HKS focused on three critical points: showcasing local and team heritage through state-of-the-art technology and amenities, creating an outdoor experience with protection from the Minnesota elements, and providing fans with an intimate connection to the team.

Rather than pursue a retractable roof, the design team developed a solution that gives fans the best of both worlds with the first ETFE (ethylene-tetra-fluoro-ethylene) roof on a sports facility in the United States. Comprising more than 240,000 square feet, or 60% of the roof, the transparent ETFE is designed to let light in like glass but is lighter, more economical and self-cleaning.

Adding to the outdoor feel is the 200,000 square feet of glass throughout the building, including the stadium's entire west wall. Within the 27 stories of glass are five of the world's largest doors ranging from 75 to 95 feet high and each measuring 55 feet wide. With the ability to pivot open in less than 10 minutes, the doors contribute to the overall outdoor environment by creating natural air flow.



U.S. Bank Stadium also features a strong connection to downtown Minneapolis. The stadium is integrated into the city's complex skyway system, allowing fans to access the stadium's northwest corner via the enclosed, climate-controlled walkways from nearly any point in the downtown core. A light rail station directly outside the stadium's west side serves as the connecting point for the City's Green Line and Blue Line, and a 30-foot wide pedestrian walkway extends from the light rail platform over the tracks directly to Medtronic Plaza, allowing large groups of fans to move safely to the stadium. Those connections and the stadium's urban location were major factors in the state securing Super Bowl LII in 2018 and the 2019 NCAA Final Four even prior to the building's opening.

MYSTIC LAKE'S CLUB PURPLE HIGHLIGHTS CLUB SEATING

The most dynamic club at U.S. Bank Stadium, Mystic Lake's Club Purple offers not only some of the best seats in the house, but also serves as a fantasy football player's dream. Located in the northwest corner of the stadium, the club features an outdoor balcony on the exterior of the stadium that includes a firepit and showcases an incredible view of The Commons park and the downtown Minneapolis skyline. On the inside of the club, lounge couches, loge boxes and club seats allow fans to stay on top of the action. During breaks in the game action, fans sitting in Club Purple can receive updates on fantasy football stats and scores from around the NFL from hosts located in the space. Club Purple includes all-inclusive food and beverage options from an open display kitchen where they can witness "celebrity chef"-style cooking. There are five other club areas throughout the stadium in addition to six different suite options for fans.

Hyundai Club - Boasting 2,800 seats, the Hyundai Club is situated between the 30-yard lines on the stadium's north side. Included in the Hyundai Club are the closest seats from the sidelines in the NFL, just 41 feet away from the game action. Aside from being on top of the action, fans can enjoy 25 high-definition televisions.

Delta Sky360 Club - Located on the field level directly next to the Vikings locker room, fans sitting in the Delta Sky360 Club will have an up-close-and-personal experience with Vikings players before and after games as they have exclusive access to the Vikings tunnel. Located between the 20-yard lines on the stadium's south side, fans watch the game in an energetic setting behind the Vikings bench that includes access to a field-level patio.

Medtronic Club - Perched in the upper half of the lower concourse, the Medtronic Club offers fans incredible views of the field as it's located between the 30-yard lines. The Medtronic Club is the most exclusive of the six club areas at U.S. Bank Stadium with only 1,100 seats.

Buffalo Wild Wings Club and FMP Club - Located across from each other on the stadium's north and south sides, the Buffalo Wild Wings Club and FMP Club feature state of the art media that provide the image of fire and ice. The nearly 3,000 seats between the two club spaces gives fans incredible views of the entire building.

Suites - The six suite areas that fans can choose from include Turf, Loft, Touchdown, Norseman, Valhalla and Norseman Lounge.



SUPER BOWL LII ECONOMIC IMPACT TOPS \$450 MILLION

The Minnesota Super Bowl Host Committee calculated through an Economic Impact Report that more than \$450 million was spent in Minnesota by visitors, companies hosting events and the broadcast and operations teams who executed one of the world's largest sporting events. Adjusted for 'displaced tourism', Super Bowl LII brought with it more than \$370 million in new spending to Minnesota, its businesses and its tax rolls, spending that would not have happened in Minnesota but for the Super Bowl.

The economic impact is nearly \$50 million higher than initial estimates, driven by an estimated \$179 million in local game, broadcast and event hosting expenditures- higher than previous Super Bowls.

Super Bowl LII visitors spent an average of \$608 per day in MSP. Typical tourism spending averages about \$124 per day.

Record demand for hotel rooms and record numbers of passengers and planes at MSP all contributed to putting Super Bowl LII among the best-performing games for the host community.

The new spending and income generated by Super Bowl LII resulted in incremental state and local tax receipts of over \$32 million.

The lasting legacy of hosting the Super Bowl can already be felt- meeting and convention leads are up 30%, and more than \$5.5 million was directly invested in our communities by the Legacy Fund.

"Minnesota promised the 'Bold North' for the Super Bowl and we delivered," said Minnesota Governor Mark Dayton. "I thank the football fans who traveled to Minnesota to enjoy the big game, our fabulous U.S. Bank Stadium, and everything that makes Minnesota so exceptional. I also thank the thousands of law enforcement officers and volunteers who made the event such a success. Super Bowl LII left a lasting, positive impact on Minnesota's economy, small business and communities."



VIKINGS EMPHASIZE STADIUM TECHNOLOGY

In order to ensure the best possible game day experience for every fan who walks through the doors of U.S. Bank Stadium, the Vikings placed an emphasis on building a wealth of technological innovations, including a mobile app that seamlessly integrates team and stadium content and makes the stadium technology easily accessible and user friendly.

"Technology was considered from the start to be a key part of the stadium design," said Vikings Vice President of Corporate and Technology Partnerships John Penhollow. "Our core premise was to make technology relevant and useful for our passionate fan base, as well as for our football and game day operations groups. We wanted to build a system that would be flexible enough to accommodate constantly changing technology for years to come."

The core of the unmatched technology begins with the local area network created and built by CenturyLink that connects the stadium's key infrastructure. The stadium also features a neutral host distributed antenna system built by Verizon, which allows all fans regardless of their carrier to have cellular access.

Vikings Mobile App Brings Stadium Technology Into The Palm of Your Hand

To help elevate the new technology at U.S. Bank Stadium, the Vikings looked to VenueNext to develop a new mobile app that brings the stadium technology directly into fans' hands.

Designed to take fans from their home to the stadium and back, the app gives fans the ability to find their seats, as well as restrooms and concessions through turn-by-turn navigation when connected to stadium Wi-Fi. Nearly 2,000 beacons installed throughout the stadium enhance the app's wayfinding features, while the digital ticketing feature allows easier access into the building as well as complete control of tickets from anywhere. In addition to in-game Vikings content, the app connects fans with the rest of the NFL for fantasy football tracking, real-time stats and scores from other games.

Making the app unique compared to other venues is the combination of team content and stadium utility features, eliminating the need to toggle between apps. The team is exploring express pick-up, as well as in-seat ordering, from the stadium app in select areas of the stadium with the eventual goal of expanding those services to all fans.

In addition to cell service, fans can easily connect to the stadium's Wi-Fi system with 1,300 access points distributed throughout the stadium. Designed and installed by CenturyLink and AmpThink, the Wi-Fi system includes access points built into the handrails of the lower bowl seating sections to allow for enhanced connectivity for fans sitting close to the field.

Vikings fans stay connected to the action with content distributed to 2,000 high-definition televisions located throughout the stadium, including 16 video walls. With a full state-of-the-art 4k production room, U.S. Bank Stadium features 4k technology that brings sharp images to all video boards and televisions, making U.S. Bank Stadium the first NFL facility to implement a full 4k, IP-based video production system.

Two video boards located just above the main concourse anchor the east and west end zones and are purposely situated closer to the field than most stadiums to allow fans to see replays and in-game entertainment by simply shifting their eyes. Totalling more than 12,500 square feet combined, the new boards immediately stand out to fans. At 8,160 square feet, the west video board is 13 times larger than its predecessor at the Metrodome, while on the opposite end of the field, the east end zone board measures 50 feet high by 88 feet wide.

LEGACY SHIP WELCOMES FANS TO U.S. BANK STADIUM

Even before fans step inside U.S. Bank Stadium, there is no mistaking which NFL team plays in the building, thanks to a dramatic 160-foot long Legacy Ship that sits as a cornerstone of the three-acre Medtronic Plaza on the stadium's west side.

Inspired by legendary Viking longboats, the Legacy Ship is composed of contemporary metals, stone, concrete and wood and includes landscaping and theatrical lighting. The ship's figurehead is an abstract dragon that stands 43 feet above the ground.

The highlight feature of the Legacy Ship is a 2,000-square foot curved LED video board serving as the ship's sail and the stadium's marquee. Measuring 40 feet tall by 50 feet wide, the mast's curved shape emulates a strong wind pushing the ship forward. The ship also includes seating and stainless steel railings, along with a timeline exhibit of historical Vikings moments. Eight shields featured on the hull and measuring five feet in diameter recognize U.S. Bank Stadium's Founding Partners.

Making the Legacy Ship even more unique is the incorporation of thousands of commemorative fan bricks that occupy approximately 3,500 square feet of the ship's deck. Established in 2014, the Legacy Brick program allowed Vikings fans a chance to etch their name in history with a personalized paver, and helped fund the construction of the stadium plaza and features. The more than 16,000 fans who purchased one of three designs also received a replica brick and a map displaying the location of their paver on the plaza.

"The Legacy Bricks were a perfect opportunity to recognize the passionate fans who have supported this team for more than 50 years," said Vikings Owner/President Mark Wilf.

Complementing the Legacy Ship and further emphasizing the Vikings tradition on Medtronic Plaza is The Horn, an aesthetically striking sculpture consisting of two gold and purple flowing ribbons that intertwine to resemble the Gjallarhorn sounded prior to Vikings games. Privately funded by Medtronic and located just 85 feet from the world's largest pivoting glass doors, the sculpture is more than 100 feet long, 25 feet high and 30 feet wide and weighs over 38 tons. The Horn is constructed of structural tube steel and plate steel framing, and painted metal panels; the inside surfaces of both ribbons are polished and seamless stainless steel mirrors. Embedded LED lighting ensures the sculpture remains visible at night.



LOCAL ARTWORK ON DISPLAY IN U.S. BANK STADIUM

To honor and celebrate Minnesota's talented artists and craftsmen within U.S. Bank Stadium, the Vikings commissioned nearly 40 local artists to contribute to an extensive art collection throughout the building. Funded privately by the Vikings and the Wilf family, the collection inside U.S. Bank Stadium includes 350 pieces of original work and 250 oversized photographs that reflect Vikings history and Minnesota culture.

"The team is always focused on ways to celebrate the community and our fans," said Vikings Owner/Chairman Zygi Wilf. "Soliciting and funding this collection of art from Minnesotans is another way to connect with the community in a very unique way that not only Vikings fans, but all stadium users, can enjoy. The partnership also continues the theme of utilizing Minnesotans throughout the design and construction of U.S. Bank Stadium."

Three prominent Vikings alumni – Matt Blair, Carl Eller and Jim Marshall – along with Hall of Fame Head Coach Bud Grant, contributed to the art collection.

Known as an avid photographer during and after his playing days, Blair's behind-the-scenes access and keen photographic eye led to his capturing a rare glimpse of Vikings history. His photos provide fans with a unique and poignant view into one man's



career and the team for which he played. Eller's ceramic bowl sculpture representing Minnesota lakes and molded to give the effect of water and motion, pay homage to the Land of 10,000 Lakes, while Marshall's recreation of the "Silver Eagle," which he consistently drew on his playing gear during his 17-year Vikings career, brings fans back to the time he dominated Vikings opponents.

Along with photographs and sculptures, two wall murals span the north and south concourses of U.S. Bank Stadium. Minnesota artist Greg Gossel's pop-inspired mural on the stadium's south side represents the rich and storied history of the Vikings franchise. Titled "The Vikings are Coming!" the piece measures 17 feet tall by 85 feet high and incorporates vintage ticket stubs, game programs and other team artifacts.

The selection process of U.S. Bank Stadium's art collection began in January 2015 when nearly 1,100 artists submitted their portfolios and previous works. California-based Sports & the Arts assisted in the curation and placement process.

U.S. BANK STADIUM BY THE NUMBERS

1.75 million	Total square footage of the footprint of the building. U.S. Bank Stadium is twice the size of the Metrodome that once stood on the same spot.
5	World's largest pivoting doors on the stadium's west side, ranging in size from 95 to 75 feet high and 55 feet wide.
200,000	Square footage of glass used throughout the stadium, including the large glass wall on the stadium's west side that gives fans an excellent view of the downtown Minneapolis skyline.
240,000	Square footage of ETFE, the durable transparent material that makes up 60% of the stadium's roof.
66,860	Stadium's seating capacity for events and Vikings home games. The stadium can accommodate up to 70,000 people for larger events.
12,560	Combined square footage of east and west video boards. At 8,160 square feet, the west video board is 13 times larger than its predecessor.
2,000	High-definition televisions are spread throughout the stadium, ensuring viewing capabilities for fans at all times.
1,300	Wi-Fi access points scattered within the stadium. "Clam shell" access points are located within the hand rails of stadium sections connecting all fans even in the seating bowl.
\$1.1 billion	Total cost of U.S. Bank Stadium. The Vikings contributed \$609 million -- including more than \$132 million in additional funding from the original team/private \$477 million commitment. The State of Minnesota and City of Minneapolis combined to contribute \$498 million to the project.
41	Feet from the sidelines to the closest seats in the house, bringing fans closer to the action than any other NFL stadium.
30	Months of construction from start to finish. Ground was broken on the new building on December 3, 2013, and the keys to the building were delivered from Minnesota-based Mortenson Construction on June 17, 2016, six weeks ahead of schedule.
272	Feet to the tallest point of the building. Standing nearly 30 stories tall, U.S. Bank Stadium peaks at the stadium's west prow.
\$1 billion	Development in no less than 20 projects announced in the area surrounding U.S. Bank Stadium generated since the stadium project was announced.
1,500	Workers on site at the peak of the construction process. Nearly 8,000 construction workers contributed to the construction of U.S. Bank Stadium.
350	Pieces of commissioned artwork on display inside U.S. Bank Stadium, including two large murals on the north and south walls of the main concourse. In addition, 250 framed photographs are hung throughout the building.
40	Artists from the state of Minnesota commissioned to be a part of the stadium's high-quality art collection. Included in the collection are three former players -- Matt Blair, Carl Eller and Jim Marshall -- and legendary head coach Bud Grant.
300	Minnesota-based companies involved in the construction of U.S. Bank Stadium, led by construction manager Mortenson Construction. Approximately 90% of the companies that had a hand in building the new stadium were Minnesota-based.
33	Escalators were located throughout the building, connecting fans to the seven levels of the stadium. In comparison, the Metrodome had zero escalators.
11	Elevators allowing fans to seamlessly transition between the seven levels of U.S. Bank Stadium.



U.S. BANK STADIUM TIMELINE

- May 10, 2012** Following years of discussion at the state capitol, the Minnesota State Legislature approved the bill for the Minnesota Vikings new stadium located in downtown Minneapolis. The public-private partnership that was agreed to was made official just days later when Gov. Mark Dayton signed the bill.
- May 13, 2013** Almost one year exactly after the stadium bill passed at the capitol, the Minnesota Sports Facilities Authority (MSFA), the Minnesota Vikings and HKS Sports & Entertainment Group together unveiled the design of the State's new multi-purpose stadium that featured the country's largest ETFE roof and the world's largest pivoting glass doors.
- Dec. 3, 2013** The Minnesota Sports Facilities Authority (MSFA) and the Minnesota Vikings, in partnership with Mortenson Construction and project associate Thor Construction, broke ground on the 66,860 seat, 1.7 million square-foot facility. In total approximately 9 million work hours and 8,000 workers contributed to the project during the 30-month construction process.
- May 20, 2014** More than two years prior to the opening of U.S. Bank Stadium, the downtown Minneapolis facility was awarded Super Bowl LII. The game will mark the second time the Super Bowl will be played in Minnesota (January 26, 1992). The Super Bowl is annually the most watched television program in the world.
- Sept. 17, 2015** After 21 months of construction, Mortenson Construction, the Minnesota Sports Facilities Authority (MSFA), and the Minnesota Vikings celebrated the "topping out" of U.S. Bank Stadium. More than 11,000 tons of steel help make up the U.S. Bank Stadium roof, including the 989 foot-long, 1,700-ton ridge truss, which stands 214 feet above the playing field.
- July 22, 2016** Gov. Mark Dayton and Vikings Owner/President Mark Wilf officially opened U.S. Bank Stadium with a ceremonial ribbon cutting inside the downtown facility. After 30 months of construction, the Minnesota Vikings and their fans now had their new home. More than 150,000 fans visited U.S. Bank Stadium during its opening weekend.
- August 3, 2016** The first major event was held inside U.S. Bank Stadium with an international soccer match. Chelsea FC defeated AC Milan 3-1 in front of 64,101 fans during the International Champions Cup match.
- August 28, 2016** The Vikings played their first game in their new home during a Sunday afternoon preseason contest against the San Diego Chargers broadcast nationally on FOX.
- Sept. 18, 2016** The Minnesota Vikings defeated NFC North rival Green Bay 17-14 in front of 66,813 in the first regular season game at U.S. Bank Stadium.
- January 14, 2018** The Vikings hosted the 1st playoff game at U.S. Bank Stadium and it was a game for the ages with the New Orleans Saints. The thriller ended with a 61-yard walkoff TD reception by Stefon Diggs in a 29-24 win, forever to be known as "The Minneapolis Miracle".
- February 4, 2018** The sports world watched Philadelphia top New England 41-33 in Super Bowl LII. Attendance for the game was 67,612 and featured Justin Timberlake performing at halftime. Over 103 million viewers in the United States tuned into the NBC broadcast.



TCO PERFORMANCE CENTER IS VIKINGS HOME FIELD

TWIN CITIES ORTHOPEDICS PERFORMANCE CENTER BY THE NUMBERS



WINTER PARK	FACT	TCO PERFORMANCE
1981	Year Opened	2018
14 months	Construction time	18 months
138,000 square feet	Total Square Feet	277,000 square feet
50,000 square feet	Office Space	184,000 square feet
88,000 square feet	Field House Area	93,000 square feet
73 feet	Field House Height	98 feet
14.5 acres	Campus Area	40 acres
2	Outdoor Grass Fields	4
Yes (added in 1991)	Indoor Practice Facility	Yes
No	Outdoor Stadium	Yes (6,500 capacity)
90 lockers	Locker Room	95 lockers
4,300 square feet		6,500 square feet
5,800 square feet	Weight Room	6,100 square feet
No	Cardio Mezzanine	Yes (1,500 square feet)
1,800 square feet	Training Room	6,700 square feet
8	Treatment / Training Tables	16
470 square feet	Hydrotherapy Center	1,919 square feet
1	Treadmill Pool	1



TCO PERFORMANCE CENTER TIMELINE

June 21, 2016 – Eagan City Council Approves Plans for Headquarters and Practice Facility

The Eagan City Council unanimously approved the Minnesota Vikings plan to move the team headquarters and training facility to a 200-acre site located off I-494 at the intersection of Dodd Road and Vikings Parkway.

August 2, 2016 – Groundbreaking

The Vikings, along with partners Twin Cities Orthopedics (TCO), the City of Eagan, Crawford Architects and Kraus-Anderson Construction Company, broke ground on the Twin Cities Orthopedics Performance Center and TCO Stadium.

December 22, 2016 – Crews Begin Steel Installation

The team's future home began to take shape above ground as the first steel was installed at the TCO Performance Center.

January 2017 – Walls Constructed at TCO Performance Center

With just over a year before the anticipated move-in date, the team's new headquarters began to form as walls were installed.

May 10, 2017 – Final Structural Steel Installed

Construction crews hoisted the final piece of steel into position. More than 3,500 tons of steel were used in the project, including 2,200 tons for the indoor practice facility alone.

March 5, 2018 – Vikings Staff Moves In

Just weeks after U.S. Bank Stadium and the Twin Cities hosted Super Bowl LII, the Vikings officially opened the doors to its new practice facility and headquarters, the Twin Cities Orthopedics Performance Center. The team held a family night event to show off their new home later that week.

March 15, 2018 – Free Agent QB Kirk Cousins Signs With Vikings

The most highly sought after free agent in the 2018 market, QB Kirk Cousins, signs with the Vikings and is introduced at a press conference in TCO Performance Center.

April 26-28, 2018 – First Draft Conducted From TCO Performance Center

The Vikings conducted the first draft from TCO Performance Center over 3 days in April. The club selected UCF defensive back Mike Hughes with their 1st round pick, #30 overall.

June 15, 2018 – Ribbon Cutting TCO Performance Center

The Vikings welcomed business partners, state and local leaders and the Commissioner Roger Goodell for a formal ribbon-cutting ceremony at TCO Performance Center.



TCO PERFORMANCE CENTER FACTS AND FIGURES

- Located near I-494 at the intersection of Dodd Road and Vikings Parkway in Eagan, Minnesota.
- Five outdoor practice fields (including TCO Stadium) – four grass, one synthetic – and outdoor training areas, including a sand pit and inclined surfaces.
- Indoor practice facility with a 100-yard synthetic surface field and full-clear height for kicking.
- Significantly larger locker room, weight room, equipment room and training facilities, including cardiovascular and specialized speed rooms and hydrotherapy and post-workout recovery rooms.
- State-of-the-art team auditorium, player position meeting rooms and virtual reality simulator.
- An 88,000 square-foot, full-service orthopedics center.
- TCO Stadium, an outdoor football stadium with an anticipated capacity of 6,500 (expandable to 10,000), for youth, high school and amateur athletics and other community events.
- Sprawling 40-acre campus serving as the Minnesota Vikings headquarters and practice facility within a 200-acre mixed-use development for residential, retail, restaurant spaces as well as a hotel and conference center spaces expected to transpire over the next 10-15 years.
- Approximately 16 miles from U.S. Bank Stadium (downtown Minneapolis), 10 miles from downtown St. Paul and 6 miles from the MSP Airport.

MINNESOTA VIKINGS FOUNDATION

The Minnesota Vikings and the Wilf ownership group connect with the community through the Minnesota Vikings Foundation. For nearly 40 years, Vikings philanthropic work has raised more than \$11 million dollars to positively impact our community. This new endeavor will build on the team's legacy of community engagement. The Minnesota Vikings Foundation will unite the North to advance the well-being of future generations through health and education. We will engage our players, staff, and fans as a part of these efforts and invite all of you to join us as we forge ahead together.



MINNESOTA **VIKINGS**
FOUNDATION
FORGE AHEAD TOGETHER

MINNESOTA VIKINGS WOMEN'S INITIATIVES

A core value of the Minnesota Vikings is to positively impact women within the community and throughout the organization. Women are an integral part of the Vikings success, both as fans and inside our organization, and we value their contributions and support. We will continue to empower and engage Vikings Women in a way that deepens their connection with the team and honors their respective roles within the Vikings Organization. **Connect Impact Empower**



The Vikings Women work to enhance opportunities and experiences for the Vikings staff, family and fans as well as expand opportunities in the field for women.

VIKINGS IN THE COMMUNITY

THE MINNESOTA VIKINGS “ON THE FIELD AND IN THE COMMUNITY - YOUR SPECIAL TEAM”

The Minnesota Vikings are more than a football team. The coaches, players, alumni and staff are your neighbors. Their wives or husbands may be your co-workers. Their children attend school with your children. The Vikings are a part of our community. Many schools, hospital charities and civic groups have been impacted by player involvement, staff participation and family volunteerism. The Vikings organization is your neighbor too, as a corporate citizen actively involved in policy and service to Minnesota.

VIKINGS IN THE COMMUNITY

CLOCKWISE: The Vikings were able to make some dreams come true as host team for Super Bowl LII, sending deserving fans and even entire youth football teams to the big game... Kyle and Jordan Rudolph have grown their involvement with the U of M Masonic Children's Hospital over the years, hosting holiday-themed events and in 2017 dedicating Kyle Rudolph's End Zone, a 2,500 square foot area at the hospital for patients and their families to relax and play. Rudolph was recognized as the Vikings Man of the Year for his community engagement in 2017...While in London to play the Browns, the Vikings were able to host special military families who have lost a loved one through TAPS (Tragedy Assistance Program for Survivors), honoring the memories of fallen heroes...Anthony Barr is active with his Raise The Barr Foundation and in 2017 worked through the Jeremiah Program in Minneapolis to donate a computer lab for the students.





VIKINGS IN THE COMMUNITY

CLOCKWISE: Danielle Hunter joined teammates at the annual Toys for Tots drive, hosted by Fleet Farm, to help spread some holiday cheer to families in need...Vikings All-Pro Xavier Rhodes spends his game days shutting down opponents but spends his off days spreading good will through shopping sprees and visiting U of M Masonic Children's Hospital during the holiday season...The true essence of sportsmanship was on display during Super Bowl LII week when Saints punter Thomas Morstead donated over \$221,000 to Children's Hospital of Minnesota as part of his What You Give Will Grow Foundation. Morstead was injured in the Divisional Playoff game while tackling Marcus Sherels but continued to play, earning the respect of Vikings fans who donated generously to his Foundation. Morstead in return donated back to Children's to show his gratitude to fans.





VIKINGS IN THE COMMUNITY

CLOCKWISE: The Vikings started a new team tradition to coincide with moving into their new home at Twin Cities Orthopedic Performance Center. The entire organization took part in Team Up to Give Back, visiting three schools in the area to take part in activities, visit students and leave backpacks and books for summer reading sponsored by the Minnesota Vikings Foundation, Vikings QB Kirk Cousins and OL Tom Compton helped teach students agility drills. Compton, who went to nearby Rosemount High, is back in his home state with the Vikings after 6 years in the NFL...The club hosted the annual Adoption Family Fun Fest to celebrate adoption families and spend an evening on the field with Vikings players and staff. Vikings executives Rob Brzezinski and Rick Spielman have a special place in their hearts for the event as adoptive parents themselves...The Vikings teamed with HyVee to honor a special group of Vikings fans who served our country. The veterans were treated to a road game in Washington, taking in the sights at the nation's capital, meeting with dignitaries and topping the trip off by watching the Vikings top the Redskins 38-30.





VIKINGS IN THE COMMUNITY

CLOCKWISE: Leading into the Salute to Service game in 2017 the Vikings teamed up with Polaris and the United Heroes League to support military families who have parents deployed. A day of fun was capped off by gifting the families a Vikings-customized Polaris off-road vehicle...Courage on the football field takes many different forms, one of the most inspiring is Moose Lake-Willow River High player Danny Lilya. Paralyzed from the waist down, Danny is the holder for his team and a testament to overcoming adversity. He met the Vikings specialists for a practice and they gifted him Super Bowl LII tickets. Lilya picked up on some tips from the pros and they congratulated him on earning the courage award during the Minnesota Football Honors show...The Vikings celebrated Black History Month in February 2018 by giving students at Best Academy an African American history lesson, led by Vikings legends Alan Page and Gene Washington, who both overcame discrimination in their childhoods. In return the students put on a play for the Vikings delegation.



VIKINGS YOUTH FOOTBALL

The Vikings Youth Football mission statement is to grow, support and promote youth football through fair play, health/safety and academics. Innovative programs reach youngsters through the High School Player Development 7-on-7 Tournament, Youth Football Camps, USA Football Coaching School, equipment and field grants, the Vikings All-State Football Team, Minnesota Mr. Football, the High School Coach of the Week Program and the High School Coach of the Year. The Vikings are on the forefront of the USA Football Heads Up camps that teach youth players, parents and coaches the proper technique to make football safe and fun.



The Vikings connect with youth football programs across the state through clinics, camps and encouraging participation and safety. Teaching youth coaches proper techniques and how to play the game safely gives players the best chance for success and a positive experience. Head Coach Mike Zimmer has hosted an annual camp for youth, hosting over 500 youngsters at TCO Performance Center in spring 2018. Growing our great game at the grass roots level has been an emphasis for the organization, resulting in expanded programs, recognition for top players and coaches and building strong community bonds in youth football.





TRAINING
HAUS
POWERED BY TCO



**SERVING PROS AND ATHLETES OF ALL AGES
WITH SMALL GROUP AND TEAM TRAINING**

Learn more at TrainingHAUS.com

952-456-7650
2645 Vikings Circle | Eagan

© 2018 Training HAUS. All rights reserved.



EXECUTIVES



ZYGI WILF

OWNER/CHAIRMAN

Zygi Wilf enters his 14th season as an owner of the Minnesota Vikings in 2018. The Wilf family has transformed the organization since the onset of purchasing the club in 2005. Zygi and his brother Mark's continued focus has been on creating a world class organization that can consistently win and sustain success while providing the best fan engagement experiences in the NFL and making a positive impact on the Minneapolis/St. Paul community and the State of Minnesota.

New facilities have played a major role in the Vikings bright future as the team moved into a new headquarters- Twin Cities Orthopedic Performance Center- in March 2018 and have now played two seasons (2016-17) at U.S. Bank Stadium. As the largest construction project in state history, the new stadium employed nearly 8,000 construction workers and already has had a significant economic impact on the region, sparking nearly 20 development projects and serving as a multi-use facility capable of hosting more events than any stadium in the country. Under Zygi's stewardship, the franchise delivered a historic public-private partnership to build the multi-use stadium that will serve as the centerpiece of an economic development package for the state and region and a transformation of East Town. Since passing legislation in 2012 that included a \$477 million team/private contribution, the Wilfs have since guaranteed an additional \$125 million toward the project as they remain committed to investing in the state's economy and dedicated to providing a world-class showcase for Minnesota's sporting future.

Another of their most compelling achievements came on the heels of the December 2013 new stadium ground breaking, as Minnesota defeated New Orleans and Indianapolis in a bid to bring Super Bowl LII to the new stadium. Wilf served as Honorary Co-Chair of the Minnesota Super Bowl Bid Committee and led a determined campaign focusing on conversations with NFL Commissioner Roger Goodell and other NFL owners and creating terrific collaboration with Minneapolis business and civic leaders in their efforts. Minnesota will hosted the event for the second time, the previous being Super Bowl XXVI on January 26, 1992, and Wilf served as Honorary Co-Chair of the Minnesota Super Bowl Host Committee.

The team has continued to pave a path critical to their core values, enhancing their already strong reputation as an NFL leader in community relations activities. Zygi and the Vikings fully embrace what the Vikings mean to the fabric of the Minneapolis/St. Paul region and are heavily involved in business and civic endeavors and have a particular dedication to children's health issues. In February 2015, Zygi and his brother Mark donated \$5 million to the University of Minnesota to create the Wilf Family Center. The Center, designed to be the intellectual center of children's health care in the Midwest, will have an impact extending far beyond the region's borders.

In addition, Mark and Zygi and the Wilf Family Foundation have provided significant grants and donations to numerous charitable causes throughout the state of Minnesota and have also made a positive impact through their donations around the world.

Zygi and Mark lead an ownership group that closely mirrors the structure by which they have led their business ventures with Garden Homes Development, a nationwide leader in retail, commercial and private residential development. Joining Zygi in the Vikings venture are his brother, Mark, cousin, Leonard, son, Jonathan, and nephew, Jeffrey, along with associates from outside the family.

The journey for Wilf from avid New York Giants fan sitting in the bleachers of Yankee Stadium in the 1960s to taking over the leadership of one of the NFL's proudest franchises has been marked by bold and well-founded business decisions, commitment to family and employees, and dedication to community. Wilf was recognized in 2013 with the Fritz Pollard Alliance's Tank Younger Award in honor of his commitment to hiring and promoting minority candidates on the football and business side of the Vikings franchise.

Wilf, the son of Joseph and Elizabeth Wilf, emigrated with his parents from Europe to the United States in the early 1950s and settled in New Jersey. He attended nearby Fairleigh Dickinson University, earning a bachelor's degree in economics and later graduated from New York Law School in Manhattan. Wilf, and wife, Audrey, have four children.



Zygi Wilf and the Wilf Ownership Group has overseen tremendous franchise growth during their tenure. The club hosted Super Bowl LII and moved into the new Twin Cities Orthopedics Performance Center early in 2018.



MARK WILF

OWNER/PRESIDENT

Entering his 14th season of ownership in 2018, Vikings Owner/President Mark Wilf has led a transformation of the Minnesota Vikings organization. Wilf, along with his brother Zygi, oversees the management and strategic planning of every department within the Vikings. Most recently, Wilf led two of the most significant initiatives in the team's history with the completion of U.S. Bank Stadium and the successful bid to bring Super Bowl LII to Minnesota, both creating a significant impact on the community and state. In March 2018, the club also opened a new headquarters facility, Twin Cities Orthopedic Performance Center, in Eagan. The flagship facility will host Vikings training camp and serve as the day-to-day home of the team.

The Wilfs have dedicated their focus to three primary areas since taking ownership of the Vikings in 2005: building a winning football team and bringing a Championship to Minnesota, providing the best game day experience possible for Vikings fans, and positively impacting the Minneapolis-St. Paul community and the entire state of Minnesota. The Vikings have made strides in all facets, including establishing what will be one of the best game day experiences in the NFL following the construction of a state-of-the-art, multi-use U.S. Bank Stadium in downtown Minneapolis. The stadium, which gained state approval in May 2012, opened in July 2016 and gives Vikings fans one of the most premiere stadiums in the world in which they can continue the proud tradition of an imposing home-field advantage.

As the largest construction project in state history, the new stadium created thousands of jobs and has had a significant economic impact on the region, both during construction and as a multi-use facility capable of hosting more events than any stadium in the country.

Prior to the stadium's opening, the facility has already secured two of the world's marquee sporting events – the Super Bowl and the NCAA Final Four. Wilf served as Honorary Co-Chair of the Minnesota Super Bowl Bid Committee and spearheaded conversations with NFL Commissioner Roger Goodell and other NFL owners which led to Minnesota being named host of Super Bowl LII in February 2018. Minnesota hosted the event for only the second time, the previous being Super Bowl XXVI on January 26, 1992. Wilf now serves as Honorary Co-Chair of the Minnesota Super Bowl Host Committee.

Wilf embraces his role as a steward of the franchise and understands that the Vikings have been a valuable part of the fabric of life in the region since 1961. Philanthropy has been ingrained in the Wilf family for generations and Mark

and Zygi have brought that same commitment and involvement to Minnesota, with a particular dedication to children's health, most notably with their recent \$5 million donation to the University of Minnesota Masonic Children's Hospital to create the Wilf Family Center. The Center is designed to be the intellectual center of children's health care in the Midwest, with impact extending far beyond the region's borders.

In addition, Mark and Zygi and the Wilf Family Foundation have provided significant and impactful grants and donations to numerous charitable causes throughout the state of Minnesota. Under the Wilfs, the Vikings have implemented multiple community initiatives, including the Annual Playground Build in a neighborhood of need and the Second Harvest Heartland Summer Lunch Program, which has helped supply more than two million meals to underserved children during the summer months. Mark created the Annual Playground Build and it has become a tremendous Vikings tradition. The Wilfs have actively encouraged every player on the roster to take part in team community service events.

A longtime supporter of the Jewish community, Mark and his family are among the largest financial supporters of Yad Vashem, the Holocaust memorial museum in Israel. Mark has previously served as the National Campaign Chairman for the Jewish Federations of North America (JFNA) and was recently appointed by JFNA to lead a new initiative that addresses the needs of impoverished Holocaust survivors living in the United States.

Throughout their professional lives, the Wilfs have worked tirelessly to treat everyone associated with their businesses as members of the family. That structure has led to national prominence in their business ventures with Garden Homes Development, a nationwide leader in retail, commercial and private residential development, and has been prominent in their ownership of the Vikings.

Mark earned his bachelor's degree from Princeton University, where he served as the radio voice of Princeton Tigers football and basketball. He later graduated from the New York University School of Law before becoming a principal in the family business. Mark currently serves on several boards, including Vanderbilt University, the NYU School of Law and Princeton Varsity Club. He also serves on the NFL's Business Ventures Committee, the League's Stadium Committee and the Super Bowl and Major Events Advisory Committee.

Mark and his wife Jane, who is also heavily involved in philanthropic activities, have four children.



Vikings Owner/President Mark Wilf and the Wilf Ownership Group begin their 14th season as stewards of the franchise in 2018 with the team positioned for long-term success on the field and off.



LEONARD WILF

OWNER/VICE CHAIRMAN

Leonard Wilf joins cousins Zygi and Mark Wilf with the Vikings ownership group as Vice Chairman of the team for the 14th season in 2018. Away from the Vikings, Wilf also serves as President of family-owned Garden Homes Development, a nationwide leader in retail, commercial and private residential development based in New Jersey and New York. Garden Homes celebrated their 60th year of business in 2014.

Wilf earned his bachelor's degree, Cum Laude, from Boston University. Following his undergraduate work, Wilf graduated with a law degree from Georgetown University.

During his tenure at Georgetown, Wilf was editor of the Georgetown Law Review. Wilf went on to receive a Master of Law in Taxation from New York University.

In 2012, Wilf was recognized for his progressive work with charities and named to the board of the NFL Foundation. Active with several professional and civic groups, Wilf is Vice Chairman on the Board of Trustees of NYU and the NYU Law School. Wilf serves as Chairman of the American Society of Yad Vashem, a Board Member of New York Presbyterian Hospital. He is an involved member of the International Council of Shopping Centers, New York Athletic Club, Friars Club and Wilf was appointed a national trustee of The First Tee Program. Wilf is also active in veterans causes, having The

Lincoln Awards, a concert and show which aired on the Public Broadcasting System to honor vets.

An avid sportsman, Wilf enjoys snowshoeing, golf, and deep sea fishing. His interest in NFL football was developed with his cousins from his youth.

Wilf and his wife, Beth, have four children and are active members of the community through the Metropolitan Museum of Art, Central Park Conservancy and Metropolitan Opera. Wilf was appointed by President Clinton to the U.S. Holocaust Memorial Council in January 1997 and spearheaded the construction of the Metrowest Campus of UJA-Federation in East Hanover, NJ. He and his family reside in New York City.



The Wilf Family Ownership Group enters their 14th season as stewards of the Minnesota Vikings in 2018. Vikings Owner/Vice Chairman Leonard Wilf serves on the board of the NFL Foundation.



DAVID MANDELBAUM

OWNERSHIP PARTNER

David Mandelbaum has served as General Partner of Interstate Properties since 1968, a trustee of Vornado Realty since 1979 and Director of Alexander's, Inc. since 1995. Mandelbaum has been a member of the law firm Mandelbaum & Mandelbaum, P.A. since 1967 and holds a law degree from Harvard. He earned his undergraduate degree at Princeton University. Mandelbaum and wife, Karen, have been married for more than 50 years. The couple has four sons, Richard, Michael, Jeffrey and Jonathan and resides in Livingston, NJ.



SCOTT LANDIS

OWNERSHIP PARTNER

Scott Landis has served as a principal of The Landis Group since 1996, successfully operating and managing the company's assets. The Landis Group, which was established in 1967 by Scott's father Alan B. Landis, has developed, owned, or operated in excess of 20 million square feet of Class A real estate primarily in the tri-state area. One of their most noteworthy projects is Carnegie Center in Princeton, New Jersey, a 560-acre mixed use development. Under his leadership, Scott has been responsible for acquiring and favorably repositioning over 8 million square feet of real estate. As a principal, Scott has directed acquisitions, leasing, asset management, property management, construction and development.

Aside from Scott's contributions within the industry, he devotes considerable time and philanthropy to many organizations, including serving as a Board of Trustee at Temple Israel of the City of New York, a Board of Trustee member at The Hun School of Princeton, as well as serving on the Board of Directors of The Urban Assembly, reaching over 9,000 of New York City's most underserved children. He was a recipient of the Easter Seals award for Continuous Commitment. In addition, Scott also received The King Award from The Parkinson Alliance.

Scott and his wife, Amy, reside in New York City with their four children; Matthew, Chloe, Charlotte and Annabelle.

IN MEMORY OF ALAN LANDIS



The Vikings lost a member of their football family when Ownership Partner Alan Landis passed away in April 2018.

Landis was an original partner with the Wilf family in the acquisition of the Vikings in 2005 and helped set the course for building a successful franchise. He maintained an active role with the ownership group over the past 13 seasons, assisting in the development of U.S. Bank Stadium and Twin Cities Orthopedics Performance Center in Eagan.

A graduate of New York University, Landis achieved acclaim in the business world and the philanthropic community through his visionary thinking in each area. As founder and chairman of The Landis Group, he put his stamp on the land development industry with a pair of landmarks - the Princeton Landmark Carnegie Center, which earned Landis the 1991 Urban Land Institute Award for Excellence, and the Tower Center Office

and Hotel Complex. He was also part-owner of the NBA's New Jersey Nets, NHL's New Jersey Devils and MLB's New York Yankees for a number of years and was instrumental in the establishment of the YES Network.

Landis was active in causes ranging from the National Prevent Child Abuse Organization to the Foundation for Fighting Blindness. Landis is survived by his wife, Linda, daughter, Dana and son, Scott.



Alan Landis (left) and Leonard Wilf worked together in Vikings ownership from 2005-18, a time of tremendous growth and transformation for the franchise as U.S. Bank Stadium and TCO Performance Center both opened and the club hosted Super Bowl LII.



RICK SPIELMAN

GENERAL MANAGER

Rick Spielman enters his 7th season as General Manager of the club and 13th overall with the Vikings in 2018, the 28th season he has worked in the NFL. The Vikings have won 4 NFC North titles made the playoffs 5 times in the past 10 seasons.

Spielman joined the Vikings as Vice President of Player Personnel on May 30, 2006 and directed scouting, free agency and draft preparations for the club before taking on General Manager duties for 2012. Spielman has climbed the ranks of NFL personnel departments with Detroit, Chicago and Miami prior to joining the Vikings. Spielman's tenure with all 3 franchises has been highlighted by drafting impact players throughout the seven rounds and making key trades and free agency acquisitions. Spielman's teams have won 7 divisional titles and advanced to the playoffs 11 times. For the 2017 season, Spielman was named NFL Executive of the Year by Pro Football Weekly.

The Vikings have drafted players who have made immediate impacts on the club under Spielman's direction. The team has used 13 picks in the 1st round since Spielman joined the club to select Adrian Peterson (2007), Percy Harvin (2009), Christian Ponder (2011), Matt Kalil (2012), Harrison Smith (2012), Sharif Floyd (2013), Xavier Rhodes (2013), Cordarrelle Patterson (2013), Anthony Barr (2014), Teddy Bridgewater (2014), Trae Waynes (2015), Laquan Treadwell (2016) and Mike Hughes (2017). Of those 1st-rounders drafted from 2007-15, all 11 were starters in their rookie seasons, 7 were All-Rookie selections, 4 were Pro Bowlers as rookies, Peterson and Harvin were each named Associated Press Offensive Rookie of the Year and Patterson was a 1st-Team Associated Press All-Pro. In 2012, Peterson was named Associated Press NFL MVP.

Since Spielman began directing the Vikings drafts and personnel from 2007-18, the Vikings drafted 12 players (Peterson, Rice, Harvin, Rudolph, Walsh, Kalil, Patterson, Griffen, Smith, Barr, Bridgewater, Rhodes), signed 4 as free agents (Brett Favre, Jerome Felton, Linnal Joseph and Adam Thielen) and acquired 1 in trade (Jared Allen) who have gone on to earn Pro Bowl honors. Under Spielman's drafting, 14 Vikings have earned All-Rookie honors, highlighted in 2015 by 3 players earning All-Rookie honors- LB Eric Kendricks (2nd round draft pick), DE Danielle Hunter (3rd round) and WR Stefon Diggs (5th round). Pat Elflein was a 2017 All-Rookie choice as a 3rd-round draft pick.

The 2017 Vikings advanced to the NFC Championship Game following a 13-3 regular season and claimed the NFC North title. The club displayed quality depth and emerging talent throughout the season en route to the 2nd-most wins in a season in team history. The performance of backup QB Case Keenum, who went 11-3 as the starter in place of an injured Sam Bradford was key to the success of the club. Paired with the NFL's #1-ranked defense in terms of yards and points allowed, the Vikings offense had playmakers across the field. Thielen, an undrafted rookie in 2013, was named Associated Press 2nd-Team All-Pro in 2017 with a career-best 1,276 yards on 91 catches. The team had 3 All-Pros on defense with Smith and Rhodes earning 1st-Team honors and Griffen being tabbed a 2nd-teamer.

In 2016, Rhodes and Joseph each earned their 1st Pro Bowl honors, joining Griffen (2nd), Smith (2nd) Barr (2nd) and Patterson (2nd). Following the preseason injury to Bridgewater that placed him on IR, the Vikings dealt their 1st-round pick in 2017 to Philadelphia for QB Sam Bradford. He went on to set an NFL record with a 71.6% completion rate and set team records for INT % (0.9), completions (395) and posted career-highs in passer rating and fewest games with an INT. The youth of the Vikings performed at a high level with the leading sacker (Hunter, 12.5), reception leader (Diggs, 84) and receiving yards leader (Thielen, 967) all in their 2nd or 3rd seasons.

In 2015, the Vikings took the NFC North title away from 4-time defending champion Green Bay on their home field in

the regular season finale, posting an 11-5 mark and hosting a Wild Card playoff game against Seattle. The Division title was the 1st in Minnesota since 2009 and the team got big contributions from the rookie class. Kendricks became the 1st rookie to lead the team in tackles since the inaugural season in 1961 and Diggs became the 1st rookie to lead the team in receptions. Barr, Bridgewater, Griffen, Peterson, and Smith earned Pro Bowl honors in 2015.

The 2014 Vikings had rookie 1st-rounders Barr and Bridgewater both earn Player of the Week accolades and Bridgewater was named the QB of the All-Rookie team by PFWA and voted by fans as the Pepsi Rookie of the Year. Griffen led the team with 12.0 sacks and earned NFC Defensive Player of the Month honors in September.

In 2013, Patterson re-wrote the Vikings and NFL record books and showcased his unique play-making ability. He tied an NFL record for the longest play in league history and notched the longest KO return in NFL history with a 109-yard score vs. Green Bay (10/27/13).

The 2012 Vikings relied heavily on contributions from the rookie class and newly-acquired free agents to go 10-6 and earn a Wild Card Playoff berth. Peterson ran for 2,097 yards to finish 9 yards shy of the NFL single-season record.

In 2008 the Vikings engineered a pre-draft trade to land Allen from Kansas City, who has earned All-Pro and Pro Bowl honors in 2008 and 2009. The club signed Favre as a free agent entering 2009 and the veteran QB directed one of the most exciting seasons in team history and set career-bests in several offensive categories. The 2009 Vikings boasted an NFL-best 10 players who earned Pro Bowl honors.

Spielman began his NFL career as a scout with Detroit in 1990 and worked with the club in college scouting for 5 seasons before adding pro scouting duties in 1995 and '96. He moved to Director of Pro Personnel for the Bears from 1997-99 before joining the Dolphins in 2000 as Vice President of Player Personnel. He was promoted in 2002 to Senior Vice President-Football Operations/Player Personnel and eventually General Manager in 2004. Spielman left the Dolphins during the 2005 off-season and worked with ESPN as an NFL analyst before joining the Vikings. While with Miami for 5 seasons, the team had a winning record 4 times, won the AFC East in 2000 and went to the playoffs in 2000 and 2001 but missed the playoffs in 2002 and 2003 despite 9-7 and 10-6 records respectively.

Spielman got his first taste of NFL personnel analysis as a college scout with Detroit from 1990-94 and added pro scouting responsibilities for his final 2 seasons (1995-96) in the Motor City. The Lions enjoyed one of the finest stretches in franchise history in the early 1990s, winning a pair of NFC Central titles in 1991 and 1993 and the team advanced to the playoffs in 1991, '93, '94 and '95. The 1991 team set a franchise record with a 12-4 regular season mark, hosted and won a playoff game for the first time since 1957 and advanced to the NFC Championship Game against Washington.

Following Spielman's playing career at Southern Illinois from 1983-86 he was invited to training camp with the San Diego Chargers (1987) and Lions (1988). His younger brother, Chris, was a Pro Bowl LB who played 11 NFL seasons with Detroit (1988-95) and Buffalo (1996-98).

Spielman has a bachelor's degree from Southern Illinois and a master's from Ohio State. He and his wife, Michele, have been active with children's charities. The couple has adopted six children, Juan, Luis, Ronnie, J.D., Omie and Whitney.



KEVIN WARREN

CHIEF OPERATING OFFICER

Kevin Warren was named Chief Operating Officer of the Minnesota Vikings on February 12, 2015. Warren's extensive experience in all facets of the organization create the perfect foundation for him to lead the business operations of the organization. Warren will continue to create the vision and strategic efforts for all departments and, along with Mark Wilf and Zygi Wilf, set the strategic vision for the business components of the franchise.

Since being promoted to COO, Warren has continued to play a critical role in all business, financial, legal and operational aspects related to U.S. Bank Stadium. Warren has been involved in the design, construction, business, legal and operational components of the new stadium. Warren has also played a key role in the design, development and planning of Twin Cities Orthopedics Performance Center, the Vikings headquarters in Eagan, in addition to the ancillary real estate development of Viking Lakes. The TCO opening capped an eventful early 2018 for the Vikings. The team hosted the NFL and sports fans worldwide at U.S. Bank Stadium for Super Bowl LII on February 4, 2018, roundly lauded as one of the best-organized and safest Super Bowl games in memory.

Under Warren's visionary leadership, the Vikings restructured the organization, hiring or promoting 9 employees to Vice President, 3 of which are women. The Vikings have directed their focus on creating departmental synergy and collaboration, increasing financial profitability for the franchise, improving communication, developing leadership initiatives, implementing a platform focusing on a positive community impact through the new Minnesota Vikings Foundation, launching a women's initiative program, creating an elevated fan experience and building a world-class franchise focused on the tenets of hard work, ethics, financial profitability, community service and a "best-in-class" mentality.

Warren enters his 20th NFL season and 14th with the Vikings in 2018. He is the highest-ranking African-American executive working on the business side for a team in the NFL and is the first African-American COO in NFL history. In September of 2013, Warren's reputation and NFL experience were recognized when he was named a member of the NFL Committee on Workplace Diversity (which he continues to serve), which is committed to enhancing and promoting diversity at every level of the NFL. In February of 2017, during Super Bowl LI festivities in Houston, Warren was honored with the Texas Southern University Pioneer Award, recognizing Warren's ground-breaking role as an NFL executive and his commitment to championing diversity.

Prior to joining the Vikings, Warren worked for the international law firm of Greenberg Traurig from 2003-05, playing a critical leadership role with the Wilf Ownership Group deal team during the acquisition of the Minnesota Vikings. Additionally, he spent 2 seasons (2001-03) with the Detroit Lions as Senior Vice President of Business Operations & General Counsel and 4 seasons (1997-2001) with the St. Louis Rams as Vice President of Football Administration, and Vice President of Player Programs and Legal Counsel. Warren was an integral part of the Rams organization when they won Super Bowl XXXIV over the Tennessee Titans in January of 2000.

Warren's first exposure to sports law came after he graduated from Notre Dame Law School. He worked at a law firm with Mike Slive and Mike Glazier specializing in representation of Universities charged with NCAA violations. Warren also later worked as a sports and entertainment attorney/agent representing various professional athletes, entertainers and broadcasters as the founder of Kevin Warren and Associates.

As a freshman on the University of Pennsylvania basketball team, Warren was a member of the Quakers' Ivy League championship team in 1982. A native of Tempe, AZ, Warren subsequently enrolled at Grand Canyon University in Phoenix, earning his undergraduate degree. While at Grand Canyon, he excelled both in the classroom and on the basketball court. Warren scored 1,118 points during his career at Grand Canyon and earned GTE/CoSida Academic All-America honors as a senior along with NAIA Academic All-America honors and NAIA District 7 Basketball Team honors as both a junior and senior. In March 2013, Warren was inducted into the GCU Athletics Hall of

Fame, the 16th individual inducted and only the 5th basketball player to earn the prestigious honor in the University's history.

Warren earned his bachelor's in Business Administration from GCU in 1986, his MBA from Arizona State University in 1988, and his Juris Doctorate degree from the University of Notre Dame School of Law in 1990. Warren is a licensed attorney with the State Bar of Kansas, Michigan, Minnesota (House Counsel-Rule 10), and the District of Columbia.

Several members of Warren's family have helped fuel his life-long passion for sports, including his father, the late Dr. Morrison Warren, Sr., who played professional football for the Brooklyn Dodgers in 1948 during the era of the All-American Football Conference, before the league was merged with the NFL. The senior Warren would go on to be the first African-American President of a major college bowl game when he was named President of the 1982 Fiesta Bowl Board of Directors and was recently named one of Arizona State University's 50 Greatest Football Players. Warren's oldest brother, Morrison, Jr., was one of the first African-American scholarship athletes at Stanford, playing football for the Cardinal in the early 1960s, before a knee injury cut short his promising athletic career.

Philanthropy is an integral part of Warren's life and he and his wife Greta are active members of the Minneapolis-St. Paul community. In 2012, The Warren family "adopted" Lucy Craft Laney Community School in Minneapolis, which is predominantly African-American and has 98% of its student population coming from under-served communities. Over the past five years, the Warren family has donated over 4,000 backpacks filled with school supplies to Lucy Laney and other Twin Cities elementary schools. The Warrens have also purchased athletic uniforms for the boys and girls basketball teams, school uniforms and donate their time mentoring students.

In 2014, the Warrens created Carolyn's Comforts in conjunction with the University of Minnesota Masonic Children's Hospital and are donating \$1 million to a pediatric emergency care fund, to honor the legacy of his sister Carolyn Elaine Warren-Knox who passed away of brain cancer. Since the inception, nearly 400 financial grants have been made to families in need. In 2017, the Warrens launched "No Doors Closed", a scholarship program selecting high school students from District 191, who will be first generation college students. Each of the 8 students have been awarded with a 4-year, \$5,000 per year academic scholarship to attend the institution of their choice. Kevin and Greta plan to continue awarding 4 scholarships annually until a total of 16 students are in the program on a perpetual basis.

Warren places a priority on civic leadership and engagement, serving on several non-profit boards, in addition to serving on a publicly traded board and has been recognized on a national basis for his leadership in the business and charitable communities. Warren is a prolific speaker and has spoken on various topics to groups locally, nationally and internationally.

Twin Cities Business Journal honored Warren with the Corporate Counsel Award for Private Company-Large in 2015 and in 2016 as a Minority Business Leader. Warren has been recognized four times with the Vikings by the Fritz Pollard Alliance with their Salute to Excellence Award. His professional associations include serving on the Super Bowl LII Advisory Committee. Warren has served on the Board of Directors of Grand Canyon Education, Inc. (NASDAQ: LOPE) since 2012 and was recently named a member of the Board of Directors for Securian Financial Group, Inc. Warren was asked by University of Minnesota President Eric Kaler to serve as a member of the selection committee to hire Mark Coyle, Athletic Director for the University. His civic roles include serving on the Boards of the YMCA of the Twin Cities, the Page Education Foundation, University of Minnesota's Medical Foundation, Minneapolis Institute of Arts, Meet Minneapolis and Greater MSP. Warren is a Life Member of the Fiesta Bowl Board of Directors.

Warren and his wife, Greta, who holds a bachelor's degree from Kansas State University, have a daughter, Peri, a student at Occidental College, and a son, Powers, a football student-athlete at Mississippi State University. The Warren family resides in Edina, MN.



LESTER BAGLEY

EXECUTIVE VICE PRESIDENT - PUBLIC AFFAIRS

Lester Bagley brings more than three decades of public affairs and communications experience to his role as the Vikings Executive Vice President of Public Affairs. Currently in his 14th season with the Vikings, Bagley oversees the team's public relations, public affairs and community relations programs. The Vikings public relations department was recognized by the Pro Football Writers of America with the 2018 Pete Rozelle Award, presented annually to the group that consistently strives for excellence in its dealings and relationships with the media.

Bagley also serves on the Minnesota Vikings executive management team and works closely with team owners Zygi, Mark and Lenny Wilf. He is part of the Vikings leadership team that planned and designed Twin Cities Orthopedics Performance Center, the new state-of-the-art Vikings team headquarters in Eagan, MN, that opened on March 5, 2018.

As TCO Performance Center comes on line, Bagley and the Vikings will ensure that the facility will be accessible to the public and Vikings fans. The Vikings organization is creating an outstanding fan experience at the first-ever Verizon Training Camp to be held in Eagan. In the fall of 2018, the Vikings will showcase high school football by hosting Friday Night Lights at the 6,500-seat TCO Stadium.

The Vikings new team headquarters and practice facility occupy approximately 40 acres of the 200-acre Viking Lakes project. The vision for the broader development includes a four-star hotel and conference center, new residences and other mixed uses as part of the live-work-play destination being developed by the Vikings ownership and leadership team.

On February 4, 2018, U.S. Bank Stadium hosted Super Bowl LII, to great acclaim from the NFL, participating teams, fans and the media. The Minneapolis-St. Paul community stepped up and delivered an outstanding event. Bagley worked with Vikings own-

ership and community leadership to secure the world's marquee sporting event for our market, and he served on the Executive Board of the Minnesota Super Bowl Host Committee for the three years leading up to the game.

Also in 2018, Bagley worked with Vikings ownership on their acquisition of other sports properties, including the new Major League Soccer team in Nashville. The Vikings leadership team worked on the Nashville effort to secure a public-private stadium partnership and to design and build a state-of-the-art soccer stadium in Nashville.

As part of Bagley's successful run at the Vikings, he played a leadership role in one of the most significant accomplishments in Vikings history - securing legislative and community support for the iconic U.S. Bank Stadium. The \$1.1 billion facility, the largest construction project in Minnesota history, has proven to be one of the finest stadiums in the world. In 2017, U.S. Bank Stadium won the award for Venue of the Year at the StadiumBusiness Summit in Dublin, Ireland.

A native of Barron, WI, Bagley began college at the University of Minnesota before graduating from the University of California at Los Angeles (UCLA). He served as a White House intern and studied at the University of Oxford during his undergraduate days.

Bagley currently serves as vice chair of the Minnesota Vikings Foundation, and serves on the boards of Sports Minneapolis, the Public Affairs Council and the Minneapolis Regional Chamber of Commerce. Bagley and his wife Wendy, who is a graduate of the College of St. Catherine, reside in Minneapolis with their sons Michael and Charlie.



DON BECKER

EXECUTIVE VICE PRESIDENT OF REAL ESTATE DEVELOPMENT AND STRATEGIC PROJECTS

Don Becker, who enters his 1st season as the Executive Vice President of Real Estate Development and Strategic Projects, began working with the Vikings organization in January, 2007 on the new stadium initiative, working side-by-side with the Vikings ownership and executive team on identifying the best location, best design and overseeing first-class quality construction to build U.S. Bank Stadium.

Serving as Project Executive for the stadium project, Don coordinated all design and construction activities for the new stadium, which went on to be awarded the International Stadium Project of the Year by Stadium Business in 2017.

Becker supported the key executives working on the project financing, sales and marketing initiatives, entitlements and sponsorships, branding and signage, transportation improvements, legal agreements and other stadium-related projects. Don worked hand-in-hand with Kevin Warren, Steve Poppen, Steve LaCroix and Lester Bagley as they managed these initiatives, and in partnering with the Minnesota Sports Facilities Authority, the State of Minnesota and the City of Minneapolis on the stadium project. Becker also worked with the executive team and ownership on the initiative to bring the Super Bowl to U.S. Bank Stadium in 2018.

After completing U.S. Bank Stadium, Don worked with the Vikings executive team and the Wilf Family in securing the land and initiating the design and construction of Twin Cities Orthopedics Performance Center.

Becker is also a principal and project executive for Garden Homes Development LLC based in Short Hills, NJ and New York, NY. In his role with Garden Homes, he works with members of the Wilf Family and other team members in designing and constructing mixed-use development projects in Manhattan.

Don graduated from Pace University with a BBA in accounting and MBA in taxation and finance and has a JD degree from Rutgers Law School and an LLM degree from New York University School of Law. Becker and wife, Julie, reside in New Jersey and have 3 children, Anna, Caroline and Daniel.



ROB BRZEZINSKI

EXECUTIVE VICE PRESIDENT - FOOTBALL OPERATIONS

Rob Brzezinski enters his 26th season in the NFL and 19th with the Minnesota Vikings in 2018. Brzezinski serves as Executive Vice President- Football Operations and provides the Vikings broad-based management expertise and the value of being one of the most experienced NFL executives in the modern (post 1992) Collective Bargaining Agreement era.

Brzezinski has been with teams that have finished .500 or better in 18 of his 25 NFL seasons and has been part of 12 playoff seasons.

The Vikings benefit from Brzezinski's extensive knowledge and strategic salary cap management and a philosophy that has aided in the retention of core players, the addition of key free agents and the overall talent and depth of the team. Brzezinski's role as lead negotiator on high-profile contracts during his career includes more than 20 first-round draft picks and landmark deals for such players as Randy Moss, Steve Hutchinson, Jared Allen, Brett Favre, Adrian Peterson and most recently, unrestricted free agent Quarterback Kirk Cousins. Brzezinski has negotiated contracts during his career totaling more than \$1 billion.

Brzezinski joined the Vikings in 1999 as Director of Football Administration and was promoted to Vice President of Football Administration in 2001. He was elevated to his current position as Executive Vice President of Football Operations in 2014.

Prior to joining the Vikings, Brzezinski spent 6 seasons (1993-98) with Miami where he rose to Staff Counsel/Salary Cap.

Brzezinski was actively involved in the Vikings 2014 Head Coaching search and works closely with General Manager Rick Spielman and Head Coach Mike Zimmer on all football-related matters and strategic planning. Brzezinski's key responsibilities include salary cap management, negotiation of player contracts, football operations/administration and CBA compli-

ance. Brzezinski also played a role in assisting to design the football space in U.S. Bank Stadium and Twin Cities Orthopedics Performance Center.

Brzezinski has extensive NFL management experience, has worked as the top football executive, and has experience in managing the business operations of an NFL franchise and, while in Minnesota, transformed a substantial salary cap deficit into a long-term competitive advantage. Brzezinski has had the privilege of working for some of the most successful and decorated head coaches in NFL history, including Don Shula, Jimmy Johnson and Dennis Green.

In 2004 Brzezinski was invited to participate in the NFL-Stanford Program for Managers at the Stanford Graduate School of Business, an NFL program to promote development of leaders within the League.

In Miami, Brzezinski assisted in managing business affairs, salary cap administration, player contract negotiations, operations and legal affairs. In his tenure, the Dolphins compiled a 55-41 regular-season record and made the playoffs four times.

Brzezinski earned degrees from Nova Southeastern University in Fort Lauderdale, a Juris Doctorate in 1995 and a Bachelor of Science in education in 1992. In addition, Brzezinski is a member of the Florida Bar. Brzezinski and his wife, Leah, who has earned a doctoral degree in education, have 5 children: Ki, Grace, Jae, Anna and Rose. The Brzezinski family, who reside in Edina, founded Arete Academy in 2014, a school in Minnesota dedicated to educating students who are twice exceptional and are active in the community raising awareness for adoption-related causes.



STEVE LACROIX

EXECUTIVE VICE PRESIDENT & CHIEF MARKETING OFFICER

Steve LaCroix serves as the team's Executive Vice President & Chief Marketing Officer, a role in which he oversees all aspects of Vikings-generated revenues and marketing initiatives. LaCroix enters his 18th season with the Vikings in 2018. He leads the team's Corporate & Technology Partnerships, Ticket Sales & Operations, Partnerships Activation & Special Projects, Corporate Development & Guest Relations, Content & Production and Marketing & Fan Development departments. In addition, LaCroix is actively involved with all aspects of the 200-acre Viking Lakes development which houses the Vikings new headquarters - Twin Cities Orthopedics Performance Center. LaCroix is also assisting the recently-awarded Major League Soccer expansion team in Nashville.

LaCroix's sales and marketing team was responsible for ushering in a new era in Vikings football as state-of-the-art U.S. Bank Stadium opened in 2016 to rave reviews. The new Vikings home featured second-to-none amenities, service and game-day experience for Vikings fans and offered the region a groundbreaking sports and entertainment venue that the team and fans both embraced. U.S. Bank Stadium was a finalist for Sports Business Journal's coveted "Sports Facility of the Year" award and World Architecture News' "Sport in Architecture" award along with Stadium Business Awards nominations for "Venue of the Year" and took home "Venue Project of the Year" at the awards program in Dublin, Ireland.

Following the passage of stadium legislation in 2012, LaCroix immediately began a significant role on the Vikings stadium team, assisting with the design and construction process. He is also directed all sales, marketing and revenue-generating initiatives for the new facility that opened in 2016, including Naming Rights, Founding Partnerships, technology solutions and brand integration opportunities as well as overseeing multiple new offerings related to season tickets, premium seating, club seats and suites located in the stadium.

As the lead negotiator for Naming Rights, LaCroix and the Vikings joined U.S. Bank to announce a 20-year partnership and introduce "U.S. Bank Stadium" on June 15, 2015. The announcement highlighted a natural partnership between two prominent and storied Minnesota institutions that have extensive histories within the state and long traditions of being significant community advocates for Minnesota. With the goal of securing a prominent, first-class Minnesota-based company, the Vikings targeted and ultimately only engaged with U.S. Bank in this endeavor. The partnership also includes a \$1,000,000 "Places to Play" program, a statewide, grant-making initiative focused on investments in the community facilities that contribute to the quality of life, including parks, playgrounds, trails and athletic facilities.

In 2014, together with Van Wagner Sports & Entertainment, the third party assisting the Vikings in the sales process, LaCroix developed and managed the opening of the New Stadium

Preview Center and its adjacent downtown offices. The Preview Center, a 7,500 square-foot interactive space designed to give Vikings fans their first detailed look at the new stadium and the future game experience, was the largest ever built by an NFL team. Overlooking the stadium site, the Preview Center hosted over 10,000 visits during the sales process.

In his Minnesota tenure, LaCroix has led a variety of additional new initiatives, including the team's introduction of an enhanced Norseman logo and new uniforms in 2013, the second uniform change under LaCroix's leadership. The club has also brought radio and television broadcast rights in-house and started year-round weekly television and radio programming. The Vikings have had multiple full re-designs of vikings.com and opened Vikings Locker Room official retail stores across the Twin Cities. Fans have been treated to the introduction of Viktor the Viking, the official team mascot, and the Skol Line drum line. Fans have also been introduced to many new home game traditions at U.S. Bank Stadium, including the Vikings "Skol Chant" fan ritual that has helped create the best game entertainment experience in the NFL.

Also included in LaCroix's accomplishments is the launch of the Vikings Entertainment Network (VEN) in 2009. LaCroix helped take VEN to the next level with a first-class production studio at Winter Park and now its industry-leading TCO Studios, which was unveiled during the 2018 off-season and plays host to weekly TV and radio shows throughout the year. The studio is the home for Vikings-exclusive content creation for vikings.com and other social & digital platforms, resulting in 14 Upper Midwest Regional Emmys and 2 Clio Sports awards.

LaCroix has served on the NFL Club Business Working Group comprised of eight club executives to help shape strategies for implementing league and club initiatives. LaCroix has also served for several years on the Steering Committee of the National Sports Forum, the industry's leading annual conference.

LaCroix's charitable involvement includes working closely with the newly-launched Minnesota Vikings Foundation and he served as Treasurer of the Vikings Children's Fund, which raised and distributed over \$10 million since 1978. LaCroix also serves on the University of Iowa Marketing Institute Board, the Board of Directors of Allina Health, the Minneapolis Downtown Council Board of Directors, the Board of Directors of Hunger Related Events/Taste of the NFL, a national hunger relief organization and the Minnesota chapter of Positive Coaching Alliance, a national non-profit working to transform the culture of youth sports with a mission to develop "Better Athletes, Better People." For Super Bowl LII held in the Twin Cities this past season, LaCroix served on the Minnesota Super Bowl Host Committee Advisory Board and chaired the Oversight Committee.

Prior to joining the Vikings, LaCroix worked as the Director of Sponsorship Sales for Pacers Sports and Entertainment in Indianapolis, IN, from 1999-00. His main responsibilities included overseeing the corporate sales efforts for the National Basketball Association's Indiana Pacers, the WNBA's Indiana Fever and other sports and entertainment events held at Conscoco Fieldhouse, for which he negotiated the naming rights deal. Conscoco Fieldhouse (now renamed Bankers Life Fieldhouse) is widely considered one of the premier venues in the NBA and elevated the Pacers into the top third of the league in local revenue, despite being the NBA's fifth-smallest market. LaCroix's tenure with Pacers Sports & Entertainment began in 1991 as an intern in ticket sales.

LaCroix earned his bachelor's degree at the University of Iowa and his master's at Western Illinois University. Steve and his wife, Sue, who holds her bachelor's degree in nursing from the University of Iowa, have two children and fellow Hawkeyes – Katie and Alex. The LaCroix family resides in Orono.



STEVE POPPEN

EXECUTIVE VICE PRESIDENT & CHIEF FINANCIAL OFFICER

Currently in his 20th season with the Vikings in 2018, Steve Poppen serves as the team's Executive Vice President & Chief Financial Officer. In his role, Poppen is responsible for all financial aspects of the team, including business planning, budgeting, day-to-day financial and administrative operations, human resources, facilities, and U.S. Bank Stadium project financing and operations.

Poppen also played a key part in the new Vikings headquarters and training facility, Twin Cities Orthopedics Performance center, which is located in Eagan, MN following the Eagan City Council's approval of the project in June 2016. As a project leader on the facility, Poppen is involved daily with financing, design, construction and cooperation with city, county and regional governing bodies to keep the project on track.

For several years Poppen played a lead role in the Vikings attempts to pass new stadium legislation, an exhaustive effort that culminated with Governor Mark Dayton signing the stadium bill into law on May 14, 2012. After passage of the stadium legislation, Poppen continued to serve on the Vikings stadium team, working with the design and construction process and was part of the executive group that negotiated the team's use agreement and development agreement, as well as other documents governing the construction and day to day operations of the new publicly-owned facility. Poppen also oversaw the Vikings efforts to finance the over \$600 million team/private commitment to the project. In 2013, he helped secure \$425 million in loans from the NFL and a bank syndicate led by U.S. Bank as part of the team commitment.

The passage of the stadium bill not only secured the team in Minnesota but also gave Vikings fans a premier venue to watch

their team beginning in the 2016 NFL season. Along with Vikings football, the multi-purpose facility has been designed to host national and international events, including NCAA basketball, a Super Bowl and concerts, as well as high school and amateur sports and other community events. Even before the stadium's doors opened for the first time, Minnesota secured Super Bowl LII that was played in February 2018 and the NCAA Final Four which will be played in April 2019.

U.S. Bank Stadium dazzled during its inaugural season and quickly became an elite venue and unrivaled experience in the NFL. The design features for which the Vikings fought include the most fan-friendly and most technologically-advanced stadium in the League. It provides an indoor-outdoor experience that is ideal for the Greater Minneapolis/St. Paul market. The progressive architectural design is a signature element on the Minneapolis skyline.

A native of Watertown, SD, Poppen spent eight years as a Certified Public Accountant in the business assurance group of PricewaterhouseCoopers LLP in Kansas City before joining the Vikings. In 2006, Poppen participated in the NFL-Stanford Program for Managers at the Stanford Graduate School of Business, a program developed by the NFL to promote growth of leaders within the League.

Poppen received his bachelor's degree in accounting from Evangel University in Springfield, MO, in 1991. Poppen played football at Evangel, an NAIA member of the Heart of America Athletic Conference. Poppen is an active member of his community and either serves or has served on several boards and committees that have missions that are in alignment with his values and interests. Poppen's past board service includes Minnesota

Adult and Teen Challenge, a faith-based drug and alcohol rehabilitation program for Minnesota adults and teens, Minneapolis Downtown Council and Downtown Improvement District, and the Minnesota State Fair Foundation. Poppen's current board service includes Twin Cities Habitat for Humanity where he serves on its Lending Committee and Finance Committee. Poppen also currently serves as an Independent Trustee of the M3SIXTY Funds Trust, a mutual fund investment trust based in Kansas City, Missouri.

Poppen and his wife, Christy, who holds a bachelor's degree in elementary education from Evangel, have four children – Natalie, Andrew, Nathan and Avery. The Poppen family resides in Chanhassen.



JONATHAN WILF

EXECUTIVE VICE PRESIDENT - STRATEGIC PLANNING & BUSINESS INITIATIVES

Jonathan Wilf is in his 13th season as a member of the Vikings ownership group and his 5th as the team's Executive Vice President - Strategic Planning and Business Initiatives. In his vice president position, Wilf serves on the Vikings management team and plays a leadership role in developing revenue-generating initiatives for the organization as well as enhancing and expanding technology applications within the Vikings and at U.S. Bank Stadium. Wilf serves on the new stadium development team and with the planning of the new team headquarters in Eagan.

In addition to his leadership role with the Vikings, Wilf is a partner in Garden Homes, the family-owned, nationwide leader

in retail, commercial and private residential development based in Short Hills, N.J. He holds an engineering degree from the University of Pennsylvania, where he studied computer science, and a J.D. from the Benjamin N. Cardozo School of Law of Yeshiva University. Wilf is actively engaged in philanthropy as a trustee of the Wilf Family Foundations and has a passion for supporting causes that involve children and education. A lifelong sports fan, Wilf enjoys skiing, hiking and golfing. He resides in New Jersey with his wife, Rachel, son, Miles and daughter, Claire.



U.S. Bank Stadium has been lauded as a state-of-the-art feat of architecture and function. The stadium hosted Super Bowl LII in February 2018, the X Games for several years starting in 2017 and will welcome the NCAA Men's Final Four in 2019.



Tackle purchases with a loyal teammate.

Get a U.S. Bank Visa® Debit Card with the Minnesota Vikings design when you open any U.S. Bank consumer checking account.

Ask a U.S. Banker about one today.



The Official Bank of the
Minnesota Vikings



usbank.com

All regular account opening procedures apply. \$25 minimum deposit is required to open a U.S. Bank consumer checking account. Deposit products offered by U.S. Bank National Association. Member FDIC. ©2018 U.S. Bank. The issuer of the U.S. Bank Visa Debit Card is U.S. Bank National Association, pursuant to a license from Visa U.S.A. Inc. The Minnesota Vikings and the Vikings logo are registered trademarks of NFL Properties, Inc.





COACHES



MIKE ZIMMER

HEAD COACH

COACHING EXPERIENCE: 40TH SEASON

NFL EXPERIENCE: 25TH SEASON

VIKINGS EXPERIENCE: 5TH SEASON

Mike Zimmer enters his 5th season as Vikings Head Coach in 2018 following a record-setting 2017 campaign that saw the Vikings go 13-3, win the NFC North title, and advance to the NFC Championship game with the #1 ranked defense in the NFL in both yards allowed and points allowed. The #1 ranking in total defense was the 1st time the Vikings have achieved the feat since the 1993 season and a testament to Zimmer's scheme and teaching since he inherited the #31 defense in the NFL when he took over as head coach in 2014. Zimmer was hired as the 9th head coach in Vikings history on Jan. 15, 2014. A veteran defensive coordinator, Zimmer is in his 25th season on an NFL sideline in 2018.

In his NFL tenure, Zimmer has been a part of 13 playoff teams and teams that have won 9 Division titles. He coached the Cowboys DBs when Dallas won Super Bowl XXX over Pittsburgh after the 1995 season. The 2017 Vikings rank 2nd in franchise history for wins in a regular season with 13, trailing only the 15-1 club in 1998. The Vikings landed 4 players on the Associated Press All-Pro teams - S Harrison Smith (1st Team), CB Xavier Rhodes (1st Team), WR Adam Thielen (2nd Team), DE Everson Griffen (2nd Team) and had 7 players earn Pro Bowl honors - Thielen, Smith, Griffen, Rhodes, LB Anthony Barr, DT Linval Joseph and TE Kyle Rudolph. The team had to overcome its fair share of adversity early in the season to get on a roll after a 2-2 start. Case Keenum stepped in at QB after regular starter Sam Bradford went on injured reserve and rallied the offense despite losing rookie phenom RB Dalvin Cook to injury early in the season. Individually, Thielen led the team with 1,276 yards on 91 catches and free agent pickup RB Latavius Murray led the ground game with 842 yards and 8 TDs. Griffen had a team-high 13.0 sacks to tie for 4th in the NFL and Harrison Smith had 5 interceptions. Keenum had a career-year, posting an 11-3 record as the starter, had a 67.6% completion mark to rank #2 in the NFL, the 4th-best % in Vikings history. Keenum had a 22-7 TD/INT ratio and ranked #7 in the NFL with a 98.3 passer rating, the 5th-best mark in Vikings history.

The 2016 Viking battled injuries and adversity throughout the season to finish 8-8 while plugging new talents into the offense, an opportunistic defense with a knack for takeaways (27) and a special teams group posted 3 TDs (2 PR, 1 KOR). The Vikings had 6 players earn Pro Bowl honors - DE Everson Griffen (2nd honor), S Harrison Smith (2nd honor), KR Cordarrelle Patterson (2nd honor), LB Anthony Barr (2nd honor) and CB Xavier Rhodes earned his 1st berth in the all-star game.

The loss of QB Teddy Bridgewater to injury late in the pre-season led to a trade with Philadelphia to bring in Sam Bradford, who went on to a record-setting season and started the final 15 games. Bradford set the NFL completion percentage record for a season at 71.6%, set a new team mark for completions with 395 and set a new team record for interception percentage at 0.9%, with only 5 INTs in 552 attempts. Bradford developed chemistry with several pass catchers with WR Adam Thielen leading the club with 967 yards in a breakout season. Veteran TE Kyle Rudolph had the best season of his career while setting a new team mark for receptions by a TE with 83 and a new career TDs by a TE mark at 29 while leading the club with 7 receiving TDs. Emerging DE Danielle Hunter led the team in sacks with 12.5 as a situational rusher. Rhodes notched a career-high with 5 INTs on the season to lead the club and the defense scored a total of 4 TDs and a safety on the year while moving to #3 in the NFL rankings for total defense, the highest rank since 1993.

In his 2nd season leading the Vikings in 2015, Zimmer piloted the club to an NFC North title and a Wild Card Playoff berth. The team played clean, smart football down the stretch and won 3 in a row to end the regular season, capturing the division crown at Green Bay and taking the title from the 4-time

defending NFC North champs. The Vikings 11-5 mark tied for the 2nd-best record since 2000 and gave the Vikings their 1st North crown since 2009. Minnesota was the least-penalized team in the NFL with 88 and lowest penalized offense in the NFL, with only 30 on the season.

The 2015 Vikings earned their success with a strong running game and stingy defense. Adrian Peterson led the NFL in rushing for the 3rd time in his career en route to 1st-Team All-Pro and Pro Bowl honors. Bridgewater continued to grow in his role as a playmaker and engineering the offense, improving throughout his 2nd pro season. The Vikings defense ranked 5th in the NFL by allowing only 18.9 points per game.

The Vikings rookies made strong contributions as the club was led in tackles by rookie LB Eric Kendricks and in receiving by WR Stefon Diggs. Rookie DE Danielle Hunter ranked 2nd on the team in sacks, and the team tied a franchise record by having 6 rookies start in a game, at Arizona.

The 2014 Vikings turned to Bridgewater to start 12 games of his rookie season, and he responded with a 6-6 record, going 3-2 in his final 5 starts, and set virtually every franchise record for a rookie QB. Defensively, the 2014 Vikings improved from #31 in total defense to #14 in the NFL with a new lineup. The Vikings #7 ranking in the NFL in passing defense was the highest finish since the 1993 season when the club was #6. The Vikings had a 113-point improvement in offensive points allowed from 2013 to 2014, the biggest improvement in the NFL in that span.

Zimmer's arrival in Cincinnati for the 2008 season signaled a franchise turnaround on the defensive side of the ball. The Bengals notched top-10 defensive rankings in 2009, '11, '12 and '13 after only cracking the NFL's top 10 once in 18 seasons prior to Zimmer joining the team. During his tenure, Zimmer coached Geno Atkins as he became one of the top DTs in the NFL, earning consensus All-Pro honors in 2012 and Pro Bowl berths in 2011 and 2012. In 2013, LB Vontaze Burfict continued his rise from an undrafted rookie free agent in 2012 to a Pro Bowler in 2013. Atkins became the 1st Bengals defensive lineman since Tim Krumrie in 1988 to earn a Pro Bowl trip, and Burfict was the 1st Bengals LB to be honored since Jim LeClair in 1976.

Zimmer led top-10 defenses for Dallas in both a 4-3 and 3-4 scheme. The 2003 Cowboys defense ranked #1 in the NFL with only 253.3 yards per game allowed. During Zimmer's tenure in Dallas as DBs coach (1994-99) and defensive coordinator (2000-06) the team ranked in the top 5 of NFL scoring defense a total of 6 times. The 1995 Cowboys hoisted the Lombardi Trophy in Super Bowl XXX with a win over Pittsburgh, and one of Zimmer's pupils, CB Larry Brown, won the Super Bowl MVP award with a pair of INTs in the game. Brown is 1 of only 3 DBs to earn Super Bowl MVP honors in the history of the game.

Before moving to the NFL ranks, Zimmer spent 15 seasons coaching at the collegiate level. He spent his final 5 seasons in the college ranks as defensive coordinator at Washington State from 1989-93. Zimmer was at Weber State from 1981-88, serving as defensive coordinator from '83-88. He entered the profession at Missouri as an assistant from 1979-80.

Zimmer played QB and later LB at Illinois State, earning a degree in physical education. He has 3 children - son, Adam, and daughters, Corri and Marki. Adam is coaching the Vikings LBs after having spent time with Kansas City, New Orleans and Cincinnati as an assistant LBs and DBs coach. The father and son have each both earned Super Bowl titles with Adam's coming after the 2009 season when the Saints won Super Bowl XLIV over Indianapolis. Coaching is a family tradition with the Zimmer's as Mike's father, Bill, earned Illinois Hall of Fame honors as a prep football and wrestling coach. Zimmer played football, baseball and wrestled at Lockport Township High School in suburban Chicago. Both Bill and Mike Zimmer have been inducted

into the Lockport Hall of Fame, and Bill is also in the Bradley University and Illinois High School Hall of Fame.

Vikki Zimmer, Mike's wife of 27 years, passed away in Cincinnati on Oct. 8, 2009. The Pro Football Writers of America recognized Zimmer overcoming the tragedy by voting him the winner of the Halas Award for the season, an annual award presented to the individual in the NFL that overcame the most

adversity to succeed. The Zimmer family awards scholarships to deserving students through the Mike Zimmer Foundation, which also hosts an annual football camp for youth.

GETTING DEFENSIVE

In his tenure as an NFL defensive coordinator and head coach, Mike Zimmer's units have ranked in the NFL's top 10 in yards allowed 9 times and have ranked in the top 10 of points allowed in the NFL 8 times. The Vikings 2017 defense led the league in scoring defense, the 1st time Zimmer has done so in his 24 years in the NFL. Zimmer's Dallas unit in 2003 and his 2017 Minnesota defense had the NFL's #1-ranked defense in yards. In 3 seasons (2011-13), Zimmer's Bengals ranked in the top of yards and points allowed each season as the team advanced to the playoffs 3 straight times. Prior to Zimmer's arrival in Cincinnati in 2008, the Bengals defense had only cracked the NFL's top 10 during 1 season in the previous 18. In 2016 the Vikings were #3 in total defense, the highest rank since leading the NFL in 1993. Zimmer took over in Minnesota as head coach for the 2014 season, the previous year the club ranked #31 in the NFL in yards allowed and have since ranked #14, #13, #3 and #1.

ZIMMER'S TOP 10 NFL DEFENSES (YARDS ALLOWED)

Dallas, 2001	#4
Dallas, 2003	#1
Dallas, 2005	#10
Cincinnati, 2009	#4
Cincinnati, 2011	#7
Cincinnati, 2012	#6
Cincinnati, 2013	#3
Minnesota, 2016	#3
Minnesota, 2017	#1

ZIMMER'S TOP 10 NFL DEFENSES (POINTS ALLOWED)

Dallas, 2003	#4
Cincinnati, 2009	#8
Cincinnati, 2011	#9
Cincinnati, 2012	#6
Cincinnati, 2013	#4
Minnesota, 2015	#5
Minnesota, 2016	#5
Minnesota, 2017	#1

ZIMMER'S COACHING CAREER, YEAR-BY-YEAR (*- HEAD COACH)

Year	Team	Regular Season			
		W	L	T	
1979	Missouri	7	5		Hall of Fame Bowl (W)
1980	Missouri	8	4		Liberty Bowl (L)
1981	Weber State	7	4		
1982	Weber State	4	7		
1983	Weber State	6	5		
1984	Weber State	5	6		
1985	Weber State	6	5		
1986	Weber State	3	8		
1987	Weber State	10	3		NCAA Division I-AA playoffs - 2nd round
1988	Weber State	5	6		
1989	Washington State	6	5		
1990	Washington State	3	8		
1991	Washington State	4	7		
1992	Washington State	9	3		Copper Bowl (W)
1993	Washington State	5	6		
1994	Dallas	12	4		advanced to NFC Championship Game, NFC East Champions
1995	Dallas	12	4		Super Bowl XXX Champions, NFC East Champions
1996	Dallas	10	6		advanced to NFC Divisional Round, NFC East Champions
1997	Dallas	6	10		
1998	Dallas	10	6		advanced to NFC Wild Card Round, NFC East Champions
1999	Dallas	8	8		
2000	Dallas	5	11		
2001	Dallas	5	11		
2002	Dallas	5	11		
2003	Dallas	10	6		advanced to NFC Wild Card Round
2004	Dallas	6	10		
2005	Dallas	9	7		
2006	Dallas	9	7		advanced to NFC Wild Card Round
2007	Atlanta	4	12		
2008	Cincinnati	4	11	1	
2009	Cincinnati	10	6		advanced to AFC Wild Card Round, AFC North Champions
2010	Cincinnati	4	12		
2011	Cincinnati	9	7		advanced to AFC Wild Card Round
2012	Cincinnati	10	6		advanced to AFC Wild Card Round
2013	Cincinnati	11	5		advanced to AFC Wild Card Round, AFC North Champions
2014	Minnesota	7	9		
2015	Minnesota	11	5		advanced to NFC Wild Card Round, NFC North Champions
2016	Minnesota	8	8		
2017	Minnesota	13	3		advanced to NFC Championship Game, NFC North Champions

ZIMMER'S BACKGROUND

Player

1974-77 Illinois State // QB/LB

Coach

1979-80 Missouri // Assistant

1981-82 Weber State // DBs

1983-88 Weber State // Defensive Coordinator

1989-93 Washington State // Defensive Coordinator

1994-99 Dallas Cowboys // DBs

2000-06 Dallas Cowboys // Defensive Coordinator

2007 Atlanta Falcons // Defensive Coordinator

2008-13 Cincinnati Bengals // Defensive Coordinator

2014 Minnesota Vikings // Head Coach

ZIMMER'S TOP PUPILS

During Mike Zimmer's tenure coaching defense in the NFL, he has consistently helped players reach their potential and exceed expectations.

PRO BOWL DEFENSIVE PLAYERS UNDER ZIMMER

Player, Team, Position	Pro Bowls
Darren Woodson, Dallas, S	1994, '95, '96, '97, '98
Deion Sanders, Dallas, CB	1996, '97, '98, '99
Dexter Coakley, Dallas, LB	2001, '03
La'Roi Glover, Dallas, DT	2002, '03, '04, '05
Roy Williams, Dallas, S	2004, '05, '06
DeMarcus Ware, Dallas, LB	1 - 2006
Geno Atkins, Cincinnati, DT	2011, '12
Vontaze Burfict, Cincinnati, LB	2013
Anthony Barr, Minnesota, LB	2015, '16, '17
Everson Griffen, Minnesota, DE	2015, '16, '17
Harrison Smith, Minnesota, S	2015, '16, '17
Xavier Rhodes, Minnesota, CB	2016, '17
Linval Joseph, Minnesota, DT	2016, '17

CLIMBING THE COACHING LADDER



2014- Minnesota Vikings

Mike Zimmer was named the 9th head coach in Vikings history on Jan. 15, 2014. Zimmer rebuilt the Vikings defense, helping the Vikings earn their 1st NFC North Crown since 2009 during the 2015 season. The Vikings finished 11-5 during Zimmer's 2nd season as head coach and hosted a playoff game. Zimmer's defense continued to improve, leading the top-ranked unit in scoring and yards in 2017, helping the team win the NFC North title for the 2nd time under his guidance and post the 2nd-best record in team history (13-3) and a trip to the NFC Championship Game for the 9th time in club history.



2008-13 Cincinnati Bengals

Zimmer contributed to a Bengals resurgence that helped the team make the playoffs in 4 of his 6 seasons, including three consecutive from 2011-13. The Bengals won the AFC North in 2009 and 2013. The Bengals defense ranked in the NFL's top 10 in 4 of his 6 seasons, topping at #3 in 2013.



2007 Atlanta Falcons

In his one season with Atlanta, Zimmer coordinated the Falcons defense and oversaw top individual performances from CB DeAngelo Hall with 5 INTs and DE John Abraham with 10.0 sacks.



1994-06 Dallas Cowboys

Serving as secondary coach from 1994-99 and defensive coordinator from 2000-06, Zimmer tutored some of the top defensive players in the NFL and earned a ring in Super Bowl XXX over Pittsburgh. Zimmer coached under Barry Switzer, Dave Campo, Chan Gailey and Bill Parcells, working as coordinator under Gailey and Parcells. In 2003, Zimmer led the Dallas defense to the #1 ranking in the NFL. The Cowboys advanced to the playoffs 7 times in his 13 seasons.



1989-93 Washington State University

Zimmer spent 5 seasons directing the defense at Washington State, following Mike Price as he moved to take over the Cougars program. In 1992 the Cougars notched a 9-3 record and won the Copper Bowl over Utah. The bowl game was the 3rd for Washington State since the 1930 season and started a run of 5 bowl berths in 10 years for the school.



1981-88 Weber State University

Zimmer joined the Weber State staff under Head Coach Mike Price as a position coach and was promoted to defensive coordinator after 2 seasons. While at Weber, he coached with current Vikings DL coach Andre Patterson. The 1987 squad tied for the Big Sky Conference title and advanced to the 2nd round of the Division I-AA playoffs.



1979-80 University of Missouri

Zimmer got his first taste of coaching at Missouri, helping the Tigers to 7-5 and 8-4 marks, respectively, and earning berths in the Hall of Fame Bowl and Liberty Bowl.



JOHN DEFILIPPO

OFFENSIVE COORDINATOR

COACHING EXPERIENCE: 19TH SEASON

NFL EXPERIENCE: 12TH SEASON

VIKINGS EXPERIENCE: 1ST SEASON

John DeFilippo (pronounced dee-fah-LIP-oh) joins the Minnesota Vikings as the team's offensive coordinator in 2018 after serving as the Eagles quarterbacks coach during their Super Bowl-winning 2017 season.

DeFilippo spent 2 seasons (2016-17) as the Eagles quarterbacks coach after spending the previous season as the offensive coordinator of the Cleveland Browns.

During the 2017 season, DeFilippo led his group of quarterbacks through unique circumstances, helping second-year quarterback Carson Wentz reach his superstar potential and guiding back up Nick Foles to one of the most prolific postseasons in the NFL history. Despite only playing in 13 games before suffering a season-ending ACL injury, Wentz finished the season with 33 touchdowns, the most in franchise history, and a 101.9 passer rating, the third-highest in franchise history. DeFilippo then helped direct Foles to 971 passing yards (13th most all-time in a single NFL postseason), six touchdowns, only one interception and a 115.7 passer rating in three playoff games. Foles earned Super Bowl LII MVP honors vs. New England after throwing for 373 yards, three touchdowns, one interception and a 106.1 passer rating, as well as catching one pass for one yard and one touchdown.

In his first season with the Eagles, DeFilippo tutored a rookie Wentz, the No. 2-overall pick in the 2016 NFL Draft who was named the team's starting quarterback just eight days prior to the regular-season opener. DeFilippo helped Wentz set a team and all-time NFL rookie record with 379 completions.

Under DeFilippo's direction, Wentz posted franchise rookie records in pass attempts, passing yards, passing touchdowns and completion percentage. Wentz's 3,782 passing yards marked the fourth-highest total in single-season team history and NFL rookie history.

In 2015, under DeFilippo's direction as offensive coordinator, the Cleveland Browns recorded 4,000-plus gross passing yards and 1,500-plus rushing yards in the same season for the first time since 1986. DeFilippo's offensive unit ranked fourth in the NFL in drives of at least five minutes (27) and ninth in the NFL in third down conversions (41.9%). Under DeFilippo's direction, QB Josh McCown finished with a 93.3 quarterback rating, the fifth-highest mark in franchise history, while TE Gary Barnidge emerged as a threat in the passing game, setting career highs in receptions (79 - third among NFL tight ends), receiving yards (1,043 - fourth among NFL tight ends) and receiving touchdowns (nine - fourth among NFL tight ends). Before the 2015 season, Barnidge had recorded only 44 catches for 603 yards and three touchdowns in 91 career games.

Prior to joining the Browns, DeFilippo served as the quarterbacks coach of the Oakland Raiders from 2012-14. In his final season in Oakland, DeFilippo helped develop second-round pick Derek Carr, who led all 2014 rookies in completions (348), passing yards (3,270) and passing touchdowns (21). At the time, Carr's 348 completions were the second most by a rookie in NFL history. Carr's 12 interceptions were the fewest by a rookie signal caller with at least 450 passing attempts in NFL history.

In 2013, DeFilippo worked with the tandem of Terrelle Pryor and Matt McGloin, who combined to throw for 3,345 yards. Pryor set a Raiders quarterback record with 576 rushing yards, which trailed only Panthers QB Cam Newton (585) among quarterbacks that season.

With Oakland in 2012, DeFilippo worked with QB Carson Palmer, who threw for the second-most yards in Raiders history (4,018) to go along with 22 touchdown passes.

DeFilippo spent two seasons at San Jose State, first serving as quarterbacks coach (2010) before being elevated to offensive coordinator/quarterbacks coach (2011). The Spartans'

offense finished the 2011 season ranked 23rd in the nation in passing offense (276.8 yards per game) and saw a 32-place improvement in total offense.

As the assistant quarterbacks coach with the New York Jets in 2009, DeFilippo worked with QB Mark Sanchez, who led the Jets to the AFC Championship Game in his rookie season.

In his first stint with the Raiders, DeFilippo spent two seasons as the team's quarterbacks coach from 2007-08, where he worked with Daunte Culpepper, Josh McCown, Andrew Walter and former No. 1-overall pick JaMarcus Russell.

DeFilippo received his first NFL coaching gig in 2005 as an offensive quality control coach with the New York Giants under head coach Tom Coughlin. The Giants earned a playoff berth in both of DeFilippo's seasons with the team (2005-06).

His coaching career began in the collegiate ranks, where he coached quarterbacks at Fordham (2000) before serving as a graduate assistant at Notre Dame from 2001-02 and the quarterbacks coach at Columbia from 2003-04.

A native of Radnor, PA, DeFilippo starred at Radnor High School while his father, Gene, served as the athletic director at Villanova from 1993-97.

Born in Youngstown, OH, DeFilippo was a four-year letter-winner at quarterback at James Madison, where he helped lead the Dukes to a conference championship as a senior in 1999. While in college, he also served as a summer coaching intern with the Carolina Panthers (1997) and Indianapolis Colts (1998).

DeFilippo married his wife, Kari, in July 2014. In addition to serving as the athletic director at Villanova from 1993-97, his father, Gene, was an assistant football coach at Youngstown State, Vanderbilt, and Tennessee, from 1975-79 and later worked as the athletic director at Boston College (1998-2012).

DEFILIPPO'S BACKGROUND

Playing

1996-99 James Madison // Quarterback

Coaching

1997 Carolina Panthers // Coaching Intern

1998 Indianapolis Colts // Coaching Intern

2000 Fordham // Quarterbacks

2001-02 Notre Dame // Graduate Assistant

2003-04 Columbia // Quarterbacks

2005-06 New York Giants // Offensive Quality Control

2007-08 Oakland Raiders // Quarterbacks

2009 New York Jets // Assistant Quarterbacks

2010 San Jose State // Quarterbacks

2011 San Jose State // Offensive Coordinator/QBs

2012-14 Oakland Raiders // Quarterbacks

2015 Cleveland Browns // Offensive Coordinator

2016-17 Philadelphia Eagles // Quarterbacks

2018 Minnesota Vikings // Offensive Coordinator



GEORGE EDWARDS

DEFENSIVE COORDINATOR

COACHING EXPERIENCE: 29TH SEASON

NFL EXPERIENCE: 21ST SEASON

VIKINGS EXPERIENCE: 5TH SEASON

George Edwards is in his 5th season as Vikings Defensive Coordinator in 2018 and has overseen the rise of the Vikings defense to the #1 spot in the NFL in 2017 after inheriting a group that was #31 in NFL total defense in 2013. The 2017 Vikings had 3 defenders earn Associated Press All-Pro honors and 4 be tabbed as Pro Bowlers. The stout defense was #1 in the NFL in both yards allowed and points allowed and keyed the club's run to a 13-3 regular season, the NFC North title and a berth in the NFC Championship game.

Edwards' stint with the Vikings marks his 3rd as an NFL defensive coordinator after working in Washington (2003) and Buffalo (2010-2011) in the same capacity. The 2018 season is Edwards' 21st season in the NFL and 29th season as a coach, all spent on the defensive side of the ball. In January 2017, Edwards served as head coach of the West team in the Shrine Bowl.

The 2017 Vikings defense had playmakers on every level of the unit and were strong in the most vital areas of defense—ranking #1 in the NFL by allowing only 25.2% on 3rd-down conversions, #1 in scoring defense at a mere 15.2 offensive points per game and led the NFL with only 13 passing TDs against. The Vikings ranked #2 in the NFL in 20+ yard plays allowed with 41 and were #2 in rushing defense at only 83.6 yards per game. Led by 1st-Team AP All-Pro S Harrison Smith, 1st-Team AP All-Pro Xavier Rhodes and 2nd-Team AP All-Pro DE Everson Griffen, the Vikings ranked #1 in the NFL in defense for the 1st time since 1993. LB Anthony Barr and DT Linval Joseph joined Rhodes, Griffen and Smith on the Pro Bowl squad for 2017. The Vikings 13 regular season wins are the 2nd-most in club history and the #1 ranking in NFL total defense is the 7th time a unit has achieved the feat.

In 2016 the Vikings climbed to #3 in the NFL in total defense, the highest ranking since 1993 and ranked #5 in scoring defense, allowing 18.7 points per game. The club finished with an 8-8 mark. Minnesota ranked tied for 4th in the NFL with 41.0 sacks on the season and tied for 7th in the NFL with 27 takeaways. The defense was led in INTs by Rhodes with 5 and a TD en route to his 1st career Pro Bowl. Joining him in the all-star game were Joseph (1st honor), Griffen (2nd honor) and Smith (2nd honor).

The team was led with 12.0 sacks in 2016 by 2nd-year DE Danielle Hunter and fellow 2nd-year standout LB Eric Kendricks led the club in tackles for the 2nd time. Rhodes notched a team-high 5 INTs, including setting the team record with a 100-yard INT return TD vs. Arizona. The Vikings defense scored 4 TDs on the season and a safety with INT return scores by Kendricks and Rhodes and FR TDs by Hunter and Griffen while Hunter also had a safety. Kendricks (at Tennessee), Griffen (at Carolina) and Rhodes (vs. Arizona) all earned NFC Defensive Player of the Week honors during the season.

The 2015 Vikings won the NFC North and hosted a Wild Card Playoff game, highlighted by a stingy defense that jumped to #5 in the NFL in points allowed at 18.9 after ranking #11 in 2014. For the 1st time since the inaugural season in 1961, the team was led in tackles by rookie 2nd-round pick Kendricks with 105 stops. The Vikings defense was honored with 3 NFC Defensive Players of the Week – Joseph vs. St. Louis, CB Terence Newman at Oakland and Griffen at Green Bay. Kendricks and Hunter were each named to the PFWA All-Rookie Team.

Inheriting the defense that allowed the most points per game and 2nd-most yards per game in 2013, Edwards helped turn the Vikings defense around in 2014, his 1st season as defensive coordinator. The Vikings had the NFL's most-improved defense in 2014, allowing 71 fewer offensive points per game in 2014 than in 2013. Griffen was named the NFC Defensive Player of the Month in October 2014 and Smith led the Vikings defense with 5 interceptions. Edwards played an instrumental role in the development of Barr, a rookie 1st-round pick (#9

overall), was named the NFC Defensive Player of the Week at Tampa Bay after forcing and recovering a fumble in OT and returning it for a TD.

Edwards returned to Miami for his 2nd stint as LBs coach for the 2012 and 2013 seasons. The Dolphins rush defense ranked 13th in the NFL in 2012.

Edwards served as Defensive Coordinator with the Buffalo Bills in 2010 and 2011. While with the Bills, Edwards led a base 3-4 defense; however, the unit was flexible and played out of multiple fronts throughout his tenure. During his time with the Bills, defensive tackle Kyle Williams emerged as a defensive presence and was named to his 1st Pro Bowl after producing career numbers in sacks (5.5) and fumble recoveries (2) in 2010. Also under Edwards' watch in 2010, the Bills' pass defense allowed an average of 192.0 passing yards per game to rank 3rd in the AFC, while producing 9 fumble recoveries to tie for 4th in the AFC and forcing 12 fumbles to tie for 5th in the AFC.

From 2005-2009, Edwards was the LBs coach for the Miami Dolphins. His first 3 years with Miami were spent tutoring the LBs before focusing on the inside linebackers in 2008. Under Edwards, Zach Thomas was selected to the Pro Bowl following both the 2005 and '06 seasons and was named as the NFL Alumni Linebacker of the Year for the 2006 season.

Edwards spent the 2004 season as the Cleveland Browns LBs coach. Before that, Edwards was with the Washington Redskins for the 2002 and 2003 seasons. In 2003, Edwards was named the defensive coordinator for the 1st time in his career. Following the '03 season, LB LaVar Arrington and CB Champ Bailey were selected to the NFC Pro Bowl squad. In 2002, Edwards served as the Redskins' assistant defensive coordinator/LBs coach, as Arrington accounted for the most productive season of his NFL career with 107 tackles and 11 sacks and earned his 2nd consecutive Pro Bowl berth. In addition, each of the team's starting LBs, which also included Jesse Armstead and Jeremiah Trotter, surpassed the 100-tackle plateau.

Edwards entered the NFL with the Dallas Cowboys and remained there from 1998-2001. Serving as the LBs coach, Edwards worked under Defensive Coordinator Mike Zimmer, who led the Cowboys' defensive attack. Under Edwards' guidance, Dexter Coakley, a 3rd-round draft choice in 1997, was selected to the Pro Bowl twice over the 4-year span (1999, 2001).

Before making the leap to the NFL ranks, Edwards held collegiate assistant posts at Florida (1990-91), Appalachian State (1992-95), Duke (1996) and Georgia (1997). During his lone season at Georgia, Edwards tutored a defensive line which included a pair of freshmen in Richard Seymour and Marcus Stroud, both selected in the 1st round of the 2001 NFL Draft.

A 4-year letterman at Duke University, Edwards was twice named the special teams captain and an honorable mention All-ACC selection at linebacker in 1989. A native of Siler City, N.C., Edwards and his wife, Jami, have a son, B.J.

EDWARDS' BACKGROUND

Player

1986-89.....Duke // LB

Coach

1990-91.....Florida // Assistant

1992-95.....Appalachian State // Assistant

1996.....Duke // Assistant

1997.....Georgia // Defensive Line

1998-01.....Dallas Cowboys // Linebackers

2002.....Washington Redskins // Assistant DC & LBs

2003.....Washington Redskins // Defensive Coordinator

2004.....Cleveland Browns // Linebackers

2005-09.....Miami Dolphins // Linebackers

2010-11.....Buffalo Bills // Defensive Coordinator

2012-13.....Miami Dolphins // Linebackers

2014.....Minnesota Vikings // Defensive Coordinator



MIKE PRIEFER

SPECIAL TEAMS COORDINATOR

COACHING EXPERIENCE: 25TH SEASON

NFL EXPERIENCE: 17TH SEASON

VIKINGS EXPERIENCE: 8TH SEASON

Mike Priefer enters his 8th year with the Vikings organization as the special teams coordinator. The 17-year NFL coaching veteran has held the same title with the Denver Broncos and Kansas City Chiefs in years past.

Priefer's special teams units are known for creating big-play opportunities. Since entering the NFL, Priefer has seen his units account for 26 scores (12 KOR, 9 PR, 3 blocked punts, 1 botched fake FG and 1 safety). He has also seen his squads block 23 kicks (9 punts, 9 FGs, 5 PATs) since 2002. Since Priefer joined the Vikings in 2011, Minnesota leads the NFL for the most special teams TDs with 14 (7 KOR, 5 PR and 2 blocked punts) over that 7-year span.

Since joining the NFL, Priefer has helped David Tyree (ST), Chris Hanson (P), Blair Walsh (K) and Cordarrelle Patterson (RS) earn Pro Bowl nods. Both Walsh and Patterson were named 1st-team All Pro as rookies in 2012 and 2013, respectively. Priefer went to the playoffs with the Giants in 2005 (NFC East Champions), 2006 with Kansas City (Wild Card), 2012 with the Vikings (Wild Card), 2015 (NFC North Champions) and 2017 (NFC North Champions). In 2012, Priefer was named Special Teams Coach of the Year as voted on by his NFL counterparts, and his units ranked #1 in the NFL by the acclaimed Dallas Morning News special teams rankings. Pro Football Focus listed the Vikings as the top special teams group in the NFL in 2017.

Veterans led the way for the Vikings special teams units in 2017. PR Marcus Sherels tied for 7th in the NFL with a 9.5 punt return yard average while K Kai Forbath finished 10th in the NFL in scoring (130) and tied for 3rd in the NFL with 32 successful field goals. Forbath earned NFC Special Teams Player of the Week honors with a career-high 6 FGs vs. Baltimore (10/22/17), the only game in his career with multiple 50-yard FGs. Forbath also kicked the game-winning 26-yard FG at Chicago (10/9/17). His 53-yard FG in the NFC Divisional Playoff vs. New Orleans (1/14/18) was the longest playoff FG in team history. Punter Ryan Quigley tied an NFL record with allowing 0 touchbacks on any of his punts during the regular season. Quigley punted 71 times with 0 touchbacks. His 29 punts downed inside the 20-yard line was 4th most in Vikings history for a single season. Rookie LB Ben Gedeon led the team with 18 special teams tackles.

The 2016 Vikings special teams were highlighted by Sherels continuing to re-write the Vikings record book. He returned his 4th and 5th career punts for TDs in a 3-week span at Carolina and vs. Houston, becoming the 1st Viking to notch 2 PR TDs in a season. Patterson again led the NFL in KO return average and earned his 2nd career Pro Bowl berth while adding his 5th career KOR TD. Priefer was tabbed by Mike Zimmer to handle head coaching duties for the game vs. Dallas (12/1/16) when Zimmer was absent following eye surgery.

In 2015, the Vikings ST special teams units were again among the NFL's best. For the 2nd time in the last 3 years, the Vikings led the NFL in kick return average. Patterson was selected as an All-Pro by the PFVWA and Sherels continued to be one of the NFL's best.

In 2014, the Vikings special teams were ranked 10th in the NFL by the annual report by the Dallas Morning News. The Vikings punt block unit moved into the NFL record books for becoming just the 5th team in NFL history to block 2 punts and return both for TDs in the same game. It was the 1st time in team history with 2 blocked punt TDs and the 1st blocked punt TD since 1986. Thielen blocked the 1st punt and returned it 30 yards for the TD, becoming only the 4th Viking to block, recover and score in team history and the 1st since 1973. 2 drives later, LB Jasper Brinkley blocked another punt and DE Everson Griffen scooped up the ball and returned it 43 yards for the TD, the longest blocked punt return TD in team history. Thielen won NFC Special Teams Player of the Week honors for his performance.

In 2013, the Vikings showcased the #1 KR man in the NFL, Patterson, and the #2 PR man in Sherels. Patterson was named 1st team All-Pro and selected to the Pro Bowl after his record-breaking season, including an NFL record 109-yard KOR TD. Patterson was also named NFC Special Teams Player of the Month for September and NFC Special Teams Player of the Week for his Week 8 performance vs. GB. Walsh set the franchise record with his 12th career 50+ yard FG (9/23 vs. Pit). His 12 consecutive 50+ yard FGs was also an NFL record.

The 2012 season saw the Vikings special teams units reach new heights. The Vikings punt and kick return coverage units allowed 0 TDs on the season and Walsh made NFL history going 10-10 on FGs of 50+ yards while being selected to his 1st Pro Bowl along with being named 1st-Team All Pro by the AP. Walsh tacked on another NFL record with 3 50+ (50.51,53) FGs in a game (at St. Louis, 12/16/12). Walsh set a Vikings record with 53 touchbacks in 2012 and tied the longest FG in franchise history with a 56 yarder (at Houston, 12/23/12). As a unit, the Vikings committed the fewest turnovers (0), made the most FGs (35) and allowed the fewest points (0) in the NFL on special teams. The Dallas Morning News ranked the Vikings special teams as tops in the NFL.

Priefer could not have asked for a better start to the 2011 season, his 1st in Minnesota. Percy Harvin took the opening kickoff, Week 1 at San Diego, 103 yards for a TD.

In his 1st year as the Broncos special teams coordinator in 2009, Priefer led a unit that placed 3rd in the NFL in average opponent drive start after kickoffs and featured 2 AFC Special Teams Player of the Month winners (K Matt Prater and KR/PR Eddie Royal). Royal became only the 11th player in NFL history to have both a kickoff and punt return for a TD in the same game (at San Diego, 10/19/09).

Before joining the Broncos, Priefer coordinated Kansas City's special teams from 2006-08 following stints as an assistant special teams coach with the NY Giants (2003-05) and Jacksonville (2002).

Serving as the assistant special teams coach with the Giants from 2003-05, Priefer helped WR David Tyree thrive on special teams and helped him earn a trip to the Pro Bowl after the 2005 season.

Priefer entered the NFL coaching ranks with the Jaguars in 2002 as their assistant special teams coach. That season, Hanson earned the 1st Pro Bowl selection of his career.

From 1994-2001, Priefer coached special teams at the collegiate level, working for Navy (1994-96), Youngstown State (1997-98), VMI (1999) and Northern Illinois (2000-01).

Priefer's instruction at Northern Illinois helped WR Justin McCareins earn MAC Special Teams Player of the Year honors in 2000. Priefer also coached DTs during his 2 seasons at NIU.

He spent a season at VMI in 1999, coaching special teams and inside LBs, after a 2-year stint at Youngstown State under Head Coach Jim Tressel. He worked with the special teams, tackles and tight ends at Youngstown State and was part of its Division I-AA National Championship squad in 1997.

Priefer began his coaching career as a graduate assistant at Navy in 1994, instructing special teams that season before coaching LBs and DL from 1995-96. He also coached special teams and served as defensive coordinator for Navy's junior varsity team from 1995-96.

A QB and WR on Navy's junior varsity and lightweight teams from 1985-88, Priefer flew helicopters as a Naval officer for 5 years (1989-94) after his graduation. His work included tours of duty on USS America in the Persian Gulf and the Mediterranean Sea.

Priefer earned a bachelor's degree from the US Naval Academy from 1989 and received a master's degree from Maryland in 1997.

Priefer was born in Cleveland and moved frequently as a coach's son, graduating from high school in Green Bay, WI. He is married to Debbie, and the couple has four children: Samantha, Michael Jr., Wilson and Katie.

PRIEFER'S BACKGROUND

Coach

1994-96U.S. Naval Academy // Graduate Assistant
1997-98Youngstown State // Offensive Tackles/TE/ST
1999Virginia Military Institute // Inside LB/ST
2000-01Northern Illinois // Defensive Tackles/ST
2002Jacksonville Jaguars // Asst. Special Teams
2003-05New York Giants // Asst. Special Teams
2006-08Kansas City Chiefs // Special Teams Coordinator
2009-10Denver Broncos // Special Teams Coordinator
2011Minnesota Vikings // Special Teams Coordinator



CLANCY BARONE

CO-OFFENSIVE LINE

COACHING EXPERIENCE: 32ND SEASON

NFL EXPERIENCE: 15TH SEASON

VIKINGS EXPERIENCE: 2ND SEASON

Entering his 2nd season with the Vikings, Clancy Barone brings a winning background and a knack for getting the best out of his players. Barone transitions from Vikings TEs coach in 2017 to the team's Co-Offensive Line Coach in 2018. The veteran coach begins his 15th NFL campaign in 2018 with 9 division titles under his belt, 7 seasons with 11+ wins and has suffered only 2 losing seasons. Barone joined the Vikings in 2017 after 8 seasons with Denver where he coached the Broncos TEs and OL. The club won Super Bowl 50 and played in Super Bowl XLVIII against Seattle during his tenure. During his coaching career, Barone has had the unique feat of coaching a Pro Bowl TE at each of his 4 NFL coaching stops and several offensive linemen have been Pro Bowlers under his tutelage.

Barone and the Vikings TEs were a valuable part of the club's 13-3 season in 2017 and advancing to the NFC Championship game at eventual Super Bowl champion Philadelphia. Veteran TE Kyle Rudolph was selected for his 2nd career Pro Bowl after tying for the team-high with 8 TD receptions. Rudolph's TDs were tied for the 2nd-most by an NFL TE in 2017 and his 15 TDs over the 2016-17 seasons are 2nd among TEs in the league. Rudolph had 14 red zone receptions, the 2nd-most by a TE in 2017 and 4th-most overall in the NFL.

The Vikings mark the 4th NFL stop for Barone during his 32-year coaching career, having previously coached either TEs or OL with the Atlanta Falcons (2004-06), San Diego Chargers (2007-08) and Broncos (2009-16). His coaching career began in the college ranks, serving 17 years as an OL coach at various institutions.

Barone inherits a group that features record-setting TE Kyle Rudolph, who enjoyed the best season of his career in 2016. Rudolph set franchise records for receptions by a TE (83) in a season, career TDs by a TE (29) and tied the club record for receptions in a game by a TE (11, vs. Chicago 1/1/17).

Before joining the Vikings, Barone spent the previous 8 seasons with the Broncos coaching their TEs (2009, 2011-14) and Offensive Line (2010, 2015-16). During the 2009 and 2010 seasons, Barone worked with current Vikings Special Teams Coordinator Mike Priefer, who served in the same role with Denver. Barone led a group of young offensive linemen through the 2015 season en route to the Bronco's Super Bowl 50 title. Rookie Ty Sambrailo replaced All-Pro left tackle Ryan Clady in Week 3 while second-year center Matt Paradis played every offensive snap in his 1st year of game action.

Barone oversaw the development of young tight end Julius Thomas while serving as the teams TEs coach. Thomas, while being tutored by Barone, was named to consecutive Pro Bowls with a combined 24 touchdown receptions while becoming the 1st TE in NFL history to record back-to-back seasons with 12 touchdown receptions.

During the 2010 season, Barone instructed rookie offensive lineman J.D. Walton and Zane Beadles to historic seasons. Walton was one of 5 NFL rookie offensive lineman to start all 16 games, while Beadles became the first rookie in 8 seasons to start at least six games (8 at LG, 6 at RT) at two of the three positions on the offensive line.

The 2005 season marked Barone's 1st season as a Tight Ends coach at any level when he took on that role for the Atlanta Falcons working in 2004 as assistant OL coach and 2005-06 tutoring the TEs. Over the next 4 years Barone would tutor 2 of the best TEs of the early 2000s. In San Diego, Antonio Gates earned 2 Pro Bowl berths under Barone and was eventually named to the 2000s NFL All-Decade Team as voted on by the Pro Football Hall of Fame selection committee. Gates hauled in 135 receptions, 1,688 yards and a league-high 17 touchdown receptions with Barone as his coach.

In 2004, Barone got the call for his 1st NFL coaching gig as the assistant OL coach for Atlanta. The Falcons led the NFL and set franchise records in both yards per rush (5.1) and rushing yards per game (167.0) on their way to an NFC Championship Game berth against Philadelphia. The Falcons went 11-5 in the regular season to capture the NFC South title under 1st-year head coach Jim Mora.

Barone spent the final 7 years of his collegiate coaching career serving as offensive coordinator from 1997-2003 at the University of Wyoming (1997-99), University of Houston (2000-02) and Texas State University (2003). He also served as the OL coach at both Wyoming and Houston and was the assistant head coach for his season at Texas State.

Under Barone's tutelage, the Texas State offense averaged 443.4 yards per game, 7th best in the nation, while setting numerous school offensive records. While at Houston, Barone was named the Division-IA OL Coach of the Year by the National Offensive Line Coaches Association in 2002 after Cougar RB Jorrey Reynolds ranked 10th in the nation with a 128.8 rushing yards per game average. During his 3 year run at Wyoming (1997-99) the Cowboys allowed a total of just 35 sacks.

Barone's coaching career began at American River College (1987-90), a California community college located in the small unincorporated community of Foothill Farms, as their OL coach. Barone would move on to Sacramento State University (1991-92), Texas A&M University (1993) and Eastern Illinois University (1994-96) where he also instructed the offensive lines.

A native of San Andreas, California, Barone attended Red Bluff High School in Red Bluff, CA where he is a member of the school's Hall of Fame. After success as a four-sport star in high school, Barone attended and played offensive line at University of Nevada and Sacramento State University, where he also holds a place in the Hornets Hall of Fame. He and his wife, Rosie, have 3 children: Gianna, Stefano and Isabella.

BARONE'S BACKGROUND

Player

1983-84..... Nevada // OL

1985-86..... Sacramento State // OL

Coach

1987-90..... American River College // OL

1991-92..... Sacramento State // OL

1993..... Texas A&M // Assistant OL

1994-96..... Eastern Illinois // OL

1997-99..... Wyoming // Offensive Coordinator/OL

2000-02..... Houston // Offensive Coordinator/OL

2003..... Texas State // Offensive Coordinator/Asst. HC

2004..... Atlanta Falcons // Assistant OL

2005-06..... Atlanta Falcons // TEs

2007-08..... San Diego Chargers // TEs

2009..... Denver Broncos // TEs

2010..... Denver Broncos // OL

2011-14..... Denver Broncos // TEs

2015-16..... Denver Broncos // OL

2017..... Minnesota Vikings // TEs



TODD DOWNING

TIGHT ENDS

COACHING EXPERIENCE: 20TH SEASON

NFL EXPERIENCE: 18TH SEASON

VIKINGS EXPERIENCE: 6TH SEASON

Todd Downing, who is entering his 18th NFL season, rejoins the Vikings in 2018 after last coaching with the club in 2005. Downing was initially hired as a Senior Offensive Assistant in the spring before being named the TE's coach near the start of training camp. The Eden Prairie, Minnesota native held multiple posts during his first stint with Minnesota from 2001-05.

Downing served as the Raiders offensive coordinator in 2017 after spending two years as quarterbacks coach. During his Raiders tenure, Downing helped Derek Carr develop into one of the best quarterbacks in the NFL, guiding him to three consecutive Pro Bowls (2015-17).

In 2016 Downing helped the Raiders offense finish 6th in the NFL in total offense (373.3 yard per game) and guided Carr to a career year, finishing among the year among NFL leaders, throwing for 3,937 yards on 357-of-560 passing (63.8 percent) with 28 touchdowns to just six interceptions for a quarterback rating of 96.7. He was named AFC Offensive Player of the Week for his performance in Week 8 vs. Tampa Bay when he set the franchise record with 513 passing yards in the team's overtime victory, the second time a Downing-coached QB has surpassed 500 yards in a game (Stafford, 1/1/12).

Carr's 2016 campaign was marked by seven fourth-quarter/overtime comeback and game-winning drives in 2016. His seven such games ranked second in the NFL in 2016, and set a new franchise single-season record. He also became the first quarterback in NFL history with five game-winning touchdown passes in the fourth quarter/overtime in a single season. Carr was named the Castrol Edge Clutch Performer of the Year for his performance in 2016.

In his first season with Oakland, Downing helped Carr post one of the most prolific passing campaigns in team history on his way to becoming the first quarterback to represent the Raiders in the Pro Bowl since 2002. For his efforts with the position group in 2015, Downing was named Pro Football Focus' Quarterbacks Coach of the Year. Downing oversaw staggering production from Carr and the passing attack, as the quarterbacks combined for the second most passing touchdowns (34) and the third most passing yards (4,129) in team history.

Prior to joining the Raiders, Downing coached quarterbacks for the Buffalo Bills in 2014 after previously coaching for the Detroit Lions from 2009-13. Downing served as the Lions offensive quality control coach in 2009, assistant quarterbacks coach in 2010 and quarterbacks coach from 2011-13.



RYAN FICKEN

ASSISTANT SPECIAL TEAMS

COACHING EXPERIENCE: 15TH SEASON

NFL EXPERIENCE: 12TH SEASON

VIKINGS EXPERIENCE: 12TH SEASON

Ryan Ficken enters his 12th season with the Vikings in 2018 and will return as the club's special teams assistant, working with Special Teams Coordinator Mike Priefer for the 6th consecutive season. Previously, Ficken worked with the Vikings WRs from 2009-12.

Veterans led the way for the Vikings special teams units in 2017. PR Marcus Sherels tied for 7th in the NFL with a 9.5 punt return yard average while K Kai Forbath finished 10th in the NFL in scoring (130) and tied for 9th in the NFL with 32 successful field goals. Forbath earned NFC Special Teams Player of the Week honors with a career-high 6 FGs vs. Baltimore (10/22/17), the only game in his career with multiple 50+ yard FGs. Forbath also kicked the game-winning 26-yard FG at Chicago (10/9/17). His 53-yard FG in the NFC Divisional Playoff vs. New Orleans

In Downing's three seasons as quarterbacks coach in Detroit, Stafford started all 48 games and passed for at least 4,600 yards and 20 touchdowns each year, including a 5,000-yard, 41-touchdown season in 2011, which led to the Lions' first playoff berth since 1993. Under Downing's tutelage, Stafford went on to become the franchise leader in attempts, completions and passing yards, and ranked second in touchdowns with 109 by the end of 2013.

Before working exclusively with quarterbacks, Downing served as a defensive assistant and assistant special teams coach with the St. Louis Rams from 2006-07. In 2008, he was named assistant secondary/defensive quality control coach in St. Louis.

Downing got his start at the NFL level with former Vikings Head Coach Mike Tice's staff, where he worked as an intern and coaching assistant from 2001-02 and as a football systems analyst from 2003-04. He was named offensive quality control coach for the Vikings in 2005. He helped the Vikings achieve top-five finishes in three years (2003-05) and a playoff appearance in 2004.

Before he entered the NFL ranks, Downing began his coaching career with his alma mater, Eden Prairie High School, from 1999-2000. In 2000, he helped lead the Eagles to the Minnesota Class 5-A State Title.

Downing studied business communications at the University of Minnesota. He played quarterback for a semi-pro team, the Minnesota Maulers, from 2000-03. He and his wife, Julie, have a son, Jackson.

DOWNING'S BACKGROUND

Coaching/Administration

1999-2000.....	Eden Prairie High School // Assistant Coach
2001-02.....	Minnesota Vikings // Intern/Assistant
2003-04.....	Minnesota Vikings // Football Systems Analyst
2005.....	Minnesota Vikings // Quality Control - Offense
2006-07.....	St. Louis Rams // Defensive Asst./Asst. Special Teams
2008.....	St. Louis Rams // Assistant Secondary/Quality Control
2009.....	Detroit Lions // Offensive Quality Control
2010.....	Detroit Lions // Assistant Quarterbacks
2011-13.....	Detroit Lions // Quarterbacks
2014.....	Buffalo Bills // Quarterbacks
2015-16.....	Oakland Raiders // Quarterbacks
2017.....	Oakland Raiders // Offensive Coordinator
2018.....	Minnesota Vikings // Tight Ends

(1/14/18) was the longest playoff FG in team history. Punter Ryan Quigley tied an NFL record with allowing 0 touchdowns on any of his punts during the regular season. Quigley punted 71 times with 0 touchdowns. His 29 punts downed inside the 20-yard line was 4th most in Vikings history for a single season. Rookie LB Ben Gedeon led the team with 18 special teams tackles. Pro Football Focus listed the Vikings as the top special teams group in the NFL in 2017.

The 2016 Vikings special teams units had 3 return TDs and KR Cordarrelle Patterson earned his 2nd Pro Bowl honor of his career. Patterson led the NFL with a 31.7 return avg., becoming the 1st NFL player to lead the league in average 3 times in a career. He scored on a 104-yard KOR vs. Arizona, his 5th career return score, matching the Vikings career record. Marcus

Sherels notched 2 PR TDs- 54 yards at Carolina and 79 yards vs. Houston- becoming the 1st player in Vikings history to score 2 in a season and giving him a Vikings-record 5 career PR TDs. Punter Jeff Locke tied the Vikings record by landing 34 punts inside the 20 and became the 1st punter in team history to boot a pair of 70+ punts in a season.

In 2015, the Vikings special teams units were once again among the NFL's best. For the 2nd time in the past 3 years, the Vikings led the NFL in kick return average. Patterson led the way with a 31.8 kick return average. He also tied for the NFL lead in KR TDs with 2. Patterson was selected as an All-Pro by the PFWA. Sherels continued to be one of the most reliable and elusive return men in the league. Sherels took back his franchise-best 3rd PR for a TD when playing at Chicago (11/1/15). He earned NFC Special Teams Player of the Week honors for his performance against the Bears. Since 2012, Sherels only trails Darren Sproles (4) in PR TDs. As a group, the Vikings ranked 5th-best in the NFL with a 5.24 yards per punt return allowed.

In 2014, the Vikings kick return unit ranked 2nd in the NFL in starting position at the 25.1 yard line. The opponents' kickoff return average was 4th-lowest in the league with only a 20.7 kick return average. Patterson tied for 6th in the NFL, and ranked 2nd in the NFC, with his 25.6 kick return average. Sherels' 11.0 punt return average was 6th in the NFL and 3rd in the NFC. Walsh added 5 FGs of 50+ yards during the season. During Week 13 vs. Carolina (11/30/14), the Vikings punt block unit moved into the NFL record books for becoming just the 5th team in NFL history to block 2 punts and return both for TDs in the same game. It was the 1st time in team history with 2 blocked punt TDs and the 1st blocked punt TD since 1986. Thielen blocked the 1st punt and returned it 30 yards for the TD, becoming only the 4th Viking to block, recover and score in team history and the 1st since 1973. 2 drives later, LB Jasper Brinkley blocked another punt and DE Everson Griffen scooped up the ball and returned it 43 yards for the TD, the longest blocked punt return TD in team history. Thielen won NFC Special Teams Player of the Week honors for his performance. Safety Andrew Sendejo led the team with 13 special teams tackles and also set a team record for the longest rush on a fake punt when he gained 48 yards to set up a Vikings TD at Chicago (11/16/14).

Ficken's 1st season as the special teams assistant, 2013, was a record-breaking year. The Vikings showcased the #1 KR man in the NFL, Patterson, and the #2 PR man, Sherels. Patterson was named 1st-team All-Pro and selected to the Pro Bowl after his record-breaking season. Patterson was also named NFC Special Teams Player of the Month for September and NFC Special Teams Player of the Week for Week 8 vs. Green Bay. The rookie broke the Vikings single-season kick return record with 1,393 kick return yards, on 43 returns, and a 32.4 return average with 2 KR TDs, leading the NFL in all categories. The 32.4 KR average is 4th-highest in the NFL since the 1970 merger and highest since 1985. Patterson's 109-yard KR TD (10/27/13 vs. GB) was the longest kick return in NFL history. The Vikings average starting position was the 27.2-yard line in 2013, the best starting position in the NFL since the NFL moved kickoffs to the 35-yard line in 2010. Sherels set the team record with a 15.2 PR average, good for 2nd in the NFL. Sherels returned 22 punts for 335 yards with a long return of 86 yards for a TD against the New York Giants (10/21/13), the 2nd PR TD of his career. Sherels recorded 119 punt return yards against the Giants, a Vikings record for a single game. Sherels posted 2 returns (86t, 50) over 50 yards in 2013, the most in a single-season by a Vikings punt returner. Locke turned it on late and set the team rookie record

with a gross average of 44.2 yards per punt. His 39.2 net average ranked 3rd in team history.

The 2012 Vikings battled injuries to the receiving corps throughout the season but Ficken helped the team go 10-6 and earn a Wild Card playoff berth. Leading receiver Percy Harvin missed the final 7 games of the season with injury but hauled in 62 catches in 9 games for a 6.9 receptions per game average.

In 2011, Harvin set career highs in receptions with 87, receiving yards with 967, and tied a career high with 6 receiving touchdowns. His 87 receptions was also ranked 6th in the NFL.

Harvin improved on his rookie season in 2010. He became the youngest player in franchise history to lead the team in receiving with 871 yards on 71 catches and 5 TDs.

In 2009, WRs Sidney Rice and Harvin had breakout seasons for the Vikings. Both players were honored as Pro Bowlers, and Harvin became the 2nd Viking in 3 seasons to be named NFL Offensive Rookie of the Year. Rice developed as a playmaker and became only the 3rd Vikings WR to post a 1,300-yard receiving season. Harvin tied for the NFL lead among rookies in receptions and yards and ranked 2nd in team history with 60 catches as a rookie.

In 2008, Adrian Peterson led the NFL with 1,760 yards rushing and Chester Taylor led all NFL RBs with 25 catches on 3rd down. Peterson became the 1st Vikings RB to lead the NFL in rushing, and Taylor's 45 catches were a career high.

The 2007 Vikings offense ranked #1 in the NFL in rushing offense. Peterson had a legendary rookie year, including breaking the NFL's single-game rushing record after going for 296 yards against San Diego on 11/4/07 and earning NFL Offensive Rookie of the Year. Peterson finished with 1,341 yards, 12 TDs and was named the Pro Bowl MVP.

Ficken served as an offensive graduate assistant with UCLA in 2006. He worked extensively with Jim Colletto and the offensive line. Ficken broke down opponents' game film, gave opponent reports to the offensive staff and coached the defensive scout team.

Ficken earned his bachelor's degree in business administration from ASU. He was a member of the Sun Devils football team for 2 seasons and received the Scholar-Athlete Award and was a member of Gamma Beta Phi, the National Scholastic Honor Society.

Ficken is currently finishing graduate school to obtain his master's in comparative education at UCLA. Ficken and wife, Andrea, have two children, son, Wyatt, and daughter, Gianna.

FICKEN'S BACKGROUND

Player

1998-99..... Arizona State University // WR

Coach

2004-05..... UCLA // Defensive Assistant

2006..... UCLA // Offensive Assistant

2007-08..... Minnesota Vikings // Assistant RB

2009-12..... Minnesota Vikings // Assistant WR

2013-..... Minnesota Vikings // Assistant Special Teams



JERRY GRAY

DEFENSIVE BACKS

COACHING EXPERIENCE: 24TH SEASON

NFL EXPERIENCE: 31ST SEASON (22 COACHING, 9 PLAYING)

VIKINGS EXPERIENCE: 5TH SEASON

Now in his 3rd decade in the NFL as a coach and player, Jerry Gray's experience has helped rebuild the Vikings defense to one of the top units in the NFL. Led by All-Pro talents CB Xavier Rhodes and S Harrison Smith, the Vikings DBs feature 4 secondary members drafted in the 1st round in CB Terence Newman (#5, 2003, Dallas), CB Trae Waynes (#11, 2015), Rhodes (#25, 2013) and Smith (#29, 2012).

Gray has served as a defensive coordinator twice, with the Buffalo Bills (2001-05) and Tennessee Titans (2011-13), and played for 9 seasons as a standout DB. Gray has also tutored the DBs for the Seattle Seahawks (2010), Washington Redskins (2006-09) and Titans (1999-2000).

Gray has 5 times contributed to a top-10 scoring defense during his coaching career. The Vikings represented the #1 scoring defense in 2017, surrendering just 15.8 points per game, while in 2015 and 2016 the defense ranked #5 in the NFL in points allowed, giving up only 18.7 points per game in 2016. Gray's 2011 Titans unit ranked 8th in the NFL, allowing 19.8 points per game and in 2000 with the Titans as the DBs coach, allowing only 11.9 points per game, ranking 2nd in the NFL.

In 2017, the Vikings ranked as the #1 total defense, allowing 275.9 yards per game, while surrendering just 15.8 points per game as the #1 ranked scoring defense. The secondary helped hold opponents to 192.4 passing yards per game, ranked 2nd best in the NFL. The unit was led by All-Pro selections safety Harrison Smith (1st team) and cornerback Xavier Rhodes (1st team CB, 2nd team DB), marking the first time since 1988 that the Vikings had two DBs earn First-team All-Pro honors in the same season. Both Smith and Rhodes were also selected to the Pro Bowl in 2017. Opponents recorded a passer rating of 73.0 against the Minnesota defense, completing just 58.4 percent of passes, good for 3rd and 4th best in the NFL, respectively.

The Vikings defense ranked #3 in total defense, #6 in the NFL in 2016 in takeaways with 27 and snared 14 INTs on the season, good for 12th in the league. The Vikings ranked #4 in the NFL in opponent passer rating allowed at 83.0 and were #6 in the NFL with a 60.6% completion rate against them. Rhodes and Smith gave the Vikings their 1st CB/S duo in the Pro Bowl since Audray McMillian (CB) and Todd Scott (S) in 1992. Rhodes led the team with 5 INTs on the season and set a team record for longest INT return in club history with a 100-yard score vs. Arizona (11/20), earning his 1st career NFC Defensive Player of the Week honors for the game.

The 2015 Vikings won the NFC North and hosted a Wild Card Playoff game, highlighted by a stingy defense that jumped to #5 in the NFL in points allowed at 18.9 after ranking #11 in 2014. In addition to Smith receiving Pro Bowl honors, CB Terence Newman was named NFC Defensive Players of the Week following his 2-INT performance at Oakland, which were the most INTs in a game by a Vikings CB since Brian Williams recorded 3 vs. Detroit in 2003.

In Gray's 1st season guiding the Vikings DBs, the unit improved in a number of statistical categories, jumping from 31st in passing yards per game in 2013 to 7th during the 2014 campaign. Additionally, the Vikings DBs recorded 12 interceptions during the 2014 campaign, doubling their 2013 total of 6. The Vikings defense posted the league's largest defensive improvement from 2013 to 2014 as the unit allowed 113 fewer points under this coaching staff than it did in 2013.

Smith had a career year with the help of Gray and was the only player in the league to record 3+ interceptions and 3+ sacks, the 4th time in team history a Vikings DB has recorded 3 or more sacks and 3 or more interceptions in a season, the first time since Williams did so in 2003. Smith led the Vikings with 120 total tackles, breaking LB Chad Greenway's streak of 6 consecutive seasons leading the team in tackles, becoming the first Vikings DB to lead the team in tackles since DB Corey Chavous posted 108 total tackles in 2003.

Vikings CB Xavier Rhodes made strides in his second NFL season with the help of Gray, finishing with 18 pass breakups, which was tied for the 4th-most pass breakups in the NFL during the 2014 campaign, and recorded his 1st career interception.

While coaching the DBs in Tennessee, Gray helped 2nd-year CB Samari Rolle and veteran S Blaine Bishop earn Pro Bowl and All-Pro honors in 2000 while the unit ranked 1st in the NFL in fewest passing yards and total yards allowed.

Following his 1st stint with Tennessee, Gray was named the Bills defensive coordinator. His defenses in 2003 and 2004 both ranked 2nd in the NFL for yards allowed and each were rated in the top 10 in points allowed. In 2004 his defense led the NFL in takeaways (39) and ranked 3rd in sacks (45).

Under Gray's tutelage as the secondary coach for the Redskins, S Sean Taylor grew into one of the NFL's best young defenders and earned Pro Bowl honors in 2006. Taylor tragically passed during the 2007 season and was selected to the Pro Bowl and selected All-Pro in 2007 posthumously. During his lone season in Seattle, Gray helped rookie S Earl Thomas to an impressive debut, starting all 16 games and grabbing 5 interceptions.

A year after retiring as a player, Gray received his 1st coaching job with Southern Methodist as the secondary coach. After a 2-year stint with SMU, Gray was hired by the Tennessee Oilers as the defensive quality control coach while the team played in Memphis in its 1st season relocated from Houston.

As a player, Gray was a 4-time Pro Bowler (1986-89) and twice earned 2nd-Team All-Pro honors from the AP (1986, '89) during his 9-year NFL career as a CB. Gray, who finished with 28 career interceptions, was named the NFL's Defensive Back of the Year by the NFLPA in 1989 and won Pro Bowl MVP honors in 1990. Gray was a 1st-round selection (21st overall) by the LA Rams out of the University of Texas in 1985. Gray was the 3rd DB selected in the 1985 Draft and part of a 1st round that year that included future Hall of Famers Bruce Smith, Chris Doleman and Jerry Rice.

While at Texas, Gray was a 2-time consensus All-American and 2-time Southwest Conference Defensive Player of the Year as a S. Gray currently ranks 3rd all-time in Longhorn history with 16 career interceptions. Gray recorded 7 interceptions during the 1984 season, the 2nd most in a single season in school history. Gray was named to the Texas All-Time Team and All-Decade Team for the 1980s. Gray was inducted to the College Football Hall of Fame in 2013, becoming the 17th Longhorns player to make it into the Hall of Fame.

A native of Lubbock, Texas, Gray and wife Sherry have two sons - Jeremy, who played football at SMU and currently serves as a Vikings Pro Scout, and Jayden. Gray started the Jerry Gray Foundation in 2002, providing scholarships to the underprivileged to attend college and actively support youth in Lubbock.

GRAY'S BACKGROUND

Player

1981-84	University of Texas // DB
1985-91	Los Angeles Rams // DB
1992	Houston Oilers // DB
1993	Tampa Bay Buccaneers // DB

Coach

1995-96	Southern Methodist // DBs
1997-98	Tennessee Oilers // Defensive Quality Control
1999-00	Tennessee Titans // DBs
2001-05	Buffalo Bills // Defensive Coordinator
2006-09	Washington Redskins // DBs
2010	Seattle Seahawks // DBs
2011-13	Tennessee Titans // Defensive Coordinator
2014	Minnesota Vikings // DBs



DARRELL HAZELL

WIDE RECEIVERS

COACHING EXPERIENCE: 33RD SEASON

NFL EXPERIENCE: 3RD SEASON

VIKINGS EXPERIENCE: 2ND SEASON

Darrell Hazell enters his 2nd season coaching the Vikings WRs in 2018 after helping the group rise to be recognized as one of the NFL's top units. Hazell brings 3 decades of experience to the Vikings staff in 2017, his 1st season as the team's WRs coach, after spending a majority of the last 30 years in the college coaching ranks. Most recently, he served as the head coach at Purdue University and Kent State University.

The Vikings mark the 2nd NFL stop for Hazell during his 32-year coaching career, spending a short stint in Oakland as a coaching intern under Raiders head coach Jon Gruden. While in Oakland, he also worked with Hall of Fame WR Tim Brown. His coaching career began in the college ranks, serving 30 years as an offensive coach at various institutions.

Hazell helped Adam Thielen emerge as an elite playmaker in 2017, earning Associated Press 2nd-Team All-Pro honor, a Pro Bowl berth and a career-best 1,276 yards on 91 catches. His yardage ranked 5th in the NFL, 2nd in the NFC, and his 91 catches are the most by a Viking in a season by anyone other than Hall of Famers Randy Moss and Cris Carter. Joining Thielen, Stefon Diggs tied for the team lead with 8 TD catches and set a team record for the fastest player in Vikings history to record 200 career catches, achieving the feat in only 40 games, 2 quicker than Moss or Percy Harvin previously. The Vikings WRs helped QB Case Keenum have a career year when he took over the starting role following Sam Bradford's injury early in the season. The unit helped lead the Vikings to a 13-3 regular season, the 2nd-most wins in team history, and advanced to the NFC Championship Game at eventual Super Bowl XLII winner Philadelphia.

Prior to joining the Vikings, Hazell was the head coach at Purdue University and oversaw a team active in the community and classroom. The Boilermakers 2016 spring semester GPA of 2.89 was the highest mark since 2011 and earned them the athletics department Provost Award for having the most improved GPA from the fall to spring semester.

Hazell received his 1st head coaching gig at Kent State from 2011-12. He finished with a 16-10 overall record and in 2012 led the Golden Flashes to their 1st bowl game in 40 years. The 2012 squad won the school's 1st-ever MAC East Division Championship after finishing with a school-record 11 wins and an 11-3 overall record. The impressive season earned Hazell 2012 MAC Coach of the Year honors as he saw the team rise to as high as No. 17 in the Bowl Championship Series standings.

Prior to his time in Kent, Hazell spent 7 years on the Ohio State staff under Hall of Fame coach Jim Tressel. He joined the staff in 2004 as the WRs/KRs coach before being promoted

to assistant head coach/WRs coach from 2005-10. During that 6-year stretch the Buckeyes won 6 consecutive Big Ten Conference championships and played in back-to-back national championship games in 2007 and 2008.

Hazell tutored many NFL-caliber WRs at Ohio State including Ted Ginn Jr., Anthony Gonzalez, Antonio Holmes and DeVier Posey. He also helped mentor dual-threat QBs Troy Smith and Terrelle Pryor, who eventually made the switch to wide receiver when entering the NFL.

Oberlin College was the 1st coaching opportunity for Hazell as he served as RBs coach from 1986-87 right out of college. After a short stint at Eastern Illinois Hazell would return to Oberlin and serve as the offensive coordinator for 3 years. From there Hazell moved on to Pennsylvania (1992-94), Western Michigan (1995-96), U.S. Military Academy (1997-98), West Virginia (1999-00) and Rutgers (2001-03). At each stop in his coaching journey Hazell has coached either WRs or RBs, with a short stint coaching TEs while with the U.S. Military Academy.

The Cinnaminson, New Jersey native attended and graduated from Muskingum College in 1986 with a degree in speech communications and business. He was a 3-time all-conference selection as a WR and earned All-America honors as a senior. His school records for career receptions (132) and receiving yards (1,966) still stand. Darrell and his wife, Annmarie, have a son, Kyle.

HAZELL'S BACKGROUND

Player

1982-85..... Muskingum // WR

Coaching

1986-87..... Oberlin // RBs
1988..... Eastern Illinois // RBs/WRs
1989-91..... Oberlin // Offensive Coordinator
1992-94..... Pennsylvania // RBs
1995-96..... Western Michigan // WRs
1997-98..... US Military Academy // WRs/TEs
1998..... Oakland Raiders // WRs Intern
1999-00..... West Virginia // RBs
2001-02..... Rutgers // WRs
2003..... Rutgers // Assistant Head Coach
2004..... Ohio State // WRs/KRs
2005-10..... Ohio State // Assistant Head Coach/WRs
2011-12..... Kent State // Head Coach
2013-16..... Purdue // Head Coach
2017..... Minnesota Vikings // WRs



JEFF HOWARD

DEFENSIVE ASSISTANT/ASSISTANT DEFENSIVE BACKS

COACHING EXPERIENCE: 12TH SEASON

NFL EXPERIENCE: 6TH SEASON

VIKINGS EXPERIENCE: 6TH SEASON

Entering his 6th season with the Vikings in 2018, Jeff Howard will assist the coaching staff with preparation and have a hands-on role on the defensive side of the ball, specifically helping the DB corps.

The 2017 Vikings 13-3 regular-season record was the 2nd best in the history of the franchise (15-1, 1998). The Minnesota Vikings defense led the NFL in yards per game allowed (275.9) for the 1st time since 1993 and also led the league allowing 15.8 points per game in the regular season. The Vikings defense limited opponents to 83.6 rushing yards per game (2nd in the NFL) and 3.6 yards per rush (5th in the NFL). Minnesota held opponents to 192.4 passing yards per game, 2nd in the NFL,

making them the only defense in the NFL to rank in the top 3 in both rushing yards per game and passing yards per game. The defense also held opponents to a 25.2% (51/202) 3rd-down conversion rate, the best mark in the NFL.

The 2016 Vikings climbed to #3 in the NFL in total defense, the highest ranking since 1993, and ranked #5 in scoring defense, allowing 18.7 points per game. The club finished with an 8-8 mark. Minnesota ranked tied for 4th in the NFL with 41.0 sacks on the season and tied for 7th in the NFL with 27 takeaways.

The Vikings defense in 2015 continued to improve in every statistical category, helping Minnesota to its 1st playoff berth

since 2012. Howard aided the Viking defense, which allowed the 5th-fewest point (18.9 ppg) during the 2015 regular season and forced 22 turnovers, jumping from 25th in the league in turnovers in 2014 to 19th in 2015.

During the 2014 season, the Vikings defense improved from 32nd in points per game in 2013 to 13th in points per game in 2014. Minnesota also improved its passing yards per game from 31st in the league in 2013 to 7th in 2014. From 2013 to 2014, the Vikings allowed 113 fewer points, the largest scoring defense improvement in the NFL.

Howard transitioned from his on-field playing days at Eastern New Mexico, where he earned All-American honors for his play and academics, to coaching at Odessa Permian HS in Odessa, TX. Howard was on staff from 2007-10, during which he assisted the secondary and LBs before becoming the defensive coordinator in 2009-10. Howard was on the Texas Tech staff from 2011-12, serving in the defensive quality control role in 2011 and coaching the safety position in 2012.

Howard played LB for Eastern New Mexico from 2001-04 and was a 4-time Academic All-Lone Star Conference member. Howard earned 1st Team All-Lone Star Conference honors as a LB in 2003-04 while capping his career by being named a 2004 AFCA Division II All-American and graduating Cum Laude with degree in biology and chemistry. Howard had his jersey retired by Eastern New Mexico in 2006 and entered ENMU Hall of Honor in 2011.

HOWARD'S BACKGROUND

Player

2001-04 Eastern New Mexico // LB

Coaching

2007-10 Odessa Permian (TX) HS // Assistant DBs/LBs

2011-12 Texas Tech // Defensive Quality Control/DBs

2013- Minnesota Vikings // Def. Asst.- LBs, DBs



ANDREW JANOCKO

CO-OFFENSIVE LINE

COACHING EXPERIENCE: 8TH SEASON

NFL EXPERIENCE: 6TH SEASON

VIKINGS EXPERIENCE: 4TH SEASON

Andrew Janocko enters his 4th season with the Vikings and 6th in the NFL in 2018. Janocko, who was the Assistant Offensive Line Coach the last two seasons, serves as the Co-Offensive Line Coach in 2018. In 2015-16 Janocko worked as an Offensive Assistant working in various capacities with the offensive coaching staff including working closely with the tight ends in 2016.

The 2017 Vikings offensive line was a key to the club going 13-3, winning the NFC North title and advancing to the NFC Championship Game. The complete overhaul of the line included signing a pair of free agents- LT Riley Reiff and RT Mike Remmers, drafting C Pat Elflein (3rd Round) and elevating LG Nick Easton to the full-time starting role with veteran RG Joe Berger moving from center the previous season. The new lineup performed well quickly and paved the way for several offensive players to have career years, highlighted by QB Case Keenum. Keenum posted an 11-3 mark as the starter in replacement of Sam Bradford. Keenum's 98.3 passer rating for the season was the 5th-best in team history, his 67.6% completion rate was the 2nd-best in the NFL and 4th-best in Vikings history for a season. The linemen gave the QBs protection and also established a force at the offensive line in the run game as team navigated injuries in the backfield to end the season with 3 RBs who carried the load at different times. Rookie sensation Dalvin Cook set a team record for rookies with 288 yards in the opening 3 games of the season but was lost to injury for the season in the 4th game. Cook's production was replaced by the duo of Latavius Murray (842, 8) and Jerick McKinnon (574, 3) who combined for 1,412 yards and 11 rushing TDs. The Vikings jumped from #32 in the NFL in rushing in 2016 to #7 in 2017 and climbed from #28 in total offense to #11.

In 2016, Janocko helped the Vikings offense that had to navigate numerous injuries along the offensive line but benefitted from newly-acquired QB Sam Bradford as he set the NFL record for completion percentage in a season at 71.6%. Janocko worked with the Vikings TEs and the group was led by veteran Kyle Rudolph, who set the Vikings record for receptions in a season by a TE with 83 and tied the club record for catches in a game by a TE with 11 vs. Chicago (1/1/17) in the regular season finale.

In addition to his work on the offensive game plan throughout the week, Janocko also conducts scout team meetings and coaches the scout team regularly during practices. His preparations with the scout team served the Vikings 1st-team offensive and defensive units daily throughout the 2015 season. As part of the offensive coaching staff in 2015, Janocko helped aid a unit that ranked 5th in the NFL in total rushing, headlined by Adrian Peterson's league-leading 1,485 rushing yards.

Janocko arrived in Minnesota after coaching QBs at Division

II Mercyhurst during the 2014 season. At Mercyhurst, Janocko guided Brendan Boylan to 3 Pennsylvania State Athletics Conference West Division Offensive Player of the Week honors and a Division II National Player of the Week honor. Boylan started the season as the backup in Janocko's quarterback group but took over the starting job in the 3rd game of the season and helped lead the Lakers to a 7-1 record as a starter. Boylan finished the season 192-of-319 (60.2 percent) for 2,952 yards, 29 TDs and 8 INTs.

From 2012-13, Janocko received his first experience coaching at the NFL level when he served as an offensive assistant with the Tampa Bay Buccaneers. While in Tampa Bay, Janocko was responsible for working with then-Head Coach Greg Schiano and Offensive Coordinator Mike Sullivan in coordinating practice schedules and breaking down film. In 2012, Janocko had a hands-on role with the quarterbacks and kick returners before working with WRs and KR/ST 2013.

Janocko served as a graduate assistant under Schiano at Rutgers in 2011. He worked directly with the QB unit, helping true freshman signal-caller Gary Nova lead Rutgers to its best record since 2006. Other responsibilities for Janocko at Rutgers included handling the communication between center and quarterback, and opponent film breakdown.

A 3-year letter winner at Pitt, Janocko served as a backup QB and holder on special teams. Janocko spent his 1st 2 seasons as a walk-on before earning a scholarship his final 2 seasons. A 3-time member of the Big East All-Academic Team, he graduated from Pitt in 2010 with a degree in history and minor in political science.

A native of Clearfield, PA., Janocko was the starting QB at Clearfield Area High School, where his father, Tim, served as the head coach. He led the school to a pair of district championships and was a 2-time Pennsylvania Football News All-State honoree. Janocko (juh-noh-co) is married to Natalie and resides in Minneapolis.

JANOCKO'S BACKGROUND

Player

2006-09 University of Pittsburgh // QB

Coaching

2011 Rutgers // Graduate Assistant

2012-13 Tampa Bay Buccaneers // Offensive Assistant

2014 Mercyhurst // Quarterbacks

2015-16 Minnesota Vikings // Quality Control-Offense

2017 Minnesota Vikings // Assistant Offensive Line

2018- Minnesota Vikings // Co-Offensive Line



ANDRE PATTERSON

DEFENSIVE LINE

COACHING EXPERIENCE: 36TH SEASON

NFL EXPERIENCE: 15TH SEASON

VIKINGS EXPERIENCE: 7TH SEASON

Andre Patterson returns to lead the Vikings defensive line in 2018, his 7th season overall with the club. Patterson brings 36 years of coaching experience, 15 in the NFL, to the Vikings defensive line. He reunited in Minnesota with Head Coach Mike Zimmer, as they worked together in Dallas from 2000-2002 with the Cowboys defense and at Weber State in 1988.

Patterson earlier worked for the Vikings as the DL coach in 1998-99. Patterson has coached at each level, working as a high school head coach, 15 years as a college head coach and assistant and 15 seasons as an NFL coach.

Minnesota's continued defensive improvement from year-to-year under coach Mike Zimmer continued in 2017 as the Vikings finished the season with the #1 scoring and total defense, allowing just 15.8 points per game and 275.9 yards per game. DE Everson Griffen (3rd honor) and DT Linval Joseph (2nd honor) both earned Pro Bowl nods, while Griffen also received his 1st career All-Pro selection (Second-team). Griffen began the year with a streak of 8 straight games with a sack, tied for the longest streak to start a season in NFL history. He finished with 13.0 sacks, a career-high, and tied for 4th most in the NFL. The Vikings d-line was especially stout in the run game, surrendering just 20 runs of 10+ yards, the fewest in the NFL in 2017 and tied with the 1995 San Francisco 49ers for the fewest in the NFL since 1991. The defense held foes to a 25.2 percent 3rd down conversion rate, best in the NFL since 1991.

The Vikings defense ascended to #3 in the NFL in 2016, powered by strong and consistent play along the line. The Vikings ranked tied for 4th in the NFL with 41 team sacks, 34 coming from the defensive line, the 2nd-most as a unit in the NFL. The d-line was represented at the Pro Bowl by Griffen (2nd honor) and Joseph made his 1st appearance. Joseph notched 100 tackles on the season and 2nd-year player Danielle Hunter led the club with 12.5 sacks putting him in a tie for 3rd in the NFL.

The 2015 defensive line showcased talented veterans along with ascending youth. Griffen led the team with 10.5 sacks (4th in NFC), earning his 1st career Pro Bowl. Spelling Griffen and veteran DE Brian Robison (5.0 sacks) was Hunter, the youngest player in the NFL. Hunter, a 3rd-round selection out of LSU, ranked 2nd in the NFL for sacks by a rookie with 6.0. Hunter was named to the All-Rookie team by the PFWA. The defense ranked 5th in the NFL, only allowing 19.3 points per game.

Patterson's front 4 featured 3 new starters in 2014 with Griffen, Floyd and Joseph joining Robison and appearing in a combined 62 out of 64 games as a unit. Griffen had a career year in his 1st season starting and led the team with 12.0 sacks and 21.0 TFLs. Griffen's 12.0 sacks ranked 2nd in the NFL and 4th in the NFL for DEs. As a defensive unit, the Vikings allowed 113 fewer offensive points, the biggest improvement in the NFL in 2014.

Patterson served as the assistant head coach/DL coach in 2013 with Florida International University, his only season with FIU, working under Head Coach Ron Turner.

From 2010-2012, Patterson served as the defensive coordinator at UTEP. Patterson's most successful season at UTEP came in 2011 when the Miners recorded 10 more sacks than the previous year in 1 fewer game. Patterson was the assistant head coach/DL coach from 2008-2009 at UNLV. Patterson's highlight win with the Rebels came in 2008 when topping the #15th-ranked Arizona State Sun Devils 23-20.

From 1997-2006, Patterson worked in the NFL mainly as a DL coach. He joined Mike Shanahan's Broncos staff for the 2005 and 2006 seasons. Patterson was a part of the 13-3 Broncos team in 2005 that reached the AFC Championship game. The defense created 36 turnovers, 5th-most in the league, and their +20 turnover differential was 2nd-best in the NFL. In 2005, the Broncos run defense allowed 85.2 ypg, 2nd-best in the NFL.

In 2003 and 2004, Patterson was the Cleveland Browns DL coach under Head Coach Butch Davis. The Browns defense fin-

ished 12th overall in points allowed in 2003.

From 2000-2002, Patterson was the Cowboys DTs coach. From the 2000-01 season, Dallas' run defense improved from 32nd in the NFL to 13th. The defense allowed 57.9 fewer rushing yards per game in 2001. The Mike Zimmer-led defense finished the 2001 season ranked 4th in yards allowed with 2874. In 2002, Patterson's unit added La'Roi Glover and Patterson helped send him to his 3rd consecutive Pro Bowl.

Patterson's 1st stint in Minnesota was for the 1998-99 seasons. Patterson coached the DL during the Vikings 15-1 season in 1998 when they lost to Atlanta in the NFC Championship. The offense garnered all of the headlines, but the defense finished the season ranked 6th overall in points allowed and 11th against the run. DT John Randle earned Pro Bowl honors in 1998 under Patterson. The Vikings made the playoffs again in 1999 but fell to the St. Louis Rams, the eventual Super Bowl Champions, in the NFC Divisional Round.

Starting his NFL career in 1997, Patterson joined Pete Carroll and the New England Patriots as a defensive assistant. The Patriots won the AFC East in his only season with the club. The defense allowed 289 points during the season, tied for 8th best in the NFL. The Patriots allowed the 5th-fewest rushing yards per game with 101.0 as their average.

His 1st and only collegiate stint as a head coach came at Cal Poly-San Luis Obispo from 1994-96. Patterson led his team to a League title in 1994 and was named American West Conference Coach of the Year. The 1994 season was Cal Poly's 1st season jumping to Division 1-AA. Patterson was 17-16 in his 3-year tenure at Cal Poly.

From 1992-93, Patterson was the DL coach for Washington State under Head Coach Mike Price. The Cougars went 9-3 during the 1992 season and won the Copper Bowl 31-28 versus Utah. They finished ranked #15 in the country.

Patterson made a 2-year stop in the Ivy League when serving as the DL coach at Cornell from 1990-91. The 1990 Cornell team won the Ivy League Championship.

Patterson served as the defensive coordinator at Western Washington in 1989. The year before, he coached the defensive line at Weber State for the 1988 season serving under then-

SACKS TO THE MAX

Andre Patterson's reputation as a top defensive line coach has been proven out in the production of his players. With the Vikings, Patterson has been able to make the most of the talents of his front four and help the team rank #1 in NFL total defense in 2017.

2014-17 NFL SACK LEADERS

Player, Team, Position	Sacks
Von Miller, Denver, LB.....	48.5
Ryan Kerrigan, Washington, LB.....	47.0
Chandler Jones, Arizona, LB.....	45.6
Everson Griffen, Minnesota, DE.....	43.5
Justin Houston, Kansas City, LB.....	43.0

2015-17 NFL SACK DUO LEADERS

Players, Team	Sacks
Geno Atkins/Carlos Dunlap, Cincinnati.....	58.0
Danielle Hunter/Everson Griffen, Minnesota.....	57.0
Mario Addison/Kawann Short, Carolina.....	54.0
Everson Griffen, Minnesota, DE.....	43.5
Justin Houston, Kansas City, LB.....	43.0

2014-17 VIKINGS DEFENSIVE LINE AWARD WINNERS

Player	Honor
Linval Joseph.....	Pro Bowl 2016, 2017
Everson Griffen.....	Pro Bowl 2015, 2016, 2017
Linval Joseph.....	NFC Defensive POW, vs. St. Louis 11/8/15
Everson Griffen.....	NFC Defensive POW, at Green Bay 1/3/16
Everson Griffen.....	NFC Defensive POW, at Carolina 9/25/16
Everson Griffen.....	NFC Defensive POM, Oct. 2017

Defensive Coordinator Mike Zimmer. Patterson was the Head Coach as St. Monica High School in California in 1987. From 1983-86 he was the defensive coordinator at Renton High School in Washington. Patterson began his coaching career as a graduate assistant at his alma mater, Montana, in 1982.

A native of Richmond, CA, Patterson and his wife, Donna, reside in suburban Minneapolis. Their son, Andre, Jr. coaches football at Portland State University and daughter, Ashmera, is a student-athlete in track and field at University of Wisconsin-Stout.

Patterson earned his bachelor's degree in Secondary Education from Montana in 1983. He played collegiately as an offensive lineman at Contra Costa College and Montana before suffering a career-ending knee injury.

PATTERSON'S BACKGROUND

Player

1980.....Contra Costa College // OL
1981.....Montana // OL

Coach

1982.....Montana // Graduate Assistant
1983-86.....Renton (WA) High // Defensive Coordinator
1987.....St. Monica High // Head Coach
1988.....Weber State // Defensive Line
1989.....Western Washington // Defensive Coordinator
1990-91.....Cornell // Defensive Line
1992-93.....Washington State // Defensive Line
1994-96.....Cal Poly-SLO // Head Coach
1997.....New England // Defensive Assistant
1998-99.....Minnesota Vikings // Defensive Line
2000-02.....Dallas Cowboys // Defensive Line
2003-04.....Cleveland Browns // Defensive Line
2005-06.....Denver Broncos // Defensive Line
2008-09.....Nevada-Las Vegas // Assistant Head Coach/DL
2010-12.....Texas-El Paso // Defensive Line
2013.....Florida International // Asst. Head Coach/DL
2014.....Minnesota Vikings // Defensive Line



DREW PETZING

ASSISTANT QUARTERBACKS

COACHING EXPERIENCE: 12TH SEASON

NFL EXPERIENCE: 6TH SEASON

VIKINGS EXPERIENCE: 5TH SEASON

Drew Petzing enters his 5th season with the Minnesota Vikings and his 1st as the Assistant QBs Coach in 2018. Petzing has spent time aiding both the RBs and WRs corps during his tenure with the Vikings, helping the club to a pair of NFC North titles and some record-setting individual performances. Petzing brings a diverse background from collegiate and pro football to the Vikings staff.

In 2018, Petzing will work closely with QBs coach Kevin Stefanski as they prepare new Vikings QBs Kirk Cousins and Trevor Siemian to acclimate to the Vikings offense under new coordinator John DeFilippo.

The 2017 Vikings balance on offense was instrumental to a 13-3 regular season, the NFC North title and a berth in the NFC Championship Game. The passing game excelled with 2 QBs under center as Case Keenum replaced injured starter Sam Bradford and posted an 11-3 mark as the starter. The WR unit was led by Associated Press 2nd-Team All-Pro Adam Thielen, whose career-high 1,276 yards and 91 catches also earned him a Pro Bowl berth. His yardage ranked #5 in the NFL, #2 in the NFC, and his 91 receptions are the most in a season by any Vikings player except Hall of Famers Randy Moss and Cris Carter. Stefon Diggs tied for the team lead with 8 receiving TDs and he set a team record as the fastest player to reach 200 career catches, accomplishing it in 40 games, 2 quicker than Moss or Percy Harvin's 42 games.

During the 2016 season the Vikings WRs found production from several players enjoying career years. Thielen had a break-out 967 yards to lead the team and joined Diggs in breaking the 900-yard mark. Diggs led the team with 84 receptions. Entering 2016, Thielen had 20 catches for 281 yards and 1 TD in his 2-year career. He went on to notch 202 yards receiving at Green Bay (12/24) to tie for the 3rd-best day in Vikings history. Thielen and Diggs each had 3 games over the 100-yard mark during the season.

In 2015, Petzing spent his 2nd season with the Vikings mainly helping WRs coach George Stewart on the practice field, as well as assisting the offensive coaching staff in general. Petzing helped assist a WR corps with a blend of experience and youth. Stefon Diggs, who was a 5th-round selection out of Maryland, became the 1st rookie in club history to lead the team in receptions (52), despite being inactive for the 1st 3 games of the season. Diggs also led the Vikings with 720 receiving yards, the most by a rookie since Percy Harvin's 790 in 2009. The 22-year-old burst onto the scene, recording at least 6 receptions and at least 85 yards in his 1st 4 games in the NFL. Diggs

was named the PFWA's All-Rookie team and was 2nd among all rookies in receiving yards, trailing only Amari Cooper, the 4th-overall pick in the 2015 NFL Draft. Veterans Mike Wallace and Jarius Wright contributed 39 and 34 receptions, respectively.

In his first season with the Vikings, Petzing worked primarily on the field with the Vikings RB corps, a position group that saw two different RBs lead the team in rushing, including rookie RB Jerick McKinnon, who finished the 2014 campaign with the 3rd-most rushing yards by a rookie. The 3rd-round selection out of Georgia Southern who primarily played an option QB in college, posted 538 rushing yards in his debut season. The rookie finished tied for 5th in the NFL among RBs with more than 100 carries by averaging 4.8 yards per attempt.

Petzing spent the 2013 season with the Cleveland Browns working as a football operations intern focusing primarily on the offensive side of the ball. He served on the Browns staff that included Vikings Offensive Coordinator Norv Turner and QBs coach Scott Turner.

Prior to working for the Browns, Petzing served as the OLBs coach at Yale for the 2012 season.

He spent the 2010 season at Boston College as the recruiting graduate assistant before moving on the field as the defensive graduate assistant in 2011.

After graduating from Middlebury College in 2009, Petzing spent a year with Harvard as a volunteer assistant.

Petzing spent his first 2 years at Middlebury as a DB on the football team but suffered injuries which ended his playing career. During his time at Middlebury, he was teammates with future Super Bowl-winning K Steven Hauschka, who began his NFL career as a rookie free agent with the Vikings. He spent the final 2 years as a volunteer student assistant before graduating from Middlebury in 2009 with a degree in economics and minors in math and philosophy. Petzing and his wife, Louisa, reside in Minneapolis.

PETZING'S BACKGROUND

Player

2005-06.....Middlebury // DB

Coach

2007-08.....Middlebury // Volunteer Student Assistant
2009.....Harvard // Volunteer Assistant
2010-11.....Boston College // Graduate Assistant
2012.....Yale // Outside LBs
2013.....Cleveland Browns // Football Operations
2014.....Minnesota Vikings // Assistant WRs/QBs



KENNEDY POLAMALU

RUNNING BACKS

COACHING EXPERIENCE: 27TH SEASON

NFL EXPERIENCE: 8TH SEASON

VIKINGS EXPERIENCE: 2ND SEASON

Kennedy Polamalu brings 26 years of coaching experience and is entering his 7th NFL season with his 3rd franchise in 2018. A veteran collegiate coach, Polamalu's reputation as a teacher and emphasis on technique has made earned him the respect of players and fellow coaches as a top tutor of RBs in the NFL or in college.

In his 1st season with the Vikings in 2017, rookie sensation Dalvin Cook set a team record for rookies with 288 yards in the opening 3 games of the season but was lost to injury for the season in the 4th game. Cook's production was replaced by the duo of Latavius Murray (842 yds, 8 TD) and Jerick McKinnon (574 yds, 3 TD) who combined for 1,412 yards and 11 rushing TDs. The Vikings were #3 in the NFL with a 43.5% conversion rate on 3rd down and were #3 in the NFL, #1 in the NFC, with only 14 turnovers. The Vikings RBs were valuable in the passing game with McKinnon ranking 4th on the team with a career-high 51 receptions and a pair of TDs. Murray carried the load with a team-high 216 attempts and 842 yards. Murray came on strong late in the season, notching 745 of his yards and all 8 TDs, including a pair of 100-yard outings, in the final 10 games of the season. All 3 RBs and FB C.J. Ham showed prowess in pass protection, helping keep Case Keenum and Sam Bradford safe. Keenum had a career-year as he went 11-3 as a starter following Bradford's injury.

Under Polamalu's guidance, RB Paul Perkins became the 1st Bruin since DeShaun Foster (2000-01) to register consecutive 1,000-yard rushing seasons and the 1st player at his position in program history to record 80 career receptions. Perkins, who was selected by the New York Giants in the 2016 NFL Draft, earned 2nd-Team All-Pac-12 recognition after rushing for 1,343 yards and 14 TDs as a senior. In 2014, Perkins experienced a breakout campaign, becoming the 2nd player in team history to lead the Pac-12 in rushing with 1,575 yards (2nd-highest total in school history).

Prior to his 2nd UCLA stint, Polamalu was the offensive coordinator and RBs coach at his alma mater, USC, from 2010-12. In Polamalu's system, QB Matt Barkley became the all-time leading passer in school and conference history, throwing for 12,327 yards and 116 TDs. In 2011, Barkley finished 6th in the Heisman Trophy voting after completing 308 of 445 passes for 3,528 yards, 39 TDs (school record) and a 69.2% completion rate (school record), leading the Trojans to a #6 finish in the AP poll. That same season, RB Curtis McNeal received All-Pac-12 Honorable Mention after gaining 1,005 yards and 6 TDs on 145 carries (6.9 average), becoming the 27th player in program history to reach the 1,000-yard rushing mark.

Before his return to the college ranks, Polamalu coached the RBs in Jacksonville (2005-09) and Cleveland (2004). The Jaguars totaled the 3rd-most rushing yards (133.7 ypg) and 2nd-most rushing TDs (95) in the league from 2005-09, and 2 Jacksonville RBs earned Pro Bowl nods during that span: Fred Taylor (2007) and Maurice Jones-Drew (2009). In his Pro Bowl season under Polamalu, Jones-Drew rushed for 1,391 yards (4th in the NFL) and 15 TDs (2nd).

During his lone season in Cleveland, Polamalu coached with Vikings Defensive Coordinator George Edwards and Defensive Line Coach Andre Patterson, who led the LBs and defensive line, respectively. With Polamalu leading the backfield in 2004, the Browns were 1 of 7 NFLs team with multiple 500-yard rushers: Lee Suggs (744) and William Green (585).

Polamalu joined USC for the 2000-03 seasons, when he was the Trojans' RBs coach (2000), special teams coordinator (2001) and special teams coordinator and RBs coach (2002-03). Prior to joining the USC coaching staff, Polamalu served as Colorado's RBs coach for 2 seasons (1997-98) between stints at San Diego State as the LBs coach (1999) and special teams and RBs coach (1994-96). Polamalu gained his 1st coaching experience on the college level as a graduate assistant at UCLA, where he worked with the DBs and special teams. Following the 1993 season, the Bruins earned a share of the Pac-10 title and competed in the Rose Bowl.

Polamalu began his coaching career as a volunteer assistant at Crespi High School in Encino, CA, where he stayed for 3 seasons (1986-88) before coaching at Westlake High School in Westlake Village, CA, for 3 years (1989-91). While at Crespi, Polamalu helped lead the Carmelite to the 1986 CIF Division I championship in his 1st year with the team.

Polamalu's nephew, Troy Polamalu, played 12 seasons and won 2 Super Bowls with the Steelers; his brother, Ao Polamalu, played football at Penn State (1985-87); his nephew, Nicky Sualua played RB for the Bengals and Cowboys after his college career at Ohio State; and 3 of his nephews played college football: Lele Sualua (Oregon), Joe Polamalu (Oregon State) and Kaio Aumua (UTEP).

Polamalu, who received his bachelor's degree in history from USC in 1987, attended Mater Dei High School in Santa Ana, CA, where he was an All-American in football, member of the basketball and track teams and served as the student body president. He and his wife, Diane, have 3 children: K.C., Matthew Aoatoo, and Raymond Tre along with daughter-in-law Theresa and grandson, Tre. Born on 11/22/63, Polamalu is a native of Pago Pago, American Samoa.

POLAMALU'S BACKGROUND

Player

1982-85..... Southern California // FB/LB

Coach

1986-88 Crespi (CA) High // Assistant Coach
1989-91 Westlake (CA) High // Assistant Coach
1992-93 UCLA // Graduate Assistant
1994-96..... San Diego State // Special Teams/RBs
1997-98 Colorado // RBs
1999 San Diego State // LBs
2000 USC // RBs
2001 USC // Special Teams Coordinator
2002-03 USC // Special Teams Coordinator/RBs
2004 Cleveland Browns // RBs
2005-09..... Jacksonville Jaguars // RBs
2010-12 USC // Offensive Coordinator // RBs
2014-15 UCLA // RBs
2016 UCLA // Offensive Coordinator
2017 Minnesota Vikings // RBs

NICK RALLIS

DEFENSIVE QUALITY CONTROL

COACHING EXPERIENCE: 2ND SEASON

NFL EXPERIENCE: 1ST SEASON

VIKINGS EXPERIENCE: 1ST SEASON

In 2018, Nick Rallis will serve as the Vikings Defensive Quality Control Coach, his 1st season coaching in the NFL, where he will assist the coaching staff with preparation and have a hands-on role with the defense.

Rallis, an Edina, Minnesota native, played LB at the University of Minnesota from 2012-16 before joining Wake Forest as a Graduate Assistant in 2017.

The former Edina High School standout played in 26 career games with 3 starts in his 5-year career with Gophers totaling 58 tackles, 1.0 sack, 9.5 tackles for loss and 2 forced fumbles. Rallis was named a Big Ten Distinguished Scholar for the 2016-17 season.

Rallis' brother, Mike, also played LB for the Gophers from 2008-2012, where he was teammates with Vikings CB Marcus Sherels. Mike is now a professional wrestler signed to WWE under the ring name of Riddick Moss.

RALLIS' BACKGROUND


Player

2012-16 University of Minnesota // LB

Coach

2017 Wake Forest // Graduate Assistant

2018 Minnesota Vikings // Defensive Quality Control



ROBERT RODRIGUEZ

ASSISTANT DEFENSIVE LINE

COACHING EXPERIENCE: 11TH SEASON

NFL EXPERIENCE: 4TH SEASON

VIKINGS EXPERIENCE: 4TH SEASON

Robert Rodriguez returns for his 4th season with the Vikings, serving as the team's assistant defensive line coach. Rodriguez will again work closely with veteran defensive line coach Andre Patterson in their 4th season together with the Vikings.

In 2017, the defensive line once again provided a lethal pass rush that rattled opposing quarterbacks and stopped the run at an impressive rate. DE Everson Griffen (3rd honor) and DT Linval Joseph (2nd honor) earned trips to the Pro Bowl for the second straight year while Griffen also received his first All-Pro honor (second-team). The defense finished out the regular season ranked as the #1 total and scoring defense, allowing just 15.8 points per game and 275.9 yards per game. Joseph was crucial in stopping the run as the Minnesota defense surrendered just 20 runs of 10+ yards, tops in the league and tied with the San Francisco 49ers in 1995 for the fewest since 1991. Griffen began the year with a sack in each of the team's first eight games, tied for the longest streak to start a season in NFL history, and helped hold opponents to a 25.2 percent 3rd-down conversion rate, best in the NFL since 1991.

The Vikings defense ascended to #3 in the NFL in 2016, powered by strong and consistent play along the line. The Vikings ranked tied for 4th in the NFL with 41 team sacks, 34 of those coming from the defensive line, which was the 2nd-most as a unit in the NFL. The d-line was represented at the Pro Bowl by DE Everson Griffen (2nd honor) and DT Linval Joseph made his 1st appearance. Joseph notched 100 tackles on the season and 2nd-year player Danielle Hunter led the club with 12.5 sacks putting him in a tie for 3rd in the NFL. The Vikings defensive line accounted for 2 TDs and a safety with Hunter returning a fumble for a TD and notching the safety and Griffen returning a fumble for a score. Griffen was named NFC Defensive Player of the Week for his game at Carolina (9/25) when he had a season-high 3.0 sacks.

Everson Griffen led the team with 10.5 sacks (4th in NFC) on his way to his 1st career Pro Bowl. Griffen posted back-to-back seasons with double-digit sacks and ranks 6th in the NFL with 22.5 sacks since the start of the 2014 season. Spelling Griffen and veteran DE Brian Robison (5.0 sacks) was Danielle Hunter, the youngest player in the NFL. Hunter, a 3rd-round selection out of LSU, ranked 2nd in the NFL for sacks by a rookie with 6.0. He posted the 2nd-most sacks on the Vikings and 5th-most by a rookie in team history. NT Linval Joseph was a dominant force in his 2nd year as a Viking, and he led the DL with 71 tackles.

Joseph (Week 9 vs. STL) and Griffen (Week 17 at GB) earned NFC Defensive Player of the Week honors. Hunter was named to the All-Rookie team by the PFWA. DT Tom Johnson continued to flourish in Minnesota and added 5.5 sacks. Since 2014, Johnson ranks 6th in the NFL in sacks by a DT with 12.0. 3rd year starting DT Sharif Floyd added 2.5 sacks and 37 tackles. The DL accounted for 30 of the 43 team sacks during the regular season. Only 5 RBs reached 100+ rushing yards in 2015. The defense ranked 5th in the NFL only allowing 19.3 points per game.

From 2008-14 Rodriguez would coach the LBs and special teams at his alma mater, Texas-El Paso.

During the 2013 season, the Miners' special teams unit was sparked by Autrey Golden, who under the direction of Rodriguez averaged 27.6 yards per kickoff return, which ranked 10th nationally, and tied for second nationally in KORs returned for TDs (2) and already holds the UTEP career record in that category with 4 TDs in his first 2 collegiate seasons. In 2011, LB Isaiah Carter finished with 54 tackles and was named All-Conference USA honorable mention, for the second-consecutive season.

The former Miner ranks in the top 5 among UTEP's all-time leading tacklers with 443 career tackles, including 33 TFLs. He led the Western Athletic Conference in tackles in 3-of-4 seasons with the Miners and was named the WAC Defensive Player of the Year following his senior season in 2004, after being credited with 121 tackles and 16 TFLs and was selected to play in the 2005 East/West All-Star Game.

In his professional playing career, Rodriguez spent time with the Carolina Panthers and Tennessee Titans (2005), before playing for Cologne in the NFL Europa (2006) and the Calgary Stampede of the CFL (2006-07).

A native of El Paso, TX, Rodriguez was a standout RB at Montwood High School, earning All-City Offensive MVP as a senior. Rodriguez and wife, Holly, have sons, Caleb and Jesse.

RODRIGUEZ' BACKGROUND

Player

2001-04 Texas-El Paso // LB

2006 Cologne Centurions // LB

2006-07 Calgary Stampeders // LB

Coach

2008-14 Texas-El Paso // LBs/Special Teams/Nickels

2015- Minnesota Vikings // Assistant Defensive Line



TONY SPARANO

IN MEMORIAM 10/7/1961 - 7/22/2018

"I LOVE TONY SPARANO. HE WAS A GREAT TEACHER, A GRINDER OF A WORKER AND HAD A TOUGHNESS AND FIGHTING SPIRIT THAT SHOWED IN OUR LINEMEN. HE WAS A GREAT HUSBAND, FATHER AND GRANDFATHER AND A GREAT FRIEND TO ME. THIS IS JUST SINKING IN FOR US BUT TONY WILL BE SORELY MISSED BY ALL." - MIKE ZIMMER - 7/22/18

"I AM AT A LOSS FOR WORDS WITH TONY'S SUDDEN PASSING. TONY LOVED THE GAME OF FOOTBALL AND HIS PLAYERS. MORE IMPORTANTLY, HE WAS A STRONG MAN OF FAITH WHO TREASURED HIS FAMILY. MY HEART IS WITH THE SPARANOS TODAY. AS AN ORGANIZATION WE WILL SUPPORT THEM IN WHATEVER WAYS WE CAN." - RICK SPIELMAN - 7/22/18

The Vikings family suffered a tragic loss prior to the start of the 2018 season when Tony Sparano unexpectedly passed away at the young age of 56. A man who was passionate about his work and driven to succeed, Sparano held an especially tender spot in his heart for his family and grandchildren.

Sparano is survived by his wife, Jeanette - sons Tony and Andrew, who each played football at Albany, and daughter, Ryan Leigh. Sparano and his wife also have 4 grandchildren, Tony, Gabriella, Mia and Gianna.

Sparano had a wealth of coaching experience and had worked with Mike Zimmer in the past. The pair shared a passion for teaching the game and getting the most out of their players. Zimmer shared a sideline with Sparano while both coached in Dallas under Bill Parcells from 2003-06.

Charged with rebuilding the offensive line in 2017, Sparano led a group that was instrumental in the success of the Vikings. The regular starting unit included players either new to the team or that moved positions. The quickness that they came together allowed the team to start the season fast and maintain production throughout the year. Offensively, the Vikings went from #32 in rush offense in 2016 to #7 in 2017 and from #28 in total offense to #11 en route to a 13-3 regular season, the NFC North title and a berth in the NFC Championship Game.

The new lineup performed well quickly and paved the way for several offensive players to have career years. The linemen gave the QBs protection and also established a force at the offensive line in the run game as team navigated injuries in the backfield to end the season with 3 RBs who carried the load at different times. The Vikings were #3 in the NFL with a 43.5% conversion rate on 3rd down and were #3 in the NFL, #1 in the NFC, with only 14 turnovers.

Sparano coached the Vikings linemen in 2016 when the unit was hit hard by injuries and a constantly changing lineup. The team did not have a lineman play in all 16 games and was forced to use 8 different starting combinations during the season.

Prior to the Vikings, Sparano coached TEs in San Francisco. The 49ers offense went through a myriad of changes throughout the preseason and regular season, but the TE group was a steady source of productivity.

Under Sparano's direction as interim Head Coach for the final 12 games of the 2014 season, the Raiders finished with a 3-9 record, including wins in 3 of their last 6 contests. Offensively for the Raiders, rookie QB Derek Carr became the only quarterback from the 2014 draft class to start each of his team's 16 regular season games.

In 2013, Sparano served as Oakland's assistant head coach/OL coach and tutored a shuffling unit that paved the way for 4 different players to rush for 100 yards in a game, becoming the first team to achieve the feat since 1978 (KC - five players).

Prior to joining the Raiders, Sparano served as offensive coordinator for the New York Jets in 2012, following a 4-year stint as head coach of the Miami Dolphins (2008-11).

From 2008-10, Miami posted a 15-9 record on the road, which was tied for the 3rd-best road record over that span. Under Sparano's guidance, WRs Brandon Marshall and Davone Bess combined for the most receptions by any duo in Dolphins history, while TE Anthony Fasano set career highs in receptions, yardage and touchdowns. In his 1st season as Miami's head coach, Sparano guided the Dolphins to an 11-5 record and the AFC East title, following a dismal 1-15 season in 2007. His 10-game improvement earned him 2008 NFL Coach of the Year honors by the NFL Alumni and the Pro Football Weekly/Professional Football Writers of America and is tied for the largest single-season improvement in wins in NFL history (Indianapolis Colts - 1998-99).

Sparano was a member of the Cowboys coaching staff from 2003-07, where he held several offensive positions, including



tight ends coach (2003-04), offensive line/run-game coordinator (2005) and assistant head coach/offensive line (2006-07). In 2004, Sparano helped develop TE Jason Witten into one of the league's best TEs. Witten hauled in 87 receptions for 980 yards and 6 touchdowns in his 2nd season to become the first Dallas tight end to make the Pro Bowl since 1995.

Sparano made the jump to the NFL after 5 years as head coach of his alma mater, Division II New Haven (1994-98), where he compiled a 41-14 record (.745) and 4 winning campaigns. He guided the Chargers to a pair of NCAA playoff berths. His 1st coaching position was at his alma mater from 1984-87 on the offensive line before a 6-year stint with Boston University coaching the Terriers' OL from 1988-89, before serving as offensive coordinator from 1990-93.

In 1997, his 12-2 New Haven club led the country in scoring defense (42.8 points per game) and ranked 2nd in scoring defense (11.6) before losing in the National Championship. In his final season at Boston University, his 12-1 program secured the Yankee Conference and advanced to the quarterfinals of the NCAA playoffs.

A native of West Haven, CT, Sparano was the starting center for the University of New Haven, playing for the club from 1978-81, helping the squad to its first undefeated season in school history in 1979. Sparano is a member of the New Haven Football Hall of Fame.

SPARANO'S BACKGROUND

Playing

1978-81..... New Haven // Center

Coaching

1984-87..... New Haven // Offensive Line
1988..... Boston University // Offensive Line
1989-93..... Boston University // Offensive Coordinator
1994-98..... New Haven // Head Coach
1999..... Cleveland Browns // Offensive Quality Control
2000..... Cleveland Browns // Offensive Line
2001..... Washington Redskins // Tight Ends
2002..... Jacksonville Jaguars // Tight Ends
2003-04..... Dallas Cowboys // Tight Ends
2005-06..... Dallas Cowboys // Offensive Line/Running Game Coord.
2007..... Dallas Cowboys // Asst. Head Coach/Offensive Line
2008-11..... Miami Dolphins // Head Coach
2012..... New York Jets // Offensive Coordinator
2013-14..... Oakland Raiders // Asst. Head Coach/Offensive Line
2014..... Oakland Raiders // Interim Head Coach
2015..... San Francisco 49ers // Tight Ends
2016-17..... Minnesota Vikings // Offensive Line



KEVIN STEFANSKI

QUARTERBACKS

COACHING EXPERIENCE: 14TH SEASON

NFL EXPERIENCE: 13TH SEASON

VIKINGS EXPERIENCE: 13TH SEASON

Kevin Stefanski enters 2018 as the longest-tenured coach on the Vikings staff, going into his 13th season with the club. Stefanski has coached QBs, TEs and RBs in his dozen seasons with the team. Stefanski is in his 2nd season coaching the Vikings QBs after working with the RBs in 2016 and the TEs in 2014 and '15.

In 2017 the Vikings won the NFC North, went 13-3, earned the #2 seed in the NFC playoffs and advanced to the NFC Championship Game against eventual Super Bowl LII champion Philadelphia. The Vikings dealt with upheaval at the QB position early in the season and turned a negative into a positive. Vikings QB Sam Bradford had the best game of his career in the 2017 opener vs. New Orleans and earned his 1st career NFC Offensive Player of the Week honors, throwing for 346 yards, 3 TDs and a 143.0 passer rating. Bradford suffered a knee injury vs. New Orleans and went on to play only 1 more game in the regular season as the club turned to backup QB Case Keenum. Keenum entered the season with a 9-15 record in 24 career starts, posting a 58.4% completion mark, a 78.4 passer rating and TD-INT ratio of 24-20 in his career previous to Minnesota. With the Vikings, Keenum went 11-3 notched a 67.6% completion mark, a 98.3 passer rating a TD-INT ratio of 22-7. Keenum was NFC Offensive Player of the Month in November and FedEx Air Player of the Week vs. Washington. Keenum's 67.6% completions was #2 in the NFL was the 4th-best in a season in Vikings history and his 98.3 rating was the 5th-best. Keenum posted 8 games with a 100+ passer rating to tie for 2nd-most in team history in a season and tied a team record with 10 games on the season without an INT. He had 6 games on the season without being sacked to set a team record and tied a team mark with 3 games during the campaign without a sack or INT. In only his 2nd start of the season vs. Tampa Bay (9/24/17), Keenum threw for a career-best 369 yards in a 34-17 win.

In his lone season coaching the RBs in 2016, Stefanski and the Vikings battled injuries along the offensive line and to RB Adrian Peterson that caused the runner to miss 13 games. The running game leaned on veterans Jerick McKinnon and Matt Asiata as the duo combined for 941 yards and 8 rushing TDs. McKinnon went to his roots and saw time as a wildcat QB in an effort to give the running game a spark and the team found a role for WR Cordarrelle Patterson to get involved in the ground game. McKinnon posted a career-best 43 catches on the season, nearly matching his career total (48) in the previous 2 seasons combined. McKinnon's team-high 159 carries on the year were only 6 behind (165) his previous 2 seasons combined total.

Under Stefanski's guidance, the TE unit enjoyed a successful 2015 campaign. TE Kyle Rudolph started all 16 games for the second time in his career and finished with a career-high 495 receiving yards. He scored a team-high 5 touchdowns and topped 100-yards receiving in a game (vs. Green Bay, 11/22) for the first time in his career. Stefanski also led 4th-year TE Rhett Ellison, who started 9 games, caught 1 TD and recorded a career-long 41-yard reception at Arizona (12/10). Rookie 5th-round pick TE MyCole Pruitt also had a contributing role on offense under Stefanski's tutelage, starting 3 games and catching 10 passes for 89 yards. The team opened in a 3-TE set twice during the final month of the season.

In Stefanski's 1st year tutoring the TEs in 2014, all 3 of the Vikings top TEs - Kyle Rudolph, Rhett Ellison and Chase Ford - caught TDs from Vikings QB Teddy Bridgewater on the season. The TE trio averaged 10.6 yards per catch and all 3 were in the starting lineup during the season.

Prior to overseeing the TE group, Stefanski served as the Vikings assistant QBs coach. Injuries led to Stefanski working with 3 different QBs who started at least 1 game during the 2013 season, with both Matt Cassel and Christian Ponder seeing action in 9 games. Cassel, in his 1st season with the Vikings, led the team with 1,807 yards, 11 TDs and an 81.6 passer rating.

Behind a season-best 123.4 passer rating, Cassel led the Vikings to their 1st victory of the season in his 1st start with the club vs. Pittsburgh (9/29/13) in London, England.

The Vikings 2012 season exceeded outside expectations by going 10-6 and earning a berth in the playoffs as a Wild Card. The team continued to develop throughout the season, and Ponder grew as a signal caller as the season went on. Ponder's improved play in the final month of the season was a key element of the Vikings going 4-0 down the stretch to earn a playoff spot. Ponder's career-best game came vs. Green Bay (12/30) in the regular season finale in a must-win situation to make the postseason. He set a career-best with a 120.2 passer rating and tied his career high with 3 TD tosses. Ponder did not throw an INT in the final 3 games and had 8 games during the season without throwing a pick. He notched a completion percentage of 70.0%+ in 5 games and had 4 games with a passer rating of 100+. Ponder became the 7th Vikings QB to win 10 games as the starter.

The 2010 campaign was challenging to the Vikings as injuries derailed any consistency the team could build. The Vikings started 3 different QBs, including rookie Joe Webb for the final 2 games of the regular season on the road. QB Brett Favre started the opening 12 games of his 20th NFL season before injuries severely limited him to 1 more start in the final 4 games. Veteran backup Tarvaris Jackson started 1 game against the NY Giants but suffered a season-ending injury in that contest. Webb relieved Favre in the 1st half of the Monday Night Football game vs. Chicago (12/20) and started the final 2 outings, engineering an upset win at NFC East champion Philadelphia. Webb became only the 2nd Vikings QB to win his 1st start as a rookie and ran for TDs in consecutive weeks.

In 2009, Stefanski had a hands-on role in one of the most successful offensive seasons in Vikings history. The team improved dramatically in the passing game and developed new playmakers in prominent roles. Stefanski and the offensive staff helped veteran free agent Favre mesh with the offense despite reporting to the team in mid-August.

PRIORITIZING PROTECTION

The 2017 Vikings enjoyed a 13-3 season, winning the NFC North and advancing to the NFC title game in large part because of the protection the line gave the Vikings QBs and the ability to convert on 3rd downs to keep drives alive, resulting in the 2nd-best time of possession in the NFL in 2017.

2017 NFL SACKS ALLOWED

Team	Sacks
Los Angeles Chargers	18
New Orleans	20
Atlanta Falcons	24
Pittsburgh Steelers	24
Jacksonville Jaguars	24
Oakland Raiders	24
Minnesota Vikings	27
Baltimore Ravens	27

2017 NFL 3RD DOWN CONVERSIONS

Team	3rd Down %
Atlanta Falcons	44.7
Pittsburgh Steelers	44.0
Minnesota Vikings	43.5

2017 NFL TIME OF POSSESSION

Team	T.O.P.
Philadelphia Eagles	32:41
Minnesota Vikings	32:26

2017 NFL FEWEST TURNOVERS

Team	Turnovers (Fumbles/INTs)
Philadelphia Eagles	11 (3/8)
New England	12 (4/8)
Minnesota Vikings	14 (6/8)

Stefanski spent 2006-08 working directly with then-Head Coach Brad Childress on administrative duties and special projects. Stefanski became acquainted with Childress during Philadelphia Eagles training camp in 2005 while working with the team's operations department.

Stefanski spent the 2005 season at his alma mater, the University of Pennsylvania, as assistant director of football operations. He coordinated all aspects of the Quakers' day-to-day operations of the football team.

A team captain as a senior in 2004, Stefanski was part of one of the most successful stretches in the history of the Quaker football program. The team won Ivy League titles in 2000, 2002 and 2003, and the squad went undefeated in league play during 2002 and 2003.

Twice honored as an Honorable Mention All-Ivy choice in 2002 and 2004, he was named Penn's Defensive Rookie of the Year as a freshman in 2000. During Stefanski's tenure, the squad posted a 42-7 overall record and a 32-3 mark in Ivy play. As a senior, the Quakers went 10-0 to become the 1st undefeated Penn team in a decade.

Stefanski holds a bachelor's degree in communications from Pennsylvania and attended St. Joseph's Prep in Philadelphia. The Stefanski family has made a name in athletics as Kevin's father, Ed, was a standout in basketball at Penn and works in the front office of the Detroit Pistons. He has previously held executive positions with the NBA's New Jersey Nets, Philadelphia 76ers, Toronto Raptors and Memphis Grizzlies.

Stefanski and wife, Michelle, reside in Edina with their children, Will, Gabe and Juliet.



ADAM ZIMMER

LINEBACKERS

COACHING EXPERIENCE: 13TH SEASON

NFL EXPERIENCE: 13TH SEASON

VIKINGS EXPERIENCE: 5TH SEASON

Adam Zimmer enters his 5th season as the Vikings LBs coach in 2018.

The 2017 Vikings 13-3 regular-season record was the 2nd best in the history of the franchise (15-1, 1998). Minnesota won the NFC North and hosted a Divisional Round Playoff game against Zimmer's former team, the New Orleans Saints, where the Vikings won on a walk-off, game-winning touchdown as time expired in the 4th quarter.

The Minnesota Vikings defense led the NFL in yards per game allowed (275.9) for the 1st time since 1993 and also led the league allowing 15.8 points per game in the regular season. The Vikings defense limited opponents to 83.6 rushing yards per game (2nd in the NFL) and 3.6 yards per rush (5th in the NFL). Minnesota held opponents to 192.4 passing yards per game, 2nd in the NFL, making them the only defense in the NFL to rank in the top 3 in both rushing yards per game and passing yards per game. The defense also held opponents to a 25.2% (51/202) 3rd-down conversion rate, the best mark in the NFL.

Zimmer's UCLA duo, Eric Kendricks and Anthony Barr led the team in tackles, having 136 and 98 (tied for 2nd), respectively. This is his third consecutive season Eric Kendricks has led the team in combined tackles. Kendricks finished the regular season setting career high with 87 solo tackles, 49 assisted tackles and 13 quarterback hurries. Kendricks had the lone defensive touchdown of the season vs. Cincinnati (12/17/17) returning an interception 31 yards for a score. He is tied for 2nd for most career interception return touchdowns (2) in team history by a linebacker, trailing only Rip Hawkins (3).

Anthony Barr has started all 58 games in which he has appeared. Barr was selected to Pro Bowl following the 2017 season, earning the honor for the 3rd consecutive year. He finished the regular season with 67 solo tackles, 31 assisted tackles, 9 tackles for loss, 1.0 sack, 14 quarterback hurries and 6 passes defended. Barr tallied his 2nd career interception, and first in the playoffs, in the Vikings Divisional Round victory over New Orleans (1/14/18).

2017 4th round pick Ben Gedeon was the only rookie defensive player stepping into the starting line-up for the

STEFANSKI'S BACKGROUND

Player

2000-04 Pennsylvania // DB

Coaching/Administration

2005 Pennsylvania // Football Operations

2006-08 Minnesota Vikings // Assistant to the Head Coach

2009-13 Minnesota Vikings // Assistant QBs

2014-15 Minnesota Vikings // TEs

2016 Minnesota Vikings // RBs

2017- Minnesota Vikings // QBs

Vikings. Gedeon made 9 starts in his 1st season with the Vikings. Gedeon, along with undrafted rookie Eric Wilson and Emmanuel Lamur made significant contributions on special teams.

The 2016 Vikings defense posted the highest ranking, #3 in the NFL, since 1993. The Vikings defense in 2016 ranked #5 in scoring defense, allowing 18.7 points per game and one Zimmer's top pupils, LB Anthony Barr, was named to his 2nd Pro Bowl following the season. Minnesota ranked tied for 4th in the NFL with 41.0 sacks on the season and tied for 7th in the NFL with 27 takeaways. The Vikings defense scored 4 TDs and a safety with LB Eric Kendricks taking home NFC Defensive Player of the Week honors for him season-opening game at Tennessee (9/11) when he had a 77-yard INT return TD.

The 2015 Vikings won the NFC North and hosted a Wild Card Playoff game, highlighted by a stingy defense that jumped to #5 in the NFL in points allowed at 18.9 after ranking #11 in 2014. Under Zimmer's watch, Barr elevated his game in his 2nd year in the NFL to become a Pro Bowl-caliber player and was the 1st Vikings LB to become a Pro Bowler since 2012 when Chad Greenway received Pro Bowl honors. Additionally, the Vikings 2nd-round selection, Kendricks, became the 2nd rookie in franchise history to lead the team in tackles (105 total tackles), a feat that was last accomplished by Rip Hawkins in 1961.

Not to be outdone by his younger counterparts, Greenway snared a Philip Rivers pass in the Vikings 31-14 win over the Chargers and returned the INT 91 yards to pay dirt. The 91-yard return was the 5th-longest INT return in team history and the 6th-longest INT return by a LB in NFL history.

3 of the top 5 tacklers for the Vikings during the 2015 campaign were the three starting LBs in Kendricks (105 tackles), Greenway (86 tackles) and Barr (80 tackles).

During his initial season with the Vikings, Zimmer helped Barr, who was the 9th-overall selection in the 2014 NFL Draft, splash onto the scene, leading the Vikings in tackles through the first 12 games before he was shut down for the season due to injury. Barr, who is relatively new to the position, having played FB for 2 years in college before switching to LB and immediately contributed, starting every game he played

in recording 99 tackles, 4.0 sacks, 2 forced fumbles and 3 passes defended. Barr's 99 tackles ranks as the 5th-most in team history among rookies. The UCLA product was named NFC Defensive Player of the Week in Week 8 after recording 8 tackles, 1.0 sack, 1 pass defended and stripping, recovering and returning a fumble 27 yards on the first play of OT for a game-winning TD at Tampa Bay (10/26/14).

In his 1st season as an NFL position coach, Zimmer saw contributions from across the board. Veterans Greenway and Jasper Brinkley started 12 and 11 games, respectively, and helped solidify an otherwise inexperienced group. Greenway totaled 115 tackles while Brinkley corralled 85. 2nd-year LB Gerald Hodges saw the first significant playing time of his young career, starting 7 games and amassing 73 tackles. Hodges scored the fastest defensive TD in team history by intercepting Geno Smith of the Jets and returning the ball 27 yards for a TD 12 seconds into the game. Audie Cole, who mainly played special teams throughout the year, made his lone start in the season finale and performed well, leading the Vikings in tackles with 14 in a defensive effort that held the Bears to 9 points.

Before joining the Vikings, Zimmer spent the 2013 season with the Bengals and has previously worked with New Orleans (2006-09) and Kansas City (2010-12).

In his lone season with the Bengals, Zimmer, who served as the assistant DBs Coach, helped lead one of the top secondaries in the NFL. Despite facing the 5th-most passing attempts in the NFL, the Bengals allowed the 4th-fewest passing yards. The 5.9 yards-per-passing attempt the Bengals defense allowed was the 2nd-best in the NFL, trailing only Seattle. There were 7 different Bengals defensive backs who recorded an interception, and the group finished with 14 total, which was more than 11 teams had total. The Bengals tied for 5th in the NFL with 20 INTs during the 2013 season.

A coach for 4 playoff teams in his 9 seasons in the NFL, including the Bengals in 2013, Zimmer was also a member of the New Orleans Saints coaching staff in 2009 when they defeated Indianapolis 31-17 in Super Bowl XLIV. Prior to joining the Vikings, all 3 teams he has been with have won a Division title, combining for 4 total.

Prior to joining the Bengals, Zimmer served as defensive assistant/assistant LBs coach for the Chiefs for 3 seasons. In 2012, his final season in Kansas City, Zimmer coached Tamba Hali, Justin Houston and Derrick Johnson to spots in the Pro Bowl. It marked the 1st time in Chiefs history that 3 LBs were named to the Pro Bowl in the same season. Houston finished the season 5th amongst NFL linebackers with 10.0 sacks. Hali and Johnson both earned Pro Bowl honors in 2011, the 1st time the Chiefs had sent multiple LBs to the Pro Bowl since 1972.

In Zimmer's 1st season with Kansas City, the Chiefs won

the AFC West title with a 10-6 record. Hali had one of the best seasons by a LB in Chiefs history, finishing with the 2nd-most sacks by a LB in franchise history (14.5). The Chiefs run defense improved in 2010, allowing 46.2 fewer rushing yards per game than they did in 2009, moving up from 31st in the NFL in 2009 to 14th in 2010.

Zimmer spent 4 seasons with the New Orleans Saints and added duties as the assistant LBs coach in 2009. During their championship season in 2009, the Saints defense had the 2nd-most takeaways in the NFL (39), and Jonathan Vilma earned Pro Bowl honors.

The Saints won the NFC South and advanced to the NFC Championship Game against Chicago in 2006. Zimmer's 1st season in the NFL. The 2006 season saw the Saints improve in both offensive yards allowed and offensive points allowed. The Saints gave up 51 fewer points and improved from 27th to 13th in the NFL in scoring defense. The Saints gave up 5 fewer yards per game and finished 11th in the NFL in yards allowed.

Zimmer was a safety for Trinity University in San Antonio, TX, from 2002-05 and graduated in 2006. Zimmer is the son of Vikings Head Coach Mike Zimmer, and 2018 marks the 6th season the father and son have worked together. Adam (1/13/84) was born in Ogden, UT while his father served as an assistant coach at Weber State University.

ZIMMER'S BACKGROUND

Player

2002-05 Trinity University (TX) // DB

Coach

2006-08 New Orleans Saints // Defensive Assistant

2009 New Orleans Saints // Assistant LBs

2010-12 Kansas City Chiefs // Assistant LBs

2013 Cincinnati Bengals // Assistant DBs

2014 Minnesota Vikings // LBs

VIKINGS DEFENSE SETS TONE FOR DIVISION CHAMPS

When Mike Zimmer and staff took over the Vikings for the 2014 season the club was coming off a 2013 season that saw the defense rank #31 in the NFL in total defense and passing defense. A renewed focus on rushing the passer and playing strong run defense resulted in the Vikings climbing to #1 in total defense in the NFL for 2017. The Vikings defense features All-Pro and Pro Bowl talent at all three levels and a nucleus of young standouts. Harrison Smith was a finalist for NFL Defensive Player of the Year and earned All-Pro honors along with Xavier Rhodes and Everson Griffen. The trio was joined on the Pro Bowl roster by DT Linval Joseph and LB Anthony Barr.

2017 NFL OFFENSIVE POINTS ALLOWED

Minnesota 243 points/15.2 ppg

Jacksonville 248/15.5

2017 NFL PASSING TDs ALLOWED

Minnesota 13

Buffalo 14

2017 NFL 3RD-DOWN CONV. ALLOWED

Minnesota 25.2%

Denver 31.6%

2017 NFL RUSHING YARDS ALLOWED

Philadelphia 79.2

Minnesota 83.6





MARK UYEYAMA

HEAD STRENGTH AND CONDITIONING

COACHING EXPERIENCE: 21ST SEASON

NFL EXPERIENCE: 11TH SEASON

VIKINGS EXPERIENCE: 2ND SEASON

Mark Uveyama enters his second season with the Vikings as Head Strength and Conditioning coach in 2018. In his first season with the Vikings the team went 13-3 and claimed the NFC North, while also making an appearance in the NFC Championship Game. The 13 wins are the 2nd-most in a regular season in Vikings history.

Uveyama joined the Vikings just prior to 2017 Training Camp so the 2018 offseason program will be the first for the players under his direction.

Before joining the Minnesota Vikings, Uveyama spent the past 9 seasons with the San Francisco 49ers, highlighted by the club's run to 3 consecutive NFC Championship Games and an appearance in Super Bowl XLVII against Baltimore.

Uveyama progressed during his tenure with the 49ers, spending his final 2 seasons as the club's Director of Human Performance (2015-16). He was the Head Strength and Conditioning Coach for the franchise from 2011-14 and Assistant Strength and Conditioning Coach from 2008-10. Uveyama was named Samson Equipment's NFL Strength & Conditioning Coach of the Year by American Football Monthly in 2011.

Uveyama will manage the strength and conditioning programs for all Vikings players and work in conjunction with the medical staff on rehabilitation for injured players.

Prior to joining the 49ers, Uveyama was Head Strength Coach at Utah State University from 2004-07. He is a University

of Utah graduate and worked as a student assistant strength coach for 2 years with the Utes. He moved on to a graduate assistant role at Utah State and then a graduate assistant position at Arizona State from 2001-03 while working on his master's degree. He earned his master's in higher and post-secondary education in 2003 from ASU.

As a student-athlete, Uveyama played football at Butte Community College in California before moving on to Northern State University in Aberdeen, SD. Uveyama and wife, Mary, reside in Eagan.

UYEYAMA'S BACKGROUND

Player

1994-95..... Butte Community College // DL

1996-97..... Northern State // DL

Coach

1998-00..... Utah // Strength and Conditioning Student Asst.

2000-01..... Utah State // Strength and Conditioning GA

2001-03..... Arizona State // Graduate/Coaching Assistant

2004-07..... Utah State // Head Strength and Conditioning

2008-10..... San Francisco 49ers // Asst. Strength and Conditioning

2011-14..... San Francisco 49ers // Head Strength and Conditioning

2015-16..... San Francisco 49ers // Director of Human Performance

2017-..... Minnesota Vikings // Head Strength and Conditioning



DERIK KEYES

ASSISTANT STRENGTH AND CONDITIONING

COACHING EXPERIENCE: 10TH SEASON

NFL EXPERIENCE: 7TH SEASON

VIKINGS EXPERIENCE: 2ND SEASON

Derik Keyes enters his 2nd season with the Vikings strength and conditioning staff. In 2017, Keyes helped the Vikings claim the NFC North title and make the club's first appearance in the NFC Championship since 2009. Prior to assuming his current position, Keyes held the same post with the Browns from 2013-16 and Texans in 2012.

During his time in Cleveland, Keyes worked directly with WRs and DBs, and while in Houston, he helped supervise weight training and focused on speed and agility development of players on injured reserve. Keyes served under the 2012 NFL Strength Coach of the Year, Cedric Smith, and helped the Texans claim an AFC South title in his lone season with the club.

In 2011, Keyes returned to his alma mater, Louisiana-Lafayette, where he worked as the director of strength and conditioning for men's and women's track and field, specifically sprinters and jumpers. While with the Ragin' Cajuns, Keyes also served as the director of football freshman development and assisted with Olympic sports.

As a graduate assistant strength and conditioning coach at South Alabama, Keyes helped develop workouts for several programs, including the football team. Keyes joined the

Louisiana-Lafayette coaching staff as an assistant strength and conditioning intern in 2009.

A 4-year letterman at S with the Ragin' Cajuns, Keyes earned Sun Belt 2nd-Team All-Conference honors, team Defensive MVP and the Hammer Award, given to the player who delivered the hardest hits of the season, as a senior. He earned a bachelor's degree in 2008.

A Laurel, MS, native, Keyes attended Lafayette (LA) High School and is a certified USAW Sports Performance coach and NSCA professional member.

KEYES' BACKGROUND

Player

2004-08..... Louisiana-Lafayette // Safety

Coach

2009..... Louisiana-Lafayette // Strength and Conditioning Intern

2010..... South Alabama // Strength and Conditioning GA

2011..... Louisiana-Lafayette // Asst. Strength and Conditioning

2012..... Houston Texans // Asst. Strength and Conditioning

2013-16..... Cleveland Browns // Asst. Strength and Conditioning

2017-..... Minnesota Vikings // Asst. Strength and Conditioning



CHAZ MAHLE

ASSISTANT STRENGTH AND CONDITIONING

COACHING EXPERIENCE: 13TH SEASON

NFL EXPERIENCE: 10TH SEASON

VIKINGS EXPERIENCE: 8TH SEASON

Entering his 8th Vikings season, Chaz Mahle is responsible for managing player workout programs during the offseason strength and conditioning program and throughout the season. In 2017 Mahle helped the Vikings win the NFC North for the second time in three years, and host the clubs first home playoff game in U.S. Bank Stadium.

In between stints interning with the Vikings, Mahle worked closely with the Stanford football program that capped the season with a Rose Bowl victory in 2012.

Mahle had his 1st stint with the Vikings during the 2010-11 seasons following a graduate assistantship at Bowling Green. As a part-time assistant with the Jacksonville Jaguars from 2006-07, Mahle received his 1st NFL experience. Mahle worked with the 2007 club that earned a Wild Card playoff berth following an 11-5 record in the regular season.

As a member of the St. Cloud State football team from 2001-

04, Mahle helped the Huskies win the North Central Conference in 2002 and earn a spot in the Division II playoffs in 2004. He graduated in 2005 with a degree in Physical Education. Mahle attended Blaine High School in the suburban Twin Cities and resides in Ham Lake with his wife, Ashley.

MAHLE'S BACKGROUND

Player

2001-04 St. Cloud State // Cornerback

Coach

2006-07 Jacksonville Jaguars // Part-Time Assistant

2008-10 Bowling Green // Graduate Assistant

2010-11 Minnesota Vikings // Strength and Conditioning Asst.

2012 Stanford // Sports Performance Assistant

2013-14 Minnesota Vikings // Strength and Conditioning Asst.

2015- Minnesota Vikings // Asst. Strength and Conditioning



ELLIS HILL

ASSISTANT STRENGTH AND CONDITIONING

COACHING EXPERIENCE: 6TH SEASON

NFL EXPERIENCE: 1ST SEASON

VIKINGS EXPERIENCE: 1ST SEASON

Ellis Hill enters his first year with the Vikings strength and conditioning staff and first year in the NFL after spending a little over a year at his alma mater, the University of South Alabama. During his time at South Alabama as an assistant strength and conditioning coach he helped plan and implement programs for football, helped train women's basketball and women's and men's cross country and track and field teams, while also implementing individualized and sport-specific injury prevention and performance enhancement programs.

Before returning to his alma mater, Hill interned at Alabama State University in Montgomery where he worked with several sports, including football. He also assisted with Muscle Beach a program that helped train injured football players return to play stronger and in shape.

In between his time spent in Alabama, Hill was a graduate assistant at Lamar University in Texas and an assistant strength and conditioning intern at Tulane University. At both institutions he worked primarily with the football team developing and implementing strength and conditioning programs and helping with injury prevention and performance enhancement. In addition to football, while at Lamar Hill also worked directly with baseball, cross country, women's soccer, men's and women's tennis, and men's and women's track and field.

A Mobile, Alabama native, Hill graduated from the University of South Alabama with a bachelor's in Sports Management where he was a member of the inaugural South Alabama football team and a part of their first recruiting class. He earned his master's in Kinesiology from Lamar University. Hill also has his Level I USAW certification.

HILL'S BACKGROUND

Player

2009-12 South Alabama // Running Back

Coach

2013 South Alabama // Strength and Conditioning Intern

2013-15 Lamar // Strength and Conditioning Grad. Asst.

2015 Tulane // Strength and Conditioning Intern

2015-16 Alabama State // Strength and Conditioning Intern

2017-18 South Alabama // Asst. Strength and Conditioning

2018- Minnesota Vikings // Asst. Strength and Conditioning



ERIC SUGARMAN

VICE PRESIDENT OF SPORTS MEDICINE/HEAD ATHLETIC TRAINER

NFL EXPERIENCE: 22ND SEASON

VIKINGS EXPERIENCE: 13TH SEASON

Eric Sugarman enters his 22nd NFL season and his 13th with the Vikings in 2018. This season, Sugarman has been promoted to the role of Vice President of Sports Medicine/Head Athletic Trainer. Sugarman has been part of 8 Division championship teams since 2000 and 10 playoff teams, winning 4 NFC North titles and making 5 playoff appearances with the Vikings.

Sugarman and his staff were recognized by their peers as the NFL's Athletic Training Staff of the Year for 2017 in an event held in conjunction with the annual Ed Block Courage Award gala, the highest honor for an NFL athletic training staff.

During his tenure with the Vikings, Sugarman and his staff have been instrumental in helping several players return from severe injuries by creating or enhancing rehabilitation protocols. During the 2012 offseason, Sugarman and his staff worked with RB Adrian Peterson on his remarkable comeback from a severe knee injury in late December 2011. Peterson returned to action for the 2012 season opener and went on to exceed all outside expectations by rushing for 2,097 yards, the 2nd-best season in NFL history, and earning NFL Most Valuable Player and Offensive Player of the Year honors in the NFL along with 1st-Team All-Pro and Pro Bowl recognition.

Sugarman's staff has overseen many complicated and unique rehab protocols including those of LBs Chad Greenway, Heath Farwell and E.J. Henderson, who suffered season-ending injuries in their careers but returned to earn Pro Bowl berths.

With the Vikings, Sugarman oversees the recognition, immediate care and rehabilitation of all injuries sustained. He and his staff implement and maintain proactive treatment and rehabilitation programs. Sugarman also oversees the Vikings nutrition program, where he works closely with the team chef and nutritionist. As the Vikings move into Twin Cities Orthopedics Performance Center for the 2018 season, Sugarman and staff were integrally involved in the design of athletic training facilities and the equipment in the state-of-the-art area.

The Vikings athletic training staff has broad-based experience in athletic training and has trained under some of the most respected professionals in their field. The staff prides itself on being proactive while using the most current evidence-based concepts, modalities and principles. All the athletic training staff members are Performance Enhancement and Corrective Exercise Specialists credentialed through the National Academy of Sports Medicine. The Vikings staff has been trained in the Advanced Graston technique, a patented form of instrument-assisted soft tissue mobilization that works to effectively break down scar tissue and fascial restrictions. The staff takes courses each off-season which have included myofascial release techniques, Kinesio Taping and most recently Blood Flow Restriction therapy. Sugarman has worked closely in the past with the Nike SSP team. This has allowed for the implementation of new sports vision training concepts. Sugarman also has a strong working relationship

with Starkey Hearing of Eden Prairie, allowing him to bring state-of-the-art hearing enhancement and ear protection to the team and staff.

Sugarman spent the 1997-99 seasons with the Chicago Bears and the 2000-05 campaigns with Philadelphia. Sugarman got his first taste of the NFL as a summer intern for the Bears' athletic training staff from 1993-95.

Sugarman earned his bachelor's degree in health and physical education with an emphasis in athletic training from West Chester University and went on to earn his master's degree in sports management at the University of Richmond. During his tenure at Richmond, Sugarman served as the graduate assistant athletic trainer for the Spiders football team and head athletic trainer for the Spiders' baseball squad. In 1994-95, Sugarman served as assistant athletic trainer at West Chester and worked as an instructor at the school. In 1996 Sugarman served as an athletic trainer in the Chicago Cubs organization.

Sugarman joined the Bears as an assistant trainer from 1997-99 before moving to the Eagles in a similar role in 2000. The Eagles were noted for progressive rehab programs. That athletic training staff played an integral part in helping Terrell Owens return from ankle surgery during the regular season in time for Super Bowl XXXIX.

Sugarman is an active member of the Professional Football Athletic Trainers Society. He serves on the Advisory Board of Orthology and is a member of Twin Cities Dunkers. Sugarman is an American Heart Association Basic Life Support, AED and First Aid certified instructor. In 2003 he received the PFATS' "Big Heart" award for saving the life of a fellow Eagles employee by performing CPR. In 2010, Sugarman and Vikings Head Coach Brad Childress were co-winners of the American Optometric Association's Eagle Award and in 2009 ESPN Magazine recognized him as the NFL's Most Irreplaceable Athletic Trainer. In 2011, Sugarman was inducted into the Hazleton, PA Area Sports Hall of Fame. In 2013, the Vikings were recognized with the Excellence in Aquatics Award by Hy-droWorx in honor of their progressive use of aquatic therapy.

In 2014, Sugarman helped to implement a program to provide certified athletic trainers for football players in 13 public Minneapolis and St. Paul high schools, servicing over 600 players for practices and games. The program, in partnership with Twin Cities Orthopedics and Tria Orthopaedic Center and with funding help from the Vikings and the National Football League Foundation, will help to ensure the safety and welfare of young players. Sugarman and his staff were awarded the Minnesota Athletic Trainers' Association Sports Medicine Enhancement Award for 2016 during the MATA Annual Meeting and Clinical Symposium for their role played in expanding access to certified athletic trainers for athletes at Minneapolis and St. Paul public high schools.

Sugarman and his wife, Heather, reside in Chanhassen, MN, with their sons, Jake and Ben.

2018 MINNESOTA VIKINGS SPORTS MEDICINE STAFF

Chris Larson, MD.....	Head Team Physician - Orthopedics
Chris Coetzee, MD.....	Team Physician - Orthopedics
Greg Lervick, MD.....	Team Physician - Orthopedics
Sheldon Burns, MD.....	Team Physician - Family Practice/Sports Medicine
David Olson, MD.....	Team Physician - Family Practice/Sports Medicine
David Haase, DC.....	Team Chiropractor
Jon Graves, DC.....	Sports Medicine Specialist
Tommy Olsen, DC.....	Sports Medicine Specialist
Rasa Troup.....	Nutritionist



TOM HUNKELE

COORDINATOR OF REHABILITATION/ASSISTANT ATHLETIC TRAINER

Tom Hunkele enters his 13th season as an assistant on the Vikings athletic training staff in 2018 as coordinator of rehabilitation/assistant athletic trainer. Hunkele and Vikings Director of Sports Medicine/Head Athletic Trainer Eric Sugarman previously worked together for 6 seasons with the Philadelphia Eagles. Hunkele assists in the evaluation and care of all injuries sustained and helps implement proactive treatment and rehabilitation programs for the athletes.

During Hunkele's tenure with the Eagles from 2000-05, he worked with NovaCare Rehabilitation as a staff physical therapist during the offseason and as an assistant with the team starting in the preseason through the remainder of the schedule. While working with the Eagles, Hunkele was part of Rick Burkholder's highly regarded staff and was exposed to some of the most progressive rehab programs and techniques at work in the NFL today.

Hunkele started in the athletic training field as a student at Duquesne, where he assisted with the athletic training staff for football during his undergraduate days. During the 1997 season, he was exposed to the NFL for the 1st time when he served as a season-long intern for the Pittsburgh Steelers who advanced to the AFC Championship to face eventual Super Bowl champs Denver.

Following his graduation in 1998 with a bachelor's degree in athletic training from Duquesne, Hunkele remained at the school to earn his master's in physical therapy. During graduate school, he served as a graduate assistant from 1998-2000 where he worked as head athletic trainer for the men's soccer, ice hockey and men's and women's tennis teams along with supervising student assistants. Hunkele is certified as a Performance Enhancement Specialist and Corrective Exercise Specialist by the National Academy of Sports Medicine. Hunkele is also a sports certified specialist through the APTA. In 2013, the Vikings staff was recognized with the Excellence in Aquatics Award by HydroWorx in honor of their progressive use of aquatic therapy. The Vikings staff was honored by their NFL peers as the Athletic Training Staff of the Year for 2017 as part of the annual Ed Block Courage Award gala.

Hunkele, a native of Reading, PA, and graduate of Holy Name High School, is a member of the National Athletic Trainers' Association along with being a licensed physical therapist in Minnesota. Hunkele is married to Rachel and the couple resides in Eden Prairie with their daughters, Zara and Zoe.



ROB ROCHE

ASSISTANT ATHLETIC TRAINER

Rob Roche brings a diverse athletic training background in pro football and collegiate athletics to the Vikings as an assistant on Eric Sugarman's staff.

Roche enters his 13th season with the Vikings in 2018 and assists with the evaluation and care of all injuries sustained and helps implement proactive treatment and rehabilitation programs for the athletes. Roche was a season-long intern with the Philadelphia Eagles in 2000 and during 2003-05 training camps, where he worked with Sugarman and Vikings assistant Tom Hunkele.

Before joining the Vikings, Roche spent 2001-06 working as an assistant athletic trainer at Swarthmore College where he provided medical coverage for the NCAA Division III program. Along with athletic training responsibilities, Roche was an approved clinical instructor for athletic training students.

Roche earned his bachelor's degree in health and physical education with an emphasis in athletic training from West Chester University in 1998. During his undergraduate tenure, he served an internship in athletic training at the school working with the football team. Following his graduation, Roche transitioned to the University of Illinois to earn his master's degree in kinesiology where he served as a teaching assistant in the kinesiology department and was a graduate assistant in UI's Rehabilitation Education Services. He earned his MS

degree in 2000.

During Roche's stint at Illinois, he was first exposed to the NFL as a training camp intern for the Chicago Bears in 1998 and 1999. His experience in pro football continued in 2000 when he was an assistant with the Frankfurt Galaxy in NFL Europe and in 2001 with the World Bowl IX champion Berlin Thunder. Continuing his education through experience, Roche volunteered for 2 weeks in summer 2003 with the U.S. Olympic Committee in Chula Vista, CA.

Roche is a member of the National Athletic Trainers' Association and the USOC Sports Medicine Society, has served on the Executive Board of the Pennsylvania Athletic Trainers' Society, is certified as a Performance Enhancement Specialist and Corrective Exercise Specialist by the National Academy of Sports Medicine. In 2013, the Vikings staff was recognized with the Excellence in Aquatics Award by HydroWorx in honor of their progressive use of aquatic therapy. The Vikings staff was honored by their NFL peers as the Athletic Training Staff of the Year for 2017 as part of the annual Ed Block Courage Award gala.

Roche, a native of Tamaqua, PA, and graduate of Marian Catholic High, is married to Melissa. The couple resides in Chaska, MN, with their sons, Patrick and Cameron.



DAVID JANTZI

ASSISTANT ATHLETIC TRAINER / PHYSICAL THERAPIST

David Jantzi enters his 2nd season as an assistant on the Vikings athletic training staff in 2018 as Assistant Athletic Trainer/Physical Therapist. He spent the 2016 season working with Twin City Orthopedics during the offseason and then joined the Vikings at the beginning of the 2016 season to assist the Vikings medical staff. Before joining the Vikings, Jantzi earned his first full time NFL position with the NFC North rival Chicago Bears. Jantzi assists in the evaluation and care of all injuries sustained and helps implement proactive treatment and rehabilitation programs for the athletes.

Jantzi started in the athletic training field as a student at the University of Nebraska, where he assisted with the athletic training staff for football during his undergraduate days. Following his graduation in 2003 with a bachelor's degree in athletic training, he went on to A.T. Still University's Arizona School of Health Sciences to earn his Doctorate degree in physical therapy. After graduation, he moved to Minnesota

where he worked for NovaCare Rehabilitation and gained his first NFL exposure by interning with the Vikings during the summer off season program from 2007-2010. He left NovaCare to become the Head Athletic Trainer for the Arena Football League's Chicago Rush in 2011-12, and later returned to Minnesota again to help provide game day coverage during the 2013 season. Jantzi is certified as a Certified Strength and Conditioning Specialist by the National Strength and Conditioning Association. Jantzi is also a certified in Level 2 dry needling. The Vikings staff was honored by their NFL peers as the Athletic Training Staff of the Year for 2017 as part of the annual Ed Block Courage Award gala.

Jantzi, a native of Wood River, NE, and graduate of Wood River High School, is a member of the National Athletic Trainers' Association along with being a licensed physical therapist in Minnesota. Jantzi is married to Sarah and the couple resides in St. Michael with their sons, Daxon and Rocco.



ALBERT PADILLA

ASSISTANT ATHLETIC TRAINER

Albert Padilla begins his 3rd season with the Vikings staff as assistant athletic trainer in 2018, after serving as a seasonal assistant athletic trainer for the club since 2013. Padilla has a broad background in athletic training and rehabilitation that enhances the Vikings player care programs.

Padilla will assist Eric Sugarman's staff with injury prevention, evaluation, treatment and rehabilitation and draw on his experiences and training as a licensed athletic trainer.

Padilla works with the team year-round as an athletic trainer, assisting the Vikings in all aspects of player care. His prior experience in the NFL includes a training camp internship with the Vikings in 2011 as an athletic training student.

Padilla earned his undergraduate degree in athletic training at Temple University, where he worked with football, men's basketball and men's lacrosse teams. He has a diverse background in college athletics while working as a graduate assistant athletic trainer at Temple University from 2012-2013.

He went on to earn his master's degree in exercise science from California University of Pennsylvania in 2014. Padilla is a member of the National Athletic Trainers' Association, a member of Iota Tau Alpha Athletic Training Honor Society, and a certified Corrective Exercise Specialist by the National Academy of Sports Medicine. The Vikings staff was honored by their NFL peers as the Athletic Training Staff of the Year for 2017 as part of the annual Ed Block Courage Award gala.

Padilla is a 15-year veteran of the United States Marine Corps, where he reached the rank of Captain. He served as a communications officer, providing support to logistics and combat operations during Operation Iraqi Freedom from 2007-2008.

Padilla is a native of Bronx, N.Y., and a graduate of South Bronx High. Padilla resides in Eden Prairie, MN with his wife, Maggie, and their sons, Alexander and Samuel.



Vikings Vice President of Sports Medicine/Head Athletic Trainer Eric Sugarman and staff were honored with the Professional Football Athletic Trainers Society award as the 2017 NFL Athletic Training Staff of the Year as voted on by their peers in the NFL.

STAFF



GEORGE PATON

VICE PRESIDENT OF PLAYER PERSONNEL/ASSISTANT GENERAL MANAGER

George Paton enters his 12th season with the Vikings in 2018, serving as the club's Vice President of Player Personnel/Assistant General Manager and working closely with General Manager Rick Spielman to oversee personnel decisions for the team.

The duo have a long professional history together, having worked on the personnel staffs in Chicago and Miami before joining forces again in Minnesota. Paton's primary focus is to coordinate scouting and personnel functions within the Vikings College and Pro Scouting departments and oversee year-round personnel transactions.

The Vikings have been aggressive with trades, free agent pickups and acquiring draft picks to build the core of the team moving into the future. In 2017, the Vikings set a club record with 11 choices in the 7-round era of the NFL Draft.

The 2017 team went 13-3 en route to the NFC North title and a berth in the NFC Championship Game against eventual Super Bowl LII champion Philadelphia. The 13 regular season wins is the 2nd-best total in Vikings history. The team was led by a mixture of first-year free agent additions and the development of draft picks and the Vikings own veteran players. The club had 7 players earn Pro Bowl recognition and 4 players named to the AP All-Pro teams- 3 of which were Vikings draft picks- Everson

DRAFTING AND DEVELOPING

Since the Vikings drafts have been led by Rick Spielman starting in 2007 the club has drafted 12 players who have earned Pro Bowl berths with the Vikings along with rookie free agent find Adam Thielen who came to the Vikings undrafted.

VIKINGS DRAFTED/UNDRAFTED PRO BOWLERS SINCE 2007

PLAYER/DRAFT ROUND/YEAR.....PRO BOWLS

Adrian Peterson/1st Rd./2007	7
Sidney Rice/2nd Rd./2007	1
Percy Harvin/1st Rd./2009.....	1
Everson Griffen/4th Rd./2010.....	3
Kyle Rudolph/2nd Rd./2011.....	2
Matt Kalil/1st Rd./2012	1
Harrison Smith/1st Rd./2012.....	3
Blair Walsh/6th Rd./2012.....	1
Cordarrelle Patterson/1st Rd./2013.....	2
Xavier Rhodes/1st Rd./2013.....	2
Adam Thielen/undrafted/2013	1
Anthony Barr/1st Rd./2014	3
Teddy Bridgewater/1st Rd./2014.....	1

Griffen, Harrison Smith and Xavier Rhodes and the 4th was a rookie free agent with the team- Adam Thielen. The offensive line featured a pair of new starters at the LT and RT spots in free agents Riley Reiff and Mike Remmers and All-Rookie C Pat Elflein, drafted in the 3rd round.

The 2015 Vikings leaned heavily on recent draft classes to go 11-5 and win the NFC North. The club had 3 draft picks named to the All-Rookie team - WR Stefon Diggs, LB Eric Kendricks and DE Danielle Hunter. Diggs became the 1st Vikings rookie to lead the team in receptions and Kendricks became only the 2nd rookie to lead the team in tackles and the 1st to do so since the 1961 expansion team.

In 2014, the Vikings drafted LB Anthony Barr (#9) and QB Teddy Bridgewater (#32), who earned Pepsi Rookie of the Year honors by fan voting and was named QB of the All-Rookie team. Barr started 12 games before being sidelined by injury and finished 4th on the team in tackles.

The 2012 Vikings benefitted from an influx of young talent and spurred the squad to a Vikings-record 7-win improvement over the previous season, finishing 10-6 and earning a Wild Card playoff berth. The Vikings landed 3 draft picks on the All-Rookie team- Matt Kalil, Harrison Smith, Blair Walsh- and a pair of rookies- Kalil and Walsh-garnered Pro Bowl honors.

The Vikings roster development through free agency, trades and the draft built the foundation for the back-to-back NFC North Champions in 2008 and 2009. The Vikings tied a team record with 10 players earning Pro Bowl berths in 2009, 5 were acquired by the draft, 4 by free agency and 1 via trade.

The 2009 team tied the 3rd-most wins in franchise history with a 12-4 mark in the regular season and advanced to the NFC Championship game for the first time since 2000.

Paton spent 6 seasons (2001-06) with the Miami Dolphins as Director of Pro Personnel. Paton began his career in the college and pro scouting departments of the Chicago Bears, rising to the position of Assistant Director of Pro Personnel in 2000.

A 4-year letter winner as a DB at UCLA from 1988-91, Paton was a part of a pair of Bruin bowl teams. He earned a bachelor's degree in history and went on to play in professional football leagues in Italy and Austria.

Paton (pronounced Payton) and wife, Barbara, have a daughter, Bella, and son, Beau.

THE EVOLVING SYMBOL OF THE NFL

The NFL shield, one of the most recognizable symbols in the sports world, underwent a stylistic upgrade during the 2008 off-season. The new font and design changes pay homage to the history of the League and the logo while turning an eye forward on the future. As the NFL enters its 99th season in 2018, the new shield symbolizes the progress of the league over those decades and the excellence that has laid the foundation for the modern NFL.

Adjustments to the logo include 8 stars representing the 8 Divisions in the NFL, and the design of the football reflects the design of the football atop the Vince Lombardi Trophy. The blue color is darker and bolder than past shields, and the shape has been refined over past versions.





RYAN MONNENS

DIRECTOR OF PRO SCOUTING

Ryan Monnens begins his 17th season in the Vikings scouting department in 2018 and his 6th season as the Director of Pro Scouting. Monnens oversees the Vikings pro scouting efforts and is responsible for scouting NFL players, advance scouting of opponents, assisting with the pro scouting database and scouting other professional leagues.

Monnens spent 8 seasons as a pro scout after 3 seasons as a pro personnel assistant. He joined the Vikings as an intern in 1998 and spent the following 3 seasons in public relations with the club.

Monnens played WR at St. John's University in Collegeville, MN (1995-97) under legendary coach John Gagliardi, the all-time winningest coach in college football history. During his tenure

at St. John's, the Johnnies won the Minnesota Intercollegiate Athletic Conference title in 1995 and '96, advanced to the NCAA playoffs, and posted a 25-6-1 record.

A Minnesota native, Monnens grew up in Richmond and attended Rocori High School. Monnens earned his bachelor's degree from St. John's in 1998. Monnens resides in Excelsior with his wife, Krissy, and their daughter, Olivia.



JAMAAL STEPHENSON

DIRECTOR OF COLLEGE SCOUTING

Jamaal Stephenson enters his 17th season with the Vikings in 2018 and enters his 5th season leading the club's college scouting operations. In Stephenson's tenure, 14 Vikings rookies have earned All-Rookie accolades and 2, Adrian Peterson and Percy Harvin, have been named NFL Offensive Rookie of the Year. In 2014 Teddy Bridgewater earned Pepsi NFL Rookie of the Year in fan voting. Since 2007, the Vikings have sent 5 rookie players to the Pro Bowl in their debut seasons- Cordarrelle Patterson (2013), Matt Kalil (2012) Blair Walsh (2012), Percy Harvin (2009) and Adrian Peterson (2007).

In 2009, Stephenson was promoted to Assistant Director of College Scouting after originally joining the club in 2002 as a college scout. Stephenson has worked closely with former college director Scott Studwell since joining the Vikings and took over the college department for the 2014 season.

Stephenson was recognized by the Fritz Pollard Alliance with the NFC Scout of the Year award for the 2012 season, presented during the 2013 Scouting Combine in Indianapolis.

Stephenson joined the Vikings in 2002 after spending 2 years with the Houston Texans. In May of 2000, he was hired as College Administrator for the Texans. During his

time in Houston, he was in charge of scouting areas of Texas, Oklahoma and Louisiana.

Prior to joining the Texans, Stephenson spent one year as a scouting assistant for the Washington Redskins. His duties included evaluations and producing scouting reports. In the spring of 1998, Stephenson coached defensive backs as a graduate assistant at UMass.

Stephenson is a native of Goldsboro, NC. He was a 2-time All-Ivy League honoree at Brown as a DB, and was also awarded the team's "Unsung Hero" Award. He earned his bachelor's in organizational behavior management in 1997, and his master's in sport management from Massachusetts in 1999. In 2003, Stephenson was selected to Brown's All-Decade Football Team for the 1990's. He was honored as part of the 125-year anniversary celebration of football at Brown University.

Stephenson and his wife, Emily, have sons, Noah and Julian, and a daughter, Gabrielle.



KELLY KLEINE

COORDINATOR OF COLLEGE SCOUTING

Entering her 7th season with the Vikings and 6th within scouting, Kleine has become an integral part of the operations for the Vikings personnel department.

Kleine's responsibilities on the pro scouting side include assisting with weekly scouting advances as well as compiling special teams advances for the coaching staff, among other operational duties. For college scouting duties, Kleine coordinates all off-site scouts, schedules and facilitates all pre-draft visits, manages and distributes college film. Kleine attends and assists the Vikings scouting tasks at multiple college pro days.

Prior to joining personnel, Kleine spent 2012, her 1st year with the organization, as an intern with the public relations department while a senior at the University of Minnesota. Kleine, who holds a bachelor's degree in sport management, hails from Sheboygan, WI and resides in Minneapolis.



SCOTT STUDWELL

COLLEGE SCOUT/REGIONAL

A key part of the Vikings for over 40 seasons in different capacities, Scott Studwell enters the 2018 season working with the Vikings college scouting efforts as a regional scout after serving from 2002-13 as Director of College Scouting.

Studwell is in his 5th decade (1970s-2010s) with the team and is one of the most enduring figures in Vikings history. He begins his 41st season with the club in various roles in 2017. Studwell retired from his 14-year playing career after the 1990 season (1977-1990) and spent a year as the Vikings Assistant to the President/Player Relations in 1991 before being named the Player Personnel Coordinator from 1992-2001 and named Director of College Scouting in 2002.

Studwell's place in team history was immortalized in 2009 when he was inducted into the Vikings Ring of Honor. A member of the Vikings' 25th, 40th and 50th Anniversary All-Time Teams, Studwell holds team records for tackles in a career (1,981), season (230 in '81) and game (24 vs. Detroit in '85), as well as solo tackles in a career (1,308). No other player in Vikings history has over 1,500 career tackles. In addition, Studwell is one of only five Vikings to play 200+ career games. He also played in 12 playoffs contests, including NFC Championship Games following the '77 and '87 seasons. In '87 and '88 Studwell was voted to the Pro Bowl. In '89 he was named 2nd-team All-NFC by United Press International. He also was

Minnesota's recipient of the Ed Block Memorial Courage Award in '87. After earning the starting MLB job in '80, Studwell led the Vikings in tackles the next 6 seasons. He also was the team's leading tackler in '88 and '89. Studwell, who tied for the team lead in fumbles recovered three times ('82, '86, '88), finished his NFL career with 15 FRs and 11 INTs.

Drafted by Minnesota in the 9th round from Illinois in '77, Studwell finished his collegiate career as the school's second all-time tackler (342) behind Dick Butkus (374). In '76 Studwell recorded 177 tackles to surpass Illinois' season record, formerly held by Butkus. As a senior Studwell recorded 23 tackles against Purdue to tie the school's single-game record.

Studwell was named to Illinois' All-Century Team, joining Butkus and Ray Nitschke as the linebackers on that squad. Studwell earned 2nd-team All-America and 1st-team All-Big Ten honors in '76, and 2nd-team All-Conference mention in '75. Studwell also was the team's co-captain and co-MVP in '76.

A native of Evansville, IN (8/27/54), John Scott Studwell starred at Evansville High School. In 2001 Studwell was elected into the Indiana Football Hall of Fame. He majored in commerce at Illinois. During his playing career, he sat on the Board of Directors of the Boys and Girls Clubs of Minneapolis. Scott and wife Jenny have two daughters, Jessie and Samantha, and a son Jack along with grandchildren Janie, Penny and J.J.



FRANK ACEVEDO

COLLEGE SCOUT/AREA

A veteran evaluator with a track record of success, Frank Acevedo enters his 17th season with the Vikings in 2018 and his 24th season in the NFL. Acevedo joined the Vikings after 7 seasons with the Kansas City Chiefs' personnel department and serves the Vikings as a College Scout/Area with coverage of the Midwest and Central Regions.

Acevedo spent 5 seasons as Kansas City's area scout covering the Big 12 region. Prior to being an area scout with the Chiefs he was an assistant in the club's personnel department.

Before joining the Chiefs personnel department, Acevedo

was RBs coach at Missouri Western in 1994 and '95. Acevedo was an assistant coach at San Francisco State, from 1985-89.

Acevedo played DB for two seasons at San Francisco State after transferring from Palomar Junior College. He was a team captain at SFSU as a senior and also earned All-Northern California Athletic Conference honors.

Born in Escondido, CA, Acevedo attended San Pasqual High School and went on to earn his bachelor's degree in physical education from SFSU. He and his wife, Phoebe, have a daughter Estella and a son, Antonio.



JAKE ESSLER

COLLEGE SCOUT/BLETSO

Jake Essler begins his 2nd season with the Vikings personnel department and enters his 1st season as the club's BLETSO Scout. His primary responsibility is to create early stage evaluations by evaluating NFL level talent college players in the Midwest region. Essler will focus on finding draft eligible talent in schools in the FBS, FCS, Division II and Division III programs.

Essler started with the Vikings as a scouting intern during the 2017 season where he helped assist both pro scouts and college scouts evaluate players. Before joining the Vikings

the Spicer, MN native coached running backs at St. John's University and the University of Minnesota-Duluth.

The 2014 graduate of St. John's in Collegeville, Minnesota suited up for 23 games as running back and return specialist for the Johnnies from 2010-13. In 2012, he played in all 10 games and was named All-MIAC honorable mention. Essler earned his Masters of Education from the University of Minnesota-Duluth in 2017. He is single and resides in Minneapolis, MN.



REED BURCKHARDT


PRO SCOUT

Reed Burckhardt enters his 10th season with the Vikings and 2nd as a Pro Scout in 2018. He previously covered the Northeast/Atlantic Region of the country as a College Scout/Area for the Vikings after spending 2 seasons as the club's Blesto Scout. Over the past few seasons, Burckhardt has gained experience within the franchise in several areas.

Burckhardt began with the Vikings as an intern in the operations department in 2009, interned with the Vikings scouting department in 2010 and grew into a full-time role with the team. His background in football included his tenure as a 3-year letterwinner as a backup QB at South Dakota State as the team transitioned from a Division II squad to Division I FCS (Division I-AA). The Jackrabbits capped their transition by winning the 2007 Great West Football Conference title. Following his play-

ing career at SDSU, Burckhardt worked with the football staff in a part-time role with recruiting and assisted coaching the linebackers. He graduated in 2008 with a degree in business.

Burckhardt attended Russell-Tyler-Ruthton High School in rural Southwestern Minnesota where he was a football and basketball standout. He comes from a strong sports family. His father, Keith, was an assistant high school football and basketball coach for 11 seasons, highlighted by Russell High's 3 straight trips to the state 9-man football tournament, winning the state title in 1979. Burckhardt is single and resides in Minneapolis.



BLAINE GRAMER

COLLEGE SCOUT/AREA

Blaine Gramer begins his 4th season in the Vikings personnel department in 2018 and enters his 2nd season as the club's BLESTO Scout. In his role he creates early stage evaluations on NFL level talent by evaluating college players in the Midwest region. Gramer focuses on finding draft eligible talent at schools in the FBS, FCS, Division II and Division III programs.

Gramer served as a personnel intern for the Vikings in the 2015 and 2016 seasons. He began with the Vikings as an intern in the operations department in 2013. While in operations he

assisted in the setup of training camp, team logistics, transportation and other day-to-day operations.

A 2014 graduate of the University of Minnesota, Gramer earned his bachelor's degree in finance while working as a Student Equipment Manager for Gopher Football. A Minnesota native, Gramer grew up in Moorhead and attended Moorhead High School. He is single and resides in Hopkins, MN.



SEAN GUSTUS

COLLEGE SCOUT/AREA

Sean Gustus joins the Vikings in 2018 serving as a College Scout/Area, working in the Southeast region of the country.

Gustus is an experienced scout who comes to the Vikings from the Los Angeles Rams where he scouted the same region. Prior to his 4 years with the Rams, Gustus worked on the scouting staff of the Philadelphia Eagles for 8 seasons. Gustus got his first experience in scouting with the New England Patriots in 2002 and 2003 as a college scouting assistant. He worked

as a quality control assistant with the Patriots both seasons, assisting the offense and special teams during his tenure.

A 2-year starter at QB for the University of Richmond, Gustus earned his degree in health and sports science from the school. He and wife, Sherri, have 4 children- Trinity, Lanez, Cheyenne and Savannah, and reside in Huntingtown, MD.



KEVIN MCCABE

COLLEGE SCOUT/AREA

Kevin McCabe enters his 17th season in college scouting with the Minnesota Vikings, working in the Western and Southwestern portions of the country.

McCabe came to the Vikings from the St. Louis Rams where he spent 8 years in college scout-ing, from 1994 to 2001. During his tenure with the Rams, the team, known as "the greatest show on turf," fielded one of the most potent offensive attacks in the history of the NFL. In 1999 the Rams went 13-3 in the regular season and won Super Bowl XXXIV over Tennessee. In 2001, St. Louis posted a 14-2 regular season mark and returned to play in Super Bowl XXXVI against New England. In his final three seasons with St. Louis, the Rams amassed a 37-11 regular-season record, won the NFC West title twice (1999, 2001) and finished as the Division runner-up in 2000.

McCabe began his career in 1985 as an assistant coach at his alma mater, John Muir High School in Pasadena, CA where

he coached OL and DL on back to back CIF championship teams. McCabe moved to the college ranks in 1990, as strength and conditioning coordinator and offensive line coach at Pomona-Pitzer College. He stayed at the school until 1994, when he joined the Rams personnel department. In 1993, McCabe spent the summer coaching overseas for the East City Giants in Helsinki, Finland.

McCabe is a native of Pasadena, CA and earned a bachelor's degree in political science in 1985 from Princeton University, where he was a two-year letterman for the Tiger football team. Kevin and his wife, Anne, have sons, Torin and Keenan, and a daughter, Katherine. The family resides in Woodland, CA.



PAT ROBERTS

COLLEGE SCOUT/REGIONAL

In his 6th season with the Vikings in 2018, Pat Roberts brings a wealth of experience in the scouting field to the team and will serve as a College Scout/Regional for the club, covering the East and Southeast Region. Roberts spent 8 seasons with the Cleveland Browns from 2005-12 and originally entered the NFL in 1998 with Chicago and served in a variety of roles with the team. Roberts began with Cleveland as a national scout from 2005-08 before advancing to Director of College Scouting in 2009 and on to Senior National Scout from 2010-12.

Roberts was an in-house scout for the team in 1998 and spent 1999-2003 as the Bears' Northeast Area Scout before

moving to the Southeast Area in 2004. Prior to joining the Bears, Roberts served briefly as the head strength coach and offensive line coach for Division III Millsaps College in Jackson, MS. His coaching career began at his alma mater, DePauw University in Indiana, where he coached RBs in 1995 and offensive line in 1996-97. Roberts was an offensive guard from 1991-94 while earning a degree in exercise science in 1995.

Roberts and wife, Allison, have a daughter, Sophia, and son, Ryder.



MIKE SHOLITON

COLLEGE SCOUT/REGIONAL

Mike Sholiton returns for his 15th season with the Vikings in 2018. He comes to the team with a wealth of football experience. Sholiton will serve as a Vikings College Scout/Regional to find college talent for the team in the West.

Sholiton is in his second stint in the NFL after working as an intern with the scouting, video and community relations departments of the St. Louis Rams from 1997-2000. He was a member of the 1999 Rams staff when the team won Super Bowl XXXIV over Tennessee. While working with the Rams scouting department, Sholiton maintained draft boards and collected scouting reports while evaluating and profiling draft eligible seniors for the 1999 Draft.

Sholiton came to the Vikings after 4 seasons with Fresno State where he served as Football Operations Coordinator for

the Bulldogs. During his tenure with Fresno State the team climbed the national charts and posted one of the most successful stints in school history. The Bulldogs went 36-18 in his four seasons with the program and played in four straight bowl games, including wins over Georgia Tech and UCLA in the 2002 and 2003 Silicon Valley Football Classics respectively.

A native of Cleveland, Sholiton was a four-year letterwinner as a receiver and punt returner at Washington University in St. Louis. He earned his bachelor's degree in marketing in 2000 and went on to earn a master's in kinesiology from Fresno State in 2001. Sholiton and wife, Ashley, have a son, Brett, and daughter, Bonnie. The family resides in San Antonio.



SCOTT KUHN

DIRECTOR OF ANALYTICS/PRO SCOUT

Scott Kuhn returns for his 12th season with the Vikings in 2018 and his 3rd as Director of Analytics/Pro Scout, where he will oversee research analysis and project development, and continue in his role as a Pro Scout.

Kuhn works in conjunction with scouting, football, medical and strength and conditioning staffs on projects. He will serve as the primary analyst on draft history, roster construction and player performance. Kuhn directs football analysis for game play and team tendencies along with coordinating XY (Zebra) data analysis. Kuhn will work with Vikings IT to build user interfaces based on analytics discovery.

Kuhn worked with Miami as College Scouting Coordinator for his final 5 seasons. He joined the Dolphins in 2000 as a Player Personnel intern and rose within the organization during his tenure. While in Miami, Kuhn worked closely with Vikings General Manager Rick Spielman and Assistant GM George Paton.

A 1997 graduate of Kansas State University, Kuhn holds a degree in anthropology. He is a native of Topeka, KS and attended Hayden High. Kuhn is married to Rita Kuhn with children Alex, 19 and Julia, 16.



JEREMY GRAY

PRO SCOUT

Jeremy Gray returns for his third stint with the Minnesota Vikings in 2018 where he will be a Pro Scout. Gray spent the 2017 football season at UCLA as a graduate assistant coach and worked primarily with the wide receivers corps. He helped coach 3 WRs to 50+ receptions and over 500 yards receiving, including a 2018 5th round pick, Jordan Lasley, for the Baltimore Ravens, a top-10 receiver in yards (1,264).

In 2016 as a player personnel assistant for the Vikings Gray evaluated NFL and CFL team rosters for free agency and collegiate rosters in preparation for the draft. During the season he helped construct weekly special teams scouting reports for the coaching staff and assisted with offensive and defensive scouting advances. During the summer of 2015, Gray interned

with the Vikings helping scout WRs and LBs during training camp.

A three-time football letterman at Southern Methodist University, Gray suited up at defensive back for 33 career games, playing all 13 games in 2012. After graduating from SMU he became a graduate assistant working primarily with defensive backs and helping assist the defensive coordinator with game planning.

The Lubbock, Texas native earned both his bachelor's and master's from SMU in Sport Management graduating in 2013 and 2016 respectively. He is the son of Vikings defensive backs coach Jerry Gray and currently resides in Eagan, MN.



CHISOM OPARA

PERSONNEL CONSULTANT

Chisom Opara is in his first season with the Vikings in 2018 and works with the club as a Personnel Consultant, assisting in player scouting and evaluations. Opara has a wealth of experience in NFL personnel, having worked in Cleveland from 2005-17, climbing to Director of Player Personnel.

Opara joined the Browns after spending the 2004 season as a player personnel assistant with the Baltimore Ravens, where he served as an in-house scout and prepared special teams scouting reports, as well as scouting local colleges.

Opara originally signed with Baltimore as an undrafted free agent WR in 2003 and went to training camp with the team before being waived at the end of camp. Opara went back to school and graduated from Princeton in 2004 with a bachelor of arts in politics.

Opara played collegiately as a WR at Princeton and finished his career 2nd all-time in receiving yards (2,198) and 3rd in receptions (154). A native of Baltimore, he served as team captain his senior year and was a 2nd-team All-Ivy League selection.



CONRAD CARDANO

PERSONNEL CONSULTANT

Conrad Cardano is in his 3rd decade with the Vikings in 2018, joining the team in 1987 after a successful stint in collegiate coaching and working in scouting for Blesto. Cardano is in his 4th season as a Personnel Consultant for the Vikings after 25 years on the road scouting for the club.

Since joining the Vikings, Cardano has helped build a team that has made the playoffs 14 times, including NFC Central/ North titles in '89, '92, '94, '98, '00, '08 and '09. The team has played in 4 NFC Championship Games during his tenure.

Prior to joining the Vikings, Cardano worked for 3 years (1984-86) for the Blesto Scouting Combine. From 1981-83 he coached at Eastern Kentucky, which won the Ohio Valley Conference title each of his 3 seasons. The Colonels captured the NCAA Division I-AA championship in '82, when they went

13-0. Cardano joined Eastern Kentucky after 2 seasons (1979-80) overseeing WRs at Marshall. His first collegiate coaching job came as offensive coordinator at Catholic University from 1975-78. Cardano coached 2 years at Tuscola High in Waynesville, NC and Dover-Sherborn High in Dover, MA.

Cardano played quarterback for the Hagarstown Bears of the Seaboard Pro League from 1972-73. Cardano played QB at Western Carolina from 1967-70.

Born in Washington, DC, Cardano attended Bladensburg (MD) High School. He earned his bachelor's degree in health and physical education at Western Carolina. In 1982 Cardano received his master's in education administration and supervision from Bowie State College in Maryland. His wife's name is Gloria. Cardano has two sons – Christopher and Anthony.



PAUL WIGGIN

PERSONNEL CONSULTANT

In almost five decades as a player, coach and administrator in the National Football League, Paul Wiggin has been closely linked with the success of several teams.

In his role as a Vikings Personnel Consultant, Wiggin works with the department that is responsible for the evaluation all NFL players and advance scouting of the Vikings' upcoming opponents.

Wiggin first joined the Vikings in 1985 as defensive line coach in Bud Grant's final season as head coach. Wiggin coached the Vikings linemen from '85-91 under Grant and head coach Jerry Burns. He oversaw a line that featured future Hall of Fame DE Chris Doleman and All-Pro DT Keith Millard, who posted 21.0 and 18.0 sacks respectively in 1989, earning Millard NFL Defensive Player of the Year.

Wiggin's career included head coaching jobs at his alma mater, Stanford, from 1980-83 on a team that included John

Elway and Darrin Nelson. From 1975-77 Wiggin was head coach of the Kansas City Chiefs. His coaching career started in 1968 with the San Francisco 49ers defensive line.

As a standout DE for the Cleveland Browns from 1957-67, Wiggin never missed a game, playing in 146 straight. He earned Pro Bowl starts in 1965 and '67 and was named to the Browns all-time team. In 2008 he was inducted as a Cleveland Browns Legend, honoring the top players in franchise history. A 2-time All-American at Stanford, Wiggin was inducted to the College Football Hall of Fame in 2005. He has bachelor's and master's degrees from Stanford.

A native of Modesto (CA), Wiggin attended Manteca Union High. He and his wife, Carolyn, have three children and eight grandchildren.



JERRY REICHOW

PERSONNEL CONSULTANT

Jerry Reichow has seen the growth and development of the Minnesota Vikings with a front row seat since the team first took the field as a raw expansion outfit.

A standout player on the debut Vikings team in 1961, Reichow has worked over four decades with the team in a variety of personnel roles.

Reichow's eye for talent has played a key role in the success of the franchise and he has worked with all seven head coaches in Vikings history.

Reichow began in the Vikings front office in 1966 as Director of Player Personnel. He moved on to be Director of Football Operations in 1975 and Assistant General Manager, National Scouting in 1992. Reichow was a key contributor to the Vikings draft process throughout his career and the team developed a reputation for finding talent hidden in late rounds of the draft.

Originally joining the team in 1961 in a trade from Washington, Reichow played 1961-64 for the Vikings. He led the team in receiving in 1961 and '62, joined Hugh McElhenny in '61 as the first 2 Pro Bowlers in team history and his 11 TD catches '61 stood as the team record until Cris Carter broke it in 1995.

Reichow entered the NFL as a 4th-round pick in 1956 by Detroit, helping the Lions to the 1957 NFL title. Reichow was the 1955 Iowa Hawkeyes MVP. He left school as the school record holder in total offense and played in the Shrine Bowl and Senior Bowl as a senior. On the hardwood, Reichow helped the team to the Final Four in 1955.

A native of Decorah, IA, Reichow and his wife, Carolyn, have three children.



BUD GRANT

CONSULTANT

Bud Grant holds a prominent place in the history of the Vikings franchise but also in the state of Minnesota. An icon of the sport and the team, Grant and the Vikings were synonymous for his 18 seasons as head coach of the club.

Grant retired as the winningest head coach in team history following the 1985 season, capping a career that would be honored with induction into the Pro Football Hall of Fame in 1994, making him the first person inducted into Canton and the Canadian Football Hall of Fame (1983). Grant's place among the giants of the game is marked by an NFL career regular season record of 158-96-5, winning 11 division titles and making 12 playoff berths in his 18 seasons leading the Vikings, capped with 4 Super Bowl berths. Grant won 290 total games in the NFL and CFL. Adding to his many honors throughout his career, the City of Minneapolis re-named a street adjacent to the new Vikings stadium as Bud Grant Way on December 1, 2014 and Grant was honored by the State of Minnesota when September 2, 1984 was declared Bud Grant Day. Grant's CFL coaching legend was immortalized in 2014 when a statue of him was unveiled at Winnipeg's new football stadium.

Grant's coaching career began in the CFL in 1957 with the Winnipeg Blue Bombers. Grant moved to the sideline for 10 seasons (1957-66) immediately after retiring as a player for the Blue Bombers from 1953-56 where he played both ways as a WR/DB and was a Western Conference All-Star 3 times. As a coach in Canada, Grant led Winnipeg to the Grey Cup 6 times, winning the title 4 times- 1958, '59, '61, '62.

During a playoff game against Saskatchewan, Grant snared 5 INTs to set a pro football record for a game. He entered pro football as a 1st-round draft pick with the Philadelphia Eagles

where he played for 2 seasons in 1951-52, ranking 2nd in the NFL in receiving in 1952. Grant had a 203-yard receiving day against the Dallas Texans in 1952 that still ranks as the 4th-best day in Eagles history. He was the 2nd-leading receiver in the NFL in 1952 before moving on to Winnipeg for the final 4 seasons of his pro football playing career.

Despite his many connections to Minnesota, Grant is a native of Superior, WI and graduate of Superior High. Upon graduation in 1945 he enlisted in the Navy and spent his basic training at Great Lakes Naval Station in Chicago where he played on a base football team coached by fellow Hall of Famer Paul Brown. Grant enrolled at the University of Minnesota where he would be a 3-sport standout in football, basketball and baseball, garnering 9 total varsity letters with the Gophers. He twice earned All Big Ten honors in football (1948, '49), was recognized as the team MVP and captain in both football and basketball for the Gophers, earning team MVP in basketball in 1948 and football in 1949. In 1950, Grant was honored as the Minnesota Athlete of the Half Century. He was sought after as a pro athlete, being drafted in the 1st round of the 1950 NFL draft, #14 overall, by the Philadelphia Eagles and also by the NBA's Minneapolis Lakers. He won a pair of NBA titles with the Lakers in 1950 and '51 before turning to football where he played in 1951 and '52 for the Eagles.

The Grant family is prominent in Minnesota in many areas. The matriarch of the Grant family, Bud's wife of 59 years, Pat, passed in the spring of 2009. Grant has 6 children, 19 grandchildren and 10 great-grandchildren, all of which live in the Minnesota area.



FRED ZAMBERLETTI

CONSULTANT

Fred Zamberletti has a long and storied history with the franchise and has had a hands-on role in building of the Vikings franchise from an expansion club in 1961 to a team that has become ingrained in the fabric of life of the Upper Midwest. Zamberletti had a streak being on hand for 1,049 consecutive Vikings games, dating to the start of the franchise in 1961, snapped in 2011 at Washington, but he bounced back to start a new streak the following week in the 2011 finale vs. Chicago.

Zamberletti has earned the respect and trust of countless players and staff during his tenure with the Vikings. In his time with the team Zamberletti has been a friend, brother, father figure and mentor to countless players, coaches and co-workers. When the team held Fred Zamberletti Day on December 20, 1998 before kickoff of the Vikings-Jacksonville Jaguars game, over 100 Vikings alumni turned out to celebrate with him. To the media he's known as "Trainer for Life." Former head coach Bud Grant acknowledged him as the "Cornerstone of the Vikings" and former General Manager Mike Lynn referred to Fred as "Mr. Viking." The players with respect and admiration refer to him as "The Man." To his friends and compatriots he is known as "The Voice of Reason." Zamberletti was the Head Trainer from 1961-98, Coordinator of Medical Services from 1999-2001 and currently Senior Consultant.

A successful entrepreneur and a man of deep religious beliefs, Zamberletti was a 1st Lieutenant in the U.S. Infantry. Following his graduation from the University of Iowa he served as chief physical therapist at Hibbing General Hospital in 1959 and head athletic trainer at the University of Toledo in 1960 before joining the Vikings at the team's inception in 1961.

Zamberletti is a native of Melcher, IA, and in addition to numerous professional awards he was inducted into the Minnesota Athletic Trainers Hall of Fame and was chosen Professional Athletic Trainer of the Year in 1986 by the Drackett Company of Cincinnati. He and the Vikings staff earned the 1996 NFL Athletic Training Staff of the Year. In 1999 he earned the Cain Fain Award at the NFL Physicians Sports Sciences Symposium and is an Honorary Fellow of the Minneapolis Sports Medicine Center.

Recognized by the governor as an Honorary Ambassador of the State of Minnesota, Zamberletti has also received Minneapolis' Honorary Citizen Award. In 2011, Zamberletti was recognized by his alma mater, the University of Iowa, with the Distinguished Alumni Award.



JEFF ANDERSON

VICE PRESIDENT OF STRATEGIC AND CORPORATE COMMUNICATIONS

HOMETOWN: ADAIR, IA

EDUCATION: BUENA VISTA UNIVERSITY

Jeff Anderson is currently in his 16th season with the Vikings and his 1st as the team's vice president of strategic and corporate communications. Anderson plays a lead role in internal and external communications for the Vikings, serving as a team spokesman and developing communication programs on non-football initiatives, including community relations, sales and marketing efforts, business affairs and crisis communications. He also provides media relations guidance for ownership and executives and supports the football communications staff.

Anderson worked closely on the organization's internal stadium team and with Vikings ownership in the quest to build a new home for Vikings football, an effort that culminated with the passage of stadium legislation on May 10, 2012. Throughout that endeavor, Anderson led media relations, external and

strategic communications and grassroots development. He continued to collaborate with the Vikings stadium team, overseeing the communications plan during the 4-year design and construction period leading to U.S. Bank Stadium's opening in July 2016. Anderson also directed communications efforts around the design and construction of Twin Cities Orthopedics Performance Center, the Vikings new practice facility and team headquarters in Eagan.

A native of Adair, IA, Anderson graduated from Buena Vista University before joining the Vikings as a public relations intern in 2003. Anderson has served on the boards of the East Town Business Partnership, the Minneapolis Regional Chamber of Commerce and Buena Vista's National Alumni Association. Anderson and his wife, Brittany, reside in Prior Lake.



TANYA DREESEN

VICE PRESIDENT OF PARTNERSHIP ACTIVATION & SPECIAL PROJECTS

HOMETOWN: TORONTO, ONTARIO, CANADA

EDUCATION: SHERIDAN COLLEGE (TORONTO)

The 2018 season marks Tanya Dreesen's 10th Vikings season and she played a key role in the franchise moving into both U.S. Bank Stadium and Twin Cities Orthopedics Performance Center while facilitating the business partnerships the new facilities afforded the club. Dreesen is responsible for the team that activates Vikings naming rights, founding partners, and team/club partnerships. They work collaboratively across all departments in the club and MSFA to make ideas come to life. Tanya is also responsible for the team that champions all club special projects such as Super Bowl bid 2018, U.S. Bank Stadium Art Collection, Legacy Ship, the Vikings Voyage, Legacy Bricks and Business Summits.

Prior to joining the Vikings in 2009, Dreesen had a wealth of experience with over two decades in sports marketing and

major account servicing for the Denver Post, Rocky Mountain News, Minneapolis Star Tribune, Toronto Star and Toronto Sun. Her experience included sports marketing efforts for 3 World Series.

A native of Toronto, Dreesen was an honors graduate in advertising and marketing from Sheridan College in Toronto. Once a competitive rower, Dreesen competed several times in the prestigious Head of the Charles event, the world's largest rowing event. She earned a pair of medals in the FISA World Master Games in scull and sweep boat racing.

Tanya and husband Brian, an Iowa State grad, have a daughter, Libby, and son, Roman.



BOB HAGAN

VICE PRESIDENT OF FOOTBALL AND MEDIA COMMUNICATIONS

HOMETOWN: PLYMOUTH, MN

EDUCATION: IOWA STATE UNIVERSITY

Entering his 28th season with the Vikings in 2018 and his 21st leading the PR department. Entering his 1st season as the Vice President of Football and Media Communications, Hagan is responsible for coordinating print and electronic media coverage of the Vikings as well as overseeing the club's records and historical archives.

After the 2017 season, the Vikings PR staff was honored as the Pete Rozelle Award winners, a recognition given annually by the *Pro Football Writers of America* to the top PR department league wide that consistently strives for excellence in its dealings and relationships with the media.

A 1990 graduate of Iowa State University with a bachelor's degree in mass communications, Hagan was an intern in 1989-91 for KARE 11-TV. In 1991 Hagan served as an intern in the Vikings public relations office under Merrill Swanson and Dan Endy. In 1992 he was hired full time and served as an assistant under Swanson and then Dave Pelletier until his promotion to Director of Public Relations prior to the 1998 season. Hagan

was named the Executive Director of Public Relations in 2014. Following the 1998 and 2000 seasons, Hagan accompanied the Vikings staff and helped the NFL with PR efforts at the Pro Bowl. He has worked with the NFL PR staff for 17 Super Bowls, including the past 16 and served on the Super Bowl LII Communications Committee as the game was played at U.S. Bank Stadium in Minneapolis.

Hagan was the Head Coach for the Twin Cities Dunks in 2012. The Dunks is a prestigious organization founded in 1948 and pays tribute to sports individuals and teams. During his tenure he lined up 19 speakers including Bud Grant, Cris Carter, Matt Birk, Rick Spielman, Leslie Frazier, David Stern, Flip Saunders, Ron Gardenhire, Nick Price and Michele Tafoya. Hagan currently serves on the Dunks Coaching Staff.

A Twin Cities native, Hagan is a 1986 graduate of Wayzata High School. Hagan and wife Val reside in Plymouth, with children Matt, Carley and Brad.



BRYAN HARPER

VICE PRESIDENT OF CONTENT & PRODUCTION

HOMETOWN: EVANSVILLE, IN

EDUCATION: UNIVERSITY OF SOUTHERN INDIANA

Bryan Harper enters his 15th season with the Vikings and 18th in the NFL in 2018. Entering his 3rd season as Vice President, Content & Production, Harper leads a talented staff that is collectively responsible for content strategy, production, and presentation across all platforms including TV, radio, digital media, social media and in-stadium entertainment.

Early in his tenure, Harper initiated a philosophical shift in the organization by bringing many production responsibilities in-house and leading the creation of the award-winning Vikings Entertainment Network (VEN), which included the launch of one of the first multimedia production studios in the NFL.

Harper was intimately involved in the technology and content plan at U.S. Bank Stadium and prepared VEN for its move

into TCO Performance Center in Spring 2018.

Along with his day-to-day role with the Vikings, Harper has served as a postgame production consultant for the past eight Super Bowls and since 2009 has volunteered with St. Paul, MN based Serving Our Troops where he traveled overseas to grill made-to-order steaks for soldiers stationed in Iraq and Kuwait.

Prior to joining the Vikings, Harper spent 1 season with the Columbus Crew, 3 seasons with the Pittsburgh Pirates, three seasons with the Jacksonville Jaguars, and one year with Daytona International Speedway. Harper earned his bachelor's degree in communications at the University of Southern Indiana in 1996, and he delivered the USI commencement address to the College of Liberal Arts graduates in May 2015.



PHIL HUEBNER

VICE PRESIDENT OF TICKET SALES & OPERATIONS

HOMETOWN: STEVENS POINT, WI

EDUCATION: UNIVERSITY OF WISCONSIN - STEVENS POINT

Phil Huebner enters his 21st season with the Vikings in 2018 and was a key part in the transition for the franchise into U.S. Bank Stadium. The critically acclaimed stadium set Vikings attendance records for a single game and season in 2016, welcoming 66,860 fans to the Thursday Night matchup with Dallas on 12/1/16.

Since October 1998, Huebner has overseen the successful Ticket Sales and Operations Departments. In January 2014, he played a key role in creating the club's Ticket Sales Analytics and Engagement department. His experienced staff is responsible for maintaining the club's high standards of customer service, the sale of season, group and single game tickets, tickets sales analytics and engagement.

In 1999 season ticket sales were capped at 60,000, an increase of 17,000 from the 1998 season. The three largest home crowds in team history have been during Huebner's tenure, including a new team playoff record with 66,612 on hand to watch the NFC Divisional Playoff win vs. New Orleans on 1/14/18. The Vikings have topped the 500,000 mark for home attendance regularly in the past 20 seasons, setting the

franchise record at 534,289 in 2016.

Huebner's Sales, Operations and Analytics team has been responsible for three major transitions for Vikings fans into different stadiums. In December 2010, after the Metrodome roof collapsed, the Vikings were forced to relocate all fans and play their final home game at the University of Minnesota stadium. Nine days after the roof collapse, the Vikings hosted the Chicago Bears playing their first outdoor home game in 29 years. His team relocated 50,000+ Season Ticket Members to the UofM for the 2014/2015 in preparation for the opening of U.S. Bank Stadium in 2016.

Huebner joined the Vikings after 12 years with the Minnesota Twins where he was in various sales positions and spent the final two years as the Director of Sales. Huebner serves on the East Town Business Partnership and is a member of the Furman University Sales Academy. A 1986 graduate of Wisconsin-Stevens Point, he has a bachelor's in political science. Huebner and wife, Debbie, have 2 children, Rebecca and Bret, and reside in Andover.



DANNON HULSKOTTER

VICE PRESIDENT OF MARKETING & FAN ENGAGEMENT

HOMETOWN: PEORIA, IL

EDUCATION: UNIVERSITY OF IOWA

The 2018 NFL season will be Dannon Hulskotter's 18th with the Minnesota Vikings. Hulskotter and the Marketing Department are responsible for managing the team's brand and creative services, marketing, live entertainment assets, fan engagement initiatives as well as corporate hospitality and all partner/fan special events.

Hulskotter also acts as the main liaison with the team's flagship radio station, network radio affiliates, and local ancillary TV and pre-season TV partner relationships.

Prior to joining the Minnesota Vikings, Hulskotter worked with Pacers Sports & Entertainment in Indianapolis from 1999-2001 and CAVS/Gund Arena Company in Cleveland from 1994-99.

A graduate of the University of Iowa, Hulskotter and wife, Amy, have two sons, Jack and Alex, and reside in Prior Lake, MN.



CHAD LUNDEEN

VICE PRESIDENT OF OPERATIONS & FACILITIES

HOMETOWN: LITTLE FALLS, MN

EDUCATION: MINNESOTA STATE UNIVERSITY, MANKATO

The 2018 season will mark Chad Lundeen's 21st with the Vikings and 9th overseeing facilities operations, now in the newly-opened Twin Cities Orthopedics Performance Center, and coordinating operations at U.S. Bank Stadium. The stadium is the 3rd home field that Lundeen has coordinated efforts for the Vikings after 2 seasons on the campus of the University of Minnesota (2014-15) and the HHH Metrodome before that. Since his promotion in 2016, Lundeen has overseen the Vikings Operations, Security, Grounds/Turf and Facilities staffs and functions.

Lundeen has been associated with the team since 1998 when he did an internship with the club and was hired full time in 2000 with duties in Operations and Community Relations. Earlier in his career, Lundeen handled the Vikings' training camp efforts at Minnesota State University, Mankato.

Already familiar with the Mankato scene, Lundeen was a natural fit. He earned a bachelor's degree in business administration from MSU and exemplified the model of the student-athlete. A four-year competitor on the Maverick hockey team, Lundeen was a summa cum laude graduate and a recipient of MSU's prestigious Preska Scholarship, presented annually to a top student who is involved actively in campus life. Lundeen earned the Team Leadership Award for his efforts in hockey as a junior. Lundeen continued his education at MSU as a graduate assistant in the athletics department and earned his master's degree in sports management.

A 1993 graduate of Little Falls (MN) High, Lundeen and wife, Lindsay, reside in Chaska with their daughters, Evelyn and Eloise, and, son, Titus.



KARIN NELSEN

VICE PRESIDENT OF LEGAL & HUMAN RESOURCES

HOMETOWN: WESTBROOK, MN

EDUCATION: UNIVERSITY OF IOWA; MINNESOTA STATE UNIVERSITY, MANKATO

Karin Nelsen is entering her 3rd season with the Vikings as Vice President of Legal & Human Resources. Nelsen joined the Vikings in 2016 after 18 years with local business giant Cargill.

During her tenure at Cargill, Nelsen spent 6 years abroad with leadership assignments in Moscow, Geneva, and Singapore. She returned to the United States in 2012 to serve as North America General Counsel.

Nelsen currently sits on the Board of Directors for the University of Iowa Law School Foundation, the Guthrie Theater,

St. David's Center and the Minnesota Vikings Foundation. She has also been elected as a member of the American Law Institute.

Nelsen received her law degree from the University of Iowa Law School (1993) and earned her undergraduate degree in accounting from Minnesota State University, Mankato (1987). Prior to joining Cargill, she worked as a litigator in Seattle and Minneapolis law firms and worked as a CPA at Touche Ross before starting law school.



J.P. PAUL

VICE PRESIDENT OF CORPORATE DEVELOPMENT & GUEST RELATIONS

HOMETOWN: TOLEDO, OH

EDUCATION: MIAMI (OHIO) UNIVERSITY

In his 16th season with the Vikings in 2018, J. P. Paul serves as the team's Vice President of Corporate Development and Guest Relations. In this role, Paul creates and executes new service initiatives to further enhance the relationship between the Vikings and their fans. He also oversees the operational relationship with U.S. Bank Stadium's food service, security and facility management providers.

Paul and his group play a key role in the team's relationship with U.S. Bank Stadium, most notably by working hand-in-hand with Aramark (Stadium Concessionaire) and SMG (Facility Manager). The importance of the stadium's food service success is a high priority for Paul. He regularly works with Aramark to guide improvements in taste, variety and quality of the food offerings while always focusing on the service excellence of the concession, club and suite staff.

With an eye on Best-In-Class guest service for Vikings fans, Paul helped create U.S. Bank Stadium's SKOL Service initiative which focuses on creating memorable experiences for Vikings fans and all U.S. Bank Stadium guests. In 2017, the Vikings launched their "Memory Makers" program, an initiative developed specifically to provide Surprise-and-Delight moments for fans on game day. Along with his efforts in Guest Relations, he also works on a daily basis with SMG to create game day operational protocols and manage the implementa-

tion of the Vikings' capital improvement projects at U.S. Bank Stadium

During the construction of U.S. Bank Stadium, Paul worked closely with Mortenson Construction (General Contractor) on various design and quality assurance aspects of the stadium's interior spaces. Paul also oversaw the U.S. Bank Stadium tour program whereby he and his team hosted hundreds of construction tours for special guests of the Vikings organization. During the initial construction and sales phase of U.S. Bank Stadium, he worked closely with new and current Vikings' sponsors and premium seating members to integrate them into new stadium hospitality and partnership programs.

Paul is a member of the Association of Luxury Suite Directors where he formerly served as the NFL's Premium Seating Committee Chairman. He was previously recognized by Junior Achievement of Minnesota as their Capstone Volunteer of the Year and currently sits on the Board of the InSports Foundation. Away from work, he coaches youth basketball and also serves as the fundraising co-chairperson, along with wife, Megan, for the Chaska High School Football Touchdown Club. Paul played Division I baseball at Miami University in Oxford, Ohio, where he earned a bachelor's degree in marketing.

J.P. and Megan, reside in Chaska with their three sons, Ryan, Matthew, Nicholas and their dog, Colby.



JOHN PENHOLLOW

VICE PRESIDENT OF CORPORATE & TECHNOLOGY PARTNERSHIPS

HOMETOWN: JAMESTOWN, NY

EDUCATION: KENT STATE UNIVERSITY

John Penhollow is currently in his 13th NFL season, 6th with the Vikings as Vice President of Corporate & Technology Partnerships. Penhollow leads the strategy, design, development, sales, negotiation and execution of the U.S. Bank Stadium, Twin Cities Orthopedics Performance Center and Vikings corporate partnerships and suite sales efforts. Penhollow led the organization's effort to integrate technology and infrastructure into the stadium's design to enhance the fan experience and maximize corporate partnership revenue.

Prior to joining the Vikings, Penhollow was Vice President, Corporate Sales & Service for the Cleveland Browns, where he led all aspects of revenue generation for corporate sales, spon-

sorships, media sales, suite sales and hospitality. Prior to his work in Cleveland, he held senior level sales and management positions with the National Basketball Association, Miami Dolphins and New York Yankees, where he led the corporate partnership sales for the New Yankee Stadium development.

A native of Jamestown, New York, Penhollow earned his bachelor's degree at Kent State University and his master's at Canisius College. John and his wife, Meredith, who holds her bachelor's degree in journalism from Kent State University, have three children - Grace, Scarlett and Walker. The Penhollow family resides in Excelsior, MN.



KATE SHIBILSKI

VICE PRESIDENT OF FINANCE & CONTROLLER

HOMETOWN: NORTH MANKATO, MN

EDUCATION: UNIVERSITY OF ST. THOMAS

Kate Shibilski is entering her 5th season with the Vikings in 2018 and serves the club as Vice President of Finance and Controller. Shibilski is responsible for the team who manages the accounting and finance functions of the Team, U.S. Bank Stadium operations, and for the development of the 200 acres of land in Eagan, MN, including TCO Performance Center.

Prior to joining the team, she started her career in public accounting for 6 years at the Deloitte & Touche firm providing audit clients with accounting and assurance services throughout the US. She is also passionate about career development and led many of the internal training & personal growth initiatives out of the Minneapolis office.

Shibilski spent the next 5 years with Minnesota's leading technology retailer, Best Buy, where she held various account-

ing and finance roles. She started in the accounting function focused on technical compliance and process development for strategic initiatives. The experience as a business liaison transitioned into developing and leading the new standard of financial planning for and performance management of all US retail stores. Shibilski returned to her roots and most recently managed the accounting function for all US retail stores while maintaining active influence in the retail business.

A native of North Mankato, MN, Kate graduated summa cum laude with a BS in accounting from University of St. Thomas in St. Paul and is an active CPA. She and her husband Joe welcomed their son Jaxton in December 2017 and reside in Edina.



TINA HOLMES

CHIEF OF STAFF & STRATEGIC ADVISOR

HOMETOWN: ST. PAUL, MN

EDUCATION: CONCORDIA - ST. PAUL

Tina Holmes is with the Vikings for her 2nd season in 2018 as Chief of Staff & Strategic Advisor, coming to the club after spending 20 years as vice president and chief of staff at Blue Cross Blue Shield of Minnesota.

Holmes offers experience in strategic planning, portfolio management, crisis management, process improvement, and effective cross functional and situational team leadership. Holmes works with the leadership team in the planning, coordination and implementation of activities across the organization and in effectively communicating the strategic objectives externally and with senior management and the broader team.

Holmes has a proven track record of driving and leading organizational change, building team commitment and cohesion and creating strong alignment between divisions.

Prior to joining the Minnesota Vikings, Holmes was an integral member of Blue Cross Blue Shield's executive leadership team and served in various capacities over her 20 year tenure, including responsibility for Blue Cross's business resiliency, project management office, crisis management and enterprise event teams.

Holmes currently sits on the board of 360 Communities and is passionate about the mission of the organization. A graduate of Concordia University in St. Paul, Holmes and her husband, Paul, have two sons, Ben and Luke, and reside in Farmington, MN.



AMY ANTHONY

DIRECTOR OF EVENTS & HOSPITALITY
HOMETOWN: MILAN, MN
EDUCATION: SOUTHWEST MINNESOTA STATE UNIVERSITY



SARAH BLOMQUIST

DIRECTOR OF HUMAN RESOURCES
HOMETOWN: DELANO, MN
EDUCATION: UNIVERSITY OF MINNESOTA-MORRIS



GREG BOSTROM

DIRECTOR OF ENTERTAINMENT
HOMETOWN: EAGAN, MN
EDUCATION: UNIVERSITY OF WISCONSIN



BRETT DIAMOND

DIRECTOR OF PARTNERSHIP ACTIVATION
HOMETOWN: MINNETONKA, MN
EDUCATION: GEORGE WASHINGTON UNIVERSITY; NEW YORK UNIVERSITY



ANNE DOEPNER

DIRECTOR OF FOOTBALL ADMINISTRATION
HOMETOWN: ST. PAUL, MN
EDUCATION: COLLEGE OF ST. BENEDICT



CANDY FUZESY

DIRECTOR OF PREMIUM SEATING SERVICES & OPERATIONS
HOMETOWN: ALBERT LEA, MN
EDUCATION: MINNESOTA STATE UNIVERSITY, MANKATO



TAMI HEDRICK

DIRECTOR OF VIKINGS WOMEN AND STRATEGIC DEVELOPMENT & CHEERLEADING
HOMETOWN: BLOOMINGTON, MN
EDUCATION: UNIVERSITY OF MINNESOTA



LUTHER HIPPE

DIRECTOR OF OPERATIONS-TEAM TRAVEL
HOMETOWN: SIOUX FALLS, SD
EDUCATION: UNIVERSITY OF SIOUX FALLS



SCOTT KEGLEY

EXECUTIVE DIRECTOR, DIGITAL MEDIA & INNOVATION
HOMETOWN: CITRUS HEIGHTS, CA
EDUCATION: UNIVERSITY OF SOUTHERN CALIFORNIA



KIM KLAWITER

DIRECTOR OF SECURITY
HOMETOWN: WHITE BEAR LAKE, MN
EDUCATION: UNIVERSITY OF MINNESOTA



SKIP KRUEGER

DIRECTOR, BROADCASTING
HOMETOWN: ABERDEEN, SD
EDUCATION: CREIGHTON UNIVERSITY




BOB MARCUS

DIRECTOR OF VIDEO
HOMETOWN: MINNEAPOLIS, MN
EDUCATION: UNIVERSITY OF MINNESOTA



NICK MAURER

DIRECTOR, CORPORATE PARTNERSHIPS
HOMETOWN: PIERZ, MN
EDUCATION: ST. JOHN'S UNIVERSITY



JUSTIN MINER

DIRECTOR OF FACILITIES
HOMETOWN: ONAMIA, MN
EDUCATION: ST. CLOUD STATE UNIVERSITY



PAUL NELSON

DIRECTOR OF FOOTBALL INFORMATION SYSTEMS
HOMETOWN: BURNSVILLE, MN
EDUCATION: CONCORDIA UNIVERSITY-ST. PAUL



JOHN NEPPL

DIRECTOR, TICKET SALES
HOMETOWN: STEVENS POINT, WI
EDUCATION: UNIVERSITY OF WISCONSIN-EAU CLAIRE



CHERYL NYGAARD

DIRECTOR OF INFORMATION TECHNOLOGY
HOMETOWN: MOUNDS VIEW, MN



LES PICO

EXECUTIVE DIRECTOR OF PLAYER DEVELOPMENT/LEGAL
HOMETOWN: MESA, AZ
EDUCATION: ARIZONA STATE UNIVERSITY; WASHBURN UNIVERSITY



DENNIS RYAN

EQUIPMENT MANAGER
HOMETOWN: ST. PAUL, MN
EDUCATION: UNIVERSITY OF ST. THOMAS



ERIN SWARTZ

EXECUTIVE DIRECTOR, BRAND & CREATIVE
HOMETOWN: NORTHFIELD, MN
EDUCATION: DRAKE UNIVERSITY



BRETT TABER

EXECUTIVE DIRECTOR, SOCIAL IMPACT
HOMETOWN: AMES, IA
EDUCATION: UNIVERSITY OF IOWA



RICH WANG

DIRECTOR, SALES ANALYTICS AND ENGAGEMENT
HOMETOWN: VALLEY STREAM, NY
EDUCATION: MANHATTAN COLLEGE



TOM WEST

DIRECTOR OF PUBLIC RELATIONS
HOMETOWN: LEWISTON, MN
EDUCATION: ST. CLOUD STATE UNIVERSITY



PATRICK WHINNERY

DIRECTOR OF FINANCE
HOMETOWN: ST. PAUL, MN
EDUCATION: UNIVERSITY OF SOUTHERN CALIFORNIA

VIKINGS STAFF



Sam Aintablian
Associate Counsel



Michael Amore
Guest Experience &
Office Coordinator



Candice Anderson
Production Coordinator



Stephen Anderson
Partnership Activation
Coordinator



Terrell Barnes
Equipment Assistant



Theresa Baugus
MVC Coach and Manager



Elizabeth Bazany
Graphic Designer



Katie Bernhjelm
Senior Manager,
Partnership Activation



Tyler Birschbach
Marketing Coordinator



Charlie Boeckenheuer
Manager, Season
Ticket Sales



Emily Bohmbach
Senior Manager,
Partnership Activation



Lee Burg
Motion Graphics Specialist



Luke Burson
Manager of Football
Information Systems



Ryan Cardinal
Senior Manager, Digital
Marketing & Media



Monerae Carter
Foundation Programs
Coordinator



Tessa Carter
Ticket Office Supervisor



Jim Cima
Senior Project Manager



Brandon Clemens
Senior Manager,
Youth Marketing



Chris Corso
Digital Media Coordinator



Madison Cortese
Youth Marketing
Coordinator

KICKOFF
EXECUTIVES
COACHES
STAFF
PLAYERS
ROOKIES
2017 SEASON
RECORDS
PLAYOFF RECORDS
HISTORY
EXTRA POINTS

VIKINGS STAFF



Grant Davison
Turf Manager



Sara Denney
Premium Services
Coordinator



Mike Desplenter
Database Administrator



Alicia Dreyer
Senior Creative Manager



John Dvorak
Senior Account Executive



Nicholle Egan
Loyalty Coordinator



Jon Ekstrom
Public Relations Manager



Travis Ellison
Photography Coordinator



Ashley Engels
Associate Counsel



Tricia Eppert
Executive Assistant to
Steve Poppen, EVP/CFO



Jacque Ferjak
Staff Accountant



Tyler Gosney
Turf Technician



Adam Groene
Assistant Equipment Manager



Jenny Haag
Senior Manager, Construction
and Partnerships




Travis Hamre
Manager, Group Ticket
Sales & Special Projects



Joann Harms
Staff Accountant



Todd Hauck
Senior Information
Technology Specialist



Mike Huiras
Senior Producer,
Live Programming



Trish Huizinga
Executive Assistant to
Owners



Terry Jackson
Executive Assistant

VIKINGS STAFF



Felicia Johnson
Social Media Manager



Logan Johnson
Community Relations
Manager



Matt Johnson
Information Technology
Specialist



Rex Johnson
Football Analyst



Debra Jones
Senior Manager,
Alumni Affairs



Erica Jones
Business & Finance
Manager



Jessica Joyce
Guest Services Manager



Andy Kenutis
Team Photographer



Steve Kilchenman
Video Assistant



Nikki Kill
Co-Coach & Assistant
Coordinator of MVC



Madison Koch
Sales Analytics & Engagement
Data Coordinator



Natalie Kolander
Corporate Partnerships
Manager



Dane Kuhn
Graphic Designer



Jared Kuhn
Turf Technician



Kyle Larson
Turf Technician



Mike Leddy
Premium Services Manager



Bev Lindaman
Executive Assistant



Sharon Lohmar
Ticket Operations



Catherine Loose
Senior Coordinator,
Women's Initiatives



Tim Lumb
Building Maintenance
Manager

KICKOFF
EXECUTIVES
COACHES
STAFF
PLAYERS
ROOKIES
2017 SEASON
RECORDS
PLAYOFF RECORDS
HISTORY
EXTRA POINTS

VIKINGS STAFF

EXTRA POINTS
HISTORY
PLAYOFF RECORDS
RECORDS
2017 SEASON
ROOKIES
PLAYERS
STAFF
COACHES
EXECUTIVES
KICKOFF



Paul Martin
Manager of Team
Operations



Denise May
Executive Assistant to
Kevin Warren, COO



Tracy McDonald
Alumni Affairs Coordinator



Geji McKinney-Banks
Director of Food Service
Operations



Chrissy Meagher
Executive Assistant to EVP
of Sales & Marketing/CMO



Joe Mee
Senior Manager,
Ticket Operations



Doug Melnyk
Senior Manager-Corporate
Partnerships



Josh Melstrom
Network and Security
Engineer



Alex Miller
Producer



Nicholas Miller
Video Assistant



Nick Miller
Facilities Service Manager



Stuart Morrow
Senior Account Executive



Jay Nelson
Senior Manager,
Motion Graphics



Aaron Neumann
Assistant Equipment
Manager



Sam Newton
Football Communications
Manager



Chuck Pamperin
Manager, Ticket & Parking
Operations



Craig Peters
Senior Editor



Kendall Peters
Manager, Sales and
Engagement Analytics



Chuck Petersen
Team Operations
Coordinator



Katie Pluff
Manager, Partnership
Activation

VIKINGS STAFF



Cory Poppitz
Facilities Assistant



Jackie Ramacher
Graphic Designer



Jordan Ramsey
Partnership Activation
Coordinator



Mary Redmond
Executive Assistant to the
Head Coach



Steve Reed
Senior Account Executive



GH Ridpath
Producer



Jeff Robinson
Manager of Youth
Football Development



Zach Roysse
Social Media Strategist



C.J. Rugh
Manager, Special Events



Kerry Schanno
Senior Financial Analyst



Ann Schumacher
Senior Manager,
Accounting



Genette Sekse
Manager, Engagement and
Sales Analytics



Dan Sidle
Turf Assistant



Taylar Sievert
Senior Graphic Designer



Carla Smith
Payroll Supervisor/
Accountant



Darius Smith
Entertainment Coordinator



Eric Smith
Team Reporter



Brittany Snyder
Accounts Payable/
Accounting Assistant



Zoe Stern
Foundation Development
Manager



Molly Stewart
Human Resources
Coordinator

KICKOFF
EXECUTIVES
COACHES
STAFF
PLAYERS
ROOKIES
2017 SEASON
RECORDS
PLAYOFF RECORDS
HISTORY
EXTRA POINTS

KICKOFF

EXECUTIVES

COACHES

STAFF

PLAYERS

ROOKIES

2017 SEASON

RECORDS

PLAYOFF RECORDS

HISTORY

EXTRA POINTS



Jen Stockman
Recruiter/Human
Resources Generalist



Jordan Struck
Studio Operations Manager



Chaya Sulman
Programmer




Kari Swaggert
Receptionist



Nate Swenson
Partnerships Activation
Coordinator



Pat Thompson
Advertising Coordinator



Kyle Titus
Building Maintenance
Technician



Jen Tomashek
Sales Analytics &
Engagement Specialist



Rasa Troup
Nutritionist



Nate Vaughn
Senior Producer,
Original Content



Viktor
The Viking



Kathleen Waddell
Corporate Partnerships
Manager



Claire Walden
Special Events Coordinator



Amy Werdine
Guest Services Coordinator



Allan Wertheimer
Senior Manager, Production



Kelly Wilske
Executive Assistant -
General Manager



Mike Wobschall
Senior Manager, Content



Chris Vortsos
Corporate Partnerships
Manager



Lindsey Young
Staff Writer/Assistant
Editor



Kaitlin Zarecki
Events Manager

2018 VIKINGS CHEERLEADERS

The Minnesota Vikings Cheerleaders consist of 42 athletic and professional women that are an integral part of the total NFL fan experience on game-day at U.S. Bank Stadium. The MVC continue to play a vital role in representing the Minnesota Vikings, across Minnesota and beyond. Through hundreds of appearances, their game-day performances, Junior Cheerleaders, All Star teams and community service, these women are always busy sharing SKOL spirit. As ambassadors of the Minnesota Vikings, one of the biggest highlights is meeting fans throughout Vikings country and being role models to hundreds of youth through the Junior Cheerleader program and the MVC All Star teams. To book an appearance by the Minnesota Vikings Cheerleaders or to get information on their programs, visit Vikings.com.



2018 VIKINGS STAFF DIRECTORY

OWNER/CHAIRMAN	Zygi Wilf
OWNER/PRESIDENT	Mark Wilf
OWNER/VICE CHAIRMAN	Leonard Wilf
OWNERSHIP PARTNERS	Scott Landis, David Mandelbaum
EXECUTIVE STAFF	
General Manager	Rick Spielman
Chief Operating Officer	Kevin Warren
Executive VP- Public Affairs	Lester Bagley
Executive VP- Real Estate Development & Strategic Projects	Don Becker
Executive VP- Football Operations	Rob Brzezinski
Executive VP & Chief Marketing Officer	Steve LaCroix
Executive VP & Chief Financial Officer	Steve Poppen
Executive VP -Strategic Planning & Business Initiatives	Jonathan Wilf
CONSULTANTS	
Consultant	Bud Grant
Consultant-Team Historian	Fred Zamberletti
Senior Project Manager	Jim Cima
ADMINISTRATION	
Executive Assistant to Owners	Trish Huizinga
Exec. Asst. to EVP of Sales & Marketing/CMO	Chrissy Meagher
Executive Assistant to Kevin Warren, COO	Denise May
Executive Assistant to Steve Poppen, CFO	Tricia Eppert
Executive Assistant	Terry Jackson
Executive Assistant	Bev Lindaman
Receptionist	Kari Swaggert
COACHING STAFF	
Head Coach	Mike Zimmer
Defensive Coordinator	George Edwards
Special Teams Coordinator	Mike Priefer
Offensive Coordinator	John DeFilippo
Tight Ends	Clancy Barone
Senior Offensive Assistant	Todd Downing
Assistant Special Teams	Ryan Ficken
Defensive Backs	Jerry Gray
Wide Receivers	Darrell Hazell
Defensive Line	Andre Patterson
Running Backs	Kennedy Polamalu
Defensive Quality Control	Nick Rallis
Assistant Defensive Line	Robert Rodriguez
Offensive Line	Tony Sparano
Quarterbacks	Kevin Stefanski
Linebackers	Adam Zimmer
Assistant Offensive Line	Andrew Janocko
Defensive Assistant/Assistant DBs	Jeff Howard
Assistant Quarterbacks	Drew Petyzing
Head Strength and Conditioning	Mark Uyeyama
Assistant Strength and Conditioning	Derek Keyes
Assistant Strength and Conditioning	Chaz Mahle
Assistant Strength and Conditioning	Ellis Hill
Executive Assistant to Head Coach	Mary Redmond
PLAYER PERSONNEL/FOOTBALL ADMINISTRATION	
VP of Player Personnel/Asst. General Manager	George Paton
Director of Pro Scouting	Ryan Monnens
Director of College Scouting	Jamaal Stephenson
College Scout/Regional	Scott Studwell
Director of Analytics/Pro Scout	Scott Kuhn
Pro Scout	Reed Burkhardt
Pro Scout	Jeremy Gray
College Scout/Area	Frank Acevedo
College Scout/Area	Kevin McCabe
College Scout/Regional	Pat Roberts
College Scout/Regional	Mike Sholiton
College Scout/Area	Blaine Gramer

College Scout/Area	Sean Gustus
College Scout/Blesto	Jake Essler
Director of Football Administration	Anne Doepner
Director of Football Information Systems	Paul Nelson
Manager of Football Information Systems	Luke Burson
Database Administrator	Mike Desplenter
Programmer	Chaya Sulman
Executive Assistant-General Manager	Kelly Wilske
Coordinator of College Scouting	Kelly Kleine
Football Analyst	Rex Johnson
Personnel Consultant	Conrad Cardano
Personnel Consultant	Jerry Reichow
Personnel Consultant	Paul Wiggin
Executive Director of Player Development/Legal	Les Pico
EQUIPMENT	
Equipment Manager	Dennis Ryan
Assistant Equipment Manager	Aaron Neumann
Assistant Equipment Manager	Adam Groene
Equipment Assistant	Terrell Barnes
MEDICAL	
VP of Sports Medicine/Head Athletic Trainer	Eric Sugarman
Coord. of Rehabilitation/Asst. Athletic Trainer	Tom Hunkele
Assistant Athletic Trainer	Rob Roche
Assistant Athletic Trainer	Albert Padilla
Assistant Athletic Trainer	Dave Jantzi
Nutritionist	Rasa Troup
OPERATIONS/FACILITIES	
Vice President of Operations & Facilities	Chad Lundeen
Director of Operations-Team Travel	Luther Hippe
Director of Facilities	Justin Miner
Manager, Team Operations	Paul Martin
Team Operations Coordinator	Chuck Petersen
Turf Manager	Grant Davison
Turf Assistant	Dan Sidle
Turf Technician	Tyler Gosney
Turf Technician	Jared Kuhn
Turf Technician	Kyle Larson
Facilities Service Manager	Nick Miller
Facilities Assistant	Cory Poppitz
Building Maintenance Manager	Nick Lumb
Buildint Maintenance Technician	Kyle Titus
DINING	
Director of Food Service Operations	Geji McKinney-Banks
LEGAL	
Vice President, Legal & Human Resources	Karin Nelson
Associate Counsel	Ashley Engels
Associate Counsel	Sam Aintablian
VIDEO	
Director of Video	Bob Marcus
Video Assistant	Nick Miller
Video Assistant	Steve Kilchenman
SECURITY	
Director of Security	Kim Klawiter
SALES AND MARKETING	
VP of Marketing & Fan Engagement	Dannon Hulskotter
Director, Events & Hospitality	Amy Anthony
Manager, Special Events	C.J. Rugh
Special Events Coordinator	Claire Walden
Events Manager	Kaitlin Zarecki
Dir., Vikings Women, Strategic Dev. & Cheerleading	Tami Hedrick
Senior Coordinator, Women's Initiatives	Catherine Loose
MVC Coach and Manager	Theresa Baugus
Co-Coach & Assistant Coordinator of MVC	Nikki Kill
Executive Director, Brand & Creative	Erin Swartz
Senior Creative Manager	Alicia Dreyer

Senior Graphic Designer.....	Taylor Sievert
Graphic Designer.....	Jackie Ramacher
Graphic Designer.....	Elizabeth Bazany
Graphic Designer.....	Dane Kuhn
Advertising Coordinator.....	Pat Thompson
Team Photographer.....	Andy Kenutis
Photography Coordinator.....	Travis Ellison
Senior Manager, Youth Marketing.....	Brandon Clemens
Youth Marketing Coordinator.....	Madison Cortese
Marketing Coordinator.....	Tyler Birschbach

VIKINGS ENTERTAINMENT NETWORK

Vice President of Content & Production.....	Bryan Harper
Director, Broadcasting.....	Skip Krueger
Director of Entertainment.....	Greg Bostrom
Senior Manager, Content.....	Mike Wobschall
Senior Editor.....	Craig Peters
Team Reporter.....	Eric Smith
Staff Writer/Assistant Editor.....	Lindsey Young
Senior Manager, Motion Graphics.....	Jay Nelson
Motion Graphics Specialist.....	Lee Burg
Entertainment Coordinator.....	Darius Smith
Senior Manager, Production.....	Allan Wertheimer
Production Coordinator.....	Candice Anderson
Studio Operations Manager.....	Jordan Struck
Senior Producer, Live Programming.....	Mike Huiras
Senior Producer, Original Content.....	Nate Vaughn
Producer.....	GH Ridpath
Producer.....	Alex Miller

DIGITAL MEDIA

Executive Director, Digital Media & Innovation.....	Scott Kegley
Senior Manager, Digital Marketing & Media.....	Ryan Cardinal
Social Media Manager.....	Felicia Johnson
Digital Media Coordinator.....	Chris Corso
Social Media Strategist.....	Zach Royle

PARTNERSHIPS ACTIVATION AND SPECIAL PROJECTS

VP of Partnerships Activation & Special Projects.....	Tanya Dreesen
Director of Partnership Activation.....	Brett Diamond
Senior Manager, Construction and Partnerships ...	Jenny Haag
Senior Manager, Partnership Activation.....	Emily Bohmbach
Senior Manager, Partnership Activation.....	Katie Bernhjem
Manager, Partnership Activation.....	Katie Pluff
Partnership Activation Coordinator.....	Jordan Ramsey
Partnership Activation Coordinator.....	Stephen Anderson
Partnership Activation Coordinator.....	Nate Swenson

CORPORATE PARTNERSHIPS

VP of Corporate & Technology Partnerships ...	John Penhollow
Director, Corporate Partnerships.....	Nick Maurer
Senior Manager, Corporate Partnerships.....	Doug Melnyk
Corporate Partnerships Manager.....	Natalie Kolander
Corporate Partnerships Manager.....	Kathleen Waddell
Corporate Partnerships Manager.....	Chris Vortsos
Business and Finance Manager.....	Erica Jones

CORPORATE DEVELOPMENT AND GUEST RELATIONS

VP of Corporate Development & Guest Relations ...	J.P. Paul
Dir. of Premium Seating Services & Operations ...	Candy Fuzesy
Guest Services Manager.....	Jessica Joyce
Premium Services Manager.....	Mike Leddy
Loyalty Coordinator.....	Nicholle Egan
Premium Services Coordinator.....	Sara Denney
Guest Services Coordinator.....	Amy Werdine
Guest Experience & Office Coordinator.....	Michael Amore

CORPORATE STRATEGY

Chief of Staff and Strategic Advisor.....	Tina Holmes
---	-------------

TICKETS AND SUITES

VP of Ticket Sales & Operations.....	Phil Huebner
Director, Sales Analytics and Engagement.....	Rich Wang
Senior Manager, Ticket Operations.....	Joe Mee
Director, Ticket Sales.....	John Neppi
Manager, Engagement and Sales Analytics.....	Genette Sekse
Manager, Sales and Engagement Analytics ...	Kendall Peters
Sales Analytics & Engagement Data Coord.	Madison Koch
Sales Analytics & Engagement Specialist.....	Jen Tomashek
Manager, Ticket and Parking Operations.....	Chuck Pamperin
Ticket Operations.....	Sharon Lohmar
Manager, Group Ticket Sales & Special Projects...	Travis Hamre
Senior Account Executive.....	Steve Reed
Manager, Season Ticket Sales.....	Charlie Boeckenheuer
Senior Account Executive.....	Stuart Morrow
Senior Account Executive.....	John Dvorak
Ticket Office Supervisor.....	Tessa Carter

ACCOUNTING AND FINANCE

Vice President of Finance & Controller.....	Kate Shibilski
Director of Finance.....	Patrick Whinnery
Senior Manager, Accounting.....	Ann Schumacher
Senior Financial Analyst.....	Kerry Schanno
Staff Accountant.....	Joann Harms
Payroll Supervisor/Accountant.....	Carla Smith
Staff Accountant.....	Jacque Ferjak
Accounts Payable/Accounting Assistant...	Brittany Snyder

SOCIAL IMPACT

Executive Director Social Impact.....	Brett Taber
Community Relations Manager.....	Logan Johnson
Manager of Youth Football Development	Jeff Robinson
Foundation Development Manager.....	Zoe Stern
Foundation Programs Coordinator.....	Monterae Carter
Senior Manager, Alumni Affairs.....	Debra Jones
Alumni Affairs Coordinator.....	Tracy McDonald

HUMAN RESOURCES

Director of Human Resources.....	Sarah Blomquist
Recruiter/Human Resources Generalist.....	Jen Stockman
Human Resources Coordinator.....	Molly Stewart

INFORMATION TECHNOLOGY

Director of Information Technology.....	Cheryl Nygaard
Senior Information Technology Specialist.....	Todd Hauck
Information Technology Specialist.....	Matt Johnson
Network & Security Engineer.....	Josh Melstrom

PUBLIC RELATIONS

VP of Football and Media Communications.....	Bob Hagan
VP of Corporate and Strategic Communications ...	Jeff Anderson
Director of Public Relations.....	Tom West
Public Relations Manager.....	Jon Ekstrom
Football Communications Manager.....	Sam Newton



Tackle purchases with a loyal teammate.

Get a U.S. Bank Visa® Debit Card with the Minnesota Vikings design when you open any U.S. Bank consumer checking account. Ask a U.S. Banker about one today.



The Official Bank of the
Minnesota Vikings



usbank.com

All regular account opening procedures apply. \$25 minimum deposit is required to open a U.S. Bank consumer checking account. Deposit products offered by U.S. Bank National Association, Member FDIC. ©2018 U.S. Bank. The issuer of the U.S. Bank Visa Debit Card is U.S. Bank National Association, pursuant to a license from Visa U.S.A. Inc. The Minnesota Vikings and the Vikings logo are registered trademarks of NFL Properties, Inc.





PLAYERS



KFAN

SPORTS RADIO - FM 100.3

**INTERVIEWS, PODCASTS,
HIGHLIGHTS AND MORE!**

DOWNLOAD THE IHEARTRADIO APP FOR FREE TODAY!





20

MACKENSIE ALEXANDER

POSITION: Cornerback
HEIGHT/WEIGHT: 5-10/192
DOB: 11-12-93
HOMETOWN: Immokalee, FL

COLLEGE: Clemson
ACQUIRED: D2 (#54) 2016
NFL SEASON: 3
VIKINGS SEASON: 3

2017 GP/GS
14/0

Career GP/GS
27/0

Playoffs GP/GS
2/0

• Key contributor, specifically in the Nickel package, to the league's #1 scoring and yardage defense in 2017.

• Proud of his Haitian heritage, his parents moved to Florida in 1980 and earned their living in the fruit and citrus fields.

OFF THE FIELD Honored by Collier County, Florida, when June 28, 2016, was recognized as Mackensie Alexander Day to honor his success and charitable works...Spoke to the Vikings 2017 rookie class during the team's Rookie Success Program in the offseason...Twin brother, Mackenro, played at Auburn and Northeast Mississippi Community College before transferring to Iowa State, where he finished his collegiate career...Born to Haitian immigrants in South Florida who picked tomatoes and oranges to provide for the family...Spoke at a migrant workers conference in Pennsylvania during the 2017 offseason...Friends with Raiders 2016 1st-round selection S Karl Joseph and his family, who also share Haitian heritage...Teamed up with Adidas to donate \$10,000 worth of shoes to the Collier County Boys and Girls Clubs in his hometown just days after being drafted...Majored in parks, recreation and tourism...Frequently visits Haiti, including a trip after the team's Thanksgiving game in 2017.

PRO Appeared in a career best 14 games in 2017, helping the Vikings defense rank #1 in scoring and yardage...Made his NFL debut at Tennessee (9/11/16)...Selected with the 54th overall pick in the 2016 NFL Draft...Teammates at Clemson in the defensive backfield with Vikings 7th-rounder Jayron Kearse...Was the 2nd of 9 Clemson Tigers to be picked in the 2016 draft, and 7 of the 9 Clemson selections were on the defensive side of the ball, including 3 DBs.

2017 Appeared in 14 games and helped the Vikings defense rank #1 in points allowed and yards allowed...Posted 2 tackles (1 solo) at Philadelphia (11/21/18) in the Vikings NFC Championship game loss...Tallied 2 tackles (1 solo) and a PD vs. New Orleans (1/14/18) in his first career playoff game...Played on defense and special teams vs. Chicago (12/31)...Made 1 solo tackle and his 2nd career TFL at Green Bay (12/23)...Inactive vs. Cincinnati (12/17) as the Vikings clinched the 2017 NFC North title...Tallied 2 tackles (1 solo) at Carolina (12/10)...Registered a PD at Atlanta (12/3)...Recorded the 2nd QBH of his career in as many weeks and a PD at Detroit (11/23)...Tallied his 1st career TFL vs. Los

Angeles (11/19) along with 2 solo tackles and a PD...Snagged his 1st career INT, and 1st since his HS days, at Washington (11/12) on his 24th birthday, also adding a solo tackle and 2 PD...Totaled 3 tackles (2 solo) vs. Cleveland (10/29) at Twickenham Stadium in London, England as a part of the NFL's International Series...Inactive vs. Baltimore (10/22) due to a hip injury...Posted 3 total tackles (2 solo) and a PD vs. Green Bay (10/15)...Tallied a solo tackle at Chicago (10/9)...Contributed 2 tackles (1 solo) and a PD vs. Detroit (10/1)...Totaled 3 tackles (1 solo) and a PD vs. Tampa Bay (9/24)...Posted 1 solo tackle at Pittsburgh (9/17)...Played on both defense and special teams vs. New Orleans (9/11), credited with 1 PD.

2016 Finished his rookie campaign with 6 tackles (5 solo), 1 PD and 1 special teams stop after being placed on injured reserve on 12/23 with an abdominal injury...Backed up veteran nickel back Captain Munnerylyn...Inactive (groin) vs. Dallas (12/1)...Set a career high with 3 tackles (all solo) while seeing extended action in the absence of Munnerylyn at Washington (11/13)...Tallied 1 solo tackle and his 1st career PD vs. Houston (10/9)...Posted his 1st career tackle at Carolina (9/25)...Notched 1 special teams tackle in his NFL debut at Tennessee (9/11).

COLLEGE Declared for the NFL Draft following his redshirt sophomore season...Allowed only 2 TDs in his collegiate career and none in his final 23 games...Key cog on the back end of 2 nationally ranked defenses in 2014 and '15...Named a semifinalist for the Jim Thorpe Award as well as selected 2nd-team All-American by the AP in his final season at Clemson...Recorded 4 tackles in the National Championship game against Alabama (1/11/16) before leaving the game with a hamstring injury...Had 30 tackles and 6 PD in his redshirt sophomore season in 2015...Was selected 1st-team Freshman All-American by FWAA and Honorable Mention All-ACC by both the media and coaches in 2014...Had 22 tackles, 2 TFL, 6 PD and 1 FR in 13 games as a redshirt freshman...Redshirted in 2013 after suffering an injury in the preseason.

PREP Was rated the #4 overall player in the nation and #2 player in Florida by ESPN...Played in the U.S. Army All-American game...1st-team all-state selection as a senior...Helped his Immokalee HS team to an 11-4 record and a berth in 5A title game in 2012...Totaled 139 tackles and 10 INTs in his HS career...Also ran track and wrestled...Rated in the top-15 wrestlers in Florida in his weight class.

ALEXANDER'S NFL TOTALS

Year	GP/GS	Tackles				INTs	PD	TFL	QBH	FF/FR	Special	
		Solo	Asst.	Total	Sacks						Teams	
2016 (Min)	13/0	5	1	6	0.0	0	1	0	0	0/0	1	
2017 (Min)	14/0	13	6	19	0.0	1	9	2	2	0/0	2	
Playoffs	2/0	2	2	4	0.0	0	0	0	0	0/0	0	
Totals	27/0	18	7	25	0.0	1	10	2	2	0/0	3	
Playoffs	2/0	2	2	4	0.0	0	1	0	0	0/0	0	

SINGLE-GAME CAREER HIGHS

Total Tackles.....3.....4x, last at Cleveland (UK), 10/29/17
 Solo Tackle.....3.....at Washington, 11/13/16
 Pass Defensed.....1.....10x, last at Atlanta, 12/23/17
 Special Teams Tackle.....1.....at Tennessee, 9/11/16
 Interception.....1.....at Washington, 11/12/17
 Tackle For Loss.....1.....2x, last at Green Bay (12/23)
 QB Hurry.....1.....2x, last at Detroit, 11/23/17

ALEXANDER'S INTERCEPTION

GAME	QB	INT (Yds)
at Washington, 11/12/17	Kirk Cousins	1 (10)
Total		1 (10)

ALEXANDER'S CAREER GAME-BY-GAME (*starts)

2016.....U	A	T	TFL	SK	QH	FF	FR	INT	PD	2017.....U	A	T	TFL	SK	QH	FF	FR	INT	PD
at TN - 9/11.....0	0	0	0	0.0	0	0	0	0	0	vs. NO - 9/11.....0	0	0	0	0.0	0	0	0	0	1
vs. GB - 9/18.....0	0	0	0	0.0	0	0	0	0	0	at PIT - 9/17.....1	0	1	0	0.0	0	0	0	0	0
at CAR - 9/25.....0	1	1	0	0.0	0	0	0	0	0	vs. TB - 9/24.....1	2	3	0	0.0	0	0	0	0	1
vs. NYG - 10/3.....0	0	0	0	0.0	0	0	0	0	0	vs. DET - 10/1.....1	1	2	0	0.0	0	0	0	0	1
vs. HOU - 10/9.....1	0	1	0	0.0	0	0	0	0	1	at CHI - 10/9.....1	0	1	0	0.0	0	0	0	0	0
at PHI - 10/23.....0	0	0	0	0.0	0	0	0	0	0	vs. GB - 10/15.....2	1	3	0	0.0	0	0	0	0	1
at CHI - 10/31.....0	0	0	0	0.0	0	0	0	0	0	vs. BAL - 10/22.....INACTIVE									
vs. DET - 11/6.....1	0	1	0	0.0	0	0	0	0	0	at CLE - 10/29.....2	1	3	0	0.0	0	0	0	0	0
at WAS - 11/13.....3	0	3	0	0.0	0	0	0	0	0	at WAS - 11/12.....1	0	1	0	0.0	0	0	0	1	2
vs. ARI - 11/20.....0	0	0	0	0.0	0	0	0	0	0	vs. LAR - 11/19.....2	0	2	1	0.0	1	0	0	0	1
at DET - 11/24.....0	0	0	0	0.0	0	0	0	0	0	at DET - 11/23.....0	0	0	0	0.0	1	0	0	0	1
vs. DAL - 12/1.....INACTIVE										at ATL - 12/3.....0	0	0	0	0.0	0	0	0	0	1
at JAX - 12/11.....0	0	0	0	0.0	0	0	0	0	0	at CAR - 12/10.....1	1	2	0	0.0	0	0	0	0	0
vs. IND - 12/18.....0	0	0	0	0.0	0	0	0	0	0	vs. CIN - 12/17.....INACTIVE									
at GB - 12/24.....INACTIVE										at GB - 12/23.....1	0	1	1	0.0	0	0	0	0	0
vs. CHI - 1/1/17.....INJURED RESERVE										vs. CHI - 12/31.....0	0	0	0	0.0	0	0	0	0	0
2016...GP/GS: 13/0....5	1	6	0	0.0	0	0	0	0	1	2017...GP/GS: 14/0....13	6	19	2	0.0	2	0	0	1	9
										2017 Playoffs									
										vs. NO - 1/14/18...1	1	2	0	0.0	0	0	0	0	1
										vs. PHI - 1/21/18...1	1	2	0	0.0	0	0	0	0	0
										Totals...GP/GS: 2/0....2	2	4	0	0.0	0	0	0	0	1



64

JOSH ANDREWS

POSITION: Center
HEIGHT/WEIGHT: 6-2/311
DOB: 6-21-91
HOMETOWN: Los Angeles, CA

COLLEGE: Oregon State
ACQUIRED: FA 2018
NFL SEASON: 3
VIKINGS SEASON: 1

2017 GP/GS
 PS-PHI

Career GP/GS
 16/0-PHI

Playoffs GP/GS
 0/0

• Joined Philadelphia as an undrafted free agent in 2014 and spent a majority of his 4 years with the Eagles on their practice squad.

OFF THE FIELD Teammates with fellow Vikings OL Mike Remmers from 2009-11 while at Oregon State...Holds a degree in sociology...Known as 'Juice' during his career at OSU...Son of Nate and Tanya Smith.

PRO Joined the Vikings as a free agent Signed with the Eagles as an undrafted free agent following the 2014 NFL draft...Has played in 16 games in his career...Appeared in 13 games in 2015 and 3 in 2016 while spending the entire 2014 and 2017 seasons on Philadelphia's practice squad.

2017 Spent the entire season on the Eagles practice squad for the franchise's run to secure their 1st Super Bowl title in club history...Eagles won Super Bowl LII at U.S. Bank Stadium, home field of the Vikings.

2016 Appeared in 3 games...Saw action vs. Green Bay (11/28), vs. Washington (12/11) and at Baltimore (12/18).

2015 Played in career high 13 games, appearing on special teams for the Eagles.

2014 Spent the entire season on the Eagles practice squad after signing as an undrafted free agent after the 2014 NFL Draft.

COLLEGE Made 32 career starts, including 30 straight to end his career at OSU...Played both LG and C throughout his career...Redshirted in 2009, his 1st year on campus.

PREP Attended Colony HS in Ontario, California...Earned 1st team All-Mt. Baldy League 3 times...3-time All-CIF Central Division honoree...Also played PF for Colony's basketball team.

ANDREWS' CAREER GAMES/STARTS

Year	GP/GS
2015 (Phi).....	13/0
2016 (Phi).....	3/0
Totals	16/0



55

ANTHONY BARR

POSITION: Linebacker
HEIGHT/WEIGHT: 6-5/255
DOB: 3-18-92
HOMETOWN: San Pedro, CA

COLLEGE: UCLA
ACQUIRED: D1a (#9) 2014
NFL SEASON: 5
VIKINGS SEASON: 5

2017 GP/GS
16/16

Career GP/GS
58/58

Playoffs GP/GS
3/3

- Started all 58 games in which he has appeared and helped lead the NFL's 1st-ranked defense (275.9 ypg) in 2017.
- The 2nd-highest LB drafted by Vikings, behind Hall of Famer Chris Doleman at #4 in 1985, who later moved to DE. Also the 1st draft pick of the Mike Zimmer regime.

OFF THE FIELD Majored in business...Launched the Anthony Barr Foundation to benefit single mothers by awarding college scholarships and providing financial support to gain their degrees in California and Minnesota...College roommate of Vikings LB Eric Kendricks...Father, Tony Brooks, was a 4th-round draft pick (RB) by the Philadelphia Eagles in 1992 out of Notre Dame...Has 3 uncles who also played in the NFL.

HONORS Selected to the Pro Bowl after the 2015, 2016 and 2017 seasons...Named NFC Defensive Player of the Week for game at Tampa Bay (10/26/14).

PRO Has started all 58 games in which he has appeared...Key cog to a defense that ranked 1st in both yards per game (275.9) and points allowed (15.8) in 2017...3-time Pro Bowler earning the honor following the 2015, 2016 and 2017 seasons...Snared 1st career INT off future Hall of Famer Peyton Manning at Denver (10/4/15)...Ranks 6th in Vikings history for tackles by a rookie with 99 stops...Started 12 games before going on injured reserve (12/27/15), the 3rd-most starts by a rookie LB in team history...Notched the 1st game-winning FR-TD in OT in club history at Tampa Bay (10/26/14), forcing, recovering and returning the fumble 27 yards for the score on the 1st play from scrimmage of the OT period...Selected with the #9 overall pick in 2014 NFL Draft after Minnesota traded from #8 to #9 with Cleveland...The 2nd-highest drafted LB in Vikings history, behind only Chris Doleman at #4 in 1985.


2017 Grabbed 3 tackles (1 solo) and a QBH at Philadelphia (1/21/18) in the Vikings NFC Championship game loss...Snagged his 2nd career INT, and first in the playoffs, in the Vikings Divisional Round defeat of New Orleans (1/14/18), adding 4 solo tackles, a tackle for loss and a QBH...Totaled 98 tackles and started all 16 games for the 2nd straight season...Tallied a team-high 8 tackles (5 solo) and a TFL vs. Chicago (12/31)...Named to his 3rd straight Pro Bowl...Recorded 6 tackles (2 solo) and 1 QBH at Green Bay (12/23) as the Vikings shutout the Packers for the 1st time since 1971...Compiled 4 tackles (1 solo) vs. Cincinnati (12/17) as the Vikings clinched the NFC North title...Posted 5 tackles (3 solo) at Carolina (12/10)...Contributed 5 tackles (4 solo) at Atlanta (12/3)...Recorded 6 solo tackles and a QBH at Detroit (11/23) on Thanksgiving Day...Tallied a solo tackle vs. Los Angeles (11/19)...Contributed 3 solo tackles, 2 QBH, 1 TFL and a PD at Washington (11/12)...Registered 7 tackles (4 solo) and a PD vs. Cleveland (10/29) at Twickenham Stadium in London, England as a part of the NFL's International Series...Posted 13 tackles (10 solo), 3 TFL, 1.0 sack, 2 QBH and 1 PD vs. Baltimore (10/22)...Tallied 2 tackles (1 solo) 4 QBH and a PD vs. Green Bay (10/15)...Recorded 6 total tackles (4 solo), a QBH, TFL and a PD at Chicago (10/9)...Tallied 8 tackles (5 solo) a QBH and a PD vs. Detroit (10/1)...Compiled 4 solo tackles, 2 QBH and 1 TFL vs. Tampa Bay (9/24)...Contributed 12 tackles (9 solo) and 1 TFL at Pittsburgh (9/17)...Started and totaled 8 tackles (5 solo) and 1 TFL vs. New Orleans (9/11).

2016 Earned his 2nd Pro Bowl berth and totaled 91 tackles (61 solo), 4 TFL, 2 sacks, 20 QBHs, 5 PD, 1 FF and 1 FR, starting 16 games for the 1st time in his career, for the NFL's 3rd-ranked defense (314.9)...Tallied 9 tackles (5 solo) vs. Chicago (1/17)...Recorded 6 tackles (5 solo) and 3 QBHs at Green Bay (12/24)...Posted 5 tackles vs. Indianapolis (12/18)...Totaled 6 tackles (4 solo), 1 QBH and 2 PD at Jacksonville (12/11)...Forced a fumble, adding 4 tackles (1 solo), vs. Dallas (12/5)...Notched 5 tackles (4 solo), 1 TFL, 1 sack and 3 QBHs at Detroit (11/24)...Led Minnesota's LBs with 7 tackles (4 solo) vs. Arizona (11/20)...Tied a team high with 7 tackles (6 solo), 1 TFL and 1 PD at Washington, (11/13)...Registered a team-high 10 tackles (7 solo), 1 TFL and 1 QBH vs. Detroit (11/6)...Tallied 4 tackles (3 solo) at Chicago (10/31)...Registered 5 tackles (4 solo), 1 QBH and 1 FR - part of 4 Eagles turnovers - at Philadelphia (10/23)...Notched 3 tackles (2 solo) and 4 QBHs vs. Houston (10/9)...Posted 3 tackles (all solo) and 1 PD vs. NY Giants (10/3)...Tied a season-best 11 tackles (9 solo), 1 TFL, 1 sack and 2 QBHs at Carolina (9/25)...Tallied 3 tackles (2 solo) and 1 QBH vs. Green Bay (9/18)...Recorded 3 tackles (2 solo), 3 QBHs and 1 PD at Tennessee (9/11).

2015 Started 14 games and helped the Vikings defense rank 5th in scoring (18.9)...Named to Pro Bowl...Started the Wild Card playoff game vs. Seattle (1/10/16), recording 4 tackles and a QBH...Totaled 80 tackles, 3.5 sacks, 6 TFL, 12 QB hurries, 3 FFs, 1 INT and 7 PD...Set a new career best with 12 tackles in Week 1 at San Francisco (9/14)...Registered 1st sack of the season on Philip Rivers in Week 3 vs. San Diego (9/27)...Snagged 1st career INT at Denver (10/4) when grabbing a Peyton Manning pass and returning it 32 yards...Had a half-sack at Detroit (10/25)...Sacked Matt Ryan for the 2nd time in his career and totaled 9 tackles, 2 TFL, 1.0 sack, 2 FFs and 1 PD at Atlanta (11/29)...Chased down Falcons RB Tevin Coleman and recorded his 1st of a career-high 2 FFs early in the contest on a momentum-shifting play...In the NFC North-clinching win at Green Bay (1/3/16), had 5 tackles, 2 TFL, 1.0 sack and had a PD on Aaron Rodgers last-second hail mary attempt.

GIVING BACK TO GIVING MOMS

The Raise the Barr Foundation was launched in spring 2016 as a way to provide support to single mothers through childcare assistance and providing scholarship funds for mothers wishing to continue their education. Barr was raised by his single mother, Lori, and took advantage of his platform as an NFL player to help give back. "As a young child, I witnessed my mother work hard to put herself through college after having me when she was only 19 years old," Barr said. "She worked as a classroom assistant in the morning hours, went to school in the afternoon, and waited tables at night. Even so, she still had to take out student loans to pay for college, loans she is still paying off today."



2014 Named to analyst Gil Brandt's NFL.com All-Rookie team...Started season opener at St. Louis (9/7), the lone rookie starter for the Vikings...Placed on injured reserve on 12/27... Ended season ranked 4th on team with 99 tackles, 2nd among Vikings LBs behind Chad Greenway...Started all 12 games he played, the 3rd-most starts in team history by a rookie LB... Scored game-winning TD at Tampa Bay (10/26) with a 27-yard FR TD on the 1st play from scrimmage of OT, marking the 1st time in team history an OT game was won on a defensive TD and only the 4th time in NFL history an OT game was won on a FR...Totaled 9 tackles, 1.0 sack, 3 QB hurries, 1 FF, 1 FR and 1 PD and was named NFC Defensive Player of the Week for game at Tampa Bay...Notched 11 tackles vs. New England (9/14)... Notched 1st career sack at New Orleans (9/21) and had 10 tackles...Sacked Falcons QB Matt Ryan vs. Atlanta (9/28) late in 4th quarter and recorded 10 tackles that game...Had a pair of FRs at Buffalo (10/19), nearly tying the Vikings record of 3 FRs in a game...Notched sack vs. Washington (11/2)...Inactive for game vs. NY Jets (12/7) and at Detroit (12/14) with knee injury.

COLLEGE Started 37 of his 51 career games for Bruins, 10 as a FB early in his career and 27 at LB...Earned All-America honors as a junior and senior...Capped collegiate career with consensus All-America honors as a senior in 2013 and unanimous All-Pac 12 honors...Earned All-America from Walter Camp, AFCA, *USA Today*, among others...UCLA defensive MVP and team captain...Was a finalist for Butkus, Lombardi and Bednarik Awards as a senior...Ranked 2nd in country with 4 FRs and 5th in country with 5 FFs...Notched 3 FFs against Nebraska in 2013...Was 2nd-Team All-American by *Associated Press* as a junior in 2012...Named 1st-Team All-Pac 12 as a junior...Ranked 8th in country with 13.5 sacks...Ranked 2nd on team with 83 tackles...Had 8 tackles and 1.5 sacks against Stanford in Pac-12 Championship Game...Had 9 tackles in Holiday Bowl against Baylor...Began his UCLA career as a FB...Started 7 games as a sophomore blocking back and scored his 1st TD...Started 4 of his 12 games as a freshman, earning the team Rookie of the Year award.

BARR'S NFL TOTALS

		Tackles											Special
Year	GP/GS	Solo	Asst.	Total	Sacks	INTs	PD	TFL	QBH	FF/FR	Teams		
2014	12/12	72	27	99	4.0	0	3	4	13	2/3	0		
2015	14/14	61	19	80	3.5	1 (32)	7	6	12	3/0	0		
Playoffs	1/1	3	1	4	0.0	0	0	0	1	0/0	0		
2016	16/16	61	30	91	2.0	0	5	4	20	1/1	0		
2017	16/16	67	31	98	1.0	0	6	9	14	0/0	0		
Playoffs	2/2	5	2	7	1	0.0	1	0	1	1	1		
Totals	58/58	261	107	368	10.5	1 (32)	21	23	59	6/4	0		
Playoffs	3/3	8	3	11	0.0	1 (18)	1	1	2	0/0	0		

SINGLE-GAME CAREER HIGHS

Tackles 13 vs. Baltimore, 10/22/17
 Solo Tackles 10 3x, last vs. Baltimore, 10/22/17
 Sack 1.0 10x, last vs. Baltimore, 10/22/17
 QB Hurries 4 2x, last vs. Green Bay, 10/15/17
 Tackles For Loss 3 vs. Baltimore, 10/22/17
 Interception 1 2x, last vs. New Orleans, 1/14/18*
 Pass Defensed 1 20x, last vs. New Orleans, 1/14/18*
 Forced Fumbles 2 at Atlanta, 11/29/15
 Fumble Recoveries 2 at Buffalo, 10/19/14
 Touchdown 1 at Tampa Bay, 10/26/14 (27 FR)

PREP Was ranked the best athlete in the country as a senior at Loyola High (Los Angeles) by Tom Lemming and Max Preps...Selected to US Army All-America game but could not participate...Rivals had him ranked 5th-best athlete and Scout.com ranked him 10th among LBs...Missed majority of senior season with ankle injury...Earned All-State RB honors with 1,890 yards and 20 TDs as a junior...Standout in track.

BARR'S SACKS

GAME	QB	SACKS
at New Orleans, 9/21/14	Drew Brees	1.0
vs. Atlanta, 9/28/14	Matt Ryan	1.0
at Tampa Bay, 10/26/14	Mike Glennon	1.0
vs. Washington, 11/2/14	Robert Griffin III	1.0
vs. San Diego, 9/27/15	Philip Rivers	1.0
at Detroit, 10/25/15	Matthew Stafford	0.5
at Atlanta, 11/29/15	Matt Ryan	1.0
at Green Bay, 1/3/16	Aaron Rodgers	1.0
at Carolina, 9/25/16	Cam Newton	1.0
at Detroit, 11/24/16	Matthew Stafford	1.0
vs. Baltimore, 10/22/17	Joe Flacco	1.0
Total		10.5

BARR'S INTERCEPTION

GAME	QB	INT (Yds)
at Denver, 10/4/15	Peyton Manning	1 (32)
vs. New Orleans, 1/14/18	Drew Brees	1 (18)
Total		2(50)

BARR'S CAREER GAME-BY-GAME (*starts)

2014.....U	A	T	TFL	SK	QH	FF	FR	INT	PD	2016.....U	A	T	TFL	SK	QH	FF	FR	INT	PD
at STL - 9/7 *.....10	1	11	0	0.0	1	0	0	0	0	at TN - 9/11*.....2	1	3	0	0.0	3	0	0	0	1
vs. NE - 9/14 *.....8	3	11	0	0.0	0	0	0	0	0	vs. GB - 9/18*.....2	1	3	0	0.0	2	0	0	0	0
at NO - 9/21 *.....8	2	10	1	1.0	1	0	0	0	1	at CAR - 9/25*.....9	2	11	1	1.0	2	0	0	0	0
vs. ATL - 9/28 *.....6	4	10	1	1.0	1	0	0	0	0	vs. NYG - 10/3*.....3	0	3	0	0.0	0	0	0	0	1
at GB - 10/2 *.....4	3	7	0	0.0	0	0	0	0	0	vs. HOU - 10/9*.....2	1	3	0	0.0	4	0	0	0	0
vs. DET - 10/12 *.....7	2	9	0	0.0	0	0	0	0	0	at PHI - 10/23*.....4	1	5	0	0.0	1	0	1	0	0
at BUF - 10/19 *.....8	2	10	0	0.0	2	0	2	0	1	at CHI - 10/31*.....3	1	4	0	0.0	0	0	0	0	0
at TB - 10/26 *.....6	3	9	0	1.0	3	1	1	0	1	vs. DET - 11/6*.....7	3	10	1	0.0	1	0	0	0	0
vs. WAS - 11/2 *.....4	1	5	2	1.0	3	0	0	0	0	at WAS - 11/13*.....6	1	7	1	0.0	0	0	0	0	1
at CHI - 11/16 *.....4	4	8	0	0.0	2	0	0	0	0	vs. ARI - 11/20*.....4	3	7	0	0.0	0	0	0	0	0
vs. GB - 11/23 *.....3	1	4	0	0.0	0	1	0	0	0	at DET - 11/24*.....4	1	5	1	1.0	3	0	0	0	0
vs. CAR - 11/30 *.....4	1	5	0	0.0	0	0	0	0	0	vs. DAL - 12/1*.....1	3	4	0	0.0	0	1	0	0	0
vs. NYJ - 12/7.....INACTIVE										at JAX - 12/11*.....4	2	6	0	0.0	1	0	0	0	2
at DET - 12/14.....INACTIVE										vs. IND - 12/18*.....0	5	5	0	0.0	0	0	0	0	0
at MIA - 12/21.....INACTIVE										at GB - 12/24*.....5	1	6	0	0.0	3	0	0	0	0
vs. CHI - 12/28.....INJURED RESERVE										vs. CHI - 1/1/17*.....5	4	9	0	0.0	0	0	0	0	0
2014..GP/GS: 12/12.....72	27	99	4	4.0	13	2	3	0	3	2016..GP/GS: 16/16.....61	30	91	4	2.0	20	1	1	0	5
2015.....U	A	T	TFL	SK	QH	FF	FR	INT	PD	2017.....U	A	T	TFL	SK	QH	FF	FR	INT	PD
at SF - 9/14 *.....10	2	12	1	0.0	0	0	0	0	1	vs. NO - 9/11*.....5	3	8	1	0.0	0	0	0	0	0
vs. DET - 9/20 *.....2	3	5	0	0.0	0	0	0	0	0	at PIT - 9/17*.....9	3	12	1	0.0	0	0	0	0	0
vs. SD - 9/27 *.....5	1	6	1	1.0	3	1	0	0	0	vs. TB - 9/24*.....4	0	4	1	0.0	2	0	0	0	0
at DEN - 10/4 *.....5	1	6	0	0.0	0	0	0	1	1	vs. DET - 10/1*.....5	3	8	0	0.0	1	0	0	0	1
vs. KC 10/18 *.....1	3	4	0	0.0	0	0	0	0	0	at CHI - 10/9*.....4	2	6	1	0.0	1	0	0	0	1
at DET - 10/25 *.....2	2	4	0	0.5	2	0	0	0	0	vs. GB - 10/15*.....1	1	2	0	0.0	4	0	0	0	1
at CHI - 11/1 *.....4	0	4	0	0.0	3	0	0	0	0	vs. BAL - 10/22*.....10	3	13	3	1.0	2	0	0	0	1
vs. STL - 11/8 *.....8	0	8	0	0.0	0	0	0	0	1	at CLE - 10/29*.....4	3	7	0	0.0	0	0	0	0	1
at OAK - 11/15 *.....6	1	7	0	0.0	0	0	0	0	1	at WAS - 11/12*.....3	0	3	1	0.0	2	0	0	0	1
vs. GB - 11/22 *.....5	1	6	0	0.0	1	0	0	0	0	vs. LAR - 11/19*.....1	0	1	1	0.0	0	0	0	0	0
at ATL - 11/29 *.....7	2	9	2	1.0	1	2	0	0	1	at DET - 11/23*.....6	0	6	0	0.0	1	0	0	0	0
vs. SEA - 12/6 *.....0	0	0	0	0.0	0	0	0	0	0	at ATL - 12/3*.....4	1	5	0	0.0	0	0	0	0	0
at AZ - 12/10.....INACTIVE										at CAR - 12/10*.....3	2	5	0	0.0	0	0	0	0	0
vs. CHI - 12/20.....INACTIVE										vs. CIN - 12/17*.....1	3	4	0	0.0	0	0	0	0	0
vs. NYG - 12/27 *.....3	1	4	0	0.0	0	0	0	0	1	at GB - 12/23*.....2	4	6	0	0.0	1	0	0	0	0
at GB - 1/3/16 *.....3	2	5	2	1.0	2	0	0	0	1	vs. CHI - 12/31*.....5	3	8	1	0.0	0	0	0	0	0
2015..GP/GS: 14/14.....61	19	80	6	3.5	12	3	0	1	7	2017..GP/GS: 16/16.....67	31	98	9	1.0	14	0	0	0	6
2015 PLAYOFFS										2017 Playoffs									
vs. SEA - 1/10/16 *.....3	1	4	0	0.0	1	0	0	0	0	vs. NO - 1/14/18*.....4	0	4	1	0.0	1	0	0	1	1
										vs. PHI - 1/21/18*.....1	2	3	0	0.0	1	0	0	0	0
										Totals..GP/GS: 2/2.....5	2	7	1	0.0	2	0	0	1	1



Anthony Barr joined fans at the NFL Experience during Super Bowl LII week festivities in downtown Minneapolis. Barr is active with his Raise The Barr Foundation that works to support single mothers.



81

BLAKE BELL

POSITION: Tight End
HEIGHT/WEIGHT: 6-6/252
DOB: 8-7-91
HOMETOWN: Wichita, KS

COLLEGE: Oklahoma
ACQUIRED: W (SF) 2017
NFL SEASON: 4
VIKINGS SEASON: 2

2017 GP/GS	Career GP/GS	Playoffs GP/GS
13/3	40/8 (27/5-SF; 13/3-MIN)	0/0

• His father, Mark, played TE/DE in the NFL from 1979-84 for the Seattle Seahawks, Baltimore Colts and Indianapolis Colts. His uncle, Mike, played DE for the Kansas City Chiefs from 1979-91.

• Earned the nickname the "Belldozer" in college after being featured in packages specifically designed to take advantage of his ability to produce in goal-line and short-yardage situations.

OFF THE FIELD Majored in arts and sciences planned program...Was also drafted by MLB's Detroit Tigers in the 43rd round (1,303rd overall) in the 2010 Major League Baseball draft.

PRO Made his NFL debut against Minnesota (9/14/15)... Has appeared in 40 games with 8 starts through his first 3 seasons...Hauled in 15 passes for 186 yards as a rookie with San Francisco...Originally drafted by the 49ers in the 4th round (#117) of the 2015 draft.

2017 Placed on injured reserve on 12/15 due to a shoulder injury...Made his 3rd start of the year and caught a season-high 2 passes for 7 yards and a 2-point conversion at Carolina (12/10) and added a ST tackle...Contributed on offense and special teams in Weeks 8-13...Started vs. Baltimore (10/22)... Contributed on offense and special teams vs. Green Bay (10/15) and at Chicago (10/9)...Made his first start as a Viking vs. Detroit (10/1) and caught his 1st pass of the season, 12 yards from Case Keenum...Contributed on offense and special teams in Weeks 1-3.

2016 Appeared in 13 games prior to his season being cut short with a shoulder injury forcing him to be placed on IR on 12/19... Totaled 4 catches for 85 yards on the year while also contributing 7 special teams tackles.

2015 Appeared in 14 games with 5 starts as a rookie... Made his NFL debut against Minnesota on 9/14/15...Recorded 1st career reception, an 11-yard catch, at Pittsburgh (9/20)...Hauled in 3 catches for 67 yards, including a career-long 48-yard reception vs. Arizona (11/29)...Set a season-high with 4 receptions for 43 yards vs. Cincinnati (12/20).

COLLEGE Played in 43 games (16 starts) for the Sooners. Started his career at QB before moving to TE as a senior. Played in 31 games (8 starts) at QB and completed 15 of 253 attempts. (59.3 pct.) for 1,763 yards., 12 TDs and 6 INTs while adding 627 yards. and 24 TDs on 177 carries. As a TE, played in 12 games (8 starts) and registered 16 receptions for 214 yds. and 4 TDs. Earned Oklahoma's Bob Kalsu Award as a senior, which is given annually to a member of the team who personifies Kalsu's spirit of leadership, serving as a motivator and role model for his teammates. Also earned Second-Team Academic All-Big 12 honors. In 2014, played in 12 games (8 starts) and registered 16 receptions for 214 yards. and 4 TDs. Played in 11 games (8 starts) as a junior and completed 140 of 233 attempts for 1,648 yards., 12 TDs and 5 INTs while adding 75 carries for 255 yds. As a sophomore, named First-Team Academic All-Big 12. Played in 13 games and completed 9-of-16 passes for 107 yards and rushed for 201 yards and 11 TDs on 60 carries. As a freshman, rushed for 171 yards and 13 TDs on 44 carries. His 13 TDs broke the school record for rushing TDs by a freshman QB. He sat out his first year on campus as a redshirt in 2010.

PREP Attended Bishop Carroll (Wichita, Kansas) HS...Threw for 2,752 yards and 32 TDs while rushing for 839 yards as a senior...As a junior, threw for 3,240 yards and 27 TDs.

BELL'S NFL TOTALS

		RECEIVING				
YearGP/GS	No.	Yds.	Avg.	Lg	TD
2015 (SF)14/5	15	186	12.4	48	0
2016 (SF)13/0	4	85	21.3	45	0
2017 (Min)13/3	3	19	6.3	12	0
Totals40/8	22	290	13.2	48	0

SINGLE-GAME CAREER HIGHS


Receptions..... 4..... vs. Cincinnati, 12/20/15
Receiving Yards.....67..... vs. Arizona, 11/29/15
Long Reception48..... vs. Arizona, 11/29/15

BELL'S GAME-BY-GAME

2015SAN FRANCISCO	No.	Yards	Avg.	Long	TD
9/14 Minnesota	0	0	0.0	0	0
9/20 @ Pittsburgh	1	11	11.0	11	0
9/27 @ Arizona	0	0	0.0	0	0
10/4 Green Bay	0	0	0.0	0	0
10/11 @ New York Giants	1	6	6.0	6	0
10/18 Baltimore	0	0	0.0	0	0
10/22 Seattle	INACTIVE				
11/1 @ St. Louis	INACTIVE				
11/8 Atlanta	0	0	0.0	0	0
11/22 @ Seattle	0	0	0.0	0	0
11/29 Arizona	3	67	22.3	48	0
12/6 @ Chicago	1	5	5.0	5	0
12/13 @ Cleveland	3	49	11.0	24	0
12/20 Cincinnati	4	43	8.5	27	0
12/27 @ Detroit	0	0	0.0	0	0
1/3/16 St. Louis	1	5	5.0	5	0
2015 GP/GS: 14/5	15	186	12.4	48	0
2016SAN FRANCISCO	No.	Yards	Avg.	Long	TD
9/12 LA	0	0	0.0	0	0
9/18 @ Carolina	1	6	6.0	6	0
9/25 @ Seattle	0	0	0.0	0	0
10/2 Dallas	0	0	0.0	0	0
10/6 Arizona	1	4	4.0	4	0
10/16 @ Buffalo	INACTIVE				
10/23 Tampa Bay	0	0	0.0	0	0
11/6 New Orleans	0	0	0.0	0	0
11/13 @ Arizona	0	0	0.0	0	0
11/20 New England	0	0	0.0	0	0
11/27 @ Miami	0	0	0.0	0	0
12/4 @ Chicago	0	0	0.0	0	0
12/11 New York Jets	1	30	30.0	30	0
12/18 @ Atlanta	1	45	45.0	45	0
12/24 @ LA Rams	RESERVE/INJURED				
1/1/17 Seattle	RESERVE/INJURED				
2016 GP/GS: 13/0	4	85	21.3	45	0

BELL'S GAME-BY-GAME CONT'D

2017MINNESOTA No.	Yards	Avg.	Long	TD
vs. New Orleans - 9/11..... 0	0	0.0	0	0
at Pittsburgh - 9/17..... 0	0	0.0	0	0
vs. Tampa Bay - 9/24..... 0	0	0.0	0	0
vs. Detroit - 10/1*.....1	12	12.0	12	0
at Chicago - 10/9..... 0	0	0.0	0	0
vs. Green Bay - 10/15..... 0	0	0.0	0	0
vs. Baltimore - 10/22*..... 0	0	0.0	0	0
at Cleveland - 10/29..... 0	0	0.0	0	0
at Washington - 11/12..... 0	0	0.0	0	0
vs. LA Rams - 11/19..... 0	0	0.0	0	0
at Detroit - 11/23..... 0	0	0.0	0	0
at Atlanta - 12/3..... 0	0	0.0	0	0
at Carolina - 12/10*..... 2	7	3.5	6	0
vs. Cincinnati - 12/17.....	RESERVE/INJURED			
at Green Bay - 12/23.....	RESERVE/INJURED			
vs. Chicago - 12/31.....	RESERVE/INJURED			
2017GP/GS: 13/3.....3	19	6.3	12	0



90

TASHAWN BOWER

POSITION: Defensive End
HEIGHT/WEIGHT: 6-5/250
DOB: 2-18-95
HOMETOWN: Somerville, NJ

COLLEGE: LSU
ACQUIRED: UDFA 2017
NFL SEASON: 2
VIKINGS SEASON: 2

2017 GP/GS
2/0

Career GP/GS
2/0

Playoffs GP/GS
0/0

• Friends and teammates of Danielle Hunter, who hosted Tashawn on his collegiate visit, and followed his path from LSU to the Vikings.

OFF THE FIELD Majored in general business at LSU...has one sister, Olivia, and is a native of New Jersey...Pronounced tuh-SHAWN.

PRO Signed by the Vikings as an undrafted free agent following the 2017 draft and earned a roster spot after an impressive training camp and preseason.

2017 Inactive at Philadelphia (1/21/18)...Inactive for the Vikings Divisional Round playoff win vs. New Orleans (1/14/18)...Inactive Weeks 12-17...Tallied the 1st sack of his career vs. Los Angeles (11/19)...Inactive at Washington (11/12)...Made his NFL debut vs. Cleveland (10/29) at Twickenham Stadium in London, England as a part of the NFL's International Series and contributed on special teams...Inactive Weeks 1-7.

BOWER'S NFL TOTALS

Year	GP/GS	Tackles			Sacks	INTs	PD	TFL	QBH	FF/FR	Special Teams
		Solo	Asst.	Total							
2017 (Min)	2/0	1	0	1	1.0	0	0	0	1	0/0	0
Totals	2/0	1	0	1	1.0	0	0	0	1	0/0	0

SINGLE-GAME CAREER HIGHS

Tackles 1..... vs. Los Angeles Rams, 11/19/17
 Sack 1..... vs. Los Angeles Rams, 11/19/17
 QB Hurry 1..... vs. Los Angeles Rams, 11/19/17

COLLEGE Appeared in 40 games at LSU, making 7 starts, during his 4-year career...Totalled 60 tackles, 12 TFL, 5.5 sacks, 8 QBH and 2 FFs throughout his collegiate career... Played DE his first 3 seasons before transitioning to hybrid OLB/DE under new DC Dave Aranda's 3-4 scheme as a senior...Totalled 23 tackles and 4.0 sacks as a senior in his new role...Part of a LSU defense that allowed the fewest TDs (16) and fewest TDs per game (1.3) in college football in 2016... Participated in the NFLPA Collegiate Bowl prior to the draft.

PREP Attended Immaculata HS...rated as a 4-star recruit by ESPN, Rivals.com, Scout.com and 247Sports.com...Participated in the Semper Fidelis All-American Bowl...Finished his high school career with 95 total tackles, 16 TFL, 11.0 sacks, 7 PD and 3 FFs.

BOWER'S SACKS

GAME	QB	SACKS
vs. Los Angeles Rams, 11/19/17 ...	Jared Goff	1.0
Total		1.0



40

KENTRELL BROTHERS

POSITION: Linebacker
HEIGHT/WEIGHT: 6-1/242
DOB: 2-8-93
HOMETOWN: Edmond, OK

COLLEGE: Missouri
ACQUIRED: D5 (#160) 2016
NFL SEASON: 3
VIKINGS SEASON: 3

2017 GP/GS 16/0
Career GP/GS 26/0
Playoffs GP/GS 2/0

- Played primarily on special teams in 2017, recording a career-high 16 special teams tackles.
- Led the NCAA with 152 tackles as a senior at Mizzou.

OFF THE FIELD Earned degree in arts and sciences at Missouri in December 2015...Active with Boys and Girls Clubs events...Aspires to a career in counseling or coaching after football...Has never been to an NFL game as a spectator...Mom is a nurse and step-dad is a health care provider.

PRO Totaled a career-high 2 special teams tackles vs. Arizona (11/20/16) and at Washington (11/13/16)...Made his NFL debut at Chicago (10/31/16)...The lone LB drafted by the Vikings in 2016...Trained with fellow Vikings 2016 draftee DE Stephen Weatherly during the pre-draft process in Atlanta...Selected in the 5th round (#160 overall)...1st Missouri player drafted by the Vikings since DT C.J. Mosley in 2005.

2017 Contributed mostly on special teams, recording a career best 16 special teams tackles, the 2nd most on the team...Played on special teams at Philadelphia (1/21/18)...Made a special teams tackle in the Vikings Divisional Round playoff victory vs. New Orleans (1/14/18)...Registered a special teams assisted tackle vs. Chicago (12/31)...Tallied a special teams tackle at Green Bay (12/23)...Played on defense for the 1st time in his career vs. Cincinnati (12/17) and posted 1 ST tackle to help the club secure the NFC North title...Led the ST unit with 3 tackles (2 solo) at Carolina (12/10)...Contributed on special teams at Atlanta (12/3)...Special teams captain at Detroit (11/23) on Thanksgiving Day...Played special teams vs. Los Angeles...Played on defense and special teams at Washington (11/12)...Posted 2 special teams tackles vs. Cleveland (10/29) at Twickenham Stadium in London, England as a part of the NFL's International Series...Tallied 2 special teams tackles vs. Baltimore (10/22)...Contributed 2 tackles (1 solo) on special teams vs. Green Bay (10/15)...Tallied 2 special teams tackles at Chicago (10/9)...Contributed on special teams vs. Detroit (10/1) and vs. Tampa Bay (9/24)...Played on special teams in Week 1 vs. New Orleans (9/11) and Week 2 at Pittsburgh (9/17), contributing 1 special teams tackle.

2016 Tied for 3rd on the team with 9 special teams tackles in 10 games played...Competed on special teams vs. Chicago (1/1/17)...Recorded a special teams stop at Green Bay (12/24), vs. Indianapolis (12/18), at Jacksonville (12/11) and vs. Dallas (12/1)...Saw action on special teams at Detroit (11/24)...Matched a career high with 2 special teams stops vs. Arizona (11/20)...Tallied 2 special teams stops at Washington (11/13)...Competed on special team vs. Detroit (11/6)...Notched 1 special teams tackle in his NFL debut at Chicago (10/31)...Inactive at Philadelphia (10/24), vs. Houston (10/9), vs. NY Giants (10/3), at Carolina (9/25), vs. Green Bay (9/18) and at Tennessee (9/11).

COLLEGE Ended career at Mizzou with 358 tackles, 4.5 sacks and 5 INTs...Helped Tigers win consecutive SEC East titles in 2013 and 2014...Defeated Minnesota Golden Gophers in Citrus Bowl to end 2014 season and helped defeat Oklahoma State in Cotton Bowl to end 2013...Capped productive college career with 1st-Team All-SEC honors for the Tigers after notching 2nd-Team All-SEC as a junior...Named Mizzou MVP as a senior along with LB of the Year for the squad and claimed the "Mo Award"...Led the nation in tackles with 152...Named SEC Defensive Player of the Week for game vs. Arkansas State as a senior when he had 16 tackles and 2 INTS...Posted 7 straight games with 10+ tackles during senior campaign...Had career-best 17 stops at Georgia as a senior...Led squad in tackles as a junior with 122...Forced 3 fumbles to lead team...Notched season-best 14 tackles vs. Alabama in the SEC title game...Had 11 stops and forced a fumble that sealed the win over Arkansas with 2:13 left in the game...Stepped into starting lineup as a sophomore in 2013 and started every game, the only Tigers LB to do so...Ranked 4th on team with 70 tackles and ranked 2nd on squad with 3 INTs...Had season-high 10 tackles and snared an INT late in the game during win at #7 Georgia...Saw action in 11 games as a redshirt freshman in 2012...Notched season-high 5 tackles in season finale at Texas A&M...Competed in spring practice after being sidelined with injury for all of his true freshman season in 2011...Redshirted as true freshman with leg injury suffered in preseason scrimmage.

PREP Standout WR and LB at Guthrie High in Guthrie, OK...Ranked #9 overall prospect in Oklahoma...Helped team to 2007 Class 5A state title in football...Played guard on basketball team that won 2 state championships...Played tennis in high school.

BROTHERS' NFL TOTALS

Year	GP/GS	Tackles			Sacks	INTs	PD	TFL	QBH	FF/FR	Special Teams
		Solo	Asst.	Total							
2016 (Min).....	10/0	0	0	0	0.0	0	0	0	0	0/0	9
2017 (Min).....	16/0	0	0	0	0.0	0	0	0	0	0/0	16
Playoffs.....	2/0	0	0	0	0.0	0	0	0	0	0/0	1
Totals	26/0	0	0	0	0.0	0	0	0.0	0	0/0	25
Playoffs	2/0	0	0	0	0.0	0	0	0.0	0	0/0	1

SINGLE-GAME CAREER HIGHS

Special Teams Tackles3..... at Carolina, 12/10/17



31

MACK BROWN

POSITION: Running Back
HEIGHT/WEIGHT: 5-11/213
DOB: 9-24-91
HOMETOWN: Clarkston, GA

COLLEGE: Florida
ACQUIRED: W(WAS) 2017
NFL SEASON: 3
VIKINGS SEASON: 2

2017 GP/GS

4/0 (3/0-WAS, 1/0-MIN)

Career GP/GS

13/0 (12/0-WAS, 1/0-MIN)

Playoffs GP/GS

0/0

• Made his NFL debut in London, England as a member of the Washington Redskins vs. Cincinnati (10/30/16).

OFF THE FIELD Majored in communications at Florida...Has strong military ties with his grandfather and two of his uncles serving in the U.S. Navy...Avid fan of professional boxing.

PRO Originally entered the NFL with the Houston Texans as a college free agent on 5/11/15... Waived by the Texans on 6/2/15... Signed with the Washington Redskins on 7/27/15... Waived by the Redskins on 9/5/15... Signed to the Redskins' practice squad on 10/20/15... Released from the Redskins' practice squad on 11/19/15... Signed to the Redskins' practice squad on 12/10/15... Waived on 9/3/16... Signed to the Redskins' practice squad on 9/4/16... Signed to the Redskins' active roster on 10/28/16... Waived by the Redskins on 10/28/17... Signed by the Vikings on 10/30/17.

2017 Made his Vikings debut at Carolina (12/10) and tallied 1 KR for 17 yards...Inactive in Weeks 11-13...Inactive against his former team at Washington (11/12)...Claimed off waivers by the Vikings on 10/30...Waived by Washington on 10/28... Contributed on special teams at Philadelphia (10/23)...Carried the ball 2 times for 2 yards and caught a career-long 11-yard pass vs. San Francisco (10/15)...Inactive at Kansas City (10/2)... Made his season debut vs. Oakland (9/24), rushing for 27 yards on 6 carries...Inactive Weeks 1-2.

2016 Finished the season with 8 rushes for 82 yards with 1 catch for -2 yards while appearing in 9 games...Played on special teams vs. New York Giants (1/1/17)...Rushed for a career-high 82 yards on 8 carries, including the 1st TD of his career, a 61-yard TD run, at Chicago (12/24)...Played on special teams in Weeks 12-15...Appeared on special teams and offense vs. Green Bay (11/20)...Contributed on special teams vs. Minnesota

BROWN'S NFL TOTALS

Year	GP/GS	RUSHING					RECEIVING				
		No.	Yds.	Avg.	Lg	TD	No.	Yds.	Avg.	Lg	TD
2015 (Was)											
2016 (Was)	9/0	8	82	10.3	61t	1	1	-2	-2.0	-2	0
2017 TOTAL	4/0	8	29	3.6	11	0	1	11	11.0	11	0
(Was)	3/0	8	29	3.6	11	0	1	11	11.0	11	0
(Min)	1/0	0	0	0.0	0	0	0	0	0.0	0	0
Playoffs	0/0	0	0	0.0	0	0	0	0	0.0	0	0
Total	13/0	16	111	6.9	61t	1	2	9	4.5	11	0

SINGLE-GAME CAREER HIGHS

Rushing Attempts..... 8..... at Chicago, 12/24/16
 Rushing Yards..... 82..... at Chicago, 12/24/16
 Long Rush..... 61t..... at Chicago, 12/24/16
 Rush TD..... 1..... at Chicago, 12/24/16
 Receptions..... 1..... 2x, last vs. San Francisco, 10/15/17
 Receiving Yards..... 11..... vs. San Francisco, 10/15/17
 Long reception..... 11..... vs. San Francisco, 10/15/17
 Kick Return..... 1..... at Carolina, 12/10/17
 Kick Return Yards..... 17..... at Carolina, 12/10/17

(11/13)...Made his NFL debut on special teams vs. Cincinnati in London (10/30)...Bumped up to the active roster in Week 8...Waived during final roster cuts but signed to the team's practice squad the next day.

2015 Spent the 2015 offseason with the Houston Texans after signing as an undrafted free agent...Was cut by the Texans and signed by the Washington Redskins for training camp...Spent 2 stints on the Redskins practice squad throughout the season.

COLLEGE Attended the University of Florida and racked up 805 yards rushing on 210 carries (3.8 avg.) and 78 yards on 18 receptions during his 5 seasons in Gainesville...Appeared in 49 games with 2 starts...Played in all 12 games as a senior, recording 95 yards on 22 carries and playing a key role on the special teams unit...Had a career-year in 2013, leading Florida with 543 rushing yards on 148 carries and 4 TDs...Appeared in 11 games in 2012 and ran the ball 25 times for 102 yards...Played his 1st full season in 2011 and saw action on offense and special teams, totaling 42 yards on 12 carries in limited action...Redshirted in 2010 after seeing limited action in 2 games and carrying the ball 3 times for 23 yards.

PREP Attended Martin Luther King, Jr. H.S. in Lithonia, Georgia...Tallied more than 1,700 combined yards and 20 TDs in his junior and senior seasons...Rated as a 4-star prospect by both Scout.com and Rivals.com...Named to the Top 150 Dream Team by PrepStar Magazine...Played in the 2010 Under Armour All-American Game.

BROWN'S TOUCHDOWNS

GAME **PLAY**
 at Chicago, 12/24/16 61 rush
Total **1 (1 rushing)**

BROWN'S CAREER GAME-BY-GAME (*starts)

RUSHING						RECEIVING					
2016.....	WASHINGTON.....	No.	Yards	Avg.	Long	TD	Att.	Yards	Avg.	Long	TD
9/12.....	Pittsburgh.....		PRACTICE SQUAD								
9/18.....	Dallas.....		PRACTICE SQUAD								
9/25.....	@ New York Giants.....		PRACTICE SQUAD								
10/2.....	Cleveland.....		PRACTICE SQUAD								
10/9.....	@ Baltimore.....		PRACTICE SQUAD								
10/16.....	Philadelphia.....		PRACTICE SQUAD								
10/23.....	@ Detroit.....		PRACTICE SQUAD								
10/30.....	@ Cincinnati.....	0	0	0.0	0	0	0	0	0.0	0	0
11/13.....	Minnesota.....	0	0	0.0	0	0	0	0	0.0	0	0
11/20.....	Green Bay.....	0	0	0.0	0	0	0	0	0.0	0	0
11/24.....	@ Dallas.....	0	0	0.0	0	0	0	0	0.0	0	0
12/4.....	@ Arizona.....	0	0	0.0	0	0	0	0	0.0	0	0
12/11.....	@ Philadelphia.....	0	0	0.0	0	0	0	0	0.0	0	0
12/19.....	Carolina.....	0	0	0.0	0	0	0	0	0.0	0	0
12/24.....	@ Chicago.....	8	82	10.3	61t	1	1	-2	-2.0	-2	0
1/1/17.....	New York Giants.....	0	0	0.0	0	0	0	0	0.0	0	0
2016.....	GP/GS: 9/0.....	8	82	10.3	61t	1	1	-2	-2.0	-2	0

RUSHING						RECEIVING					
2017.....	WAS / MIN^.....	No.	Yards	Avg.	Long	TD	Att.	Yards	Avg.	Long	TD
9/10.....	Philadelphia.....		INACTIVE								
9/17.....	@ LA Rams.....		INACTIVE								
9/24.....	Oakland.....	6	27	4.5	11	0	0	0	0.0	0	0
10/2.....	@ Kansas City.....		INACTIVE								
10/15.....	San Francisco.....	2	2	1.0	3	0	1	11	11.0	11	0
10/23.....	@ Philadelphia.....	0	0	0.0	0	0	0	0	0.0	0	0
11/12.....	@ Washington^.....		INACTIVE								
11/19.....	LA Rams^.....		INACTIVE								
11/23.....	@ Detroit^.....		INACTIVE								
12/3.....	@ Atlanta^.....		INACTIVE								
12/10.....	@ Carolina^.....	0	0	0.0	0	0	0	0	0.0	0	0
12/17.....	Cincinnati^.....		INACTIVE								
12/23.....	@ Green Bay^.....		INACTIVE								
12/31.....	Chicago^.....		INACTIVE								
2017.....	GP/GS: 4/0.....	8	29	3.6	11	0	1	11	11.0	11	0
1/14/18.....	New Orleans^.....		INACTIVE								
1/21/18.....	@ Philadelphia^.....		INACTIVE								

U.S. BANK STADIUM SIGNATURE ITEMS

Vikings fans don't have to look far from the field in order to catch instant replays at U.S. Bank Stadium. The stadium boasts two of the best-positioned LED video boards in the NFL. Located in both the east and west end zones, the video boards have been strategically placed as close as possible to eye level to ensure fans can simply shift their eyes from the field to the boards without head movement.

The larger of the two boards – manufactured by Daktronics in Redwood Falls, Minnesota – measures 120x68, or 8,160 square feet. Placed on the west side of the stadium just beyond the five large pivoting glass doors, the board is 13 times larger than the Metrodome video boards.





43

RESHARD CLIETT

POSITION: Linebacker
HEIGHT/WEIGHT: 6-2/225
DOB: 4-29-92
HOMETOWN: Thomasville, GA

COLLEGE: South Florida
ACQUIRED: FA 2018
NFL SEASON: 2
VIKINGS SEASON: 1

2017 GP/GS
0/0

Career GP/GS
0/0

Playoffs GP/GS
0/0

• Drafted by the Houston Texans 211th overall in the 6th round of the 2015 NFL Draft and missed entire rookie season with a torn ACL.

OFF THE FIELD Graduated with a degree in interdisciplinary social science at South Florida...Pronounced KLY-ett.

PRO Drafted 211th overall in the 6th round of the 2015 NFL Draft by the Houston Texans...Missed rookie season on IR (9/1/15) after tearing ACL...After being cut by the Texans on 9/4/16, was added to the Denver Broncos practice squad on 9/13/16...Released by Denver on 10/18/16 and added to the New York Jets practice squad on 10/26/16...Released by New York on 11/1/16 and joined the Cardinals practice squad on 11/22/16...Cut by Arizona and re-added to the practice squad before signing a Reserve/Future contract with the Tennessee Titans on 1/4/17...Waived by Tennessee on 5/15/17 and claimed off waivers by Kansas City...Was waived/injured by Kansas City on 8/7/17...Signed with the Vikings on 3/29/18.

2017 Signed to a Reserve/Future contract with the Tennessee Titans on 1/4...Waived by Tennessee on 5/15 and acquired off waivers to Kansas City...Waived/injured by Kansas City on 8/7.

2016 Spent the 2016 season on the practice squads of the Denver Broncos, New York Jets and Arizona Cardinals.

2015 Drafted to the Houston Texans before being placed on IR due to season-ending ACL injury on 9/1.

COLLEGE Saw action in 41 career games, starting 27 at LB...Recorded 135 career tackles, 17 TFL and 8 sacks on his career...In 2014, named a team captain and led USF and ranked 5th in the American Conference with a career-best 6 sacks...2nd on the team with 7.5 TFL, posting at least 1 in 7 games, as a senior...Invited to compete in the Medal of Honor Bowl and NFLPA Collegiate Bowl...In 2013, appeared in 11 games and started 10 finishing 2nd on the team with 56 tackles and added 7 TFL, 1 sack, and 3 pass break-ups...Led the team with 9 tackles, 2 TFL and 2 PD in the season-opener vs. McNeese State (8/31)...Awarded the Frank Morsani Leadership Award at the annual USF post-season banquet in 2013...In 2012, appeared in 11 games, starting 6, at LB and on special teams and totaled 40 tackles, 2 TFL, a sack, 3 PD and a fumble recovery...Earned his 1st career start vs. Florida State (9/30/12)...In 2011, appeared in 9 games at linebacker and on special teams and totaled 5 tackles, a sack, 1.5 TFL, a pressure and a PD...Redshirted in 2010.

PREP Attended Thomas County Central HS in Thomasville, Georgia...Had 97 tackles and 4 interceptions as a senior from his safety position...missed all of his junior season due to injury...clocked a 4.5 40-yard dash...also received offers from Georgia Southern, Eastern Kentucky and South Alabama.



13

STACY COLEY

POSITION: Wide Receiver
HEIGHT/WEIGHT: 6-0/195
DOB: 5-13-94
HOMETOWN: Pompano Beach, FL

COLLEGE: Miami (FL)
ACQUIRED: D7a (#219) 2017
NFL SEASON: 2
VIKINGS SEASON: 2

2017 GP/GS
4/0

Career GP/GS
4/0

Playoffs GP/GS
1/0

• Ranks 2nd all-time in Miami Hurricane history in career receptions (166), tied for 4th in receiving TDs (20) and ranks 5th in receiving yards (2,218).

OFF THE FIELD Earned degree in liberal arts...Pronounced COLE-EE

PRO Selected in the 7th round (#219) in the 2017 NFL Draft...1 of 9 Miami Hurricanes drafted in 2017, the most for the school since 2006...The 3rd Miami WR drafted by the Vikings all-time.

2017 Played on special teams in his first career playoff game vs. Philadelphia (1/21/18)...Inactive vs. New Orleans (1/14/18) in the Divisional Playoff...Inactive Weeks 10-17...Saw action on special teams vs. Cleveland (10/29) in London, England as he fair caught 2 punts...Participated on offense and special teams vs. Baltimore (10/22)...Played on offense and special teams vs. Green Bay (10/15), tallied the 1st KOR of his career for 19 yards...Inactive at Chicago (10/9), vs. Detroit (10/1) and Tampa Bay (9/24)...Active but did not play at Pittsburgh (9/17)...Saw his 1st career NFL action vs. New Orleans (9/11) appearing on 2 offensive snaps and 5 on special teams.

COLLEGE Appeared in 49 career games with 31 starts...Left Miami trailing only Reggie Wayne (173) in career receptions for the most in school history with 166...Tied for 4th in receiving TDs (20) and is 5th in receiving yards (2,218) in Hurricane history...Earned All-ACC 3rd-Team honors as a senior after setting career highs in catches (63), receiving yards (754) and TDs (9)...Set his career high in receptions with 9 catches for 59 yards vs. #22 Pittsburgh (11/5/16) and tied that mark 3 weeks later vs. Duke (11/26/16), grabbing 9 passes for 118 yards...Had 5 career games with 2 receiving TDs - 3 as a senior and 2 as a freshman...Totalled 3 career games with 100+ receiving yards, including his career-high of 139 yards on 7 catches at #14 Florida State (10/17/15) his junior year...Returned kicks during his 1st 2 seasons at Miami...Totalled 1,142 career kick return yards on 47 returns (24.3 avg) and added 1 TD - an 88-yard return vs. Savannah State (9/21/13) as a freshman.

PREP 4-star recruit from Northeast HS in Oakland Park, FL...Was selected an Under Armour All-American in 2013...Coached by former NFL RB and Miami Hurricanes standout Donnell Bennett at Northeast...Considered offers from Florida State and South Florida before signing at Miami.



76 AVIANTE COLLINS

POSITION: Tackle
HEIGHT/WEIGHT: 6-4/292
DOB: 5-13-94
HOMETOWN: Houston, TX

COLLEGE: TCU
ACQUIRED: UDFA 2017
NFL SEASON: 2
VIKINGS SEASON: 2

2017 GP/GS	Career GP/GS	Playoffs GP/GS
4/0	4/0	2/0

• Comes from a track family. Father, Bill, was inducted into the TCU Lettermen's Hall of Fame as a 3-time Southwest Conference championship sprinter. Brother, Lavon, was a 2-time All-American sprinter/hurdler for the Horned Frogs.

OFF THE FIELD Played final season at TCU as a graduate student after earning his degree in the spring of 2016...His grandfather served as a U.S. Marine...Pronounced AH-vee-on.

PRO Played in 3 regular season games and 2 playoff contests as a rookie...Signed as an undrafted free agent following the 2017 NFL draft...Earned a roster spot after an impressive 2017 offseason and preseason.

2017 Played on offense and special teams vs. Philadelphia (1/21/18)...Saw snaps on offense vs. New Orleans (1/14/18)...Saw his 1st extended action on offense vs. Chicago (12/31)...Inactive at Green Bay (12/23)...Active but did not play vs. Cincinnati (12/17)...Inactive in Weeks 11-14...Active but did not play at Washington (11/12)...Saw action on special teams vs.

Cleveland (10/29) in London, England...Made his NFL debut with a special teams snap at Chicago (10/9)...Active for the 1st time in his NFL career vs. Detroit (10/1) but did not play...Inactive Weeks 1-3.

COLLEGE Appeared in 49 career games, making 36 starts for the Horned Frogs, leading all TCU players following the 2016 season...Started all 13 games in 2016, helping TCU earn its 14th bowl game appearance in the 16-year Gary Patterson era...Started 22 games during his 1st 2 seasons on campus, including 13 as a true freshman, with 16 at RT and 6 at LT...Earned All-Freshman Team Honorable Mention by *CollegeFootballNews.com* following the 2012 season.

PREP Attended Willowridge (Houston, Texas) HS...Was a 3-year letterwinner in football and 4-year letterman in track.

COLLINS' CAREER GAMES/STARTS

Year	GP/GS
2017 (Min)	4/0
Playoffs	2/0
Totals	4/0
Playoffs	2/0



79 TOM COMPTON

POSITION: Guard
HEIGHT/WEIGHT: 6-6/315
DOB: 5-10-89
HOMETOWN: Rosemount, MN

COLLEGE: South Dakota
ACQUIRED: FA 2018
NFL SEASON: 7
VIKINGS SEASON: 1

2017 GP/GS	Career GP/GS	Playoffs GP/GS
11/5-CHI	71/15 (44/10-WAS, 16/0-ATL, 11/5-CHI)	4/0 (1/0-WAS, 3/0-ATL)

• Grew up in Rosemount, MN, just 10 miles south of the Vikings new headquarters, TCO Performance Center.

• Entered the NFL in the same draft class as Vikings QB Kirk Cousins, both being drafted by Washington in 2012.

OFF THE FIELD Majored in political science at the University of South Dakota...Had a part in the movie *Sharknado 3: Oh Hell No!* playing the role of a reporter stationed in front of the White House...Roomed with Kirk Cousins early in their careers in Washington...Son of John and Karen Compton.

PRO Has started 15 games in his career, both at the T and G spots...Acquired by the Vikings as a free agent from Chicago during the 2018 offseason...Spent 2017 with the Bears, appearing in 11 games with 5 starts...Appeared in all 16 regular-season games and all 3 postseason contests, including Super Bowl LI, with the Falcons in 2016...A part of 2 division-winning teams - Washington in 2015 and Atlanta in 2016...Drafted 193rd overall (6th round) in 2012 by the Redskins.

2017 Appeared in 11 games, making 5 starts - 2 at LG (Weeks 1 & 2) and 3 at RG (Weeks 14, 15 & 17)...Helped RB Jordan Howard rush for 1,122 yards on the season.

2016 Appeared in all 16 regular-season games and all 3 postseason contests for the Falcons...Played on both offense and special teams in Super Bowl LI.

2015 Played in 13 regular-season games with 1 start, helping the Redskins capture the NFC East crown...Started game vs. Buffalo (12/20) at RT...Played in Wild Card game vs. Green Bay (1/10/16), making playoff debut.

2014 Appeared in all 16 regular-season games while starting the final 9 games...Made 1st career start at RT at Dallas (10/27), helping the team compile 409 yards of offense in an OT win.

2013 Played in 15 games, primarily on special teams...Made NFL debut vs. Philadelphia (9/9).

2012 Spent the 1st 12 weeks of the season on the team's practice squad before being activated in Week 13...Active but did not play vs. Philadelphia (12/23)...Did not see any game action...Drafted in the 6th round (193rd overall).

COLLEGE Started 43 consecutive games for the Coyotes from 2008-2010...Redshirted in 2007...Earned 1st team All-Great West Conference honors in both 2010 and 2011 and received USD's Most Valuable Lineman award in 2010...Helped the Coyotes beat the Minnesota Golden Gophers, 41-38, at TCF Bank Stadium in 2010.

PREP 2-year starter at Rosemount HS...Led his team to the section championship and a state semifinal appearance, playing in the Metrodome as a senior.

COMPTON'S CAREER GAMES

Year	GP
2012 (Was)	0/0
2013 (Was)	15/0
2014 (Was)	16/9
2015 (Was)	13/1
Playoffs	1/0
2016 (Atl)	16/0
Playoffs	3/0
2017 (Chi)	11/5
Totals	71/15
Playoffs	4/0



33

DALVIN COOK

POSITION: Running Back
HEIGHT/WEIGHT: 5-10/210
DOB: 8-10-95
HOMETOWN: Miami, FL

COLLEGE: Florida State
ACQUIRED: D2 (#41) 2017
NFL SEASON: 2
VIKINGS SEASON: 2

2017 GP/GS
4/4

Career GP/GS
4/4

Playoffs GP/GS
0/0

• All-time leading rusher in Florida State history with 4,464 yards in just 3 seasons as a Seminole, passing Warrick Dunn, totaled 46 rushing TDs, tops in the FSU record book.

• Named the 2016 Orange Bowl MVP with a dominating performance against #6 Michigan with 20 carries for 145 yards and 1 TD with a long rush of 71 yards; added 3 receptions for 62 yards.

• 2-Time 1st-Team All-American in 2015 & 2016; winner of the Jim Brown Award, given to the nation's top RB, by the Touchdown Club of Columbus in 2015.

OFF THE FIELD Member of the Florida State Leadership Council in 2015 & 2016...Presented with the Community Service Award following the 2016 spring season...Visited several local Tallahassee schools to speak with students about education and making the most of opportunities...Bought toys for a local Miami children's hospital and passed them out over Christmas break...Visited an Atlanta hospital during Peach Bowl week...Raised by his grandmother, Betty Cook...Social Science major at FSU.

PRO Suffered a torn ACL in Week 4 in 2017...Set a Vikings team record for most rushing yards by a rookie through 1st 3 games with 288 yards...Selected with the 41st pick in the 2017 NFL draft...Declared for the NFL draft as a junior...Was the 3rd RB selected in the 2017 NFL Draft...Highest FSU player chosen in 2017.

2017 Missed the final 12 weeks of the season due to a torn ACL suffered vs. Detroit (10/1)...His 288 yards on the ground through 3 games was the most by any Vikings rookie RB through 3 games, passing Adrian Peterson (271, 2007) and Chuck Foreman (231, 1973)...Ran the ball 13 times for 66 yards (5.1 avg.) and a TD vs. Detroit (10/1) and added 1 catch for 8 yards before leaving the game with a knee injury...Totalled 169 yards from scrimmage vs. Tampa Bay (9/24), gaining 97 yards on the ground on 27 carries (3.6 avg.) and reaching the end zone for the 1st time in his career...Also added a career-high 72 receiving yards on a career-high 5 receptions (14.4 avg.) in the team's 34-17 victory...Ran the ball 12 times for 64 yards at Pittsburgh (9/17) with 2 catches for 0 yards in Week 2...Totalled 127 rushing yards on 22 carries (5.8 avg.) in his 1st career NFL game vs. New Orleans (9/11), the most rushing yards by a Viking rookie in their debut in club history...Caught 3 passes for 10 yards in Week 1.

COLLEGE Appeared in 38 games, making 28 starts during his Florida State career...All-time leader in rushing yards (4,464) and rushing TDs (46) at FSU...Posted 21 games with 100+ rushing yards...2nd in school history with 5,399 all-purpose yards...Two-time 1st-Team All-American in 2015 and 2016...Earned All-ACC Honors all three seasons...Jim Brown Award winner in 2015...Only player in ACC history to break 4,000 rushing yards in 3 seasons...Finished his junior season with a career-high, and FSU record, 1,765 rushing yards with 19 TDs...Added 488 receiving yards which was 3rd most on the team...Totalled 20 TDs (19 rush, 1 rec.)...Led FSU to an Orange Bowl win over #6 Michigan while earning MVP honors...Recorded 207 total yards while improving the Seminoles to 10-3...Eclipsed 200+ rushing yards twice during

2016 with a career-high 267 at USF...Compiled 329 yards from scrimmage (267 rush, 62 rec.), the most in the country since 2014 at the time...Found the end zone 4 times at Syracuse (tying the school record for rushing TDs) and racked up 225 yards while passing Warrick Dunn for the FSU rushing title...Excelled vs. #3 Clemson with 169 rushing yards and 4 TDs, including scores from 43 and 70 yards...1st FSU RB in 10 years to have a 100+ yard receiving game when Cook went for 101 vs. Ole Miss...Became the 1st FSU RB, just the 2nd Nole ever, to have a game with 100+ yards in both rushing and receiving when going for 140 on the ground and career-high 106 in the air vs. UNC...Career-long TD catch of 59 yards vs. Miami...Versus 5 ranked opponents in 2016, Cook averaged 157.6 ypg, more than 38 yards higher than the next RB...Totalled 1,691 rushing yards with 19 TDs as a sophomore during his 12 starts...Added 24 receptions for 244 yards and 1 TD...Career-long TD rush of 94 yards came at Wake Forest in 2015...Averaged 140.9 ypg...Led the ACC in 6 offensive categories...Led the nation with 168.2 yards from scrimmage per game...Posted 6 games with 150+ rushing yards along with 2 games over 200, the 1st 200+ yard game at FSU since 1988 (Sammie Smith)...Would join Warrick Dunn as the only FSU RB to post multiple 1,000+ yard seasons...Had 5 TD runs of 50+ yards in 2015...Fastest player in FSU history to eclipse 1,000 rushing yards as it only took Cook 7 games...Named the team's Offensive MVP and 1 of 4 permanent captains during his 2nd season at FSU...Holds the school record for most rushing yards by a sophomore (1,691)...Became the 1st FSU freshman RB to break the 1,000-yard rushing mark...Holds the FSU record for 1st-year rushing yards with 1,008 while adding 8 TDs on just 170 carries...Appeared in 13 games with 3 starts as a true freshman...Added 22 receptions for 203 yards...Ranked 5th in the ACC in rushing yards...Had 5 contests with 100+ rushing yards...Rushed for 177 yards and a TD in just his 2nd career start on his way to earning MVP honors in the ACC Championship win vs. Georgia Tech...FSU's 3rd straight conference title...Paired with #1 overall pick QB Jameis Winston to go 13-0 in the regular season...Earned a playoff berth vs. Oregon in the Rose Bowl...Earned All-ACC honors from coaches and media.

PREP Led Miami Central to the Class 6A state title by rushing for 223 yards and 4 TDs in the 52-7 win over Seffner Armwood...Totalled 4,267 yards and 64 touchdowns during his prep career while leading Central to a 52-5 overall record...Won 3 state titles...Didn't play for Miami Central until his sophomore season...Rushed for 1,940 yards and 24 TDs on just 177 carries (11.0 ypr) during his senior season...Tops in Miami-Dade County...Added 3 INTs...Two-time All-State Class 6A 1st-Team...Named Florida's Mr. Florida in 2013...Rated as the #1 prospect in Florida and the #2 RB in the nation by 247Sports...5-star prospect by Rivals and 247Sports...Selected FSU over Florida, Texas, Arkansas and Miami...Also ran track at Central...Attended same high school as current Falcons RB Devonta Freeman who was a senior when Cook was a freshman.

COOK'S NFL TOTALS

RECEIVING						RUSHING					
Year	GP/GS	No.	Yds.	Avg.	Lg	TD	No.	Yds.	Avg.	Lg	TD
2017 (Min)	4/4	11	90	8.2	36	0	74	354	4.8	33	2
Total	4/4	11	90	8.2	36	0	74	354	4.8	33	2

SINGLE-GAME CAREER HIGHS

Rushing Attempts	27	vs. Tampa Bay, 9/24/17
Rushing Yards	127	vs. New Orleans, 9/11/17
Long Rush	33	vs. New Orleans, 9/11/17
Rush TD	1	2x, last vs. Detroit, 10/11/17
Receptions	5	vs. Tampa Bay, 9/24/17
Receiving Yards	72	vs. Tampa Bay, 9/24/17
Long reception	36	vs. Tampa Bay, 9/24/17

COOK'S CAREER GAME-BY-GAMES

RECEIVING						RUSHING					
2017	MINNESOTA	No.	Yards	Avg.	Long	TD	Att.	Yards	Avg.	Long	TD
9/11	New Orleans*	3	10	3.3	4	0	22	127	5.8	33	0
9/17	@ Pittsburgh*	2	0	0.0	1	0	12	64	5.3	25	0
9/24	Tampa Bay*	5	72	14.4	36	0	27	97	3.6	26	1
10/1	Detroit*	1	8	8.0	8	0	13	66	5.1	10	1
10/9	@ Chicago	INJURED/RESERVE									
10/15	Green Bay	INJURED/RESERVE									
10/22	Baltimore	INJURED/RESERVE									
10/29	@ Cleveland	INJURED/RESERVE									
11/12	@ Washington	INJURED/RESERVE									
11/19	Los Angeles Rams	INJURED/RESERVE									
11/23	@ Detroit	INJURED/RESERVE									
12/3	@ Atlanta	INJURED/RESERVE									
12/10	@ Carolina	INJURED/RESERVE									
12/17	Cincinnati	INJURED/RESERVE									
12/23	@ Green Bay	INJURED/RESERVE									
12/31	Chicago	INJURED/RESERVE									
2017	GP/GS: 4/4	11	90	8.2	36	0	74	354	4.8	33	2

COOK'S 100-YARD RUSHING GAMES (1)

GAME	Att/Yds/TD
vs. New Orleans, 9/11/17	22/127/0

COOK'S TOUCHDOWNS

GAME	PLAY
vs. Tampa Bay, 9/24/17	1 rush
vs. Detroit, 10/11/17	5 rush
Total	2 (2 rushing)

ROOKIE IN A RUSH

Dalvin Cook burst onto the scene for the Vikings in 2017 with some record-setting performances before being sidelined in the 4th game of his rookie campaign with a season-ending knee injury. Through 3 games to open the season Cook had set a Vikings rookie record with 288 rushing yards. Cook's impressive start, averaging 4.8 yards per rush, put him in elite company at the time of his injury. After 4 games in 2017, Cook ranked 3rd in the NFL in rushing yards (354) and yards from scrimmage (444) and had the 2nd-most 20+ yard rushes in the NFL with 4.

RUSHING YARDS BY VIKINGS ROOKIES AFTER 3 GAMES TO START A SEASON

PLAYER, SEASON	RUSHING YARDS
Dalvin Cook, 2017	288
Adrian Peterson, 2007	271
Chuck Foreman, 1973	231

VIKINGS RUSHING YARDS BY PLAYER IN 1ST GAME WITH TEAM (*ROOKIE)

PLAYER, GAME	RUSHING YARDS
Herschel Walker, vs. Green Bay, 10/15/89	148
Dalvin Cook, vs. New Orleans, 9/11/17	127

VIKINGS OPENING-DAY RUSHING YARDS BY A ROOKIE

PLAYER, GAME	RUSHING YARDS
Dalvin Cook, vs. New Orleans, 9/11/17	127
Adrian Peterson, vs. Atlanta, 9/9/07	103



Dalvin Cook has a passion for cooking and takes every chance he gets to work on his craft. He was treated to a private lesson from prestigious James Beard-award winning Minnesota chef Gavin Kaysen.



8

KIRK COUSINS

POSITION: Quarterback
HEIGHT/WEIGHT: 6-3/202
DOB: 8-19-88
HOMETOWN: Holland, MI

COLLEGE: Michigan State
ACQUIRED: FA 2018
NFL SEASON: 7
VIKINGS SEASON: 1

2017 GP/GS	Career GP/GS	Playoffs GP/GS
16/16-WAS	62/57-WAS	2/1-WAS

- Holds Washington Redskins all-time career franchise records in completion percentage (65.5%) and passer rating (93.7).
- Tied for the NFL lead with 4 game-winning drives in 2017.
- The 1st QB in NFL history to record at least 4,000 passing yards and 4 rushing TDs in 3 straight seasons.

OFF THE FIELD Married his wife, Julie, in the 2014 offseason and the couple had their 1st child, Cooper in the fall of 2017... Father, Don, is a minister and his mother, MaryAnn, is a flight attendant... Brother, Kyle, lettered 4 times as a pitcher at Calvin College in Grand Rapids, Michigan... Published his 1st book, *Game Changers: Faith, Football, & Finding Your Way*, in 2013... Graduated from Michigan State with 3.68 GPA while majoring in kinesiology... Frequently serves as a guest speaker at churches around the country... Has fostered dogs from the "Doodle Rescue" and "Friends To Homeless Animals" organizations, housing homeless dogs until they find a permanent home... Annually holds a summer youth football camp in Holland, Michigan... Has his own website, KirkCousins.org.

HONORS 4-time NFC Offensive Player of the Week - 2015 Week 7 vs. Tampa Bay (10/25), 2015 Week 10 vs. New Orleans (11/15), 2016 Week 11 vs. Green Bay (11/20) and 2017 Week 3 vs. Oakland (9/24)... Earned NFC Offensive Player of the Month honors for November in 2016 and for December in 2015... Voted FedEx Air Player of the Week 2 times - vs. Green Bay (11/20/16) and at Philadelphia (9/21/14)... Pro Bowl selection after the 2016 season... Named the 2015 PFWA Co-Most Improved Player of the Year... Honored in the NFL Top 100 Players 3 times, #85 after 2015, #70 after 2016 and #94 after 2017... 2-time captain for Washington (2016-17)... Won Pepsi NFL Rookie of the Week in his 1st career start at Cleveland (12/16/12).

PRO Selected by Washington with the 102nd overall pick (4th round) in the 2012 NFL Draft... Signed franchise tender for Washington on March 3, 2016 and again on March 13, 2017... Signed with the Vikings on March 15, 2018... Enters 2018 having appeared in 62 regular-season games with 57 starts... Washington's all-time career leader in completion percentage (65.5%) and passer rating (93.7).

2017 Started all 16 games, completing 347-of-540 passes (64.3 percent) for 4,093 yards with 27 TDs and 13 INTs for a passer rating of 93.3... Had every pass attempt for the Redskins, becoming the first player in the team's 86-season history to record every passing attempt for the Redskins in a season... Led the Redskins in rushing TDs (4) for the 2nd time in his career (5 in 2015)... Became the 1st Redskins QB to lead the team in rushing TDs in multiple seasons since Norm Macdonald for the team lead in 1961 and 1962... Became the 1st player in league history to record at least 4,000 passing yards and 4 rushing TDs in 3 consecutive seasons... With his 1st of 3 TD passes of the game vs. DEN (12/24), his 25th of the season, he became the first quarterback in team history to record 3 25-TD seasons and also passed Mark Rypien (15,928) for the 4th-most career passing yards in Redskins history during the contest... Threw a TD pass on his first pass attempt of the day vs. ARI (12/17), doing so on his 1st individual passing attempt of a game for the 2nd time in his career and 1st since Sept. 14, 2014 vs. Jacksonville after entering the game in relief... Became the 1st QB in Redskins history to record 3 consecutive 20-touchdown seasons after

throwing for 251 yards with 2 TDs, pushing his total to 21 on the season, and 2 INTs for a passer rating of 84.4 at DAL (11/30)... Completed 19-of-31 passes for 242 yards with 2 TDs and 1 INTs in a Thanksgiving night win vs. NYG (11/23)... Threw for 322 yards with 3 TDs and 0 INTs for a passer rating of 132.6 at New Orleans (11/19), while starting his 42nd consecutive regular season game for the Redskins, passing Mark Rypien (41 from 1990-93) for the 2nd-longest streak by a Redskins QB since the 1970 AFL-NFL merger... On his 12th completion at New Orleans, he surpassed Mark Rypien (1,244) for the 4th-most career completions in team history... Completed 26-of-45 passes for 327 yards with 1 TD and 1 INT vs. Minnesota (11/12) and tied his career high with 2 rushing TDs passing Sonny Jurgensen (10) for the second-most career rushing touchdowns by a Redskins QB during the contest... Trailing 14-10 with 1:34 remaining at Seattle (11/5), helped engineer a 4-play, 70-yard, game-winning TD drive, that featured back-to-back completions of 31 and 38 yards... Completed 25-of-37 passes for 330 yards with 2 TDs and 1 INT for a passer rating of 102.3 in a win vs. San Francisco (10/15) while also rushing 4 times for 26 yards, including a 7-yard TD run that tied him with Sonny Jurgensen (10) for the 2nd-most career rushing TDs by a Redskins QB... Completed 14-of-24 passes for 220 yards with 2 TDs and no INTs for a passer rating of 116.7 at Kansas City (10/2) and also set career highs in rushing attempts (7) and rushing yards (38)... Earned 4th career NFC Offensive Player of the Week honors after completing 25-of-30 passes for 365 yards with 3 TDs and no INTs vs. Oakland (9/24)... Engineered a 10-play, 70-yard TD drive at Los Angeles Rams (9/17) that culminated in an 11-yard TD pass for the game-winning score... Completed 23-of-40 passes for 240 yards with 1 TD vs. Philadelphia (9/10) and matched his career high with 30 rushing yards on 4 carries and moved past Billy Kilmer (12,352) for the 5th-most career passing yards in Redskins history with the performance.

2016 Finished the year with single-season team records in attempts (606), completions (406) and passing yards (4,917) and matched his team record for 300-yard passing games (7)... His 4,917 passing yards ranked 3rd in the NFL and were the 15th-most in a season in NFL history... At 307.3 yards per game, he became the 1st quarterback in team history to average 300 passing yards per game in a season... Earned NFC Offensive Player of the Month honors for November, posting an NFL-high 362.0 yards per game with an 8:0 touchdown-to-interception ratio in three games. The honor was the 2nd of his career, joining linebacker Wilber Marshall as the only players in team history to win multiple Player of the Month awards... Completed 18-of-29 passes for 270 yards with 1 TD and no INTs for a passer rating of 104.1 in a win at Chicago (12/24) while also setting career highs in rushing yards (30) and rushing touchdowns (2) on 5 rushing attempts. Also threw a TD pass in his 18th consecutive road game, tying Joe Theismann for the longest streak of road games with a passing TD (18 from 1982-85). Became the second quarterback in NFL history to record 4,000 passing yards and four rushing touchdowns in consecutive seasons (Aron Rodgers, 2008-09)... Completed 14-of-21 passes for 234 yards with 2 TDs and 1 INTs for a passer rating of 116.0 in a win at Philadelphia (12/11) and eclipsed 4,000 passing yards this season during the contest, becoming the 1st player in team history with multiple 4,000-yard passing seasons (2015 and 2016)... Threw 36 consecutive pass attempts without an INT until his 37th and final attempt of the game at Arizona (12/4), snapping a career-long streak of 187 consecutive pass attempts without an INT, dating back to Week 8 vs. Cincinnati in London,

the 2nd-longest streak in Redskins history...Completed 41-of-53 passes for 449 yards with 3 TDs and 0 INTs on Thanksgiving Day at Dallas (11/24), breaking his own single-game team record with the 41 completions and also tying Mark Brunell's team record for most pass attempts in a game without an interception. Also claimed sole possession of the most career 400-yard passing games in team history with his 3rd career 400-yard effort, passing Sonny Jurgensen and Mark Rypien (2 each). The only player in team history to record multiple 400-yard passing games in a single season...Completed 21-of-30 passes for 375 yards and tied his season-high with 3 TD passes and 0 INTs in a win vs. Green Bay (11/20), earning NFC Offensive Player of the Week and FedEx Air Player of the Week honors...Completed 38-of-56 passes for 458 yards with 2 TDs and 1 INT in a tie against Cincinnati (10/30) in London. His 38 completions set a then team record, surpassing the previous mark of 33 set by Cousins (vs. Tampa Bay, 10/25/15) and Jason Campbell (at Dallas, 11/18/07). His career-high 458 passing yards were the second-most in a single game in team history, trailing only Brad Johnson's 471-yard performance at San Francisco (12/26/99)...Completed 30-of-39 passes for 301 yards with 1 passing TD at Detroit (10/23) and also added a career-long 19-yard touchdown run in the 4th quarter...Completed 28-of-46 passes for 364 yards with 1 TD and 1 INT vs. Dallas (9/18) and snapped a streak of 9 consecutive regular season games with a completion percentage of 65.0% or better, dating back to 2015, tied for the second-longest in the NFL since 1960, trailing only Joe Montana (10 in 1989)...With an INT on his 21st pass attempt vs. Pittsburgh (9/12), snapped a streak of 252 consecutive regular season pass attempts at FedExField without an INT, dating back to Week 1 of the 2015 season. The streak – which extended to 298 consecutive attempts when including postseason play – was the longest streak of consecutive home pass attempts without an INT in team history. It also ended the streak of consecutive games with a TD pass at 17, including postseason play, the second-longest in team history (23, Sonny Jurgensen).

2015 Started all 16 games and 1 postseason game after being named the starter in late August...Completed 379-of-543 passes (69.8 percent) for 4,166 yards with 29 touchdowns and 11 interceptions for a passer rating of 101.6 in the 2015 regular season and set single-season team records (which he would surpass or match in 2016) for attempts (543), completions (379), passing yards (4,166) and 300-yard passing games (7)...Shared PFWA Co-Most Improved Player honors with Panthers CB Josh Norman...Twice earned NFC Offensive Player of the Week honors (Weeks 7 and 10) and was named NFC Offensive Player of the Month in December...His 29 passing touchdowns tied Joe Theismann (29 in 1983) for the 2nd-most in a season in team history...Became the 1st player in team history to throw a touchdown in all 16 games in a season since the adoption of the 16-game schedule in 1978 and was 1 of only 2 NFL QBs to throw a touchdown pass in all 16 regular season games in 2015 (Russell Wilson)...Became the 1st Redskins QB to lead the NFL in completion percentage since Sonny Jurgensen in 1970...Completed 74.7% of his pass attempts in home games, the highest home completion percentage in a season in NFL history, surpassing Jim Harbaugh's 74.3% with the Indianapolis Colts in 1997...117.0 passer rating in home games was the best by a Redskins QB since at least 1950, surpassing the 111.8 mark set by Jurgensen in 1970...Became the 12th Redskins QB (and the 1st since 2009) to start all 16 games in a season since the NFL adopted the 16-game schedule in 1978...Completed 29-of-46 passes for 329 yards with 1 passing TD and 1 rushing TD in his 1st postseason start in NFC Wild Card Round vs. Green Bay (1/10/16). Became the 1st Redskins QB to throw for a TD and run for a TD in a single postseason game and tied Todd Collins' franchise record for completions in a postseason game (29, NFC Wild Card Round at Seattle on Jan. 5, 2008)...Completed 12-of-15 passes for 176 yards with 3 TDs and 0 INTs for a passer rating of 155.1 in regular season finale at Dallas (1/3/16) before exiting in the 2nd quarter and became the first player in team history to throw 3 TDs in the 1st quarter of a game...Was his 6th consecutive game with a passer rating of 100.0 or better, the longest streak by a Redskins QB in records available back to

FULL-TIME PRODUCTION

Since becoming a full-time starter in 2015, Cousins ranks toward the top of the NFL among all QBs.

COMPLETIONS, NFL SINCE 2015

RK	PLAYER, TEAM	COMPLETIONS
1	Drew Brees, New Orleans	1,285
2	Matthew Stafford, Detroit	1,157
3	Philip Rivers, San Diego/LA Chargers	1,146
4	Kirk Cousins, Washington/Minnesota	1,132
5	Matt Ryan, Atlanta	1,122

COMPLETION PERCENTAGE, NFL SINCE 2015

RK	PLAYER, TEAM	COMPLETION PERCENTAGE
1	Drew Brees, New Orleans	70.0
2	Sam Bradford, Philadelphia/Minnesota/Arizona	68.6
3	Kirk Cousins, Washington/Minnesota	67.0
4	Matt Ryan, Atlanta	66.9
5	Alex Smith, Kansas City/Washington	66.7

PASSING YARDS, NFL SINCE 2015

RK	PLAYER, TEAM	PASSING YARDS
1	Drew Brees, New Orleans	14,412
2	Philip Rivers, San Diego/LA Chargers	13,693
3	Matt Ryan, Atlanta	13,630
4	Kirk Cousins, Washington/Minnesota	13,176
5	Matthew Stafford, Detroit	13,035

300+ YARD GAMES, NFL SINCE 2015

RK	PLAYER, TEAM	GAMES
1	Drew Brees, New Orleans	23
2	Philip Rivers, San Diego/LA Chargers	20
3	Kirk Cousins, Washington/Minnesota	19
4	Tom Brady, New England	18

100+ PASSER RATING GAMES, NFL SINCE 2015

RK	PLAYER, TEAM	GAMES
1	Drew Brees, New Orleans	28
2	Tom Brady, New England	24
3	Matt Ryan, Atlanta	24
4	Kirk Cousins, Washington/Minnesota	23
5	3 players tied	22

RUSHING TDs BY QBs, NFL SINCE 2015

RK	PLAYER, TEAM	RUSHING TDs
1	Cam Newton, Carolina	21
2	Tyrod Taylor, Buffalo/Cleveland	14
3	Kirk Cousins, Washington/Minnesota	13
4	Dak Prescott, Dallas	12
5	Marcus Mariota, Tennessee	9

1960. Earned NFC Offensive Player of the Month for December...Completed 31-of-46 passes for 365 yards with 4 TDs and 0 INTs with a passer rating of 120.3 in a division-clinching win at Philadelphia (12/26)...Finished regular season home slate having thrown 232 consecutive pass attempts at home without an interception dating back to Week 1, the longest such home streak in team history according to the Elias Sports Bureau...Completed 22-of-28 passes for 319 yards and tied his career high with 4 passing TDs and added a 13-yard rushing TD in a win vs. Buffalo (12/20)...Completed 20-of-25 passes for 324 yards with a career-high 4 TDs and no INTs for a perfect passer rating of 158.3 in a 47-14 rout vs. New Orleans (11/15)...Earned NFC Offensive Player of the Weeks honors, as his perfect passer rating was the Redskins' 1st among QBs with at least 20 attempts in records available dating back to 1950...Became the 1st Redskins QB to pass for at least 300 yards and post a rating of at least 150.0 in a game since Pro Football Hall of Famer Sammy Baugh on Oct. 31, 1948...Completed 33-of-40 passes for 317 yards, 3 TDs, 0 INTs and also rushed 3 times for 15 yards with a rushing TD in the largest comeback win (24 points) in team history vs. Tampa Bay (10/25)...Earned NFC Offensive Player of the Week honors for his performance vs Tampa Bay, as his career-high 33 completions tied Jason Campbell's franchise record at Dallas (11/18/07)...Became the 1st Redskins QB to record at least 3 passing touchdowns and at least 1 rushing TD in a single game since Trent Green vs. Arizona (11/22/98)...Also became the 1st Redskins QB since 1960 to record 3 30-completion games in a single season...According to the Elias Sports Bureau, became the 1st player to throw game-winning passes in the final 30 seconds of the 4th quarter twice in the

same calendar month since Drew Bledsoe in December 2005... Completed 21-of-32 passes for 219 yards with 1 TD and 1 INTs at Atlanta (10/11), forcing OT with a 4-play, 46-yard drive in 24 seconds to set up a game-tying FG...Recorded 31 completions on 46 attempts for 290 yards with 1 TD and 0 INTs vs. Philadelphia (10/4) in addition to scoring his first career rushing touchdown while engineering a 15-play, 90-yard drive culminating with a 4-yard TD pass to Pierre Garçon to complete his 1st 4th-quarter come-from-behind victory as a starter.

2014 Appeared in 6 games with 5 starts and totaled 1,710 yards, 10 TDs and 9 INTs on 126-of-204 passing...Started at Philadelphia (9/21) and completed 30-of-48 passes for 427 yards with 3 TDs and a passer rating of 103.4 marking the 1st 400-yard passing day of his career and the first by a Redskins quarterback since Donovan McNabb threw for 426 vs. Houston (9/19/10)...Earned FedEx Air Player of the Week honors for his performance at Philadelphia...Entered in relief vs. Jacksonville (9/14) and completed 22-of-33 passes of 250 yards with 2 TDs and a 109.4 passer rating, completing his first 12 passes, the longest consecutive completion streak of his career, exceeding his 10 consecutive completions vs. Dallas (12/22/13)

2013 Appeared in 5 games, starting the final 3 of the season...Compiled 854 yards, 4 TDs and 7 INTs on 81-for-155 passing on the season...Started at Atlanta (12/15), completing 29-of-45 passes for 381 yards and 3 TDs, all career highs at the time...Became the 1st Redskins QB in the Super Bowl era to throw for 300 yards in each of his 1st 2 career starts, according to the Elias Sports Bureau...Threw for 248 yards in the first half at Atlanta, the most in a 1st half by a Redskins QB since Mark Rypien threw for 259 yards in the 1st 2 quarters vs. Atlanta (11/10/91).

2012 Played in 3 regular season games with 1 start and saw his 1st postseason action...Completed 3-of-10 passes for 31 yards in relief of an injured Robert Griffin III in the NFC Wild Card Round vs. SEA (1/6/13)...Made his 1st career start in a win at Cleveland (12/16), completing 26-of-37 passes for 329 yards with 2 TDs, giving him his 1st 300-yard passing performance and also won Pepsi NFL Rookie of the Week...Led the 1st 4th-quarter comeback of his career, replacing Griffin III in the final two minutes of a win vs. Baltimore (12/9), leading an 8-point 4th-quarter comeback by connecting with Pierre Garçon for an 11-yard touchdown and then converted the game-tying two-point conversion on a QB draw, marking the first time in team history that the Redskins had scored a 2-point conversion to

COUSINS' NFL TOTALS

Year.....	GP/GS	Att	Comp	Pct	Yds	TD	INT	Lg	Sk/Yds	Rtg	Rush	Yds	TD
2012 (Was).....	3/1	48	33	68.8%	466	4	3	77t	3/27	101.6	3	22	0
Playoffs.....	1/0	3	10	30.0%	31	0	0	15	0/0	40.0	1	0	0
2013 (Was).....	5/3	155	81	52.3%	854	4	7	62	5/32	58.4	4	14	0
2014 (Was).....	6/5	204	126	61.8%	1,710	10	9	81t	8/70	86.4	7	20	0
2015 (Was).....	16/16	543	379	69.8%	4,166	29	11	78t	26/186	101.6	26	48	5
Playoffs.....	1/1	29	46	63.0%	329	1	0	38	6/59	91.7	2	2	1
2016 (Was).....	16/16	606	406	67.0%	4,917	25	12	80t	23/190	97.2	34	96	4
2017 (Was).....	16/16	540	347	64.3%	4,093	27	13	74	41/342	93.9	49	179	4
Totals.....	62/57	2,096	1,372	65.5%	16,206	99	55	81t	106/847	93.7	123	379	13
Playoffs.....	2/1	32	56	57.1%	360	1	0	38	6/59	82.4	3	2	1

Record as Starter: Record as Starter: 26-30-1 (1-0 in 2012, 0-3 in 2013, 1-4 in 2014, 9-7 in 2015, 8-7-1 in 2016, 7-9 in 2017)

SINGLE-GAME CAREER HIGHS

Attempts.....	56 at Cincinnati, 10/30/16
Completions.....	41 at Dallas, 12/24/16
Passing Yards.....	458 at Cincinnati, 10/30/16
Passing TDs.....	4 3x, last at Philadelphia, 12/26/15
Interceptions.....	4 vs. New York Giants, 9/25/14
Passer Rating (min. 20)...	158.3 vs. New Orleans, 11/15/15
Completion Percentage .	85.2% vs. St. Louis, 9/20/15
Long Pass.....	81t at Philadelphia, 9/21/14
2-Point Conversions.....	1 vs. Baltimore, 12/9/12 (rush)
Rushes.....	7 at Kansas City, 10/2/17
Rush Yards.....	38 at Kansas City, 10/2/17
Rushing TD.....	2 2x, last vs. Minnesota, 11/12/17
Long Rush.....	19t at Detroit, 10/23/16

send a game to overtime....Saw his 1st action vs. Atlanta (10/7), entering in relief of the injured Griffin III in the 3rd quarter and completing 5-of-9 passes for 111 yards with 1 TD and 2 INTs, throwing the 1st TD pass of his career, finding Santana Moss for a 77-yard TD.

COLLEGE Appeared in 45 games, starting 39 of his last 40 contests, completing 723-of-1,128 passes (64.1%) for 9,131 yards, 66 TDs and 30 INTs...Gained 9,004 yards on 1,239 plays, an average of 7.3 yards per snap and 200.1 yards per game...Graduated as the school record-holder with 66 career TD passes, topping the previous mark of 61 by Jeff Smoker (2000-03)...Exited Michigan State ranking 10th on the Big Ten Conference all-time TD passes list (66)...His 25 TD passes in 2011 broke the old school season record of 22 by Drew Stanton in 2005...Threw for at least 2 TDs in 19 starts...Set school record for career pass completions (723)...His 34 completions vs. Notre Dame in 2011 were one shy of Smoker's school single-game record (35 vs. Ohio State in 2003)...1 of seven 7 players in school history to complete at least 60% of his passes for MSU, as his pass completion percentage of 64.1 was second in school history and tied for 7th in Big Ten Conference history...Established a Michigan State career-record with a 146.1 pass efficiency rating, topping the old mark of 142.3 by Gene Glick (1946-49)...Broke school record with 9,004 yards in total offense for his career...Was only the 2nd player in Spartan history to be named team captain as a sophomore and the 1st since 1949...Set the school career record with 26 games throwing for at least 200 yards...As of 2011, was 1 of only 16 players in the history of the university to earn Academic All-Big Ten Conference honors all 4 seasons.

PREP Attended Holland (Michigan) Christian H.S., where he lettered in football, baseball and basketball...Earned All-Ottawa-Kent Conference honors as a QB for the football team, as a pitcher for the baseball squad and as a shooting guard for basketball...Was a 3-star prospect by Rivals.com...Finished prep career completing 198-of-366 passes for 3,204 yards, 40 TDs and 18 INTs in 16 games...In 2006, was an all-state and academic all-state honorable mention choice by the Michigan High School Football Coaches Association, as he went on to set 35 school game-, season- and career-records en route to garnering Area Player of the Year accolades...That season, he completed 130-of-231 throws (.563) for 2,088 yards, 28 TDs and 10 INTs as a senior, leading the Maroons to the playoffs for the 1st time in school history.

COUSINS' CAREER GAME-BY-GAME (*starts; scores for games started only; games with 100+ passer rating in bold)														
2012 WASHINGTON	Att.	Comp.	Yards	Pct.	TD	INT	Lg	Sk/Yds	Rating	Rush	Yds	TD	Score	
9/9.....at New Orleans.....	DID NOT PLAY													
9/16.....at St. Louis.....	DID NOT PLAY													
9/23.....vs. Cincinnati.....	DID NOT PLAY													
9/30.....at Tampa Bay.....	DID NOT PLAY													
10/7.....vs. Atlanta.....	9	5	111	55.5%	1	2	77t	1/6	97.2	0	0	0		
10/14.....vs. Minnesota.....	DID NOT PLAY													
10/21.....at NY Giants.....	DID NOT PLAY													
10/28.....at Pittsburgh.....	DID NOT PLAY													
11/4.....vs. Carolina.....	DID NOT PLAY													
11/18.....vs. Philadelphia.....	DID NOT PLAY													
11/22.....at Dallas.....	DID NOT PLAY													
12/3.....vs. NY Giants.....	DID NOT PLAY													
12/9.....vs. Baltimore.....	2	2	26	100.0%	1	0	15	0/0	158.3	0	0	0		
12/16.....at Cleveland*	37	26	329	70.3%	2	1	54t	2/21	104.4	3	22	0	W 38-21	
12/23.....at Philadelphia.....	DID NOT PLAY													
12/30.....vs. Dallas.....	DID NOT PLAY													
2012.....GP/GS: 3/1.....	48	33	466	68.8%	4	3	77t	3/27	101.6	3	22	0		
2012 PLAYOFFS														
1/6/13....vs. Seattle.....	10	3	31	30.0%	0	0	15	0/0	40.0	1	0	0		
2013 WASHINGTON	Att.	Comp.	Yards	Pct.	TD	INT	Lg	Sk/Yds	Rating	Rush	Yds	TD	Score	
9/9.....vs. Philadelphia.....	DID NOT PLAY													
9/15.....at Green Bay.....	DID NOT PLAY													
9/22.....vs. Detroit.....	DID NOT PLAY													
9/29.....at Oakland.....	DID NOT PLAY													
10/13.....at Dallas.....	DID NOT PLAY													
10/20.....vs. Chicago.....	DID NOT PLAY													
10/27.....at Denver.....	9	5	48	55.6%	0	2	17	0/0	31.0	1	1	0		
11/3.....vs. San Diego.....	DID NOT PLAY													
11/7.....at Minnesota.....	DID NOT PLAY													
11/17.....at Philadelphia.....	DID NOT PLAY													
11/25.....vs. San Francisco.....	DID NOT PLAY													
12/1.....vs. NY Giants.....	DID NOT PLAY													
12/8.....vs. Kansas City.....	16	7	59	43.8%	0	0	15	1/15	53.9	0	0	0		
12/15.....at Atlanta*	45	29	381	64.4%	3	2	62	1/8	94.8	0	0	0	L 26-27	
12/22.....vs. Dallas*	36	21	197	58.3%	1	1	28	0/0	71.2	2	10	0	L 23-24	
12/29.....at NY Giants*	49	19	169	38.8%	0	2	21	3/9	31.8	1	3	0	L 6-20	
2013.....GP/GS: 5/3.....	155	81	854	52.3%	4	7	62	5/32	58.4	4	14	0		
2014 WASHINGTON	Att.	Comp.	Yards	Pct.	TD	INT	Lg	Sk/Yds	Rating	Rush	Yds	TD	Score	
9/7.....at Houston.....	DID NOT PLAY													
9/14.....vs. Jacksonville.....	33	22	250	66.7%	2	0	31	2/21	109.4	1	-1	0		
9/21.....at Philadelphia*..	48	30	427	62.5%	3	1	81t	0/0	103.4	3	5	0	L 34-27	
9/25.....vs. NY Giants*	33	19	257	57.6%	1	4	36	2/14	53.0	1	12	0	L 14-45	
10/6.....vs. Seattle*	36	21	283	58.3%	2	0	60t	1/8	102.0	2	4	0	L 17-27	
10/12.....at Arizona*	38	24	354	63.2%	2	3	64t	2/19	78.2	0	0	0	L 20-30	
10/19.....vs. Tennessee* ..	16	10	139	62.5%	0	1	50	1/8	64.3	0	0	0	W 19-17	
10/27.....at Dallas.....	DID NOT PLAY													
11/2.....at Minnesota.....	INACTIVE													
11/16.....vs. Tampa Bay.....	INACTIVE													
11/23.....at San Francisco.....	INACTIVE													
11/30.....at Indianapolis.....	INACTIVE													
12/7.....vs. St. Louis.....	INACTIVE													
12/14.....at NY Giants.....	INACTIVE													
12/20.....vs. Philadelphia.....	DID NOT PLAY													
12/28.....vs. Dallas.....	DID NOT PLAY													
2014.....GP/GS: 6/5.....	204	126	1,710	61.8%	10	9	81t	8/70	86.4	7	20	0		

2015 WASHINGTON Att.	Comp.	Yards	Pct.	TD	INT	Lg	Sk/Yds	Rating	Rush	Yds	TD	Score
9/13.....vs. Miami* 31	21	196	67.7%	1	2	25	1/8	68.8	2	-1	0	L 10-17
9/20 vs. St. Louis*27	23	203	85.2%	1	0	35	2/12	110.3	0	0	0	W 24-10
9/24.....at NY Giants* 49	30	316	61.2%	1	2	26	1/11	69.8	0	0	0	L 21-32
10/4.....vs. Philadelphia* .. 46	31	290	67.4%	1	0	43	1/0	91.8	1	1	1	W 23-20
10/11.....at Atlanta*32	21	219	65.6%	1	2	26	1/0	69.7	1	1	0	L 19-25
10/18.....at NY Jets* 43	25	196	58.1%	1	2	20	1/5	57.9	1	1	0	L 20-34
10/25 vs. Tampa Bay* ... 40	33	317	82.5%	3	0	38	1/12	124.7	3	15	1	W 31-30
11/8.....at New England* .. 40	22	217	55.0%	1	1	36	1/4	68.4	0	0	0	L 10-27
11/15 vs. New Orleans* ...25	20	324	80.0%	4	0	78	3/23	158.3	0	0	0	W 47-14
11/22.....at Carolina* 30	22	207	73.3%	1	1	56	5/35	89.2	1	4	0	L 16-44
11/29 vs. NY Giants* 29	20	302	69.0%	1	0	63	0/0	114.4	4	1	1	W 20-14
12/7 vs. Dallas*31	22	219	71.0%	1	0	28	3/26	101.4	1	6	0	L 16-19
12/13 at Chicago*31	24	300	77.4%	1	1	32	3/25	104.2	4	13	1	W 24-14
12/20 vs. Buffalo* 28	22	319	78.6%	4	0	77	1/11	153.7	3	11	1	W 35-15
12/26 at Philadelphia* .. 38	24	365	67.4%	4	0	28	2/14	120.3	5	-4	0	W 38-24
1/3/16...at Dallas*15	12	176	80.0%	3	0	44	0/0	155.1	0	0	0	W34-23
2015.....GP/GS: 16/16543	379	4,166	69.8%	29	11	78	26/186	101.6	26	48	5	
2015 PLAYOFFS												
1/10/16...vs. Green Bay* 46	29	329	63.0%	1	0	38	6/59	91.7	2	2	1	L 18-35
2016 WASHINGTON Att.												
9/12.....vs. Pittsburgh* 43	30	329	69.8%	0	2	33	0/0	72.7	1	8	0	L 16-38
9/18.....vs. Dallas* 46	28	364	60.9%	1	1	57	2/14	84.0	2	20	0	L 23-27
9/25 at NY Giants*35	21	296	60.0%	2	0	55	2/14	106.4	3	-5	0	W 29-27
10/2 vs. Cleveland*27	21	183	77.8%	3	1	26	3/27	116.5	0	0	0	W 31-20
10/9.....at Baltimore* 41	29	260	70.7%	1	1	27	1/10	85.4	1	-1	0	W 16-10
10/16.....vs. Philadelphia* .. 34	18	263	52.9%	2	1	37	0/0	85.8	2	8	0	W 27-20
10/23 at Detroit*39	30	301	76.9%	1	0	27	2/18	106.9	3	15	1	L 17-20
10/30.....at Cincinnati* 56	38	458	67.9%	2	1	44	1/12	97.2	3	-1	0	T 27-27
11/13 vs. Minnesota*33	22	262	66.7%	2	0	38	1/2	110.9	1	-1	0	W 26-20
11/20 vs. Green Bay* 30	21	375	70.0%	3	0	70	2/11	145.8	4	4	0	W 42-24
11/24 at Dallas*53	41	449	77.4%	3	0	67	0/0	120.7	1	2	0	L 26-31
12/4.....at Arizona*37	21	271	56.8%	1	1	59	2/25	77.6	2	0	1	L 23-31
12/11.....at Philadelphia* ...21	14	234	66.7%	2	1	80	2/7	116.0	4	6	0	W 27-22
12/19.....vs. Carolina*47	32	315	68.1%	0	1	23	1/9	77.9	2	11	0	L 15-26
12/24 at Chicago* 29	18	270	62.1%	1	0	57	0/0	104.1	5	30	2	W 41-21
1/1/17 vs. NY Giants*35	22	287	62.9%	1	2	49	4/41	743	0	0	0	L 10-19
2016.....GP/GS: 16/16606	406	4,917	67.0%	25	12	80	23/190	97.2	34	96	4	
2017 WASHINGTON..... Att.												
9/10.....vs. Philadelphia* .. 40	23	240	57.5%	1	1	34	4/40	72.9	4	30	0	L 17-30
9/17.....at LA Rams*27	18	179	66.7%	1	0	12	2/23	97.6	3	7	0	W 27-20
9/24 vs. Oakland* 30	25	365	83.3%	3	0	74	1/9	150.7	1	2	0	W 27-10
10/2 at Kansas City* ... 24	14	220	58.3%	2	0	69	0/0	116.7	7	38	0	L 20-29
10/15 vs. San Francisco* 37	25	330	67.6%	2	1	51	1/5	102.3	4	26	1	W 26-24
10/23 at Philadelphia* .. 40	30	303	75.0%	3	1	32	4/34	110.7	3	18	0	L 24-34
10/29 vs. Dallas* 39	26	263	66.7%	1	1	41	4/27	83.6	1	0	0	L 19-33
11/5.....at Seattle* 31	21	247	67.7%	0	0	38	6/54	91.7	3	4	0	W 17-14
11/12.....vs. Minnesota* 26	42	327	57.8%	1	1	36	1/14	78.7	4	5	2	L 30-38
11/19 at New Orleans* ...32	22	322	68.8%	3	0	40	2/22	132.6	3	11	0	L 31-34
11/23 vs NY Giants* 31	19	242	61.3%	2	1	38	6/41	93.8	3	4	0	W 20-10
11/30.....at Dallas*37	26	251	70.3%	2	2	33	4/27	84.4	3	6	0	L 14-38
12/10.....at LA Chargers*27	15	151	55.6%	1	1	28	2/15	68.6	2	8	0	L 13-30
12/17 vs. Arizona* 26	18	196	69.2%	2	0	36	1/9	116.8	2	0	0	W 20-15
12/24.....vs. Denver*37	19	299	51.4%	3	1	48	0/0	94.3	5	8	0	W 27-11
12/31.....at NY Giants*37	20	158	54.1%	0	3	20	3/22	31.1	1	12	1	L 10-18
2017.....GP/GS: 16/16540	347	4,093	64.3%	27	13	74	41/342	93.9	49	179	4	

COUSINS' TOUCHDOWNS

GAME

Play

vs. Atlanta, 10/7/12	77 pass to S. Moss
vs. Baltimore, 12/9/12	11 pass to P. Garcon
at Cleveland, 12/16/12	54 pass to L. Hankerson, 2 pass to L. Hankerson
at Atlanta, 12/15/13	23 pass to F. Davis, 53 pass to P. Garcon, 3 pass to S. Moss
vs. Dallas, 12/22/13	8 pass to P. Garcon
vs. Jacksonville, 9/14/14	20 pass to D. Young, 2 pass to N. Paul
at Philadelphia, 9/21/14	4 pass to D. Young, 4 pass to P. Garcon, 81 pass to D. Jackson
vs. New York Giants, 9/25/14	18 pass to A. Roberts
vs. Seattle, 10/6/14	60 pass to D. Jackson, 6 pass to A. Roberts
at Arizona, 10/12/14	64 pass to D. Jackson, 5 pass to P. Garcon
vs. Miami, 9/13/15	3 pass to J. Reed
vs. St. Louis, 9/20/15	4 pass to P. Garcon
at New York Giants, 9/24/15	4 pass to C. Thompson
vs. Philadelphia, 10/4/15	4 pass to P. Garcon, 1 run
at Atlanta, 10/11/15	7 pass to D. Carrier
at New York Jets, 10/18/15	2 pass to P. Garcon
vs. Tampa Bay, 10/25/15	3 pass to R. Grant, 3 pass to J. Reed, 6 pass to J. Reed, 8 run
at New England, 11/8/15	3 pass to J. Reed
vs. New Orleans, 11/15/15	16 pass to J. Reed, 11 pass to J. Crowder, 78 pass to M. Jones, 8 pass to J. Reed
at Carolina, 11/22/15	56 pass to D. Jackson
vs. New York Giants, 11/29/15	63 pass to D. Jackson, 1 run
vs. Dallas, 12/7/15	28 pass to D. Jackson
at Chicago, 12/13/15	5 pass to J. Reed, 3 run
vs. Buffalo, 12/20/15	3 pass to J. Reed, 18 pass to J. Reed, 77 pass to D. Jackson, 5 pass to P. Garcon, 13 run
at Philadelphia, 12/26/15	22 pass to J. Reed, 12 pass to J. Reed, 12 pass to C. Thompson, 13 pass to P. Garcon
at Dallas, 1/3/16	5 pass to R. Grant, 39 pass to P. Garcon, 3 pass to J. Crowder
vs. Green Bay, 1/10/16*	24 pass to J. Reed, 3 run
vs. Dallas, 9/18/16	11 pass to J. Crowder
at New York Giants, 9/25/16	44 pass to D. Jackson, 55 pass to J. Crowder
vs. Cleveland, 10/2/16	8 pass to J. Reed, 9 pass to J. Reed, 5 pass to C. Thompson
at Baltimore, 10/9/16	21 pass to P. Garcon
vs. Philadelphia, 10/16/16	16 pass to J. Crowder, 13 pass to V. Davis
at Detroit, 10/23/16	1 pass to R. Kelley, 19 run
at Cincinnati, 10/30/16	23 pass to J. Reed, 33 pass to J. Crowder
vs. Minnesota, 11/13/16	4 pass to J. Crowder, 38 pass to V. Davis
vs. Green Bay, 11/20/16	17 pass to D. Jackson, 44 pass to J. Crowder, 70 pass to P. Garcon
at Dallas, 11/24/16	5 pass to J. Reed, 67 pass to D. Jackson, 8 pass to J. Reed
at Arizona, 12/4/16	26 pass to J. Crowder, 1 run
at Philadelphia, 12/11/16	80 pass to D. Jackson, 15 pass to P. Garcon
at Chicago, 12/24/16	17 pass to C. Thompson, 9 run, 1 run
vs. New York Giants, 1/1/17	1 pass to J. Reed
vs. Philadelphia, 9/10/17	29 pass to C. Thompson
at Los Angeles Rams, 9/17/17	11 pass to R. Grant
vs. Oakland, 9/24/17	22 pass to C. Thompson, 18 pass to V. Davis, 52 pass to J. Doctson
at Kansas City, 10/2/17	44 pass to T. Pryor, 3 pass to R. Grant
vs. San Francisco, 10/15/17	11 pass to J. Doctson, 3 pass to S. Perine, 7 run
at Philadelphia, 10/23/17	7 pass to C. Thompson, 5 pass to J. Reed, 12 pass to J. Reed
vs. Dallas, 10/29/17	1 pass to J. Doctson
vs. Minnesota, 11/12/17	36 pass to M. Harris, 1 run, 2 run
at New Orleans, 11/19/17	16 pass to C. Thompson, 40 pass to R. Grant, 7 pass to J. Sprinkle
vs. New York Giants, 11/23/17	15 pass to J. Crowder, 14 pass to J. Doctson
at Dallas, 11/30/17	20 pass to R. Grant, 14 pass to J. Doctson
at Los Angeles Chargers, 12/10/17	23 pass to V. Davis
vs. Arizona, 12/17/17	5 pass to J. Crowder, 36 pass to K. Bibbs
vs. Denver, 12/24/17	15 pass to J. Crowder, 48 pass to J. Doctson, 31 pass to V. Davis
at New York Giants, 12/31/17	12 run
Total	112 (99 passing, 13 rushing)

COUSINS' CAREER 4TH-QUARTER/OVERTIME COMEBACK WINS/TIES

Date	Opponent	Final Score	Pre Drive Score	QTR	Drive Start	Drive End	Scoring Play	Start LOS	Last LOS	Drive Plays	Net Yds	Time Poss.
12/9/12	Baltimore	31-28	28-20	4	4:47	0:29	Garcon 11t catch	WR15	BR11	13	85	4:18
		31-28	28-28	OT	13:23	11:37	Forbath 34 FG	BR24	BR16	3	8	1:46
10/4/15	Philadelphia	23-20	16-20	4	6:05	0:26	Garcon 4t catch	WR10	PE4	15	90	5:39
10/25/15	Tampa Bay	31-30	30-24	4	2:24	0:24	Reed 6t catch	WR20	TB6	11	80	2:00
9/25/16	NY Giants	29-27	26-27	4	7:53	1:51	Hopkins 37 FG	WR25	NG19	10	56	6:02
10/2/16	Cleveland	31-20	17-20	4	1:07(3)	10:39	Thompson 5t catch	WR9	CB5	10	91	5:28
		31-20	24-20	4	6:28	4:25	Jones 1t run	CB39	CB1	4	39	2:03
10/30/16	Cincinnati	27-27*	24-27	4	3:15	1:07	Hopkins 40 FG	WR33	CB22	10	45	2:08
12/11/16	Philadelphia	27-22	21-22	4	4:59	1:53	Thompson 25t run	WR23	PE25	8	77	3:06
11/5/17	Seattle	17-14	10-14	4	1:34	0:59	Kelley 1t run	WR30	SS1	4	70	0:35

* - game resulted in a tie following OT



14

STEFON DIGGS

POSITION: Wide Receiver**HEIGHT/WEIGHT:** 6-0/191**DOB:** 11-29-93**HOMETOWN:** Gaithersburg, MD**COLLEGE:** Maryland**ACQUIRED:** D5b (#146) 2015**NFL SEASON:** 4**VIKINGS SEASON:** 4**2017 GP/GS**

14/14

Career GP/GS

40/34

Playoffs GP/GS


3/3

• Became the fastest Vikings WR to 200 receptions, catching his 200th in his 40th career game, breaking the record set by Randy Moss and Percy Harvin (42 games).

• Named to PFWA All-Rookie team after becoming the 1st rookie in Vikings history to lead the team in receptions with 52 (3rd in franchise records by a rookie) for 720 yards (5th).

OFF THE FIELD Younger brothers, Trevon Diggs (Alabama) and Darez Diggs (UAB), both play DB collegiately in the state of Alabama...Majored in American studies at Maryland...College WRs coach in 2014 was former NFL WR Keenan McCardell...Takes part in several community outreach programs...Visited an Eagan elementary school after students authored a Vikings book featuring him so the kids could read their story to him...Helped dedicate fields along with U.S. Bank Places to Play program, bringing new or refurbished fields, courts and playgrounds to under-funded areas of Minnesota during the 2016 and 2017 offseasons...Visited the UK during the 2017 offseason helping the NFL promote the upcoming slate of international games...Going back to school in the offseason to complete his degree in African American studies with a minor in communications, he is 2 semesters shy of earning his degree...Dedicated his My Cause My Cleats cleats to the American Heart Association in honor of his dad and grandmother who both passed away from heart problems.

HONORS Honored on the NFL's Top 100 list for the 1st time following the 2017 season coming in at #65...Earned NFC Offensive Player of the Week for game vs. Green Bay (9/18/16)...Received the 2017 Bridgestone Performance Player of the Year award for his role in the Minneapolis Miracle...Named All-Rookie by PFWA in 2015...Pepsi Rookie of the Week vs. Kansas City (10/18/15)...Selected as Vikings 2015 Vikings Rookie of the Year.



"Case on a deep drop, steps up in the pocket, he'll fire to the right side, caught by Diggs. Oh my God. Loose! At the 30-10- Touchdown! Are you kidding me?! It's a Minneapolis Miracle! Stefon Diggs and the Minnesota Vikings have walked off on the New Orleans Saints. It's a 61-yard Minneapolis Miracle."

- Voice of the Vikings Paul Allen's call of the "Minneapolis Miracle"

yards vs. Los Angeles (11/19)...Hauled in 4 passes for 78 yards and a TD at Washington (11/12) in his return to his home state of Maryland, having now totaled 17 receptions for 242 yards and a TD in 2 career games in Maryland...Returned from injury and caught 4 passes for 27 yards vs. Cleveland (10/29) in the NFL International Series game in London, England...Inactive due to a groin injury vs. Baltimore (10/22) and Green Bay (10/15)... Caught 1 pass for 4 yards at Chicago (10/9)...Led the team with 98 receiving yards on 5 catches vs. Detroit (10/1)...Tied his career-high with 2 receiving TDs along with 8 receptions for 173 yards vs. Tampa Bay (9/24) as the offense recorded 882 passing yards through 3 games, the 3rd-most in team history and most since 2004....Hauled in 2 passes for 27 yards and rushed the ball 1 time for 4 yards at Pittsburgh (9/17)...Caught 7 passes for 93 yards and 2 TDs (18, 2), his 2nd career multi-TD game, vs. New Orleans (9/11)...Joined Randy Moss (2004) as the last 2 Vikings to catch 2 TDs during Kickoff Weekend.

2016 Ranked 16th in receptions (84, team high) and 13th in receiving yards per game (69.5) in the NFL...Inactive (hip) vs. Chicago (11/17)...Caught 4 passes for 29 yards and 1 TD vs. Green Bay (12/24)...Secured 3 receptions for 55 yards, including a 45-yarder, at Jacksonville (12/11)...Caught a game-high 8 passes for 59 yards vs. Dallas (12/1)...Inactive (knee) at Detroit (11/24)...Recorded 37 yards on a team-high 6 receptions vs. Arizona (11/20)...Matched his career-high 13 receptions for 164 yards at Washington (11/13), becoming the 1st player in NFL history to reach 13 catches in consecutive weeks and setting a Vikings franchise record for total receptions in back-to-back games (26)...Totaled a career-high 13 receptions for 80 yards, posted a 12-yard rush and returned 3 punts for 29 yards vs. Detroit (11/6)...Caught 8 passes (game high) for 76 yards and returned 2 punts for 11 yards at Chicago (10/31)...Secured 2 receptions for 18 yards and 2 1st downs at Philadelphia (10/23)...Inactive (groin) vs. Houston (10/9)...Gained 47 yards on 5 receptions, including 3 for 1st downs, vs. NY Giants (10/3)...Registered 182 receiving yards on 9 catches (both career highs), including a career-long 46-yarder and 1 TD, vs. Green Bay (9/18)...Posted game highs with 7 receptions and 103 yards at Tennessee (9/11)...3rd Vikings WR with back-to-back 100-yard receiving games in Weeks 1 and 2 (1st since Cris Carter in 1997) and 2nd-most receiving yards by a Vikings WR after Weeks 1 and 2 in franchise history.

2015 Became 1st Vikings rookie to lead the team in receptions en route to All-Rookie honors from the PFWA...Ranked 3rd in team history in rookie receptions with 52 and 5th in rookie receiving yards with 720...Became 1st Vikings rookie WR since Randy Moss in 1998 to post consecutive 100-yard games - 129 vs. Kansas City (10/18) and 108 at Detroit (10/25)...Caught 1st career TD pass on a diving 36-yarder from Teddy Bridgewater at Detroit (10/25), earning Pepsi Rookie of the Week honors for the game...Had season-best 2 TD catches vs. Chicago (12/20)... Had 6 catches for 87 yards in his NFL debut at eventual Super Bowl 50 champion Denver, tying a Vikings record for most catches by a player in his debut game and ranking 3rd in club history for most yards receiving in a debut...Joined fellow rookie classmates OT T.J. Clemmings, LB Edmond Robinson, LB Eric Kendricks, CB Trae Wayne and S Anthony Harris to tie a Vikings record with 6 rookies starting a game when they all opened the *Thursday Night Football* matchup at Arizona (12/10)...His season-long 40-yard TD catch with 1:49 left in game at Chicago (11/1) tied the game 20-20 and set the stage for K Blair Walsh to win the game with a FG as time expired... Had 12 receiving yards and 13 catches of 20+ yards on the season ranked 2nd among NFL rookies behind Oakland's Amari Cooper...Caught a pass in every game he played...Helped team to NFC North title and Wild Card playoff berth.

COLLEGE Started 24 of his 28 career games at Maryland... Ended college career with 150 receptions, 2,227 yards and 14 TDs in 28 games...Had 62 receptions for 792 yards and 5 TDs as a junior, his final year at Maryland...Named 2nd-Team All-Big Ten by the league's coaches in 2014...Caught 10 passes totaling 138 yards in the Foster Farms Bowl vs. Stanford (12/30/14)... Led the team in receptions his freshman and junior seasons and had his sophomore campaign cut short due to injury... Had 1,896 all-purpose yards his freshman season, 2nd most in school history.

PREP 1 of the top recruits in the nation and a consensus 5-star recruit at Good Counsel HS in Gaithersburg, MD... Decided to stay in his home state of Maryland after considering offers from Florida, USC and Auburn...Selected 2012 U.S. Army All-American...Named 1st-Team All-State and runner-up Gatorade Maryland Player of the Year as a junior.

DIGGS AGAINST THE DIVISION

In his young career, Stefon Diggs has produced big games against divisional opponents, totaling 78 receptions for 992 yards (12.7 average) and 9 TDs in 14 games in the NFC North.

Diggs' single-game career highs in receptions (13), receiving yards (182) and receiving TDs (2) have come against the Lions (11/6/16), Packers (9/18/16) and Bears (12/20/15), respectively.

DIGGS CAREER GAME-BY-GAME / AGAINST NFC NORTH

OPPONENT	REC.	YARDS	AVG.	LG.	TD
at Detroit (10/25/15)	6	108	18.0	36t	1
at Chicago (11/1/15)	6	95	15.8	40t	1
vs. Green Bay (11/22/15)	6	66	11.0	17	0
vs. Chicago (12/20/15)	3	55	18.3	33t	2
at Green Bay (1/3/16)	1	8	8.0	8	0
vs. Green Bay (9/18/16)	9	182	20.2	46	1
at Chicago (10/31/16)	8	76	9.5	25t	1
vs. Detroit (11/6/16)	13	80	6.2	12	0
at Green Bay (12/24/16)	5	29	7.3	13	1
vs. Detroit (10/1/17)	5	98	19.6	33	0
at Chicago (10/9/17)	1	4	4.0	4	0
at Detroit (11/23/17)	5	66	13.2	37	0
at Green Bay (12/23/17)	5	60	12.0	20	1
vs. Chicago (12/31/17)	6	65	10.8	26	1
TOTAL	78	992	12.7	46	9

PROLIFIC PACE

Stefon Diggs joined rare company in his opening 3 seasons with the club, setting a team record for fewest games needed to reach 200 career receptions.

FEWEST GAMES NEEDED TO REACH 200 RECEPTIONS BY VIKINGS

PLAYER (SEASONS)	GAMES
Stefon Diggs (2015-17)	40
Randy Moss (1998-00)	42
Percy Harvin (2009-11)	42

TOP-5 DUO

The WR duo of Adam Thielen and Stefon Diggs has been the force behind the Vikings passing attack. Their combined 2,125 receiving yards was 3rd in the NFL in 2017.

WR DUO // TEAM

	YARDS
A. Brown / J. Smith-Schuster // PIT	1,533/917
J. Jones / M. Sanu // ATL	1,444/703
A. Thielen / S. Diggs // MIN	1,276/849
K.Allen / T. Williams // LAC	1,393/728
M. Jones / G. Tate // DET	1,101/1,003

DIGG THIS

In 2016, Stefon Diggs ranked 16th in receptions (84, team high) and 13th in receiving yards per game (69.5) in the NFL. The 2nd-year standout became just the 3rd wideout in franchise history to tally back-to-back 100-yard receiving games in Weeks 1 and 2 (1st since Cris Carter in 1997).

BACK-TO-BACK 100-YARD RECEIVING GAMES IN WEEKS 1 AND 2 / VIKINGS PLAYER, SEASON RECEIVING YARDS

Gene Washington, 1969	152, 172
Cris Carter, 1997	121, 107
Stefon Diggs, 2016	103, 182

Only 1 player in team history totaled more receiving yards after the 1st 2 weeks of the season than Diggs.

RECEIVING YARDS AFTER 2 GAMES / VIKINGS

RK	PLAYER, SEASON	RECEIVING YARDS
1	Gene Washington, 1969	324
2	Stefon Diggs, 2016	285
3	Sammy White, 1981	232

In Week 2, Diggs chased the single-game record for most receiving yards against the Packers by a Vikings WR, helping elevate Minnesota to victory in the 1st-ever game at U.S. Bank Stadium.

RECEIVING YARDS AGAINST GREEN BAY / VIKINGS

RK	PLAYER, DATE	RECEIVING YARDS
1	Adam Thielen, 12/24/16	202
2	Randy Moss, 10/5/1998	190
3	Stefon Diggs, 9/18/2016	182

DIGGS DOES IT AGAIN

Stefon Diggs secured a career-high 13 receptions vs. Detroit in Week 9 of the 2016 season and matched that effort the following week at Washington (11/13/16). Diggs' 13-catch performances rank 3rd in team history and tied for 2nd in the NFL in 2016.

Prior to Diggs, the last Viking to cross the dozen mark was Pro Football Hall of Fame inductee Cris Carter, who totaled 14 against the Cardinals in Sun Devil Stadium on 10/2/94.

SINGLE-GAME RECEPTIONS / VIKINGS HISTORY

PLAYER (OPPONENT, DATE)	RECEPTIONS
Rickey Young (at New England, 12/16/79)	15
Cris Carter (at Arizona, 10/2/94)	14
Stefon Diggs (Washington, 11/13/16)	13
Stefon Diggs (Detroit, 11/6/16)	13

2016 SINGLE-GAME RECEPTIONS / NFL

PLAYER (OPPONENT, DATE)	RECEPTIONS
Antonio Brown, Pit (Dallas, 11/13/16)	14
Stefon Diggs (Washington, 11/13/16)	13
Stefon Diggs (Detroit, 11/6/16)	13
Davante Adams, GB (Chicago, 10/20/16)	13
Doug Baldwin, Sea (Arizona, 12/24/16)	13
Zach Ertz, Phi (Dallas, 1/1/17)	13

2016 8+ CATCH GAMES / NFL

PLAYER (TEAM)	GAMES
Antonio Brown (Pittsburgh)	6
Stefon Diggs (Minnesota)	5
A.J. Green (Cincinnati)	5
Larry Fitzgerald (Arizona)	5
Julian Edelman (New England)	5
Odell Beckham, Jr. (New York Giants)	5

A STANDOUT WIDEOUT

Stefon Diggs led Minnesota in receptions in each of his 1st 2 years with the club, and his 136 career receptions are the 2nd most by a Viking in his 1st 2 seasons in the NFL.

No 2nd-year wideout in team history has averaged more receptions per game than Diggs, who has registered a 5.2 mark in his 26 career games.

RECEPTIONS BY A VIKING IN 1ST 2 NFL SEASONS

PLAYER (SEASONS)	RECEPTIONS
Randy Moss (1998-99)	149
Stefon Diggs (2015-16)	136
Percy Harvin (2009-10)	131
Joe Senter (1980-81)	121
Nate Burleson (2003-04)	97

GETTIN' DIGGY WITH IT

Stefon Diggs became the 1st rookie in club history to lead the Vikings in receptions, and his 52 catches are the 3rd-most by a Vikings rookie in team history. He ranked 2nd in the NFL among rookie WRs with 720 yards receiving, despite only playing 13 games, and earned All-Rookie accolades.

RECEPTIONS BY VIKINGS ROOKIES

PLAYER, SEASON	RECEPTIONS
Randy Moss, 1998	69
Percy Harvin, 2009	60
Stefon Diggs, 2015	52

RECEIVING YARDS BY 2015 NFL ROOKIES

PLAYER	YARDS/GAMES/AVG/REC
Amari Cooper, Oakland	16/1,070/14.9/72
Stefon Diggs, Minnesota	13/720/13.8/52

RECEPTIONS OF 20+ YARDS BY 2015 NFL ROOKIES

PLAYER	20+ CATCHES/TOTAL CATCHES
Amari Cooper, Oakland	16/72
Stefon Diggs, Minnesota	13/52

PLAYOFF PROWESS

The playoff performance by Stefon Diggs vs. New Orleans in the NFC Divisional Round in January 2018 was one for the record books. His game-winning TD as time expired and yardage for the game both stand with the top performances in club history for the post-season.

VIKINGS PLAYOFF RECEIVING YARDS IN A GAME

PLAYER, GAME	YARDS
Anthony Carter, at San Francisco, 1/9/88	227
Randy Moss, at St. Louis, 1/16/00	188
Amp Lee (RB), vs. Chicago, 1/1/95	159
Steve Jordan, at San Francisco, 1/6/90	149
Sidney Rice, vs. Dallas, 1/17/10	141
Stefon Diggs, vs. New Orleans, 1/14/18	137

VIKINGS PLAYOFF LONG RECEPTIONS

PLAYER, GAME	YARDS
Gene Washington, vs. Cleveland, 1/4/70	75t
Moe Williams (RB), at Green Bay, 1/9/05	68t
Randy Moss, vs. New Orleans, 1/6/01	68t
Randy Moss, vs. Dallas, 1/9/00	68t
Cris Carter, at San Francisco, 1/3/98	66t
Antony Carter, at San Francisco, 1/9/88	63
Stefon Diggs, vs. New Orleans, 1/14/18	61t

DIGGS' NFL TOTALS

		RECEIVING					RUSHING				
Year	GP/GS	No.	Yds.	Avg.	Lg	TD	No.	Yds.	Avg.	Lg	TD
2015 (Min).....	13/9	52	720	13.8	40t	4	3	13	4.3	10	0
<i>Playoffs</i>	<i>1/1</i>	<i>4</i>	<i>26</i>	<i>6.5</i>	<i>9</i>	<i>0</i>	<i>1</i>	<i>6</i>	<i>6.0</i>	<i>6</i>	<i>0</i>
2016 (Min).....	13/11	84	903	10.8	46	3	3	10	3.3	12	0
2017 (Min).....	14/14	64	849	13.3	59t	8	8	13	1.6	9	0
<i>Playoffs</i>	<i>2/2</i>	<i>6</i>	<i>137</i>	<i>22.8</i>	<i>61t</i>	<i>1</i>	<i>0</i>	<i>0</i>	<i>0.0</i>	<i>0</i>	<i>0</i>
Total	40/34	200	2,472	12.4	59t	15	14	36	2.6	12	0
<i>Playoffs</i>	<i>3/3</i>	<i>18</i>	<i>233</i>	<i>12.9</i>	<i>61t</i>	<i>1</i>	<i>1</i>	<i>6</i>	<i>6.0</i>	<i>6</i>	<i>0</i>

Other: 6 punt returns, 45 yards, 7.5 avg., 19 long; 1 kickoff return, 22 yards, 22.0 avg., 22 long

SINGLE-GAME CAREER HIGHS (* - playoffs)

Receptions.....	13	2x, last at Washington, 11/13/16
Receiving Yards	182	vs. Green Bay, 9/18/16
Long reception.....	61t	vs. New Orleans, 1/14/18*
TD Receptions	2	3x, last vs. Tampa Bay, 9/24/17
Rushing Attempts.....	1	11x, last at Atlanta, 12/3/17
Rushing Yards.....	12	vs. Detroit, 11/6/16
Long Rush	12	vs. Detroit, 11/6/16

DIGGS' TOUCHDOWNS

GAME (*playoffs)	PLAY
at Detroit, 10/25/15	36 pass from T. Bridgewater
at Chicago, 11/1/15	40 pass from T. Bridgewater
vs. Chicago, 12/20/15.....	15, 33 pass from T. Bridgewater
vs. Green Bay, 9/18/16	25 pass from S. Bradford
at Chicago, 10/31/16	25 pass from S. Bradford
at Green Bay, 12/24/16	3 pass from S. Bradford
vs. New Orleans, 9/11/17.....	18 , 2 pass from S. Bradford
vs. Tampa Bay, 9/25/17.....	17, 58 pass from C. Keenum
at Washington, 11/12/17	3 pass from C. Keenum
vs. Cincinnati, 12/17/17	20 pass from C. Keenum
at Green Bay, 12/23/17.....	4 pass from C. Keenum
vs. Chicago, 12/31/17.....	15 pass from C. Keenum
vs. New Orleans, 1/14/18*	61 pass from C. Keenum
Total	16 (16 receiving)

DIGGIN' THE COMPANY

Stefon Diggs led Minnesota in receptions in each of his 1st 2 years with the club, and his 200 career receptions in his 1st 40 career games are the fastest a Vikings WR has reached the 200 mark.

RECEPTIONS BY A VIKING IN 1ST 3 NFL SEASONS

PLAYER (SEASONS)	RECEPTIONS
Randy Moss (1998-2000).....	226
Rickey Young (1978-80).....	224
Percy Harvin (2009-11).....	218
Stefon Diggs (2015-17).....	200
Jermaine Wiggins (2004-06)	186
Ted Brown (1979-81).....	176
Amp Lee (1994-96)	170
Ahmad Rashad (1976-78).....	170
Chuck Foreman (1973-75).....	163
Cris Carter (1990-92).....	152

DIGGS' CAREER GAME-BY-GAME (*starts)

		RECEIVING					RUSHING				
2015	MINNESOTA.....	No.	Yards	Avg.	Long	TD	Att.	Yards	Avg.	Long	TD
9/14	@ San Francisco		INACTIVE								
9/20	Detroit.....		INACTIVE								
9/27	San Diego.....		INACTIVE								
10/4	at Denver.....	6	87	14.5	25	0	0	0	0.0	0	0
10/18	Kansas City*	7	129	18.4	31	0	0	0	0.0	0	0
10/25	@ Detroit*	6	108	18.0	36t	1	1	9	9.0	9	0
11/1.....	@ Chicago*.....	6	95	15.8	40t	1	0	0	0.0	0	0
11/8	St. Louis*.....	3	42	14.0	30	0	0	0	0.0	0	0
11/15	@ Oakland*.....	2	46	23.0	37	0	1	10	10.0	10	0
11/22	Green Bay*.....	6	66	11.0	17	0	0	0	0.0	0	0
11/29	@ Atlanta*.....	4	31	7.8	16	0	0	0	0.0	0	0
12/6.....	Seattle	2	22	11.0	14	0	1	-6	-6.0	-6	0
12/10	@ Arizona*.....	2	12	6.0	7	0	0	0	0.0	0	0
12/20	Chicago.....	3	55	18.3	33t	2	0	0	0.0	0	0
12/27	NY Giants.....	4	19	4.8	10	0	0	0	0.0	0	0
1/3/16.....	@ Green Bay*.....	1	8	8.0	8	0	0	0	0.0	0	0
2015	GP/GS: 13/9	52	720	13.8	40t	4	3	13	4.3	10	0
2015 PLAYOFFS											
1/10/16.....	Seattle*.....	4	26	6.5	9	0	1	6	6.0	6	0

RECEIVING						RUSHING				
2016.....MINNESOTA.....No.	Yards	Avg.	Long	TD	Att.	Yards	Avg.	Long	TD	
9/11.....@ Tennessee*.....7	103	14.7	33	0	1	-1	-1.0	-1	0	
9/18.....Green Bay*.....9	182	20.2	46	1	0	0	0.0	0	0	
9/25.....@ Carolina*.....4	40	10.0	16	0	0	0	0.0	0	0	
10/3.....NY Giants*.....5	47	9.4	21	0	1	-1	-1.0	-1	0	
10/9.....Houston.....	INACTIVE									
10/23.....@ Philadelphia*.....2	18	9.0	14	0	0	0	0.0	0	0	
10/31.....@ Chicago*.....8	76	9.5	25t	1	0	0	0.0	0	0	
11/6.....Detroit*.....13	80	6.2	12	0	1	12	12.0	12	0	
11/13.....@ Washington*.....13	164	12.6	36	0	0	0	0.0	0	0	
11/20.....Arizona.....6	37	3.2	13	0	0	0	0.0	0	0	
11/24.....@ Detroit.....	INACTIVE									
12/1.....Dallas*.....8	59	7.4	15	0	0	0	0.0	0	0	
12/11.....@ Jacksonville*.....3	55	18.3	45	0	0	0	0.0	0	0	
12/18.....Indianapolis.....2	13	6.5	11	0	0	0	0.0	0	0	
12/24.....@ Green Bay*.....4	29	7.3	13	1	0	0	0.0	0	0	
1/1/17.....Chicago.....	INACTIVE									
2016.....GP/GS: 13/11.....84	903	10.8	46	3	3	10	3.3	12	0	
RECEIVING						RUSHING				
2017.....MINNESOTA.....No.	Yards	Avg.	Long	TD	Att.	Yards	Avg.	Long	TD	
9/11.....New Orleans*.....7	93	13.3	30	2	1	-6	-6.0	-6	0	
9/17.....@ Pittsburgh*.....2	27	13.5	21	0	1	4	4.0	4	0	
9/24.....Tampa Bay*.....8	173	21.6	59t	2	0	0	0.0	0	0	
10/1.....Detroit*.....5	98	19.6	33	0	0	0	0.0	0	0	
10/9.....@ Chicago*.....1	4	4.0	4	0	0	0	0.0	0	0	
10/15.....Green Bay.....	INACTIVE									
10/22.....Baltimore.....	INACTIVE									
10/29.....@ Cleveland*.....4	27	6.8	10	0	1	-1	-1.0	-1	0	
11/12.....@ Washington*.....4	78	19.5	51	1	0	0	0.0	0	0	
11/19.....Los Angeles Rams*.....4	32	8.0	10	0	0	0	0.0	0	0	
11/23.....@ Detroit*.....5	66	13.2	37	0	1	9	9.0	9	0	
12/3.....@ Atlanta*.....2	32	16.0	19	0	1	5	5.0	5	0	
12/10.....@ Carolina*.....6	64	10.7	22	0	0	0	0.0	0	0	
12/17.....Cincinnati*.....5	30	6.0	20t	1	0	0	0.0	0	0	
12/23.....@ Green Bay*.....5	60	12.0	20	1	1	3	3.0	3	0	
12/31.....Chicago*.....6	65	10.8	26	1	1	-8	-8.0	-8	0	
2017.....GP/GS: 14/14.....64	849	13.3	59t	8	8	13	1.6	9	0	
2017 Playoffs										
1/14/18.....New Orleans*.....6	137	22.8	61t	1	0	0	0.0	0	0	
1/21/18.....Philadelphia*.....8	70	8.8	22	0	0	0	0.0	0	0	
Totals.....GP/GS: 2/2.....14	207	14.8	61t	1	0	0	0.0	0	0	



Stefon Diggs joined local youths during the U.S. Bank Places to Play event during the 2016 and 2017 offseasons. Places to Play provides grants for playgrounds, fields and courts for under-funded areas across the state of Minnesota.



62

NICK EASTON

POSITION: Guard
HEIGHT/WEIGHT: 6-3/303
DOB: 6-16-92
HOMETOWN: Lenoir, NC

COLLEGE: Harvard
ACQUIRED: T (SF) 2015
NFL SEASON: 4
VIKINGS SEASON: 4

2017 GP/GS	Career GP/GS	Playoffs GP/GS
12/12	23/17	0/0

• Started a career-high 12 games in 2017 before being placed on IR.

• Originally entered NFL as a rookie free agent in 2015 with Baltimore before being traded to San Francisco on 9/5/15 and traded from 49ers to Vikings on 10/6/15.

OFF THE FIELD Majored in economics...His grandfather served in the U.S. Army...Joins former Vikings standout C Matt Birk as former Harvard players to suit up for the Vikings... Played for the 49ers when current Vikings offensive line coach Tony Sparano was tutoring the Niners TEs, Vikings TE Blake Bell was a 49ers TE and current Vikings strength coach Mark Uveyama was also on staff...Shares Harvard alma mater with former Vikings Pro Bowl C Matt Birk.

PRO Has started 17 games over the 2016 and 2017 seasons at center and guard...Started career-high 12 games in 2017 before being sidelined with leg injury...Helped 2017 Vikings offense climb from #32 in rushing offense in 2016 to #7 in 2017... Revamped offensive line was a key to the Vikings posting 13-3 regular season mark in 2017, the 2nd-most wins in franchise history...Recorded his 1st career start vs. Dallas (12/1/16)... Made his NFL debut, blocking on Matt Asiata's 1-yard TD run, vs. Houston (10/9/16)...Joined Vikings from San Francisco in trade during 2015 bye week...Inactive for each game with Vikings in 2015...Was traded twice during his rookie campaign, sent from Baltimore to San Francisco on 9/5/15 and from San Francisco to Minnesota on 10/6/15...Originally signed as a rookie free agent by Baltimore on 5/8/15.

LAYING IT ON THE O-LINE

The 2017 Vikings entered the season with a wholly revamped offensive line. Both starting tackles were free agent pickups in the offseason- LT Riley Reiff and RT Mike Remmers- the center- Pat Elflein- was a rookie 3rd-round draft pick and the guards- Nick Easton and Joe Berger were shuffled from their past guard and center spots. The result was a team that climbed from being #28 in offense in 2016 to #11 in 2017 and put an emphasis on running the ball, jumping from #32 in 2016 to #7 in the NFL in rushing offense.

VIKINGS RUSHING COMPARISON 2016 TO 2017

Season	Rush Att/Yds/Avg/YPG/TDs
2016	380/1,205/3.2/75.3/9
2017	501/1,957/3.9/122.3/15

VIKINGS SACKS ALLOWED/SACK YARDS COMPARISON 2016 TO 2017

2016	38/283
2017	27/176

2017 NFL 3RD-DOWN CONVERSIONS

Atlanta	44.7%
Pittsburgh	44.0%
Minnesota	43.5%

2017 NFL FEWEST GIVEAWAYS

Kansas City	11
New England	12
Minnesota	13

2017 Placed on reserve/injured on 12/26...Started at LG at Green Bay (12/23) but left the game due to injury...Helped the Vikings clinch the NFC North title as he started at LG vs. Cincinnati (12/17)...Started at C in place of injured Pat Elflein at Carolina (12/10)...Started at LG at Atlanta (12/3) and protected QB Case Keenum as he tallied his 4th straight game with a passer rating over 100...Started at LG at Detroit (11/23) on Thanksgiving Day...Returned from injury to start at LG vs. Los Angeles (11/19)...Inactive Weeks 6-8 due to a calf injury... Started at LG at Chicago (10/9) and vs. Detroit (10/1)...Started at LG vs. Tampa Bay (9/24) as the offense totaled 494 yards... Started at LG at Pittsburgh (9/17)...Started at LG for the 1st time on Monday Night Football Week 1 vs. New Orleans (9/11) for a unit that only allowed 1 sack and paved the way for RB Dalvin Cook to run for 127 yards on 22 carries (5.8 avg)..

2016 Part of a unit that did not allowed a sack in 5 contests (tied for most in the NFL)...Started at center vs. Chicago (1/1/17), at Green Bay (12/24) and vs. Indianapolis (12/18)... Started at center for an O-line that did not allow a sack, helping Sam Bradford complete 70.6% of his passes (24 of 34) for 292 yards, 1 TD and a 106.5 passer rating, at Jacksonville (12/11)... Replaced Joe Berger in the starting lineup for his 1st career start vs. Dallas (12/1)...Saw extended action at center for an injured Joe Berger, competing on 43 offensive snaps, at Detroit (11/24)...Part of an O-line that did not allow a sack, helping Sam Bradford complete 31 of 37 passes, against the Lions... Played 10 offensive snaps, including Adam Thielen's 3-yard TD reception, at Washington (11/13)...Was on the field for both Vikings TDs - 1-yard pass to Kyle Rudolph and 1-yard rush by Rhett Ellison - vs. Detroit (11/6)...Saw action from scrimmage at Chicago (10/31)...Competed on 13 offensive snaps in his NFL debut, including a 1-yard TD run by Matt Asiata, vs. Houston (10/9)...Inactive at Philadelphia (10/23), vs. NY Giants (10/3), at Carolina (9/25), vs. Green Bay (9/18) and at Tennessee (9/11).

2015 Spent final 12 regular-season games and the Wild Card playoff week with Vikings on the 53-man roster but was inactive for each game...Joined Vikings in trade on 10/6...Was active for 49ers for a pair of games but did not see game action... Active for 1st career game as a member of 49ers at Arizona (9/27) but did not play...Active but did not play vs. Green Bay (10/4)...Traded to San Francisco from Baltimore on 9/5...Joined Ravens as a rookie free agent following the 2015 NFL Draft where he competed in training camp and preseason.

COLLEGE Part of Ivy League championship at Harvard as a senior, posting an undefeated record...Honored as a 3rd-Team AP FCS All-American as a senior...Earned 1st-Team All-Ivy as a junior and senior...Started all 10 games as a senior in 2014.

PREP Was named All-State as a senior in football at Hibriten HS in Lenoir, NC...Team captain as a senior...Helped team to 1st-ever undefeated season as a senior...All-Conference and All-County as a junior and senior in football...Standout in discus, earning conference and county titles.

EASTON'S CAREER GAMES/STARTS

Year	GP/GS
2015 (Min/SF)	0/0
Playoffs	0/0
2016 (Min)	11/5
2017 (Min)	12/12
Totals	23/17
Playoffs	0/0



67

CORNELIUS EDISON

POSITION: Center
HEIGHT/WEIGHT: 6-3/312
DOB: 7-10-93
HOMETOWN: University Place, WA

COLLEGE: Portland State
ACQUIRED: PS 2017
NFL SEASON: 3
VIKINGS SEASON: 2

2017 GP/GS
0/0

Career GP/GS
6/0 (6/0 - CHI)

Playoffs GP/GS
0/0

OFF THE FIELD Majored in graphic design...Son of Vincent and Cathleen Edison...Has 2 brothers, George and Chris.

PRO Signed to the Chicago Bears practice squad on 11/30/15... Signed to the Bears active roster on 10/24/16 and appeared in 6 games...Signed by Atlanta as a free agent on 5/17/17 and released on 9/2/17...Signed to the Vikings practice squad on 11/17...Released by the Vikings on 10/30/17...Inactive vs. Cleveland (10/29) in London, England...Promoted to the Vikings active roster on 10/28/17.

2017 Inactive at Philadelphia (1/21/18)...Inactive vs. New Orleans (1/14/18)...Active but did not play vs. Chicago (12/31)... Signed to the active roster on 12/31...Signed to the Vikings practice squad on 11/17...Released by the Vikings on 10/30/17... Inactive vs. Cleveland (10/29) in London, England...Promoted to the Vikings active roster on 10/28/17...Signed by Atlanta as a free agent on 5/17/17 and released on 9/2/17...Signed to the Vikings practice squad on 9/4/17.

2016 Signed to the Chicago Bears practice squad on 11/30/15... Signed to the Bears active roster on 10/24/16 and appeared in 6 games with no starts.

COLLEGE Started every game his final 3 seasons at Portland State...Named a team co-captain as a senior...Earned 1st Team All-Big Sky and won the 2014 FCS Rimington Award as the nation's best center...Started at center in the FCS National Bowl All-Star Game...Helped the Vikings set numerous season records as a junior, including rushing yards (3,330) rushing average (277.7) and total offense (6,486).

PREP Attended Curtis HS...Earned 1st Team All-League as an offensive and defensive lineman in both his senior and junior seasons.

EDISON'S CAREER GAMES/STARTS

Year	GP/GS
2016 (Chi)	6/0
Totals	6/0

50 GREATEST VIKINGS HONORED DURING VIKINGS 50TH SEASON

The 50 Greatest Vikings were recognized as the pinnacle of a season-long celebration of the club's 50th season in 2010. The Vikings legends took part in a weekend of activities leading up to the regular-season home finale vs. Chicago on 12/20/10.

50 GREATEST VIKINGS

PLAYER, POSITION	SEASONS
Grady Alderman, T	1961-74
Jared Allen, DE	2008-13
Matt Birk, C	1998-2008
Matt Blair, LB	1974-85
Bill Brown, RB	1962-74
Joey Browner, S	1983-91
Bobby Bryant, CB	1967-80
Anthony Carter, WR	1985-93
Cris Carter, WR	1990-2001
Fred Cox, K	1963-77
Daunte Culpepper, QB	1999-2005
Chris Doleman, DE	1985-93, '99
Carl Eller, DE	1964-78
Chuck Foreman, RB	1973-79
John Gilliam, WR	1972-75
Bud Grant, Head Coach	1967-83, '85
Wally Hilgenberg, LB	1968-79
Steve Hutchinson, G	2006-11
Tim Irwin, T	1981-93
Steve Jordan, TE	1982-94
Tommy Kramer, QB	1977-89
Paul Krause, S	1968-79
Gary Larsen, DT	1965-74
Carl Lee, CB	1983-93
Jim Marshall, DT	1961-79

Randall McDaniel, G	1988-99
Keith Millard, DT	1985-91
Randy Moss, WR	1998-2004, '10
Dave Osborn, RB	1965-75
Alan Page, DT	1967-78
Adrian Peterson, RB	2007-16
John Randle, DT	1990-2000
Ahmad Rashad, WR	1976-82
Ed Sharockman, CB	1962-72
Jeff Siemon, LB	1972-82
Robert Smith, RB	1993-2000
Scott Studwell, LB	1977-90
Doug Sutherland, DT	1971-81
Fran Tarkenton, QB	1961-66, '72-78
Henry Thomas, DT	1987-94
Mick Tingelhoff, C	1962-78
Stu Voigt, TE	1970-80
Gene Washington, WR	1967-72
Ed White, G	1969-77
Sammy White, WR	1976-86
Kevin Williams, DT	2003-13
Antoine Winfield, CB	2004-12
Roy Winston, LB	1962-76
Ron Yary, T	1968-81
Gary Zimmerman, T	1986-92





65 PAT ELFLEIN

POSITION: Center
HEIGHT/WEIGHT: 6-3/303
DOB: 7-6-94
HOMETOWN: Pickerington, OH

COLLEGE: Ohio State
ACQUIRED: D3 (#70) 2017
NFL SEASON: 2
VIKINGS SEASON: 2

2017 GP/GS	Career GP/GS	Playoffs GP/GS
14/14	14/14	2/2
<ul style="list-style-type: none"> Named the Minnesota Vikings Rookie of the Year in 2017 as well as being selected to the PFWA All-Rookie Team. Had started 53 consecutive games dating back to his collegiate career before missing Week 14 at Carolina. 		

OFF THE FIELD Earned bachelor's degree in communication and played his final season as a graduate student...Older brother, Matt, played football at Ohio Dominican...Worked on concrete crew in the summers during high school...Boyhood friend and high school classmate in Pickerington, OH of former Michigan TE and fellow 2017 NFL draftee Jake Butt (Denver), who was roommates with Vikings 2017 4th-round pick LB Ben Gedeon while at Michigan.

HONORS Selected as the Minnesota Vikings Rookie of the Year in 2017...Named to PFWA All-Rookie Team.

PRO Tied Vikings record with 14 starts at center as a rookie, joining Hall of Famer Mick Tingelhoff...Selected with the 70th overall pick in the 2017 NFL Draft, the highest selected C by the Vikings since Ryan Cook was selected 51st overall in 2006...1st Ohio State O-lineman selected by the Vikings since Korey Stringer, who was selected in 1995 with the 24th overall pick...1 of 7 Buckeyes selected in the 2017 NFL Draft...The 1st of 5 Cs drafted in the 2017 NFL Draft.

2017 Started 16 total games in his rookie season, 14 regular season and 2 in the postseason, as the Vikings earned their 2nd-best record in franchise history at 13-3...Earned the team's Rookie of the Year honors as well as being named to the PFWA's All-Rookie Team...Joined Tingelhoff as the only rookie centers in team history to start a season opener...Started at C at Philadelphia (1/21/18)...Started at C vs. New Orleans (1/14/18) in his first career playoff game as the Vikings clinched a berth to the NFC Championship game for the first time since 2009 with a last second victory...Inactive vs. Chicago (12/31)...Started at C at Green Bay (12/23)...Returned from injury to start at C vs. Cincinnati (12/17) as the Vikings clinched the NFC North title...Inactive due to a shoulder injury at Carolina (12/10)...Started at C at Atlanta (12/3) and protected QB Case Keenum as the Vikings won their 5th consecutive road game for the 1st

time since 1974...Started at C at Detroit (11/23) on Thanksgiving Day...Started at C vs. Los Angeles (11/19) and at Washington (11/12) and did not allow a sack in either game...Started at C at Twickenham Stadium in London, England vs. Cleveland (10/29) as a part of the NFL's International Series...Started at C in Weeks 5-7...Started at C vs. Detroit (10/1) in his 1st career NFC North game...Started at C vs. Tampa Bay (9/24), has helped the Vikings average over 400 yards (400.3) of offense per game through the 1st 3 weeks, just the 2nd time since 1970 (422.7, 2004)...Started at C at Pittsburgh (9/17) and snapped for QB Case Keenum in his Vikings debut...Started at C on Monday Night Football Week 1 vs. New Orleans (9/11) for a unit that only allowed 1 sack and paved the way for RB Dalvin Cook to run for 127 yards on 22 carries (5.8 avg).

COLLEGE Decorated 5th-year senior from Ohio State who was named the Rimington Award winner and was 1 of 3 finalists for the Outland Trophy during his final season with the Buckeyes...Earned Big Ten's Rimington/Pace Offensive Lineman of the Year honors in 2016...Named 1st-Team Big Ten each of his final 3 seasons...Helped OSU lead Big Ten in scoring, total offense and rushing yards in 2016...Paved way for RB Ezekiel Elliot to rush for 3,699 yards in just 2 seasons (2014-15)...Started all 15 games - the opening 3 games at LG and the final 12 at RG - during the Buckeyes' National Championship run...Did not miss a game from 2013-16, appearing in 53 games while starting 42, including 41 consecutive...Redshirted as a true freshman in 2012.

PREP Attended Pickerington North HS in Pickerington, OH where he was teammates with Denver Broncos TE Jake Butt...Was rated the #33 C prospect in the nation by ESPN...Named 1st-Team All-State in Division 1 as a senior...2-time team captain in football and earned 12 letters in football, wrestling and track...Named Wrestler of the Year as a senior in Ohio Capital Conference, qualifying for state and national tournament.

ELFLEIN'S CAREER GAMES/STARTS

Year	GP/GS
2017 (Min)	14/14
Playoffs	2/2
Totals	14/14
Playoffs	2/2

ROOKIES IN A RUSH

The Vikings were represented on the 2017 All-Rookie team by center Pat Elflein, who joined the team as a 3rd-round draft pick. The Vikings have a history of outstanding performances by rookies and Elflein was the 14th player drafted under Vikings GM Rick Spielman to earn All-Rookie honors from the PFWA.

VIKINGS PFW/PFWA ALL-ROOKIE HONOREES

SEASON	PLAYER
2017	C Pat Elflein
2015	WR Stefon Diggs
2015	DE Danielle Hunter
2015	LB Eric Kendricks
2014	QB Teddy Bridgewater
2013	KR Cordarrelle Patterson
2012	T Matt Kalil
2012	S Harrison Smith
2012	K Blair Walsh
2011	TE Kyle Rudolph
2009	WR/KR Percy Harvin
2009	T Phil Loadholt
2007	RB Adrian Peterson
2007	DE Brian Robison

2005	P Chris Klube
2003	DT Kevin Williams
2003	RB Onterio Smith
2003	P Eddie Johnson
2000	DT Chris Hovan
1998	WR Randy Moss
1995	S Orlando Thomas
1994	T Todd Steussie
1994	CB Dewayne Washington
1994	TE Andrew Jordan
1988	G Randall McDaniel
1984	RB Alfred Anderson
1976	WR Sammy White
1974	LB Matt Blair
1973	RB Chuck Foreman
1972	LB Jeff Siemon



2

KAI FORBATH

POSITION: Kicker

HEIGHT/WEIGHT: 5-11/197

DOB: 9-2-87

HOMETOWN: Santa Monica, CA

COLLEGE: UCLA

ACQUIRED: FA 2016

NFL SEASON: 7

VIKINGS SEASON: 3

2017 GP/GS

Career GP/GS

Playoffs GP/GS

16/0 74/0 (41/0-WAS, 10/0-NO, 23/0-MIN) 3/0 (1/0-WAS, 2/0-MIN)

• Teammates at UCLA with fellow Vikings specialist LS Kevin McDermott. Both were at UCLA together from 2008-10.

• 2nd all-time in Redskins history for career FG percentage (min 50 att.) after going 60 of 69 (87.0%) on FGs during his 41 games with Washington.

OFF THE FIELD

Full name is Kai Gustavs Forbath...History major at UCLA...Took part in the Vikings Town Takeover in Morris, Minnesota during the 2017 offseason.

HONORS

Named NFC Special Teams Player of the Week at Dallas (10/27/14)...Received NFC Special Teams Player of the Week (10/22/17) at Baltimore.

PRO

116 of 135 (85.9%) on FGs, including 7 game-winners, and 169 of 180 (93.9%) on PATs...Kicked for the New Orleans Saints for the final 10 games of 2015...Went 9 of 13 (69.2%) on FGs and 33 of 34 (97.1%) on PATs as a Saint...Made a career-best 2 FGs from 50+ yards in 2015 with New Orleans, including a 50-yard game-winner as time expired vs. NY Giants (11/1/15) and a career-long 57-yarder vs. Houston (11/29)...Released by New Orleans on 9/6/16 as a part of final cuts...First signed with the Saints on 10/19/15 before re-signing with them on 3/10/16...Kicked for the Redskins in Week 1 of the 2015 season going 1-of-2 on FGs and 1 of 1 on PATs before being cut 9/14/15...With Washington in 2014, connected on a career-high 24-of-27 (88.9%) FGs and 31-of-32 (96.9%) PATs while appearing in all 16 games for the only time in his career...Appeared in 13 games in 2013, missing 3 due to a groin injury...Went 18 of 22 (81.8%) on FGs and 26 of 26 on PATs in 2013 with the Redskins...Signed with the Redskins on 10/9/12 season and had a record setting-setting first season...Made his 1st 17 career FG attempts, setting an NFL record, which has since been tied, for consecutive makes to start a career...Finished 17 of 18 (94.4%) on FGs and 33 of 34 (97.1%) on PATs in 2012...Spent the 2012 offseason and training camp with Tampa Bay before being released during final cuts on 8/31/12...Claimed by the Buccaneers on 4/17/12 after being waived by Dallas...Originally signed with Dallas as an undrafted free agent following the lock out in 2011 (8/2) and was placed on the NFL (Non-football injury) list (8/30) where he spent the entire 2011 season.

2017

Played in all 16 games for the 2nd time in his career...Set career highs in FGs made (32) and points (130)...Made his lone PAT at Philadelphia (1/21/18)...Appeared in his 2nd career playoff game, going 3-of-4 on FGs, including a 53-yarder, the longest in Vikings playoff history, and made both of his PATs vs. New Orleans (1/14/18) as the Vikings clinched a berth to the NFC title game for the first time since 2009...Made all 3 PATs and was 0-for-1 on FG attempts vs. Chicago (12/31)...Went 3-for-3 on FGs and made his only PAT at Green Bay (12/23), his 32 FGM on the year is the 5th highest total in Vikings history...Was 2-for-2 on FGs and 3-for-3 on PATs vs. Cincinnati (12/17) as the Vikings clinched the NFC North title...Converted 3-of-4 FGs, giving him 27 on the season, a new career-high and nailed his only PAT at Carolina (12/10)...Was 2-of-2 on PATs and did not attempt a FG for the 1st time as a Viking at Atlanta (12/3)...Converted 1-of-2 FGs and made 3-of-4 PATs at Detroit (11/23) on Thanksgiving Day...Was 3-of-3 on PATs and 1-of-3 on FGs vs. Los Angeles (11/19)...Converted a FG from 50+ for the 4th consecutive game, tying a team record, Forbath finished the day 1/1 on FGs and 5/5 on PATs against his former team at Washington (11/12)...Made at least 4 FGs in

back-to-back games and a FG from 50+ in 3 straight games for the 1st time in his career, booting FGs from 34, 35, 43 and 51 vs. Cleveland (10/29) at Twickenham Stadium in London, England as a part of the NFL's International Series, also went 2/3 on PATs...Converted 2 50+ FGs in 1 game for the 1st time in his career as he set career-highs with 18 points and 6 FGs made on 6 attempts vs. Baltimore (10/22), tying the 2nd most FGs made in a game in Vikings history, also marking the 1st time in his career with 50+ yd FGs in back-to-back games. Teamed up with Justin Tucker to tie the league record for most FGs in a single game (9)...Made all 3 of his FG attempts, including a 53-yarder, the 2nd longest kick of his career and 6th from 50+, while also making both PATs vs. Green Bay (10/15)...Made both PATs and a pair of 26-yard FGs at Chicago (10/9) including the game-winning FG with 12 seconds remaining...Missed his 1st FG as a Viking, a 39-yarder, while making his lone PAT vs. Detroit (10/1)...Improved to 21/21 on FG attempts as a Viking, making a 20-yarder and 37-yarder vs. Tampa Bay (9/24) while also making all 4 PATs and adding a special teams tackle...Made his lone FG attempt, a 42-yarder, and missed his only PAT at Pittsburgh (9/17)...Made all 3 FG attempts (24, 32, 45) and went 2/3 on PATs vs. New Orleans (9/11).

2016

Converted all 15 of his FG attempts after signing with the Vikings in Week 11, the 3rd most (tied) in the NFL during that span...Made a 21-yard FG and all 5 PATs vs. Chicago (1/1/17)...Made both FGAs - from 22 and 26 yards - at Green Bay (12/14)...Connected from 32 and 51 yards vs. Indianapolis (12/18)...Matched a career high with 4 FGM to remain perfect on the season at Jacksonville (12/11)...Made all 3 FGAs - from 48, 36 and 33 yards - vs. Dallas (12/1)...Was perfect on 3 kicks - 2 FGAs (30 and 28 yards) and 1 PAT - at Detroit (11/24)...Connected on 3 of 4 PATs and his lone FGA (27 yards), adding 1 special teams tackle, in his Vikings debut vs. Arizona (11/20)...Also yielded a career-high-tying 5 TBs on 6 KO's against the Cardinals...Signed with the Vikings on 11/16...Spent the 2016 offseason and training camp with New Orleans before being released on 9/6 during final cuts.

2015

Kicked in 1 game for Washington, going 1 of 2 on FGs and 1 of 1 on PATs before being released on 9/14...Signed with New Orleans on 10/21...Led the team with 60 points after going 9 of 13 on FGs and 33 of 34 on PATs in 10 games...Recorded 21 TBs on 49 kickoffs...Converted both FG attempts, including a 30-yard game-winner in the season finale at Atlanta (1/3/16)...Connected on 2-of-2 FGs, including a career-long 57-yard boot, the 3rd longest in Saints history, at Houston (11/29)...Made all 7 of his PAT attempts, a career best, and kicked the game-winning 50-yard FG vs. NY Giants (1/1)...Was 3 of 4 on PATs in 1st game as a Saint at Indianapolis (10/25).

2014

Played in all 16 games for the 1st time in his career...Had the 3rd-highest single-season percentage in team history going 24 of 27 (88.9%) on FGs, trailing only Mark Moseley (95.2%, 1992) and his own mark in 2012 (94.4%)...Scored career-high 103 points...Pushed his career-long streak of consecutive FGs made, extending back to 2013, to 18 before missing at Philadelphia (9/21)...Made career-high 4 FGs, including a game-winning 22-yard kick as time expired vs. Tennessee (10/19)...Kicked game-winning FGs vs. Dallas (10/27) - a 40-yarder in OT - and vs. Philadelphia - a 26-yarder with 5 seconds remaining.

2013

Missed 3 games early in the season due to a groin injury...Went 18 of 22 (81.8%) on FGs and a perfect 26 of 26 on PATs in 13 games...Connected on his 2nd career 50-yard FG at Kansas City (12/8).

2012 After being waived by Dallas and claimed by Tampa Bay on 4/17, he spent the 2012 offseason and training camp with the Buccaneers but was released on 8/31...Joined Redskins in Week 6 and set an NFL record, which has since been tied, for consecutive FGs made to start a career with 17...Finished 17 of 18 (94.4%) on FGs and 33 of 34 (97.1%) on PATs on the season...Missed his last FG attempt of the season, a 37-yarder that bounced off the right upright, narrowly missing a perfect 18-of-18 season...Made his NFL debut vs. Minnesota (10/14) where he connected on his 1st career FG attempt - a 50-yarder - and hit 5-of-5 PATs...Connected on both PAT attempts in playoff loss vs. Seattle (1/6/13) **2011** Signed with Dallas after the lockout on 8/2 and was placed on the Non-Football Injury (NFI) list on 8/30.

FORBATH'S GAME WINNERS (7)

DATE		FG	TIME	FINAL
12/9/12vs. Baltimore	34	11:37 OT	31-28
10/19/14vs. Tennessee	22	0:00	19-17
10/27/14at Dallas	40	9:43 OT	20-17
12/20/14vs. Philadelphia	26	0:05	27-24
11/1/15vs. New York Giants	50	0:00	52-49
1/3/16at Atlanta	30	0:00	20-17
10/9/17at Chicago	26	0:12	20-17

COLLEGE Was at UCLA from 2006-10 after redshirting his 1st year on campus...Was ranked 2nd in school history with a career 84.2 FG percentage and tied for 1st on the career list with 85 FGs when he left school...Won the Lou Groza Award (Top Kicker) in 2009 and was a semifinalist in 2010...Earned several 1st-Team All-American honors in 2009...Named 2nd-Team All-Pac 10 by the AP in 2009...Selected by the coaches as 1st-Team All-Pac 10 in 2009 and 2nd Team All-Pac 10 in 2008 and 2010.

PREP Attended Notre Dame HS in Sherman Oaks, CA...Helped his team win 3 CIF Championships & post an overall 35-1 record...Named 1st team All-American by *USA Today* and rated the #1 kicker in his class by *ESPN.com*.

FORBATH'S 50-YARDERS (10)

DATE		FGs	FINAL
10/14/12vs. Minnesota	50	W, 38-26
12/8/13at Kansas City	50	L, 10-45
11/1/15vs. NY Giants	50	W, 52-49
11/29/15at Houston	57	L, 6-24
12/18/16vs. Indianapolis	51	L, 6-34
10/15/17vs. Green Bay	53	W, 23-10
10/22/17vs. Baltimore	52,51	W, 24-16
10/29/17vs. Cleveland	51	W, 33-16
11/12/17at Washington	53	W, 38-30
12/17/17vs. Cincinnati	53	W, 34-7

FORBATH'S NFL TOTALS

SCORING

Year	GP	FG	FGA	Pct	Lg	Blk	XP	XPA	Pct	Blk	Pts
2012 (Was)	11	17	18	94.4	50	0	33	34	97.1	1	84
Playoffs	1	0	0	--	--	--	2	2	100.0	0	2
2013 (Was)	13	18	22	81.8	50	2	26	26	100.0	0	80
2014 (Was)	16	24	27	88.9	49	0	31	32	96.9	1	103
2015 (Was)	1	1	2	50.0	45	0	1	1	100.0	0	4
(NO)	10	9	13	69.2	57	2	33	34	97.1	0	60
Totals	11	10	15	66.7	57	2	34	35	97.1	0	64
2016 (Min)	7	15	15	100.0	51	0	11	14	78.6	1	56
2017 (Min)	16	32	38	84.2	53	1	34	39	87.1	0	130
Playoffs	2	3	4	75.0	53	0	3	3	100.0	0	12
Totals	74	116	135	85.9	57	5	169	180	93.9	3	517
Playoffs	2	3	4	75.0	53	--	4	4	100.0	0	13

FIELD GOALS

Year	1-19	Pct	20-29	Pct	30-39	Pct	40-49	Pct	50+	Pct
2012 (Was)	0/0	--	3/3	100.0	2/3	66.6	11/11	100.0	1/1	100.0
Playoffs	0/0	--	0/0	--	0/0	--	0/0	--	0/0	--
2013 (Was)	0/0	--	3/4	75.0	10/10	100.0	4/6	66.7	1/2	50.0
2014 (Was)	0/0	--	11/11	100.0	6/7	85.7	7/8	87.5	0/1	0.0
2015 (Was)	0/0	--	0/0	--	0/0	--	1/2	50.0	0/0	--
(NO)	0/0	--	2/3	66.7	3/4	75.0	2/3	66.6	2/3	66.6
Totals	0/0	--	2/3	66.7	3/4	75.0	3/5	60.0	2/3	66.6
2016 (Min)	0/0	--	5/5	100.0	5/5	100.0	4/4	100.0	1/1	100.0
2017 (Min)	0/0	--	8/8	100.0	12/14	85.7	6/7	85.7	6/9	66.7
Playoffs	0/0	--	1/1	100.0	0/0	--	1/2	50.0	1/1	100.0
Totals	0/0	--	32/34	94.1	38/43	88.3	35/41	85.3	11/17	64.7
Playoffs	0/0	--	1/1	100.0	0/0	--	1/2	50.0	1/1	100.0

SINGLE-GAME CAREER HIGHS

FG Attempts	6 vs. Baltimore, 10/22/17
FG Made	6 vs. Baltimore, 10/22/17
Long FG	57 at Houston, 11/29/15
PAT Attempts	7 at NY Giants, 11/1/15
PAT Made	7 at NY Giants, 11/1/15
Kickoff Touchbacks	5 vs. Jacksonville, 12/27/15; vs. Arizona, 11/20/16
Points	18 vs. Baltimore, 10/22/17

FORBATH'S CAREER GAME-BY-GAME

2012..... WASHINGTON..... PAT	FG	PTS	FGs (missed)
10/14... @ Minnesota..... 5-5	1-1	8	50
10/21... @ NY Giants..... 2-2	3-3	11	20, 43, 45
10/28... @ Pittsburgh..... 0-1	2-2	6	48, 45
11/4.... Carolina..... 1-1	2-2	7	47, 25
11/18... Philadelphia..... 4-4	1-1	7	25
11/22... @ Dallas..... 5-5	1-1	8	48
12/3.... NY Giants..... 2-2	1-1	5	33
12/9.... Baltimore..... 2-2	3-3	11	48, 49, 34
12/16... @ Cleveland..... 5-5	1-1	8	44
12/23... @ Philadelphia..... 3-3	2-2	9	45, 42
12/30... Dallas..... 4-4	0-1	4	(37)

2012..... 33-34	17-18	84	
------------------------	--------------	-----------	--

2012 PLAYOFFS

1/6/13.... Seattle..... 2-2	0-0	2	
-----------------------------	-----	---	--

2013..... WASHINGTON..... PAT	FG	PTS	FGs (missed)
9/9.... vs. Philadelphia..... 3-3	0-1	3	(40)
10/13... @ Dallas..... 1-1	3-4	10	20, 32, 33, (49)
10/20... vs. Chicago..... 6-6	1-1	9	38
10/27... @ Denver..... 3-3	0-0	3	
11/3.... vs. San Diego..... 3-3	1-3	6	25, (59), 47
11/7.... @ Minnesota..... 3-3	2-2	9	20, 40
11/17... @ Philadelphia..... 0-0	0-0	0	
11/25... vs. San Francisco..... 0-0	2-2	6	36, 35
12/1.... vs. NY Giants..... 2-2	1-1	5	33
12/8.... vs. Kansas City..... 1-1	1-1	4	50
12/15... @ Atlanta..... 2-2	2-2	8	33, 37
12/22... vs. Dallas..... 2-2	3-3	11	36, 22, 47
12/29... vs. NY Giants..... 0-0	2-2	6	31, 49

2013..... 26-26	18-22	80	
------------------------	--------------	-----------	--

2014..... WASHINGTON..... PAT	FG	PTS	FGs (missed)
9/7.... @ Houston..... 0-1	0-0	0	
9/15.... vs. Jacksonville..... 5-5	2-2	11	36, 42
9/21.... @ Philadelphia..... 4-4	2-2	10	49, 44, (33)
9/25.... vs. NY Giants..... 2-2	0-0	2	
10/6.... vs. Seattle..... 2-2	1-1	5	27
10/12... @ Arizona..... 2-2	2-2	8	28, 43
10/19... vs. Tennessee..... 1-1	4-4	13	31, 31, 27, 22
10/27... @ Dallas..... 2-2	2-2	8	44, 40
11/2.... @ Minnesota..... 2-2	2-2	8	36, 26
11/16... vs. Tampa Bay..... 1-1	0-2	1	(47), (50)
11/23... @ San Francisco..... 1-1	2-2	7	27, 46
11/30... @ Indianapolis..... 3-3	2-2	9	25, 29
12/7.... vs. St. Louis..... 0-0	0-0	0	
12/14... @ NY Giants..... 1-1	2-2	7	35, 38
12/20... vs. Philadelphia..... 3-3	2-2	9	25, 26
12/28... vs. Dallas..... 2-2	1-1	5	25

2014..... 31-32	24-27	103	
------------------------	--------------	------------	--

2015..... WAS/NO..... PAT	FG	PTS	FGs (missed)
9/13.... vs. Miami..... 1-1	1-2	4	45, (46)
10/25 @ Indianapolis..... 3-4	0-0	3	
11/1.... vs. NY Giants..... 7-7	1-1	10	50
11/8.... vs. Tennessee..... 4-4	0-1	4	(46)
11/15... @ Washington..... 2-2	0-0	2	
11/29... @ Houston..... 0-0	2-2	6	30, 57
12/6.... vs. Carolina..... 4-4	0-1	4	(38)
12/13... @ Tampa Bay..... 3-3	1-1	6	23
12/21... vs. Detroit..... 3-3	2-2	9	45, 22
12/27... vs. Jacksonville..... 5-5	1-3	8	37, (52), (28)
1/3/16 @ Atlanta..... 2-2	2-2	8	41, 30

2015..... 34-35	10-15	64	
------------------------	--------------	-----------	--

2016..... MINNESOTA..... PAT	FG	PTS	FGs (missed)
11/20... vs. Arizona..... 3/4	1/1	6	27
11/24... @ Detroit..... 1/1	2/2	7	30, 28
12/1.... vs. Dallas..... 0/0	3/3	9	48, 36, 33
12/11... @ Jacksonville..... 1/2	4/4	13	43, 32, 40, 46
12/18... vs. Indianapolis..... 0/0	2/2	6	32, 51
12/24... @ Green Bay..... 1/2	2/2	7	22, 26
1/1/17... vs. Chicago..... 5/5	1/1	8	21

2016..... 11/14	15/15	56	
------------------------	--------------	-----------	--

2017..... MINNESOTA..... PAT	FG	PTS	FGs (missed)
9/11.... New Orleans..... 2/3	3/3	11	24, 32, 45
9/17.... @ Pittsburgh..... 0/1	1/1	3	42
9/24.... Tampa Bay..... 4/4	2/2	10	20, 37
10/1.... Detroit..... 1/1	0/1	1	(39)
10/9... @ Chicago..... 2/2	2/2	8	26, 26
10/15... Green Bay..... 2/2	3/3	11	36, 34, 53
10/22... Baltimore..... 0/1	6/6	18	32, 34, 43, 43, 51, 52
10/29... @ Cleveland..... 2/3	4/4	13	34, 35, 43, 51
11/13... @ Washington..... 5/5	1/1	8	53
11/19... LA Rams..... 3/3	1/3	6	39, (48) (39)
11/23... @ Detroit..... 3/4	1/2	6	36 (53)
12/3.... @ Atlanta..... 2/2	0/0	2	
12/10... @ Carolina..... 1/1	3/4	10	30, 22, 27, (54)
12/17... Cincinnati..... 3/3	2/2	9	53, 35
12/23... @ Green Bay..... 1/1	3/3	10	20, 27, 49
12/31... Chicago..... 3/3	0/1	9	(55)

2017..... 34/39	32/38	130	
------------------------	--------------	------------	--

2017 PLAYOFFS

1/14/18 vs. New Orleans... 2/2	3/4	11	53, 49, 20 (49)
1/21/18 @ Philadelphia.... 1/1	0/0	1	

TOTALS..... 3/3	3/4	12	
------------------------	------------	-----------	--

SPECIAL DELIVERY

The Vikings have notched 7 KO Return TDs, 5 PR TDs and 2 TDs on blocked punt returns during the 7 seasons (2011-17) Mike Priefer has led the Vikings special teams units. The Vikings return and coverage units rank among the NFL leaders in recent seasons. Marcus Sherels extended his own team record with his 5th career PR TD vs. Houston (10/9/16), double the number of the next 2 Vikings punt returners.


2011-17 NFL SPECIAL TEAMS TDS

Team.....	Special Teams TDs
1) Minnesota.....	14 - (5 PR, 7 KR, 2 BPR)
2) Philadelphia.....	13 - (5 PR, 4 KR, 4 BPR)
2) Baltimore.....	13 - (5 PR, 5 KR, 2 BPR, 1 BFG)

2013-17 NFL PUNT RETURN AVERAGE

Team.....	PR Avg
1) Kansas City.....	10.8
2) Baltimore.....	10.7
3) Philadelphia.....	10.7
4) Minnesota.....	10.7





42 BEN GEDEON

POSITION: Linebacker
HEIGHT/WEIGHT: 6-2/244
DOB: 10-16-94
HOMETOWN: Hudson, OH

COLLEGE: Michigan
ACQUIRED: D4b (#120) 2017
NFL SEASON: 2
VIKINGS SEASON: 2

2017 GP/GS 16/9	Career GP/GS 16/9	Playoffs GP/GS 2/0
---------------------------	-----------------------------	------------------------------

OFF THE FIELD Graduated a semester early with a degree in economics from Michigan...Both of his brothers played football collegiately. Alex, was a captain of the Harvard football team, and Ben's other brother, Sam, played sprint football and rugby at the U.S. Naval Academy...Earned Michigan's U-M Athletic Academic Achievement award and was a 2x Academic All-Big Ten selection (2015,2016).

HONORS Selected the Vikings Special Teams Player of the Year in 2017.

PRO Selected in the 4th round (120th overall) of the 2017 draft...Started 9 games and appeared in all 16 as a rookie, on his way to being selected the Vikings Special Teams Player of the Year.

2017 Appeared in all 16 games totaling 33 tackles on defense and a team-leading 18 special teams tackles...Played on defense and special teams at Philadelphia (1/21/18)...Made a solo tackle in the Vikings Divisional Round playoff victory vs. New Orleans (1/14)...Made a career-high 5 tackles (4 solo) and 2 ST tackles vs. Chicago (12/31)...Recorded 2 tackles (1 solo) vs. Cincinnati (12/17) to help the team secure the NFC North title...Tallied 3 special teams tackles at Detroit (11/23) on Thanksgiving Day...Recorded 2 solo tackles vs. Cleveland (10/29) at Twickenham Stadium as a part of the NFL's International Series...Started at LB and had 2 total tackles (1 solo) in his NFL debut Week 1 vs. New Orleans (9/11).

GEDEON'S NFL TOTALS

Year	GP/GS	Tackles			Sacks	INTs	PD	TFL	QBH	FF/FR	Special Teams
		Solo	Asst.	Total							
2017 (Min)	16/9	20	13	33	0.0	0	1	0	0	0/0	18
Playoffs	2/0	1	0	1	0.0	0	0	0	0	0/0	1
Totals	16/9	20	13	33	0.0	0	1	0.0	0	0/0	18
Playoffs	2/0	1	0	1	0.0	0	0	0	0	0/0	1

GEDEON'S CAREER GAME-BY-GAME (* - STARTS)

2017	U	A	T	TFL	SK	QH	FF	FR	INT	PD
vs. NO - 9/11*	1	2	0	0.0	0	0	0	0	0	0
at PIT - 9/17*	2	0	2	0.0	0	0	0	0	0	1
vs. TB - 9/24*	1	2	3	0.0	0	0	0	0	0	0
vs. DET - 10/1	1	0	1	0.0	0	0	0	0	0	0
at CHI - 10/9*	2	2	4	0.0	0	0	0	0	0	0
vs. GB - 10/15	0	0	0	0.0	0	0	0	0	0	0
vs. BAL - 10/22*	2	2	4	0.0	0	0	0	0	0	0
at CLE - 10/29	2	0	2	0.0	0	0	0	0	0	0
at WAS - 11/12*	1	0	1	0.0	0	0	0	0	0	0
vs. LAR - 11/19	0	0	0	0.0	0	0	0	0	0	0
at DET - 11/23	0	0	0	0.0	0	0	0	0	0	0
at ATL - 12/3*	1	0	1	0.0	0	0	0	0	0	0
at CAR - 12/10	0	3	3	0.0	0	0	0	0	0	0
vs. CIN - 12/17*	1	1	2	0.0	0	0	0	0	0	0
at GB - 12/23	2	1	3	0.0	0	0	0	0	0	0
vs. CHI - 12/31*	4	1	5	0.0	0	0	0	0	0	0
2017 ... GP/GS: 16/9 ...	20	13	33	0.0	0	0	0	0	0	1
2017 PLAYOFFS										
vs. NO 1/14/18	1	0	1	0.0	0	0	0	0	0	0
at PHI - 1/21/18	0	0	0	0.0	0	0	0	0	0	0

COLLEGE 4-year letterman that appeared in 51 games, starting 14 games, racking up 176 tackles, 21 TFL, 6.5 sacks and 2 PD...Started all 13 games as a senior, earning the team's Roger Zatkoff Award as the squad's top LB...Named All-Big Ten 2nd-Team by the media and 3rd-Team by the conference coaches...Registered 5 double-digit tackle games as he helped the Wolverines to a 10-3 record, including an 8-0 undefeated record at home...Posted 10 tackles, 2 TFL and 1 sack in a road matchup against rival Ohio State...Tallied 2 stops against Florida State and fellow Viking rookie Dalvin Cook in the Orange Bowl...Saw extended action for the first time in his career as a junior, appearing in 11 games and making 1 start...totalled 34 tackles and 3 TFL while contributing on special teams and as a reserve LB...Had the best performance of his season against rival Ohio State, making 7 tackles...Made 4 solo stops vs. Florida in the Citrus Bowl...Appeared in 11 games his sophomore season...recorded 17 tackles, 1.5 TFL and 1 sack...Showed out against Appalachian State, recording 4 tackles, 1 QBH and returning a blocked punt 32 yards for a TD...Appeared in 6 games as a true freshman, where he tallied 6 tackles and the 1st sack of his career vs. rival Ohio State.

PREP Attended Hudson HS...named AP Division I All-Ohio 1st-Team his senior season...Earned 3rd-Team All-State honors as a sophomore after racking up 105 tackles, 5 sacks, 500 rushing yards, 300 receiving yards and 300 passing yards...totalled 1,300 total yards of offense and 14 TDs as a senior. Chose Michigan over other offers including Stanford, Tennessee and Ohio State.

GEDEON'S SINGLE-GAME CAREER HIGHS

Total Tackles	5	vs. Chicago, 12/31/17
Solo Tackles	4	vs. Chicago, 12/31/17
Passes Defensed	1	at Pittsburgh, 9/11/17



97

EVERSON GRIFFEN

POSITION: Defensive End**HEIGHT/WEIGHT:** 6-3/273**DOB:** 12-22-87**HOMETOWN:** Avondale, AZ**COLLEGE:** Southern California**ACQUIRED:** D4 (#100) 2010**NFL SEASON:** 9**VIKINGS SEASON:** 9**2016 GP/GS**

15/15

Career GP/GS

121/63

Playoffs GP/GS

4/3

• Named to 3 straight Pro Bowls in 2015-17 and earned 2nd team All-Pro honors in 2017.

• Ranks 3rd in the NFL since 2014 with 43.5 sacks.

• His 62.0 career sacks ranks 7th all-time in Vikings history. His 13.0 sacks in 2017 is a new single-season career high.

• Attended same high school, Agua Fria in Avondale, AZ, as Vikings Hall of Famer Randall McDaniel.

OFF THE FIELD

Active in the *Leaders of Tomorrow* program that makes meals available for school-age kids in Minnesota...Married, has 3 sons, Greyson, Ellis and Sebastian...Takes part in the annual Vikings blood drive and community events with teammates...One of the most active Vikings in the team's off-the-field charitable endeavors...Majored in sociology at USC...Enjoys fishing and being on the water in his free time, with boating, wave runners and water skiing among his favorite activities...Looked up to Vikings legend Randall McDaniel as a young athlete.

HONORS

Was named a 2nd-team All-Pro edge rusher in 2017...Earned Pro Bowl honors in 2015, 2016 and 2017...Earned Sporting News First-Team All-Pro honors in 2017...Voted #92 and #19 on the NFL's Top 100 list after the 2016 and 2017 seasons, respectively...Named NFC Defensive Player of the Week for game at Carolina (9/25/16)...Named NFC Defensive Player of the Week for game at Green Bay (1/3/16)...Named NFC Defensive Player of the Month in October 2014...Tabbed 2014 Vikings Defensive MVP.

PRO

Received 2nd-team All-Pro honors as an edge rusher in 2017...Named to 3 consecutive Pro Bowls following the 2015-17 seasons...Registered 8 sacks in 2016, 2nd on the team...Led Vikings with 10.5 sacks in 2015...Earned NFC Defensive Player of the Week in 2015 regular-season finale when team clinched NFC North title on Packers home field, taking the title away after a 4-year streak of Green Bay holding it...Has 10.0 career sacks against rival Aaron Rodgers of the Packers, including playoffs and 3.0 in 2016...Has scored 3 career TDs: fumble return vs. Chicago (1/1/17), INT return at St. Louis (12/16/12) and blocked punt return vs. Carolina (11/30/14)...Named the Vikings 2014 Defensive MVP...Re-signed with Vikings prior to the opening of free agency in 2014 offseason...Named NFC Defensive Player of the Month in October 2014 after recording 6.0 sacks and a FF in 4 contests...Recorded 5.5 sacks in 2013, including 2.5 in the last 2 games of season...Had 1st FF of his career vs. Pittsburgh in the NFL International Series in London (9/29/13)...Made impact on Vikings defense in 2012, ranking 3rd on team with 8.0 sacks...

GRIFFEN GRINDING

Everson Griffen is 4th in the NFL since 2014 with 43.5 sacks, trailing only Von Miller, Ryan Kerrigan and Chandler Jones and most among DE. Griffen totaled 12.0 sacks in 2014, 10.5 in 2015, 8.0 in 2016 and 13.0 in 2017.

2014-17 NFL SACKS

PLAYER	SACKS
Von Miller, Denver, LB	48.5
Ryan Kerrigan, Washington, LB	47.0
Chandler Jones, LB	46.5
Everson Griffen, Minnesota, DE	43.5
Justin Houston, Kansas City, LB	43.0

Scored 1st career TD on 1st career INT at St. Louis (12/16/12), taking back a Sam Bradford pass 29 yards for a TD...Posted career-best 3.0 sacks vs. Green Bay (12/30/12) in regular season finale, a must-win game that gave the Vikings a playoff berth...Ranked 4th on team in 2011 with 4.0 sacks despite not starting a game...Notched 18 special teams tackles in 2011 (2nd on team)...Carved out role on special teams to get playing time as a rookie, seeing action in final 11 games of season...Burst onto scene with 5 tackles in his 1st career game at Green Bay (11/21/10)...Selected with the 2nd pick in the 4th round of the 2010 NFL Draft (100th overall)...Declared for draft as a junior.

2017

Finished the season with 47 tackles and career-highs in sacks (13.0) and FF (3) for the leagues top ranked defense...Made 2 solo tackles and 2 QBH at Philadelphia (1/21/18) in the NFC Championship...Filled the stat sheet in the Vikings Divisional Round playoff win with 1 sack, 2 solo tackles, 1 TFL, 3 QBH, a FF and a PD vs. New Orleans (1/14/18)...Tallied 4 QBH, 1 PD and 1 solo tackle vs. Chicago (12/31) as the Vikings secured the No. 1 defense in the NFL...Made 1 solo tackle and 3 QBH at Green Bay (12/23) as the Vikings shutout the Packers in Lambeau for the 1st time ever...Compiled 3 tackles (2 solo) and 5 QBH vs. Cincinnati (12/17) to help the Vikings clinch the NFC North...Led the team with 4 QBH and tallied his career-high 13th sack of the season at Carolina (12/10), adding 5 tackles (2 solo) and a TFL...Tallied his 3rd multi-sack game of the season on Thanksgiving Day at Detroit (11/23) after the birth of his 3rd son, Sebastian, that morning. He finished the day with 2.0 sacks, 4 solo tackles, 2 TFL, 7 QBH and 1 FF, tying his career-high with 12.0 sacks on the year and setting a new career-high with 3 FF...Returned from injury and tallied 2 tackles (1 solo) and his team-leading 13th TFL of the season vs. Los Angeles Rams (11/19)...Inactive at Washington (11/12) due to a foot injury...Posted his 10th sack of the season vs. Cleveland (10/29) at Twickenham Stadium in London, England as a part of the NFL's International Series, extending his streak of games with a sack to 8 games, tying Jim Marshall and Jared Allen for the longest streak by a Viking and joining Robert Mathis (2005) and Dwight Freeney (2009) as the only players since 1982 to record a sack in the 1st 8 weeks...He also added 8 QBH a TFL and 2 tackles (1 solo)...Cracked the Vikings all-time sack leaders Top-10 with 2.0 sacks vs. Baltimore (10/22)...Also tallied 6 tackles (5 solo) 4 QBH, 2 TFL and his 2nd FF vs. Baltimore...Totaled 4 tackles (3 solo), 1.0 sacks, 1 TFL and 4 QBH vs. Green Bay (10/15)...Had 2 solo tackles, his 6th sack of the year, 2 TFL, 2 QBH and his 1st FF of the year at Chicago (10/9)...Led the team and tied a career-high with 11 QBH vs. Detroit (10/1), adding his 5th sack of the season along with 5 tackles (4 solo) and a TFL...Recorded his 4th sack of the season vs. Tampa Bay (9/24) and added 4 QBH...Turned in his 9th career game with 2.0+ sacks at Pittsburgh (9/17), finishing the day with 4 solo tackles, 2.0 sacks...Corralled his 1st sack of the season, 3 QBH and 6 tackles (5 solo) vs. New Orleans (9/11).

DOMINATING ENDS

Since Danielle Hunter was drafted in 2015 (Rd. 3, #88), he and teammate Everson Griffen have teamed as the most dominant pass rushers in the NFL.

2015-17 NFL SACK DUOS

PLAYERS TEAM	SACKS
G. Atkins/C. Dunlap, Cincinnati	58.0
E. Griffen/D. Hunter, Minnesota	57.0
R. Kerrigan/P. Smith, Washington	54.0
M. Addison/K. Short, Carolina	51.0
V. Miller/S. Ray, Denver	47.5
M. Bennett/C. Avril, Seattle	45.0

2016 Named to 2nd consecutive **Pro Bowl**...Combined with Danielle Hunter (12.5) and Brian Robison (7.5) – the NFL’s only DE trio with 7+ sacks each – for the NFL’s 2nd-most sacks by DEs (28.0)...Helped lead the NFL’s 3rd-ranked defense (314.9 ypg), totaling 61 tackles (41 solo), 10 TFL, 8.0 sacks, 68 QBHs, 2 FF, 3 FR (1 returned for a TD) and 1 PD...Posted 3 tackles, 2 QBHs and his 3rd-career TD on a 20-yard fumble return vs. Chicago (11/17)...Recorded 2 tackles and 3 QBHs at Green Bay (12/24)...Notched 3 tackles, 2.0 sacks, 2 TFL, 3 QBHs and 1 PD at Jacksonville (12/11)...Registered a career-high 10 tackles (8 solo), 5 QBHs, 1 FF and 1 FR vs. Dallas (12/1)...Forced a WR Lucky Whitehead fumble and recovered a QB Dak Prescott fumble, which was forced on a DE Brian Robison strip-sack, against the Cowboys...Notched 2 tackles and 3 QBHs in his 100th career game vs. Arizona (11/20)...Tallied 6 tackles, 5 QBHs and 1 FR, which led to a Minnesota TD 4 plays later, at Washington (11/13)...Posted a 7 stops, 2 TFL, 1 sack and 4 QBHs vs. Detroit (11/6)...Recorded 5 tackles, including 1 sack, at Chicago (10/31)...Registered 3 tackles and 2 QBHs at Philadelphia (10/23)...Notched 4 stops and a career-high 11 QBHs vs. Houston (10/9)...Recorded 1 solo stop vs. NY Giants (10/3)...Registered 4 tackles 3 TFL, 3.0 sacks and 9 QBHs at Carolina (9/25) and was named **NFC Defensive Player of the Week**...Totalled 3 tackles, including 2 TFL and 1 sack, 5 QBHs and 1 FF vs. Green Bay (9/18)...Tallied 3 tackles and 5 QBHs at Tennessee (9/11).

2015 Keyed Vikings run to NFC North title and playoff berth by leading team in sacks with 10.5...Earned **Pro Bowl** honors for the 1st time in his career and was tabbed **NFC Defensive Player of the Week** at Green Bay (1/3/16)...Helped Vikings defense rank #13 in total defense...Earned NFC honors for Green Bay game when he had 6 tackles, 2.0 sacks and forced a fumble on a sack that was returned 55 yards for a TD by Captain Munnerlyn to help win at Lambeau Field for the 1st time since 2009 and wrestle the NFC North title away from the Packers after 4 years...Started playoff game vs. Seattle (1/10/16) and notched a sack on Russell Wilson...Had 3-game streak with a sack in middle of season, at Oakland, vs. Green Bay and at Atlanta...Had season-high 6 tackles at Green Bay (1/3/16) and in Wild Card playoff game vs. Seattle (1/10/16).

2014 Had a breakout season in his 1st year as a full-time starter, helping the Vikings defense have the most improved defense in the NFL in 2014...**2014 Vikings Defensive MVP**...Recorded a career-best 12.0 sacks on the season in 16 contests...Started 16 games after entering the season after posting 1 start in his opening 4 seasons...Named **NFC Defensive Player of the Month** in October after recording 6.0 sacks and a FF in 4 games...Returned a Jasper Brinkley blocked punt 43 yards vs. Carolina (11/30) for the longest blocked punt return TD in franchise history and the 2nd Vikings blocked punt return TD on the day, a franchise record and tying an NFL record for 2 blocked punt return TDs by the same team in 1 game...Recorded a sack in 5 consecutive games, a career-long streak...Had career day at Buffalo (10/19) when he recorded a career-high 9 tackles and tied a career-high with 3.0 sacks...Notched multiple sacks in 3 games, including the season-opening win at St. Louis.

GRIFFEN'S NFL TOTALS

	Tackles										Special Teams	
	Solo	Asst.	Total	Sacks	INTs	PD	TFL	QBH	FF/FR			
Year.....GP/GS												
2010 (Min).....11/0	5	2	7	0.0	0	0	0	5	0/0			8
2011 (Min).....16/0	12	3	15	4.0	0	2	4	8	0/1			18
2012 (Min).....16/1	21	15	36	8.0	1 (29t)	3	10	27	0/2			7
Playoffs.....1/0	3	1	4	1.0	0	0	1	1	0/0			0
2013 (Min).....16/0	19	11	30	5.5	0	1	9	27	1/0			2
2014 (Min).....16/16	46	29	75	12.0	0	2	21	70	1/0			0
2015 (Min).....15/15	27	22	49	10.5	0	4	17	76	1/0			0
Playoffs.....1/1	4	2	6	1.0	0	0	2	9	0/0			0
2016 (Min).....16/16	41	20	61	8.0	0	1	10	68	2/3			0
2017 (Min).....15/15	36	11	47	13.0	0	1	16	71	3/0			0
Playoffs.....2/2	4	0	4	1.0	0	1	1	5	1/0			0
Total.....121/63	203	113	316	61.0	1 (29t)	14	87	354	8/6			35
Playoffs.....4/3	11	3	14	3.0	0	1	4	16	1/0			0

2013 Finished with 5.5 sacks, including 2.5 in the final 2 games of the season...Recorded the game-winning strip-sack against Pittsburgh in the NFL International Series in London (9/29), the 1st FF of his career...Tipped a Jay Cutler pass at Chicago (9/15) that led to a Kevin Williams interception in the end zone for a touchback...Recorded sacks in back-to-back games twice during the season...Had a career-best 6 tackles and tied a career high with 3.0 TFL at Cincinnati (12/22).

2012 Came on strong late in season, posting 5.0 sacks, 1 INT, 1 TD and 16 QB hurries in the final 7 games...Had a sack in his playoff debut at Green Bay (1/5/13) in NFC Wild Card game...Posted career-best 3.0 sacks vs. Green Bay (12/30) in regular-season finale win over Packers that gave the Vikings a playoff berth...Started 1st career game at Houston (12/23)...Scored 1st career TD on 1st career INT at St. Louis (12/16/12), taking back a Sam Bradford pass 29 yards for a TD...His 29-yard INT return TD ranks as the 4th-longest in Vikings history by a defensive lineman...Posted a 22-yard sack against Andrew Luck at Indianapolis (9/16), the 3rd-longest sack in team history.

2011 Played in all 16 games, notching 4.0 sacks (4th on team)...Ranked 2nd on team with 18 special teams tackles...Posted 1st career sack vs. Tampa Bay (9/18) when he caught Josh Freeman...Notched career-best 3 special teams tackles at Kansas City (10/2) and vs. Green Bay (10/23)...Versatile special teamer that played as a gunner on punt coverage at times as well as serving as a regular on return units...Contributed to the Vikings 50.0 sacks on the season, tied for 1st in the NFL...Helped Vikings special teams unit set a then-team record with 26.9 kickoff return average for the season and tied for 1st in the NFL with 4 kickoff returns of 50+ yards.

2010 Played in final 11 games after being inactive for the opening 5 contests...Notched career-high 5 tackles vs. Green Bay (11/21)...Had 5 QB hurries in a 5-game span with a season-high 2 vs. Buffalo (12/5)...Posted 8 special teams tackles, notching season-high 2 at Chicago (11/14) and at Detroit (12/21).

COLLEGE Helped USC win or tie for Pac-10 titles in 2007 and 2008...Trojans won Rose Bowl as a freshman and sophomore, topping Illinois as a freshman and Penn State as a sophomore...USC won Emerald Bowl over Boston College as a junior...Earned 2nd-Team All-Pac 10 honors as a junior...Burst onto the scene as a true freshman, starting 2 games...Started 2007 opener vs. Idaho as a true freshman, becoming the 1st USC true freshman to start an opener since Tim Ryan in 1986...Notched career-high 3.5 sacks vs. Oregon State as a true freshman.

PREP Attended Agua Fria High in Avondale, AZ...Named Super Prep and Scout.com Player of the Year in Arizona...Consensus All-American...Gatorade Circle of Champions Player of the Year for Arizona...Had 16.0 sacks on defense and ran for 1,251 yards and 20 TDs on offense as a senior...Earned 1st-Team All-Region honors in basketball...Competed as a shot putter...Played AAU hoops.

GRIFFEN'S CAREER GAME-BY-GAME (*starts)

2010.....	U	A	T	TFL	SK	QH	FF	FR	INT	PD
at NO - 9/9.....	INACTIVE									
vs MIA - 9/19.....	INACTIVE									
vs DET - 9/26.....	INACTIVE									
at NYJ - 10/11.....	INACTIVE									
vs DAL - 10/17.....	INACTIVE									
at GB - 10/24.....	0	0	0	0	0.0	0	0	0	0	0
at NE - 10/31.....	0	0	0	0	0.0	0	0	0	0	0
vs ARI - 11/7.....	1	0	1	0	0.0	1	0	0	0	0
at CHI - 11/14.....	0	0	0	0	0.0	1	0	0	0	0
vs GB - 11/21.....	3	2	5	0	0.0	1	0	0	0	0
at WAS - 11/28.....	1	0	1	0	0.0	0	0	0	0	0
vs BUF - 12/5.....	0	0	0	0	0.0	2	0	0	0	0
vs NYG - 12/13.....	0	0	0	0	0.0	0	0	0	0	0
vs CHI - 12/20.....	0	0	0	0	0.0	0	0	0	0	0
at PHI - 12/26.....	0	0	0	0	0.0	0	0	0	0	0
at DET - 1/2.....	0	0	0	0	0.0	0	0	0	0	0
2010...GP/GS: 11/0.....	5	2	7	0	0.0	5	0	0	0	0

2011.....	U	A	T	TFL	SK	QH	FF	FR	INT	PD
at SD - 9/11.....	0	0	0	0	0.0	0	0	0	0	0
vs TB - 9/18.....	1	0	1	1	1.0	0	0	0	0	0
vs DET - 9/25.....	1	0	1	0	0.0	2	0	0	0	0
at KC - 10/2.....	1	0	1	1	1.0	1	0	0	0	0
vs ARI - 10/9.....	0	1	1	0	0.0	0	0	0	0	1
at CHI - 10/16.....	0	0	0	0	0.0	1	0	0	0	0
vs GB - 10/23.....	2	0	2	1	1.0	2	0	0	0	0
at CAR - 10/30.....	0	0	0	0	0.0	1	0	0	0	0
at GB - 11/14.....	0	1	1	0	0.0	0	0	0	0	0
vs OAK - 11/20.....	2	1	3	0	0.0	1	0	0	0	0
at ATL - 11/27.....	1	0	1	1	1.0	0	0	0	0	0
vs DEN - 12/4.....	1	0	1	0	0.0	0	0	0	0	0
at DET - 12/11.....	2	0	2	0	0.0	0	0	0	0	0
vs NO - 12/18.....	1	0	1	0	0.0	0	0	1	0	1
at WAS - 12/24.....	0	0	0	0	0.0	0	0	0	0	0
vs CHI - 1/1.....	0	0	0	0	0.0	0	0	0	0	0
2011...GP/GS: 16/0.....	12	3	15	4	4.0	8	0	1	0	2

2014.....	U	A	T	TFL	SK	QH	FF	FR	INT	PD
at STL - 9/7*.....	3	0	3	2	2.0	4	0	0	0	0
vs. NE - 9/14*.....	1	1	2	0	0.0	0	0	0	0	0
at NO - 9/21*.....	3	2	5	0	0.0	2	0	0	0	0
vs. ATL - 9/28*.....	2	2	4	0	0.0	3	0	0	0	0
at GB - 10/2*.....	1	2	3	1	1.0	0	0	0	0	0
vs. DET - 10/12*....	3	3	6	1	1.0	6	0	0	0	0
at BUF - 10/19*....	7	1	8	3	3.0	3	1	0	0	0
at TB - 10/26*.....	6	1	7	2	1.0	8	0	0	0	0
vs. WAS - 11/2*....	3	1	4	4	1.0	8	0	0	0	0
at CHI - 11/16*....	2	2	4	1	0.0	3	0	0	0	1
vs. GB - 11/23*....	2	3	5	2	0.0	1	0	0	0	0
vs. CAR - 11/30*....	3	2	5	2	2.0	6	0	0	0	0
vs. NYJ - 12/7*.....	3	3	6	2	1.0	7	0	0	0	1
at DET - 12/14*....	1	4	5	0	0.0	4	0	0	0	0
at MIA - 12/21*....	1	0	1	0	0.0	6	0	0	0	0
vs. CHI - 12/28*....	5	2	7	1	0.0	9	0	0	0	0
2014...GP/GS: 16/16.....	46	29	75	21	12.0	70	1	0	0	2

2012.....	U	A	T	TFL	SK	QH	FF	FR	INT	PD
vs JAC - 9/9.....	0	0	0	0	0.0	2	0	0	0	0
at IND - 9/16.....	1	1	2	1	1.0	1	0	0	0	0
vs SF - 9/23.....	0	3	3	0	0.0	0	0	1	0	0
at DET - 9/30.....	1	2	3	3	2.0	3	0	0	0	0
vs TEN - 10/7.....	0	0	0	0	0.0	2	0	0	0	0
at WAS - 10/14.....	1	1	2	0	0.0	0	0	0	0	0
vs ARZ - 10/21.....	1	2	3	0	0.0	1	0	0	0	0
vs TB - 10/25.....	0	1	1	0	0.0	1	0	0	0	0
at SEA - 11/4.....	1	1	2	0	0.0	1	0	0	0	0
vs DET - 11/11.....	3	0	3	1	1.0	2	0	0	0	0
at CHI - 11/25.....	0	1	1	0	0.0	1	0	0	0	0
at GB - 12/2.....	4	1	5	0	0.0	1	0	0	0	0
vs CHI - 12/9.....	3	0	3	1	1.0	1	0	0	0	0
at STL - 12/16.....	2	1	3	0	0.0	3	0	0	1	1
at HOU - 12/23*....	1	1	2	1	0.0	7	0	1	0	1
vs GB - 12/30.....	3	0	3	3	3.0	1	0	0	0	1
2012...GP/GS: 16/1.....	21	15	36	10	8.0	27	0	2	1	3

2012 PLAYOFFS

at GB - 1/5/13.....	3	1	4	1	1.0	1	0	0	0	0
---------------------	---	---	---	---	-----	---	---	---	---	---

2013.....	U	A	T	TFL	SK	QH	FF	FR	INT	PD
at DET - 9/8.....	0	0	0	0	0.0	1	0	0	0	0
at CHI - 9/15.....	1	3	4	0	0.0	0	0	0	0	1
vs. CLE - 9/22.....	1	1	2	0	0.0	2	0	0	0	0
vs. PIT - 9/29.....	2	0	2	2	1.0	2	1	0	0	0
vs. CAR - 10/13.....	1	0	1	1	0.0	1	0	0	0	0
at NYG - 10/21.....	2	0	2	0	0.0	1	0	0	0	0
vs. GB - 10/27.....	0	0	0	0	0.0	2	0	0	0	0
at DAL - 11/3.....	1	0	1	1	1.0	0	0	0	0	0
vs. WAS - 11/7.....	1	0	1	1	1.0	3	0	0	0	0
at SEA - 11/17.....	0	1	1	0	0.0	0	0	0	0	0
at GB - 11/24.....	0	2	2	0	0.0	0	0	0	0	0
vs. CHI - 12/1.....	1	1	2	0	0.0	2	0	0	0	0
at BAL - 12/8.....	3	2	5	0	0.0	6	0	0	0	0
vs. PHI - 12/15.....	0	0	0	0	0.0	3	0	0	0	0
at CIN - 12/22.....	5	1	6	3	1.5	2	0	0	0	0
vs. DET - 12/29.....	1	0	1	1	1.0	2	0	0	0	0
2013...GP/GS: 16/0.....	19	11	30	9	5.5	27	1	0	0	1

2015.....	U	A	T	TFL	SK	QH	FF	FR	INT	PD
at SF - 9/14 *.....	3	2	5	0	0.5	1	0	0	0	0
vs. DET - 9/20 *....	1	2	3	1	1.0	5	0	0	0	0
vs. SD - 9/27 *....	2	2	4	3	1.5	10	0	0	0	1
at DEN - 10/4 *....	3	0	3	0	0.0	2	0	0	0	0
vs. KC - 10/18.....	INACTIVE									
at DET - 10/25 *....	1	1	2	2	1.5	6	0	0	0	0
at CHI - 11/1 *.....	1	2	3	1	0.0	4	0	0	0	0
vs. STL - 11/8 *....	2	1	3	1	0.0	5	0	0	0	0
at OAK - 11/15 *....	1	4	5	1	1.0	5	0	0	0	1
vs. GB - 11/22 *....	1	3	4	2	1.0	4	0	0	0	1
at ATL - 11/29 *....	1	1	2	1	1.0	5	0	0	0	0
vs. SEA - 12/6 *....	2	0	2	0	0.0	0	0	0	0	0
at AZ - 12/10 *....	1	1	2	1	1.0	9	0	0	0	0
vs. CHI - 12/20 *....	1	0	1	0	0.0	5	0	0	0	0
vs. NYG - 12/27 *..	2	2	4	1	0.0	6	0	0	0	1
at GB - 1/3/16 *....	5	1	6	3	2.0	9	1	0	0	0
2015..GP/GS: 15/15.....	27	22	49	17	10.5	76	1	0	0	4

2015 PLAYOFFS

vs. SEA - 1/10/16 *..	4	2	6	2	1.0	9	0	0	0	0
-----------------------	---	---	---	---	-----	---	---	---	---	---

GAME	QB	SACKS
vs. Tampa Bay, 9/18/11	Josh Freeman	1.0
@ Kansas City, 10/2/11	Matt Cassel	1.0
vs. Green Bay, 10/13/11	Aaron Rodgers	1.0
@ Atlanta, 11/27/11	Matt Ryan	1.0
@ Indianapolis, 9/16/12	Andrew Luck	1.0
@ Detroit, 9/30/12	Matthew Stafford	2.0
vs. Detroit, 11/11/12	Matthew Stafford	1.0
vs. Chicago, 12/9/12	Jay Cutler	1.0
vs. Green Bay, 12/30/12	Aaron Rodgers	3.0
@ Green Bay, 1/5/13*	Aaron Rodgers	1.0
vs. Pittsburgh, 9/29/13	Ben Roethlisberger	1.0
@ Dallas, 11/3/13	Tony Romo	1.0
vs. Washington, 11/7/13	Robert Griffin III	1.0
@ Cincinnati, 12/22/13	Andy Dalton	1.5
vs. Detroit, 12/29/13	Matthew Stafford	1.0
@ St. Louis, 9/7/14	Austin Davis	2.0
@ Green Bay, 10/12/14	Aaron Rodgers	1.0
vs. Detroit, 10/12/14	Matthew Stafford	1.0
@ Buffalo, 10/19/14	Kyle Orton	3.0
@ Tampa Bay, 10/26/14	Mike Glennon	1.0
vs. Washington, 11/2/14	Robert Griffin III	1.0
vs. Carolina, 11/30/14	Cam Newton	2.0
vs. NY Jets, 12/7/14	Geno Smith	1.0
@ San Francisco, 9/14/15	Colin Kaepernick	0.5
vs. Detroit, 9/20/15	Matthew Stafford	1.0
vs. San Diego, 9/27/15	Philip Rivers	1.5
at Detroit, 10/25/15	Matthew Stafford	1.5
at Oakland, 11/15/15	Derek Carr	1.0
vs. Green Bay, 11/22/15	Aaron Rodgers	1.0
at Atlanta, 11/29/15	Matt Ryan	1.0
at Arizona, 12/10/15	Carson Palmer	1.0
at Green Bay, 1/3/16	Aaron Rodgers	2.0
vs. Seattle, 1/10/16*	Russell Wilson	1.0
vs. Green Bay, 9/18/16	Aaron Rodgers	1.0

at Carolina, 9/25/16.....	Carn Newton.....	3.0
at Chicago, 10/31/16.....	Jay Cutler.....	1.0
vs. Detroit, 11/6/16.....	Matthew Stafford.....	1.0
at Jacksonville, 12/11/16.....	Blake Bortles.....	2.0
vs. New Orleans, 9/11/17.....	Drew Brees.....	1.0
at Pittsburgh, 9/17/17.....	Ben Roethlisberger.....	2.0
vs. Tampa Bay, 9/24/17.....	Jameis Winston.....	1.0
vs. Detroit, 10/1/17.....	Matthew Stafford.....	1.0
at Chicago, 10/9/17.....	Mitchell Trubisky.....	1.0
vs. Green Bay, 10/15/17.....	Brett Hundley.....	1.0
vs. Baltimore, 10/22/17.....	Joe Flacco.....	2.0
vs. Cleveland (UK), 10/29/17.....	DeShone Kizer.....	1.0
at Detroit, 11/23/17.....	Matthew Stafford.....	2.0
at Carolina, 12/10/17.....	Carn Newton.....	1.0
vs. New Orleans, 1/14/18*.....	Drew Brees.....	1.0
Total.....		62.0

GAME	QB	INT
@ St. Louis, 12/16/12	Sam Bradford.....	1 (29t)
Total		1 (29t)

GAME	PLAY
@ St. Louis, 12/16/12	29 INT Return
vs. Carolina, 11/30/14	43 BP Return
vs. Chicago, 1/1/17	20 FR Return
Total	3 (1 INT, 1 BP, 1 FR)

GAME	SACKS
vs. Green Bay, 12/30/12	Aaron Rodgers 3.0
@ Buffalo, 10/19/14	Kyle Orton 3.0
at Carolina, 9/25/16.....	Cam Newton 3.0

Tackles.....10vs. Dallas, 12/1/16
Solo Tackles.....8vs. Dallas, 12/1/16
Sacks.....3.03x, last at Carolina, 9/25/16
Interception.....1at St. Louis, 12/16/12
Long INT Return.....29tat St. Louis, 12/16/12
Fumble Recovery.....15x, last vs. Dallas, 12/1/16
Forced Fumble.....17x, last vs. New Orleans, 1/14/18*
QB Hurries.....112x, last vs. Detroit, 10/1/17
Pass Breakup.....114x, last vs. Chicago, 12/31/17
Special Teams Tackles.....32x, last vs. Green Bay, 10/23/11



30

C.J. HAM

POSITION: Fullback
HEIGHT/WEIGHT: 5-11/235
DOB: 7-22-93
HOMETOWN: Duluth, MN

COLLEGE: Augustana (SD)
ACQUIRED: UDFA 2016
NFL SEASON: 2
VIKINGS SEASON: 2

2017 GP/GS
16/1

Career GP/GS
16/1

Playoffs GP/GS
2/0

• Played at Division II Augustana College in Sioux Falls, SD, helping the Vikings advance to the NCAA playoffs, and led the Northern Sun Conference in rushing yards and TDs.

• Notched career-high 1,097 rushing yards as a senior and 16 TDs, matching the school record in rushing TDs, and becoming only 4th Augustana RB to top the 1,000-yard plateau.

OFF THE FIELD Earned degree in physical education and health in spring 2016...Aspires to a career in mentoring youth and working with non-profit organizations...Grandfather was a Golden Gloves boxer and a Navy veteran...Brother serves in the U.S. Army...Married to Stephanie and the couple has a daughter, Skylar.

PRO Signed to the Vikings active roster on 12/23/16 and dressed for his 1st game at Green Bay (12/24/16)...Signed to Minnesota's practice squad on 9/4/16 after being released by the team on 9/3/16...Joined Vikings on May 10, 2016, following Vikings rookie camp, signing with the team as a free agent after competing in the rookie camp on a tryout basis...Joins fellow Minnesota high school products Tom Compton (Rosemount), Adam Thielen (Detroit Lakes) Marcus Sherels (Rochester John Marshall), Jake Wieneke (Maple Grove) and Brandon Zylstra (Spicer).

2017 Appeared in all 16 games as the only FB on roster...Totaled 81 yards from scrimmage on 14 touches (7 receptions, 7 rushes) on the season...Played on offense and special teams at Philadelphia (1/21/18)...Appeared in his 1st career playoff game, vs. New Orleans (1/14/18) in the Divisional Round, recording a career-long rush of 7 yards as the Vikings clinched a berth in the NFC title game for the first time since 2009...Hauled in 1 pass for 6 yards vs. Chicago (12/31)...Made 1st career start vs. Cincinnati (12/17) and made a 5T tackle as the Vikings clinched the NFC North title...Tied career-long with a 12-yard reception and added a key 1-yard rush on 3rd down as well as corralling 2 special teams tackles at Atlanta (12/3)...Posted a special teams tackle at Detroit (11/23) on Thanksgiving Day...Set new career-highs with 3 carries for 8 yards vs. Los Angeles (11/19)...Had 1 carry for 3 yards, converting a key 3rd down late in the Vikings win at Washington (11/12)...Contributed on offense and special

teams vs. Cleveland (10/29) at Twickenham Stadium in London, England as a part of the NFL's International Series...Hauled in a 12-yard pass vs. Baltimore (10/22) tying a career long and added a career best 3 special teams tackles...Contributed on offense with his 1st NFL reception (12 yards) and added a special teams tackle vs. Tampa Bay (9/24)...Earned his 1st career NFL carry and ran it into the endzone from a yard out for his 1st career NFL TD at Pittsburgh (9/17/17)...Saw his 1st career NFL action vs. New Orleans (9/11), appearing on 9 plays on offense and 18 on special teams.

2016 Inactive vs. Chicago (1/1/17)...Elevated to the Vikings 53-man roster on 12/23 and was active, but did not play, at Green Bay (12/24)...Joined the Vikings practice squad on 9/4.

COLLEGE Played at Division II Augustana College in Sioux Falls, SD, helping the Vikings advance to the NCAA playoffs, and led the Northern Sun Conference in rushing yards and TDs...Notched career-high 1,097 rushing yards as a senior and 16 TDs, matching the school record for rushing TDs, and becoming only 4th Augustana RB to top the 1,000-yard plateau...Started all 12 games as a senior and had career-high 160 yards on the ground against Southwest Minnesota State...Ran for 2,662 yards in his career and 29 rushing TDs along with 96 catches for 949 yards and 6 TDs in 43 career games...Played in NSIC along with fellow Viking WR Adam Thielen.

PREP Twice named all-conference and rushed for more than 1,800 yards combined as a junior and senior at Duluth Denfeld H.S.

HAM'S NFL TOTALS

Year	GP/GS	RECEIVING					RUSHING				
		No.	Yds.	Avg.	Lg	TD	No.	Yds.	Avg.	Lg	TD
2016 (Min)	0/0	0	0	0.0	0	0	0	0	0.0	0	0
2017 (Min)	16/1	7	68	9.7	12	0	7	13	1.9	3	1
Playoffs	2/0	0	0	0.0	0	0	1	7	7.0	7	0
Total	16/1	7	68	9.7	12	0	7	13	1.9	3	1
Playoffs	2/0	0	0	0.0	0	0	1	7	7.0	7	0

HAM'S SINGLE-GAME CAREER HIGHS (* - playoffs)

Rush3..... vs. Los Angeles, 11/19/17
 Rushing Yards..... 8..... vs. Los Angeles, 11/19/17
 Rushing Long7..... vs. New Orleans, 1/14/18*
 Rushing TDs 1..... at Pittsburgh, 9/17/17
 Reception 1..... 7x, last vs. Chicago, 12/31/17
 Reception Long 12..... 3x, last at Atlanta, 12/3/17
 Special Teams Tackles 3..... vs. Baltimore, 10/22/17

RUSHING

2017	MINNESOTA	Att.	Yards	Avg.	Long	TD
9/11New Orleans0	0	0.0	0	0
9/17@ Pittsburgh1	1	1.0	1	1
9/24Tampa Bay0	0	0.0	0	0
10/1Detroit0	0	0.0	0	0
10/9@ Chicago1	0	0.0	0	0
10/15Green Bay0	0	0.0	0	0
10/22Baltimore0	0	0.0	0	0
10/29@ Cleveland0	0	0.0	0	0
11/12@ Washington1	3	3.0	3	0
11/19LA Rams3	8	2.7	3	0
11/23@ Detroit0	0	0.0	0	0
12/3@ Atlanta1	1	1.0	1	0
12/10@ Carolina0	0	0.0	0	0
12/17Cincinnati*0	0	0.0	0	0
12/23@ Green Bay0	0	0.0	0	0
12/31Chicago0	0	0.0	0	0
2017GP/GS: 16/17	13	2.0	3	0
2017 Playoffs						
1/14/18New Orleans1	7	7.0	7	0
1/21/18Philadelphia0	0	0.0	0	0

R U D-2?

The Vikings have 3 players who have been fighting an uphill battle after playing collegiately at smaller Division II or DIII institutions. Adam Thielen is the Vikings leader among the small-school players with 63 career games and 29 starts. FB C.J. Ham out started as a rookie minicamp college tryout in 2016 and WR Brandon Zylstra is entering his 1st season in the NFL after joining the Vikings after 2 years in the CFL. Zylstra had Vikings connections before joining the team in 2018. He was teammates at Augustana College in Sioux Falls, SD for 2 seasons with Vikings FB C.J. Ham before he transferred to Division III Concordia College in Moorhead, MN, a member of the Minnesota Intercollegiate Athletic Conference.

DIVISION II AND DIVISION III VIKINGS

PLAYER, SCHOOL	CAREER GP/GS
Adam Thielen, Minnesota State, Mankato63/29
C.J. Ham, RB, Augustana16/1
Brandon Zylstra, Concordia (MN) III; Augustana II0/0

41

ANTHONY HARRIS

POSITION: Safety
HEIGHT/WEIGHT: 6-1/202
DOB: 10-9-91
HOMETOWN: Chesterfield, VA

COLLEGE: Virginia
ACQUIRED: UDFA 2015
NFL SEASON: 4
VIKINGS SEASON: 4



- | | | |
|---------------------------|-----------------------------|------------------------------|
| 2017 GP/GS
16/3 | Career GP/GS
36/8 | Playoffs GP/GS
3/1 |
|---------------------------|-----------------------------|------------------------------|
- Started 3 games each of the past two seasons and totaled career bests in tackles (39), solo stops (29) and special teams tackles (9) in 2016.
 - Joined 5 other Vikings rookie classmates to set a team record with 6 rookies starting a game at Arizona (12/10/15).

OFF THE FIELD Earned degree in sociology in December 2014...Visited his alma mater Floyd C. Bird HS to speak to students about success and making good choices during the 2017 offseason...Supports and mentors AAU girls basketball team, Team Loaded, in Richmond, VA...Owns a Cryotherapy business, CryoRVA, in the Richmond, Virginia area...His grandfather is a Army veteran.

PRO Started 3 games and appeared in all 16 contributing on special teams and the NFL's top-ranked defense...Registered career highs with 39 tackles, 29 solo stops, 9 special teams tackles and his 1st-career FR in 16 games (3 starts) in 2016...Set a career high with 16 tackles in his 4th career start vs. Indianapolis (12/18/16)...Moved from Vikings practice squad to the 53-man roster for the game at Arizona (12/10/15) on *Thursday Night Football* and started the contest...Only Vikings rookie free agent in 2015 to start a game...Spent opening 12 games of the season on Vikings practice squad...Originally joined Vikings as a rookie free agent.

2017 Tied his career high with 3 starts while appearing in all 16 games...Had 16 tackles, 1 PD 1 FF, 2 FRs and 8 special teams tackles on the season...Totaled 6 tackles (5 solo) and a ST tackle at Philadelphia (1/21/18)...Made 4 tackles (2 solo) filling in for injured Andrew Sendejo in the Vikings Divisional Round playoff win vs. New Orleans (1/14)...Saw action on defense and special teams, totaling 1 assisted tackle vs. Cincinnati (12/17) to help the club clinch the NFC North title...Appeared on special teams at Detroit (11/23) on Thanksgiving Day...Started his 3rd game of the season and led the team with 7 tackles (6 solo) and added a game-changing forced fumble which he recovered

for his 2nd FR of the season vs. Los Angeles Rams (11/19)...Made his 2nd start of the season and compiled 6 tackles (4 solo) and the 2nd FR of his career vs. Cleveland (10/29) at Twickenham Stadium in London, England as a part of the NFL's International Series...Started in place of injured S Andrew Sendejo vs. Green Bay (10/15), totaling 2 solo tackles and a special teams tackle...Appeared on special teams vs. Detroit (10/1), vs. Tampa Bay (9/24), at Pittsburgh (9/17) and in the season opener vs. New Orleans (9/11).

2016 Started a career-high 3 games, competing in all 16 contests, and posted 39 tackles (29 solo), 1 PD and 1 FR for the NFL's 3rd-ranked defense (314.9 ypg)...Started and recorded 11 tackles (6 solo) and his 1st-career FR vs. Chicago (1/1/17)...Tallied 1 special teams stop at Green Bay (12/24)...Registered a team- and career-high 16 tackles (13 solo) and 1 PD in his 4th career start vs. Indianapolis (12/18)...Totaled 7 solo stops in his 3rd career start at Jacksonville (12/11)...Competed on special teams and from scrimmage vs. Dallas (12/1)...Notched 1 special teams stop at Detroit (11/24)...Saw action on special teams vs. Arizona (11/20)...Notched a special teams tackle at Washington (11/13)...Tallied 1 solo stop vs. Detroit (11/6)...Saw extended action on defense in the absence of starter Andrew Sendejo and recorded a season-high 4 tackles (2 solo) at Chicago (10/31).

2015 Started 2 games and played in the final 4 of the regular season and the playoff game vs. Seattle (1/10/16)...Moved from practice squad to 53-man roster due to injuries in defensive backfield and started the 1st game he played in, at Arizona (12/10), matching a Vikings team record with 6 rookies starting in the game (T.T. Clemmings, WR Stefan Diggs, CB Trae Wayne, LB Eric Kendrick, LB Edmond Robinson, S Anthony Harris)...Notched career-high 10 tackles in Arizona game...Started again vs. Chicago (12/20) in place of injured Harrison Smith...Joined only QB Taylor Heinicke as Vikings rookie free agents to make the 53-man roster during the season...Competed during training camp and preseason for roster spot but was released in final roster cuts on 9/5, signed to practice squad on 9/6.

COLLEGE Started 35 of his 49 career games played at Virginia...Ended career ranked 10th in school history with 11 INTs...Named 1st-Team All-ACC as a junior and earned 2nd-Team Walter Camp All-America honors when he had career-high 8 INTs...His 8 picks were most by a Cavalier since Ronde Barber in 1994...Set school record as a junior with an INT in 5 straight games...As a senior, earned 3rd-Team All-ACC when he posted career-high 108 tackles and started all 12 games... Ended college career with 289 tackles, 2.0 sacks, 11 INTs, 2 FFs .

HARRIS' NFL TOTALS

Year.....GP/GS	Tackles			Sacks	INTs	PD	TFL	QBH	FF/FR	Special Teams
	Solo	Asst.	Total							
2015 (Min).....4/2	11	7	18	0.0	0	2	0	0	0/0	0
Playoffs.....1/0	0	0	0	0.0	0	0	0	0	0/0	0
2016 (Min).....16/3	29	10	39	0.0	0	1	0	0	0/1	9
2017 (Min).....16/3	12	4	16	0.0	0	1	0	0	1/2	8
Playoffs.....2/1	7	3	10	0.0	0	0	0	0	0	3
Total.....36/8	52	21	73	0.0	0	4	0	0	1/3	17
Playoffs.....3/1	7	3	10	0.0	0	0	0	0	0/0	3

HARRIS' CAREER GAME-BY-GAME (*starts)

2015.....U	A	T	TFL	SK	QH	FF	FR	INT	PD
at SF - 9/14.....PRACTICE SQUAD									
vs. DET - 9/20.....PRACTICE SQUAD									
vs. SD - 9/27.....PRACTICE SQUAD									
at DEN - 10/4.....PRACTICE SQUAD									
vs. KC - 10/18.....PRACTICE SQUAD									
at DET - 10/25.....PRACTICE SQUAD									
at CHI - 11/1.....PRACTICE SQUAD									
vs. STL - 11/8.....PRACTICE SQUAD									
at OAK - 11/15.....PRACTICE SQUAD									
vs. GB - 11/22.....PRACTICE SQUAD									
at ATL - 11/29.....PRACTICE SQUAD									
vs. SEA - 12/6.....PRACTICE SQUAD									
at AZ - 12/10 *.....6	4	10	0	0.0	0	0	0	0	1
vs. CHI - 12/20 *.....4	1	5	0	0.0	0	0	0	0	1
vs. NYG - 12/27.....1	2	3	0	0.0	0	0	0	0	0
at GB - 1/3/16.....0	0	0	0	0.0	0	0	0	0	0
2015....GP/GS: 4/2.....11	7	18	0	0.0	0	0	0	0	2

PLAYOFFS

vs. SEA - 1/10/16.....0	0	0	0	0.0	0	0	0	0	0
2016.....U	A	T	TFL	SK	QH	FF	FR	INT	PD
at TN - 9/11.....0	0	0	0	0.0	0	0	0	0	0
vs. GB - 9/18.....0	0	0	0	0.0	0	0	0	0	0
at CAR - 9/25.....0	0	0	0	0.0	0	0	0	0	0
vs. NYG - 10/3.....0	0	0	0	0.0	0	0	0	0	0
vs. HOU - 10/9.....0	0	0	0	0.0	0	0	0	0	0
at PHI - 10/23.....0	0	0	0	0.0	0	0	0	0	0
at CHI - 10/31.....2	2	4	0	0.0	0	0	0	0	0
vs. DET - 11/6.....1	0	1	0	0.0	0	0	0	0	0
at WAS - 11/13.....0	0	0	0	0.0	0	0	0	0	0
vs. ARI - 11/20.....0	0	0	0	0.0	0	0	0	0	0
at DET - 11/24.....0	0	0	0	0.0	0	0	0	0	0
vs. DAL - 12/1.....0	0	0	0	0.0	0	0	0	0	0
at JAX - 12/11*.....7	0	7	0	0.0	0	0	0	0	0
vs. IND - 12/18*.....13	3	16	0	0.0	0	0	0	0	1
at GB - 12/24.....0	0	0	0	0.0	0	0	0	0	0
vs. CHI - 1/1/17*.....6	5	11	0	0.0	0	0	1	0	0
2016....GP/GS: 16/3.....29	10	39	0	0.0	0	0	1	0	1

PREP Standout at QB, WR and DB at Lloyd C. Bird High in Chesterfield, VA...Earned All-State honors as a junior and senior at DB...Notched more than 1,000 passing yards and 800 rushing yards as a junior QB...Starter on the basketball team.

SINGLE-GAME CAREER HIGHS

Tackles.....16.....	vs. Indianapolis, 12/18/16
Solo Tackles.....13.....	vs. Indianapolis, 12/18/16
Pass Defensed.....1.....	4x, last vs. LA Rams, 11/19/17
Fumble Recovery.....1.....	3x, last vs. LA Rams, 11/19/17
Forced Fumble.....1.....	vs. LA Rams, 11/19/17
Special Teams Tackles.....2.....	2x, last vs. Chicago, 12/31/17

2017.....U	A	T	TFL	SK	QH	FF	FR	INT	PD
vs. NO - 9/11.....0	0	0	0	0.0	0	0	0	0	0
at PIT - 9/17.....0	0	0	0	0.0	0	0	0	0	0
vs. TB - 9/24.....0	0	0	0	0.0	0	0	0	0	0
vs. DET - 10/1.....0	0	0	0	0.0	0	0	0	0	0
at CHI - 10/9.....0	0	0	0	0.0	0	0	0	0	0
vs. GB - 10/15*.....2	0	2	0	0.0	0	0	0	0	0
vs. BAL - 10/22.....0	0	0	0	0.0	0	0	0	0	0
at CLE - 10/29*.....4	2	6	0	0.0	0	0	1	0	0
at WAS - 11/12.....0	0	0	0	0.0	0	0	0	0	0
vs. LAR - 11/19*.....6	1	7	0	0.0	0	1	1	0	1
at DET - 11/23.....0	0	0	0	0.0	0	0	0	0	0
at ATL - 12/3.....0	0	0	0	0.0	0	0	0	0	0
at CAR - 12/10.....0	0	0	0	0.0	0	0	0	0	0
vs. CIN - 12/17.....0	1	1	0	0.0	0	0	0	0	0
at GB - 12/23.....0	0	0	0	0.0	0	0	0	0	0
vs. CHI - 12/31.....0	0	0	0	0.0	0	0	0	0	0
2017....GP/GS: 16/3.....12	4	16	0	0.0	0	1	2	0	1

2017 PLAYOFFS

vs. NO - 1/14/18*.....2	2	4	0	0.0	0	0	0	0	0
at PHI - 1/21/18.....5	1	6	0	0.0	0	0	0	0	0
2017....GP/GS: 2/1.....7	3	10	0	0.0	0	0	0	0	0



69

RASHOD HILL

POSITION: Tackle
HEIGHT/WEIGHT: 6-6/313
DOB: 1-12-92
HOMETOWN: Jacksonville, FL

COLLEGE: Southern Mississippi
ACQUIRED: PS 2016
NFL SEASON: 3
VIKINGS SEASON: 3

2017 GP/GS
11/7

Career GP/GS
12/7

Playoffs GP/GS
2/2

- Started a career-high 7 games in 2017.
- 4-year letterman and 3-year starter at Southern Miss, where he received 2015 2nd-Team All-Conference USA honors.

OFF THE FIELD Majored in criminal justice at Southern Miss...Full name is Rashod Demontary Hill.

PRO Played in a career high games (11) and started a career-high games (7) in 2017...Started both playoff contests in which he's appeared at RT vs. New Orleans (1/14/18) and at Philadelphia (1/21/18)...Made his NFL debut, subbing at LT, vs. Chicago (1/1/17)...Joined the Vikings 53-man roster from Jacksonville's practice squad on 11/15/16...Dressed but did not see the field vs. Baltimore (9/25/16) after being activated from the Jaguars practice squad on 9/24/16...Joined his hometown team as a rookie free agent on 5/2/16.

2017 Started 7 games - 6 at RT and 1 at LT - while appearing in 11 games...Started at RT at Philadelphia (1/21/18)...Started at RT in his first career playoff game, vs. New Orleans (1/14/18) in the Divisional Round as the Vikings clinched a berth in the NFC title game for the first time since 2009 with a walk-off victory...Started at RT vs. Chicago (12/31)...Played on offense and ST at Green Bay (12/23)...Started at LT vs. Cincinnati (12/17) a week after making a start at RT, and helped the team clinch the NFC North title...Started at RT and finished the game at LT due to injuries at Carolina (12/10)...Started his 4th consecutive game in relief of Mike Remmers at RT at Atlanta (12/3)...Started at RT at Detroit (11/23) on Thanksgiving Day...Started his 2nd career game at RT vs. Los Angeles Rams (11/19)...Made his 1st career start, starting at RT for injured Mike Remmers at Washington (11/12) and did not allow a sack...Subbed in for injured Mike Remmers vs. Cleveland (10/29) at Twickenham Stadium in London, England as a part of the NFL's International Series...Subbed in at LT for an injured Riley Reiff vs. Baltimore (10/22)...

Active but did not play vs. Green Bay (10/15)...Inactive due to a knee injury at Chicago (10/9) and vs. Detroit (10/1)...Contributed on special teams vs. Tampa Bay (9/24)...Active but did not play at Pittsburgh (9/17) and vs. New Orleans (9/11).

2016 Subbed and saw extended action at LT in his NFL debut vs. Chicago (1/1/17)...Active but did not play at Green Bay (12/24) and vs. Indianapolis (12/18)...Inactive at Jacksonville (12/11), vs. Dallas (12/1), at Detroit (11/24) and vs. Arizona (11/20)...Signed to Minnesota's active roster from the Jaguars practice squad on 11/15...Was active but did not play vs. Baltimore (9/25) after being elevated to the Jaguars 53-man roster from the practice squad on 9/24...Originally signed with Jacksonville as a rookie free agent on 5/2.

COLLEGE 4-year letterman and 3-year starter at LT for the Golden Eagles...Helped lead the nation's 12th-ranked offense, averaging 509.5 yards per game (329.7 passing yards), as a senior in 2015...Earned 2015 2nd-Team All-Conference USA recognition...Started all 12 games for an offense that gained 3,231 passing yards and 1,149 rushing yards as a junior in 2014.

PREP Attended Ed White HS in Jacksonville, FL, where he led the Commanders to the 2010 District 4-4A championship...2-star recruit by Rivals.com and Scout.com.

HILL'S CAREER GAMES/STARTS

Year	GP/GS
2016 (Min)	1/0
2017 (Min)	11/7
Playoffs	2/2
Totals	12/7
Playoffs	2/2

VIKINGS FANS VOTE ALL-MALL OF AMERICA FIELD TEAM

The All-Mall of America Field Team was voted on by fans during the final season at Mall of America Field at Hubert H. Humphrey Metrodome and members were honored during the 2nd-to-last game played at Mall of America Field on Sunday, December 15, 2013, against the Philadelphia Eagles. The team consisted of 27 players and is broken into 12 offensive players, 11 defensive players and 4 special teamers, as well as the head coach. The team was presented during halftime of the Vikings upset win over the playoff-bound Eagles and gave fans a chance to show their appreciation for their favorite players from the 32-season history of the Vikings home stadium.

VIKINGS ALL-MOA FIELD TEAM

QB.....Daunte Culpepper, 1999-2005
RB.....Adrian Peterson, 2007-13
RB.....Robert Smith, 1993-2000
WR.....Anthony Carter, 1985-93
WR.....Cris Carter, 1990-2001
WR.....Randy Moss, 1998-2004, '10
TE.....Steve Jordan, 1982-94
T.....Tim Irwin, 1981-93
T.....Gary Zimmerman, 1986-92
G.....Steve Hutchinson, 2006-11
G.....Randall McDaniel, 1988-99
C.....Matt Birk, 1998-2008


VIKINGS ALL-MOA FIELD TEAM

DE.....Jared Allen, 2008-13
DE.....Chris Doleman, 1985-93, '99
DT.....John Randle, 1990-2000
DT.....Kevin Williams, 2003-13
LB.....Chad Greenway, 2006-13
LB.....Ed McDaniel, 1992-2001
LB.....Scott Studwell, 1977-90
CB.....Carl Lee, 1983-93
CB.....Antoine Winfield, 2004-12
S.....Robert Griffith, 1994-2001
S.....Joey Browner, 1983-91

VIKINGS ALL-MOA FIELD TEAM

Return Spec.....Percy Harvin, 2009-12
Special Teams.....Chris Walsh, 1994-2002
P.....Chris Kluwe, 2005-12
K.....Ryan Longwell, 2006-11

Head Coach.....Dennis Green, 1992-2001



99

DANIELLE HUNTER

POSITION: Defensive End
HEIGHT/WEIGHT: 6-5/252
DOB: 10-29-94
HOMETOWN: Katy, TX

COLLEGE: LSU
ACQUIRED: D3 (#88) 2015
NFL SEASON: 4
VIKINGS SEASON: 4

2017 GP/GS
16/16

Career GP/GS
46/17

Playoffs GP/GS
3/2

- Started all 16 games for the first time in his career in 2017.
- Became the youngest player in franchise history to lead the team in sacks with 12.5 – the most by an NFL DE and tied for 3rd in the league overall – in 2016.
- Ranked 2nd in the NFL among 2015 rookies with 6.0 sacks and earned a spot on PFWA All-Rookie team.
- Born in Jamaica, moved to the United States at age 8.

OFF THE FIELD Name is pronounced Duh-neal...Parents are of Jamaican descent; the family moved to the United States when Danielle was 8 years old...Visited Iceland during the 2017 offseason with teammates DT Linval Joseph and TE Kyle Rudolph as a part of the team's Viking Heritage trip...Majored in sports administration at LSU...Enjoys flying his Inspire 1 drone...During 2016 NFL Draft, he announced the Vikings 4th-round pick, Willie Beavers from Western Michigan, during a community event at Mall of America...Enjoys motor sports and is a car and motor parts enthusiast...Uncle is a Marine.

HONORS Named to 2015 PFWA All-Rookie team.

PRO Signed contract extension on 6/27/18 prior to training camp...Ranks 1st among members of the 2015 NFL Draft class with 25.5 career sacks...Totalled 18.5 sacks in his 1st 2 years, the 5th-most QB drops by a Viking in his 1st 2 seasons with the team...Became the youngest player in franchise history to lead the team in sacks with 12.5, most among NFL DEs in 2016...Owns 2 2-sack performances: vs. Dallas (12/1/16) and vs. Arizona (11/20/16)...Scored his 1st-career TD on a 24-yard fumble recovery at Tennessee (9/11/16), pairing with LB Eric Kendricks (77-yard INT TD) to mark the 6th time in team history TDs were scored by INT and fumble returns in a single game...Gained playing time late in his rookie campaign, posting 3.5 sacks in the final 4 regular season games...Selected to Pro Football Writers of America All-Rookie team in 2015...Was the youngest player in the NFL in 2015, born 10/29/94, celebrating his 21st birthday 3 days before notching his 1st career full sack at Chicago (11/1) against Jay Cutler...The 3rd of 3 defensive players drafted by the Vikings with their opening 3 picks in 2015...The most recent LSU player drafted by the Vikings was DT Henry Thomas in the 3rd round (#72) of 1987 NFL Draft, the beginning of a standout career...Played 5 seasons of football, 2 as a prep and 3 in college, before being selected in the NFL...Drafted in 3rd round (#88) in 2015.

2017 Started all 16 games in his first full season as a starter with 49 tackles and 7.0 sacks for the league's top-ranked defense...Totalled 6 tackles (5 solo), 2 TFL, a sack and a QBH at Philadelphia (1/21/18)...Wrapped up 4 tackles (2 solo) and 3 QBH in the Vikings Divisional Round win vs. New Orleans (1/14/18)...Tallied 3 tackles (2 solo), 4 QBH and 1 TFL vs. Chicago (12/31) as the Vikings secured the top scoring and yardage defense in the NFL...Made 4 tackles (3 solo) and 4 QBH at Green Bay (12/23) as the Vikings shutout the Packers at Lambeau for the 1st time ever...Wrapped up his 7th sack of the season along with 4 tackles (3 solo) a TFL and 3 QBH vs. Cincinnati (12/17) to help the Vikings win the NFC North title...Registered 1 solo tackle, 1.0 sack, 1 TFL, 3 QBH and a FR at Detroit (11/23) on Thanksgiving Day...Totalled 3 tackles (1 solo) 1.0 sack, his 3rd in 4 games, a QBH and a TFL vs. Los Angeles Rams (11/19)...Recorded 4 solo tackles, 1.0 sack, 1

TFL and 5 QBH at Washington (11/12), extending the Vikings streak of games with a sack to 11 dating back to last season...Contributed 3 tackles (2 solo), a FF and 5 QBH vs. Cleveland (10/29) at Twickenham Stadium in London, England as a part of the NFL's International Series...Registered his 3rd sack of the season, 2 tackles (1 solo), 1 TFL and 1 QBH vs. Baltimore (10/22)...Compiled 5 tackles (3 solo), tied his career-high with his first 2 sacks of the year, 2 TFL and 6 QBH vs. Detroit (10/1)...Started his 2nd career game vs. New Orleans (9/11) and recorded 1 tackle and 1 QBH.

2016 Combined with Everson Griffen (8.0) and Brian Robison (7.5) – the NFL's only DE trio with 7+ sacks each – for the 2nd-most sacks by DEs (28.0)...Led NFL DEs with 12.5 sacks (3rd overall in the league), becoming the youngest player in franchise history to lead the team in sacks...Totalled 64 tackles (34 solo), 12.5 sacks, 14 TFL, 49 QBHs, 1 FF, 1 FR and 1 PD for the NFL's 3rd-ranked defense (314.9 ypg)...Tallied 5 tackles (1 solo), 0.5 sacks, 1 TFL and 3 QBHs vs. Chicago (1/17/17)...Registered 6 tackles (5 solo), 2 TFL, 1.5 sacks and 4 QBHs at Green Bay (12/24)...Posted 4 tackles (2 solo) and 2 QBHs vs. Indianapolis (12/18)...Recorded 7 tackles (5 solo), 1.0 sack, 1 TFL and 3 QBHs at Jacksonville (12/11)...Matched his single-game career high with 2.0 sacks, totaling 7 tackles (4 solo), 2 TFL and 4 QBHs, vs. Dallas (12/1)...Paired with 5 Andrew Sendejo to take down Lions QB Matthew Stafford in the 4th quarter, adding 2 tackles and 5 QBHs, at Detroit (11/24)...Totalled 2 tackles, 2.0 sacks, 2 TFL and 3 QBHs, his 1st career 2-sack performance, vs. Arizona (11/20)...Dropped Cardinals QB Carson Palmer on 4th-and-6 with 44 seconds remaining on the game clock to seal a Minnesota victory...Posted 5 tackles (1 solo), 1 TFL, 1.0 sack, 4 QBHs and 1 special teams stop at Washington (11/13)...Tabbed 1 tackle and 4 QBHs vs. Detroit (11/6)...Recorded 2 tackles (1 solo), including 1 TFL, at Chicago (10/31)...Notched 5 tackles (3 solo) at Philadelphia (10/23)...Recorded 3 tackles (1 solo), 1.0 sack, 1 TFL, 1 PD and a career-high-tying 7 QBHs vs. Houston (10/5)...Tallied 2 solo stops vs. NY Giants (10/3)...Posted 5 tackles (1 solo), 1.0 TFL, 1.0 sack and 4 QBHs at Carolina (9/25)...Dropped QB Cam Newton in the Panthers end zone for the Vikings 1st safety since 12/4/2011 (Jared Allen vs. Denver) and the 1st on the road since 10/5/03 (at Atlanta)...Became the 2nd player in team history (Jared Allen, 2009) to produce a safety (Week 3) and return a fumble for a TD (Week 1) in the same season...Recorded 4 tackles (3 solo), including 1 TFL and 1 sack, 2 QBHs and 1 FF vs. Green Bay (9/18)...Scored his 1st-career TD on a 24-yard fumble recovery at Tennessee (9/11)...Paired with LB Eric Kendricks (77-yard INT TD) to mark the 6th time in team history TDs were scored by INT and fumble returns in a single game...Also recorded 4 tackles (3 solo), 1.0 sack, 1 TFL and 5 QBHs against the Titans.

2015 Continued to develop throughout his rookie season, playing his best in the final month of the season...Earned spot on PFWA All-Rookie team...Was 1-of-7 Vikings rookies to start during the season...Ranked 2nd in the NFL for sacks by a rookie with 6.0, trailing only Washington LB Preston Smith...Started 1st career game vs. Kansas City (10/18) and notched 1st shared sack of his career, teaming with Sharif Floyd to sack Alex Smith...Had season-best 6 tackles and 1.5 sacks vs. Chicago (12/20)...Had 3-game streak late in the regular season when he had a sack in each contest – at Arizona (12/10), vs. Chicago (12/20) and vs. NY Giants (12/27)...Played in 1st career playoff game vs. Seattle (1/10/16), notching 4 tackles in Wild Card Playoff game...Was inactive for a pair of games – vs. Detroit (9/20) and vs. San Diego (9/27).

COLLEGE Full-time starter for the Tigers as a sophomore and junior...Played in 38 games with 23 starts, capping his career with 23 consecutive starts...Had 4.5 sacks and 21.0 tackles for loss in his career along with 142 tackles...Started all 13 games as a junior...Scored lone career TD vs. Mississippi State when he picked up a QB Dak Prescott fumble and rumbled 25 yards for the score on the 1st play of the 2nd half...Led LSU with 13 tackles for loss and ranked 10th in the SEC...Keyed Tigers defense that led the SEC with 316.8 yards allowed, 164.2 passing yards allowed and ranked #2 in the conference in points allowed at 17.5 points per game...Notched career-best 12 tackles against Auburn...Helped in upset win over #3 Ole Miss with 9 tackles and 2 tackles for loss in the 10-7 victory...Capped college career with 9 tackles against Notre Dame in Music City Bowl...Started 10 of the 13 games he played as a sophomore... Earned 1st start in 4th game of sophomore season against Auburn and never let go of the job...In 1st career start, had 8 tackles against eventual National Champion runner-up Auburn...Had 4 tackles and a sack in Outback Bowl win over Iowa...Saw action in 12 games as a freshman...Played primarily on special teams as a freshman.

HUNTER'S NFL TOTALS

Year.....	GP/GS	Tackles			Sacks	INTs	PD	TFL	QBH	FF/FR	Special
		Solo	Asst.	Total							Teams
2015 (Min).....	14/1	24	10	34	6.0	0	1	10	25	1/0	5
Playoffs.....	1/0	2	2	4	0.0	0	0	0	8	0/0	0
2016 (Min).....	16/0	34	30	64	12.5	0	1	14	49	1/1	2
2017 (Min).....	16/16	33	16	49	7.0	0	2	12	51	1/1	0
Playoffs.....	2/2	7	3	10	1.0	0	0	2	4	0/0	0
Total.....	46/17	91	56	147	25.5	0	4	36	125	3/2	7
Playoffs.....	3/2	9	5	14	1.0	0	0	2	12	0/0	0

DOMINATING ENDS

Since Danielle Hunter was drafted in 2015 (Rd. 3, #88), he and teammate Everson Griffen have teamed as the most dominant pass rushers in the NFL.

2015-17 NFL SACK DUOS

PLAYERS TEAM.....	SACKS
G. Atkins/C.Dunlap, Cincinnati.....	58.0
E. Griffen/D. Hunter, Minnesota.....	57.0
R. Kerrigan/P. Smith, Washington.....	54.0
M. Addison/K. Short, Carolina.....	51.0
V. Miller/S. Ray, Denver.....	47.5
M. Bennett/C. Avril, Seattle.....	45.0

HOT OFF THE EDGE

With a career- and team-high 12.5 sacks, Danielle Hunter ranked 1st among NFL DEs and 3rd in the league overall (tied) in 2016. Since sacks became an official statistic in 1982, Hunter became just the 4th Vikings DE to lead all NFL DEs in a season: Jared Allen in 2009 and 2011, Chris Doleman in 1989 and Doug Martin in 1982. The 22-year-old also became the youngest player in franchise history to lead the team in sacks.

2016 SACKS BY DEs / NFL

RK.	PLAYER (TEAM).....	SACKS
1.	Danielle Hunter (Min).....	12.5
2.	Cliff Avril (Sea).....	11.5
	Cameron Wake (Mia).....	11.5
4.	Khalil Mack (Oak).....	11.0
5.	Joey Bosa (Oak).....	9.5
6.	Frank Clark (Sea).....	9.0

PREP 4-star recruit at Morton Ranch High in Katy, TX...Helped school earn 1st Class 5A state playoff appearance.

SINGLE-GAME CAREER HIGHS

Tackles.....	7.....	2x, last at Jacksonville, 12/11/16
Solo Tackles.....	5.....	3x, last at Green Bay, 12/24/16
Sacks.....	2.0.....	3x, last vs. Detroit, 10/1/17
Tackles For Loss.....	2.0.....	5x, last vs. Detroit, 10/1/17
Forced Fumble.....	1.....	2x, last vs. Green Bay 9/18/16
Fumble Recovery.....	1.....	2x, last at Detroit, 11/23/17
QB Hurries.....	7.....	2x, last vs. Houston, 10/9/16

HUNTER'S SACKS

GAME.....	QB.....	SACK
vs. Kansas City, 10/18/15.....	Alex Smith.....	0.5
@ Chicago, 11/1/15.....	Jay Cutler.....	1.0
@ Oakland, 11/15/15.....	Derek Carr.....	1.0
@ Arizona, 12/10/15.....	Carson Palmer.....	1.0
vs. Chicago, 12/20/15.....	Jay Cutler.....	1.5
vs. NY Giants, 12/27/15.....	Eli Manning.....	1.0
at Tennessee, 9/11/16.....	Marcus Mariota.....	1.0
vs. Green Bay, 9/18/16.....	Aaron Rodgers.....	1.0
at Carolina, 9/25/16.....	Cam Newton.....	1.0
vs. Houston, 10/9/16.....	Brock Osweiler.....	1.0
at Washington, 11/13/16.....	Kirk Cousins.....	1.0
vs. Arizona, 11/20/16.....	Carson Palmer.....	2.0
at Detroit, 11/24/16.....	Matthew Stafford.....	0.5
vs. Dallas, 12/1/16.....	Dak Prescott.....	2.0
at Jacksonville, 12/11/16.....	Blake Bortles.....	1.0
at Green Bay, 12/24/16.....	Aaron Rodgers.....	1.5
vs. Chicago, 1/1/17.....	Matt Barkley.....	0.5
vs. Detroit, 10/1/17.....	Matthew Stafford.....	2.0
vs. Baltimore, 10/22/17.....	Joe Flacco.....	1.0
at Washington, 11/12/17.....	Kirk Cousins.....	1.0
vs. LA Rams, 11/19/17.....	Jared Goff.....	1.0
at Detroit, 11/23/17.....	Matthew Stafford.....	1.0
vs. Cincinnati, 12/17/17.....	Andy Dalton.....	1.0
at Philadelphia, 1/21/18.....	Nick Foles.....	1.0
Total.....		26.5

HUNTER'S CAREER GAME-BY-GAME (*starts)

2015.....U	A	T	TFL	SK	QH	FF	FR	INT	PD
at SF - 9/14.....1	0	1	0	0.0	0	0	0	0	0
vs. DET - 9/20.....INACTIVE									
vs. SD - 9/27.....INACTIVE									
at DEN - 10/4.....0	0	0	0	0.0	0	0	0	0	0
vs. KC - 10/18*.....3	1	4	1	0.5	0	1	0	0	0
at DET - 10/25.....0	0	0	0	0.0	2	0	0	0	0
at CHI - 11/1.....1	0	1	1	1.0	4	0	0	0	0
vs. STL - 11/8.....1	1	2	0	0.0	3	0	0	0	1
at OAK - 11/15.....2	1	3	1	1.0	3	0	0	0	0
vs. GB - 11/22.....1	2	3	1	0.0	0	0	0	0	0
at ATL - 11/29.....1	0	1	1	0.0	1	0	0	0	0
vs. SEA - 12/6.....3	0	3	1	0.0	0	0	0	0	0
at AZ - 12/10.....3	1	4	1	1.0	2	0	0	0	0
vs. CHI - 12/20.....5	1	6	2	1.5	0	0	0	0	0
vs. NYG - 12/27.....2	1	3	1	1.0	7	0	0	0	0
at GB - 1/3/16.....1	2	3	0	0.0	3	0	0	0	0

2015...GP/GS: 14/1.....20 34 10 6.0 25 1 0 0 1

PLAYOFFS

vs. SEA - 1/10/16...2	2	4	0	0.0	8	0	0	0	0
-----------------------	---	---	---	-----	---	---	---	---	---

2016.....U	A	T	TFL	SK	QH	FF	FR	INT	PD
at TN - 9/11.....3	1	4	1	1.0	5	0	1	0	0
vs. GB - 9/18.....3	1	4	1	1.0	2	1	0	0	0
at CAR - 9/25.....1	4	5	1	1.0	4	0	0	0	0
vs. NYG - 10/3.....2	0	2	0	0.0	0	0	0	0	0
vs. HOU - 10/9.....1	2	3	1	1.0	7	0	0	0	1
at PHI - 10/23.....3	2	5	0	0.0	0	0	0	0	0
at CHI - 10/31.....1	1	2	1	0.0	0	0	0	0	0
vs. DET - 11/6.....0	1	1	0	0.0	4	0	0	0	0
at WAS - 11/13.....1	4	5	1	1.0	4	0	0	0	0
vs. ARI - 11/20.....2	0	2	2	2.0	3	0	0	0	0
at DET - 11/24.....0	2	2	0	0.5	5	0	0	0	0
vs. DAL - 12/1.....4	3	7	2	2.0	4	0	0	0	0
at JAX - 12/11.....5	2	7	1	1.0	3	0	0	0	0
vs. IND - 12/18.....2	2	4	0	0.0	2	0	0	0	0
at GB - 12/24.....5	1	6	2	1.5	4	0	0	0	0
vs. CHI - 1/1/17.....1	4	5	1	0.5	2	0	0	0	0

2016...GP/GS: 16/0.....30 64 14 12.5 49 1 1 0 1

2017.....U	A	T	TFL	SK	QH	FF	FR	INT	PD
vs. NO - 9/11*.....2	0	2	0	0.0	5	0	0	0	0
at PIT - 9/17*.....1	0	1	0	0.0	4	0	0	0	0
vs. TB - 9/24*.....1	3	4	0	0.0	1	0	0	0	0
vs. DET - 10/1*.....3	2	5	2	2.0	6	0	0	0	1
at CHI - 10/9*.....2	2	4	1	0.0	4	0	0	0	1
vs. GB - 10/15*.....2	0	2	1	0.0	4	0	0	0	0
vs. BAL - 10/22*.....1	1	2	1	1.0	1	0	0	0	0
at CLE - 10/29*.....2	1	3	0	0.0	5	1	0	0	0
at WAS - 11/12*.....4	0	4	1	1.0	5	0	0	0	0
vs. LAR - 11/19*.....1	2	3	1	1.0	1	0	0	0	0
at DET - 11/23*.....1	0	1	1	1.0	3	0	1	0	0
at ATL - 12/3*.....1	1	2	0	0.0	0	0	0	0	0
at CAR - 12/10*.....4	1	5	2	0.0	1	0	0	0	0
vs. CIN - 12/17*.....3	1	4	1	1.0	3	0	0	0	0
at GB - 12/23*.....3	1	4	0	0.0	4	0	0	0	0
vs. CHI - 12/31*.....2	1	3	1	0.0	4	0	0	0	0

2017...GP/GS: 16/16.....33 16 49 12 7.0 51 1 1 0 2

2017 PLAYOFFS

vs. NO - 1/14/18*.....2	2	4	0	0.0	3	0	0	0	0
at PHI - 1/21/18*.....5	1	6	2	1.0	1	0	0	0	0

2017...GP/GS: 2/2.....7 3 10 2 1.0 4 0 0 0 0

DANGEROUS ENDS

Danielle Hunter (7.0) combined with Tashawn Bower (1.0), Everson Griffen (13.0) and Brian Robison (3.0) – make up the DE group that registered the 4th most sacks in the NFL in 2017.

SACKS BY DEs IN 2017 | NFC

RK.	TEAM	SACKS
1.	Los Angeles Chargers	31.5
2.	Seattle Seahawks	28.5
3.	Carolina Panthers	27.0
4.	Minnesota Vikings	24.0
5.	Philadelphia Eagles	22.5

HUNTER'S TOUCHDOWNS

GAME	PLAY
@ Tennessee, 9/11/16	24 FR
Total	1 (1 FR)

HUNTER'S SAFETY

GAME	PLAYER	SAFETY
@ Carolina, 9/25/16	Cam Newton (sack EZ)	1
Total		1



Danielle Hunter and the entire Vikings organization visited elementary schools near the team's new TCO Performance Center headquarters in the Eagan area during the 2018 offseason program. Players interacted with students in their classrooms and in physical activities and left students with backpacks and books for the summer.



63 DANNY ISIDORA

POSITION: Guard
HEIGHT/WEIGHT: 6-3/306
DOB: 6-5-94
HOMETOWN: Weston, FL

COLLEGE: Miami (FL)
ACQUIRED: D5b (#180) 2017
NFL SEASON: 2
VIKINGS SEASON: 2

2017 GP/GS 7/1
Career GP/GS 7/1
Playoffs GP/GS 0/0

• Was a captain of the Miami Hurricanes as a senior and finished collegiate career with a streak of 39 consecutive games started.

OFF THE FIELD Earned criminology degree as a 5-year senior...Chose Miami over offers from Wisconsin and Florida State...Pronounced iz-uh-DORA.

PRO Appeared in 7 games and made 1st and only career start vs. Cleveland (10/29) at Twickenham stadium in London, England as a part of the NFL's International series...The 4th Hurricane drafted in the 2017 NFL draft out of 9, which marked the most selections from the University of Miami since 2006...Isidora joins his former teammate Stacy Coley as a fellow Minnesota 2017 draft pick...Selected with Vikings 2nd choice in the 5th round (#180 overall).

2017 Inactive for both playoff contests - at Philadelphia (1/21/18) and vs. New Orleans (1/14/18)...Played on special teams vs. Chicago (12/31)...Played on offense and special teams at Green Bay (12/23) and at Cincinnati (12/17)...Filled in at LG at Carolina (12/10) due to injuries...Active but did not play Weeks 10-13...Made his 1st career NFL start at LG vs. Cleveland (10/29) at Twickenham stadium in London, England as a part of the NFL's International series...Saw 1st extended action as he filled in for injured Jeremiah Sirles at LG vs. Baltimore (10/22)...Made his NFL debut vs. Green Bay (10/15) and saw action on special teams...Inactive Weeks 1-5.

COLLEGE Started all 13 games at right guard as a senior, extending streak of consecutive games started to 39 to end career...Earned 2nd-Team All-ACC recognition from ACC coaches and 3rd-Team honors from Atlantic Coast Sports Media Association (ACSMAs)...Offense averaged 425.9 yards per game in 2016...1 of 4 Miami Hurricanes players to start all 13 games during his junior season...Earned All-ACC Honorable Mention by the coaches in 2015...Helped lead his team to No. 29 national ranking in passing offense (277.4 yards) as a junior while the offensive line was 8th nationally in fewest tackles for loss allowed (4.31 average)...Team tied for 3rd-fewest sacks allowed of any team in ACC (15) in 2015...Started all 13 games at RG for the 1st time as a sophomore in 2014...Played a prominent role on the offensive line for an offensive unit that averaged 431.0 yards of total offense, including 179.9 rushing yards, and 29.9 points per game in the regular season in 2014...Sideline 1st 10 games of season with foot injury in his redshirt freshman year (2013)...Made collegiate debut in home finale vs. Virginia on 11/23/13...Did not see any action as a true freshman, redshirted to retain eligibility.

PREP 4-star recruit according to ESPN and 3-star recruit according to Rivals and Scout coming out of Cypress Bay HS...No. 13 offensive guard prospect and No. 39 overall prospect in Florida according to ESPN...No. 14 offensive guard prospect and No. 53 overall prospect in Florida according to Rivals as well as No. 51 offensive guard prospect on Scout...Chose Miami over Wisconsin and Florida State.

ISIDORA'S CAREER GAMES/STARTS

Year	GP/GS
2017 (Min)	7/1
Totals	7/1

LONDON CALLING

The NFL has raised the profile of the game internationally in recent years, and in 2013, the Vikings experienced the 1st regular-season game on international soil in club history, a 34-27 victory over the Pittsburgh Steelers. The Vikings have a proud history of playing internationally and were among the ground-breaking teams in the NFL to play overseas, playing the 1st NFL game in London and the 1st NFL game in Sweden. The Vikings defeated the Cleveland Browns in London, 33-16, in 2017 at Twickenham Stadium.



Vikings practice in the shadow of Berlin's Olympic Stadium in the 1993 preseason.

VIKINGS INTERNATIONAL GAMES *preseason

8/6/83* .. London, England*..... Minnesota 28, St. Louis 10
8/14/88* .. Goteborg, Sweden Minnesota 28, Chicago 21
8/7/93* .. Berlin, Germany Minnesota 20, Buffalo 6
8/6/94* .. Tokyo, Japan Minnesota 17, Kansas City 9
9/29/13 ... London, England*..... Minnesota 34, Pittsburgh 27
10/29/17 .. London, England+ Minnesota 33, Cleveland 16
*Wembley Stadium +Twickenham Stadium





94

JALEEL JOHNSON

POSITION: Defensive Tackle
HEIGHT/WEIGHT: 6-3/316
DOB: 7-12-94
HOMETOWN: Brooklyn, NY

COLLEGE: Iowa
ACQUIRED: D4a (#109) 2017
NFL SEASON: 2
VIKINGS SEASON: 2

2017 GP/GS
5/0

Career GP/GS
5/0

Playoffs GP/GS
2/0

• Became the 1st player in Montini Catholic history to play in the NFL when he debuted on 10/9/17 at Chicago.

OFF THE FIELD Majored in sociology...1st player in Montini Catholic history to play in the NFL...Born in Brooklyn but raised in the Chicago area.

PRO Appeared in 5 games as a rookie in 2017...Marks the 8th Iowa Hawkeye drafted by the Vikings organization...Selected in the 4th round (109th overall).

2017 Had 2 tackles in 5 games...Played on defense and special teams at Philadelphia (1/21/18)...Appeared on defense and special teams vs. New Orleans (1/14/18) in his first career play-off game...Played on defense and special teams vs. Chicago (12/31) as the Vikings clinched their 2nd-best record in franchise history...Inactive in Weeks 12-16...Played on defense vs. Los Angeles (11/19) and at Washington (11/12)...Inactive at Cleveland (10/29)...Active but did not play vs. Baltimore (10/22)...Contributed on defense vs. Green Bay (10/15) with 1 solo tackle...Made his NFL debut at Chicago (10/9) and tallied a solo tackle...Inactive Weeks 1-4.

COLLEGE Started the final 27 games of his career in Iowa City at DT, appearing in 47 games total over his 4-year playing career...Recorded at least 1 solo tackle in 23 of his final 27 games...Earned 1st-Team All-Big Ten honors his senior season after totaling 55 total tackles (29 solo), 10 TFL and 8.0 sacks...

Awarded the Team Hustle Award...Earned Big Ten Defensive Player of the Week for his role in the Hawkeyes 14-13 upset of No. 2 Michigan, racking up 9 tackles (6 solo), 2 TFL, 1 sack and a safety that gave Iowa its 1st points of the game as the Hawkeyes defense held the Wolverines to 201 yards of offense...Received Honorable Mention All-Big Ten honors by the league coaches and media following his junior season...Totaled 45 tackles (22 solo), 5.5 TFL and 4.0 sacks in 14 games, all starts at DT...Assisted with a strong defensive performance against Illinois State as the Hawkeyes allowed just 35 net rushing yards and 231 total yards of offense...Recorded 5 solo tackles and a sack against Iowa State as the Cyclones offense was held to no points and 66 yards of offense in the 2nd half...Recorded 2 solo tackles in the Hawkeyes 45-16 Rose Bowl loss to Stanford...Received an increased role during his sophomore campaign as he appeared in all 13 games...Recorded 11 tackles (2 solo), 2.5 TFL and a sack on the year...Tallied 3 assisted tackles, a TFL and 0.5 sack in the Iowa's loss to Tennessee in the TaxSlayer Bowl...Appeared in 7 games as a redshirt freshman, recording 1 assisted tackle...Appeared in the Hawkeyes Outback Bowl loss to LSU but did not register any statistics...Redshirted in 2012.

PREP Attended St. Joseph's HS for 3 years before graduating from Montini Catholic...Earned prep All-American honors and 1st-team all-state recognition as a senior...Was a team captain and played both offensive and defensive line as his team went 12-2 en route to winning the state championship...Wrestled in high school as well, earning two letters.

JOHNSON'S NFL TOTALS

Year.....GP/GS	Tackles			Sacks	INTs	PD	TFL	QBH	FF/FR	Special Teams
	Solo	Asst.	Total							
2017 (Min).....5/0	2	0	2	0.0	0	0	0	0	0/0	0
Playoffs.....2/0	0	0	0	0.0	0	0	0	0	0/0	0
Total.....5/0	2	0	2	0.0	0	0	0	0	0/0	0
Playoffs.....2/0	0	0	0	0.0	0	0	0	0	0/0	0

JOHNSON'S CAREER GAME-BY-GAME

2017.....U	A	T	TFL	SK	QH	FF	FR	INT	PD
vs. NO - 9/11.....INACTIVE									
at PIT - 9/17.....INACTIVE									
vs. TB - 9/24.....INACTIVE									
vs. DET - 10/1.....INACTIVE									
at CHI - 10/9.....1	0	1	0	0.0	0	0	0	0	0
vs. GB - 10/15.....1	0	1	0	0.0	0	0	0	0	0
vs. BAL - 10/22.....DID NOT PLAY									
at CLE - 10/29.....INACTIVE									
at WAS - 11/12.....0	0	0	0	0.0	0	0	0	0	0
vs. LAR - 11/19.....0	0	0	0	0.0	0	0	0	0	0
at DET - 11/23.....INACTIVE									
at ATL - 12/3.....INACTIVE									
at CAR - 12/10.....INACTIVE									
vs. CIN - 12/17.....INACTIVE									
at GB - 12/23.....INACTIVE									
vs. CHI - 12/31.....0	0	0	0	0.0	0	0	0	0	0
2017....GP/GS: 5/0....2	0	2	0	0.0	0	0	0	0	0
2017 PLAYOFFS									
vs. NO - 1/14/18....0	0	0	0	0.0	0	0	0	0	0
at PHI - 1/21/18....0	0	0	0	0.0	0	0	0	0	0



16

CAYLEB JONES

POSITION: Wide Receiver
HEIGHT/WEIGHT: 6-3/209
DOB: 3-21-93
HOMETOWN: Austin, TX

COLLEGE: Arizona
ACQUIRED: PS 2016
NFL SEASON: 2
VIKINGS SEASON: 2

2017 GP/GS
PS

Career GP/GS
0/0

Playoffs GP/GS
0/0

• Father, Robert (LB), and uncle, Jeff Blake (QB), played a combined 270 games in the NFL. Brother, Zay, was drafted in the 2nd round (#37 overall) of the 2017 NFL Draft by the Buffalo Bills.

OFF THE FIELD Majored in social, behavior and human understanding at Arizona... Brother, Zay, was drafted in the 2nd round (#37 overall) of the 2017 NFL Draft by the Buffalo Bills, the Vikings foe for the 2017 preseason opener...Father, Robert, received All-America recognition and was a Butkus Award finalist at East Carolina (1989-91) before a 10-year NFL career: Dallas (1992-95), St. Louis (1996-97), Miami (1998-2000) and Washington (2001)...Robert played for the Cowboys while Mike Zimmer coached the DBs during the 1994-95 seasons...Uncle, Jeff Blake, played QB at East Carolina (1988-91), finished 7th in the 1991 Heisman Trophy balloting and played 119 games in the NFL.

PRO Spent the entire 2017 season on the Vikings practice squad...Signed a futures contract with the Vikings on 1/2/17 after joining Minnesota's practice squad for the final week of the 2016 season...Originally signed with the Eagles as a rookie free agent on 5/5/16.

2017 Was the first player to greet Stefon Diggs in the end zone after his 'Minneapolis Miracle' TD catch to defeat New Orleans in the Divisional Round (1/14)...Spent the 2017 offseason and training camp with the Vikings...Released on 9/2/17 as part of final roster cuts...Signed to the Vikings practice squad on 9/3/17.

2016 Joined Minnesota's practice squad on 12/28 after being released by Philadelphia on 9/19...Originally entered the league with the Eagles as a rookie free agent.

COLLEGE 2-year letterwinner at Arizona, where he finished his Wildcats career with the 10th-most receiving yards (1,923), 10th-most receptions (128, tied) and 12th-most receiving TDs (14) in school history...Totaled 8 career 100-yard receiving games...Earned All-Pac-12 Honorable Mention in 2014...Redshirted the 2013 season after transferring from Texas.

PREP All-American, 3-time all-state, 3-time all-area and 3-time all-district wide receiver at Austin HS, where he posted 213 receptions for 3,025 yards and 27 TDs...Earned 2nd-team All-USA by *USA Today* and High School All-America honorable mention by *Sports Illustrated* after totaling 1,025 yards and 9 TDs on 59 receptions and adding 124 rushing yards and 1 rushing TD as a senior...Played in the 2012 Under Armour All-America Game.



78

DIEUGOT JOSEPH

POSITION: Tackle
HEIGHT/WEIGHT: 6-6/300
DOB: 3-21-94
HOMETOWN: Orlando, FL

COLLEGE: Florida International
ACQUIRED: PS 2017
NFL SEASON: 1
VIKINGS SEASON: 1

2017 GP/GS
0/0

Career GP/GS
0/0

Playoffs GP/GS
0/0

OFF THE FIELD Majored in recreation and sports management at FIU...Began playing football at the age of 15...First name is pronounced Jeh-GO.

PRO Originally entered the NFL as an undrafted free agent with the Bears after the 2017 NFL Draft...Spent the 1st 2 weeks of 2017 on the Bears practice squad before joining Baltimore's 53-man roster on 9/19/17...Waived by Baltimore on 10/10/17 and signed to the Ravens practice squad on 10/12/17...Signed to the Vikings practice squad on 1/9/18 and signed a futures contract with Minnesota on 1/23/18.

2017 Signed a futures contract with Minnesota following the 2017 season...Signed to the Vikings practice squad on 1/9/18 after his practice squad contract expired with Baltimore...Signed as an UDFA by Chicago after 2017 NFL Draft...Spent offseason and preseason with the Bears...Released by the Bears during final cuts and then added back to the practice squad...Signed to the Ravens 53-man roster on 9/19...Inactive at Jacksonville (9/24), vs. Pittsburgh (10/1) and at Oakland (10/8)...Waived by Baltimore on 10/10 and signed back to the Ravens practice squad on 10/12.

COLLEGE Appeared in 41 games (26 starts) at Florida International...Spent his redshirt season as a DE before switching to T the following spring...As a senior in 2016, started all 12 games and helped FIU produce 4,503 yards of total offense, the 4th most in school history.

PREP Attended Freedom HS in Orlando, Florida...Also played basketball, where he was named the team's defensive player of the year.



98

LINVAL JOSEPH

POSITION: Defensive Tackle**HEIGHT/WEIGHT:** 6-4/329**DOB:** 10-10-88**HOMETOWN:** Gainesville, FL**COLLEGE:** East Carolina**ACQUIRED:** FA 2014**NFL SEASON:** 9**VIKINGS SEASON:** 5**2017 GP/GS**

16/16

Career GP/GS

113/106 (53/46-NYG,60/60-MIN)

Playoffs GP/GS

7/7(4/4-NYG,3/3-MIN)

- Veteran DT earned Super Bowl XLVI title as a starter with NY Giants in win over New England to cap the 2011 season.
- Was born in the U.S. Virgin Islands and moved with his family to Florida when he was 10 years old.

OFF THE FIELD

Born in the U.S. Virgin Islands and moved to the U.S. at age 10, settling with his family in Florida...Has a daughter, Elani...Visited Iceland during the 2017 offseason with teammates DE Danielle Hunter and TE Kyle Rudolph as a part of the team's Viking Heritage trip...Active with Open Door Ministry in his home town of Gainesville, FL...Majored in communications at ECU...Has a Maltese-Yorkie cross named Lucky...Was a state-champion weight lifter as a junior in high school...Had his #76 retired at Santa Fe HS during the 2015 offseason.

PRO

Selected to the Pro Bowl following the 2016 and 2017 seasons...Named NFC Defensive Player of the Week vs. St. Louis (11/8/15), only the 4th time in Vikings history a DT has been presented the award and the 1st time in his career earning the honor...Signed with the Vikings as an unrestricted free agent in 2014...Starter on Giants run to Super Bowl XLVI title after the 2011 season when the team went from a 9-7 regular season to the Super Bowl win, including road wins in the NFC Divisional Round (at Green Bay) and NFC Championship Game (at San Francisco)...Durable player with 90 starts in 97 career games and has missed only 1 game from 2011-14...Has started all 44 games he's appeared in as a Viking...Originally selected in 2nd round (#46) by Giants in 2010.

HONORS

Earned his 1st career Pro Bowl nod following the 2016 season and was selected again after the 2017 season...Voted #76 after the 2016 season and #83 after the 2017 season

JOSEPH'S NFL TOTALS

Year.....	GP/GS	Tackles		Total	Sacks	INTs	PD	TFL	QBH	FF/FR
		Solo	Asst.							
2010 (NYG).....	6/0	8	3	11	0.0	0	0	--	--	0/0
2011 (NYG).....	16/15	34	15	49	2.0	0	3	--	--	0/0
Playoffs.....	4/4	6	5	11	0.0	0	0	--	--	0/0
2012 (NYG).....	16/16	39	33	72	4.0	0	0	--	--	1/2
2013 (NYG).....	15/15	51	24	75	3.0	0	0	--	--	1/1
2014 (Min).....	16/16	44	29	73	3.0	0	1	7	27	0/0
2015 (Min).....	12/12	43	28	71	0.5	0	2	8	26	1/0
Playoffs.....	1/1	4	2	6	0.0	0	0	0	1	0/0
2016 (Min).....	16/16	48	52	100	4.0	0	0	7	36	3/0
2017 (Min).....	16/16	58	35	93	3.5	0	0	1	38	0/1
Playoffs.....	2/2	8	6	14	0.0	0	0	1	2	0/0
Totals.....	113/106	325	219	544	20.0	0	6	--	--	6/4
Playoffs.....	7/7	18	13	31	0.0	0	0	--	--	0/0

SINGLE-GAME CAREER HIGHS

Tackles.....15..... vs. Indianapolis, 12/18/16
 Solo Tackles.....9..... vs. Green Bay, 12/4/11
 Sacks.....2.0..... at Dallas, 10/28/12
 Tackles for Loss.....3..... vs. St. Louis, 11/8/15; vs. Green Bay, 9/18/16
 Forced Fumble.....1..... 6x, last vs. Chicago, 1/1/17
 Fumble Recovery.....1..... 4x, last at Chicago, 10/9/17

on the NFL Top 100 list...Selected as 2015 Vikings Defensive MVP...Named NFC Defensive Player of the Week vs. St. Louis (11/8/15).

2017

Set a career-high with 58 solo tackles while starting all 16 games for the #1-ranked scoring and yardage defense in the NFL, making his 2nd Pro Bowl...Made 5 tackles (3 solo) a TFL and a QBH at Philadelphia (1/21/18)...Led the defensive line with 9 tackles (5 solo) 4 QBH and 1 TFL vs. New Orleans (1/14/18) in the Vikings Divisional Round Playoff win...Recorded a team-high 7 QBH and 6 tackles (2 solo) vs. Chicago (12/31)...Made 6 tackles (4 solo) and 2 QBH at Green Bay (12/23) as the Vikings earned their 1st shutout since 1993...Totaled 4 tackles (3 solo) and 1 QBH vs. Cincinnati (12/17) to help the club win the NFC North title for the 2nd time in 3 seasons...Posted a team-high 8 solo tackles (10 total), 1.0 sack, 1 TFL and 2 QBH at Carolina (12/10)...Contributed 5 tackles (4 solo) at Detroit (11/23) on Thanksgiving Day...Started the 100th game of his NFL career and posted 4 tackles (2 solo) vs. Los Angeles Rams (11/19)...Recorded 3 tackles (2 solo), a TFL, a sack and 3 QBH vs. Cleveland (10/29) at Twickenham Stadium in London, England as a part of the NFL's International Series...Contributed 5 tackles (1 solo) 2 TFL, 0.5 sacks and 4 QBH vs. Green Bay (10/15)...Tied for the team lead with 6 solo tackles (7 total) and his 1st FR of the season at Chicago (10/9)...Led the team with 11 total tackles (7 solo) vs. Detroit (10/1) and notched his 1st sack of the season along with 1 QBH and TFL...Posted 3 total tackles (2 solo) and 2 QBH vs. Tampa Bay (9/24) in the 100th game of his career.

2016

Earned his 1st career Pro Bowl bid...Became the 1st Vikings DT to record 100 tackles in a season since Henry Thomas (100) in 1991...Totaled 100 tackles (48 solo), 7 TFL, 4.0 sacks, 36 QBHs and 3 FF for the NFL's 3rd-ranked defense (314.9 ypg)...Recorded 7 tackles (2 solo), 1 TFL, 1 sack, 2 QBHs and 1 FF, which was returned 20 yards for a TD by Everson Griffen, vs. Chicago (1/1/17)...Totaled a career-high 15 tackles (8 solo) vs.

Indianapolis (12/18)...Registered 5 tackles (2 solo) and 1 QBH, adding a blocked FG, at Jacksonville (12/11)...Led Minnesota's D-linemen with 7 tackles (4 solo) vs. Arizona (11/20)...Totaled 6 tackles (3 solo), 5 QBHs and 1 FF, which led to a Minnesota TD 4 plays later, at Washington (11/13)...Tabbed 5 tackles (2 solo) and 1 QBH vs. Detroit (11/6)...Lined up in the backfield on both Minnesota TDs against the Lions – a 1-yard reception by Kyle Rudolph and a 1-yard rush by Rhett Ellison...Posted 7 tackles (2 solo), 1 TFL, 1 sack and 3 QBHs at Carolina (9/25)...Recorded 8 tackles (5 solo), 1 sack, a career-high-tying 3 TFL and 5 QBHs vs. Green Bay (9/18)...Totaled 8 tackles (6 solo), 1 TFL, 1 sack, 2 QBHs and 1 FR at Tennessee (9/11).

2015 Helped lead stifling Vikings defense that keyed run to NFC North title...Played big role in Vikings ranking #5 in the NFL in scoring defense, allowing 18.9 points per game and ranking #13 in total defense...Named NFC Defensive Player of the Week for performance vs. St. Louis (11/8), the 1st time in his career being selected for the honor...Had a pair of 9-tackle games at Oakland (11/15) and vs. Green Bay (11/22)...Missed 4 games during the regular season but returned to start the Wild Card Playoff game vs. Seattle (1/10/16), his 5th career playoff start.

2014 1 of 3 new starters along the Vikings defensive line in 2014...Started all 16 games after signing with the club as an unrestricted free agent during the offseason...Finished 2nd along the defensive line with 73 tackles, trailing only Everson Griffen (75)...Made his Vikings debut, which included 6 tackles, 1 TFL, 1.0 sack and 4 QB hurries, in the season opening win at St. Louis (9/7)...Helped the Vikings defense become the NFL's most improved in 2014, allowing 7.1 fewer offensive points per game than in 2013...1 of 8 new defensive starters for the Vikings in 2014.

JOSEPH'S SACKS

GAME	QB	SACK
vs. Miami, 10/30/11	Matt Moore	1.0
@ San Francisco, 11/13/11	Alex Smith	1.0
vs. Dallas, 9/5/12	Tony Romo	1.0
@ San Francisco, 10/14/12	Alex Smith	1.0
@ Dallas, 10/28/12	Tony Romo	2.0
@ Dallas, 9/8/13	Tony Romo	0.5
@ Philadelphia, 10/27/13	Matt Barkley	1.0
vs. Dallas, 11/24/13	Tony Romo	0.5
vs. Seattle, 12/15/13	Russell Wilson	1.0
@ St. Louis, 9/7/14	Austin Davis	1.0
vs. Detroit, 10/12/14	Matthew Stafford	0.5
@ Buffalo, 10/19/14	Kyle Orton	1.0
vs. Chicago, 12/28/14	Jay Cutler	0.5
vs. St. Louis, 11/8/15	Nick Foles	0.5
at Tennessee, 9/11/16	Marcus Mariota	1.0
vs. Green Bay, 9/18/16	Aaron Rodgers	1.0
at Carolina, 9/25/16	Cam Newton	1.0
vs. Chicago, 1/1/17	Matt Barkley	1.0
vs. Detroit, 10/1/17	Matthew Stafford	1.0
vs. Green Bay, 10/15/17	Brett Hundley	0.5
vs. Cleveland (UK), 10/29/17	DeShone Kizer	1.0
at Carolina, 12/10/17	Cam Newton	1.0
Total		20.0

2013 Started 15 games...Part of NYC defense that ranked #12 in the NFL in total defense...Posted career-high 10 tackles at Carolina (9/22)...Notched 7 tackles and a sack against eventual Super Bowl champion vs. Seattle (12/15)...Missed 1 game with injury, inactive vs. Philadelphia (10/6)...Notched sack in a game at Philadelphia (10/27) when he caught Matt Barkley...Shared sack on Cowboys QB Tony Romo at Dallas (9/8).

2012 Started all 16 games for 1st time in career...Ranked 5th on team with 72 tackles...Notched career-high 4.0 sacks...Posted career-best 2.0 sacks at Dallas (10/28)

2011 Moved into full-time starter role with 15 starts and played in 16 games...Opened all 4 playoff games en route to Super Bowl XLVI title...Had career-high 9 solo tackles vs. Green Bay (12/4)...Had a tackle and TFL in Super Bowl...Had 3 tackles each in opening 3 playoff games of run to the title...Notched 1st career sack on Dolphins QB Matt Moore vs. Miami (10/30/11).

2010 Saw time in 6 games as a rookie, inactive for 10...Had season-best 5 solo stops at Green Bay (12/26)...Played in 1st NFL game vs. Chicago (10/3).

COLLEGE Started 27 of his 41 career games at ECU, opening 9 at NT and 18 at RDE...Earned 1st-Team All-Conference USA as a senior in 2009...Earned Honorable Mention All-Conference USA as a junior...Scored a rushing TD in 2009 for the Pirates on a 1-yard carry.

PREP Twice named Class AAA All-State and lettered 4 times in football...Earned state title in weightlifting as a junior...Competed in shot put and discus as team advanced to state meet...Holds the school record in the shot put and discus.

CENTURY CLUB

According to coaches stats, Linval Joseph registered career highs in tackles (100) and sacks (4, tied) in 2016, becoming just the 5th DT in franchise history, and 1st since Henry Thomas in 1991, to total at least 100 tackles and 4.0 sacks in a season. Alan Page accomplished the feat a team-record 6 times from 1972-77.

VIKINGS DTs WITH 100+ TACKLES AND 4.0+ SACKS IN A SEASON

PLAYER	SEASONS	YEARS
Alan Page	6	1972-77
James White	2	1980-81
Charlie Johnson	1	1984
Henry Thomas	2	1990-91
Linval Joseph	1	2016

INTERIOR FORCE

Linval Joseph was a dominant force on the Vikings defense in 2016, ranking 2nd in total tackles (77) and 3rd in solo stops (37) among interior defensive linemen in the NFL, according to league statistics. Joseph continued that success in 2017, ranking 2nd in total tackles (68) and solo tackles (38)

TOTAL TACKLES / NFL DTs / 2017

RK	PLAYER (TEAM)	TOTAL TACKLES
1.	Damon Harrison (NYC)	76
2.	Linval Joseph (Min)	68
3.	Jurrell Casey (TEN)	60
4t.	Michael Brockers (LAR)	55
4t.	Kenny Clark (GB)	55
4t.	Grady Jarrett (ATL)	55

SOLO TACKLES / NFL DTs / 2017

RK	PLAYER (TEAM)	SOLO TACKLES
1.	Jurrell Casey (TEN)	40
2.	Linval Joseph (Min)	38
3.	Bennie Logan (KC)	34
4.	Michael Pierce (BAL)	32

JOSEPH'S VIKINGS CAREER GAME-BY-GAME (*starts)

2014.....U	A	T	TFL	SK	QH	FF	FR	INT	PD	2016.....U	A	T	TFL	SK	QH	FF	FR	INT	PD
at STL - 9/7*5	1	6	1	1.0	4	0	0	0	0	at TN - 9/11*2	6	8	1	1.0	2	1	0	0	0
vs. NE - 9/14*1	3	4	0	0.0	1	0	0	0	0	vs. GB - 9/18*5	3	8	3	1.0	5	0	0	0	0
at NO - 9/21*3	0	3	1	0.0	2	0	0	0	0	at CAR - 9/25*2	5	7	1	1.0	3	0	0	0	0
vs. ATL - 9/28*5	1	6	0	0.0	2	0	0	0	0	vs. NYG - 10/3*2	1	3	0	0.0	1	0	0	0	0
at GB - 10/2*3	2	5	0	0.0	0	0	0	0	0	vs. HOU - 10/9*4	2	6	0	0.0	4	0	0	0	0
vs. DET - 10/12*2	6	8	1	0.5	6	0	0	0	0	at PHI - 10/23*1	5	6	0	0.0	0	0	0	0	0
at BUF - 10/19*1	1	2	1	1.0	1	0	0	0	0	at CHI - 10/31*5	1	6	1	0.0	2	0	0	0	0
at TB - 10/26*3	2	5	0	0.0	1	0	0	0	0	vs. DET - 11/6*2	3	5	0	0.0	1	0	0	0	0
vs. WAS - 11/2*1	1	2	0	0.0	2	0	0	0	0	at WAS - 11/13* ...3	3	6	0	0.0	5	1	0	0	0
at CHI - 11/16*3	1	4	0	0.0	0	0	0	0	0	vs. ARI - 11/20*4	3	7	0	0.0	0	0	0	0	0
vs. GB - 11/23*3	4	7	1	0.0	0	0	0	0	0	at DET - 11/24*1	1	2	0	0.0	2	0	0	0	0
vs. CAR - 11/30* ...3	1	4	1	0.0	1	0	0	0	1	vs. DAL - 12/1*3	2	5	0	0.0	3	0	0	0	0
vs. NYJ - 12/7*2	0	2	0	0.0	0	0	0	0	0	at JAX - 12/11*2	3	5	0	0.0	1	0	0	0	0
at DET - 12/14*4	2	6	0	0.0	2	0	0	0	0	vs. IND - 12/18*8	7	15	0	0.0	2	0	0	0	0
at MIA - 12/21*4	2	6	0	0.0	4	0	0	0	0	at GB - 12/24*2	2	4	0	0.0	3	0	0	0	0
vs. CHI - 12/28*1	2	3	1	0.5	1	0	0	0	0	vs. CHI - 1/1/17* ...2	5	7	1	1.0	2	1	0	0	0
2014...GP/GS: 16/16...44	29	73	7	3.0	27	0	0	0	1	2016...GP/GS: 16/16...48	52	100	7	4.0	36	3	0	0	0

2015.....U	A	T	TFL	SK	QH	FF	FR	INT	PD
at SF - 9/14*1	4	5	0	0.0	1	0	0	0	0
vs. DET - 9/20*4	1	5	1	0.0	4	0	0	0	0
vs. SD - 9/27*2	2	4	0	0.0	2	0	0	0	0
at DEN - 10/4*2	2	4	2	0.0	2	0	0	0	1
vs. KC - 10/18*3	1	4	1	0.0	1	0	0	0	0
at DET - 10/25*5	1	6	0	0.0	2	0	0	0	0
at CHI - 11/1*3	4	7	1	0.0	3	0	0	0	0
vs. STL - 11/8*5	3	8	3	0.5	4	0	0	0	0
at OAK - 11/15*5	4	9	0	0.0	4	1	0	0	0
vs. GB - 11/22*7	2	9	0	0.0	3	0	0	0	0
at ATL - 11/29*3	2	5	0	0.0	0	0	0	0	0
vs. SEA - 12/6INACTIVE									
at AZ - 12/10INACTIVE									
vs. CHI - 12/20INACTIVE									
vs. NYG - 12/27* ...3	2	5	0	0.0	0	0	0	0	1
at GB - 1/3/16INACTIVE									
2015...GP/GS: 12/12...43	28	71	8	0.5	26	1	0	0	2
PLAYOFFS									
vs. SEA - 1/10/16* ...4	2	6	0	0.0	1	0	0	0	0

2017.....U	A	T	TFL	SK	QH	FF	FR	INT	PD
vs. NO - 9/11*4	2	6	0	0.0	3	0	0	0	0
at PIT - 9/17*6	2	8	0	0.0	5	0	0	0	0
vs. TB - 9/24*2	1	3	0	0.0	2	0	0	0	0
vs. DET - 10/1*7	4	11	1	1.0	1	0	0	0	0
at CHI - 10/9*6	1	7	0	0.0	0	0	1	0	0
vs. GB - 10/15*1	4	5	2	0.5	4	0	0	0	0
vs. BAL - 10/22* ...3	3	6	1	0.0	3	0	0	0	0
at CLE - 10/29*2	1	3	1	1.0	3	0	0	0	0
at WAS - 11/12* ...3	3	6	0	0.0	3	0	0	0	0
vs. LAR - 11/19* ...2	2	4	0	0.0	0	0	0	0	0
at DET - 11/23*4	1	5	0	0.0	0	0	0	0	0
at ATL - 12/3*1	2	3	0	0.0	2	0	0	0	0
at CAR - 12/10*8	2	10	1	1.0	2	0	0	0	0
vs. CIN - 12/17* ...3	1	4	0	0.0	1	0	0	0	0
at GB - 12/23*4	2	6	0	0.0	2	0	0	0	0
vs. CHI - 12/31*2	4	6	0	0.0	7	0	0	0	0
2017...GP/GS: 16/16...58	35	93	6	3.5	38	0	1	0	0
2017 PLAYOFFS									
vs. NO - 1/14/18* ...5	4	9	1	0.0	1	0	0	0	0
at PHI - 1/21/18* ...3	2	5	1	0.0	2	0	0	0	0
2017GP/GS: 2/2.....8	6	14	2	0.0	3	0	0	0	0

SUPER MEN

Linval Joseph's veteran leadership shows on the field and in the locker room. One of the reasons is he speaks from having the experience of reaching the ultimate goal and hoisting the Lombardi Trophy. Joseph was a starter on the 2011 NY Giants squad that topped New England for the Super Bowl XLVI title in Indianapolis, a game where he had a tackle and tackle for a loss.

VIKINGS WITH SUPER BOWL EXPERIENCE

PARTICIPANT, TEAM.....	SUPER BOWL
Mike Zimmer, Dallas (coach)	XXX vs. Pittsburgh
Jerry Gray, Tennessee (coach)	XXXIV vs. St. Louis
Adam Zimmer, New Orleans (coach)	XLIV vs. Indianapolis
Linval Joseph, NY Giants (player)	XLVI vs. New England
Mark Ureyama, San Francisco (coach)	XLVII vs. Baltimore
Clancy Barone, Denver (coach).....	XLVIII vs. Seattle
.....	50 vs. Carolina
Mike Remmers, Carolina (player)	50 vs. Denver
Tom Compton, Atlanta (player)	LI vs. New England
Josh Andrews, Philadelphia (player, PS)...	LII vs. New England
John DeFilippo, Philadelphia (coach)	LII vs. New England



27

JAYRON KEARSE

POSITION: Safety
HEIGHT/WEIGHT: 6-4/215
DOB: 2-11-94
HOMETOWN: Fort Myers, FL

COLLEGE: Clemson
ACQUIRED: D7b (#244) 2016
NFL SEASON: 3
VIKINGS SEASON: 3

2017 GP/GS 15/0 **Career GP/GS** 31/1 **Playoffs GP/GS** 2/0

• Nephew of former NFL standout DE Jevon Kearse.
 • Played on youth football teams in South Florida with future Clemson and Vikings teammate Mackensie Alexander.

OFF THE FIELD Related to former NFL players DE Jevon Kearse (uncle) and CB Phillip Buchanon (cousin), both 1st-round selections...Majored in communication studies at Clemson...Has a daughter, Ja'riah...First name is pronounced JAY-ron.

PRO Selected in the 7th round (#244) of the 2016 NFL Draft after declaring after his junior year...Has appeared in 31 games with 1 start in his 1st 2 seasons, contributing mostly on special teams...Clemson's 9 players drafted in 2016 trailed only Ohio State's 12.

2017 Appeared in 15 games contributing mostly on special teams, tallying 14 special teams tackles, 4th-most on the team...Made a ST tackle in the Vikings playoff win vs. New Orleans (1/14)...Wrapped up 3 tackles (2 solo) and his 1st career TFL vs. Cincinnati (12/17) to help win the AFC North title...Contributed a career-high 2 special teams tackles at Washington (11/12)...Tallied a special teams tackle vs. Cleveland (10/29) at Twickenham Stadium in London, England as a part of the NFL's International Series...Inactive for the 1st time in his career at Chicago (10/9) due to a groin injury.

2016 Saw action in all 16 games (1 start), totaling 7 tackles (1 solo) on defense and 6 stops (3 solo) and 1 FR on special teams...Tallied 1 special teams tackle and recovered a muffed punt, seeing limited action on defense, vs. Chicago (1/1/17)...Subbed for an injured Andrew Sendejo and recorded his 1st career defensive statistics, 6 tackles (1 solo), at Philadelphia (10/23)...Tallied 1 special teams tackle in his NFL debut at Tennessee (9/11).

KEARSE'S NFL TOTALS

Year	GP/GS	Tackles			Sacks	INTs	PD	TFL	QBH	FF/FR	Special Teams
		Solo	Asst.	Total							
2016 (Min).....	16/1	1	6	7	0.0	0	0	0	0	0/0	6
2017 (Min).....	15/0	2	1	3	0.0	0	0	1	0	0/0	14
Playoffs.....	2/0	0	0	0	0.0	0	0	0	0	0/0	0
Totals	31/1	3	7	10	0.0	0	0	1	0	0/0	22
Playoffs.....	2/0	0	0	0	0.0	0	0	0	0	0/0	1

SINGLE-GAME CAREER HIGHS

Tackles 6..... at Philadelphia, 10/23/16
 Solo Tackles 2..... vs. Cincinnati, 12/17/17
 Special Teams Tackles 2..... at Washington, 11/12/17

COLLEGE A 2-year starter at SS, appearing in 40 games with 29 starts at Clemson...Earned 1st-team All-American honors from the AP in 2015, totaling 87 tackles, 6.5 TFL, 1 INT and 8 PD...Shared Player of the Game honors after setting a career-best with 3 TFL vs. Georgia Tech (10/10/15)...Had 10 tackles in the Capital One Orange Bowl vs. Oklahoma (12/31/15)...Recorded 3 tackles in the National Championship Game against Alabama (1/11/16)...Had 67 tackles, 5 TFL, 3.0 sacks, 2 INTs and 7 PD in 2014...Collected 4 tackles and 1 INT at #1 Florida State (9/20/14)...Had 4 tackles and 1 FR in the Russell Athletic Bowl vs. Oklahoma (12/29/14)...Totaled 55 tackles, 0.5 TFL and a career-high 4 INTs in 2013...Had 9 tackles and a key INT vs. Ohio State (1/13/14) in the Orange Bowl.

PREP Was rated the #16 athlete in the nation by Rivals.com...Named the area Defensive Player of the Year at South Fort Myers HS...Helped his team to an 11-2 record as a senior...Scored 10 total TDs on offense as a senior...Had 1,600 rushing yards and 17 TDs as a junior...Attended the same HS as Bills WR Sammy Watkins, who also played at Clemson...Played in the Offense-Defense Bowl in Houston.

KEARSE'S CAREER GAME-BY-GAME (*starts)

2016.....U	A	T	TFL	SK	QH	FF	FR	INT	PD
at TN - 9/11.....0	0	0	0	0.0	0	0	0	0	0
vs. GB - 9/18.....0	0	0	0	0.0	0	0	0	0	0
at CAR - 9/25.....0	0	0	0	0.0	0	0	0	0	0
vs. NYG - 10/3.....0	0	0	0	0.0	0	0	0	0	0
vs. HOU - 10/9.....0	0	0	0	0.0	0	0	0	0	0
at PHI - 10/23.....1	5	6	0	0.0	0	0	0	0	0
at CHI - 10/31*.....0	1	1	0	0.0	0	0	0	0	0
vs. DET - 11/6.....0	0	0	0	0.0	0	0	0	0	0
at WAS - 11/13.....0	0	0	0	0.0	0	0	0	0	0
vs. ARI - 11/20.....0	0	0	0	0.0	0	0	0	0	0
at DET - 11/24.....0	0	0	0	0.0	0	0	0	0	0
vs. DAL - 12/1.....0	0	0	0	0.0	0	0	0	0	0
at JAX - 12/11.....0	0	0	0	0.0	0	0	0	0	0
vs. IND - 12/18.....0	0	0	0	0.0	0	0	0	0	0
at GB - 12/24.....0	0	0	0	0.0	0	0	0	0	0
vs. CHI - 1/1/17.....0	0	0	0	0.0	0	0	0	0	0
2016 TOTALS.....1	6	7	0	0.0	0	0	0	0	0
2016...GP/GS: 16/1....1	6	7	0	0.0	0	0	0	0	0

2017.....U	A	T	TFL	SK	QH	FF	FR	INT	PD
vs. NO - 9/11.....0	0	0	0	0.0	0	0	0	0	0
at PIT - 9/17.....0	0	0	0	0.0	0	0	0	0	0
vs. TB - 9/24.....0	0	0	0	0.0	0	0	0	0	0
vs. DET - 10/1.....0	0	0	0	0.0	0	0	0	0	0
at CHI - 10/9.....INACTIVE									
vs. GB - 10/15.....0	0	0	0	0.0	0	0	0	0	0
vs. BAL - 10/22.....0	0	0	0	0.0	0	0	0	0	0
at CLE - 10/29.....0	0	0	0	0.0	0	0	0	0	0
at WAS - 11/12.....0	0	0	0	0.0	0	0	0	0	0
vs. LAR - 11/19.....0	0	0	0	0.0	0	0	0	0	0
at DET - 11/23.....0	0	0	0	0.0	0	0	0	0	0
at ATL - 12/3.....0	0	0	0	0.0	0	0	0	0	0
at CAR - 12/10.....0	0	0	0	0.0	0	0	0	0	0
vs. CIN - 12/17.....2	1	3	1	0.0	0	0	0	0	0
at GB - 12/23.....0	0	0	0	0.0	0	0	0	0	0
vs. CHI - 12/31.....0	0	0	0	0.0	0	0	0	0	0
2017...GP/GS: 15/10....2	1	3	1	0	0	0	0	0	0
2017 NFL PLAYOFFS									
vs. NO - 1/14/18.....0	0	0	0	0.0	0	0	0	0	0
at PHI - 1/21/18.....0	0	0	0	0.0	0	0	0	0	0

VIKINGS MAKE THEIR MARKS ON NFL RECORD BOOK

Since the team's inception in 1961, many Vikings have found themselves at or near the top of the record books. Below is a compilation of NFL records and where notable Vikings stand.

RECEIVING YARDS GAINED, CAREER

RK	WR.....Yards
1	Jerry Rice, 1985-2004.....22,895
2	Terrell Owens, 1996-2010.....15,934
3	Randy Moss, 1998-2012.....15,292

MOST SEASONS 1,000+ RECEIVING YARDS

RK	WR.....SEASONS
1	Jerry Rice, 1985-2004.....14
2	Randy Moss, 1998-2012.....10
3	Tim Brown, 1988-2004.....9

MOST GAMES 100+ RECEIVING YARDS

RK	WR.....Games
1	Jerry Rice, 1985-2004.....76
2	Randy Moss, 1998-2012.....64
3	Marvin Harrison, 1996-2008.....59

MOST RECEIVING TDS, CAREER

RK	WR.....TDs
1	Jerry Rice, 1985-2004.....197
2	Randy Moss, 1998-2012.....156
3	Terrell Owens, 1996-2010.....153

HIGHEST COMPLETION %, SINGLE SEASON

RK	QB (Season, Team).....Percentage
1	Drew Brees (2017, NO).....72.0
2	Sam Bradford (2016, Min).....71.6
3	Drew Brees (2011, NO).....71.2

HIGHEST COMPLETION %, SINGLE SEASON - ROOKIE

RK	QB (Season, Team).....Percentage
1	Ben Roethlisberger (2004, Pit).....66.44
2	Robert Griffin III (2012, Was).....65.65
3	Teddy Bridgewater (2014, Min).....64.43

MOST RECEIVING TOUCHDOWNS, ROOKIE, SINGLE SEASON

RK	WR (Season, Team).....Touchdowns
1	Randy Moss (1998, Min).....17
2	Bill Howton (1952, GB).....13
3	John Jefferson (1978, SD).....13

MOST RECEIVING YARDS GAINED, ROOKIE SEASON

RK	WR (Season, Team).....Yards
1	Bill Groman (1960, Hou).....1,473
2	Anquan Boldin (2003, Ari).....1,377
3	Randy Moss (Min, 1998).....1,313

MOST RUSHING YARDS GAINED, SINGLE SEASON

RK	RB (Season, Team).....Yards
1	Eric Dickerson (1984, LA Rams).....2,105
2	Adrian Peterson (2012, Min).....2,097
3	Jamal Lewis (2003, Bal).....2,066

MOST RUSHING YARDS GAINED, SINGLE GAME

RK	RB (Opponent).....Yards
1	Adrian Peterson (vs. San Diego, 11/4/2007).....296
2	Jamal Lewis (vs. Cleveland, 9/14/2003).....295
3	Jerome Harrison (vs. Kansas City, 12/20/2009).....286

MOST INTERCEPTIONS, CAREER

RK	Player.....INTs
1	Paul Krause, 1964-1979.....81
2	Emlen Tunnell, 1948-1961.....79
3	Rod Woodson, 1987-2003.....71

MOST OPPONENTS' FUMBLES RECOVERED, CAREER

RK	Player.....FRs
1	Jim Marshall, 1960-1979.....29
1t	Jason Taylor, 1997-2011.....29
3	Rickey Jackson, 1981-1995.....28

MOST OPPONENTS' FUMBLES RECOVERED, SEASON

RK	Player.....FRs
1	Don Hultz (1963, Min).....9
2	Joe Schmidt (1955, Det).....8
3	Alan Page (1970, Min) and 3 others.....7

MOST CONSECUTIVE GAMES PLAYED, CAREER

RK	Player.....Games
1	Jeff Feagles, 1988-2009.....352
2	Brett Favre, 1991-2010.....299
3	Jim Marshall, 1960-1979.....282

MOST CONSECUTIVE SEASONS, 10+ SACKS

RK	Player.....Seasons
1	Reggie White, 1985-1993.....9
2	John Randle, 1992-99.....8
3	Jared Allen, 2007-2013, and 3 others.....7



54

ERIC KENDRICKS

POSITION: Linebacker
HEIGHT/WEIGHT: 6-0/232
DOB: 2-29-92
HOMETOWN: Fresno, CA

COLLEGE: UCLA
ACQUIRED: D2 (#45) 2015
NFL SEASON: 4
VIKINGS SEASON: 4

2017 GP/GS	Career GP/GS	Playoff GP/GS
16/16	45/41	3/3

• Has led Vikings in tackles in 3 straight seasons to start his career. His 87 solo tackles, 49 assisted tackles, 136 total tackles and 13 QBH in 2017 all set career-highs.

• The 2nd Vikings rookie to lead team in tackles in team history and the 1st since 1961 expansion season when Rip Hawkins led the club.

• T-2nd most career INT Return TDs (2) in team history by a LB, trailing only Rip Hawkins (3)

OFF THE FIELD Earned his degree in political science... Father, Horace, was a RB at UCLA and went on to play in the Canadian Football League...Brother, Mychal, attended California and was drafted by the Philadelphia Eagles in the 2nd round (#46 overall) in the 2012 NFL Draft, 1 pick lower than younger brother Eric would go 3 years later...Named to the Athletic Director's Honor Roll each year from 2011-14... "Leap Year" baby born on 2/29/92 in Clovis, CA...1 of 8 siblings.

HONORS Named NFC Defensive Player of the Week for game at Tennessee (9/11/16)...Named to PFWA All-Rookie Team for 2015...Earned NFC Defensive Rookie of the Month for October 2015.

PRO Started all 16 games for the league's #1-ranked scoring and yards defense in 2017...Became the 2nd player and 1st LB in team history to record at least 10 TFL and 10 PD in the same season, after recording 126 tackles (86 solo), 10 TFL, 2.5 sacks, 4 QBHs, 1 FF, 1 FR, 1 INT and 11 PD in 2016...Scored his 1st-career TD, returning an INT 77 yards, at Tennessee (9/11/16)... Paired with DE Danielle Hunter (24-yard FR-TD) to mark the 6th time in team history TDs were scored by INT and fumble return in a game...Took over regular starting role for Vikings at MLB as a rookie in 2015...Became the 2nd Vikings rookie to lead team in tackles when he posted 105 in 2015 (Rip Hawkins, 1961)...Selected in the 2nd Round with the #45 overall pick in 2015 NFL Draft...College roommate and teammate of 2014 1st-round selection, Anthony Barr.

2017 Led the team with a career-high 136 tackles, starting all 16 games for the 1st time in his career for the #1 defense in the NFL...Registered 6 solo tackles and 2 PD at Philadelphia (1/21/18)...Had a team-high 10 tackles (7 solo) and 2 QBH in the Vikings Divisional Round win vs. New Orleans (1/14/18)... Made 8 tackles (5 solo) and a PD at Green Bay (12/23) as the Vikings shutout the Packers at Lambeau for the 1st time ever... Led the team with 6 tackles (4 solo), a TFL and his 2nd career INT which he returned 31 yards for his 2nd career INT TD vs. Cincinnati (12/17) to clinch the NFC North for the 2nd time in 3 seasons...Totalled 10 tackles (6 solo) at Carolina (12/10) for his 7th double-digit tackle game in 2017, also added 2 QBH...Led the team with 11 solo tackles, his 6th game this season with double-digit tackles, which pushes his season total over the century mark for the 3rd straight season, and a PD at Atlanta (12/3)...Recorded a career-high 4 QBH at Detroit (11/23) on Thanksgiving Day while also tallying 3 tackles (1 solo)...Led the team in tackles for the 3rd consecutive week, totaling 13 tackles (8 solo) with a TFL, 2 QBH and 2 passes defended vs. Cleveland (10/29) at Twickenham Stadium in London, England as a part of the NFL's International Series...Led the team with 13 tackles, tying a career-high (11 solo) and 4 TFL, also tying a career-high, vs. Baltimore (10/22)...Posted a team-high 11 tackles (9 solo) and a PD vs. Green Bay (10/15)...Compiled 9

tackles (5 solo), his 1st sack of the season along with 2 TFL and 2 QBH vs. Detroit (10/1)...Led the team with 13 total tackles (6 solo) at Pittsburgh (9/17).

2016 Totaled a career-high 126 tackles (86 solo) - including 49 in the final 4 games of the season - 10 TFL, 2.5 sacks, 4 QBHs, 1 FF, 1 FR, 1 INT and 11 PD...Became the 2nd Viking and 1st LB in team history to record at least 10 TFL and 10 PD in the same season...Matched a career high with 13 tackles (8 solo), adding 1 TFL and 1 QBH, vs. Chicago (1/1/17)...Registered career highs in tackles (13, tied), sacks (2.5) and TFL (4), adding 3 QBHs, at Green Bay (12/24)...Tied for 2nd among LBs in franchise history with his 2.5 sacks against the Packers...Led Minnesota's LBs with 12 tackles, reaching the 100-tackle mark for the 2nd time in his career, vs. Indianapolis (12/18)...Totalled a team-high 11 tackles, 1 TFL and 1 PD at Jacksonville (12/11)... Tallied 8 tackles and recovered a WR Lucky Whitehead fumble forced by DE Everson Griffen vs. Dallas (12/1)...Recorded 5 tackles, including 1 TFL, and 1 PD vs. Arizona (11/20)...Tabbed 1 tackle and 1 PD before leaving the game with a hip injury in the 1st quarter at Washington (11/13)...Inactive (concussion) vs. Detroit (11/6)...Notched a game-high 9 tackles at Chicago (10/31)...Led the team with 12 tackles at Philadelphia (10/23)... Competed against his brother, Eagles LB Mychal Kendricks, for just the 2nd time and 1st since college when Eric's UCLA Bruins played Mychal's Cal Bears...Led Vikings LBs with 8 tackles, adding 1 PD, at NY Giants (10/3)...Posted 5 stops, including 1 TFL, 1 FF (recovered by S Andrew Sendejo) and 1 PD vs. Green Bay (9/18)...Scored his 1st-career TD, returning an INT 77 yards, to give the Vikings its 1st lead of the day in the season opener at Tennessee (9/11)...Paired with DE Danielle Hunter (24-yard FR-TD) to mark the 6th time in team history TDs were scored by INT and fumble returns in a single game...Also posted 7 tackles, including 1 TFL, against the Titans en route to winning NFC Defensive Player of the Week.

2015 Stepped into starting role early in rookie campaign and went on to lead team in tackles with 105, the 2nd time in team history a rookie led the team in stops...Honored in postseason with spot on the PFWA/PFW All-Rookie Team...Selected as NFC Defensive Rookie of the Month for October 2015 when he had 25 tackles and 4 sacks in a 3-game span...Tied for 2nd in Vikings history with 4.0 sacks by a rookie LB and ranks tied for 4th in club history for starts by a rookie LB...Helped

BIG PLAY 'BACKER

Eric Kendricks has established himself as a defensive leader of the Vikings in his opening 3 seasons is making a mark in the club's record book as well.

VIKINGS CAREER INTERCEPTION RETURN TDs BY LINEBACKERS

PLAYER, SEASONS	INT TDs
Rip Hawkins, 1961-65	3
Eric Kendricks, 2015-17	2
Chad Greenway, 2006-16	2
Mike Merriweather, 1989-92	2

VIKINGS CONSECUTIVE SEASONS LEADING TEAM IN TACKLES

PLAYER	SEASONS
Scott Studwell	6, 1980-85
Chad Greenway	6, 2008-13
Rip Hawkins	4, 1961-64
Eric Kendricks	3, 2015-17
Jack Del Rio	3, 1992-94
Ed McDaniel	3, 1997-99

Vikings to an 11-5 mark and NFC North title...Part of rookie group that tied a team record by starting 6 players in a game when Kendrick joined T.T.J. Clemmings, WR Stefan Diggs, LB Edmond Robinson, CB Trae Wayne and S Anthony Harris in the starting lineup at Arizona (12/10)...Notched season-best 13 tackles vs. Kansas City (10/18)...Had season-high 2.0 sacks at Detroit...Took over starting duties at MLB at Denver (10/4), a narrow 23-20 loss, and notched 1st career sack when he hauled down future Hall of Famer Peyton Manning...Missed 2 games, vs. St. Louis (11/8) and at Oakland (11/15) with injury... Had 3-game streak with a sack - at Denver, vs. Kansas City and at Detroit.

COLLEGE All-time leading tackler in UCLA history with 481 tackles...Started 42 career games for the Bruins...Became UCLA's 1st Butkus Award winner in 2014...Won the Lott IMPACT Trophy, the 2nd straight season a Bruin won that award (Anthony Barr, 2013)...Earned All-American praise as a senior... Led UCLA in tackles each season from 2012-14...INT return for TD vs. Virginia, 3rd TD of his career...Co-Captain in 2014...

KENDRICK'S NFL TOTALS

Year.....	GP/GS	Tackles			Sacks	INTs	PD	TFL	QBH	FF/FR
		Solo	Asst.	Total						
2015 (Min).....	14/11	80	25	105	4.0	0	2	11	9	0/0
Playoffs.....	1/1	4	4	8	0.0	0	2	0	0	0/0
2016 (Min).....	15/14	86	40	126	2.5	1	11	10	4	1/1
2017 (Min).....	16/16	87	49	136	1.0	1	8	9	13	0/0
Playoffs.....	2/2	13	3	16	0.0	0	4	0	2	0/0
Totals	45/41	253	114	367	7.5	2	21	30	26	1/1
Playoffs.....	3/3	17	7	24	0.0	0	4	0	2	0/0

SINGLE-GAME CAREER HIGHS

Tackles.....13..... 5x, last vs. Cleveland, 10/29/17
Solo Tackles.....11..... 2x, last vs. Baltimore, 10/22/17
Sacks.....2.5..... at Green Bay, 12/24/16
Tackles for Loss.....4.0..... 2x, last vs. Baltimore, 10/22/17
QB Hurries.....4..... 2x, last at Detroit, 11/23/17
Passes Defensed.....2..... 3x, last vs. Cleveland, 10/29/17
Interception.....1..... 2x, last vs. Cincinnati, 12/17/17
Long INT Return.....77t..... at Tennessee, 9/11/16
INT Return TDs.....1..... 2x, last vs. Cincinnati, 12/17/17
Forced Fumble.....1..... vs. Green Bay, 9/18/16
Fumble Recovery.....1..... vs. Dallas, 12/1/16

Presented at team banquet with Best Leadership Award, Heart Award and Most Valuable Player Award...Co-Captain in 2013, earning honorable mention all-conference and all-academic team...Started all 14 games as a sophomore and earned honorable mention All-Pac-12 and academic all-conference as sophomore...Started 3 of his 14 contests as a freshman and ranked 2nd on the team in tackles (76), earning the Bruins Rookie of the Year award...Honorable mention as freshman All-American and Pac-12 all-academic team...Took a redshirt in 2010 and was named the team's Outstanding Scout Team Player.

PREP 3-year letter winner at Herbert Hoover HS in Fresno, CA...Saw action at LB, QB, RB, K and P...Served as team captain during his junior and senior seasons...Notched 117 tackles and 2 INTs as a senior...Scored 14 TDs on offense...Named 1st-Team All-League defense by the Fresno Bee during junior and senior campaigns...Standout in basketball and baseball... Team captain and 1st-Team All-League in 2009 in basketball... 1st-Team All-League in 2009-10 in baseball...Named 2010 Male Tri-Athlete of the Year at Herbert Hoover HS.

KENDRICK'S INTERCEPTION

GAME	QB	INT (YDS)
@ Tennessee, 9/11/16	Marcus Mariota	1 (77t)
vs. Cincinnati, 12/17/17	Andy Dalton	1 (31t)

KENDRICK'S TOUCHDOWN

GAME	PLAY
@ Tennessee, 9/11/16	77 INT
vs. Cincinnati, 12/17/17	31 INT

KENDRICK'S SACKS

GAME	QB	SACK
@ Denver, 10/4/15	Peyton Manning	1.0
vs. Kansas City, 10/18/15	Alex Smith	1.0
@ Detroit, 10/25/15	Matthew Stafford	2.0
@ Green Bay, 12/24/16	Aaron Rodgers	2.5
vs. Detroit, 10/1/17	Matthew Stafford	1.0
Total.....		7.5



Vikings LB Eric Kendrick pictured at the team's Team Up To Give Back volunteer day during the 2018 offseason. The entire Minnesota Vikings team split into 3 groups to visit 3 separate local schools where Vikings and students partook in physical activity and the team gave away grade-appropriate books in backpacks to more than 1,600 students.

KENDRICKS' CAREER GAME-BY-GAME (*starts)

2015.....U	A	T	TFL	SK	QH	FF	FR	INT	PD	2017.....U	A	T	TFL	SK	QH	FF	FR	INT	PD
at SF - 9/14.....1	0	1	0	0.0	0	0	0	0	0	vs. NO - 9/11*.....5	4	9	0	0.0	1	0	0	0	1
vs. DET - 9/20.....3	2	5	0	0.0	0	0	0	0	0	at PIT - 9/17*.....6	7	13	0	0.0	0	0	0	0	0
vs. SD - 9/27.....8	1	9	0	0.0	0	0	0	0	0	vs. TB - 9/24*.....2	2	4	0	0.0	0	0	0	0	1
at DEN - 10/4 *....4	1	5	1	1.0	1	0	0	0	0	vs. DET - 10/1*.....5	4	9	2	1.0	2	0	0	0	0
vs. KC 10/18 *.....11	2	13	1	1.0	1	0	0	0	2	at CHI - 10/9*.....5	3	8	0	0.0	0	0	0	0	1
at DET - 10/25 *...6	1	7	3	2.0	4	0	0	0	0	vs. GB - 10/15*.....9	2	11	0	0.0	0	0	0	0	1
at CHI - 11/1 *.....9	1	10	1	0.0	0	0	0	0	0	vs. BAL - 10/22*..11	2	13	4	0.0	0	0	0	0	0
vs. STL - 11/8.....INACTIVE										at CLE - 10/29*...8	5	13	1	0.0	2	0	0	0	2
at OAK - 11/15.....INACTIVE										at WAS - 11/12*...7	3	10	1	0.0	0	0	0	0	0
vs. GB - 11/22 *...5	3	8	1	0.0	0	0	0	0	0	vs. LAR - 11/19*...1	3	4	0	0.0	2	0	0	0	0
at ATL - 11/29 *...5	2	7	1	0.0	0	0	0	0	0	at DET - 11/23*....1	2	3	0	0.0	4	0	0	0	0
vs. SEA - 12/6 *...3	4	7	0	0.0	1	0	0	0	0	at ATL - 12/3*.....11	0	11	0	0.0	0	0	0	0	1
at AZ - 12/10 *...7	3	10	0	0.0	0	0	0	0	0	at CAR - 12/10*...6	4	10	0	0.0	2	0	0	0	0
vs. CHI - 12/20 *..6	1	7	0	0.0	0	0	0	0	0	vs. CIN - 12/17*....4	2	6	1	0.0	0	0	0	1	1
vs. NYG - 12/27 *..5	2	7	0	0.0	0	0	0	0	0	at GB - 12/23*.....5	3	8	0	0.0	0	0	0	0	1
at GB - 1/3/16 *...7	2	9	3	0.0	2	0	0	0	0	vs. CHI - 12/31*....1	3	4	1	0.0	0	0	0	0	0
2015..GP/GS: 14/11...80	25	105	11	4.0	9	0	0	0	2	2017..GP/GS: 16/16...87	49	136	10	1.0	13	0	0	1	8
PLAYOFFS										2017 PLAYOFF									
vs. SEA - 1/10/16 *..4	4	8	0	0.0	0	0	0	0	2	vs. NO - 1/14/18*..7	3	10	0	0.0	2	0	0	0	2
2016.....U	A	T	TFL	SK	QH	FF	FR	INT	PD	at PHI - 1/21/18*..6	0	6	0	0.0	0	0	0	0	2
at TN - 9/11*.....5	2	7	1	0.0	0	0	0	1	1	2017...GP/GS: 2/2.....13	3	16	0	0.0	2	0	0	0	4
vs. GB - 9/18*.....3	2	5	1	0.0	0	1	0	0	2										
at CAR - 9/25*.....7	5	12	0	0.0	0	0	0	0	1										
vs. NYG - 10/3*.....6	2	8	0	0.0	0	0	0	0	1										
vs. HOU 10/9*.....5	0	5	0	0.0	0	0	0	0	2										
at PHI - 10/23*.....9	3	12	0	0.0	0	0	0	0	0										
at CHI - 10/31*.....7	2	9	0	0.0	0	0	0	0	0										
vs. DET - 11/6.....INACTIVE																			
at WAS - 11/13*....0	1	1	0	0.0	0	0	0	0	1										
vs. ARI - 11/20*....3	2	5	1	0.0	0	0	0	0	1										
at DET - 11/24.....4	1	5	1	0.0	0	0	0	0	0										
vs. DAL - 12/1*.....5	3	8	0	0.0	0	0	1	0	0										
at JAX - 12/11*.....9	2	11	1	0.0	0	0	0	0	1										
vs. IND - 12/18*....7	5	12	0	0.0	0	0	0	0	0										
at GB - 12/24*.....8	5	13	4	2.5	3	0	0	0	1										
vs. CHI - 1/1/17*...8	5	13	1	0.0	1	0	0	0	0										
2016..GP/GS: 15/14...86	40	126	10	2.5	4	1	1	1	11										

DENNIS GREEN HONORED WITH RING OF HONOR INDUCTION

The Vikings lost a member of the football family when former Head Coach Dennis Green passed away on July 22, 2016 at the age of 67. Green was with the Vikings from 1992-2001 and led a team that made 8 playoff appearances in his 10 seasons as head coach. The club advanced to the NFC Championship game in 1998 and 2000, but Green's impact was felt as much off the field as on it during his tenure. Green instituted "Community Tuesday" early in his coaching career with the Vikings and the concept spread NFL-wide as a weekly happening dedicated to giving back to communities that NFL franchises call home.

The Vikings will recognize Green's contributions to the franchise on September 23, 2018 vs. Buffalo when he is honored as the newest member of the Vikings Ring of Honor.

VIKINGS CAREER WINS

Bud Grant - 158

Dennis Green - 97

VIKINGS CONSECUTIVE WINNING SEASONS

Bud Grant - 6 (1973-78)

Dennis Green - 5 (1996-00)

"He coached his players hard but he also loved hard. He was a man who loved his family and promoted the value of family time. I learned many life traits from Denny Green and appreciate him as a coach, husband and father. He led by example and was a true asset to our team. I will always remember Denny as a great leader of men. I am deeply saddened by the news. May he rest in peace."

Jake Reed - former Vikings WR





12

TAVARRAS KING

POSITION: Wide Receiver
HEIGHT/WEIGHT: 6-1/192
DOB: 7-14-90
HOMETOWN: Mount Airy, GA

COLLEGE: Georgia
ACQUIRED: FA 2018
NFL SEASON: 5
VIKINGS SEASON: 1

2017 GP/GS

8/3-NYG

Career GP/GS

17/3 (2/0-TB, 15/3-NYG)

Playoffs GP/GS

1/0-NYG

• Has appeared in 15 games with 3 starts as a Giant over the past 2 seasons, appearing in 1 playoff game (at Green Bay, 1/8/17) posting a career-high 73 receiving yards and 1 TD on 3 receptions.

OFF THE FIELD

Studied arts and sciences at Georgia... Recipient of Jack Davis Honorary Football Scholarship as a Bulldog...Served as Play 60 Ambassador, adopting Thomas Jefferson Middle School in Teaneck, N.J., motivating students every week for a month to get active and play outside...Led a Play 60 clinic at Memorial Middle School in Woodland Park, N.J...Attended the Giants annual Jingle Jam holiday party for 600 New Jersey foster children, who received winter coats, clothes and athletic equipment...Unloaded turkeys at the Food Bank for NYC and Kitchen in Harlem...Attended the 2017 Giants Draft Party, thanking season ticket holders for their support.

PRO

Selected with the 161st pick overall in the 5th round of the 2013 NFL Draft by the Denver Broncos...Signed to a reserve/future contract by the Giants on Jan. 5, 2016 to spend the 2015-17 seasons with New York...Spent time previously with Denver, Carolina, Tampa Bay and Jacksonville...The former Georgia Bulldog made his NFL debut in 2014 with Tampa Bay, appearing in 2 games...Played in career-high 15 games with 3 starts in 2017 with the Giants...Scored career-high 2 receiving TDs from QB Eli Manning vs. Philadelphia (12/17/17), totaling 70 yards and a 57-yard reception...Signed with the Vikings in free agency on April 5, 2018.

2017

Appeared in 8 games with 3 starts...Tallied career-high 3 TDs in his 3rd season...Hauled in 240 yards on the season off of 18 receptions...Caught 3 passes for 33 yards and 1 TD vs. Los Angeles Rams (11/5)...Recorded a season-high 4 receptions at Oakland (12/3)...Scored a career-high 2 receiving TDs (13 and 57 yards) vs. Philadelphia (12/17/17).

KING'S NFL TOTALS

		RECEIVING					RUSHING				
Year	GP/GS	No.	Yds.	Avg.	Lg	TD	No.	Yds.	Avg.	Lg	TD
2014 (TB)	2/0	2	13	6.5	7	0	0	0	0	0	0
2016 (NYG)	7/0	2	50	25.0	44	0	0	0	0	0	0
Playoffs.....	1/0	3	73	24.3	41	1	0	0	0	0	0
2017 (NYG)	8/3	18	240	13.3	57t	3	2	3	1.5	11	0
Total	17/3	22	303	13.8	57t	3	2	3	1.5	11	0
Playoffs.....	1/0	3	73	24.3	41	1	0	0	0	0	0

SINGLE-GAME CAREER HIGHS

Receptions.....4.....at Oakland, 12/3/17
 Receiving Yards73.....vs. Green Bay, 1/8/17*
 Long Reception57t.....at Philadelphia, 12/17/17
 TD Receptions.....2.....at Philadelphia, 12/17/17
 Receptions.....5.....vs. Tampa Bay, 9/24/17
 Receiving Yards72.....vs. Tampa Bay, 9/24/17
 Long reception36.....vs. Tampa Bay, 9/24/17

2016 Played in 7 regular-season games and 1 postseason game in his 1st season with the Giants...Was inactive for 9 games...Played in each of the 1st 5 games...Caught 2 passes for 50 yards – a 6-yarder vs. Cincinnati (11/14) and a 44-yarder at Washington (1/1) that set up Robbie Gould's game-winning field goal...In the NFC Wild Card Game at Green Bay (1/8), had 3 catches for a team-high 73 yards and scored the Giants' only TD on a 41-yard pass from Eli Manning.

2015 After being cut by Tampa Bay in September, spent the 2015 season on the Giants practice squad.

2014 Played in 2 games for the Buccaneers – vs. Green Bay (12/21) and vs. New Orleans (12/28)...He caught 2 passes for 13 yards vs. the Saints (12/28)...Also spent 4 games on Jacksonville's active roster, but was inactive in each.

COLLEGE Played in 56 games with 39 starts at Georgia from 2008-12...Finished his career with 136 receptions for 2,602 yards, and 21 TDs...As a senior, played in 14 games with 12 starts and totaled 42 receptions for 950 yards and 9 TDs...As a junior in 2011, played in 14 games with 13 starts, and recorded 47 receptions for 705 yards and 8 TDs...As a sophomore, played in 12 games with 5 starts and posted 27 receptions for 504 yards and 3 TDs...As a redshirt freshman in 2009, played in 12 games with 9 starts, and 18 receptions for 377 yards, and 1 TD...Played in 4 games as a freshman in 2008, and registered 2 receptions for 66 yards before redshirting...Earned one of team's Newcomer of the Year awards for offense.

PREP Attended Habersham Central HS in Mount Airy, Georgia, coached by Gene Cathcart...2007 *Atlanta Journal-Constitution* Class AAAA Offensive Player of the Year...2007 Georgia Sports Writers Association Class AAAA Offensive Player of the Year...Macon Telegraph Top 50...RISE Gatorade Georgia Football Player of the Year...finished senior season in 2007 with a state-record 1,632 receiving yards and 17 TDs on 99 receptions (16.5 average)...set a then-school record with 42 catches for 700 yards and 10 TDs and returned a kickoff and a punt for a score as a junior...finished career with 207 catches for 3,726 yards and 37 TDs.

KING'S TOUCHDOWNS

GAME **PLAY**
 @ Green Bay, 1/18/17* 41 receiving
 vs. Los Angeles Rams, 11/5/17 5 receiving
 @ Philadelphia, 12/17/17 13, 57 receiving
Total..... **4 receiving (3 regular season, 1 playoff)**

KING'S CAREER GAME-BY-GAMES

RECEIVING					
2014.....TAMPA BAY.....	No.	Yards	Avg.	Long	TD
12/21.....Green Bay.....	0	0	0.0	1	0
12/28.....New Orleans.....	2	13	6.5	7	0
2014.....GP/GS: 2/0.....	2	13	6.5	7	0

RECEIVING					
2016.....NEW YORK GIANTS.....	No.	Yards	Avg.	Long	TD
9/11.....@ Dallas.....	0	0	0.0	0	0
9/18.....New Orleans.....	0	0	0.0	0	0
9/25.....Washington.....	0	0	0.0	0	0
10/3.....@ Minnesota.....	0	0	0.0	0	0
10/9.....@ Green Bay.....	0	0	0.0	0	0
11/14.....Cincinnati.....	1	6	6.0	6	0
1/1.....@ Washington.....	1	44	44.0	44	0
2016.....GP/GS: 7/0.....	2	50	25.0	44	0
2016 Playoffs					
1/8/17.....@ Green Bay.....	3	73	24.3	41	1

RECEIVING						RUSHING				
2017.....NEW YORK GIANTS.....	No.	Yards	Avg.	Long	TD	Att.	Yards	Avg.	Long	TD
10/15.....@ Denver*.....	1	7	7.0	7	0	-	-	-	-	-
10/22.....Seattle*.....	1	1	1.0	1	0	1	-8	-8	-8	0
11/5.....Los Angeles Rams.....	3	33	11.0	14	1	-	-	-	-	-
11/12.....@ San Francisco.....	2	22	11.0	15	0	1	11	11	11	0
11/19.....Kansas City.....	3	48	16.0	19	0	-	-	-	-	-
11/23.....@ Washington*.....	2	36	18.0	27	0	-	-	-	-	-
12/3.....@ Oakland.....	4	23	5.8	9	0	-	-	-	-	-
12/17.....Philadelphia.....	2	70	35.0	57t	2	-	-	-	-	-
2017.....GP/GS: 8/3.....	18	240	13.3	57t	3	2	3	1.5	11	0



68

CEDRICK LANG

POSITION: Tackle
HEIGHT/WEIGHT: 6-7/300
DOB: 5-12-92
HOMETOWN: Sioux Falls, SD

COLLEGE: UTEP
ACQUIRED: PS 2017
NFL SEASON: 1
VIKINGS SEASON: 1

2017 GP/GS PS
Career GP/GS 0/0
Playoffs GP/GS 0/0
 • Played 4 years of basketball at UTEP and used his 5th year of eligibility to play football.

OFF THE FIELD Majored in communications at UTEP...2-time Academic Honor Roll and tabbed the 2013 Conference USA Men's Basketball All-Academic Team...Parents are Rick and Kay Lang and has one brother and one sister.

PRO Entered the NFL as an undrafted free agent signed by the New York Giants on 5/6/16...Waived by New York on 5/9/16...Joined the Broncos on a futures contract on 1/27/17...Cut by the Broncos on 9/2/17...Signed to the Vikings practice squad on 9/4/17.

2017 Signed by Denver on 1/27 and spent the entire offseason and preseason with the Broncos until being released on 9/2...Signed to the Vikings practice squad on 9/4/17, where he spent the remainder of the 2017 season.

2016 Signed as an undrafted free agent with the New York Giants on 5/6 and waived on 5/9.

COLLEGE Began his career at UTEP on the basketball team, playing 4 years and appearing in 130 games before using his 5th year of eligibility to play football...Scored 10+ points in 20 games as a senior and finished the year shooting .620 from the field...Finished his career with the highest field goal percentage (.581) in school history...Appeared in 12 games (1 start) on the football field...catching 11 passes for 72 yards (6.5 avg.) and 1 TD.

PREP Attended O'Gorman HS in Sioux Falls, SD...Averaged a double-double as a senior, earning all-state and all-district honors...Nominated for South Dakota's Gatorade and McDonalds Player of the Year.



OFFICIAL HOME OF THE

**MINNESOTA
VIKINGS**





47

KEVIN McDERMOTT

POSITION: Long Snapper
HEIGHT/WEIGHT: 6-5/240
DOB: 1-12-90
HOMETOWN: Nashville, TN

COLLEGE: UCLA
ACQUIRED: FA 2015
NFL SEASON: 6
VIKINGS SEASON: 4

2017 GP/GS	Career GP/GS	Playoffs GP/GS
15/0	70/0 (16/0-SF; 7/0-AL; 47/0-MIN)	4/0 (3/0-SF; 1/0-MIN)

- Handled all long-snapping duties since joining the Vikings in 2015 before suffering a shoulder injury at Green Bay (12/23/17).
- Brother, Conor, played T at UCLA and was drafted by the New England Patriots in the 6th round (#211) of the 2017 NFL Draft and is currently on roster with the Buffalo Bills.

OFF THE FIELD Political science major at UCLA...Has 1 brother, Conor, a standout T at UCLA, who was drafted by the New England Patriots in the 6th round of the 2017 NFL Draft... Grandfather is a U.S. Army veteran...Went on a safari and tracked gorillas in Africa during the offseason...Attended 2017 NHL Stanley Cup Finals in his hometown of Nashville... Took part in the Vikings Town Takeover in Morris, Minnesota during the 2017 offseason...Enjoys fishing and watching movies in free time...Has a white lab named Cash...Was a 3-sport athlete at Ensworth HS, competing in football, basketball and lacrosse...Got married during the 2015 offseason...Met his wife, Lauren, in college.

PRO Helped Vikings win NFC North title for first time since 2009 in his 1st season with Minnesota, taking over snapping duties for the entire regular season and Wild Card Playoff game...Joined Vikings on 4/6/15...Was teammates with Vikings 2016 free agent pickup Alex Boone in San Francisco...Played in 23 career games, including 16 as a rookie with the 49ers in 2013...Helped the 49ers advance to the NFC Championship Game in 2013, while appearing in all 3 playoff contests.

2017 Placed on reserve/injured on 12/30...Handled snapping duties at Green Bay (12/23) before leaving the game due to injury...Snapped vs. Cincinnati (12/17) as the Vikings clinched the NFC North title for the 2nd time in 3 seasons...Snapped at Carolina (12/10) as Kai Forbath set a new career-high with his 27th FG of the season...Handled long snapping duties and was a special teams captain at Atlanta (12/3)...Handled long snapping duties at Detroit (11/23) on Thanksgiving Day...Handled long snapping duties at Washington (11/12) as Kai Forbath tied a team record after converting a FG from 50+ in 4 consecutive games...Snapped for Kai Forbath and Ryan Quigley at Twickenham Stadium in London, England vs. Cleveland (10/29).

2016 Handled all long-snapping duties in 2016...Snapped for Kai Forbath as he tied a career-high with 4 field goals made at Jacksonville (12/11)...Played in the 50th game of his career (27th with Minnesota) at Detroit (11/24)...Snapped for Forbath in his Vikings debut as he went 1-of-1 on FGs and 3-of-4 on PATs...Helped Jeff Locke set a new career-high with a 71-yard punt at Chicago (10/31)...Helped punt unit and Locke tie the team record for punts inside the 20 (5) vs. Green Bay (9/18)... Helped Blair Walsh connect on an NFL-best 4 FGs in Week 1 at Tennessee (9/11).

2015 Took over long-snapping duties during training camp and handled job throughout entire regular season and playoff game for the NFC North Champions...Snapped on Blair Walsh's NFL-leading 34 FGs during the season...Delivered snap on a pair of Walsh's game-winning FGs in consecutive games - a 36-yarder at Chicago (11/1) as time expired and a 40-yarder in OT vs. St. Louis (11/8)...Reunited during 2015 with college punter Jeff Locke, who served as the Vikings holder.

2014 Signed by Baltimore on 10/20 after Morgan Cox tore his ACL...Played in 7 games for the Ravens from 10/26 to 12/14.

2013 Appeared in all 16 regular-season and 3 playoff games for the 49ers during rookie campaign...Helped San Francisco advance to the NFC Championship Game at Seattle (1/19/14).

COLLEGE Appeared in 28 games as the long snapper in his final 2 seasons at UCLA...Snapped to former Vikings P Jeff Locke during the 2011 and 2012 campaigns, was teammates with Locke all 5 years the duo attended UCLA...Saw action in all 14 games in 2012, working as the snapper on all kicks during the season...Received honorable mention Academic All-Pac-12 team for the 2nd-consecutive year, selected to play in the Casino del Sol Collegiate All-Star Game as a senior...Saw action in all 14 games during the 2011 campaign, working as the snapper on all kicks during the season named honorable mention Academic All-Pac-12 team...Served as a reserve long snapper/TE as a redshirt freshman and sophomore after not seeing any game action as a true freshman in 2008.

PREP Played 4 seasons at Ensworth HS in Nashville, Tennessee...Was team captain his senior year and a 3-time team captain for his basketball team...Was the 6th-ranked long snapper in the 2008 class by ProKicker.com...Was named to the TSSAA Basketball All-Region Tournament Team in 2008...Also played lacrosse for 3 seasons.

McDERMOTT'S CAREER GAMES

Year	GP
2013 (SF)	16
Playoffs	3
2014 (Bal)	7
2015 (Min)	16
Playoffs	1
2016 (Min)	16
2017 (Min)	15
Totals	70
Playoffs	4

U.S. BANK STADIUM SIGNATURE ITEMS

With plenty of space inside the 1.75 million-square foot building, the Vikings turned to local artists to create a collection that will cover otherwise barren walls. Approximately 40 artists were commissioned following a selection process to create hundreds of pieces of art including 350 original pieces of work, 250 photographs and 12,000 square feet of wall graphics. Included in the stadium's art collection are three former players - Matt Blair (photography), Carl Eller (sculpture) and Jim Marshall (drawing).





89

DAVID MORGAN

POSITION: Tight End
HEIGHT/WEIGHT: 6-4/265
DOB: 5-19-93
HOMETOWN: Marble Falls, TX

COLLEGE: Texas-San Antonio
ACQUIRED: D6b (#188) 2016
NFL SEASON: 3
VIKINGS SEASON: 3

2017 GP/GS
15/6

Career GP/GS
27/6

Playoffs GP/GS
2/2

- Started 6 games in 2017, contributing primarily as a blocking TE.
- The 1st player ever drafted to the NFL in UTSA history, a football program that began in 2010.

OFF THE FIELD Earned business management degree and played final season of college ball as a graduate...His Grandfather served in the U.S. Air Force during World War II...Enjoys hunting and fishing...Father played football at Shippensburg...Aspires to a career in high school coaching...Is 2nd cousins with former PGA golfer Gil Morgan, a member of 2 Ryder Cup teams...UTSA played its home games at the Alamodome.

PRO Helped the Vikings claim the NFC North title in 2017 in his 2nd season with the team...The 1st player drafted from Texas-San Antonio in the history of the fledgling football program...Invited to 2016 Scouting Combine and to play in East-West Shrine Game but did not compete in game...Selected with Vikings 2nd choice in the 6th round (#188 overall).

2017 Appeared in 15 games while starting 6 totaling 10 receptions for 95 yards in his 2nd season, serving primarily as a blocking TE...Started at Philadelphia (1/21/18) in the NFC Championship Game...Started in his 1st career playoff game in the Divisional round vs. New Orleans (1/14/18) as the Vikings won on a last-second TD to clinch a berth in the NFC title game...Tied his career-high with 3 receptions vs. Chicago (12/31), totaling a career-high 35 yards...Caught 2 passes for 26 yards and took over long snapping duties in the 2nd half when LS Kevin McDermott was injured at Green Bay (12/23)...Started and played on offense and special teams at Detroit (11/23) on Thanksgiving Day...Hauled in the 1st TD of his career, a 1-yard TD reception, at Washington (11/12)...Started and set then-career highs with 3 catches for 28 yards vs. Cleveland (10/29) at Twickenham Stadium in London, England as a part of the NFL's International Series...Made the 1st start of his NFL career when the team opened in a 2-TE set vs. Tampa Bay (9/24).

MORGAN'S CAREER GAME-BY-GAME (* starts)

2016	MINNESOTA	No	Yards	Avg.	Lg	TD
9/11	@ Tennessee	0	0	0.0	0	0
9/18	vs. Green Bay	0	0	0.0	0	0
9/25	@ Carolina	0	0	0.0	0	0
10/3	vs. NY Giants	INACTIVE				
10/9	vs. Houston	INACTIVE				
10/23	@ Philadelphia	0	0	0.0	0	0
10/31	@ Chicago	0	0	0.0	0	0
11/6	vs. Detroit	INACTIVE				
11/13	@ Washington	0	0	0.0	0	0
11/20	vs. Arizona	INACTIVE				
11/24	@ Detroit	0	0	0.0	0	0
12/1	vs. Dallas	0	0	0.0	0	0
12/11	@ Jacksonville	0	0	0.0	0	0
12/18	vs. Indianapolis	0	0	0.0	0	0
12/24	@ Green Bay	1	4	4.0	4	0
1/1/17	vs. Chicago	0	0	0.0	0	0
2016	GP/GS: 12/0	1	4	4.0	4	0

2016 Appeared in 12 games and contributed on offense, primarily as a blocker, and special teams throughout his rookie campaign...Hauled in his 1st career reception, a 4-yard grab, at Green Bay (12/24)...Appeared in his 1st NFL game at Tennessee (9/11).

COLLEGE Capped standout career at UTSA with best season as a senior...Hauled in 45 passes for 566 yards and 5 TDs as a senior...Earned 2nd-Team All-America honors by *USA TODAY*...Named 2nd-Team All-Conference USA as a senior and honorable mention as a junior...Set then-school records with 9 receptions in a game, achieving the feat twice, at Arizona and vs. Louisiana Tech in 2015...Set school record with 2 TD receptions in a game vs. Louisiana Tech in 2015...Had career-high 109 receiving yards against Arizona...Started all 12 games he played in 2015...Opened 6 of the 9 games he played as a junior...Caught his lone TD of the season vs. Arizona and had season-best 5 receptions...Started 2 of the 11 games he played in 2013 after being sidelined for 2012 season by injury...Missed season opener as a sophomore in 2013 due to lingering injury...Caught 7 passes on the season...Redshirted in 2012 with season-ending injury...Saw action in all 10 games and started 2 as a true freshman...Made 1st career start at Sam Houston State...Hauled in career-long reception with 63-yard catch-and-run in season opener vs. Northeastern State...Scored 1st career TD on 10-yarder at Southern Utah.

PREP Earned 2nd-Team Class 4A All-State honors as a senior at Marble Falls (TX) High...Named 1st-Team All-CenTex and All-District 25-4A as a WR...Reeled in 14 TDs as a senior and 8 as a junior...All-District choice as a junior...Named Academic All-District 3 times and named Honoable Mention Academic All-State...Played basketball and soccer in high school.

2017	MINNESOTA	No.	Yards	Avg.	Long	TD
vs. New Orleans - 9/11	0	0	0.0	0	0	0
at Pittsburgh - 9/17	0	0	0.0	0	0	0
vs. Tampa Bay - 9/24*	0	0	0.0	0	0	0
vs. Detroit - 10/1	0	0	0.0	0	0	0
at Chicago - 10/9	0	0	0.0	0	0	0
vs. Green Bay - 10/15*	0	0	0.0	0	0	0
vs. Baltimore - 10/22	0	0	0.0	0	0	0
at Cleveland - 10/29*	3	28	9.3	14	0	0
at Washington - 11/12	1	1	1.0	1	1	1
vs. LA Rams - 11/19*	1	5	5.0	5	0	0
at Detroit - 11/23*	0	0	0.0	0	0	0
at Atlanta - 12/3*	0	0	0.0	0	0	0
at Carolina - 12/10	INACTIVE					
vs. Cincinnati - 12/17	0	0	0.0	0	0	0
at Green Bay - 12/23	2	26	13.0	23	0	0
vs. Chicago - 12/31	3	35	11.7	17	0	0
2017	GP/GS: 15/6	10	95	9.5	23	1
2017 PLAYOFFS						
vs. New Orleans - 1/14/18*	0	0	0.0	0	0	0
at Philadelphia - 1/21/18*	0	0	0.0	0	0	0



25 LATAVIUS MURRAY

POSITION: Running Back
HEIGHT/WEIGHT: 6-3/230
DOB: 1-18-90
HOMETOWN: Nedrow, NY

COLLEGE: Central Florida
ACQUIRED: FA 2017
NFL SEASON: 6
VIKINGS SEASON: 2

2017 GP/GS	Career GP/GS	Playoffs GP/GS
16/11	61/42 (45/31-OAK; 16/11-MIN)	3/3 (1/1-OAK, 2/2-MIN)

- Has 20 rushing TDs since 2016, tied for 2nd best in the NFL.
- Became the 1st player in NFL history to gain at least 110 rushing yards on 5 or fewer carries, doing so vs. Kansas City (11/20/14) - rushing for 112 yards on 4 carries.

OFF THE FIELD Got engaged during the 2018 offseason to Shauntay Skanes, who is currently enlisted in the Navy... Participated in the NFL's 2018 USO Tour throughout Italy and Germany...Traveled to Haiti with former Raiders teammate Derek Carr to visit an orphanage during the 2016 and 2018 offseasons...Honored his late friend, Jonathan Diaz, during My Cause My Cleats in 2017 by auctioning off his cleats and donating the proceeds to Diaz's favorite cause, the Central New York Society for the Prevention of Cruelty to Animals (CNYSPCA)...Born in Titusville, Florida, but lists Nedrow, New York, as his hometown, where he attended Onondaga Central High School...While at UCF, tore his ACL during theoffseason after his freshman year while playing basketball. He sat out the 2009 season with a medical redshirt...Currently pursuing his MBA online from Syracuse University...Regular on NFL Network's *Good Morning Football* program and filled in during the 2017 offseason while regular host and former Vikings WR Nate Burleson was out...Enjoys photography as a hobby.

HONORS Named to the 2015 Pro Bowl and as an alternate in 2016...Twice named the FedEx Ground Player of the Week in 2016, in Week 9 after a 3-TD performance vs. Denver and in Week 13 for his 2-TD, 80-yard day vs. Buffalo.

PRO Has appeared in 61 games and started 42 in his career... Totaled 3,120 rushing yards on 759 carries (4.1 YPC) with 28 rushing TDs through his career...Became the 1st Raider RB since Charlie Garner in 2001 to start all 16 games when doing so in 2015...1st player in NFL history to gain at least 110 rushing yards on 5 or fewer carries, doing so vs. Kansas City (11/20/14) - rushing for 112 yards on 4 carries, including a 90-yard TD...Led the Raiders in rushing yards in both 2015 and 2016...Originally drafted by the Raiders in the 6th Rd. of the 2013 draft.

MURRAY'S NFL TOTALS

Year	GP/GS	No.	RUSHING				TD	RECEIVING				
			Yds.	Avg.	Lg			No	Yds	Avg	Lg	STT
2013 (Oak)	0/0											
2014 (Oak)	15/3	82	424	5.2	90t		2	17	143	8.4	46	3
2015 (Oak)	16/16	266	1,066	4.0	54		6	41	232	5.7	23	0
2016 (Oak)	14/12	195	788	4.0	42		12	33	264	8.0	39	0
Playoffs	1/1	12	39	3.3	18		1	1	12	12.0	12	0
2017 (Min)	16/11	216	842	3.9	46		8	15	103	6.9	28	0
Playoffs	2/2	25	68	2.7	14		1	4	28	7.0	13	0
Total	61/42	759	3,120	4.1	90t		28	106	742	7.0	46	3
Playoffs	3/3	37	107	2.9	18		2	5	40	8.0	13	0

Other: 19 KO Returns, 429 yards, 22.6 avg., 38 long

SINGLE-GAME CAREER HIGHS

Rushing Attempts.....26..... @ Cleveland, 9/27/15
Rushing Yards.....139..... @ Cleveland, 9/27/15
Long Rush.....90t..... vs. Kansas City, 11/20/14
Rushing TD.....3..... vs. Denver, 11/6/16
Receptions.....7..... vs. Cincinnati, 9/13/15
Receiving Yards.....60..... @ Denver, 12/28/14
Long Reception.....46..... @ Denver, 12/28/14

2017 Led the team with 842 rushing yards on 216 carries and tallied 8 TDs, his second-best single-season total...Carried the ball 6 times for 18 yards and caught 2 passes for 11 yards at Philadelphia (1/21/18) in the NFC Championship Game...Scored a 1-yd TD rush in his 2nd career playoff start, vs. New Orleans (1/14/18) in the Divisional Round Playoff game, and finished the day with 50 yards on 19 carries and 17 yards on 2 catches as the Vikings defeated the Saints on a last second Keenum-to-Diggs TD pass...Tallied his 2nd 100-yd performance of the season, carrying the ball 20 times for 111 yards and 2 TDs vs. Chicago (12/31), his 6th multi-TD game of his career...Helped the team clinch the NFC North title with 20 carries for 76 yards, his 6th TD of the year and 1 catch for a season-long 28 yards vs. Cincinnati (12/17)...Started at Atlanta (12/3) and totaled 97 yards from scrimmage, carrying the ball 16 times for 76 yards and grabbing a season-high 3 catches for 21 yards...Appeared in his 1st Thanksgiving Day game and totaled 84 yards on 20 carries with 1 TD at Detroit (11/23)...Led the charge vs. LA Rams (11/19) with 95 yards on 15 carries (6.3 avg.) and 2 rushing TDs, his 5th multi-TD game...Led the team with 68 rushing yards on 17 carries at Washington (11/12) and scored his 2nd TD as a Viking, a 1-yard rush...Carried the ball 19 times for 39 yards and caught 1 pass for 8 yards vs. Cleveland (10/29) at Twickenham Stadium in London, England as a part of the NFL's International Series...Recorded his 1st TD as a Viking and his 1st 100-yard rushing performance as a Viking vs. Baltimore (10/22), finishing with 113 yards on 18 carries (6.3) with a 29-yard TD...Appeared in his 50th career game and made his 1st start as a Viking at Chicago (10/9), finishing the day with 31 yards on 12 carries and 2 catches for 12 yards...Had 7 carries for 21 yards vs. Detroit (10/1) after Dalvin Cook left the game with an injury...Totalled 6 yards on 2 carries vs. New Orleans (9/11) in his Vikings debut.

2016 Appeared in 14 games with 12 starts, missing Weeks 5 and 6 due to a toe injury...Compiled 788 rushing yards on 195 carries with a career-high 12 rushing TDs, 5th-most in the NFL, in addition to catching 33 passes for 264 receiving yards.... Ran the ball 12 times for 39 yards with a TD and 1 reception for 12 yards in his playoff debut at Houston (1/7)...Recorded his 3rd-straight game with at least 80 rushing yards, recording 81 yards on 13 carries at San Diego (12/18)...Registered his 2nd

100-yard game of the season with 103 yards on 22 carries with a TD at Kansas City (12/8)...Totalled 82 yards on 20 carries with 2 TDs vs. Buffalo (12/4)...Caught 5 passes for 59 yards while running the ball 12 times for 33 yards in a win against Houston in Mexico City (11/21)...Turned in one of his best performances as a pro with 20 carries for 114 yards and 3 goal-line TDs in a rivalry game victory vs. Denver (11/6)...Ran the ball 18 times for 59 yards with 2 TDs at Jacksonville (10/23)...Ran the ball 32 times for 153 yards through the first three weeks of the season, scoring a TD in each contest.

2015 Became the 1st Raider RB since Charlie Garner in 2001 to start all 16 games...Carried the ball a career-high 266 times for 1,066 yards (4.0 YPC), his 1st 1,000-yard season of his career, with 6 TDs...Contributed 79 yards on 19 carries with 1 TD as well as 5 receptions for 38 yards vs. San Diego (12/24)...Ran the ball 21 times for 78 yards vs. Green Bay (12/20)...Totalled 86 yards on 20 carries with a TD vs. Kansas City (12/6)...Compiled 96 yards on 17 rushes at Pittsburgh (11/8)...Registered his 2nd 100-yard game of the season when he rushed 20 times for 113 yards vs. New York Jets (11/1)...Ran 15 times for 85 yards with a TD at San Diego (10/25)...Turned in the 1st 100-yard game of his career with a career-high 139 yards on a career-high 26 carries with a TD at Cleveland (9/27).

2014 Appeared in 15 games, with 3 starts, totaling 424 rushing yards on 82 attempts (5.2 YPC) with 2 TDs to go along with 17 receptions for 143 yards...Carried the ball 23 times for 86 yards vs. Buffalo (12/21)...Rushed for 59 yards on 12 carries at Kansas City (12/14)...Totalled 76 yards on 23 carries vs. San Francisco (12/7)...Gained 112 yards on 4 carries with 2 TDs, including a 90-yarder, vs. KC (11/20), becoming the 1st player in NFL history to gain at least 110 rushing yards on 5 or fewer carries...Saw his first major action at San Diego (11/16), running the ball 4 times for 43 yards.

MURRAY'S CAREER GAME-BY-GAME (* starts)

	RUSHING					RECEIVING				
	Yards	Avg.	Long	TD	No.	Yards	Avg.	Long	TD	
2014.....OAKLAND.....Att.										
9/7..... @ New York Jets.....	0	0.0	0	0	0	0	0.0	0	0	
9/14..... Houston.....	6	6.0	6	0	0	0	0.0	0	0	
9/21..... @ New England.....	1	0.3	1	0	0	0	0.0	0	0	
9/28..... Miami.....	0	0.0	0	0	0	0	0.0	0	0	
10/12..... San Diego.....	0	0.0	0	0	0	0	0.0	0	0	
10/19..... Arizona.....	0	0.0	0	0	0	0	0.0	0	0	
10/26..... @ Cleveland.....	0	0.0	0	0	0	0	0.0	0	0	
11/2..... @ Seattle.....	0	0.0	0	0	2	12	6.0	13	0	
11/9..... Denver.....	4	2.0	3	0	1	7	7.0	7	0	
11/16..... @ San Diego.....	43	10.8	23	0	3	16	5.3	10	0	
11/20..... Kansas City.....	112	28.0	90t	2	0	0	0	0	0	
11/30..... @ St. Louis.....	INACTIVE									
12/7..... San Francisco.....	76	3.3	16	0	2	9	4.5	5	0	
12/14..... @ Kansas City*.....	59	4.9	25	0	2	17	8.5	11	0	
12/21..... Buffalo*.....	86	3.7	25	0	3	22	7.3	19	0	
12/28..... @ Denver*.....	37	3.7	8	0	4	60	15.0	46	0	
2014.....GP/GS: 15/3.....	424	5.2	90t	2	17	143	8.4	46	0	
2015.....OAKLAND.....Att.										
9/13..... Cincinnati*.....	44	4.0	12	0	7	36	5.1	11	0	
9/20..... Baltimore*.....	65	4.3	9	1	3	22	7.3	12	0	
9/27..... @ Cleveland*.....	139	5.3	54	1	1	10	10.0	10	0	
10/4..... @ Chicago*.....	49	3.3	8	0	3	12	4.0	11	0	
10/11..... Denver*.....	39	3.0	11	0	3	18	6.0	14	0	
10/25..... @ San Diego*.....	85	5.7	24	1	1	1	1.0	1	0	
11/1..... New York Jets*.....	113	5.7	26	0	1	6	6.0	6	0	
11/8..... @ Pittsburgh*.....	96	5.6	44	0	2	-1	-0.5	3	0	
11/15..... Minnesota*.....	48	4.0	14	0	5	29	5.8	8	0	
11/22..... @ Detroit*.....	28	2.2	16	1	0	0	0.0	0	0	
11/29..... @ Tennessee*.....	59	2.7	8	0	1	23	23.0	23	0	
12/6..... Kansas City*.....	86	4.3	35	1	4	11	2.8	9	0	
12/13..... @ Denver*.....	27	1.7	7	0	0	0	0.0	0	0	
12/20..... Green Bay*.....	78	3.7	22	0	1	2	2.0	2	0	
12/24..... San Diego*.....	79	4.2	22t	1	5	38	7.6	14	0	
1/3/16..... @ Kansas City*.....	31	2.8	9	0	4	25	6.3	11	0	
2015.....GP/GS: 16/16.....	1,066	4.0	54	6	41	232	5.7	23	0	

2013 Suffered a foot injury in training camp and was placed on the Reserve/Injured List on Aug. 27.

COLLEGE Played 4 years at UCF...Appeared in 45 career games, totaling 2,424 yards on 453 carries (5.4 YPC) with 37 TDs...Registered 50 receptions for 524 yards and 6 TDs...Finished his career ranked 2nd in school history in total TDs (44), 8th in rushing attempts (453), 6th in rushing yards (2,424) and 3rd in rushing TDs (37)...Added up 1,106 yards on 198 rushing attempts with 15 TDs as a senior...Named first-team All-Conference USA...Selected to the watch list for the Doak Walker Award, presented annually to the nation's top running back...Became the first player in UCF history to rush for a TD in 9 straight games...Averaged 100.5 yards per game to lead the conference...Hauled in 27 passes for 231 yards and four TDs...Named team MVP during his junior campaign...Ran the ball 98 times for 549 yards and 8 TDs...As a sophomore, appeared in 14 games and totaled 637 rushing yards with 11 TDs on 111 attempts...Named MVP of the C-USA Championship game and the AutoZone Liberty Bowl...Redshirted sophomore season due to a knee injury...Saw action in 8 games as a true freshman and compiled 132 yards with 3 TDs on 36 carries

PREP Attended Onondaga Central HS in Nedrow, N.Y....Named 2007 Gatorade Football Player of the Year in New York by *Rise Magazine*...As a senior, rushed for 2,194 yards and 28 TDs on 175 carries...Named 1st-Team all-state by the New York Sportswriters Association...Also garnered 1st-Team all-state honors as a junior, rushing for 2,030 yards and 30 TDs on 193 carries...Earned 3rd-team all-state honors as a sophomore after racking up 1,609 yards with 14 TDs...Ranked as the No. 5 prospect in New York by Rivals.com...Ranked as the No. 6 prospect in New York by Scout.com

2016.....OAKLAND.....Att.	Yards	Avg.	Long	TD	No.	Yards	Avg.	Long	TD
9/11 @ New Orleans*14	59	4.2	10	1	1	13	13.0	13	0
9/18 Atlanta* 8	57	7.1	18	1	6	44	7.3	11	0
9/25 @ Tennessee*10	37	3.7	22t	1	1	1	1.0	1	0
10/2 @ Baltimore* 8	19	2.4	4	0	2	5	2.5	4	0
10/9 San Diego.....	INACTIVE								
10/16 Kansas City.....	INACTIVE								
10/23..... @ Jacksonville18	59	3.3	10	2	2	4	2.0	6	0
10/30 @ Tampa Bay*11	48	4.4	19	0	5	23	4.6	12	0
11/6 Denver*20	114	5.7	42	3	1	13	13.0	13	0
11/21 Houston (Mex.)12	33	2.8	6	0	5	59	11.8	39	0
11/27 Carolina*19	45	2.4	7	1	3	43	14.3	32	0
12/4 Buffalo*20	82	4.1	22	2	3	23	7.7	10	0
12/8 @ Kansas City*22	103	4.7	12	1	0	0	0.0	0	0
12/18 @ San Diego*13	81	6.2	33	0	1	11	11.0	11	0
12/24 Indianapolis*15	40	2.7	8	0	2	11	5.5	11	0
1/1/16 @ Denver*5	11	2.2	5	0	1	14	14.0	14	0
2016 GP/GS: 14/12195	788	4.0	42	12	33	264	8.0	39	0

2016 PLAYOFFS

1/7/17 @ Houston*12	39	3.3	18	1	1	12	12.0	12	0
---------------------------------	----	-----	----	---	---	----	------	----	---

2017MINNESOTA.....No.	Yards	Avg.	Long	TD	Att.	Yards	Avg.	Long	TD
9/11 New Orleans.....2	6	3.0	3	0	0	0	0.0	0	0
9/17 @ Pittsburgh3	6	2.0	4	0	0	0	0.0	0	0
9/24 Tampa Bay2	5	2.5	3	0	0	0	0.0	0	0
10/1 Detroit.....7	21	3.0	5	0	2	8	4.0	6	0
10/9 @ Chicago*12	31	2.6	8	0	2	12	6.0	9	0
10/15 Green Bay*15	28	1.9	10	0	1	10	9.0	9	0
10/22 Baltimore*18	113	6.3	35	1	0	0	0.0	0	0
10/29 @ Cleveland*19	39	2.1	10	0	1	8	8.0	8	0
11/12 @ Washington*17	68	4.0	14	1	0	0	0.0	0	0
11/19 Los Angeles Rams*...15	95	6.3	34	2	1	1	1.0	1	0
11/23 @ Detroit*20	84	4.2	46	1	0	0	0.0	0	0
12/3 @ Atlanta*16	76	4.8	30	0	3	21	7.0	12	01
12/10 @ Carolina*9	14	1.6	11	0	2	6	3.0	4	0
12/17 Cincinnati*20	76	3.8	14	1	1	28	28.0	28	0
12/23 @ Green Bay*21	69	3.3	14	0	1	6	6.0	6	0
12/31 Chicago.....20	111	5.6	22	2	1	3	3.0	3	0
2017 GP/GS: 16/11216	842	3.9	46	8	15	103	6.9	28	0

2017 PLAYOFFS

1/14/18 New Orleans*19	50	2.6	14	1	2	17	8.5	13	0
1/21/18 @Philadelphia*6	18	3.0	6	0	2	11	5.5	11	0
2017 GP/GS: 2/225	68	2.7	14	1	4	28	7.0	13	0

MURRAY'S TOUCHDOWNS *playoff game	
GAME	PLAY
vs. Kansas City, 11/20/14.....	11 rush, 90 rush
vs. Baltimore 9/20/15.....	1 rush
@ Cleveland, 9/27/15.....	6 rush
@ San Diego, 10/25/15.....	1 rush
@ Detroit, 11/22/15.....	1 rush
vs. Kansas City, 12/6/15.....	2 rush
vs. San Diego, 12/24/15.....	22 rush
@ New Orleans, 9/11/16.....	6 rush
vs. Atlanta, 9/18/16.....	1 rush
@ Tennessee, 9/25/16.....	22 rush
@ Jacksonville, 10/23/16.....	2 rush, 9 rush
vs. Denver, 11/6/16.....	1 rush, 1 rush, 1 rush
vs. Carolina, 11/27/16.....	4 rush
vs. Buffalo, 12/4/16.....	1 rush, 3 rush
@ Kansas City, 12/8/16.....	1 rush
@ Houston, 1/7/17*.....	2 rush
vs. Baltimore, 10/22/17.....	29 rush
at Washington, 11/12/17.....	1 rush
vs. LA Rams, 11/19/17.....	8 rush, 2 rush
vs. Detroit, 11/23/17.....	2 rush
vs. Cincinnati, 12/17/17.....	1 rush
vs. Chicago, 12/31/17.....	1 rush, 1 rush
vs. New Orleans, 1/14/18*.....	1 rush
Total.....	30 (30 rush)



23

TERENCE NEWMAN

POSITION: Cornerback
HEIGHT/WEIGHT: 5-10/197
DOB: 9-4-78
HOMETOWN: Salina, KS

COLLEGE: Kansas State
ACQUIRED: FA 2015
NFL SEASON: 16
VIKINGS SEASON: 4

2017 GP/GS	Career GP/GS	Playoffs GP/GS
16/7	221/205 (133/131-DAL; 41/41-CIN; 47/33-MIN)	10/9 (5/5-DAL; 2/1-CIN; 3/3-MIN)

• The most-senior defender in the NFL, entering his 16th season at the age of 39.

• Played for Mike Zimmer in Dallas from 2003-06 and in Cincinnati from 2012-13 before joining the Vikings in 2015.

OFF THE FIELD Inducted into the Kansas State Athletics Hall of Fame in 2018...Active in community service throughout his career in both Dallas and Cincinnati, supporting many causes including Children's Cancer Fund, Leukemia and Lymphoma Society, American Diabetes Association and Salvation Army...Avid golfer...Started "Breakfast Buddies," a program similar to Big Brothers Big Sisters, in his hometown.

HONORS Pro Bowler in 2007 and 2009...Selected All-Rookie in 2003 by *Pro Football Weekly*...Named NFC Defensive Player of the Week after recording 3 INTs at Washington (12/14/03)...Named NFC Defensive Player of the Week after recording 2 INTs at Oakland (11/15/15).

PRO Has played in 221 games, starting 205, and has 42 career INTs, all of which ranking the most among active DBs...Twice named NFC Defensive Player of the Week in his career, once as a rookie in 2003 and again in his 13th season in 2015...Drafted by Dallas in the 1st round (#5 overall) of the 2003 NFL draft...2-time Pro Bowl honoree (2007, 2009), has 41 career INTs...Played for Vikings Head Coach Mike Zimmer in Dallas from 2003-06 and in Cincinnati from 2012-13...Played for Vikings LBs Coach Adam Zimmer when he was the assistant DBs coach for the Bengals during the 2013 season...Helped Dallas rank in the top-10 in total defense 5 times in his 9 years as a Cowboy and aided Cincinnati to top-10 rankings 2 out of 3 years...Has been on 8 playoff teams, including 3 division-winning squads (Dallas - 2007, 2009; Minnesota 2015)...Has played in 8 career playoff games, starting 7...Appeared in 133 games with 131 starts recording 32 INTs with the Cowboys from 2003-11...Released by Dallas on 3/14/12 and signed with Cincinnati on 4/13/12...Grabbed 5 INTs and started all 41 games he appeared in with the Bengals over the 2013-14 seasons...Signed with the Vikings on 3/27/15.

2017 Appeared in all 16 games (7 starts) for the 8th time in his career...Made 4 solo tackles and a TFL in his 9th career playoff start at Philadelphia (11/21/18) in the NFC Championship Game...Clinched a berth to his 1st career Conference Championship with 1 solo tackle in the Vikings win vs. New Orleans (1/14/18)...Made 4 tackles (3 solo) at Green Bay (12/23) as the Vikings forced their 1st shutout since 1993...Snagged his 42nd career INT vs. his former team, Cincinnati (12/17), to help the Vikings clinch the NFC North title for the 2nd time in 3 years, totaling 2 solo tackles, an INT and 2 PDs...Started and posted a QBH at Detroit (11/23) on Thanksgiving Day...Posted 4 solo tackles and 2 TFL vs. LA Rams (11/19), his 1st 2 of the season and his 1st multi-TFL game since 9/11/05...Contributed a PBU vs. Cleveland (10/29) at Twickenham stadium in London, England as a part of the NFL's International series...Tallied 4 assisted tackles vs. Baltimore (10/22) as the Vikings defense held the Ravens to 208 yards of total offense...Made his 200th NFL start vs. Green Bay (10/15), most of any active DB, and totaled 9 tackles (5 solo).

2016 A crucial part of the Vikings 3rd-ranked pass defense in 2016, allowing just 207.9 passing yards per game...Registered 3 solo tackles, including a TFL, at Green Bay (12/24)...Contributed 3 solo tackles and a PD vs. Indianapolis (12/18)...Returned from injury and secured a TFL vs. Dallas (12/1)...Inactive for the first time as a Vikings with a neck injury at Detroit (11/24)...

Posted 2 tackles in the 200th game of his career...Collected 4 tackles (3 solo) at Washington (11/20), the first regular-season game he has played in where he was not a starter since 2007...Registered 3 tackles, a TFL and a PD vs. Detroit (11/6)...Posted 2 PD vs. Houston (10/9)...Registered his 41st career INT and 5 tackles at Carolina (9/25)...Had 3 tackles and broke up 2 passes vs. Green Bay (9/18).

2015 Snared 3 INTs, his most since 2011 with Dallas...Started every game, including Wild Card Playoff...Opened 15 regular-season games at LCB and 1 at S due to injuries in the defensive backfield, his 1st career start at S...Earned NFC Defensive Player of the Week after a 2-INT day in the win at Oakland (11/15), the 2nd time in his career winning the award and the 1st since 2003...Grabbed his 40th career INT at Atlanta (11/29)...Helped the Vikings rank #5 in the NFL in defensive points allowed at 18.9...Led Vikings with 3 INTs...His 76 tackles were his most since 2010 in Dallas when he posted 81...Had 12 tackles, matching his career high, at Chicago (11/1)...Notched 6th career multi-INT game at Oakland (11/15).

2014 Started all 13 games he appeared in...Led Cincinnati with 14 PDs...Added 71 tackles, 5th on the team...Recorded 1 INT on the season, picking off Josh McCown at Tampa Bay (11/30)...Had season highs in tackles (10) and PDs (3) and recorded his lone special teams tackle of the year vs. Atlanta (9/14)...Did not start and had 3 tackles and 1 PD in the Wild Card playoff loss at Indianapolis (1/4/15).

2013 Played in and started 13 games...Logged 51 tackles and 2 INTs...Ranked 2nd on the team with 14 PDs...Had a season-high 6 tackles, 1 INT and returned a fumble 58 yards for the game-winning TD vs. Green Bay (9/22)...Was inactive due to injury for the final 3 regular season-games and for the Wild Card loss vs. San Diego.

2012 Started all 15 games he appeared in...Had 75 tackles, 2 INTs and a team-leading 14 PDs...Snared both INTs on the season and tied a career high with 4 PDs against Peyton Manning when hosting the Broncos (11/4)...His 2-INT outburst marked his 5th career multi-INT game in his career...Started in the Wild Card Playoff loss at Houston (1/5/13), tallying 7 tackles and 1 PD.

2011 Missed the 1st 2 games of the season with an injury and started the remaining 14 games...Tied for the team lead with 4 INTs and 10 PDs...Corralled 57 tackles...Intercepted 2 passes vs. Buffalo (11/13), including one returned 43 yards for a TD.

2010 Started all 16 games...Totalled career highs in tackles (81) and INTs (5)...Had 2 INTs at Philadelphia (12/11) in the season finale, his 3rd multi-INT game of his career.

2009 Started all 16 games en route to his 2nd Pro Bowl nod...Had 68 tackles, 3 INTs and a career-high 21 PDs helping the Cowboys to an 11-5 record and the NFC East crown...Forced a career-best 3 fumbles...Returned an INT 27 yards for a TD vs. Carolina (9/28)...Started both playoff contests, a Wild Card victory vs. Philadelphia (1/9/10) and a Divisional Round loss at Minnesota (1/17/10).

2008 Appeared and started in 10 games, missing time due to groin and abdominal injuries...Had 39 tackles, 4 INTs and 13 PDs for the NFL's 5th-ranked passing defense...Intercepted Eli Manning 2 times vs. the N.Y. Giants (12/14).

2007 Earned 1st Pro Bowl selection after helping Dallas secure the NFC East with a 13-3 record...Played in 13 games and started 11...Tallied 62 tackles with 4 INTs...Recorded a career high with 129 INT return yards on the season, including a 70-yard return at Buffalo (10/8) and a 50-yard TD, his 1st career INT TD, vs. N.Y. Jets (11/22)...Had an INT in 3 consecutive games, picking off

passes vs. Washington (11/18), vs. N.Y. Jets (11/22) and vs. Green Bay (11/29)...Cowboys defense finished 9th in total defense... Started Divisional Round loss vs. NY Giants (1/13/08).

2006 Started all 16 games for the 4th consecutive season... Had 66 tackles and 1 INT...Helped Dallas to a 9-7 record and a Wild Card berth...Had most prolific season as a punt returner averaging 10.1 yards on 20 returns, including a 56-yard TD vs. Detroit (12/31)...Started the Wild Card loss at Seattle (1/6/07) and totaled 6 tackles and 2 PDs in his 2nd playoff appearance.

2005 Started all 16 games...Recorded 70 tackles, 3 INTs, 15 PDs and 1 sack...Returned 10 punts for 55 yards...Recorded 2nd career sack, corralling Donovan McNabb vs. Philadelphia (10/9).

2004 Started all 16 games...Totaled 66 tackles and set a career high with 12 tackles vs. Pittsburgh (10/17)...Led the team with 4 INTs, becoming the 1st Cowboy since Everson Walls (1981-82) to lead the team outright in consecutive seasons.

2003 Started all 16 games for the NFL's top-ranked defense, earning All-Rookie honors by *Pro Football Weekly*...Recorded 80 tackles and 4 INTs, helping Dallas rank 1st in pass defense

NEWMAN'S NFL TOTALS

Year	GP/GS	Tackles			Sacks	INTs	PBU	TFL	QBH	FF/FR	Special Teams
		Solo	Asst.	Total							
2003 (Dal).....	16/16	69	11	80	1.0	4	14	6.0	-	0/1	0
Playoffs.....	1/1	5	0	5	0.0	0	0	0.0	-	0/0	0
2004 (Dal).....	16/16	61	5	66	0.0	4	13	2.0	-	2/0	0
2005 (Dal).....	16/16	55	15	70	1.0	3	15	3.0	-	1/4	0
2006 (Dal).....	16/16	54	12	66	0.0	1	12	1.0	-	0/0	1
Playoffs.....	1/1	5	1	6	0.0	0	1	0.0	-	0/0	0
2007 (Dal).....	13/11	51	11	62	0.0	4	15	1.0	-	1/0	0
Playoffs.....	1/1	0	0	0	0.0	0	0	0.0	-	0/0	0
2008 (Dal).....	10/10	31	8	39	0.0	4	13	3.0	-	0/1	0
2009 (Dal).....	16/16	54	14	68	0.0	3	21	2.0	-	3/0	0
Playoffs.....	2/2	8	2	10	0.0	0	1	0.0	-	0/0	0
2010 (Dal).....	16/16	67	14	81	0.0	5	14	1.0	-	0/1	0
2011 (Dal).....	14/14	40	17	57	0.0	4	10	1.0	-	0/1	0
2012 (Cin).....	15/15	49	26	75	0.0	2	14	4.0	-	1/2	2
Playoffs.....	1/1	7	0	7	0.0	0	1	0.0	-	0/0	0
2013 (Cin).....	13/13	44	7	51	0.0	2	14	4.0	-	0/1	0
2014 (Cin).....	13/13	47	24	71	0.0	1	14	0.0	-	0/0	0
Playoffs.....	1/0	3	0	3	0.0	0	1	0.0	-	0/0	0
2015 (Min).....	16/16	58	18	76	0.0	3	14	3.0	-	0/0	0
Playoffs.....	1/1	1	0	1	0.0	0	0	0.0	-	0/0	0
2016 (Min).....	15/10	37	8	45	0.0	1	7	3.0	1	0/0	0
2017 (Min).....	16/7	30	18	48	0.0	1	6	2.0	1	0/0	0
Playoffs.....	2/2	5	0	5	0.0	0	0	1.0	-	0/0	0
Totals	221/205	747	208	955	2.0	42	203	36.0	2	8/11	3
Playoffs.....	10/9	34	3	37	0.0	0	4	1.0	-	0/0	0

NEWMAN'S INTERCEPTIONS

GAME	QB	INT
at NY Giants, 9/15/03.....	Kerry Collins.....	1 (0)
at Washington, 12/14/03.....	Tim Hasselbeck.....	3 (23)
vs. Cleveland, 9/19/04.....	Jeff Garcia.....	1 (21)
vs. Chicago, 11/25/04.....	Jonathan Quinn.....	1 (11)
at Philadelphia, 12/19/04.....	Donovan McNabb.....	1 (0)
vs. Washington, 12/26/04.....	Patrick Ramsey.....	1 (-1)
vs. Washington, 9/19/05.....	Mark Brunell.....	1 (12)
at Seattle, 10/23/05.....	Drew Bledsoe.....	1 (0)
vs. Denver, 11/24/05.....	Jake Plummer.....	1 (4)
vs. NY Giants, 10/23/06.....	Eli Manning.....	1 (0)
at Buffalo, 10/8/07.....	Trent Edwards.....	1 (70)
vs. Washington, 11/18/07.....	Jason Campbell.....	1 (7)
vs. NY Jets, 11/22/07.....	Kellen Clemens.....	1 (50)
vs. Green Bay, 11/29/07.....	Brett Favre.....	1 (2)
at Washington, 11/16/08.....	Jason Campbell.....	1 (0)
vs. Seattle, 11/27/08.....	Matt Hasselbeck.....	1 (0)
vs. NY Giants, 12/14/08.....	Eli Manning.....	2 (2)
vs. Carolina, 9/28/09.....	Jake Delhomme.....	1 (27)
vs. San Diego, 12/13/09.....	Philip Rivers.....	1 (0)
at Washington, 12/27/09.....	Jason Campbell.....	1 (9)
vs. NY Giants, 10/25/10.....	Eli Manning.....	1 (30)
vs. Detroit, 11/21/10.....	Shaun Hill.....	1 (0)
vs. Washington, 12/19/10.....	Rex Grossman.....	1 (-18)
at Philadelphia, 1/2/11.....	Kevin Kolb.....	2 (4)
at New England, 10/16/11.....	Tom Brady.....	1 (1)

for the 3rd time in team history...Had a career day, picking off Tim Hasselbeck 3 times at Washington (12/14) and was named NFC Defensive Player of the Week...Helped Dallas to 10-6 record and a playoff berth...Started 1st playoff game in the Wild Card loss at Carolina (1/3/04).

COLLEGE Played 4 seasons (1999-2002) at Kansas State...Redshirted in 1998...A consensus All-America selection and the 1st Kansas State player to win the Jim Thorpe Award as nation's top DB...Named the Big 12 Defensive Player of the Year as a senior...Holds career totals of 133 tackles, 10 INTs and 32 PDs...Was teammates with former Vikings LB Ben Leber at Kansas State from 1999-2001...Also participated in track, setting a school record in the 100-meter dash (10.20 seconds) and winning 2 Big 12 100-meter championships.

PREP Helped Central HS in Salina, Kansas, capture the 1996 football State Championship vs. Liberal HS...Lettered twice in football, 3 times in track, 3 times in basketball and once in baseball for the Mustangs...State champion in the 100, 200, 400 and 2nd in the long jump...Was heavily recruited for track, receiving offers from nearly every top program.

GAME	QB	INT
vs. Seattle, 11/6/11.....	Tavaris Jackson.....	1 (17)
vs. Buffalo, 11/13/11.....	Ryan Fitzpatrick.....	2 (62)
vs. Denver, 11/4/12.....	Peyton Manning.....	2 (0)
at Baltimore, 11/10/13.....	Joe Flacco.....	1 (9)
vs. Green Bay, 9/22/13.....	Aaron Rodgers.....	1 (-1)
at Tampa Bay, 11/30/14.....	Josh McCown.....	1 (3)
at Oakland, 11/15/15.....	Derek Carr.....	2 (4)
at Atlanta, 11/29/15.....	Matt Ryan.....	1 (0)
at Carolina, 9/25/16.....	Cam Newton.....	1 (0)
vs. Cincinnati, 12/17/17.....	Andy Dalton.....	1 (3)
Total		42 (351)

NEWMAN'S SACKS

GAME	QB	SACKS
vs. Arizona, 10/5/03.....	Jeff Blake.....	1.0
vs. Philadelphia, 10/9/05.....	Donovan McNabb.....	1.0
Total		2.0

NEWMAN'S TOUCHDOWNS

GAME	PLAY
vs. Detroit, 12/31/06.....	56-yd punt return
vs. NY Jets, 11/22/07.....	50-yd INT return
vs. Carolina, 9/28/09.....	27-yd INT return
vs. Buffalo, 11/13/11.....	43-yd INT return
vs. Green Bay, 9/22/13.....	58-yd fumble return
Total	5 (3 INTs, 1 PR, 1 FR)

SINGLE-GAME CAREER HIGHS

Tackles	13	vs. Pittsburgh, 10/17/04
Solo Tackles	13	vs. Pittsburgh, 10/17/04
Passes Defensed	5	at Oakland, 11/15/15
Forced Fumble	1	8x, last vs. Cleveland, 9/16/12
Fumble Recovery	2	vs. Denver, 11/24/05
Sacks	1.0	vs. Arizona, 10/5/03
		vs. Philadelphia, 10/9/05
Interception	3	at Washington, 12/14/03
Tackles for Loss	2	2x, last vs. LAR, 11/19/17
Long INT Return	70	at Buffalo 10/8/07
Punt Returns	3	4x, last vs. NY Jets, 11/22/07
Punt Return Yards	56	vs. Detroit, 12/31/06
Long Punt Return	56t	vs. Detroit, 12/31/06
Punt Return Avg.	13.3	vs. Washington, 9/17/06 (min. 3 returns)
Punt Return TD	1	vs. Detroit, 12/31/06

NEWMAN'S CAREER GAME-BY-GAME (* starts)

2003 (DAL)	U	A	T	TFL	SK	QH	FF	FR	INT	PD
vs. ATL - 9/7*	5	0	5	0	0.0	--	0	0	0	0
at NYG - 9/15*	5	0	5	0	0.0	--	0	0	1	3
at NYJ - 9/28*	4	0	4	0	0.0	--	0	0	0	1
vs. ARI - 10/5*	5	0	5	1	1.0	--	0	0	0	1
vs. PHI - 10/12*	5	0	5	0	0.0	--	0	0	0	1
at DET - 10/19*	2	0	2	0	0.0	--	0	0	0	2
at TB - 10/26*	4	0	4	1	0.0	--	0	0	0	1
vs. WAS - 11/2*	3	0	3	0	0.0	--	0	0	0	0
vs. BUF - 11/9*	5	0	5	1	0.0	--	0	0	0	1
at NE - 11/16*	3	1	4	0	0.0	--	0	0	0	0
vs. CAR - 11/23*	5	2	7	0	0.0	--	0	0	0	0
vs. MIA - 11/27*	7	1	8	1	0.0	--	0	1	0	0
at PHI - 12/7*	6	1	7	1	0.0	--	0	0	0	0
at WAS - 12/14*	3	3	6	0	0.0	--	0	0	3	3
vs. NYG - 12/21*	4	0	4	0	0.0	--	0	0	0	0
at NO - 12/28*	3	3	6	1	0.0	--	0	0	0	1
2003..GP/GS: 16/16	69	11	80	6	1.0	--	0	1	4	14

2003 PLAYOFFS

at CAR - 1/3/04*	5	0	5	0	0.0	--	0	0	0	0
2004 (DAL)	U	A	T	TFL	SK	QH	FF	FR	INT	PD
at MIN - 9/12*	2	1	3	0	0.0	--	0	0	0	0
vs. CLE - 9/19*	0	1	1	0	0.0	--	0	0	1	1
at WAS - 9/27*	8	2	10	0	0.0	--	0	0	0	1
vs. NYG - 10/10*	2	1	3	0	0.0	--	0	0	0	0
vs. PIT - 10/17*	13	0	13	0	0.0	--	0	0	0	0
at GB - 10/24*	5	0	5	0	0.0	--	0	0	0	1
vs. DET - 10/31*	0	0	0	0	0.0	--	0	0	0	2
at CIN - 11/7*	4	0	4	0	0.0	--	0	0	0	2
vs. PHI - 11/15*	5	0	5	1	0.0	--	0	0	0	0
at BAL - 11/21*	4	0	4	0	0.0	--	1	0	0	0
vs. CHI - 11/25*	1	0	1	0	0.0	--	0	0	1	1
at SEA - 12/6*	8	0	8	0	0.0	--	1	0	0	1
vs. NO - 12/12*	3	0	3	1	0.0	--	0	0	0	1
at PHI - 12/19*	2	0	2	0	0.0	--	0	0	1	2
vs. WAS - 12/26*	3	0	3	0	0.0	--	0	0	1	1
at NYG - 1/2/05*	1	0	1	0	0.0	--	0	0	0	0
2004..GP/GS: 16/16	61	5	66	2	0.0	--	2	0	4	13

PICK KINGS

Terence Newman is ranked 1st among all active NFL players with 42 INTs, 21 of which have come with Mike Zimmer as his defensive coordinator or head coach (12 in DAL, 4 in CIN, 5 in MIN).

INTERCEPTION LEADERS AMONG ACTIVE PLAYERS

PLAYER	INTs
1) Terence Newman, CB, Minnesota	42
2) Reggie Nelson, S, Oakland	35
3) Aqib Talib, CB, Los Angeles Rams	34

PUNT RETURNS

Year	No.	Yds.	Avg.	Lg	TD
2004 (Dal)	2	13	6.5	7	0
2005 (Dal)	10	55	5.5	26	0
2006 (Dal)	20	202	10.1	56t	1
Playoffs	1	17	17.0	17	0
2007 (Dal)	4	26	6.5	13	0
2009 (Dal)	2	-11	-5.5	0	0
Total	38	285	7.5	56t	1
Playoffs	17	17.0	17	0	

2005 (DAL)	U	A	T	TFL	SK	QH	FF	FR	INT	PD
at SD - 9/11*	4	1	5	2	0.0	--	0	0	0	1
vs. WAS - 9/19*	5	1	6	0	0.0	--	0	0	1	2
at SF - 9/25*	4	2	6	0	0.0	--	0	0	0	2
at OAK - 10/2*	3	0	3	0	0.0	--	0	0	0	0
vs. PHI - 10/9*	2	1	3	0	1.0	--	0	0	0	0
vs. NYG - 10/16*	3	1	4	0	0.0	--	0	0	0	0
at SEA - 10/23*	4	2	6	0	0.0	--	1	0	1	2
vs. ARI - 10/30*	2	1	3	0	0.0	--	0	0	0	1
at PHI - 11/14*	3	2	5	0	0.0	--	0	0	0	0
vs. DET - 11/20*	5	2	7	0	0.0	--	0	0	0	1
vs. DEN - 11/24*	4	0	4	0	0.0	--	0	2	1	1
at NYG - 12/4*	1	0	1	0	0.0	--	0	0	0	1
vs. KC - 12/11*	4	1	5	0	0.0	--	0	0	0	1
at WAS - 12/18*	3	0	3	1	0.0	--	0	0	0	1
at CAR - 12/24*	2	1	3	0	0.0	--	0	1	0	2
vs. STL - 1/1/06*	6	0	6	0	0.0	--	0	1	0	0
2005..GP/GS: 16/16	55	15	70	3	1.0	--	1	4	3	15

2006 (DAL)	U	A	T	TFL	SK	QH	FF	FR	INT	PD
at JAX - 9/10*	7	0	7	0	0.0	--	0	0	0	2
vs. WAS - 9/17*	4	0	4	0	0.0	--	0	0	0	0
at TEN - 10/1*	2	0	2	0	0.0	--	0	0	0	0
at PHI - 10/8*	1	0	1	0	0.0	--	0	0	0	0
vs. HOU - 10/15*	0	0	0	0	0.0	--	0	0	0	1
vs. NYG - 10/23*	6	2	8	0	0.0	--	0	0	0	1
at CAR - 10/29*	3	1	4	0	0.0	--	0	0	1	1
at WAS - 11/5*	2	2	4	0	0.0	--	0	0	0	0
at ARI - 11/12*	3	1	4	0	0.0	--	0	0	0	0
vs. IND - 11/19*	3	0	3	1	0.0	--	0	0	0	1
vs. TB - 11/23*	1	1	2	0	0.0	--	0	0	0	0
at NYG - 12/3*	5	1	6	0	0.0	--	0	0	0	0
vs. NO - 12/10*	7	0	7	0	0.0	--	0	0	0	1
at ATL - 12/16*	5	0	5	0	0.0	--	0	0	0	4
vs. PHI - 12/25*	3	2	5	0	0.0	--	0	0	0	1
vs. DET - 12/31*	2	2	4	0	0.0	--	0	0	0	0
2006..GP/GS: 16/16	54	12	66	1	0.0	--	0	0	1	12

2006 PLAYOFFS

at SEA - 1/6/07*	5	1	6	0	0.0	--	0	0	0	1
------------------	---	---	---	---	-----	----	---	---	---	---

	KICKOFF														EXECUTIVES														COACHES														STAFF														PLAYERS														ROOKIES														2017 SEASON																RECORDS																PLAYOFF RECORDS																HISTORY																EXTRA POINTS																																																																																																																																																																																																																																																																																																																																																																																																																									
	2007 (DAL).....	U	A	T	TFL	SK	QH	FF	FR	INT	PD	2010 (DAL).....	U		A	T	TFL	SK	QH	FF	FR	INT	PD	vs. NYG - 9/9.....	INACTIVE	at MIA - 9/16.....	INACTIVE		at CHI - 9/23.....	0	2	2	0	0.0	--	0	0	0	1	vs. STL - 9/30.....	4		1	5	0	0.0	--	0	0	0	0	at BUF - 10/8*.....	4	1	5		1	0.0	--	0	0	1	1	vs. NE - 10/14*.....	9	0	9	0	0.0		--	1	0	0	1	vs. NYG - 10/17*.....	4	0	4	0	0.0	--	0		0	0	0	vs. JAX - 10/31*.....	1	0	1	0	0.0	--	0	0	0	1	at GB - 11/7*.....		3	1	8	0	0.0	--	0	0	0	1	at NYG - 11/14*.....	4	3	7	0		0.0	--	0	0	0	2	vs. DET - 11/21*.....	6	0	6	0	0.0	--	0	0		1	3	vs. NO - 11/25*.....	7	1	2	0	0.0	--	0	0	1	1	vs. GB - 11/29*.....	5		0	5	0	0.0	--	0	0	1	2	at DET - 12/9*.....	7	1	8	0	0.0	--	0	0	0	0	vs. PHI - 12/16*.....	2	0	2	0	0.0	--	0	0	0	1	at CAR - 12/22*....	4	0	4	0	0.0	--	0	0	0	1	at WAS - 12/30.....	INACTIVE	2007..GP/GS: 13/11.....	51	11	62	1	0.0	--	1	0	4	15	2010..GP/GS: 16/16.....	67	14	81	1	0.0	--	0	1	5	14	2011 (DAL).....	U	A	T	TFL	SK	QH	FF	FR	INT	PD	at NYJ - 9/11.....	INACTIVE	at SF - 9/18.....	INACTIVE	vs. WAS - 9/26*...0	1	1	0	0.0	--	0	0	0	1	vs. DET - 10/2*.....	4	2	6	0	0.0	--	0	0	0	0	at NE - 10/16*.....	4	2	6	0	0.0	--	0	1	1	1	vs. STL - 10/23*...0	2	2	0	0.0	--	0	0	0	0	at PHI - 10/30*...5	2	2	7	0	0.0	--	0	0	0	1	vs. SEA - 11/6*.....	4	1	5	0	0.0	--	0	0	1	2	vs. BUF - 11/13*...4	0	4	0	0.0	--	0	0	2	2	at WAS - 11/20*...5	1	6	1	0.0	--	0	0	0	1	vs. MIA - 11/24*.....	1	2	0	0.0	--	0	0	0	1	at ARI - 12/4*.....0	0	0	0	0.0	--	0	0	0	0	vs. NYG - 12/11*..2	1	3	0	0.0	--	0	0	0	1	at TB - 12/17*.....3	2	5	0	0.0	--	0	0	0	0	vs. PHI - 12/24*...5	0	5	0	0.0	--	0	0	0	0	at NYG - 11/12*...3	2	5	0	0.0	--	0	0	0	0	2011...GP/GS: 14/14.....	40	17	57	1	0.0	--	0	1	4	10	2012 (CIN).....	U	A	T	TFL	SK	QH	FF	FR	INT	PD	at BAL - 9/10*.....0	0	0	0	0.0	--	0	0	0	0	vs. CLE - 9/16*.....4	4	8	0	0.0	--	1	0	0	0	at WAS - 9/23*....4	4	8	1	0.0	--	0	0	0	1	at JAX - 9/30*.....2	1	3	0	0.0	--	0	0	0	2	vs. MIA - 10/7*.....5	1	6	1	0.0	--	0	1	0	0	at CLE - 10/14*....8	1	9	0	0.0	--	0	0	0	0	vs. PIT - 10/21*...2	2	4	0	0.0	--	0	0	0	0	vs. DEN - 11/4*....4	2	6	0	0.0	--	0	0	2	3	vs. NYG - 11/11*...5	2	7	1	0.0	--	0	0	0	2	at KC - 11/18*.....1	0	1	0	0.0	--	0	0	0	1	vs. OAK - 11/25*...1	3	4	0	0.0	--	0	0	0	2	at SD - 12/2*.....1	1	2	0	0.0	--	0	0	0	0	vs. DAL - 12/9*....3	3	6	1	0.0	--	0	0	0	2	at PHI - 12/13*....3	0	3	0	0.0	--	0	0	0	1	at PIT - 12/23*....6	2	8	0	0.0	--	0	1	0	0	vs. BAL - 12/30....	INACTIVE	2012..GP/GS: 15/15.....	29	46	75	4	0.0	0	1	2	2	14
2007 (DAL).....	U	A	T	TFL	SK	QH	FF	FR	INT	PD	2010 (DAL).....	U	A	T	TFL	SK	QH	FF	FR	INT	PD	vs. NYG - 9/9.....	INACTIVE	at MIA - 9/16.....	INACTIVE	at CHI - 9/23.....	0	2	2	0	0.0	--	0	0	0	1	vs. STL - 9/30.....	4	1	5	0	0.0	--	0	0	0	0	at BUF - 10/8*.....	4	1	5	1	0.0	--	0	0	1	1	vs. NE - 10/14*.....	9	0	9	0	0.0	--	1	0	0	1	vs. NYG - 10/17*.....	4	0	4	0	0.0	--	0	0	0	0	vs. JAX - 10/31*.....	1	0	1	0	0.0	--	0	0	0	0	at GB - 11/7*.....	3	1	4	0	0.0	--	0	0	0	0	at NYG - 11/14*.....	4	3	7	0	0.0	--	0	0	0	2	vs. DET - 11/21*.....	6	0	6	0	0.0	--	0	0	1	3	vs. NO - 11/25*.....	7	1	8	0	0.0	--	0	0	0	1	vs. GB - 11/29*.....	5	0	5	0	0.0	--	0	0	1	2	at DET - 12/9*.....	7	1	8	0	0.0	--	0	0	0	0	vs. PHI - 12/16*.....	2	0	2	0	0.0	--	0	0	0	1	at CAR - 12/22*....	4	0	4	0	0.0	--	0	0	0	1	at WAS - 12/30.....	INACTIVE	2007..GP/GS: 13/11.....	51	11	62	1	0.0	--	1	0	4	15	2010..GP/GS: 16/16.....	67	14	81	1	0.0	--	0	1	5	14	2011 (DAL).....	U	A	T	TFL	SK	QH	FF	FR	INT	PD	at NYJ - 9/11.....	INACTIVE	at SF - 9/18.....	INACTIVE	vs. WAS - 9/26*...0	1	1	0	0.0	--	0	0	0	1	vs. DET - 10/2*.....	4	2	6	0	0.0	--	0	0	0	0	at NE - 10/16*.....	4	2	6	0	0.0	--	0	1	1	1	vs. STL - 10/23*...0	2	2	0	0.0	--	0	0	0	0	at PHI - 10/30*...5	2	2	7	0	0.0	--	0	0	0	1	vs. SEA - 11/6*.....	4	1	5	0	0.0	--	0	0	1	2	vs. BUF - 11/13*...4	0	4	0	0.0	--	0	0	2	2	at WAS - 11/20*...5	1	6	1	0.0	--	0	0	0	1	vs. MIA - 11/24*.....	1	2	0	0.0	--	0	0	0	1	at ARI - 12/4*.....0	0	0	0	0.0	--	0	0	0	0	vs. NYG - 12/11*..2	1	3	0	0.0	--	0	0	0	1	at TB - 12/17*.....3	2	5	0	0.0	--	0	0	0	0	vs. PHI - 12/24*...5	0	5	0	0.0	--	0	0	0	0	at NYG - 11/12*...3	2	5	0	0.0	--	0	0	0	0	2011...GP/GS: 14/14.....	40	17	57	1	0.0	--	0	1	4	10	2012 (CIN).....	U	A	T	TFL	SK	QH	FF	FR	INT	PD	at BAL - 9/10*.....0	0	0	0	0.0	--	0	0	0	0	vs. CLE - 9/16*.....4	4	8	0	0.0	--	1	0	0	0	at WAS - 9/23*....4	4	8	1	0.0	--	0	0	0	1	at JAX - 9/30*.....2	1	3	0	0.0	--	0	0	0	2	vs. MIA - 10/7*.....5	1	6	1	0.0	--	0	1	0	0	at CLE - 10/14*....8	1	9	0	0.0	--	0	0	0	0	vs. PIT - 10/21*...2	2	4	0	0.0	--	0	0	0	0	vs. DEN - 11/4*....4	2	6	0	0.0	--	0	0	2	3	vs. NYG - 11/11*...5	2	7	1	0.0	--	0	0	0	2	at KC - 11/18*.....1	0	1	0	0.0	--	0	0	0	1	vs. OAK - 11/25*...1	3	4	0	0.0	--	0	0	0	2	at SD - 12/2*.....1	1	2	0	0.0	--	0	0	0	0	vs. DAL - 12/9*....3	3	6	1	0.0	--	0	0	0	2	at PHI - 12/13*....3	0	3	0	0.0	--	0	0	0	1	at PIT - 12/23*....6	2	8	0	0.0	--	0	1	0	0	vs. BAL - 12/30....	INACTIVE	2012..GP/GS: 15/15.....	29	46	75	4	0.0	0	1	2	2	14	2012 PLAYOFFS	at HOU - 1/5/13*..7	0	7	0	0.0	--	0	0	0	1
2007 (DAL).....	U	A	T	TFL	SK	QH	FF	FR	INT	PD	2010 (DAL).....	U	A	T	TFL	SK	QH	FF	FR	INT	PD	vs. NYG - 9/9.....	INACTIVE	at MIA - 9/16.....	INACTIVE	at CHI - 9/23.....	0	2	2	0	0.0	--	0	0	0	1	vs. STL - 9/30.....	4	1	5	0	0.0	--	0	0	0	0	at BUF - 10/8*.....	4	1	5	1	0.0	--	0	0	1	1	vs. NE - 10/14*.....	9	0	9	0	0.0	--	1	0	0	1	vs. NYG - 10/17*.....	4	0	4	0	0.0	--	0	0	0	0	vs. JAX - 10/31*.....	1	0	1	0	0.0	--	0	0	0	0	at GB - 11/7*.....	3	1	4	0	0.0	--	0	0	0	0	at NYG - 11/14*.....	4	3	7	0	0.0	--	0	0	0	2	vs. DET - 11/21*.....	6	0	6	0	0.0	--	0	0	1	3	vs. NO - 11/25*.....	7	1	8	0	0.0	--	0	0	0	1	vs. GB - 11/29*.....	5	0	5	0	0.0	--	0	0	1	2	at DET - 12/9*.....	7	1	8	0	0.0	--	0	0	0	0	vs. PHI - 12/16*.....	2	0	2	0	0.0	--	0	0	0	1	at CAR - 12/22*....	4	0	4	0	0.0	--	0	0	0	1	at WAS - 12/30.....	INACTIVE	2007..GP/GS: 13/11.....	51	11	62	1	0.0	--	1	0	4	15	2010..GP/GS: 16/16.....	67	14	81	1	0.0	--	0	1	5	14	2011 (DAL).....	U	A	T	TFL	SK	QH	FF	FR	INT	PD	at NYJ - 9/11.....	INACTIVE	at SF - 9/18.....	INACTIVE	vs. WAS - 9/26*...0	1	1	0	0.0	--	0	0	0	1	vs. DET - 10/2*.....	4	2	6	0	0.0	--	0	0	0	0	at NE - 10/16*.....	4	2	6	0	0.0	--	0	1	1	1	vs. STL - 10/23*...0	2	2	0	0.0	--	0	0	0	0	at PHI - 10/30*...5	2	2	7	0	0.0	--	0	0	0	1	vs. SEA - 11/6*.....	4	1	5	0	0.0	--	0	0	1	2	vs. BUF - 11/13*...4	0	4	0	0.0	--	0	0	2	2	at WAS - 11/20*...5	1	6	1	0.0	--	0	0	0	1	vs. MIA - 11/24*.....	1	2	0	0.0	--	0	0	0	1	at ARI - 12/4*.....0	0	0	0	0.0	--	0	0	0	0	vs. NYG - 12/11*..2	1	3	0	0.0	--	0	0	0	1	at TB - 12/17*.....3	2	5	0	0.0	--	0	0	0	0	vs. PHI - 12/24*...5	0	5	0	0.0	--	0	0	0	0	at NYG - 11/12*...3	2	5	0	0.0	--	0	0	0	0	2011...GP/GS: 14/14.....	40	17	57	1	0.0	--	0	1	4	10	2012 (CIN).....	U	A	T	TFL	SK	QH	FF	FR	INT	PD	at BAL - 9/10*.....0	0	0	0	0.0	--	0	0	0	0	vs. CLE - 9/16*.....4	4	8	0	0.0	--	1	0	0	0	at WAS - 9/23*....4	4	8	1	0.0	--	0	0	0	1	at JAX - 9/30*.....2	1	3	0	0.0	--	0	0	0	2	vs. MIA - 10/7*.....5	1	6	1	0.0	--	0	1	0	0	at CLE - 10/14*....8	1	9	0	0.0	--	0	0	0	0	vs. PIT - 10/21*...2	2	4	0	0.0	--	0	0	0	0	vs. DEN - 11/4*....4	2	6	0	0.0	--	0	0	2	3	vs. NYG - 11/11*...5	2	7	1	0.0	--	0	0	0	2	at KC - 11/18*.....1	0	1	0	0.0	--	0	0	0	1	vs. OAK - 11/25*...1	3	4	0	0.0	--	0	0	0	2	at SD - 12/2*.....1	1	2	0	0.0	--	0	0	0	0	vs. DAL - 12/9*....3	3	6	1	0.0	--	0	0	0	2	at PHI - 12/13*....3	0	3	0	0.0	--	0	0	0	1	at PIT - 12/23*....6	2	8	0	0.0	--	0	1	0	0	vs. BAL - 12/30....	INACTIVE	2012..GP/GS: 15/15.....	29	46	75	4	0.0	0	1	2	2	14	2012 PLAYOFFS	at HOU - 1/5/13*..7	0	7	0	0.0	--	0	0	0	1

2013 (CIN).....U	A	T	TFL	SK	QH	FF	FR	INT	PD
at CHI - 9/8*.....3	1	4	1	0.0	--	0	0	0	0
vs. PIT - 9/16*.....5	1	6	1	0.0	--	0	0	0	2
vs. GB - 9/22*.....6	0	6	1	0.0	--	0	1	1	1
at CLE - 9/29*.....4	2	6	0	0.0	--	0	0	0	0
vs. NE - 10/6*.....2	0	2	0	0.0	--	0	0	0	1
at BUF - 10/13*.....3	1	4	0	0.0	--	0	0	0	2
at DET - 10/20*.....5	0	5	0	0.0	--	0	0	0	3
vs. NYJ - 10/27*.....3	0	3	1	0.0	--	0	0	0	0
at MIA - 10/31*.....3	0	3	0	0.0	--	0	0	0	1
at BAL - 11/10*.....4	1	5	0	0.0	--	0	0	1	2
vs. CLE - 11/17*.....2	0	2	0	0.0	--	0	0	0	2
at SD - 12/1*.....1	0	1	0	0.0	--	0	0	0	0
vs. IND - 12/8*.....3	1	4	0	0.0	--	0	0	0	0
at PIT - 12/15.....INACTIVE									
vs. MIN - 12/22.....INACTIVE									
vs. BAL - 12/29.....INACTIVE									

2013...GP/GS: 13/13...44 7 51 4 0.0 0 0 1 2 14

2013 PLAYOFFS

vs. SD - 1/5/14.....INACTIVE

2014 (CIN).....U	A	T	TFL	SK	QH	FF	FR	INT	PD
at BAL - 9/7*.....5	2	7	0	0.0	--	0	0	0	1
vs. ATL - 9/14*.....7	3	10	0	0.0	--	0	0	0	3
vs. TEN - 9/21*.....0	2	2	0	0.0	--	0	0	0	1
at NE - 10/5*.....7	1	8	0	0.0	--	0	0	0	0
vs. CAR - 10/12*.....3	2	5	0	0.0	--	0	0	0	1
at IND - 10/19*.....3	0	3	0	0.0	--	0	0	0	0
vs. BAL - 10/26*.....2	2	4	0	0.0	--	0	0	0	1
vs. JAX - 11/2*.....4	2	6	0	0.0	--	0	0	0	1
vs. CLE - 11/6*.....2	3	5	0	0.0	--	0	0	0	0
at NO - 11/16.....INACTIVE									
at HOU - 11/23*.....2	1	3	0	0.0	--	0	0	0	1
at TB - 11/30*.....4	1	5	0	0.0	--	0	0	1	2
vs. PIT - 12/7*.....3	4	7	0	0.0	--	0	0	0	2
at CLE - 12/14.....INACTIVE									
vs. DEN - 12/22*.....5	1	6	0	0.0	--	0	0	0	1
at PIT - 12/28.....INACTIVE									

2014...GP/GS: 13/13...47 24 71 0 0.0 0 0 0 1 14

2014 PLAYOFFS

at IND - 1/4/15.....3 0 3 0 0.0 -- 0 0 0 1

2015 (MIN).....U	A	T	TFL	SK	QH	FF	FR	INT	PD
at SF - 9/14*.....7	2	9	0	0.0	0	0	0	0	0
vs. DET - 9/20*.....3	1	4	0	0.0	0	0	0	0	1
vs. SD - 9/27*.....4	2	6	0	0.0	0	0	0	0	1
at DEN - 10/4*.....5	0	5	0	0.0	0	0	0	0	1
vs. KC - 10/18*.....3	0	3	0	0.0	0	0	0	0	0
at DET - 10/25*.....1	1	2	0	0.0	0	0	0	0	0
at CHI - 11/1*.....8	4	12	0	0.0	0	0	0	0	1
vs. STL - 11/8*.....2	0	2	0	0.0	0	0	0	0	0
at OAK - 11/15*.....3	2	5	1	0.0	0	0	0	2	5
vs. GB - 11/22*.....3	2	5	1	0.0	0	0	0	0	1
at ATL - 11/29*.....0	1	1	0	0.0	0	0	0	1	2
vs. SEA - 12/6*.....3	0	3	0	0.0	0	0	0	0	0
at AZ - 12/10*.....1	2	3	0	0.0	0	0	0	0	0
vs. CHI - 12/20*.....9	0	9	0	0.0	0	0	0	0	0
vs. NYG - 12/27*.....3	0	3	1	0.0	0	0	0	0	1
at GB - 1/3/16*.....3	1	4	0	0.0	0	0	0	0	1

2015...GP/GS: 16/16...58 18 76 3 0.0 0 0 0 3 14

2015 PLAYOFFS

vs. SEA - 1/10/16*...1 0 1 0 0.0 0 0 0 0 0

2016 (MIN).....U	A	T	TFL	SK	QH	FF	FR	INT	PD
at TN - 9/11*.....6	1	7	0	0.0	0	0	0	0	0
vs. GB - 9/18*.....2	1	3	0	0.0	0	0	0	0	2
at CAR - 9/25*.....4	1	5	0	0.0	0	0	0	0	1
vs. NYG - 10/3*.....3	1	4	0	0.0	0	0	0	0	1
vs. HOU - 10/9*.....0	0	0	0	0.0	0	0	0	0	2
at PHI - 10/23*.....1	0	1	0	0.0	0	0	0	0	0
at CHI - 10/31*.....2	0	2	0	0.0	0	0	0	0	4
vs. DET - 11/6*.....3	0	3	1	0.0	1	0	0	0	1
at WAS - 11/13*.....3	1	4	0	0.0	0	0	0	0	1
vs. ARI - 11/20.....1	1	2	0	0.0	0	0	0	0	0
at DET - 11/24.....INACTIVE									
vs. DAL - 12/1.....1	0	1	1	0.0	0	0	0	0	0
at JAX - 12/11.....5	0	5	0	0.0	0	0	0	0	0
vs. IND - 12/18*.....3	0	3	0	0.0	0	0	0	0	1
at GB - 12/24*.....3	0	3	1	0.0	0	0	0	0	0
vs. CHI - 1/1/17.....0	2	2	0	0.0	0	1	0	0	1

2016...GP/GS: 15/10...37 8 45 3 0.0 1 1 0 1 14

2017 (MIN).....U	A	T	TFL	SK	QH	FF	FR	INT	PD
vs. NO - 9/11.....6	1	7	0	0.0	0	0	0	0	0
at PIT - 9/17.....2	1	3	0	0.0	0	0	0	0	1
vs. TB - 9/24.....3	2	5	0	0.0	0	0	0	0	0
vs. DET - 10/1*.....1	0	1	0	0.0	0	0	0	0	0
at CHI - 10/9.....3	1	4	0	0.0	0	0	0	0	1
vs. GB - 10/15*.....5	4	9	0	0.0	0	0	0	0	0
vs. BAL - 10/22.....0	4	4	0	0.0	0	0	0	0	0
at CLE - 10/29*.....0	0	0	0	0.0	0	0	0	0	1
at WAS - 11/12.....1	1	2	0	0.0	0	0	0	0	1
vs. LAR - 11/19*.....4	0	4	2	0.0	0	0	0	0	0
at DET - 11/23*.....0	0	0	0	0.0	1	0	0	0	0
at ATL - 12/3.....0	0	0	0	0.0	0	0	0	0	0
at CAR - 12/10*.....0	1	1	0	0.0	0	0	0	0	0
vs. CIN - 12/17.....1	1	2	0	0.0	0	0	0	1	2
at GB - 12/23*.....3	1	4	0	0.0	0	0	0	0	0
vs. CHI - 12/31.....1	1	2	0	0.0	0	0	0	0	0

2017...GP/GS: 16/7....30 18 48 2 0.0 1 0 0 1 6

2017 PLAYOFFS

vs. NO - 1/14/18*...1 0 1 0 0.0 0 0 0 0 0

at PHI - 1/21/18*...4 0 4 1 0.0 0 0 0 0 0

2017...GP/GS: 2/2...5 0 5 2 0.0 0 0 0 0 0



72 STORM NORTON

POSITION: Tackle
HEIGHT/WEIGHT: 6-7/317
DOB: 5-16-94
HOMETOWN: Toledo, OH

COLLEGE: Toledo
ACQUIRED: PS 2017
NFL SEASON: 1
VIKINGS SEASON: 1

2017 GP/GS	Career GP/GS	Playoffs GP/GS
PS	0/0	0/0

• Added to the Vikings practice squad late in the 2017 campaign and signed a futures contract with the club in February

OFF THE FIELD Majored in communications...Son of Phil and Karen Norton and has an older brother, Beau...Full name is Storm Willis Norton...Recently had a daughter, Ryker Lee, in March

PRO Entered the NFL as an undrafted free agent with the Detroit Lions following the 2017 NFL Draft...Added to the Lions practice squad on 9/3/17...Signed to Detroit's active roster on 9/9/17 and was inactive for the next day vs Arizona (9/10/17)...Cut and added back to the Lions practice squad on 9/13/17...Released from Detroit's practice squad on 9/25/17 and then brought back to the practice squad on 10/26/17...Cut from the Lions practice squad on 10/31/17 and signed to the Cardinals practice squad on 11/6/17...Released from the Cardinals practice squad on 11/30/17 and signed to the Vikings practice squad on 12/12/17...Signed a futures contract with the Vikings on 1/29/18.

2017 Signed as an undrafted free agent with the Detroit Lions following the 2017 NFL Draft...Spent the offseason, training camp and preseason with the Lions before being added to Detroit's practice squad to start the season...Added to the Lions 53-man roster and was inactive vs. Arizona (9/10/17)...Added back to Lions practice squad on 9/13/17...Brief stint on the Cardinals practice squad before signing to the Vikings practice squad on 12/12/17...Signed a futures contract with the Vikings on 1/29/18.

COLLEGE Appeared in 46 games with 28 starts...A key part of Toledo's high-powered offenses from 2014-16...1st Team All-MAC in 2015...Redshirted his 1st year on campus in 2012.

PREP Attended Whitmer HS in Toledo, Ohio...1st-team All-State as a senior...Named the district lineman of the year as a senior...Also participated in track and field while in high school.



95 IFEADI ODENIGBO

POSITION: Defensive End
HEIGHT/WEIGHT: 6-3/258
DOB: 4-8-94
HOMETOWN: Centerville, OH

COLLEGE: Northwestern
ACQUIRED: D7b (#220) 2017
NFL SEASON: 1
VIKINGS SEASON: 1

2017 GP/GS	Career GP/GS	Playoffs GP/GS
PS	0/0	0/0

• Is the 1st member of his family born in the United States; his parents emigrated from Nigeria.
• Did not play football until 10th grade.

OFF THE FIELD Majored in economics at Northwestern...The middle of 3 children, his parents came to the United States from Nigeria...His mother, Linda, is a pediatrician and father, Thomas, is a civil engineer...Linda came to United States in 1992 and 3 years later, Thomas made the move...Younger brother, Tito, is a defensive lineman at University of Miami (FL) after initially playing at the University of Illinois.

PRO Selected in the 7th round (#220) of the 2017 NFL Draft by the Vikings, 1 of 4 picks in the 7th round...Joined Wildcats LB Anthony Walker (5th round, Indianapolis) being selected in the Draft...The 1st Northwestern player drafted by the Vikings since TE Steve Craig in 3rd round in 1974 and joins WR Jim Lash in the 3rd round in 1973 and WR Paul Flatley in the 4th round in 1963 as the only other Wildcats drafted by the Vikings.

2017 Signed to the Vikings practice squad on 9/3/17 after being released as a part of final roster cuts.

COLLEGE Helped Northwestern to a 10-3 mark as a junior in 2015...Played his final game as a Wildcat in Pinstripe Bowl win over Pittsburgh at Yankee Stadium...Ended collegiate career ranked 2nd in Northwestern school history with 23.5 sacks...Earned 1st-Team All-Big Ten from conference coaches

as a senior and 2nd-Team honors from league media...Led Big Ten with 10.0 sacks on the 2016 season...Tied school record and set personal career high with 4.0 sacks at Iowa in a 38-31 victory and had season-high 5 tackles...Had pair of sacks in win at Michigan State...Notched sacks against Minnesota and Illinois...Played in 12 of 13 games as a junior in 2015...Had season-high 1.5 sacks against Stanford as a junior...Notched 5.0 sacks on the season...Played in all 12 games as a sophomore...Played primarily on 3rd downs in 2014...Tied a Big Ten record and became 1st conference player since Iowa DB Bob Sanders to notch 3 forced fumbles in a game, doing so against Western Illinois, and went on to earn Wildcats Defensive Player of the Week, capping game with 3 tackles, 2.0 sacks, a FR and the 3 FFs...Batted a Wisconsin pass that was intercepted by teammate Jimmy Hall...Posted 5.5 sacks as a redshirt freshman in 2013, good for 2nd on the team...Had a sack in season opener at Cal...Had sacks against Nebraska, Minnesota and Wisconsin...Notched 9 tackles on the season, 6.5 of those were for a loss...Saw time in 1 game as a true freshman, playing against Vanderbilt before suffering season-ending injury, but was granted hardship waiver and did not lose a year of eligibility.

PREP Standout in football and track at Centerville HS in Dayton, Ohio...Ranked as #51 overall prospect by ESPN.com, the #6 DE prospect and the #1 player in Ohio and the Midwest Region...Ranked #99 in Rivals 100 and was #109 in Scout...A SuperPrep All-America choice...Competed in Under Armour All America game...Helped Centerville to a conference title as a senior...Ran anchor on 4x200 relay team that placed 3rd at state meet as a senior.



60

DAVID PARRY

POSITION: Defensive Tackle
HEIGHT/WEIGHT: 6-2/317
DOB: 3-7-92
HOMETOWN: Marion, IA

COLLEGE: Stanford
ACQUIRED: FA 2018
NFL SEASON: 4
VIKINGS SEASON: 1

2017 GP/GS
1/0-NO

Career GP/GS
33/32 (32/32 -IND, 0/1-NO)

Playoffs GP/GS
0/0

• Has started 33 of 32 games in his career, including a streak of 32 consecutive to start his career

• Began his career at Stanford as a walk-on and was a Bursworth Trophy semifinalist, which is awarded annually to the most outstanding college football player who began his career as a walk-on.

OFF THE FIELD Majored in political science at Stanford... His brother, George, played football at Harvard from 2000-04... Was born in Carrollton, Texas.

PRO Selected in the 5th round (#151) of the 2015 NFL Draft by the Colts...Started all 32 games in his 1st two seasons in the league...Released from the Colts as a part of final roster cuts on 9/2/17...Signed to the Saints practice squad on 9/4/17...Signed to the active roster on 9/20/17...Declared as a free agent on 3/14/18...Signed with the Vikings on 5/16/18.

2017 Signed to the Saints practice squad on 9/4/17 after being released from the Colts as a part of final roster cuts...Activated to the active roster prior to Week 3 and tallied 1 assisted tackle before suffering a leg injury...Placed on IR prior to Week 4 and missed the remainder of the season.

2016 Started all 16 games at NT for the 2nd straight season, finishing with 49 tackles, 3.0 sacks and 4 TFL...In a Week 9 win at Green Bay (11/6), finished with 4 tackles, 1.0 sack and 1 TFL while recording his 1st sack of the season when he dropped Aaron Rodgers.

PARRY'S NFL TOTALS

Year.....	GP/GS	Tackles			Sacks	INTs	PBU	TFL	QBH	FF/FR	Special Teams
		Solo	Asst.	Total							
2015 (IND)	16/16	15	16	31	1.0	0	0	4	3	0/0	0
2016 (IND)	16/16	34	13	47	3.0	0	0	4	8	0/0	0
2017 (NO)	1/0	0	1	1	0.0	0	0	0	0	0/0	0
Totals	33/32	49	30	79	4.0	0	0	8	11	0/0	0

SINGLE-GAME CAREER HIGHS

Tackles.....5..... 2x, last at Detroit, 9/18/16
Solo Tackles.....5..... at Detroit, 9/18/16
Sacks.....1.0..... 4x, last at New York Jets, 12/5/16
QB Hurries.....1..... 11x, last vs. Jacksonville, 1/1/17
Tackle For Loss.....1..... 8x, last at New York Jets, 12/5/16

PARRY'S SACKS

GAME	QB	SACK
at Tennessee, 9/27/15	Marcus Mariota	1.0
at Green Bay, 11/6/16	Aaron Rodgers	1.0
vs. Tennessee, 11/20/16	Marcus Mariota	1.0
at New York Jets, 12/5/16	Bryce Petty	1.0
Total		4.0

PARRY'S CAREER GAME-BY-GAMES

2015 - (IND).....U	A	T	TFL	SK	QH	FF	FR	INT	PD	2017 -(NO).....U	A	T	TFL	SK	QH	FF	FR	INT	PD
at BUF - 9/13 *.....1	0	1	0	0.0	0	0	0	0	0	at MIN - 9/11.....PRACTICE SQUAD									
vs. NYJ - 9/21 *.....2	2	3	1	0.0	0	0	0	0	0	vs. NE - 9/17PRACTICE SQUAD									
at TEN - 9/27 *.....2	0	2	1	1.0	1	0	0	0	0	at CAR - 9/24.....0	1	1	0	0.0	0	0	0	0	0
vs. JAX - 10/4 *.....0	2	2	0	0.0	0	0	0	0	0	at MIA - 10/1.....INJURED RESERVE									
at HOU - 10/8 *.....2	0	2	1	0.0	0	0	0	0	0	vs. DET - 10/15.....INJURED RESERVE									
vs. NE - 10/18 *.....1	0	1	0	0.0	0	0	0	0	0	at GB - 10/22.....INJURED RESERVE									
vs. NO - 10/25 *.....0	2	2	0	0.0	0	0	0	0	0	vs. CHI - 10/29INJURED RESERVE									
at CAR - 11/2 *.....1	2	3	0	0.0	1	0	0	0	0	vs. TB - 11/5.....INJURED RESERVE									
vs. DEN - 11/8 *.....0	0	0	0	0.0	1	0	0	0	0	at BUF - 11/12INJURED RESERVE									
at ATL - 11/22 *.....0	1	1	0	0.0	0	0	0	0	0	vs. WAS - 11/19INJURED RESERVE									
vs. TB - 11/29 *.....0	1	1	0	0.0	0	0	0	0	0	at LAR - 11/26.....INJURED RESERVE									
at PIT - 12/6 *.....2	0	2	0	0.0	0	0	0	0	0	vs. CAR - 12/3INJURED RESERVE									
at JAX - 12/13 *.....2	1	3	0	0.0	0	0	0	0	0	at ATL - 12/7INJURED RESERVE									
vs. HOU - 12/20 *.....1	2	3	1	0.0	0	0	0	0	0	vs. NYJ - 12/17INJURED RESERVE									
at MIA - 12/27 *.....2	3	5	0	0.0	0	0	0	0	0	vs. ATL - 12/24.....INJURED RESERVE									
vs. TEN - 1/3/16 *.....0	0	0	0	0.0	0	0	0	0	0	at TB - 12/31INJURED RESERVE									
2015 ..GP/GS: 16/16.....15	16	31	4	1.0	3	0	0	0	0	2017GP/GS: 1/0.....0	1	1	0	0.0	0	0	0	0	0
2016 - (IND).....U	A	T	TFL	SK	QH	FF	FR	INT	PD										
vs. TEN - 9/11 *.....1	0	1	0	0.0	0	0	0	0	0										
at DET - 9/18 *.....5	0	5	0	0.0	0	0	0	0	0										
vs. SD - 9/25 *.....2	2	4	0	0.0	1	0	0	0	0										
at JAX - 10/2 *.....1	0	1	1	0.0	0	0	0	0	0										
vs. CHI - 10/9 *.....2	0	2	0	0.0	1	0	0	0	0										
at HOU - 10/16 *.....2	1	3	0	0.0	1	0	0	0	0										
at TEN - 10/23 *.....0	3	3	0	0.0	0	0	0	0	0										
vs. KC - 10/30 *.....3	0	3	0	0.0	0	0	0	0	0										
at GB - 11/6 *.....4	0	4	1	1.0	1	0	0	0	0										
vs. TEN - 11/20 *.....3	0	3	1	1.0	1	0	0	0	0										
vs. PIT - 11/24 *.....2	2	4	0	0.0	0	0	0	0	0										
at NYJ - 12/5 *.....1	0	1	1	1.0	1	0	0	0	0										
vs. HOU - 12/11 *.....3	1	4	0	0.0	1	0	0	0	0										
at MIN - 12/18 *.....0	0	0	0	0.0	0	0	0	0	0										
at OAK - 12/24 *.....3	1	4	0	0.0	0	0	0	0	0										
vs. JAX - 1/1/17 *.....2	3	5	0	0.0	1	0	0	0	0										
2016 ..GP/GS: 16/16.....34	13	47	4	3.0	8	0	0	0	0										



87

JOSIAH PRICE

POSITION: Tight End
HEIGHT/WEIGHT: 6-4/249
DOB: 7-19-93
HOMETOWN: Greentown, IN

COLLEGE: Michigan State
ACQUIRED: FA 2018
NFL SEASON: 1
VIKINGS SEASON: 1

2017 GP/GS 0/0 **Career GP/GS** 0/0 **Playoffs GP/GS** 0/0
 • Michigan State's all-time leader among TEs for most TD catches (21), which also ranks 4th among all players in MSU history.

OFF THE FIELD 2016 Wuerffel Trophy semifinalist awarded for outstanding community service...1 of 25 players in MSU history to earn Academic All-Big Ten honors 4 times... Received bachelor's degree in hospitality business in December 2016...2016 National Football Foundation National Scholar-Athlete Semifinalist...2-time recipient of the MSU Football Players Association Community Service Award (2015, 2016)... Teammates with Vikings CB Trae Waynes at MSU from 2012-14.

PRO Originally signed with Minnesota as an undrafted free agent after the 2017 NFL Draft...Spent the 2017 offseason with the Vikings and was released on 9/2/17...Spent the 2017 regular season out of football and signed with the Vikings on 3/21/18.

2017 Signed with the Vikings on 5/5 and released on 9/2... Spent the 2017 regular season out of football before signing again with Minnesota on 3/21/18

COLLEGE 4-year letter winner with 104 catches, 1,238 receiving yards and 21 TDs (Most in MSU history among TEs) in 51 career games (25 starts)...Twice named 3rd-Team All-Big Ten (2015-16)...Set career highs in receptions (38) and receiving yards (387) as a senior in 2016...Scored a career-high 6 TDs as a junior in 2015 and as a sophomore in 2014...Played in all 14 games with 6 starts as a redshirt freshman helping the Spartans to the 100th Rose Bowl Game and a Big Ten Championship... Redshirted in 2012.

PREP 4-year starter at Eastern HS in Greentown, Indiana... Earned 1st team all-state honors as a senior...Had 130 receptions for 1,920 yards (14.8 avg.) in his high school career... Participated in basketball and track and field, scoring more than 1,000 career points in basketball.



4

RYAN QUIGLEY

POSITION: Punter
HEIGHT/WEIGHT: 6-2/205
DOB: 1-26-90
HOMETOWN: Little River, SC

COLLEGE: Boston College
ACQUIRED: FA 2017
NFL SEASON: 6
VIKINGS SEASON: 2

2017 GP/GS	Career GP/GS	Playoffs GP/GS
16/0	67/0 (45/0-NY); 6/0-ARI; 16/0-MIN)	2/0-MIN

- Has the 2 best single-season net punting marks in New York Jets history with a 39.9 average in 2014 and 38.9 average in 2013.
- Finished the 2017 regular season with 0 touchbacks, becoming the 2nd player in the NFL to finish a season with 0 since the league began tracking the stat in 1991.

OFF THE FIELD Double major in marketing and management & leadership...Had his number retired during the 2016 offseason at North Myrtle Beach HS, along with current Rams TE Terrance Hemingway, becoming the 1st athletes in the school's history to have their numbers retired.

PRO Signed with the Vikings on 4/4/17 and won a punting battle during training camp to earn the job for the 2017 season...Signed with Arizona on 9/28/16 and released on 11/15/16...Signed with Jacksonville on 6/16/16 and released on 8/29/16...Signed with Philadelphia on 4/18/16 and released on 5/23/16...Signed with the N.Y. Jets on 4/12/13, was cut on 8/26/13 and then re-signed on 9/16/13...Originally entered the NFL as a rookie free agent with Chicago on 5/13/12 and was released on 9/10/12.

2017 Punted 71 times for a net average of 39.2 yards with 29 punts landing inside the 20-yard line and 0 touchbacks, becoming the 2nd player in the NFL to finish a season with 0 since the league began tracking the stat in 1991...Punted 3 times for 145 yards at Philadelphia (1/21/18) in his 2nd career playoff game...Booted 4 punts for 127 yards (31.8 avg.) with 2 landing inside the 20-yd line vs. New Orleans (1/14/18) in his first career playoff game...Tallied a season-high 5 punts inside the 20, punting 8 total times with a average of 44.8 vs. Chicago (12/31)...Totalled 5 punts for 217 yards vs. Cincinnati (12/17) as the Vikings clinched the NFC North title, with 3 punts landing inside the 20...Punted 5 times for 225 yards (45.0 avg.) at Atlanta (12/3) including 1 coffin-corner kick that pinned the Falcons at their own 2-yard line...Totalled 4 punts for 171 yards (42.8 avg.) with 2 downed inside the 20 at Detroit (11/23) on Thanksgiving Day...Punted 9 times for 221 yards (36.8 avg.) with 2 inside the 20-yd line vs. Cleveland (10/29) at Twickenham Stadium in London, England as a part of the NFL's International Series...Totalled 6 punts for 264 yards (44.0 avg.) at Pittsburgh (9/17), attempted a fake punt pass but was unsuccessful.

2016 Appeared in 6 games and had 34 punts for 1,416 (41.6 avg) yards for the Arizona Cardinals...Totalled 13 punts inside the 20 and had a 37.2 net average...Tied a career high with 9 punts at San Francisco (10/6)...Recorded 2 special teams tackles - 1 vs. San Francisco (11/13) and 1 vs. Seattle (10/23)...Signed with Arizona on 9/28 and released on 11/15.

2015 Played in 15 games and had 75 punts for 3,287 yards (43.8 avg)...Had 36.5-yard net average and a career-best 27 punts inside the 20 with just 4 touchbacks...Landed a career-high 5 of his career-high-tying 9 punts inside the 20 vs. Jax(11/8).

2014 Appeared in all 16 games and set career highs with 78 punts for 3,580 yards (45.9)...Posted a career-best net average of 39.9...Both gross average and net average were Jets single-season franchise records...Landed 23 punts inside the 20 and had 9 touchbacks...Set a career best with a 51.7-yard average on 6 punts vs. Detroit (9/28)...Set his career-high net average the following week at San Diego (10/5) with a 49.6 mark...Completed his 1st career pass for 38 yards on a fake punt at Miami (12/28).

2013 Played in 14 games and had 72 punts for 3,278 yards (45.5 avg)...Posted a then-franchise-record net average of 38.9 yards and had 21 punts inside the 20 with just 3 touchbacks...Released during preseason and re-signed on 9/16 and made NFL debut on vs. Buffalo (9/22)...Had a season-high net average of 45.6 yards on 5 punts at Cincinnati (10/27)...Totalled 411 yards, a career best, on 8 punts at Baltimore (11/24).

COLLEGE Played in 52 games during his 4 seasons (2008-11) at Boston College...Punted 284 times for 11,418 yards (40.2 avg)...Was 4th in the nation with 28 punts inside the 20 as a senior in 2011...Led the ACC with 3,282 yards and 26 punts inside the 20 as a junior...Named honorable mention all-conference as a sophomore when he tallied 23 punts inside the 20 and ranked 5th in the ACC with a 40.8-yard average...Won the punting and kickoff duties by the midway point of this freshman year in 2008.

PREP Won North Myrtle Beach's Top Male Student-Athlete Award in 2008...Also played basketball and soccer in high school...Was the 2007 Statewide Special Teams Player of the Year from the South Carolina Football Coaches Association.

QUIGLEY'S NFL TOTALS

Year	GP/GS	No	Yds	Gr Avg	Net Avg	Long	IN20	TBs	STT
2013 (NYJ)	14/0	72	3,278	45.5	38.9	67	21	3	1
2014 (NYJ)	16/0	78	3,580	45.9	39.9	69	23	9	0
2015 (NYJ)	15/0	75	3,287	43.8	36.5	68	27	4	0
2016 (ARI)	6/0	34	1,416	41.6	37.2	55	13	2	2
2017 (MIN)	16/0	71	2,994	42.2	39.6	56	29	0	0
Playoffs	2/0	7	272	38.9	31.6	53	2	2	0
Totals	67/0	330	14,555	44.1	39.0	69	113	18	3
Playoffs	2/0	7	272	38.9	31.6	53	2	2	0

Other: Passing: 1/2, 38 Yards, 95.8 rating

SINGLE-GAME CAREER HIGHS

Punts 9 vs. Jacksonville, 11/8/15; at San Francisco, 10/6/16
 Punting Yards 411 at Baltimore, 11/24/13
 Punting Average 51.7 vs. Detroit, 9/28/14
 Net Average 49.6 at San Diego, 10/5/14
 Long Punt 69 vs Pittsburgh, 11/9/14
 Inside 20-Yd line 5 2x, last vs. Chicago, 12/31/17



71

RILEY REIFF

POSITION: Tackle
HEIGHT/WEIGHT: 6-6/305
DOB: 12-1-88
HOMETOWN: Parkston, SD

COLLEGE: Iowa
ACQUIRED: FA 2017
NFL SEASON: 7
VIKINGS SEASON: 2

2017 GP/GS	Career GP/GS	Playoffs GP/GS
15/15	92/84 (77/69 - DET; 15/15 - MIN)	3/3 (1/1 - DET, 2/2 - MIN)

• Native of Parkston, South Dakota, grew up near former Vikings LB Chad Greenway's hometown and signed with the team as a free agent just days after Greenway's retirement.

OFF THE FIELD Avid outdoorsman, enjoys hunting and fishing in all 4 seasons...Majorred in interdepartmental studies at Iowa...Younger brother, Brady, is a defensive lineman at Iowa...A standout wrestler for 2 state titles under his belt and a 121-1 record, was recruited for wrestling and football at South Dakota State...Took part in 2nd annual Celebrity Walleye Classic fishing tournament hosted by the Boys & Girls Clubs of the Sioux Empire in his home state of South Dakota to raise money to support their programs for local kids.

PRO Started all 15 regular-season games he appeared in and both playoff contests for the Vikings in his 1st season with the team...Acquired by the Vikings as a free agent from Detroit, he was the 1st player signed by the club when free agency opened on 3/9/17...Only missed 3 games in 5 seasons for Detroit, starting 69 of his 77 regular-season games played and the 1 playoff contest...Protected Lions QB Matthew Stafford as he set franchise record for career TD passes...Paved the way for Reggie Bush to rush for 1,006 yards in 2013, the lone 1,000-yard RB during his tenure with the Lions...Helped Detroit ascend from a 4-12 record during his rookie season to make the playoffs in 2014 and 2016, notching an 11-5 mark in 2014; the 11-5 mark was the best by the Lions since the 12-4 record in 1991...Originally joined the Lions as the 23rd overall pick in the 2012 Draft, the 2nd T selected that year behind Minnesota taking Matt Kalil.

2017 Started all 15 games he appeared in during his 1st season with the team, helping the Vikings finish 7th in rushing after finishing last in 2016...Started at LT at Philadelphia (1/21/18) in the NFC Championship Game...Started at LT as the Vikings defeated New Orleans (1/14/18) in the Divisional round on a 61-yard TD pass as time expired, the first time in NFL playoff history that a team has won on a TD as time expired in regulation...Started at LT vs. Chicago (12/31) as the Vikings clinched the 2nd-most wins in franchise history...Inactive vs. Cincinnati (12/17)...Started at LT at Detroit (11/23) on Thanksgiving Day...Started at LT vs. LA Rams (11/19) and helped the Vikings tie the franchise record (since 1982) with a 5th game without allowing a sack...Started at LT vs. Cleveland (10/29) at Twickenham Stadium in London, England as a part of the NFL's International Series...Started at LT vs. Baltimore (10/22) and left due to a knee injury...Started at LT in his 1st game against his former team vs. Detroit (10/1)...Started at LT vs. New Orleans (9/11) in his Vikings debut and paved the way for Vikings rookie RB Dalvin Cook to set the Vikings rookie record for rushing yards in their debut (127).

2016 Started 14 games at RT, missing 2 regular-season contests and the Wild Card Playoff game...Helped Lions go 9-7 and finish runner-up in the NFC North...Lions had 8 comeback wins during the season to set NFL record...Lions offense had #11 passing attack in the NFL and featured 5 players with 50+ catches, the 5th time the feat has been achieved in NFL history and the 1st time in Lions history...Helped QB Matthew Stafford pass 30,000 career passing yards in the fewest games in NFL history (109), breaking the mark of 114 held by Dan Marino and Kurt Warner.

2015 Started all 16 games at LT...Lions notched 7-9 mark on the season...Team ranked #9 in NFL in passing offense...Helped Stafford throw for 4,327 yards and 32 TDs, giving him a tie for 2nd-most TD passes in a season and trailing only his own club record of 41...Was the only Lions lineman to start every game during the season.

2014 Started all 15 games at LT...Helped Lions notch 11-5 mark to finish 2nd in NFC North and earn playoff berth...The 11 wins was the best by the club since 1991 when the team went 12-4...Lions posted the #12 passing offense in the NFL...Missed 1st game of his career in annual Thanksgiving Day match vs. Chicago (11/27)...Lions offense had a pair of 1,000+ yard WRs with Golden Tate (1,331) and Calvin Johnson (1,077) while Stafford passed for 4,257 yards.

2013 Started all 16 games at LT and helped Lions rank #6 in NFL in total offense and #3 in passing offense...Club averaged 392.1 yards per game...Ranked #2 in the NFL with only 23 sacks allowed...Lions posted 7-9 mark on the season...Bush led team on the ground with 1,006 yards and Stafford threw for 3,650 and 29 TDs.

2012 Selected by teammates as the Mel Farr Rookie of the Year award winner...Played in all 16 games with 8 starts as team went 4-12...Lions offense ranked #3 in NFL total offense and #2 in passing offense in the league...Started as a TE in an unbalanced line formation vs. Minnesota (9/30)...Opened 1st career game at LT vs. Houston (11/22) in Thanksgiving Day game in place of injured Jeff Backus...Returned a short kickoff for 10 yards at Green Bay (12/9)...Protected Stafford as he threw for 4,967 yards, the 2nd-best total in Lions history behind his own 5,038 in 2011.

COLLEGE Started 37 of 39 career games for Hawkeyes...Named 1st-Team All-Big 10 as a senior and started all 13 games...Helped pave the way for Iowa's offense to churn out 403 yards of offense in FedEx Orange Bowl win over Georgia Tech...Orange Bowl win was 1st major bowl win for team since 1959 Rose Bowl.

PREP Honored as South Dakota's Gatorade Player of the Year as a senior at Parkston High...Earned 1st-Team All-State 3 times, at DE as a sophomore and junior and at TE as a senior...Won 3 state wrestling titles and amassed a 121-1 record.

REIFF'S CAREER GAMES

Year	GP
2012 (Det)	16/8
2013 (Det)	16/16
2014 (Det)	15/15
Playoffs	1/1
2015 (Det)	16/16
2016 (Det)	14/14
Playoffs	0/0
2017 (Min)	15/15
Playoffs	2/2
Totals	92/84
Playoffs	3/3



74

MIKE REMMERS

POSITION: Tackle/Guard
HEIGHT/WEIGHT: 6-5/310
DOB: 4-11-89
HOMETOWN: Portland, OR

COLLEGE: Oregon State
ACQUIRED: FA 2017
NFL SEASON: 6
VIKINGS SEASON: 2

2017 GP/GS

11/11

Career GP/GS

49/48 (1/0-SD; 37/37-CAR; 11/11-MIN)

Playoffs GP/GS

7/7- (5/5- CAR, 2/2-MIN)

• In his 2nd stint with the club after originally joining the team during 2013 season (Weeks 13-14 and 16-17) and 2014 offseason with Minnesota.

OFF THE FIELD Loves golfing, drones and photography... Married to Kelly and the couple has a son, Wyatt.

PRO Started all 11 regular-season games he appeared in (10 at RT, 1 at RG) and started both playoff contests at LG in his first year in Minnesota...Helped Carolina earn a 15-1 regular-season record and a trip to Super Bowl 50 following the 2015 regular season...Started 50 consecutive games - 45 regular season and 5 playoff (including Super Bowl 50) - for the Panthers after being elevated from the Rams practice squad in 2014 and continued the streak in Minnesota until Week 8 of 2017.

2017 Started all 11 games he appeared in his 1st season as a starter with the Vikings, helping them finish 7th in rushing after finishing last in 2016...Started at LG at Philadelphia (1/21/18) in the NFC Championship Game...Started at LG for the first time in his career as the Vikings defeated New Orleans (1/14/18) in the Divisional Round on a 61-yard TD pass as time expired, the first time in NFL playoff history that a team has won on a TD as time expired in regulation...Started at RG vs. Chicago (12/31) due to injuries as the Vikings clinched the 2nd-most wins in franchise history with 13...Returned from injury to help clinch the NFC North title vs. Cincinnati (12/17) as he started at RT...Inactive in Weeks 10-14...Started at RT vs. Cleveland (10/29) at Twickenham Stadium in London, England as a part of the NFL's International Series and left due to a concussion...Started at RT vs. Baltimore (10/22) and led the way for Latavius Murray to rack up 113 yards on 18 carries (6.3 avg) while also not allowing a sack...Started at RT vs. Tampa Bay (9/24), protecting Case Keenum as he set a career-high with 369 passing yards...Started at RT in his Vikings debut vs. New Orleans (9/11) and led the way for Vikings rookie RB Dalvin Cook as he set the Vikings rookie record for rushing yards in their debut (127).

2016 Started all 16 games (13 at LT and 3 at RT) for the 2nd-consecutive season, helping the Panthers rank 10th in the NFL in rushing yards (1,814) and rushing TDs (16, tied)...Helped paved the way for an offensive unit that gained 100+ rushing yards in 11 games and blocked for a rushing attack that averaged 4.0 yards per carry.

2015 Started all 16 games at RT, helping the Panthers finish the season with a 15-1 record and advance to Super Bowl 50... Part of an offensive unit that gained the NFL's 2nd-most rushing yards (2,282) and the 10th-best yards-per-carry average (4.3)...Part of the NFL's only offense to gain 100+ rushing yards in all 16 regular-season games, reaching the 100-yard mark on the ground in all 3 playoff games, as well...Helped set team record with an NFL-leading 500 points and 59 touchdowns... Protected Cam Newton as the QB finished the season with 3,837 passing yards, 35 passing TDs, 636 rushing yards and 10 rushing TDs on his way to earning the 2015 NFL MVP award.

2014 Started 7 consecutive games, including both playoff contests, at RT after being elevated to the Panthers active roster from the Rams practice squad on 10/28...Helped the Panthers average 195.0 rushing yards per game and secure 4 wins in his 5 starts after the team averaged 96.5 rushing yards in the 1st 11 games of the season... Helped pave the way for the Panthers to rush for 320 yards in their 2 playoff games...Made the first start of his NFL career at RT at Minnesota (11/30)... Spent the offseason with the Vikings prior to being added to the Rams practice squad before Week 1.

2013 Joined the Vikings on 11/25 after being waived by San Diego on 11/23...Made his NFL debut with the Chargers at Jacksonville (10/20)...Elevated to the Chargers active roster from Tampa Bay's practice squad...Joined the Buccaneers practice squad after spending the offseason and training camp with the club.

2012 Spent most of the season on Tampa Bay's practice squad after signing with the club in Week 2...Spent the offseason and training camp with the Broncos after signing with the club as a rookie free agent.

COLLEGE Walked on at Oregon State, where he appeared in 50 games (44 starts) at both LT and RT...Started 12 games at LT as a senior and 12 games at RT as a junior...Finalist for the Bursworth Trophy, given annually to the best player in the country who began his career as a walk-on, as a junior... All-Pac-10 honorable mention as a junior...Earned a scholarship prior to his sophomore season.

PREP Attended Jesuit HS in Portland, Oregon...2-sport athlete that helped lead the Crusaders to 2 state championships in football.

REMMERS' CAREER GAMES/STARTS

Year	GP/GS
2012 (TB)	PS
2013 (SD)	1/0
2014 (CAR)	5/5
Playoffs	2/2
2015 (CAR)	16/16
Playoffs	3/3
2016 (CAR)	16/16
2017 (MIN)	11/11
Playoffs	2/2
Totals	49/48
Playoffs	7/7

QB PROTECTORS

MOST GAMES WITHOUT A SACK VIKINGS SINGLE-SEASON HISTORY	
YEAR	GAMES
2017	5
2016	5
1991	5
1998	4



29

XAVIER RHODES

POSITION: Cornerback
HEIGHT/WEIGHT: 6-1/218
DOB: 6-19-90
HOMETOWN: Miami, FL

COLLEGE: Florida State
ACQUIRED: D1b (#25) 2013
NFL SEASON: 6
VIKINGS SEASON: 6

2017 GP/GS	Career GP/GS	Playoffs GP/GS
16/16	75/68	3/3

- Named to the Pro Bowl in back-to-back seasons in 2016-17.
- Set a new career high with 5 INTs in 2016, including 2 vs. Arizona, 11/20/16, the most by a Vikings CB since Brian Williams (5) in 2003.

OFF THE FIELD Majored in social science at Florida State and is 16 credits shy of graduating...Attended the 2018 NFL Draft in Dallas and visited the Vikings fan section spending time chatting and taking photos with fans in attendance...Joined teammates for the Adoption Family FunFest at Winter Park during 2013 season, supporting families who adopt...Hosts annual holiday shopping sprees for UofM Masonic Children's Hospital patients to spread some cheer...Attended the same high school (Miami Norland) as Steelers WR Antonio Brown, where they overlapped in 2005...Would like to run his own business after football...Active with his college coach Jimbo Fisher's charity, Kidz1stFund, and regularly attends fundraisers and donates to the cause...Has a son, Justin, and daughter, Journey.

HONORS Earned 1st-Team All-Pro honors at CB by the AP, Sporting News and PFWA and 2nd-Team honors at DB by the AP in 2017...Named to the All-NFL team by PFWA in 2017...Voted #66 after the 2016 season and #55 after the 2017 season on the NFL's Top 100 list...Selected as the 2016 Minnesota Vikings Defensive MVP...Named to the 2016 and 2017 Pro Bowl and the NFC Defensive Player of the Week 11/20/16 vs. Arizona.

PRO Has 9 career INTs...Consistently asked to cover the opposing #1 WR anywhere on the field...Named 1st-Team All Pro after starting all 16 games for the NFL's top-ranked defense in scoring and yards allowed...Earned his 1st career Pro Bowl nod and 2016 Minnesota Vikings Defensive MVP honors after snagging a career-best 5 INTs...Finished 4th in the NFL, 2nd in the NFC, with 18 passes defended in 2014...Led team in PBUs during 2013-14 seasons...1st NFL interception at Chicago (11/16/14) off Jay Cutler...Started 6 of the 13 games he played as a rookie, missing the final 3 games with ankle injury...Set Vikings rookie record with 23 PD in 2013...Part of the Vikings 3-member, 1st-round draft class in 2013, only the 2nd time in team history the team has had 3 picks in the 1st round, the other coming in 1967...Selected #25 overall in 2013 by the Vikings...Declared for NFL Draft after his junior season at FSU...Was the 4th DB in team history selected in the 1st round and the 2nd CB among the 4, joining 2012 pick Harrison Smith in consecutive seasons at DB in 1st round.

2017 Finished the season with 63 tackles and 2 INTs as he started all 16 games for the 3rd time in his career...Earned 1st-Team All-Pro honors at CB and 2nd-Team honors at DB, the 1st time receiving the honor in his career, as well as All-NFL honors by PFWA...Made 2 solo tackles at Philadelphia (1/21/18) in the NFC Championship Game...Tallied 5 tackles (4 solo) and 2 PD vs. New Orleans (1/14/18) in the Vikings Divisional Playoff Round win...Made 6 solo tackles and 1 PBU at Green Bay (12/23) as the Vikings shutout the Packers for the 1st time since 1971...Held A.J. Green to 2 catches for 30 yards and tallied 4 tackles (3 solo) vs. Cincinnati (12/17) as the Vikings clinched the NFC North title for the 2nd time in 3 seasons...Compiled 7 tackles (6 solo) at Atlanta (12/3) as All-Pro WR Julio Jones was held to 2 catches for 24 yards...Tallied 8 tackles (5 solo), an INT and 2 PD at Detroit (11/23)...Made 2 solo tackles at Washington (11/12)...Recorded 3 tackles (2 solo) and a PBU vs. Cleveland (10/29) at Twickenham Stadium in London, England as a part of the NFL's International Series...Totaled 2 tackles (1 solo) vs. Baltimore (10/22) and helped limit the Ravens to 186 passing yards...Tallied 4 solo tackles, his 1st INT of the year and a PD vs. Green

Bay (10/15)...Posted 1 solo tackle at Chicago (10/9) and was not thrown at for the 1st time in his NFL career...Registered 5 tackles (4 solo) vs. New Orleans (9/11) to open the season.

2016 Started all 14 games he appeared in, having his best season as a pro...Hauled in his 5th INT of the season to increase his single-season career high while also contributing 5 total tackles (4 solo) vs. Chicago (1/1)...Posted a season-high 8 tackles (6 solo) vs. Indianapolis (12/18)...Tallied 2 solo tackles and a PD at Jacksonville (12/11)...Secured his second TFL of the season along with 2 solo tackles vs. Dallas (12/1)...Had the best performance of his career vs. Arizona tallying 2 INTs, including 1 returned 100 yards for a score while also contributing 3 total tackles...Tallied 5 tackles (4 solo) as well as a season-high 3 passes defended at Chicago (10/31)...1 of 3 players (Yannick Ngakoue, JAX & Ramik Wilson, KC) to have an INT, FF and TFL in the same game in 2016 after totaling 4 tackles, 1 TFL, 1 FF, 1 INT and 2 passes defended at Philadelphia (10/23)...Had 2 tackles and a PD vs. Houston (10/9)...Caught 1st INT of the season and helped limit Odell Beckham, Jr. to a career-low 23 receiving yards on 3 catches vs. New York Giants (10/3)...Started at Carolina (9/25) and had 1 PBU in his return from a knee injury...Inactive at Tennessee (9/11) and vs. Green Bay (9/18).

2015 Started every game in regular season and Wild Card playoff game for NFC North champions...Snared INT off Aaron Rodgers in end zone of game at Lambeau (1/3/16) in regular-season finale that gave Vikings the Division title...Helped Vikings rank #5 in NFL in points allowed per game and rank #12 in NFL in passing defense...Part of Vikings defensive backfield that featured 4 players who were 1st-round draft picks - Harrison Smith, Trae Wayne, Terence Newman and Rhodes...Notched season-high 7 tackles at San Francisco (9/14) in season opener and had season-high 3 passes defended at Arizona (12/10).

2014 Started all 16 games in a breakout season for the 2nd-year CB...Finished the season with a team-high 18 passes defended, ranked 4th in the NFL and 2nd in the NFC...A major part in the Vikings pass defense improving to 7th overall in the NFL after being ranked 31st in 2013...Recorded his 1st NFL interception off Jay Cutler at Chicago (11/16)...Tied career-high with 4 passes defended vs. Atlanta (9/28)...Posted 4 games with multiple passes defended.

2013 Set Vikings rookie record with 23 passes defended, the 2nd most in team history...Started 6 games and saw action in 13, missing final 3 with ankle injury...Opened game at Green Bay (11/24), ended with season-high 9 tackles and 4 passes defended...Started consecutive games at Dallas (11/3) and vs. Washington (11/7)...Started NFL debut in season opener at Detroit (9/8) when team opened in nickel defense...Notched season-high 8 tackles, a TFL and PD vs. Green Bay (10/27).

COLLEGE Appeared in 43 games at Florida State, making 38 starts...Was part of teams that went 38-16 during his FSU career...Won the ACC Atlantic Division in 2010 and 2012...Won the ACC Championship in 2012...4-0 in bowl games at FSU with wins at the Gator Bowl, Chick-Fil-A Bowl, Champs Sports Bowl and the BCS Orange Bowl...Earned 1st-Team All-ACC honors following his junior season...ACC Defensive Rookie of the Year in 2010.

PREP Attended Norland High in Miami, playing RB and WR...Led Norland in both rushing and receiving as a senior, earned *Miami Herald* All-Dade honors on both offense and defense.

RHODES' NFL TOTALS

Year.....	GP/GS	Tackles			Sacks	INTs	PBU	TFL	QBH	FF/FR	Special	
		Solo	Asst.	Total							Teams	
2013 (MIN).....	13/6	48	13	61	0.0	0	23	2	0	1/0	1	
2014 (MIN).....	16/16	43	10	53	0.0	1 (0)	18	3	0	0/0	0	
2015 (MIN).....	16/16	55	13	68	0.0	1 (0)	13	1	0	0/0	0	
<i>Playoffs</i>	1/1	3	0	3	0.0	0	2	0	0	0/0	0	
2016 (MIN).....	14/14	42	12	54	0.0	5 (133)	14	2	0	1/0	0	
2017 (MIN).....	16/16	53	10	63	0.0	2 (23)	11	1	0	0/0	0	
<i>Playoffs</i>	2/2	6	1	7	0.0	0	2	0	0	0/0	0	
Totals	75/68	241	58	299	0.0	9 (156)	79	9	0	2/0	1	
<i>Playoffs</i>	3/3	9	1	10	0.0	0	2	0	0	0/0	0	

SINGLE-GAME CAREER HIGHS

Tackles	9.....	at Green Bay, 11/24/13
Solo Tackles	7.....	3x, last vs. Chicago, 12/1/13
Interception	2.....	vs. Arizona, 11/20/16
Passes Defensed	4.....	4x, last vs. Atlanta, 9/28/14
Tackle For Loss	1.....	9x, last vs. Detroit 10/1/17
Forced Fumble	1.....	3x, last at Philadelphia, 10/23/16
ST Tackle	1.....	vs. Pittsburgh, 9/29/13

RHODES' INTERCEPTIONS

GAME	QB	INTs (Yds)
@ Chicago, 11/16/14.....	Jay Cutler.....	1 (0)
@ Green Bay, 1/3/16.....	Aaron Rodgers.....	1 (0)
vs. NY Giants, 10/3/16.....	Eli Manning.....	1 (29)
@ Philadelphia, 10/23/16.....	Carson Wentz.....	1 (0)
vs. Arizona, 11/20/16.....	Carson Palmer.....	2 (100)
vs. Chicago, 1/1/17.....	Matt Barkley.....	1 (4)
vs. Green Bay, 10/15/17.....	Brett Hundley.....	1 (21)
at Detroit, 11/23/17.....	Matthew Stafford.....	1 (21)
Total.....		9 (156)

RHODES' CAREER GAME-BY-GAME (* starts)

2013.....	U	A	T	TFL	SK	QH	FF	FR	INT	PD	2015.....	U	A	T	TFL	SK	QH	FF	FR	INT	PD
at DET - 9/8*.....	2	0	2	0	0.0	0	0	0	0	0	at SF - 9/14 *.....	5	2	7	0	0.0	0	0	0	0	0
at CHI - 9/15.....	1	2	3	0	0.0	0	0	0	0	1	vs. DET - 9/20 *.....	1	5	6	0	0.0	0	0	0	0	2
vs. CLE - 9/22.....	1	0	1	0	0.0	0	0	0	0	0	vs. SD - 9/27 *.....	4	0	4	0	0.0	0	0	0	0	0
vs. PIT - 9/29.....	4	0	4	0	0.0	0	0	0	0	1	at DEN - 10/4 *.....	4	0	4	0	0.0	0	0	0	0	0
vs. CAR - 10/13.....	2	0	2	0	0.0	0	0	0	0	2	vs. KC - 10/18 *.....	3	0	3	0	0.0	0	0	0	0	1
at NYG - 10/21.....	4	0	4	0	0.0	0	0	0	0	3	at DET - 10/25 *.....	5	1	6	0	0.0	0	0	0	0	0
vs. GB - 10/27.....	7	1	8	1	0.0	0	0	0	0	1	at CHI - 11/1 *.....	5	0	5	0	0.0	0	0	0	0	0
at DAL - 11/3*.....	6	1	7	0	0.0	0	0	0	0	2	vs. STL - 11/8 *.....	2	0	2	0	0.0	0	0	0	0	1
vs. WAS - 11/7*.....	7	0	7	0	0.0	0	0	0	0	0	at OAK - 11/15 *.....	4	0	4	0	0.0	0	0	0	0	0
at SEA - 11/17.....	1	1	2	0	0.0	0	0	0	0	1	vs. GB - 11/22 *.....	1	0	1	0	0.0	0	0	0	0	0
at GB - 11/24*.....	4	5	9	0	0.0	0	0	0	0	4	at ATL - 11/29 *.....	2	0	2	0	0.0	0	0	0	0	1
vs. CHI - 12/1*.....	7	1	8	1	0.0	0	0	0	0	4	vs. SEA - 12/6 *.....	5	0	5	0	0.0	0	0	0	0	0
at BAL - 12/8*.....	2	2	4	0	0.0	0	1	0	0	4	at AZ - 12/10 *.....	1	4	5	1	0.0	0	0	0	0	3
vs. PHI - 12/15.....	INACTIVE										vs. CHI - 12/20 *.....	5	0	5	0	0.0	0	0	0	0	2
at CIN - 12/22.....	INACTIVE										vs. NYG - 12/27 *.....	3	1	4	0	0.0	0	0	0	0	1
vs. DET - 12/29.....	INACTIVE										at GB - 1/3/16 *.....	5	0	5	0	0.0	0	0	0	1	2
2013 ...GP/GS: 13/6.....	48	13	61	2	0.0	0	1	0	0	23	2015 ..GP/GS: 16/16.....	55	13	68	1	0.0	0	0	0	1	13
2014.....	U	A	T	TFL	SK	QH	FF	FR	INT	PD	2015 PLAYOFFS										
at STL - 9/7*.....	0	0	0	0	0.0	0	0	0	0	0	vs. SEA - 1/10/16*.....	3	0	3	0	0.0	0	0	0	0	2
vs. NE - 9/14*.....	4	0	4	0	0.0	0	0	0	0	0	2016.....	U	A	T	TFL	SK	QH	FF	FR	INT	PD
at NO - 9/21*.....	2	3	5	0	0.0	0	0	0	0	0	at TN - 9/11.....	INACTIVE									
vs. ATL - 9/28*.....	3	1	4	1	0.0	0	0	0	0	4	vs. GB - 9/18.....	INACTIVE									
at GB - 10/2*.....	3	1	4	0	0.0	0	0	0	0	1	at CAR - 9/25*.....	0	0	0	0	0.0	0	0	0	0	1
vs. DET - 10/12*.....	2	1	3	0	0.0	0	0	0	0	1	vs. NYG - 10/3*.....	2	0	2	0	0.0	0	0	0	1	2
at BUF - 10/19*.....	4	0	4	0	0.0	0	0	0	0	1	vs. HOU - 10/9*.....	2	0	2	0	0.0	0	0	0	0	1
at TB - 10/26*.....	2	0	2	0	0.0	0	0	0	0	0	at PHI - 10/23*.....	4	0	4	1	0.0	0	1	0	1	2
vs. WAS - 11/2*.....	2	0	2	0	0.0	0	0	0	0	1	at CHI - 10/31*.....	4	1	5	0	0.0	0	0	0	0	3
at CHI - 11/16*.....	5	0	5	0	0.0	0	0	0	1	1	vs. DET - 11/6*.....	5	2	7	0	0.0	0	0	0	0	0
vs. GB - 11/23*.....	2	1	3	0	0.0	0	0	0	0	2	at WAS - 11/13*.....	2	4	6	0	0.0	0	0	0	0	0
vs. CAR - 11/30*.....	1	0	1	0	0.0	0	0	0	0	3	vs. ARI - 11/20*.....	2	1	3	0	0.0	0	0	0	2	2
vs. NYJ - 12/7*.....	3	1	4	0	0.0	0	0	0	0	3	at DET - 11/24*.....	3	1	4	0	0.0	0	0	0	0	0
at DET - 12/14*.....	3	1	4	1	0.0	0	0	0	0	0	vs. DAL - 12/1*.....	2	0	2	1	0.0	0	0	0	0	0
at MIA - 12/21*.....	5	1	6	1	0.0	0	0	0	0	0	at JAX - 12/11*.....	2	0	2	0	0.0	0	0	0	0	1
vs. CHI - 12/28*.....	2	0	2	0	0.0	0	0	0	0	1	vs. IND - 12/18*.....	6	2	8	0	0.0	0	0	0	0	1
2014 ..GP/GS: 16/16.....	43	10	53	3	0.0	0	0	0	1	18	at GB - 12/24*.....	4	0	4	0	0.0	0	0	0	0	0
											vs. CHI - 1/1/17*.....	4	1	5	0	0.0	0	0	0	1	1
											2016 ..GP/GS: 14/14.....	42	12	54	2	0.0	0	1	0	5	14

2017.....U	A	T	TFL	SK	QH	FF	FR	INT	PD
vs. NO - 9/11*4	1	5	0	0.0	0	0	0	0	0
at PIT - 9/17*4	0	4	0	0.0	0	0	0	0	1
vs. TB - 9/24*4	0	4	0	0.0	0	0	0	0	1
vs. DET - 10/1*4	0	4	1	0.0	0	0	0	0	1
at CHI - 10/9*1	0	1	0	0.0	0	0	0	0	0
vs. GB - 10/15*4	0	4	0	0.0	0	0	0	1	1
vs. BAL -10/22*1	1	2	0	0.0	0	0	0	0	0
at CLE - 10/29*2	1	3	0	0.0	0	0	0	0	1
at WAS - 11/12*2	0	2	0	0.0	0	0	0	0	0
vs. LAR - 11/19*2	0	2	0	0.0	0	0	0	0	0
at DET - 11/23*5	3	8	0	0.0	0	0	0	1	2
at ATL - 12/3*6	1	7	0	0.0	0	0	0	0	0
at CAR - 12/10*3	1	4	0	0.0	0	0	0	0	2
vs. CIN - 12/17*3	1	4	0	0.0	0	0	0	0	0
at GB - 12/23*6	0	6	0	0.0	0	0	0	0	1
vs. CHI - 12/31*2	1	3	0	0.0	0	0	0	0	1
2017...GP/GS: 16/16.....S3	10	63	1	0	0	0	0	2	11
2017 PLAYOFF									
vs. NO - 1/14/18* .4	1	5	0	0.0	0	0	0	0	2
at PHI - 1/21/18*2	0	2	0	0.0	0	0	0	0	0
2017GP/GS: 2/2.....6	1	7	0	0	0	0	0	0	2



Vikings CB Xavier Rhodes posing for a photo in the Vikings fan section on the field at AT&T Stadium in Dallas for the 2018 NFL Draft.



24 HORACE RICHARDSON

POSITION: Cornerback
HEIGHT/WEIGHT: 5-11/199
DOB: 9-28-93
HOMETOWN: Fort Worth, TX

COLLEGE: SMU
ACQUIRED: UDFA 2017
NFL SEASON: 1
VIKINGS SEASON: 1

2017 GP/GS	Career GP/GS	Playoffs GP/GS
PS	0/0	0/0

OFF THE FIELD Aspires to a career with the Environmental Protection Agency after his playing career...earned his degree in environmental studies.

PRO Joined Vikings as a rookie free agent following the 2017 NFL Draft....Released by the Vikings on 9/2/17...Signed to the Vikings practice squad on 9/3/17.

2017 Signed to the Vikings practice squad on 9/3/17 after being released as a part of final roster cuts.

COLLEGE Played in 37 games in his Mustang career...Started 25 games over his final 3 seasons...Posted 10 career INTs, including 6 his senior season, leading the AAC and tied for 7th most in the nation, earning him 1st-Team All-AAC honors...Named AAC Defensive Player of the Week after he returned 2 INTs for TDs at East Carolina (11/13/16)...Was a freshman at SMU when Vikings Pro Scout Jeremy Gray was a senior.

PREP Attended Everman (Fort Worth,Texas) HS...Lettered in basketball and track...Named District 7-4A Utility Player of the Year and 1st-Team All-District honors as a DB...Member of the National Honor Society.

VIKINGS ORIGINAL STARTING LINEUP

The Vikings have seen the NFL change dramatically over the years. The players who started the upset win over Chicago in the 1961 opener were a mix of future stars and aging veterans who were embarking on a new adventure with the NFL's fledgling franchise. The team started veteran signal-caller George Shaw instead of rookie phenom Fran Tarkenton, a footnote in history to Tarkenton's Hall of Fame career. Tarkenton came off the bench late in the 1st quarter to spearhead the Vikings to a win over the same Bears club that posted a dominating 30-7 win only two weeks prior in a preseason game played in Cedar Rapids, Iowa.



Tarkenton threw 4 TD passes and hit on 17-of-23 passes for 250 yards. The Vikings opened the scoring in the game with a Mike Mercer FG. Tarkenton connected with Bob Schnelker on the 1st TD pass of his career on a 14-yard toss. Tarkenton went on to throw TDs to Jerry Reichow from 29 yards, Hugh McElhenny from a yard out and ran for a 3-yard TD himself on a QB keeper. He rounded out the day with a 2-yard TD pass to Dave Middleton, and the upstart Vikings notched a 37-13 win.

VIKINGS STARTING LINEUP IN 1961 OPENER VS. CHICAGO

WR.....	Dave Middleton, 6-1, 190, 7th Year, Auburn
LT.....	Grady Alderman, 6-3, 235, 2nd Year, Detroit
LG.....	Gerry Huth, 5-11, 228, 4th Year, Wake Forest
C.....	Bill Lapham, 6-3, 250, 2nd Year, Iowa
RG.....	Mike Rabold, 6-2, 240, 3rd Year, Indiana
RT.....	Frank Youso, 6-4, 260, 4th Year, Minnesota
TE.....	Bob Schnelker, 6-4, 215, 9th Year, Bowling Green
WR.....	Dick Haley, 5-10, 195, 2nd Year, Pittsburgh
QB.....	George Shaw, 6-0, 185, 7th Year, Oregon
HB.....	Hugh McElhenny, 6-1, 190, 10th Year, Washington
FB.....	Mel Triplett, 6-1, 215, 7th Year, Toledo
DE.....	Jim Marshall, 6-3, 230, 2nd Year, Ohio State
DT.....	Bill Bishop, 6-4, 250, 10th Year, North Texas State
DT.....	Ed Culpepper, 6-1, 255, 4th Year, Alabama
DE.....	Don Joyce, 6-3, 255, 11th Year, Tulane
LB.....Dick Grecni, 6-1, 230, Rookie, Ohio
LB.....	Rip Hawkins, 6-3, 230, Rookie, North Carolina
LB.....	Clancy Osborne, 6-3, 217, 3rd Year, Arizona State
CB.....Jack Morris, 6-0, 190, 4th Year, Oregon
CB.....	Dick Pesonen, 6-0, 190, 2nd Year, Minnesota-Duluth
SS.....	Rich Mostardi, 5-11, 188, 2nd Year, Kent State
FS.....	Charlie Sumner, 6-1, 195, 5th Year, William & Mary



93

SHELDON RICHARDSON

POSITION: Defensive Tackle**HEIGHT/WEIGHT:** 6-3/295**DOB:** 11-29-90**HOMETOWN:** Saint Louis, MO**COLLEGE:** Missouri**ACQUIRED:** FA 2018**NFL SEASON:** 6**VIKINGS SEASON:** 1**2017 GP/GS**

15/15-SEA

Career GP/GS

73/71 (58/56-NY), 15/15-SEA

Playoffs GP/GS

0/0

• Slated to be the lone newcomer to start on the Vikings defense in 2018, a unit that ranked 1st in the NFL in points allowed and yards allowed in 2017.

OFF THE FIELD

Son of Zeldia and Michael Richardson... Lettered in basketball and baseball and participated in track and field in high school...Proud Missouri alum and actively supports Mizzou football...Reunites with college teammate Vikings LB Kentrell Brothers...Has one daughter named Riley.

HONORS

2013 AP Defensive Rookie of the Year and a member of the 2013 All-Rookie Team...Named to his only career Pro Bowl in 2014...Twice honored in the NFL Top 100 - #94 in 2014 and #55 in 2015.

PRO

Acquired by the Vikings as a free agent from Seattle on 3/17/18...Traded to Seattle from the Jets on 9/1/17...Started all but 2 games he has appeared in since entering the league in 2013...Drafted #13 overall by the New York Jets in 2013...Tied DL William "The Refrigerator" Perry for the most rushing TDs by a DL in a season (2) and tied with Perry and Dontari Poe for career rushing TDs (2) by a DL.

2017

Started in 15 games in his 1st season in Seattle...Recorded 44 tackles (27 solo), tied a career-high 2 FRs, and registered his 1st career INT...Recovered and returned a fumble 20 yards, while also recording his 1st career INT, returning it 5 yards at Los Angeles Rams (10/8)...Returned from injury to register his 2nd FR at Arizona (11/9)...Sacked Matt Ryan and recorded a season-high 6 tackles vs. Atlanta (11/20)...Forced a fumble that resulted in a touchback vs. Philadelphia (12/3).

2016

Played in 15 games, starting 14...Finished the season with 62 total tackles, 13 tackles for loss, nine QB hurries and 1.5 sacks...Forced and recovered a fumble that led to a FG against Buffalo (1/1)...Sacked Joe Flacco and helped limit the Ravens to a franchise-low 6 rushing yards vs. Baltimore (10/23)...Tied a career-high in solo tackles with 7 at Arizona (10/17)...Recorded his 1st FR of the season at Pittsburgh (10/9)...In his 1st game off suspension recorded 4 tackles in a win at Buffalo (9/15).

2015

Started 11 games after missing the 1st 4 with a suspension and Week 11 matchup with an injury...Finished 2nd on the team with 5.0 sacks...Registered 35 tackles on the year with 15 QB hurries, 4 TFL, 2 PBUs, and 2 FFs...Contributed on the #1 defense in the AFC, 2nd in the NFL...Registered 6 tackles to close out the season against Buffalo...Corralled his 5th sack on the year when bringing down QB Tom Brady in Week 16 at New England (12/27)...Tallied a career-high 4 QB hurries and 5 tackles in a win over vs. Jaguars (11/8).

2014

Started all 16 games for the first time in his career...Tallied 67 total tackles with a career-high 8.0 sacks and 21 QBH...Finished up the year sacking Ryan Tannehill in a win at Miami (12/28)...Recorded a career-high 9 tackles vs. Buffalo (10/26)...Tallied 3.0 sacks and seven tackles in Week 14 at Minnesota (12/7)...For 3 consecutive weeks he recorded at least 3 tackles and 1 sack from 9/22-10/5.

2013

As a rookie, appeared in 16 games and started the final 15 for the Jets...Won 2013 Defensive Rookie of the Year honors...Named Rookie of the Month for November...Totaled 78 tackles, 3.5 sacks, 2 rushing TDs, 1 PD, and 1 FF...Only defensive player in 2013 to score 2 rushing TDs...Forced 1st career fumble at Atlanta (10/7)...Recorded his 1st solo sack in Week 3 vs. Buffalo (9/22)...In NFL debut recorded 7 tackles (3 solo) and shared a sack vs. Tampa Bay (9/8).

COLLEGE

Started 23 of the 34 college games he played, including 13 starts in 24 contests in 2 seasons at Missouri...Recorded 116 tackles, 6.0 sacks, 9 QBH, 4 FFs and 2 FRs while at Missouri...Earned All-America Dream Team and All-SEC 2nd-Team honors from The NFL Draft Report...Led SEC defensive tackles with a career-high 79 tackles in 2012...In his lone season at College of the Sequoias, he registered 65 tackles (17 TFL), 2.5 sacks, 15 QBH and 2 PD.

PREP

Attended Gateway Tech HS...#1 overall player coming out of Missouri...Named 2008 EA Sports 1st Team All-American as a senior after registering 88 tackles, 19 sacks, 7 FRs, 5 FFs and an INT.

RICHARDSON'S NFL TOTALS

Year.....GP/GS	Tackles				Sacks	INTs	PBU	TFL	QBH	FF/FR
	Solo	Asst.	Total							
2013 (NYJ)16/15	42	36	78	3.5	0	1	12	8	1/0	
2014 (NYJ)16/16	42	25	67	8.0	0	1	11	21	1/1	
2015 (NYJ)11/11	20	15	35	5.0	0	2	4	15	2/0	
2016 (NYJ)15/14	38	24	62	1.5	0	2	13	9	1/2	
2017 (SEA)15/15	27	17	44	1.0	1	1	3	7	1/2	
Total.....73/71	169	117	286	19.0	1	7	43	60	6/5	

SINGLE-GAME CAREER HIGHS

Tackles9..... 3x, last vs. Buffalo, 10/26/14
Solo Tackles7..... 2x, last Arizona, 10/17/16
Sacks3.0..... at Minnesota, 12/7/14
Tackles For Loss4..... at Baltimore, 11/24/13
Forced Fumble1..... 6x, last vs. Philadelphia 12/3/17
Fumble Recovery1..... 5x, last at Arizona 11/9/17
QB Hurries4..... 2x, last Jacksonville 11/8/15
Interception1..... at L.A. Rams, 10/8/17
Rushing TD1..... 2x, last at Miami, 12/29/13

RICHARDSON'S TOUCHDOWNS	
GAME	PLAY
at Carolina, 12/15/13	2 rush
at Miami, 12/29/13	2 rush
Total	2 (2 rushing)



96

BRIAN ROBISON

POSITION: Defensive End**HEIGHT/WEIGHT:** 6-3/259**DOB:** 4-27-83**HOMETOWN:** Splendora, TX**COLLEGE:** Texas**ACQUIRED:** D4 (#102) 2007**NFL SEASON:** 12**VIKINGS SEASON:** 12**2017 GP/GS**
15/1**Career GP/GS**
173/103**Playoffs GP/GS**
7/3

• Works through his Reel 'Em In Foundation, which in 2016 partnered with K9s4Cops, an organization that provides K9s to law enforcement and education systems.

• The longest tenured Viking and currently ranks in a tie for 9th place in the Vikings record books with 60.0 career sacks.

OFF THE FIELD Majored in liberal arts at Texas...Father played on the Ranger (TX) Junior College team that won a national title...Wife, Jayme Miller, is an accomplished rodeo barrel racer...Couple has a daughter, Madelyn, and son, Parker...Competed in shot put during 2009 offseason, re-kindling his track-and-field skills as an unattached thrower...Avid fisherman, especially bass, spends his free time prowling the waters in Texas and Minnesota...Has fished in pro-am tournaments during his offseasons and competes in the Texas Team Trail Bass Championships...Works through his Reel 'Em In Foundation, which in 2016 partnered with K9s4Cops, an organization that provides K9s to law enforcement and education...Hosts annual charity fishing tournaments benefitting his Reel 'Em In Foundation in Texas and Minnesota during the off-season...2014 Korey Stringer Media Good Guy Award recipient.

HONORS 2014 Korey Stringer Media Good Guy Award winner...2013 USA TODAY All-Joe Team...2007 Pro Football Weekly All-Rookie Team.

PRO Has 60 career sacks, tied for 9th in Vikings history...Ranks 3rd in Vikings history by a DE with 173 career games played...Has only missed 3 games entering his 12th NFL season...Set career high for a season with 9.0 sacks in 2013 after posting 2.0 vs. Philadelphia (12/15/13)...Scored 1st career TD on a 61-yard return of a Jay Cutler fumble forced by Jared Allen on a sack at Chicago (9/15/13)...His 8 passes defended in 2012 are tied for the 2nd-most by a Vikings defensive lineman behind Kevin Williams' 10 in 2004...Posted sacks on back-to-back plays at Dallas (11/3/13) on Tony Romo, marking the 1st time since Kevin Williams vs. San Francisco (9/28/03) had sacks on consecutive plays and 1 play shy of the team record held by Gary Lasey vs. Detroit (10/6/68)...Became only the 7th Vikings DE to appear in 100+ career games during 2013 season...Signed contract extension in-season in 2013...Notched 8.5 sacks in 2012...Had career-best 3.5-sack day vs. Arizona (10/21/12)...Helped Vikings amass 50 sacks in 2011 to tie for the NFL lead...Signed contract extension in 2011 offseason...Was the last Viking to sack Packers QB Brett Favre.

2017 Tallied 4.0 sacks in his 1st season back in a reserve role, increasing his career total to 60 and entering the Top-10 in the Vikings record books...Made an assisted tackle at Philadelphia (1/21/18)...Wrapped up 2 tackles (1 solo) and 2 QBH vs. New Orleans (1/14/18) as the Vikings clinched a berth in the NFC title game for the first time since 2009...Grabbed his 60th career sack, moving him into a tie for 9th place in the Vikings record books with Kevin Williams, as well as 2 solo tackles, 2 QBH and a TFL vs. Chicago (12/31)...Made 2 tackles (1 solo) and 4 QBH at Green Bay (12/23) as the Vikings shutout the Packers on the road for the 1st time ever...Had his best game of the season as the Vikings clinched the NFC North title with a win vs. Cincinnati (12/17), recording 4 total tackles (3 solo), 2 sacks, 2 TFL and 4 QBH...Posted 2 tackles (1 solo) at Carolina (12/10)...Contributed a solo tackle and 2 QBH at Atlanta (12/3)...Played on defense at Detroit (11/23)...Inactive vs. Los Angeles Rams (11/19) due to a back injury...Made his 1st start of the 2017 season at Washington (11/12), filling in for injured DE Everson Griffen, and totaled 5 tackles (4 solo) and 3 QBH...Contributed on defense and special teams vs. Cleveland

(10/29) at Twickenham stadium in London, England as a part of the NFL's International series...Posted an assisted tackle vs. Baltimore (10/22)...Turned in the best game of his season thus far, totaling 2 tackles (1 solo), 2 TFL, 1.0 sack 1 PD and a career-high 9 QBH vs. Green Bay (10/15)...Tallied 2 tackles (1 solo) at Chicago (10/9)...Posted 2 tackles (1 solo) a QBH and a PD vs. Detroit (10/1)...Contributed 2 QBH vs. Tampa Bay (9/24)...Added a solo tackle at Pittsburgh (9/17)...Contributed on defense with 2 solo tackles vs. New Orleans (9/11) in his first game as a reserve since 2010.

2016 Totaled 7.5 sacks and tied a career-high with 3 FFs while starting all 16 games...Capped off his 10th NFL season with 4 tackles (1 solo), a half-sack and 3 QB hurries vs. Chicago (1/1)...Tallied 2 tackles (1 solo) a sack (55.5) TFL and 5 QB hurries at Jacksonville (12/11)...Turned in a dominant performance vs. Dallas (12/1), contributing 3 tackles (2 solo), the 54.5th sack of his career, 3 quarterback hurries and a forced fumble...Contributed 2 total tackles and a sack vs. Arizona (11/20); the sack moved his career total to 53.5, good for 10th place all-time in Vikings history...Posted 3 tackles, 2.0 sacks, 3 TFL and a FF vs. Houston (10/9)...Registered 3 tackles and 1.0 sack at Carolina, aiding the Vikings defense to 8 total sacks on the day...Corralled a momentum-changing strip sack recovered by DT Shamar Stephen in the win vs. Green Bay (9/18)...Totaled 2 tackles, 1 TFL, 1.0 sack and 1 FF in Week 2...Had 2 tackles, TFL and 1 PD at Tennessee (9/11).

2015 Opened every game, including playoffs, for NFC North champions...Completed 5th season as full-time starter at LDE...Notched 4.0 sacks in the final 5 regular-season games as the team went on a 3-game win streak to end 11-5 with NFC North title...Sacked both Peyton and Eli Manning during the season...Had 2.0 sacks of Russell Wilson vs. Seattle (12/6)...His 4 passes defended were his most since 2012 with 8...Played in 5th career playoff game with 3rd start vs. Seattle (1/10/16) in Wild Card game...Notched season-best 6 tackles vs. Detroit (9/20).

2014 Tallied 4.5 sacks, his 6th consecutive season with at least that many sacks...His 4.5 sacks came in an 8-week span...Split a sack of Matthew Stafford vs. Detroit (10/12), brought down Mike Glennon at Tampa Bay (10/26), leveled Robert Griffin III vs. Washington (11/2), chased down Aaron Rodgers vs. Green Bay (11/23) and met Geno Smith in the backfield vs. NY Jets (12/7)...Set a career-high with 45 QB pressures, 2nd on the team...Started all 16 games for the 3rd time in his career.

2013 Started all 16 games for 2nd time in his career...Earned spot on USA TODAY's All-Joe Team, honoring the unsung players in the NFL...Led team with 40 QB hurries and notched career-high 9.0 sacks, ranking 2nd on team...Notched career-high 14 TFL...Had sacks in 5 consecutive games, from at Seattle

TREACHEROUS TRIO

Combined with Danielle Hunter (12.5) and Everson Griffen (8.0) - the NFL's only DE trio with 7-plus sacks - for the NFL's 2nd-most sacks by DEs (27.0). No team in the league had more 2-plus sack performances by DEs than the Vikings in 2016.

2+ SACK GAMES BY DEs IN 2016

RK.	TEAM	GAMES
1.	Minnesota Vikings	5
2.	New England Patriots	4
	New York Giants	4
4.	San Diego Chargers	3
	Seattle Seahawks	3

(11/17) to vs. Philadelphia (12/15)...Had sacks on consecutive plays at Dallas (11/3), 1 play short of the Vikings team record of 3 straight plays with a sack...Had season-high 2.0 sacks in a pair of games - at Dallas (11/3) and vs. Philadelphia (12/15)...Posted a sack against Packers QB Scott Tolzien at Green Bay (11/24)...Notched 1st sack of season vs. Cleveland (9/22)...Posted the 3rd-longest FR by a Vikings DL at Chicago (9/15) with a 61-yard score, his 1st career TD.

2012 Spent 2nd season as full-time starter at LDE...Started all 15 games he played in regular season and started Wild Card Playoff game...Had 8.5 sacks and ranked 2nd on team behind Jared Allen...Posted career-high 8 passes defended, tied for the 2nd-most in team history by a defensive lineman in a season...Ranked tied for 2nd on team with 3 FFs...Set career-best with 3.5 sacks vs. Arizona (10/21)...Notched 3 passes defended vs. Tampa Bay (10/25)...Notched career-best 11 tackles vs. Arizona (10/21) and tied career-high with 6 QB hurries during game.

2011 Took over as full-time starter at LDE in 2011, posting then career-best 8.0 sacks, ranking 2nd on team...Helped Vikings tie for NFL lead with 50 sacks as a team, the 3rd-most in Vikings history...Part of defensive line that produced 40.5 of the 50 team sacks...Started opposite Jared Allen as he set the Vikings single-season record with 22.0 sacks and led the NFL...Ranked 2nd on team with 40 QB hurries...Started season fast with 4.5 sacks in opening 5 games.

2010 Helped Vikings defense rank #8 in the NFL, the 3rd straight season with a top-10 ranking in the League...Started a pair of games at LDE in place of Ray Edwards, vs. Buffalo (12/5) and vs. NY Giants (12/13)...Saw action in all 16 games...Notched 1st sack of season when he caught Shaun Hill vs. Detroit (9/26)...Recovered a pair of fumbles vs. Buffalo (12/5)...Replaced Edwards in the 2nd half of game at Washington (11/28) where he notched a sack of Donovan McNabb.

2009 Tied a then career-best with 4.5 sacks on the season...Posted sacks in 3 of the final 4 regular-season games...Played in all 16 games and both playoff contests...Ranked 4th on team with 13 QB hurries...Had 1.5 of the Vikings 8.0 sacks against Green Bay (10/5), which was 1 sack shy of the Vikings team record in a game...Posted 3 tackles at Arizona (12/6).

ROBISON'S NFL TOTALS

Year	GP/GS	Tackles			Sacks	INTs	PBU	TFL	QBH	FF/FR	Special
		Solo	Asst.	Total							Teams
2007 (Min)	16/5	15	10	25	4.5	0	0	6	14	1/0	2
2008 (Min)	15/0	12	8	20	2.5	0	1	3	19	1/0	0
Playoffs	1/1	2	0	2	0.0	0	0	1	7	0/0	0
2009 (Min)	16/0	10	2	12	4.5	0	0	2	13	1/0	1
Playoffs	2/0	1	0	1	0.0	0	0	0	2	0/0	0
2010 (Min)	16/2	14	4	18	2.0	0	1	2	15	0/2	0
2011 (Min)	16/16	33	21	54	8.0	0	1	10	40	3/2	0
2012 (Min)	15/15	26	26	52	8.5	0	8	8	21	3/1	0
Playoffs	1/1	0	0	0	0.0	0	0	0	0	0/0	0
2013 (Min)	16/16	32	11	43	9.0	0	3	14	40	0/1	0
2014 (Min)	16/16	18	10	28	4.5	0	3	7	45	0/0	0
2015 (Min)	16/16	24	10	34	5.0	0	4	11	36	1/2	0
Playoffs	1/1	2	1	3	0.0	0	0	0	3	0/0	0
2016 (Min)	16/16	22	12	34	7.5	0	1	12	36	3/0	0
2017 (Min)	15/1	18	8	26	4.0	0	2	5	35	0/0	0
Playoffs	2/0	1	2	3	0.0	0	0	0	2	0/0	0
Totals	173/103	224	122	346	60.0	0	24	80	314	13/8	3
Playoffs	7/3	6	3	9	0.0	0	0	1.0	14	0/0	0

SINGLE-GAME CAREER HIGHS

Tackles.....11...vs. Arizona, 10/21/12
Sacks.....3.5...vs. Arizona, 10/21/12
Forced Fumble.....1...13x, last vs. Dallas, 12/11/16
Fumble Recoveries.....2...vs. Buffalo, 12/5/10
Long Fumble Ret.....61t...at Chicago, 9/15/13
QB Pressures.....9...vs. Green Bay, 10/15/17
Tackles For Loss.....3.0...vs. Arizona, 10/21/12; vs. Houston, 10/9/16
Passes Defended.....3...vs. Tampa Bay, 10/25/12

2008 Saw action in 15 games as Jared Allen's primary backup...Had a team-best 7 QB hurries in the Wild Card Playoffs vs. Philadelphia (1/4/09), also registering 2 solo tackles, and a tackle for a loss...Started Wild Card game in place of injured Ray Edwards, his lone start of the season...Notched his 2nd sack and 1st FF of the year when he knocked the ball free from Kurt Warner at Arizona (12/14).

2007 Earned spot on *Pro Football Weekly's All-Rookie* Team and started 5 games...Opened the final 4 games at RDE and started 1st career game at Detroit (9/16) at LDE...Ranked 3rd in the NFL for sacks among rookies with 4.5...Had 2.0 sacks in the regular-season opener vs. Atlanta (9/9)...Sacked Favre (9/30) on the day he broke NFL TD passes record.

COLLEGE His 6 career blocked kicks set a UT record, and his 4 blocks in 2003 tied a single-season record...2006 NCAA runner-up in shot put as a junior and won Big 12 shot put title in 2005 and 2006...Won Big 12 shot put and discus titles in 2006...Holds the school record in the shot put at 68-4.25 and ranks 3rd in UT history with a discus mark of 195-10...Helped Longhorns win 2005 national championship with Rose Bowl win over USC.

PREP All-State in football and track at Splendora (TX) High...Won Class 3A discus title as a junior and senior and shot title as a senior...Had best throws in all Texas classes as a senior at 215-2 in the discus and 66-2 in the shot.

LEGENDARY ENDS

Brian Robison's consistency and durability has moved him into elite company in Vikings history. He ranks 3rd in club history for career games played by a DE.

VIKINGS CAREER GAMES PLAYED BY DES

PLAYER	GAMES
Jim Marshall.....	270
Carl Eller.....	209
Brian Robison	173

ROBISON'S TOUCHDOWN

GAME.....**PLAY**
@ Chicago, 9/15/13.....61t Fumble Return
Total.....**1 (1 FR)**

ROBISON'S CAREER GAME-BY-GAME (* starts)

2007.....U	A	T	TFL	SK	QH	FF	FR	INT	PD
vs. ATL - 9/9.....2	2	4	0	2.0	0	0	0	0	0
at DET - 9/16*.....2	0	2	1	0.0	4	0	0	0	0
at KC - 9/23.....0	0	0	0	0.0	0	0	0	0	0
vs. GB - 9/30.....2	0	2	0	1.0	0	0	0	0	0
at CHI - 10/14.....0	0	0	0	0.0	0	0	0	0	0
at DAL - 10/21.....1	0	1	1	0.5	3	0	0	0	0
vs. PHI - 10/28.....1	0	1	0	0.0	2	0	0	0	0
vs. SD - 11/4.....0	0	0	0	0.0	3	0	0	0	0
at GB - 11/11.....1	0	1	1	0.0	0	0	0	0	0
vs. OAK - 11/18.....1	0	1	0	1.0	1	1	0	0	0
at NYG - 11/25.....0	2	2	0	0.0	0	0	0	0	0
vs. DET - 12/2.....0	0	0	0	0.0	0	0	0	0	0
at SF - 12/9*.....2	3	5	1	0.0	1	0	0	0	0
vs. CHI - 12/17*.....1	1	2	0	0.0	0	0	0	0	0
vs. WAS - 12/23*.....2	1	3	1	0.0	0	0	0	0	0
at DEN - 12/30*.....1	0	1	1	0.0	0	0	0	0	0
2007....GP/GS:16/516	9	25	6	4.5	14	1	0	0	0

2008.....U	A	T	TFL	SK	QH	FF	FR	INT	PD
at GB - 9/8.....0	0	0	0	0.0	0	0	0	0	0
vs. IND - 9/14.....0	0	0	0	0.0	0	0	0	0	0
vs. CAR 9/21.....0	1	1	0	0.0	0	0	0	0	0
at TEN - 9/28.....1	0	1	0	0.0	2	0	0	0	0
at NO - 10/6.....0	0	0	0	0.0	1	0	0	0	0
vs. DET - 10/12.....0	0	0	0	0.0	1	0	0	0	0
at CHI - 10/19.....0	0	0	0	0.0	0	0	0	0	0
vs. HOU - 11/2.....2	2	4	0	0.0	1	0	0	0	1
vs. GB - 11/9.....1	0	1	0	1.0	4	0	0	0	0
at TB - 11/16.....0	1	1	0	0.0	1	0	0	0	0
at JAX - 11/23.....0	0	0	0	0.2	0	0	0	0	0
vs. CHI - 11/30.....1	0	1	0	0.5	0	0	0	0	0
at DET - 12/7.....	INACTIVE								
at ARI - 12/14.....2	0	2	1	1.0	5	1	0	0	0
vs. ATL - 12/21.....2	0	2	1	0.0	0	0	0	0	0
vs. NYG - 12/28.....3	4	7	1	0.0	2	0	0	0	0
2008...GP/GS:15/012	8	20	3	2.5	19	1	0	0	1
2008 PLAYOFFS									
vs. PHI - 1/4/09*.....2	0	2	1	0.0	7	0	0	0	0

2009.....U	A	T	TFL	SK	QH	FF	FR	INT	PD
at CLE - 9/13.....0	0	0	0	0.0	2	0	0	0	0
at DET - 9/20.....0	0	0	0	0.0	1	0	0	0	0
vs. SF - 9/27.....0	0	0	0	0.0	0	0	0	0	0
vs. GB - 10/5.....1	1	2	0	1.5	2	0	0	0	0
at StL - 10/11.....0	0	0	0	0.0	1	0	0	0	0
vs. BAL - 10/18.....0	0	0	0	0.0	1	0	0	0	0
at PIT - 10/25.....2	0	2	1	0.0	0	0	0	0	0
at GB - 11/1.....0	0	0	0	0.0	0	1	0	0	0
vs. DET - 11/15.....1	1	2	0	0.0	3	0	0	0	0
vs. SEA - 11/22.....0	0	0	0	0.0	0	0	0	0	0
vs. CHI - 11/29.....0	0	0	0	0.0	0	0	0	0	0
at ARI - 12/6.....3	0	3	1	0.0	0	0	0	0	0
vs. CIN - 12/13.....1	0	1	0	1.0	2	0	0	0	0
at CAR - 12/20.....0	0	0	0	0.0	0	0	0	0	0
at CHI - 12/28.....1	0	1	0	1.0	0	0	0	0	0
vs. NYG - 1/3/10.....1	0	1	0	1.0	1	0	0	0	0
2009...GP/GS:16/010	2	12	2	4.5	13	1	0	0	0
2009 PLAYOFFS									
vs. DAL - 1/17/10.....1	0	1	0	0.0	2	0	0	0	0
at NO - 1/24/10.....0	0	0	0	0.0	0	0	0	0	0
Totals...GP/GS:2/01	0	1	0	0.0	2	0	0	0	0

2010.....U	A	T	TFL	SK	QH	FF	FR	INT	PD
at NO - 9/9.....1	0	1	0	0.0	0	0	0	0	0
vs MIA - 9/19.....0	0	0	0	0.0	0	0	0	0	0
vs DET - 9/26.....3	0	3	0	1.0	0	0	0	0	0
at NYJ - 10/11.....1	0	1	0	0.0	1	0	0	0	0
vs DAL - 10/17.....0	0	0	0	0.0	0	0	0	0	0
at GB - 10/24.....0	0	0	0	0.0	1	0	0	0	0
at NE - 10/31.....1	0	1	0	0.0	1	0	0	0	0
vs ARI - 11/7.....1	0	1	1	0.0	2	0	0	0	0
at CHI - 11/14.....2	0	2	0	0.0	1	0	0	0	0
vs GB - 11/21.....1	0	1	0	0.0	0	0	0	0	0
at WAS - 11/28.....1	0	1	0	1.0	3	0	0	0	0
vs BUF - 12/5*.....2	2	4	0	0.0	3	0	2	0	1
vs NYG - 12/13*.....0	2	2	0	0.0	3	0	0	0	0
vs CHI - 12/20.....0	0	0	0	0.0	0	0	0	0	0
at PHI - 12/26.....1	0	1	1	0.0	0	0	0	0	0
at DET - 1/2.....0	0	0	0	0.0	0	0	0	0	0
2010....GP/GS:16/214	4	18	2	2.0	15	0	2	0	1

2011.....U	A	T	TFL	SK	QH	FF	FR	INT	PD
at SD - 9/11*.....4	2	6	1	0.5	1	0	0	0	1
vs TB - 9/18*.....0	1	1	0	0.0	6	0	0	0	0
vs DET - 9/25*.....3	1	4	2	2.0	3	0	0	0	0
at KC - 10/2*.....1	0	1	0	0.0	2	0	0	0	0
vs ARI - 10/9*.....4	1	5	2	2.0	4	1	0	0	0
at CHI - 10/16*.....1	1	2	1	0.0	4	0	0	0	0
vs GB - 10/23*.....2	1	3	1	0.0	1	0	0	0	0
at CAR - 10/30*.....0	3	3	0	0.0	2	0	0	0	0
at GB - 11/14*.....1	1	2	0	0.0	0	0	0	0	0
vs OAK - 11/20*.....3	1	4	1	1.0	2	0	1	0	0
at ATL - 11/27*.....4	2	6	1	0.0	3	0	0	0	0
vs DEN - 12/4*.....2	2	4	0	0.0	0	0	0	0	0
at DET - 12/11*.....1	1	2	1	0.5	4	0	0	0	0
vs NO - 12/18*.....2	2	4	0	0.0	0	0	0	0	0
at WAS - 12/24*.....2	2	4	0	1.0	2	1	1	0	0
vs CHI - 1/1*.....3	0	3	0	1.0	6	1	0	0	0
2011....GP/GS:16/1633	21	54	10	8.0	40	3	2	0	1

2012.....U	A	T	TFL	SK	QH	FF	FR	INT	PD
vs JAC - 9/9*.....0	5	5	0	0.0	2	0	0	0	1
at IND - 9/16*.....1	3	4	0	0.0	1	0	0	0	0
vs SF - 9/23*.....1	2	3	0	0.0	1	0	1	0	0
at DET - 9/30*.....2	1	3	0	0.0	1	0	0	0	0
vs TEN - 10/7*.....2	2	4	1	1.0	0	0	0	0	0
at WAS - 10/14*.....0	0	0	0	0.0	0	0	0	0	1
vs ARZ - 10/21*.....6	5	11	3	3.5	6	1	0	0	0
vs TB - 10/25*.....1	3	4	0	0.0	1	0	0	0	3
at SEA - 11/4*.....2	0	2	1	1.0	0	0	0	0	1
vs DET - 11/11*.....2	1	3	0	0.0	1	0	0	0	2
at CHI - 11/25*.....1	2	3	0	0.0	1	0	0	0	0
at GB - 12/2*.....4	1	5	0	0.0	1	0	0	0	0
vs CHI - 12/9*.....2	0	2	1	1.0	5	1	0	0	0
at STL - 12/16*.....1	0	1	1	1.0	1	0	0	0	0
at HOU - 12/23.....	INACTIVE								
vs GB - 12/30*.....1	1	2	1	1.0	0	1	0	0	0
2012 ...GP/GS:15/1526	26	52	8	8.5	21	3	1	0	8

2012 PLAYOFFS									
at GB - 1/5/13*.....0	0	0	0	0.0	0	0	0	0	0

2013.....U	A	T	TFL	SK	QH	FF	FR	INT	PD	2016.....U	A	T	TFL	SK	QH	FF	FR	INT	PD
at DET - 9/8*3	1	4	1	0.0	3	0	0	0	0	at TN - 9/11*1	1	2	1	0.0	0	0	0	0	1
at CHI - 9/15*3	0	3	1	0.0	6	0	1	0	0	vs. GB - 9/18*1	1	2	1	1.0	1	1	0	0	0
vs. CLE - 9/22*3	0	3	2	1.0	2	0	0	0	0	at CAR - 9/25*2	1	3	1	1.0	2	0	0	0	0
vs. PIT - 9/29*0	1	1	0	0.0	2	0	0	0	0	vs. NYG - 10/3*0	0	0	0	0.0	0	0	0	0	0
vs. CAR - 10/13*3	0	3	0	0.0	0	0	0	2	0	vs. HOU - 10/9*2	1	3	3	2.0	8	1	0	0	0
at NYG - 10/21*0	2	2	0	0.0	2	0	0	0	0	at PHI - 10/23*3	0	3	1	0.0	2	0	0	0	0
vs. GB - 10/27*2	0	2	1	0.0	2	0	0	0	0	at CHI - 10/31*3	1	4	0	0.0	1	0	0	0	0
at DAL - 11/3*2	0	2	2	2.0	3	0	0	0	0	vs. DET - 11/6*1	1	2	0	0.0	0	0	0	0	0
vs. WAS - 11/7*0	0	0	0	0.0	3	0	0	0	0	at WAS - 11/13*0	0	0	0	0.0	0	0	0	0	0
at SEA - 11/17*1	1	2	1	1.0	1	0	0	0	0	vs. ARI - 11/20*1	1	2	1	1.0	5	0	0	0	0
at GB - 11/24*5	2	7	1	1.0	6	0	0	0	0	at DET - 11/24*2	0	2	0	0.0	2	0	0	0	0
vs. CHI - 12/1*3	1	4	1	1.0	3	0	0	1	0	vs. DAL - 12/1*2	1	3	1	1.0	3	1	0	0	0
at BAL - 12/8*2	2	4	1	1.0	1	0	0	0	0	at JAX - 12/11*1	1	2	1	1.0	5	0	0	0	0
vs. PHI - 12/15*2	0	2	2	2.0	4	0	0	0	0	vs. IND - 12/18*1	0	1	0	0.0	2	0	0	0	0
at CIN - 12/22*3	1	4	1	0.0	1	0	0	0	0	at GB - 12/24*1	0	1	1	0.0	2	0	0	0	0
vs. DET - 12/29*0	0	0	0	0.0	1	0	0	0	0	vs. CHI - 1/1/17*1	3	4	1	0.5	3	0	0	0	0
2013.....GP/GS:16/16.....32	11	43	14	9.0	40	0	1	0	3	2016.....GP/GS:16/16.....22	12	34	12	7.5	36	3	0	0	1

2014.....U	A	T	TFL	SK	QH	FF	FR	INT	PD	2017.....U	A	T	TFL	SK	QH	FF	FR	INT	PD
at STL - 9/7*.....1	0	1	1	0.0	4	0	0	0	0	vs. NO - 9/11.....2	0	2	0	0.0	3	0	0	0	0
vs. NE - 9/14*.....0	2	2	0	0.0	2	0	0	0	0	at PIT - 9/17.....1	0	1	0	0.0	4	0	0	0	0
vs. NO - 9/21*.....1	2	3	0	0.0	2	0	0	0	0	vs. TB - 9/24.....0	0	0	0	0.0	2	0	0	0	0
vs. ATL - 9/28*.....2	0	2	0	0.0	2	0	0	0	0	vs. DET - 10/1.....1	1	2	0	0.0	1	0	0	0	1
at GB - 10/2*.....3	1	4	0	0.0	0	0	0	0	0	at CHI - 10/9.....1	1	2	0	1.0	1	0	0	0	0
vs. DET - 10/12*...2	3	5	1	0.5	4	0	0	0	0	vs. GB - 10/15.....1	1	2	2	1.0	9	0	0	0	1
at BUF - 10/19*.....0	2	2	0	0.0	5	0	0	0	0	vs. BAL - 10/22....0	1	1	0	0.0	0	0	0	0	0
at TB - 10/26*.....2	0	2	1	1.0	2	0	0	0	0	at CLE - 10/29.....0	0	0	0	0.0	0	0	0	0	0
vs. WAS - 11/2*.....1	0	1	1	1.0	2	0	0	0	0	at WAS - 11/2*....4	1	5	0	0.0	3	0	0	0	0
at CHI - 11/16*.....0	0	0	0	0.0	5	0	0	0	0	vs. LAR - 11/19.....INACTIVE									
vs. GB - 11/23*.....1	0	1	1	1.0	4	0	0	0	0	at DET - 11/23.....0	0	0	0	0.0	0	0	0	0	0
vs. CAR - 11/30*.....1	0	1	1	0.0	2	0	0	0	0	at ATL - 12/3.....1	0	1	0	0.0	2	0	0	0	0
vs. NYJ - 12/7*.....1	0	1	1	1.0	1	0	0	0	1	at CAR - 12/10....1	1	2	0	0.0	0	0	0	0	0
at DET - 12/14*.....1	0	1	0	0.0	4	0	0	0	0	vs. CIN - 12/17.....3	1	4	2	2.0	4	0	0	0	0
at MIA - 12/21*.....2	0	2	0	0.0	3	0	0	0	0	at GB - 12/23.....1	1	2	0	0.0	4	0	0	0	0
vs. CHI - 12/28*.....0	0	0	0	0.0	3	0	0	0	2	vs. CHI - 12/31.....2	0	2	1	1.0	2	0	0	0	0
2014...GP/GS/16/15...18	10	28	7	4.5	45	0	0	0	3	2017...GP/GS/15/11...18	8	26	5	4.0	35	0	0	0	2

[illegible]

ROBISON'S SACKS

GAME	QB	SACKS
vs. Atlanta, 9/9/07.....	Joey Harrington	2.0
vs. Green Bay, 9/30/07.....	Brett Favre	1.0
@ Dallas, 10/21/07.....	Tony Romo	0.5
vs. Oakland, 11/18/07.....	Daunte Culpepper	1.0
vs. Green Bay, 11/9/08.....	Aaron Rodgers	1.0
vs. Chicago, 11/30/08.....	Kyle Orton	0.5
@ Arizona, 12/14/08.....	Kurt Warner	1.0
vs. Green Bay, 10/5/09.....	Aaron Rodgers	1.5
vs. Cincinnati, 12/13/09.....	Carson Palmer	1.0
@ Chicago, 12/28/09.....	Jay Cutler	1.0
vs. NY Giants, 1/3/10.....	Eli Manning	1.0
vs. Detroit, 9/26/10.....	Shaun Hill	1.0
@ Washington, 11/28/10.....	Donovan McNabb	1.0
@ San Diego, 9/11/11.....	Philip Rivers	0.5
vs. Detroit, 9/25/11.....	Matthew Stafford	2.0
vs. Arizona, 10/9/11.....	Kevin Kolb	2.0
vs. Oakland, 11/20/11.....	Carson Palmer	1.0
@ Detroit, 12/11/11.....	Matthew Stafford	0.5
@ Washington, 12/24/11.....	Rex Grossman	1.0
vs. Chicago, 1/1/12.....	Josh McCown	1.0
vs. Tennessee, 10/7/12.....	Matt Hasselbeck	1.0
vs. Arizona, 10/21/12.....	John Skelton	3.5
@ Seattle, 11/4/12.....	Russell Wilson	1.0
vs. Chicago, 12/9/12.....	Jay Cutler	1.0
@ St. Louis, 12/16/12.....	Sam Bradford	1.0
vs. Green Bay, 12/30/12.....	Aaron Rodgers	1.0

vs. Cleveland, 9/22/13.....	Brian Hoyer	1.0
@ Dallas, 11/3/13.....	Tony Romo	2.0
@ Seattle, 11/17/13.....	Russell Wilson	1.0
@ Green Bay, 11/24/13.....	Scott Tolzien	1.0
vs. Chicago, 12/1/13.....	Josh McCown	1.0
@ Baltimore, 12/8/13.....	Joe Flacco	1.0
vs. Philadelphia, 12/15/13.....	Nick Foles	2.0
vs. Detroit, 10/12/14.....	Matthew Stafford	0.5
@ Tampa Bay, 10/26/14.....	Mike Glennon	1.0
vs. Washington, 11/2/14.....	Robert Griffin III	1.0
vs. Green Bay, 11/23/14.....	Aaron Rodgers	1.0
vs. NY Jets, 12/7/14.....	Geno Smith	1.0
@ Denver, 10/4/15.....	Peyton Manning	1.0
vs. Seattle, 12/6/15.....	Russell Wilson	2.0
vs. Chicago, 12/20/15.....	Jay Cutler	1.0
vs. NY Giants, 12/27/15.....	Eli Manning	1.0
vs. Green Bay, 9/18/16.....	Aaron Rodgers	1.0
@ Carolina, 9/26/16.....	Cam Newton	1.0
vs. Houston, 10/9/16.....	Brock Osweiler	2.0
vs. Arizona, 11/20/16.....	Carson Palmer	1.0
vs. Dallas, 12/1/16.....	Dak Prescott	1.0
vs. Jacksonville, 12/11/16.....	Blake Bortles	1.0
vs. Chicago, 1/1/17.....	David Fales	0.5
vs. Green Bay, 10/15/17.....	Brett Hundley	1.0
vs. Cincinnati, 12/17/17.....	Andy Dalton	2.0
vs. Chicago, 12/31/17.....	Mitch Trubisky	1.0
Total.....		60.0

REEL 'EM IN

Brian Robison's Reel 'Em In Foundation, which in 2016 partnered with K9s4Cops, is an organization that provides K9s to law enforcement and education agencies. During the 2017 and 2018 offseasons, Robison hosted charity fishing tournaments benefiting his Reel 'Em In Foundation at Lake Sam Rayburn in Texas and on the Mississippi River near Wabasha, Minnesota. The cause is one close to Robison's heart, combining his passion for fishing and his gratitude for members of law enforcement, which his father was involved in his entire career. The 2018 tournament in Minnesota was won by a team including Hall of Famer Randy Moss. The Reel Em In Foundation has raised nearly \$300,000 to support the cause through the tournaments and fundraising.





82

KYLE RUDOLPH

POSITION: Tight End
HEIGHT/WEIGHT: 6-6/265
DOB: 11-9-89
HOMETOWN: Cincinnati, OH

COLLEGE: Notre Dame
ACQUIRED: D2 (#43) 2011
NFL SEASON: 8
VIKINGS SEASON: 8

2017 GP/GS	Career GP/GS	Playoffs GP/GS
16/16	96/88	4/4

• Set single-season career-highs in receptions (83) and receiving yards (840) in 2016.

• The 1st TE selected in the 2011 NFL Draft, #43 overall, the 2nd-highest drafted TE in Vikings history behind Hal Bedsole (#19) in 1964.

• Holds the record for most career TD receptions by a TE in franchise history with 37, and is 5th all-time among all Viking players.

OFF THE FIELD Married Jordan during 2016 offseason, and the couple had their 1st children, twin girls - Andersyn and Finley - born in early October...Named the 2017 Minnesota Vikings Community Man of the Year...Visited Iceland during the 2017 offseason with teammates DT Linval Joseph and DE Danielle Hunter as a part of the team's Viking Heritage trip...Working with University of Minnesota Masonic Children's Hospital to develop Kyle Rudolph's End Zone, a play area for children receiving treatment and their families...Majored in management-consulting at Notre Dame and is 2 semesters shy of earning his degree...Member of National Honor Society at Cincinnati's Elder High...Active with the Vikings Fuel Up To Play 60 initiative with the Vikings and Midwest Dairy Association, a program that works with local schools to raise awareness about proper diet and physical fitness...Has worked closely with the Minnesota Muscular Dystrophy Association "Muscle Team."

HONORS Named the 2017 Minnesota Vikings Community Man of the Year...Selected to the Pro Bowl in 2012 and 2017...Named 2012 Pro Bowl MVP...Earned All-Rookie honors from Pro Football Weekly and National Football Post.

PRO Selected to 2012 Pro Bowl and named Pro Bowl MVP, an honor only won by 4 other Vikings - Fran Tarkenton, Ahmad Rashad, Randy Moss and Adrian Peterson...Earned Pro Bowl honors in 2017...Became only the 4th Vikings TE selected to play in the Pro Bowl...Climbed atop the Vikings record books for most career TDs by a TE (29) and most receptions in a single-season by a TE (83) in club history in 2016...Has caught a TD from 6 different Viking starting QBs since 2011 (Christian Ponder, Joe Webb, Matt Cassel, Teddy Bridgewater, Sam Bradford and Case Keenum)...In 2012, scored 9 TDs, the 2nd most in a season by a Vikings TE and tied for the 2nd-most by an NFL TE in 2012...Tied Vikings record for TDs in a game by a TE with 2 vs. San Francisco (9/23/12)...Scored all 3 of his TDs in the final 7 games of his rookie year...Was the 1st TE selected in the 2011 NFL Draft...Selected #43 overall, the 2nd-highest drafted TE in Vikings history behind Hal Bedsole (#19 overall) in 1964.

2017 Started all 16 games for the 4th time in his career and totaled 532 yards on 57 receptions with 8 TDs to earn his 2nd trip to the Pro Bowl...Caught a 25-yard TD pass, his 1st career playoff score, at Philadelphia (1/21/18)...Hauled in 5 catches for 28 yards vs. New Orleans (1/14/18) in the Divisional Round as the Vikings clinched a berth to the NFC title game...Hauled in 1 pass for 3 yards vs. Chicago (12/31) as the Vikings clinched the 2nd best record in team history with their 13th win...Made 1 catch for 6 yards at Green Bay (12/23)...Battled through an ankle injury to help the Vikings clinch the NFC North for the 3rd time in his career with a win vs. Cincinnati (12/17), catching his 8th TD of the season, totaling 17 yards on 2 catches...Hauled in 3 receptions for 41 yards, including his 7th TD of the year and

4th in his last 3 games...Caught 4 passes for 36 yards and a TD at Atlanta (12/3), giving him 36 career TDs, breaking a tie for 5th all-time in Vikings history with ROH member Ahmad Rashad...Hauled in 4 passes for 63 yards and 2 TDs at Detroit (11/23) on Thanksgiving Day, the 2nd multi-TD game of his career...Set a new career-high with 6 consecutive games with at least 5 receptions, catching 5 passes for 58 yards vs. LA Rams (11/19)...Hauled in 5 catches for 37 yards at Washington (11/12)...Shared the team-lead with 6 receptions for 27 yards and his 3rd TD of the season vs. Cleveland (10/29) at Twickenham stadium in London, England as a part of the NFL's International series...Caught 5 passes for 43 yards vs. Baltimore (10/22)...Hauled in 5 passes for a season-high 47 yards vs. Green Bay (10/15)...Recorded season-highs with 6 catches for 45 yards and his 2nd TD grab of the year at Chicago (10/9)...Hauled in 2 passes for 34 yards vs. Detroit (10/1)...Tallied 1 reception for 4 yards vs. Tampa Bay (9/24)...Caught 4 passes for 45 yards at Pittsburgh (9/17)...Started at TE vs. New Orleans (9/11), hauling in 3 receptions for 26 yards and TD, his 30th career TD grab.

2016 Played in all 16 games in back-to-back seasons for the 1st time in his career...Capped 2016 off with the best single-game performance on his career vs. Chicago (1/1/17), hauling in a career-high 11 catches for a career-high 117 yards while breaking Steve Jordan's franchise-record with his 29th career TD reception...Hauled in a season-high 97 yards on 8 receptions at Indianapolis (12/18)...Totaled 4 receptions for 60 yards and his 6th TD of the year and 28th of his career at Jacksonville (12/11), tying Steve Jordan for the most career TDs by a TE in franchise history...Hauled in a game-high 9 catches for 64 yards at Detroit (11/24)...Totaled 5 receptions for 69 yards and a TD at Washington (11/13) his 2nd consecutive game with a TD...Hauled in his 4th TD reception of the year vs. Detroit (11/6)...Moved into 2nd place all-time for most receptions by a TE in Vikings history with 213 career grabs after grabbing 5 passes for 31 yards at Chicago (10/31)...Registered his 3rd consecutive game with a TD after hauling in 5 passes for 55 yards, including a 7-yard TD vs NY Giants (10/9)...Caught 7 passes for 70 yards while catching his 2nd TD of the year at Carolina (9/25)...Had 3 receptions for 31 yards and his 1st TD of the season and the first Vikings TD in U.S. Bank Stadium history vs. Green Bay (9/18)...Caught 4 passes for 65 yards at Tennessee (9/11) in the season opener.

2015 Played in every game, including Wild Card Playoff, starting every contest...Helped team win NFC North title for 1st time in his career...Earned 2nd career playoff berth...Cleared way for Adrian Peterson to lead the NFL in rushing with 1,485 yards on the ground...Had career-high 495 yards receiving and had 2nd-best totals of his career in receptions (49) and TDs (5)...Set single-game career high with 106 yards receiving vs. Green Bay (11/22), including a career-long 47-yard TD...Caught season-high 7 passes in win at Atlanta (11/29).

2014 Opened the season with a 7-yard TD reception from Matt Cassel in win at St. Louis (9/7)...Hampered by sports hernia and ankle injuries that would hold him out 7 weeks during the season...Had season-high 7 receptions and 69 receiving yards at Detroit (12/14)...2nd TD of the season came vs. Carolina (11/30) on the opening drive on a 4-yard TD toss from Teddy Bridgewater...Appeared in 9 games, making 8 starts.

2013 Had promising season cut short by injury after 30 catches and 3 TDs in the opening 8 games of the season...Placed on injured reserve on 12/9...Inactive for 5 games after foot injury suffered at Dallas...Caught 31-yard TD at Dallas (11/3), his lon-

gest play of the season, and injured foot on play...Hauled in 1st TD of the season on 20-yarder from Ponder at Chicago (9/15)... Started season opener at Detroit (9/8) and caught 2 passes... Hauled in career-best 9 catches for career-best 97 yards and a 23-yard TD vs. Carolina (10/13)...Led team with 4 catches for 51 yards vs. Green Bay (10/27).

2012 Tabbed as **Pro Bowl MVP** after a 5-reception, 122-yard 1-TD effort in the all-star game...Late addition to Pro Bowl roster for NFC...Had breakout season with 9 TDs, the 2nd-most by a Vikings TE in a season in team history...His 9 TD catches were tied for 2nd-most by a TE in the NFL in 2012...Had career-best 2 TD catches vs. San Francisco (9/23), matching the Vikings single-game best by a TE...Caught a TD pass and 2-point conversion pass at Washington (10/14)...Hauled in 6-yard TD pass with 31 seconds remaining in game at Indianapolis (9/16) to tie game 20-20 after being down 20-6 entering the 4th quarter of game that Colts won on late FG 23-20...Pulled in career-high 7 catches vs. Detroit (11/11) and had a then career-best 67 yards vs. Jacksonville (9/9) in the season opener.

2011 Earned **All-Rookie** honors from *Pro Football Weekly* and *National Football Post*...Assumed larger role in offense as season progressed, catching all 3 of his TDs in the final 7 games of the season...Started 8 games and played in 15...Snared season-

RUDOLPH'S NFL TOTALS

RECEIVING						
Year	GP/GS	No.	Yds.	Avg.	Lg	TD
2011 (Min)	15/8	26	249	9.6	41	3
2012 (Min)	16/16	53	493	9.3	29	9
Playoffs.....	1/1	3	42	14.0	23	0
2013 (Min).....	8/8	30	313	10.4	31t	3
2014 (Min).....	9/8	24	231	9.6	23	2
2015 (Min).....	16/16	49	495	10.1	47t	5
Playoffs.....	1/1	1	24	24.0	24	0
2016 (Min).....	16/16	83	840	10.1	44	7
2017 (Min).....	16/16	57	532	9.3	34	8
Playoffs.....	2/2	6	53	8.8	25t	1
Totals	96/88	322	3,153	9.8	47t	37
Playoffs.....	4/4	10	119	10.4	25t	1

SINGLE-GAME CAREER HIGHS

Receptions.....	11.....	vs. Chicago, 1/1/17
Receiving Yards	117.....	vs. Chicago, 1/1/17
Long Reception	47t.....	vs. Green Bay, 11/22/15
Long TD Reception	47t.....	vs. Green Bay, 11/22/15
TD Receptions	2.....	2x, last at Detroit, 11/23/17
2-Point Conversion	1.....	at Washington, 10/14/12

HAWAIIAN DELIGHT

Kyle Rudolph joined rare company when he was named the MVP of the 2012 Pro Bowl, a feat achieved for only the 5th time in Vikings history. Rudolph is 1 of 4 Vikings TEs to earn a Pro Bowl berth in Vikings history and earned MVP accolades in the 2012 contest after hauling in 5 catches for 122 yards and a TD from Eli Manning in the 62-35 NFC victory. He gifted the complimentary car that accompanies MVP to his father.

VIKINGS PRO BOWL TEs

PLAYER	SEASON
Joe Senser.....	1981
Steve Jordan.....	1986, '87, '88, '89, '90, '91
Byron Chamberlain.....	2001
Kyle Rudolph.....	2012

VIKINGS PRO BOWL MVPs

PLAYER	SEASON
Fran Tarkenton.....	1964
Ahmad Rashad.....	1978
Randy Moss.....	1999
Adrian Peterson.....	2007
Kyle Rudolph.....	2012

long 41-yard pass at Kansas City (10/2)...Had season-high 3 catches in 5 games...Scored 1st career TD on 1-yard pass from fellow rookie Christian Ponder vs. Oakland (11/20)...Hauled in TDs vs. Denver (12/4) and at Washington (12/24).

COLLEGE Ended 3-season Notre Dame career ranked among the all-time leading TEs in school history...Set ND record for receiving yards in a game by a TE vs. Michigan in 2010 with 164 yards...Ranks 2nd for receptions in a game by an Irish TE with 8 catches vs. Michigan and at Michigan State in consecutive games in 2010...Hauled in the 2nd-longest pass play in Notre Dame history with a 95-yard TD vs. Michigan in 2010...Was just shy of the school-record 96-yard pass play...Became the 1st Irish true freshman TE to start a season opener in 2008.

PREP Played 2 sports at Cincinnati's Elder High...Selected to play in U.S. Army All-America game...Earned 1st Team All-America honors by *USA TODAY* as a senior...Named All-State by AP...Named conference basketball player of the year 3 times as a prep...Ended high school career as the 2nd-leading scorer in Elder High history and the 2nd player to break the 1,000-point mark.



Kyle Rudolph has taken a leading role providing good spirit and his own Kyle Rudolph's End Zone play area at UofM Masonic Children's Hospital. Rudolph and his wife regularly visit and host parties for patients and their families.

RUDOLPH THE END ZONE REINDEER

Kyle Rudolph has been a scoring threat since entering the NFL in 2011, highlighted by his 9-TD season in 2012. He continued to climb the Vikings record book in 2016.

VIKINGS CAREER TD RECEPTIONS

PLAYER	TDs
Cris Carter.....	110
Randy Moss.....	92
Anthony Carter.....	52
Sammy White.....	50
Kyle Rudolph.....	37

VIKINGS SINGLE-SEASON TD RECEPTIONS BY TEs

PLAYER, YEAR	TDs
Visanthe Shiancoe, 2009.....	11
Kyle Rudolph, 2012.....	9
Kyle Rudolph, 2017.....	8

VIKINGS CAREER RECEPTIONS BY TEs

PLAYER	REC
Steve Jordan.....	498
Kyle Rudolph.....	322

VIKINGS CAREER RECEIVING YARDS BY TEs

PLAYER	REC. YDS
Steve Jordan.....	6,307
Kyle Rudolph.....	3,153

RUDOLPH'S CAREER GAME-BY-GAME (* starts)

2011.....MINNESOTA.....No.	Yards	Avg.	Long	TD	2014.....MINNESOTA.....No.	Yards	Avg.	Long	TD
9/11.....@ San Diego*.....0	0	0.0	0	0	9/7.....@ St. Louis*.....2	16	8.0	9	1
9/18.....Tampa Bay*.....1	15	15.0	15	0	9/14.....New England*.....5	53	10.6	17	0
9/25.....Detroit.....3	39	13.0	20	0	9/21.....@ New Orleans*.....3	27	9.0	10	0
10/2.....@ Kansas City*.....3	44	14.7	41	0	9/28.....Atlanta.....INACTIVE				
10/9.....Arizona.....0	0	0.0	0	0	10/2.....@ Green Bay.....INACTIVE				
10/16.....@ Chicago*.....2	20	10.0	18	0	10/12.....Detroit.....INACTIVE				
10/23.....Green Bay.....0	0	0.0	0	0	10/19.....@ Buffalo.....INACTIVE				
10/30.....@ Carolina.....2	15	7.5	13	0	10/26.....@ Tampa Bay.....INACTIVE				
11/14.....Green Bay.....3	37	12.3	21	0	11/2.....Washington.....INACTIVE				
11/20.....Oakland.....3	7	2.3	4	1	11/16.....@ Chicago.....0	0	0.0	0	0
11/27.....@ Atlanta.....INACTIVE					11/23.....Green Bay*.....3	50	16.7	23	0
12/4.....Denver.....1	19	19.0	19t	1	11/30.....Carolina*.....2	7	3.5	4t	1
12/11.....@ Detroit*.....1	0	0.0	0	0	12/7.....NY Jets*.....2	9	4.5	6	0
12/18.....New Orleans.....2	15	7.5	8	0	12/14.....@Detroit*.....7	69	9.9	21	0
12/24.....@ Washington*.....2	23	11.5	17t	1	12/21.....@ Miami.....INACTIVE				
1/1/12.....Chicago*.....3	15	5.0	9	0	12/28.....Chicago*.....0	0	0.0	0	0
2011.....GP/GS: 15/8.....26	249	9.6	41	3	2014 GP/GS: 9/8.....24	231	9.6	23	2

2012.....MINNESOTA.....No.	Yards	Avg.	Long	TD	2015.....MINNESOTA.....No.	Yards	Avg.	Long	TD
9/9.....Jacksonville*.....5	67	13.4	29	0	9/14.....@ San Francisco*.....5	53	10.6	19	0
9/16.....@ Indianapolis*.....3	35	11.7	15	1	9/20.....Detroit*.....5	30	6.0	11	1
9/23.....San Francisco*.....5	36	7.2	16	2	9/27.....San Diego*.....2	14	7.0	10	0
9/30.....@ Detroit*.....2	8	4.0	7	0	10/4.....at Denver*.....2	7	3.5	6	0
10/7.....Tennessee*.....4	23	5.8	15t	1	10/18.....Kansas City*.....2	9	4.5	5	1
10/14.....@ Washington*.....6	56	9.3	18	1	10/25.....@ Detroit*.....2	10	5.0	9	1
10/21.....Arizona*.....0	0	0.0	0	0	11/1.....@ Chicago*.....2	22	11.0	16	0
10/25.....Tampa Bay*.....2	17	8.5	12	0	11/8.....St. Louis*.....2	30	15.0	15	0
11/4.....@ Seattle*.....0	0	0.0	0	0	11/15.....@ Oakland*.....1	7	7.0	7	0
11/11.....Detroit*.....7	64	9.1	20t	1	11/22 ... Green Bay*.....6	106	17.7	47t	1
11/25.....@ Chicago*.....5	55	11.0	25	1	11/29.....@ Atlanta*.....7	53	7.6	13	0
12/2.....@ Green Bay*.....6	51	8.5	21	1	12/6.....Seattle*.....3	13	4.3	6	0
12/9.....Chicago*.....0	0	0.0	0	0	12/10.....@ Arizona*.....6	67	11.2	17	0
12/16.....@ St. Louis*.....3	22	7.3	14	0	12/20 ... Chicago*.....2	21	10.5	12	0
12/23.....@ Houston*.....3	39	13.0	27	1	12/27.....NY Giants*.....2	53	26.5	28t	1
12/30.....Green Bay*.....2	20	10.0	10	0	1/3/16.....@ Green Bay*.....0	0	0.0	0	0
2012 GP/GS: 16/16.....53	493	9.3	29	9	2015 GP/GS: 16/16.....49	495	10.1	47t	5
2012 PLAYOFFS					2015 PLAYOFFS				
1/5/13 ..@ Green Bay*.....3	42	14.0	23	0	1/10/16.....Seattle*.....1	24	24.0	24	0

2013.....MINNESOTA.....No.	Yards	Avg.	Long	TD	2016.....MINNESOTA.....No.	Yards	Avg.	Long	TD
9/8.....@ Detroit*.....2	27	13.5	21	0	9/11.....@ Tennessee*.....4	65	16.3	21	0
9/15.....@ Chicago*.....3	42	14.0	20t	1	9/18.....vs. Green Bay*.....3	31	10.3	19	1
9/22.....Cleveland*.....5	28	5.6	9	0	9/25.....@ Carolina*.....7	70	10.0	18	1
9/29.....Pittsburgh*.....2	6	3.0	6	0	10/3.....vs. NY Giants*.....5	55	11.0	16	1
10/13.....Carolina*.....9	97	10.8	23t	1	10/9.....vs. Houston*.....2	15	7.5	14	0
10/21.....@ NY Giants*.....3	27	9.0	21	0	10/23.....@ Philadelphia*.....5	55	11.0	22	0
10/27.....Green Bay*.....4	51	12.8	17	0	10/31.....@ Chicago*.....5	31	6.2	11	0
11/3.....@ Dallas*.....2	35	17.5	31t	1	11/6.....vs. Detroit*.....1	1	1.0	1	1
11/7.....Washington.....INACTIVE					11/13.....@ Washington*.....5	69	13.8	20	1
11/17.....@ Seattle.....INACTIVE					11/20.....vs. Arizona*.....2	12	6.0	8	0
11/24.....@ Green Bay.....INACTIVE					11/24.....@ Detroit*.....9	64	7.1	18	0
12/1.....Chicago.....INACTIVE					12/1.....vs. Dallas*.....6	45	7.5	17	0
12/8.....@ Baltimore.....INACTIVE					12/11.....@ Jacksonville*.....4	60	15.0	44	1
12/15.....Philadelphia.....INJURED RESERVE					12/18.....vs. Indianapolis*.....8	97	12.1	28	0
12/22.....@ Cincinnati.....INJURED RESERVE					12/24.....@ Green Bay*.....6	53	8.8	21	0
12/29.....Detroit.....INJURED RESERVE					1/1/17 ...vs. Chicago*.....11	117	10.6	22	1
2013.....GP/GS: 8/8.....30	313	10.4	31t	3	2016 GP/GS: 16/16.....83	840	10.1	44	7

2017 MINNESOTA No.	Yards	Avg.	Long	TD
9/11 vs. New Orleans* 3	26	8.7	15	1
9/17 @ Pittsburgh* 4	45	11.3	27	0
9/24 vs. Tampa Bay* 1	4	4.0	4	0
10/1 vs. Detroit* 2	34	17.0	19	0
10/9 @ Chicago* 6	45	7.5	13t	1
10/15 vs. Green Bay* 5	47	9.4	16	0
10/22 vs. Baltimore* 5	43	8.6	19	0
10/29 @ Cleveland* 6	27	4.5	6	1
11/12 @ Washington* 5	37	7.4	12	0
11/19 vs. LA Rams* 5	58	11.6	28	0
11/23 @ Detroit* 4	63	15.8	34	2
12/3 @ Atlanta* 4	36	9.0	16	1
12/10 @ Carolina* 3	41	13.7	18t	1
12/17 vs. Cincinnati* 2	17	8.5	16	1
12/23 @ Green Bay* 1	6	6.0	6	0
12/31 vs. Chicago* 1	3	3.0	3	0
2017 .. GP/GS: 16/16 57	532	9.3	34	8
2017 PLAYOFF				
1/14/18.. vs. New Orleans* 5	28	5.6	18	0
1/21/18 .. @ Philadelphia* 1	25	25.0	25t	1
2017 .. GP/GS: 2/2 6	53	8.8	25t	1

RUDOLPH'S TOUCHDOWNS (* - playoffs)

GAME	PLAY
vs. Oakland, 11/20/11.....	1 pass from C. Ponder
vs. Denver, 12/4/11.....	19 pass from C. Ponder
@ Washington, 12/24/11.....	17 pass from J. Webb
@ Indianapolis, 9/16/12.....	6 pass from C. Ponder
vs. San Francisco, 9/23/12.....	1 pass, 2 pass from C. Ponder
vs. Tennessee, 10/7/12.....	15 pass from C. Ponder
@ Washington, 10/14/12.....	1 pass from C. Ponder
vs. Detroit, 11/11/12.....	20 pass from C. Ponder
@ Chicago, 11/25/12.....	2 pass from C. Ponder
@ Green Bay, 12/2/12.....	7 pass from C. Ponder
@ Houston, 12/23/12.....	3 pass from C. Ponder
@ Chicago, 9/15/13.....	20 pass from C. Ponder
vs. Carolina, 10/13/13.....	23 pass from C. Ponder
@ Dallas, 11/3/13.....	31 pass from C. Ponder
@ St. Louis, 9/7/14.....	7 pass from M. Cassel
vs. Carolina, 11/30/14.....	4 pass from T. Bridgewater
vs. Detroit, 9/20/15.....	5 pass from T. Bridgewater
vs. Kansas City, 10/19/15.....	4 pass from T. Bridgewater
@ Detroit, 10/25/15.....	1 pass from T. Bridgewater
vs. Green Bay, 11/22/15.....	47 pass from T. Bridgewater
vs. NY Giants, 12/27/15.....	28 pass from T. Bridgewater
vs. Green Bay, 9/18/16.....	8 pass from S. Bradford
@ Carolina, 9/25/16.....	15 pass from S. Bradford
vs. NY Giants, 10/3/16.....	7 pass from S. Bradford
vs. Detroit, 11/6/16.....	1 pass from S. Bradford
vs. Washington, 11/13/16.....	20 pass from S. Bradford
vs. Jacksonville, 12/11/16.....	3 pass from S. Bradford
vs. Chicago, 1/1/17.....	22 pass from S. Bradford
vs. New Orleans, 9/11/17.....	15 pass from S. Bradford
@ Chicago, 10/9/17.....	13 pass from C. Keenum
@ Cleveland (UK), 10/29/17.....	4 pass from C. Keenum
@ Detroit, 11/23/17.....	1 pass, 22 pass from C. Keenum
@ Atlanta, 12/3/17.....	6 pass from C. Keenum
@ Carolina, 12/10/17.....	18 pass from C. Keenum
vs. Cincinnati, 12/17/17.....	1 pass from C. Keenum
at Philadelphia, 1/21/18*.....	25 pass from C. Keenum
Total.....	38 (38 receiving)



From his End Zone project and holiday-themed Halloween, Thanksgiving and Christmas parties at U of M Masonic Children's Hospital to football camps for kids and countless other charities, Kyle Rudolph stood tall as the Vikings Man of the Year for 2017. His work inspires teammates to find a cause close to their heart they can get involved with and spread a positive message.



34

ANDREW SENDEJO

POSITION: Safety
HEIGHT/WEIGHT: 6-1/210
DOB: 9-9-87
HOMETOWN: San Antonio, TX

COLLEGE: Rice
ACQUIRED: FA 2011
NFL SEASON: 9
VIKINGS SEASON: 8

2017 GP/GS	Career GP/GS	Playoffs GP/GS
13/13	90/53 (2/0-DAL; 88/53-MIN)	4/3

- Started a career-high 14 games in 2016.
- Had career-best 17 tackles vs. Washington (11/7/13).
- Began pro career with UFL's Sacramento Mountain Lions playing for Vikings Ring of Honor member Dennis Green.

OFF THE FIELD Donated the Andrew V. Sendejo Nutrition Center to the football program at Rice University...Took part in the Over The Edge challenge to raise funds and awareness for Make-A-Wish® Central and South Texas during the 2016 offseason...Took part in Vikings Arctic Blast snowmobile rally during the 2014 offseason...Teammates at Rice with Corey Frazier, son of former Vikings Head Coach Leslie Frazier...Earned sports management degree from Rice...Plays guitar and piano...Has extensive background in martial arts, and his father was an instructor.

HONORS Vikings Special Teams Player of the Year in 2014.

PRO Had career-best 17 tackles to lead team in win vs. Washington (11/7/13) on *Thursday Night Football*...Earned 1st career starts in 2013, starting 10 of the career-high 16 games he played on the season - 9 in place of Harrison Smith and 1 in place of Jamarca Sanford...Played in 13 games and the Wild Card Playoff in 2012...Regular contributor on special teams...Led the team in special teams tackles in 2014 with 13...Saw action in 3 games for the Vikings in 2011...Played 2 games as a rookie in 2010 for Dallas...Began pro career with UFL's Sacramento Mountain Lions in 2010 under Dennis Green.

2017 Totaled 97 tackles and 2 INTs in the 13 games he started and appeared in...Tallied 4 solo stops at Philadelphia (1/21/18)...Made 4 tackles (2 solo), an INT and 2 PD in the Vikings Divisional Round win vs. New Orleans (1/14/18) before leaving due to a concussion...Posted 6 tackles (5 solo) and a PBU vs. Chicago (12/31)...Made 7 tackles (6 solo) at Green Bay (10/23) as the Vikings shutout the Packers for the 2nd time ever...Contributed 5 tackles (4 solo) vs. Cincinnati (12/17) as the Vikings clinched the NFC North for the 3rd time in Sendejo's tenure...Compiled 9 tackles (8 solo), his 2nd INT of the year and a PD at Carolina (12/10)...Totaled 7 tackles (2 solo) and 2 PD at Atlanta (12/3)...Led the team with 9 tackles (6 solo) at Detroit (11/23) on Thanksgiving Day...Inactive vs. L.A. Rams (11/19)...Posted 10 tackles (7 solo) and 2 PD at Washington (11/12)...Suspended for the team's Week 8 matchup vs. Cleveland (10/29)...Recorded 5 tackles (4 solo) vs. Baltimore (10/22)...Inactive vs. Green Bay (10/15) due to a groin injury...Appeared in his 80th game as a Viking while making his 45th career start, totaling 5 solo tackles at Chicago (10/9)...Compiled 10 tackles (5 solo) vs. Detroit (10/1)...Totaled 7 tackles (4 solo), 2 passes defended and the 5th INT of his career vs. Tampa Bay (9/24) in his 80th career game...Contributed 10 tackles (8 solo) and a TFL at Pittsburgh (9/17)...Registered 6 tackles (2 solo) vs. New Orleans (9/11)...

2016 Started a career-best 14 games and finished 5th on the team with 72 tackles...Placed on Injured Reserve on 12/31...Posted 7 tackles (3 solo), 1 TFL, 1 PD and the 2nd half-sack of

his career at Detroit (11/24)...Contributed a team-high 7 tackles (3 solo) at Washington (11/13)...Returned from injury vs. Detroit (11/6) and registered 3 tackles (2 solo)...Inactive with an ankle injury at Chicago (10/31)...Had an INT at Philadelphia (10/23), giving him picks in back to back games...Left game against Eagles with an ankle injury...Snagged his 1st INT of the season and had 6 tackles vs. Houston (10/9)...Led the Vikings with a season-high 11 tackles and recovered a fumble for the 2nd straight game vs. Green Bay (9/18)...Registered 5 tackles (3 solo) and recovered a fumble he returned 2 yards at Tennessee (9/11)...Tied for team lead with 2 special teams tackles against the Titans.

2015 Ranked 2nd on team with 100 tackles despite missing 3 games on the season...Helped Vikings rank #5 in NFL in offensive points allowed...Notched 1st career sack when he shared one with Linnal Joseph vs. St. Louis (11/8) on QB Nick Foles...Started 1st career playoff game in Wild Card vs. Seattle (1/10/16)...Posted season-best 14 tackles at Green Bay (1/3/16) in game that sealed NFC North title for the Vikings and wrestled crown away from Packers after 4-year stretch of winning division...Had 10+ tackles in 5 games on season...Scooped up 1st career FR and had 28-yard return vs. Detroit (9/20), gathering a Lance Moore fumble forced by fellow DB Captain Munnerlyn.

2014 Led the team with 13 special teams tackles...Appeared in all 16 games, making 3 starts...Forced his 1st career fumble close to the goal line vs. N.Y. Jets (12/7) that was recovered by Captain Munnerlyn and kept the Jets out of the end zone...Season-high 10 tackles at Detroit (12/14)...Had 3 games with multiple special teams tackles.

2013 Ranked 3rd on team and led Vikings DBs with 104 tackles despite not starting a game until the 4th week of the season and 3rd on team with 13 special teams stops...Led team with 12 tackles at Seattle (11/17)...Had 4 games with 10+ tackles...Snared 1st career INT at Baltimore (12/8)...Started and had career-high 17 tackles vs. Washington (11/7) on *Thursday Night Football*...Started on *Sunday Night Football* vs. Green Bay (10/27) and had 13 tackles...Started 1st NFL game vs. Pittsburgh (9/29) in International Series game at London...Started on *Monday Night Football* at N.Y. Giants (10/21) in place of injured Smith...Replaced Sanford mid-game following injury vs. Cleveland (9/22).

2012 Ranked 4th on team with 11 special teams tackles...Played in career-best 13 games and played in 1st career playoff game in Wild Card matchup at Green Bay (1/5/13)...Missed a pair of games with ankle injury in Weeks 4-5 but bounced back to play in final 11 regular season games...Had a pair of special teams stops in Wild Card Playoff game.

2011 Played in 3 games with the Vikings and was inactive for 2...Played in 1st game for Vikings in his 2nd week with the team at Detroit (12/11)...Saw time in the final 2 games of season at Washington (12/24) and vs. Chicago (1/1/12)...Signed by Vikings on 11/29...Spent preseason with Dallas, released before regular season...Joined N.Y. Jets on 9/4 and was inactive for season opener vs. Dallas (9/11)...Released by Jets and signed to their practice squad on 9/14 before his release on 9/27.

2010 Made NFL debut as a rookie with Dallas...Moved from Dallas practice squad to 53-man roster on 11/29...Played in a pair of games, notching a special teams tackle vs. Washington (12/19)...Played in 1st career game vs. Philadelphia (12/12)...Spent time with Sacramento Mountain Lions of the UFL...Tied for 2nd in UFL in tackles.

COLLEGE Ended collegiate career as an honorable mention All-Conference USA choice as a junior and senior...Left Rice ranked tied for 2nd in career tackles and tied for 7th in career INTs...Promising senior season was cut short by injury, playing in only 7 games...Notched 318 tackles, 9 INTs, 2 sacks and 7 FFs...Started all 12 games as a true freshman en route to Freshman All-America honors.

SINGLE-GAME CAREER HIGHS

Tackles 17 vs. Washington, 11/7/13
Solo Tackles 16 vs. Washington, 11/7/13
Interception 1 5x, last vs. Tampa Bay (9/24/17)
Passes Defensed 3 at Baltimore, 12/8/13
Forced Fumble 1 vs. New York Jets, 12/7/14
Fumble Recovery 1 3x, last vs. Green Bay, 9/18/16
Tackles for Loss 1 6x, last at Pittsburgh, 9/17/17
Special Teams Tackles 3 2x, last vs. Green Bay, 10/27/13

SENDEJO'S NFL TOTALS

Year.....	GP/GS	Tackles			Sacks	INTs	PBU	TFL	QBH	FF/FR	Special Teams
		Solo	Asst.	Total							
2010 (Dal)	2/0	0	0	0	0.0	0	0	0	0	0/0	1
2011 (Min)	3/0	0	0	0	0.0	0	0	0	0	0/0	3
2012 (Min)	13/0	0	0	0	0.0	0	0	0	0	0/0	11
Playoffs.....	1/0	0	0	0	0.0	0	0	0	0	0/0	2
2013 (Min)	16/10	67	37	104	0.0	1 (1)	4	4	1	0/0	13
2014 (Min)	16/3	14	6	20	0.0	0	1	0	1	1/0	13
2015 (Min)	13/13	57	43	100	0.5	1 (9)	6	0	1	0/1	2
Playoffs.....	1/1	3	0	3	0.0	0	2	0	0	0/0	0
2016 (Min)	14/14	40	32	72	0.5	2 (18)	5	1	1	0/2	6
2017 (Min)	13/13	64	33	97	0.0	2 (70)	8	1	0	0/0	3
Playoffs.....	2/2	6	2	8	0.0	1(0)	2	0	0	0/0	0
Totals	90/53	242	151	393	1.0	5 (100)	24	6	4	1/3	52
Playoffs	4/3	9	2	11	0.0	1 (0)	4	0	0	0/0	2

SENDEJO'S CAREER GAME-BY-GAME (* starts)

2013.....U	A	T	TFL	SK	QH	FF	FR	INT	PD	2014.....U	A	T	TFL	SK	QH	FF	FR	INT	PD
at DET - 9/8.....0	0	0	0	0.0	0	0	0	0	0	at STL - 9/7.....0	0	0	0	0.0	0	0	0	0	0
at CHI - 9/15.....0	0	0	0	0.0	0	0	0	0	0	vs. NE - 9/14.....0	0	0	0	0.0	0	0	0	0	0
vs. CLE - 9/22.....2	0	2	0	0.0	0	0	0	0	0	at NO - 9/21.....0	0	0	0	0.0	0	0	0	0	0
vs. PIT - 9/29*....4	2	6	0	0.0	0	0	0	0	0	vs. ATL - 9/28.....0	0	0	0	0.0	0	0	0	0	0
vs. CAR - 10/13....3	2	5	1	0.0	0	0	0	0	0	at GB - 10/2.....0	0	0	0	0.0	0	0	0	0	0
at NYG - 10/21*....3	3	6	0	0.0	0	0	0	0	0	vs. DET - 10/12.....0	0	0	0	0.0	0	0	0	0	0
vs. GB - 10/27*....7	6	13	0	0.0	0	0	0	0	0	at BUF - 10/19.....0	0	0	0	0.0	0	0	0	0	0
at DAL - 11/3*....4	0	4	1	0.0	0	0	0	0	0	at TB - 10/26.....0	0	0	0	0.0	0	0	0	0	0
vs. WAS - 11/7*....16	1	17	0	0.0	1	0	0	0	0	vs. WAS - 11/2.....0	0	0	0	0.0	0	0	0	0	0
at SEA - 11/17*....6	6	12	1	0.0	0	0	0	0	0	at CHI - 11/16.....0	0	0	0	0.0	0	0	0	0	0
at GB - 11/24*....4	3	7	0	0.0	0	0	0	0	1	vs. GB - 11/23.....0	0	0	0	0.0	0	0	0	0	0
vs. CHI - 12/1*....9	5	14	0	0.0	0	0	0	0	0	vs. CAR - 11/30....0	0	0	0	0.0	0	0	0	0	0
at BAL - 12/8*....1	6	7	0	0.0	0	0	0	1	3	vs. NYJ - 12/7.....1	0	1	0	0.0	0	1	0	0	0
vs. PHI - 12/15*....4	0	4	1	0.0	0	0	0	0	0	at DET - 12/14*....5	5	10	0	0.0	0	0	0	0	0
at CIN - 12/22.....2	1	3	0	0.0	0	0	0	0	0	at MIA - 12/21*....3	0	3	0	0.0	0	0	0	0	0
vs. DET - 12/29....2	2	4	0	0.0	0	0	0	0	0	vs. CHI - 12/28*....5	1	6	0	0.0	1	0	0	0	1
2013...GP/GS:16/10.....67	37	104	4	0.0	1	0	0	1	4	2014...GP/GS:16/3....14	6	20	0	0.0	1	1	0	0	1

PREP Standout in football, track and soccer at Smithson Valley High in Spring Branch, Texas...Named honorable mention All-State as a junior and senior...Earned county Defensive Player of the Year as a senior.

SENDEJO'S INTERCEPTIONS (* - playoffs)

GAME	QB	INT
@ Baltimore, 12/8/13	Joe Flacco	1 (1)
vs. NY Giants, 12/27/15	Eli Manning	1 (9)
vs. Houston, 10/9/16	Brock Osweiler	1 (2)
@ Philadelphia, 10/23/16	Carson Wentz	1 (16)
vs. Tampa Bay, 9/24/17	Jameis Winston	1 (36)
@ Carolina, 12/10/17	Cam Newton	1 (34)
vs. New Orleans, 1/14/18*	Drew Brees	1 (0)
Total.....		7 (98)

2015.....U	A	T	TFL	SK	QH	FF	FR	INT	PD	2017.....U	A	T	TFL	SK	QH	FF	FR	INT	PD
at SF - 9/14 *.....2	2	4	0	0.0	0	0	0	0	0	vs. NO - 9/11*.....2	4	6	0	0.0	0	0	0	0	0
vs. DET - 9/20 *...4	3	7	0	0.0	0	0	1	0	0	at PIT - 9/17*.....8	2	10	1	0.0	0	0	0	0	0
vs. SD - 9/27 *3	7	10	0	0.0	0	0	0	0	1	vs. TB - 9/24*.....4	3	7	0	0.0	0	0	0	1	2
at DEN - 10/4INACTIVE										vs. DET - 10/1*.....5	5	10	0	0.0	0	0	0	0	0
vs. KC - 10/18 *8	2	10	0	0.0	0	0	0	0	1	at CHI - 10/9*.....4	3	7	0	0.0	0	0	0	0	0
at DET - 10/25 *...4	6	10	0	0.0	0	0	0	0	0	vs. GB - 10/15.....INACTIVE									
at CHI - 11/1 *2	7	9	0	0.0	0	0	0	0	0	vs. BAL - 10/22*..4	1	5	0	0.0	0	0	0	0	0
vs. STL - 11/8 *5	2	7	0	0.5	1	0	0	0	1	at CLE - 10/29.....SUSPENDED									
at OAK - 11/15 * ...5	4	9	0	0.0	0	0	0	0	0	at WAS - 11/12*...7	3	10	0	0.0	0	0	0	0	2
vs. GB - 11/22 * ...5	5	10	0	0.0	0	0	0	0	0	vs. LAR - 11/19INACTIVE									
at ATL - 11/29 *...3	0	3	0	0.0	0	0	0	0	0	at DET - 11/23*...6	3	9	0	0.0	0	0	0	0	0
vs. SEA - 12/6INACTIVE										at ATL - 12/3*.....2	5	7	0	0.0	0	0	0	0	2
at AZ - 12/10.....INACTIVE										at CAR - 12/10*...8	1	9	0	0.0	0	0	0	1	1
vs. CHI - 12/20 * ..3	0	3	0	0.0	0	0	0	0	2	vs. CIN - 12/17* ...3	1	4	0	0.0	0	0	0	0	0
vs. NYG - 12/27 *..3	1	4	0	0.0	0	0	0	1	1	at GB - 12/23*.....6	1	7	0	0.0	0	0	0	0	0
at GB - 1/3/16 *...10	4	14	0	0.0	0	0	0	0	0	vs. CHI - 12/31*...5	1	6	0	0.0	0	0	0	0	1
2015 ...GP/GS:13/13.....57	43	100	0	0.5	1	0	1	1	6	2017 .. GP/GS: 13/13.....64	33	97	1	0	0	0	0	2	8
2015 PLAYOFFS										2017 PLAYOFFS									
vs. SEA - 1/10/16 *..3	0	3	0	0.0	0	0	0	0	2	vs. NO - 1/14/18*..2	2	4	0	0.0	0	0	0	1	2
										at PHI - 1/21/18*..4	0	4	0	0.0	0	0	0	0	0
										2017GP/GS: 2/2.....6	2	8	0	0.0	0	0	0	1	2
2016.....U	A	T	TFL	SK	QH	FF	FR	INT	PD										
at TN - 9/11*.....3	2	5	0	0.0	0	0	1	0	0										
vs. GB - 9/18*.....8	3	11	0	0.0	0	0	1	0	0										
at CAR - 9/25*....4	2	6	0	0.0	0	0	0	0	0										
vs. NYG - 10/3*...3	1	4	0	0.0	0	0	0	0	1										
vs. HOU - 10/9*...2	4	6	0	0.0	0	0	0	1	1										
at PHI - 10/23* ...0	1	1	0	0.0	0	0	0	1	1										
at CHI - 10/31.....INACTIVE																			
vs. DET - 11/6*2	1	3	0	0.0	0	0	0	0	0										
at WAS - 11/13* ...3	4	7	0	0.0	0	0	0	0	0										
vs. ARI - 11/20*...1	3	4	0	0.0	0	0	0	0	1										
at DET - 11/24* ...3	4	7	1	0.5	1	0	0	0	1										
vs. DAL - 12/1*4	1	5	0	0.0	0	0	0	0	0										
at JAX - 12/11*....0	2	2	0	0.0	0	0	0	0	0										
vs. IND - 12/18*...5	2	7	0	0.0	0	0	0	0	0										
at GB - 12/24*.....2	2	4	0	0.0	0	0	0	0	0										
vs. CHI - 1/1/17.....INJURED RESERVE																			
2016 ...GP/GS:14/14.....40	32	72	1	0.5	1	0	2	2	5										

VIKINGS AMONG NFL LEADERS SINCE THE MERGER

The Vikings have won 418 games since the 1970 AFL-NFL merger and rank 6th in the League over that span, trailing only Dallas in the NFC. The Vikings have won 18 Division titles since the 1970 season, the 5th-most among NFL teams and have made the playoffs 27 times, the 3rd-most in the NFL and again trailing only Dallas in the NFC. In the 48 seasons since the merger the Vikings have made the playoffs over half the seasons, have posted 10+ wins in 18 seasons and have only suffered a losing record in 10 seasons.

WINS BY NFL TEAMS SINCE 1970 MERGER

Pittsburgh.....	455
Dallas.....	435
Denver.....	431
Miami.....	429
New England.....	424
Minnesota.....	418
San Francisco.....	407

PLAYOFF BERTHS SINCE THE 1970 MERGER

Pittsburgh.....	30
Dallas.....	28
Minnesota.....	27

DIVISION TITLES SINCE THE 1970 MERGER

Pittsburgh.....	23
San Francisco.....	19
Dallas.....	19
New England.....	19
Minnesota.....	18





35

MARCUS SHERELS

POSITION: Cornerback/Punt Returner**HEIGHT/WEIGHT:** 5-10/175**DOB:** 9-30-87**HOMETOWN:** Rochester, MN**COLLEGE:** Minnesota**ACQUIRED:** UDFA 2010**NFL SEASON:** 8**VIKINGS SEASON:** 8**2017 GP/GS**

16/0

Career GP/GS

108/6

Playoffs GP/GS

4/0

- Holds Vikings career record with 5 career punt return TDs.
- Vikings all-time leader in punt return yards with 2,109; his 372 PR yards in 2017 are the 4th-most in a single-season by a Viking
- Local product attended Rochester John Marshall High and University of Minnesota.

OFF THE FIELD

Earned bachelor's degree in political science in spring 2010...Aspires to attend law school after his playing career...Older brother, Mike, played LB for the Gophers from 2004-07 and captained the team as a junior and senior. He was invited to Vikings rookie minicamp for a tryout in 2008...Brother, Mike, is a former Gophers LBs Coach...Earned Academic All-Big Ten as a sophomore.

HONORS

Named NFC Special Teams Player of the Week for game at Chicago (11/1/15)...2016 Vikings Special Teams Player of the Year.

PRO

Holds Vikings record with 2,171 career punt return yards, passing the 1,812 mark set by Leo Lewis (1981-91); also has a Vikings record 5 career PR TDs, passing career marks of 2 held by Mewelde Moore and David Palmer...Ranks 1st in the NFL in PR TDs (5) and in punt return yards (1,695) since 2012...Started career-high 4 games in 2013...Set Vikings single-season record with a 15.2 PR avg, breaking the previous mark of 13.2 set by David Palmer in 1995...Ranks 1st in Vikings history with a 10.6 career punt return avg. (159 for 1,688)...Holds team record with 7 career PRs of 50+ and set team mark with 2 PRs of 50+ in a season in 2013 and 2016...Notched the 3rd-longest PR TD in club history with 86-yarder at N.Y. Giants (10/21)...Set Vikings single-game record with 119 punt return yards on *Monday Night Football* at N.Y. Giants (10/21)...Became the 10th player in Vikings history to return a punt for a TD with a 77-yard return for a score at Detroit (9/30/12), the 7th-longest punt return in team history and the 6th-longest PR TD in team history...Set Vikings preseason record with a 109-yard KOR TD vs. Tennessee in the 2013 preseason finale at MOA Field...Climbed from rookie free agent to seeing game action in 2010 regular season finale at Detroit (1/2/11)...Signed as a rookie free agent on 5/4/10 after performance in Vikings rookie camp where he participated on a tryout basis.

2017

Returned 39 punts for 372 yards (9.5 avg.), a single-season career-high and the 4th most in Vikings history, and 11 KOR for 271 yards (24.6 avg.) in 2017...Tallied 3 FC at Philadelphia (1/21/18)...Appeared in his 3rd career playoff game vs. New Orleans (1/14/18) in the Divisional Round and tallied 1 PR for 19 yards...Totalled 8 returns for 75 yards vs. Chicago (12/31)...Returned 1 punt for 11 yards at Green Bay (12/23)...Returned 5 punts for 41 yards and caught 2 KOR for TBs vs. Cincinnati (12/17) as the Vikings clinched the NFC North for the 3rd time in Sherels' career...Recorded 5 PR for 54 yards and 1 KOR for 27 yards at Carolina (12/10)...Registered 1 PR for 10 yards and 2 KOR for 51 yards at Atlanta (12/3)...Returned 2 punts for 14 yards and 2 KOR for 46 yards at Detroit (11/23) on Thanksgiving Day...Returned 1 punt for 9 yards and tallied a ST tackle vs. L.A. Rams (11/19)...Tallied 1 PR for 9 yards and 2 KOR for 79 yards at Washington (11/12); his 41-yard return marked his longest KOR since 2014...Appeared in the 100th game of his NFL career vs. Cleveland (10/29) at Twickenham Stadium in London, England, as a part of the NFL's International Series and returned 2 punts for 15 yards while tallying 2 fair catches...Recorded 3 PR for 83 yards and 1 KOR for 20 yards vs. Baltimore (10/22)...Returned 1 punt for -5 yards vs. Green Bay (10/15)...Tallied 3 PR for 41

yards at Chicago (10/9)...Returned 4 punts for 16 yards vs. Detroit (10/1)...Handled punt return duties vs. Tampa Bay (9/24), calling 3 fair catches...Returned 1 punt for 12 yards at Pittsburgh (9/17) becoming the Vikings all-time leader in punt return yardage (1,822) as he passed Leo Lewis (1,812)...Served as the team's primary punt returner, returning 2 punts for 11 yards vs. New Orleans (9/11).

2016 Finished with a 13.9 punt return average - the 2nd-best mark of his career - giving him the top 2 seasons for punt return average in Vikings history...Returned his 5th career punt for a TD on a 79-yard return vs. Houston (10/9), extending his team career record...Recovered a muffed punt early in the game vs. NY Giants (10/3) to gain momentum...Returned a punt 54 yards for a score at Carolina (9/25), a Vikings record 4th of his career...Recorded his lone PBU on the season and returned his 1st KO of the season 18 yards vs. the Panthers.

2015

Scored his Vikings-record 3rd career punt return TD, notching a 65-yard TD return at Chicago (11/1), helping break an 8-game losing streak at Soldier Field...Set Vikings record with his 5th career punt return of 50+ yards...Earned 1st career NFC Special Teams Player of the Week honors for game at Chicago (11/1)...Jumped on a 49ers FG blocked by teammate Andrew Sendejo at San Francisco (9/14) in season opener and returned it 44 yards...Ranked 5th on team with 8 special teams tackles.

2014

Became the franchise leader in career punt return average with a 10.5 (114 for 1,196) average...11.0 punt return average on the season...Tied for 6th in the NFL, 3rd in the NFC, in punt return average...Longest punt return came at Detroit (12/14) with a 35-yard return...Returned 4 kickoffs for 110 yards a 27.5 average and a long return of 46 yards at Green Bay (10/2)...4th on the team with a career-high 11 special teams tackles while adding 1 forced fumble...Appeared in all 16 games.

2013

Set team record with a 15.2 avg on PRs for the season - breaking the previous mark by 2 yards per return (David Palmer, 13.2 in 1995)...Tied Vikings career record with his 2nd career PR TD, an 86-yard score at N.Y. Giants, while also setting the team record for single-game PR yards with 119 (10/21)...Set Vikings mark with 2 PRs of 50+ yards on season and is tied for club's career record with 4 PRs of 50+ for his career...Snared 1st career INT at Baltimore (12/8)...Had a pair of 8-tackle games during season, at Dallas (11/3) and at Cincinnati (12/22)...Notched 4 tackles at Green Bay (11/24)...Started at RCB for International Series game in London vs. Pittsburgh (9/29)...Stepped in for injured Chris Cook vs. Cleveland (9/22) and tied for team-high with career-best 10 tackles, including 9 solos, and led team with 4 passes defended...Had 2 tackles and a TFL vs. Green Bay (10/27) on *Monday Night Football*.

2012

Handled all punt return duties and tied for team-high in kickoff returns with 16...Ranked 7th in NFC in PR average at 9.0 yards per...Scored 1st career TD on a 77-yard punt return at Detroit (9/30), helping match a Vikings record with a punt return and KO return in the same game when Percy Harvin also scored on a 105-yard KOR TD...The Vikings set an NFL record by posting their 3rd all-time game with a PR TD and KO return TD in the same game in club history...His 77-yard PR TD was the 1st since 2008 for the Vikings and ranks as the 7th-longest PR in team history...Returned 16 kickoffs during the season, tied with Percy Harvin for the team-lead.

2011 Moved from special teams role to start 3 games as a CB or nickel back as injuries took their toll on the Vikings backfield...Handled all punt return duties and tied for 2nd on team with 16 kickoff returns...Earned 1st career start vs. Arizona (10/9), the 1st win of the season...Notched the Vikings longest punt return of season with 53-yarder vs. Detroit (9/25) and the 3rd-longest kickoff return with a 78-yarder at Carolina (10/30)...Helped Vikings post a team-record 26.9-yard kickoff return average as a team...Started other 2 games of season vs. New Orleans (12/18) and at Washington (12/24)...Notched 1st career sack against Aaron Rodgers vs. Green Bay (10/23).

2010 Impressed the Vikings coaches enough to earn a spot on the 2010 practice squad...Released on 9/28/10 but was re-signed to the practice squad 10/13/10...Spent a total of 15 weeks on practice squad in 2010...Signed to the Vikings active roster on 12/31/10 and made his NFL debut in Detroit on 1/2/11...Originally joined Vikings as a rookie free agent.

MANY HAPPY RETURNS

PUNT RETURN TDs IN VIKINGS HISTORY

Marcus Sherels, vs. Houston (10/9/16)	79t
Marcus Sherels, at Carolina (9/25/16)	54t
Marcus Sherels, at Chicago (11/1/15)	65t
Marcus Sherels, at N.Y. Giants (10/21/13)	86t
Marcus Sherels, at Detroit (9/30/12)	77t
Bernard Berrian, at Arizona (12/14/08)	82t
Mewelde Moore, vs. New England (10/30/06)	71t
Mewelde Moore, at N.Y. Giants (11/13/05)	71t
Nate Burleson, at Indianapolis (11/8/04)	91t
Randy Moss, at Kansas City (12/12/99)	64t
David Palmer, at N.Y. Giants (9/29/96)	69t
David Palmer, at Detroit (11/23/95)	74t
Leo Lewis, vs. Atlanta (11/22/87)	78t
Charlie West, vs. Washington (11/3/68)	98t
Billy Butler, vs. San Francisco (9/29/63)	60t
Hugh McElhenny, at Chicago (12/17/61)	81t

LONGEST PUNT RETURNS IN VIKINGS HISTORY

Charlie West, vs. Washington (11/3/68)	98t
Nate Burleson, at Indianapolis (11/8/04)	91t
Marcus Sherels, at N.Y. Giants (10/21/13)	86t
Bernard Berrian, at Arizona (12/14/08)	82t
Bob Grim, vs. N.Y. Giants (11/5/67)	81
Hugh McElhenny, at Chicago (12/17/61)	81t
Marcus Sherels, vs. Houston (10/9/16)	79t
Leo Lewis, vs. Atlanta (11/22/87)	78t
Marcus Sherels, at Detroit (9/30/12)	77t

ACTIONS SPEAK LOUDER THAN WORDS

Marcus Sherels has made a splash in the Vikings record book for PR average and TDs in his 5 seasons as the primary punt return man.

VIKINGS SINGLE-SEASON PUNT RETURN AVERAGE

PLAYER, SEASON, RETS/YDS	AVG
Marcus Sherels, 2013, 22/335	15.2
Marcus Sherels, 2016, 21/292	13.9
David Palmer, 1995, 26/342	13.2

VIKINGS CAREER PUNT RETURN AVERAGE

PLAYER, RETS/YDS	AVG
Marcus Sherels (208/2,171)	10.4
Mewelde Moore (74/768)	10.4

CAREER PUNT RETURN TDs IN VIKINGS HISTORY

Marcus Sherels	5
David Palmer	2
Mewelde Moore	2

VIKINGS CAREER PUNT RETURNS OF 50+ YARDS

PLAYER	50+ RETURNS
Marcus Sherels	7
David Palmer	4

VIKINGS CAREER PUNT RETURN YARDAGE

PLAYER (SEASONS)	YARDS
Marcus Sherels (2010-17)	2,171
Leo Lewis (1981-91)	1,812

COLLEGE Worked his way from walk-on to full-time starter as a junior and senior at CB for the Gophers...Excelled on special teams during career as a return man and in coverage...Had a pair of INTs as a junior and senior...Notched an 88-yard fumble return as a senior.

PREP Earned Honorable Mention All-State as a senior RB at Rochester John Marshall...Standout in basketball.

SINGLE-GAME CAREER HIGHS

Punt Returns	6	at Houston, 12/23/12
Punt Return Yards	119	at N.Y. Giants, 10/21/13
Long Punt Return	86t	at N.Y. Giants, 10/21/13
Punt Return TD	1	5x, last vs. Houston, 10/9/16
Kickoff Returns	5	vs. Denver, 12/4/11
Kickoff Return Yards	124	vs. Green Bay, 12/30/12
Long Kickoff Return	78	at Carolina, 10/30/11
Tackles	10	vs. Cleveland, 9/22/13
Sack	1.0	vs. Green Bay, 10/23/11
Tackle For Loss	1.0	2x, last vs. Green Bay, 10/27/13
Interception	1	at Baltimore, 12/8/13
Pass Defensed	4	vs. Cleveland, 9/22/13

SHERELS' TOUCHDOWNS

GAME	PLAY
@ Detroit, 9/30/12	77-yd	punt return
@ N.Y. Giants, 10/21/13	86-yd	punt return
@ Chicago, 11/1/15	65-yd	punt return
@ Carolina, 9/25/16	54-yd	punt return
vs. Houston, 10/9/16	79-yd	punt return
Total	5	(5 PR)

SHERELS' SACK

GAME	QB	SACK
vs. Green Bay, 10/23/11.....	Aaron Rodgers	1.0
Total.....		1.0

SHERELS' INTERCEPTION

GAME	QB	INT
@ Baltimore, 12/8/13.....	Joe Flacco	1 (0)
Total		1 (0)



Marcus Sherels and Saints P Thomas Morstead teamed up during Super Bowl LII week to turn a negative into a positive. Morstead was injured in the Vikings-Saints playoff game tackling Marcus Sherels on a punt return. Limited the rest of the game, he continued to play and earned the respect of Vikings fans worldwide for his courage and sportsmanship when he returned to the field after Stefon Diggs game-winning catch for the mandatory point-after try. Fan donations poured in for his What You Give Will Grow Foundation to show appreciation for his effort. The generosity was so overwhelming that Morstead vowed to come back to Minnesota for the Super Bowl and donate back to a local charity. He held true to his word and presented a check for over \$221,000 to Children's Hospital Minnesota with Sherels on hand to take part in the event.

SHERELS' NFL TOTALS

Year.....	GP/GS	Tackles							Special		
		Solo	Asst.	Total	Sacks	INTs	PBU	TFL	QBH	FF/FR	Teams
2010 (Min).....	1/0	0	0	0	0.0	0	0	0	0	0/0	0
2011 (Min).....	16/3	20	4	24	1.0	0	3	1	0	0/0	6
2012 (Min).....	16/0	2	3	5	0.0	0	0	0	2	0/0	6
<i>Playoffs.....</i>	<i>1/0</i>	<i>0</i>	<i>0</i>	<i>0</i>	<i>0.0</i>	<i>0</i>	<i>0</i>	<i>0</i>	<i>0</i>	<i>0/0</i>	<i>1</i>
2013 (Min).....	16/3	39	7	46	0.0	1 (0)	14	2	0	0/0	7
2014 (Min).....	16/0	0	0	0	0.0	0	0	0	0	0/0	11
2015 (Min).....	16/0	1	0	1	0.0	0	0	0	0	0/0	8
<i>Playoffs.....</i>	<i>1/0</i>	<i>0</i>	<i>0</i>	<i>0</i>	<i>0.0</i>	<i>0</i>	<i>0</i>	<i>0</i>	<i>0</i>	<i>0/0</i>	<i>0</i>
2016 (Min).....	11/0	0	0	0	0.0	0	1	0	0	0/0	6
2017 (Min).....	16/0	0	0	0	0.0	0	0	0	0	0/0	9
<i>Playoffs.....</i>	<i>2/0</i>	<i>0</i>	<i>0</i>	<i>0</i>	<i>0.0</i>	<i>0</i>	<i>0</i>	<i>0</i>	<i>0</i>	<i>0/0</i>	<i>0</i>
Totals	108/6	62	14	76	1.0	1 (0)	18	3	2	0/0	52
<i>Playoffs</i>	<i>4/0</i>	<i>0</i>	<i>0</i>	<i>0</i>	<i>0.0</i>	<i>0</i>	<i>0</i>	<i>0</i>	<i>0</i>	<i>0/0</i>	<i>1</i>

Year.....	PR	Punt Returns					Kickoff Returns				
		FC	Yds	Avg	Long	TD	KOR	Yds	Avg	Long	TD
2011 (Min).....	33	20	277	8.4	53	0	16	445	27.8	78	0
2012 (Min).....	32	27	287	9.0	77t	1	16	422	26.4	41	0
<i>Playoffs.....</i>	<i>3</i>	<i>5</i>	<i>25</i>	<i>8.3</i>	<i>17</i>	<i>0</i>	<i>2</i>	<i>60</i>	<i>30.0</i>	<i>37</i>	<i>0</i>
2013 (Min).....	22	27	335	15.2	86t	1	0	0	0.0	0	0
2014 (Min).....	27	26	297	11.0	35	0	4	110	27.5	46	0
2015 (Min).....	34	15	311	9.1	65t	1	2	33	16.5	21	0
<i>Playoffs.....</i>	<i>2</i>	<i>0</i>	<i>7</i>	<i>3.5</i>	<i>10</i>	<i>0</i>	<i>0</i>	<i>0</i>	<i>0.0</i>	<i>0</i>	<i>0</i>
2016 (Min).....	21	17	292	13.9	79t	2	2	35	17.5	18	0
2017 (Min).....	39	24	372	9.5	46	0	11	271	24.6	41	0
<i>Playoffs.....</i>	<i>1</i>	<i>5</i>	<i>19</i>	<i>19.0</i>	<i>19</i>	<i>0</i>	<i>0</i>	<i>0</i>	<i>0.0</i>	<i>0</i>	<i>0</i>
Totals	208	156	2,171	10.4	86t	5	51	1,316	25.8	78	0
<i>Playoffs</i>	<i>6</i>	<i>10</i>	<i>51</i>	<i>7.3</i>	<i>19</i>	<i>0</i>	<i>2</i>	<i>60</i>	<i>30.0</i>	<i>37</i>	<i>9</i>

SHERELS' CAREER GAME-BY-GAME (* starts)

DEFENSE																
2011.....	U	A	T	TFL	SK	QH	FF	FR	INT	PD	2013.....	U	A	T	TFL	SK
at SD - 9/11.....	0	0	0	0.0	0	0	0	0	0	0	at DET - 9/8.....	0	0	0	0.0	0
vs TB - 9/18.....	0	0	0	0.0	0	0	0	0	0	0	at CHI - 9/15.....	0	0	0	0.0	0
vs DET - 9/25.....	0	0	0	0.0	0	0	0	0	0	0	vs. CLE - 9/22.....	9	1	10	1	0.0
at KC - 10/2.....	0	0	0	0.0	0	0	0	0	0	0	vs. PIT - 9/29*.....	0	0	0	0.0	0
vs ARI - 10/9*.....	0	0	0	0.0	0	0	0	0	0	0	vs. CAR - 10/13.....	2	0	2	0	0.0
at CHI - 10/16.....	0	0	0	0.0	0	0	0	0	0	0	at NYG - 10/21.....	0	1	1	0	0.0
vs GB - 10/23.....	5	0	5	1	1.0	0	0	0	0	0	vs. GB - 10/27.....	1	2	1	0.0	0
at CAR - 10/30.....	2	1	3	0	0.0	0	0	0	0	0	at DAL - 11/3.....	6	2	8	0	0.0
at GB - 11/14.....	0	0	0	0.0	0	0	0	0	0	0	vs. WAS - 11/7.....	2	0	2	0	0.0
vs OAK - 11/20.....	0	0	0	0.0	0	0	0	0	0	0	at SEA - 11/17.....	1	0	1	0	0.0
at ATL - 11/27.....	3	0	3	0	0.0	0	0	0	1	0	at GB - 11/24.....	3	1	4	0	0.0
vs DEN - 12/4.....	0	0	0	0.0	0	0	0	0	0	0	vs. CHI - 12/1.....	1	0	1	0	0.0
at DET - 12/11.....	2	1	3	0	0.0	0	0	0	1	0	at BAL - 12/8.....	3	0	3	0	0.0
vs NO - 12/18*.....	5	1	6	0	0.0	0	0	0	0	0	vs. PHI - 12/15*.....	4	0	4	0	0.0
at WAS - 12/24*.....	3	1	4	0	0.0	0	0	0	1	0	at CIN - 12/22*.....	7	1	8	0	0.0
vs CHI - 1/1.....	0	0	0	0.0	0	0	0	0	0	0	vs. DET - 12/29.....	0	0	0	0.0	0
2011.... GP/GS:16/3	20	4	24	1	1.0	0	0	0	0	3	2013 ... GP/GS:16/3	39	7	46	2	0.0
2012..... U.....	A	T	TFL	SK	QH	FF	FR	INT	PD							
vs JAC - 9/9.....	0	0	0	0.0	0	0	0	0	0	0						
at IND - 9/16.....	0	1	1	0	0.0	0	0	0	0	0						
vs SF - 9/23.....	0	0	0	0.0	0	0	0	0	0	0						
at DET - 9/30.....	0	0	0	0.0	0	0	0	0	0	0						
vs TEN - 10/7.....	0	0	0	0.0	0	0	0	0	0	0						
at WAS - 10/14.....	0	0	0	0.0	0	0	0	0	0	0						
vs ARZ - 10/21.....	0	0	0	0.0	0	0	0	0	0	0						
vs TB - 10/25.....	1	0	1	0	0.0	0	0	0	0	0						
at SEA - 11/4.....	0	0	0	0.0	0	0	0	0	0	0						
vs DET - 11/11.....	0	0	0	0.0	0	0	0	0	0	0						
at CHI - 11/25.....	0	0	0	0.0	0	0	0	0	0	0						
at GB - 12/2.....	0	0	0	0.0	0	0	0	0	0	0						
vs CHI - 12/9.....	0	0	0	0.0	0	0	0	0	0	0						
at STL - 12/16.....	1	0	1	0	0.0	2	0	0	0	0						
at HOU - 12/23.....	0	0	0	0.0	0	0	0	0	0	0						
vs GB - 12/30.....	0	2	2	0	0.0	0	0	0	0	0						
2012 ... GP/GS:16/0	2	3	5	0	0.0	2	0	0	0	0						
2012 PLAYOFFS																
at GB - 1/5/13.....	0	0	0	0.0	0	0	0	0	0	0						

2015.....U	A	T	TFL	SK	QH	FF	FR	INT	PD	2013.....No	Yds	Avg	FC	Lg	TD
at SF - 9/14.....0	0	0	0	0.0	0	0	0	0	0	at DET - 9/81	6	6.0	0	6	0
vs. DET - 9/20.....0	0	0	0	0.0	0	0	0	0	0	at CHI - 9/150	0	0.0	2	0	0
vs. SD - 9/27.....0	0	0	0	0.0	0	0	0	0	0	vs. CLE - 9/22.....2	2	1.0	3	2	0
at DEN - 10/4.....0	0	0	0	0.0	0	0	0	0	0	vs. PIT - 9/29*.....1	0	0.0	2	0	0
vs. KC - 10/18.....0	0	0	0	0.0	0	0	0	0	0	vs. CAR - 10/13.....0	0	0.0	2	0	0
at DET - 10/250	0	0	0	0.0	0	0	0	0	0	at NYG - 10/21.....4	119	29.8	2	86t	1
at CHI - 11/1.....0	0	0	0	0.0	0	0	0	0	0	vs. GB - 10/27.....0	0	0.0	0	0	0
vs. STL - 11/8.....0	0	0	0	0.0	0	0	0	0	0	at DAL - 11/32	35	17.5	3	26	0
at OAK - 11/15.....0	0	0	0	0.0	0	0	0	0	0	vs. WAS - 11/72	34	17.0	0	20	0
vs. GB - 11/22.....0	0	0	0	0.0	0	0	0	0	0	at SEA - 11/17.....0	0	0.0	3	0	0
at ATL - 11/290	0	0	0	0.0	0	0	0	0	0	at GB - 11/24.....2	0	0.0	3	0	0
vs. SEA - 12/60	0	0	0	0.0	0	0	0	0	0	vs. CHI - 12/12	13	6.5	2	13	0
at AZ - 12/10.....0	0	0	0	0.0	0	0	0	0	0	at BAL - 12/8.....1	14	14.0	0	14	0
vs. CHI - 12/20.....0	0	0	0	0.0	0	0	0	0	0	vs. PHI - 12/15*1	13	13.0	1	13	0
vs. NYG - 12/27.....1	0	1	0	0.0	0	0	0	0	0	at CIN - 12/22*1	22	22.0	2	22	0
at GB - 1/3/16.....0	0	0	0	0.0	0	0	0	0	0	vs. DET - 12/29.....3	77	25.7	1	50	0
2015 GP/GS/16/01	0	1	0	0.0	0	0	0	0	0	201322	335	15.2	26	86t	1

							2014.....	No	Yds	Avg	FC	Lg	TD
PUNT RETURNS							at STL - 9/7.....	1	6	6.0	2	6	0
2011.....	No	Yds	Avg	FC	Lg	TD	vs. NE - 9/14.....	1	11	11.0	2	11	0
at SD - 9/11.....	2	17	8.5	1	15	0	at NO - 9/21.....	4	11	2.8	0	13	0
vs TB - 9/18.....	2	3	1.5	2	2	0	vs. ATL - 9/28.....	2	39	19.5	2	24	0
vs DET - 9/25.....	4	90	22.5	3	53	0	at GB - 10/2.....	2	9	4.5	2	7	0
at KC - 10/2.....	1	12	12.0	1	12	0	vs. DET - 10/12.....	3	37	12.3	2	16	0
vs ARI - 10/9*.....	2	45	22.5	1	23	0	at BUF - 10/19.....	2	23	11.5	2	12	0
at CHI - 10/16.....	1	0	0.0	1	0	0	at TB - 10/26.....	4	25	6.3	2	13	0
vs GB - 10/23.....	2	12	6.0	0	10	0	vs. WAS - 11/2.....	1	8	8.0	2	8	0
at CAR - 10/30.....	3	2	0.7	0	9	0	at CHI - 11/16.....	0	0	0.0	1	0	0
at GB - 11/14.....	2	13	6.5	0	8	0	vs. GB - 11/23.....	1	5	5.0	1	5	0
vs OAK - 11/20.....	5	38	7.6	0	15	0	vs. CAR - 11/30.....	2	45	22.5	0	26	0
at ATL - 11/27.....	3	5	1.7	0	7	0	vs. NYJ - 12/7.....	1	10	10.0	2	10	0
vs DEN - 12/4.....	3	14	4.7	2	11	0	at DET - 12/14.....	2	37	18.5	4	35	0
at DET - 12/11.....	2	22	11.0	2	12	0	at MIA - 12/21.....	0	0	0.0	1	0	0
vs NO - 12/18*.....	0	0	0.0	1	0	0	vs. CHI - 12/28.....	1	31	31.0	1	31	0
at WAS - 12/24*.....	1	4	4.0	1	4	0	2014.....	27	297	11.0	26	35	0
vs CHI - 1/1.....	0	0	0.0	5	0	0	2015.....	No	Yds	Avg	FC	Lg	TD
2011.....	33	277	8.4	20	86t	0	at SE - 9/14.....	1	9	4.5	1	9	0

2012.....	No	Yds	Avg	FC	Lg	TD	at SF - 9/14.....	2	9	4.5	1	9	0
vs. JAC - 9/9.....	2	22	11.0	1	15	0	vs. DET - 9/20.....	3	39	13.0	0	31	0
at IND - 9/16.....	5	51	10.2	0	14	0	vs. SD - 9/27.....	3	38	12.7	1	20	0
vs. SF - 9/23.....	0	0	0.0	0	0	0	at DEN - 10/4.....	1	7	7.0	0	7	0
at DET - 9/30.....	1	77	77.0	3	77t	1	vs. KC 10/18.....	2	14	7.0	2	8	0
vs. TEN - 10/7.....	2	-1	-0.5	3	0	0	at DET - 10/25.....	4	23	5.8	2	8	0
at WAS - 10/14.....	1	-2	-2.0	0	-2	0	at CHI - 11/1.....	3	77	25.7	1	65t	1
vs. ARZ - 10/21.....	1	0	0.0	4	0	0	vs. STL - 11/8.....	4	40	10.0	1	26	0
vs. TB - 10/25.....	3	31	10.3	0	16	0	at OAK - 11/15.....	2	15	7.5	0	9	0
at SEA - 11/4.....	3	1	0.3	0	2	0	vs. GB - 11/22.....	1	0	0.0	1	0	0
vs. DET - 11/11.....	2	6	3.0	4	5	0	at ATL - 11/29.....	2	3	1.5	0	3	0
at CHI - 11/25.....	1	0	0.0	1	0	0	vs. SEA - 12/6.....	2	24	12.0	0	15	0
at GB - 12/2.....	2	1	0.5	2	1	0	at AZ - 12/10.....	1	0	0.0	1	0	0
vs. CHI - 12/9.....	0	0	0.0	5	0	0	vs. CHI - 12/20.....	0	0	0.0	3	0	0
at STL - 12/16.....	1	15	15.0	1	15	0	vs. NYG - 12/27.....	1	1	1.0	2	1	0
at HOU - 12/23.....	6	50	8.3	1	19	0	at GB - 1/3/16.....	3	21	7.0	0	11	0
vs. IND - 12/23.....	2	20	10.0	0	15	0	2015.....	34	311	9.1	15	65t	1
							2015 PLAYOFFS						
							vs. SEA - 1/10/16.....	2	7	3.5	0	10	0


vs. GB - 12/30.....	2	36	18.0	0	25	0
2012	32	287	9.0	25	86t	1
2012 PLAYOFFS						
at GB - 1/5/13.....	3	25	8.3	5	17	0

2016	No	Yds	Avg	FC	Lg	TD
at TN - 9/11	3	10	3.3	1	12	0
vs. GB - 9/18	0	0	0.0	3	0	0
at CAR - 9/25	2	58	29.0	1	54t	1
vs. NYG - 10/3	2	13	6.5	1	8	0
vs. HOU 10/9	4	100	25.0	1	79t	1
at PHI - 10/23	2	9	4.5	1	9	0
at CHI - 10/31	INACTIVE					
vs. DET - 11/6	1	2	2.0	0	2	0
at WAS - 11/13	INACTIVE					
vs. ARI - 11/20	3	35	11.7	2	23	0
at DET - 11/24	INACTIVE					
vs. DAL - 12/1	INACTIVE					
at JAX - 12/11	INACTIVE					
vs. IND - 12/18	0	0	0.0	3	0	0
at GB - 12/24	2	20	10.0	3	20	0
vs. CHI - 1/1/17	2	45	22.5	1	36	0
2016	21	292	13.9	17	79t	2

2017	No	Yds	Avg	FC	Lg	TD
vs. NO - 9/11	2	11	5.5	0	13	0
at PIT - 9/17	1	12	12.0	2	12	0
vs. TB - 9/24	0	0	0.0	3	0	0
vs. DET - 10/1	4	16	4.0	2	8	0
at CHI - 10/9	3	41	13.7	0	21	0
vs. GB - 10/16	1	-5	-5.0	4	-5	0
vs. BAL - 10/22	3	83	27.7	0	46	0
at CLE - 10/29	2	15	7.5	2	10	0
at WAS - 11/12	1	9	9.0	0	9	0
vs. LAR - 11/19	1	9	9.0	2	9	0
at DET - 11/23	2	14	7.0	1	10	0
at ATL - 12/3	2	10	0.0	3	10	0
at CAR - 12/10	5	54	10.8	1	29	0
vs. CIN - 12/17	5	41	8.2	2	16	0
at GB - 12/23	1	11	11.0	2	11	0
vs. CHI - 12/31	7	51	7.3	0	12	0
2017	39	372	9.5	24	46	0

2017 PLAYOFFS

vs. NO - 1/14/18	1	19	19.0	2	19	0
at PHI - 1/21/18	0	0	0.0	3	0	0
2017	1	19	19.0	5	19	0



3

TREVOR SIEMIAN

POSITION: Quarterback
HEIGHT/WEIGHT: 6-3/220
DOB: 12-26-91
HOMETOWN: Windermere, FL

COLLEGE: Northwestern
ACQUIRED: Trade (DEN) 2018
NFL SEASON: 4
VIKINGS SEASON: 1

2017 GP/GS	Career GP/GS	Playoffs GP/GS
11/10-DEN	26/24-DEN	-/-

- Traded to the Vikings on 3/19/18 after spending his 1st 3 seasons in the league with Denver
- Became the 1st QB in NFL history to throw for 300 yards, 4 TDs and 0 INTs in 1st career road start when he accomplished the feat at Cincinnati (9/26/16)
- Teammates with Vikings DE Ifeadi Odenigbo at Northwestern

OFF THE FIELD Majored in communication studies while at Northwestern...Got engaged to his girlfriend, Bo, a Minnesota native, in February of 2018.

PRO Selected by Denver with the 250th overall selection (7th round) in the 2015 NFL Draft...Appeared in 26 games with 24 starts with the Broncos over 3 seasons...Made his 1st career start on 9/8/16 vs. Carolina...Part of the 2015 Super Bowl 50 championship team as a rookie...Traded to the Vikings on 3/19/18

2017 Appeared in 11 games with 10 starts before missing the end of the season due to a shoulder injury...Passed for 67 yards on 5-of-9 passing at Indianapolis (12/14) before leaving the game with an injury...Threw for 200 yards for the 2nd consecutive week, going 19-of-31 with a TD in the Broncos 23-0 shutout victory vs. NY Jets (12/10)...Went 19-of-41 for 200 yards with 3 INTs at Miami (12/3)...Turned in a passer rating of 107.0 with 149 yards on 11-of-21 passing with 2 TDs at Oakland (11/26) when he came in in relief of Paxton Lynch... Active but did not play in Weeks 9-11...Passed for 198 yards on 19-of-36 passing with 1 TD and 3 INTs and 2 rushes for 20 yards at Kansas City (10/30)...Went 25-of-35 for 207 yards and an INT at L.A. Chargers (10/22)...Turned his 3rd career 50 attempt performance, going 29-of-50 for 376 yards with 1 TD and 2 INTs vs. N.Y. Giants...Defeated Oakland (10/1) after passing for 179 yards on 16-of-26 passing with 1 TD...Completed

24-of-40 passes for 259 yards with 2 INTs in the team's loss at Buffalo (9/24)...Started the season with back-to-back wins after defeating after the team's home win vs. Dallas (9/17), passing for 231 yards with 4 TDs, 1 INT and a passer rating of 116.0...Completed 17-of-28 passes for 219 yards with 2 TDs and 1 INT vs. L.A. Chargers in the team's season opening win.

2016 Started a career-high 14 games for the defending Super Bowl champs, totaling 3,401 yards with 18 TDs and 10 INT on 289-of-486 (59.5%) passing for a passer rating of 84.6, all career-high marks...He finished the season with an 8-6 record as a starter as the Broncos finished the year 9-7 overall...Passed for 206 yards on 17-of-27 passing with 2 TDs and 1 INT vs. Oakland (1/1/17) as the Broncos won 24-6 to secure a winning record...Went 17-of-43 in a loss at Kansas City (12/25) for 183 yards with a 1 INT...Completed 25-of-40 passes for 282 yards with 1 rush for 4 yards in a loss vs. New England (12/18)...Attempted a career-high 51 passes on 35-of-51 passing for 282 yards and 1 TD at Tennessee (12/11)...Missed the team's Week 13 matchup with Jacksonville (12/4) due to a sprained left foot...Went 20-of-34 for 368 yards, a season-high, with 3 TDs for a passer rating of 125.6 in a close loss vs. Kansas City (11/27), marking 3 straight games with at least 2 TD passes for Siemian...Threw 40 times, with 25 completions for 258 yards with 2 TDs and 2 INTs at New Orleans (11/13)...Passed for 283 yards on 18-of-37 passing with 2 TDs and 1 INT in a loss at Oakland (11/6)...Went 20-of-38 for 276 yards and an INT vs. San Diego (10/30)...Passed for 157 yards of 14-of-25 passing for a passer rating of 88.3 vs. Houston (10/24)...Attempted 50 passes, completing 30, for 230 yards and a TD at San Diego (10/13)...Missed the team's matchup with Atlanta (10/9) with a shoulder injury...Completed 5-of-7 passes for 68 yards and a TD at Tampa Bay (10/2) before leaving the game due to injury...Went 23-of-32 for 312 yards with 4 TDs at Cincinnati (9/25) for a passer rating of 132.1, his 1st career game with a rating of 100.0+ to give Denver its 3rd straight win...Passed for 266 yards on

22-of-33 passing with an INT vs. Indianapolis (9/18)...Made his 1st career NFL start vs. Carolina (9/8) and completed 18-of-26 passes for 178 yards with a TD and 2 INTs.

2016 Served as the 3rd-string quarterback behind future HOF QB Peyton Manning and Brock Osweiler for the Super Bowl 50 champions...Appeared in 1 regular-season game, kneeling the ball to end the 1st half at PIT, (12/20)...Did not appear in any of the team's playoff games...drafted in the 7th round (250th overall) in the 2015 draft.

SIEMIAN'S NFL TOTALS

Year.....	GP/GS	Att	Comp	Pct	Yds	TD	INT	Lg	Sk/Yds	Rtg	Rush	Yds	TD
2015 (Den).....	1/0	0	0	-	0	0	0	-	0/0	-	1	-1	0
2016 (Den).....	14/14	486	289	59.5%	3,401	18	10	76t	31/187	84.6	28	57	0
2017 (Den).....	11/10	349	206	59.0%	2,285	12	14	44	33/220	73.3	31	127	1
Totals	26/24	835	495	59.3%	5,686	30	24	76t	64/407	79.9	60	183	1

Record as Starter: Record as Starter: 13-11 (8-6 in 2016, 5-5 in 2017)

SINGLE-GAME CAREER HIGHS

Attempts	51	at Tennessee, 12/11/16
Completions	35	at Tennessee, 12/11/16
Passing Yards	376	vs. New York Giants, 10/15/17
Passing TDs	4	2x, last vs. Dallas, 9/17/17
Interceptions	3	2x, last at Miami, 12/3/17
Passer Rating (min. 20).....	132.1	at Cincinnati, 9/25/16
Completion Percentage ..	71.4%	2x, last at L.A. Chargers, 10/22/17
Long Pass	76t	vs. Kansas City, 11/27/16
Rushes.....	6	2x, last vs. L.A. Chargers, 9/11/17
Rush Yards.....	23	vs. Kansas City, 11/27/16
Rushing TD	1	vs. L.A. Chargers, 9/11/17
Long Rush'	15	at Miami, 12/3/17

SIEMIAN'S CAREER GAME-BY-GAME (*starts; scores for games started only; games with 100+ passer rating in bold)

2015 DENVER	Att.	Comp.	Yards	Pct.	TD	
12/20 at Pittsburgh	0	0	0	-	0	
2015	GP/GS: 1/0	0	0	-	0	
2016 DENVER	Att.	Comp.	Yards	Pct.	TD	
9/8	vs. Carolina*	26	18	178	69.2	1
9/18	vs. Indianapolis*	33	22	266	66.7	0
9/25	at Cincinnati*	35	23	312	65.7	4
10/2	at Tampa Bay*	7	3	68	71.4	1
10/13	at San Diego*	50	30	230	60.0	1
10/24	vs. Houston*	25	14	157	56.0	1
10/30	vs. San Diego*	38	20	276	52.6	0
11/6	at Oakland*	37	18	283	48.6	2
11/13	at New Orleans* ...	40	25	258	62.5	2
11/27	vs. Kansas City* ..	34	20	368	58.8	3
12/11	at Tennessee*	51	35	334	68.6	1
12/18	vs. New England* ..	40	25	282	62.5	0
12/25	at Kansas City*	43	17	183	39.5	0
1/1/17	vs. Oakland*	27	17	206	63.0	2
2013	GP/GS: 14/14	486	289	3,401	59.5%	18

COLLEGE Played 44 games (14 starts) during his Wildcat career...Passing for 5,931 yards on 550-of-934 passing (58.9 percent) with 27 TDs and 24 INTs...Started 11 games his redshirt senior season before missing the end of the season with a torn ACL.

PREP Attended Olympia HS in Windermere, Florida where he threw for an Orange County-record 6,144 yards and 53 TDs... He was named the Orlando Sentinel's 2009 Central Florida Offensive Player of the Year...Also lettered in baseball.

2017 DENVER	Att.	Comp.	Yards	Pct.	TD	INT	Lg	Sk/Yds	Rating	Rush	Yds	TD	Score
9/11.....vs. LA Chargers*....	28	17	219	60.7	2	1	44	4/38	94.2	6	19	1	W, 24-21
9/17.....vs. Dallas*.....	32	22	231	68.8	4	1	27	2/29	116.0	5	14	0	W, 42-17
9/24.....at Buffalo*.....	40	24	259	60.0	0	2	29	3/4	58.2	3	12	0	L, 16-26
10/1.....vs. Oakland*.....	26	16	179	61.5	1	0	29	4/24	94.9	4	1	0	W, 16-10
10/15.....vs. NY Giants*.....	50	29	376	58.0	1	2	40	4/28	71.8	1	9	0	L, 10-23
10/22.....at LA Chargers*.....	35	25	207	71.4	0	1	23	5/25	74.3	2	14	0	L, 0-21
10/30.....at Kansas City*.....	36	19	198	52.8	1	3	29	3/11	43.5	2	20	0	L, 19-29
11/26.....at Oakland.....	21	11	149	52.4	2	0	34	1/7	107.0	2	9	0	
12/3.....at Miami*.....	41	19	200	46.3	0	3	36	3/33	30.5	3	16	0	L, 9-25
12/10.....vs. New York Jets*.....	31	19	200	61.3	1	0	27	2/11	90.8	3	13	0	W, 23-0
12/14.....at Indianapolis*.....	9	5	67	55.6	0	1	26	2/10	39.8	0	0	0	W, 25-13
2014.....GP/GS: 11/10.....	204	126	1,710	61.8%	10	9	81t	8/70	86.4	7	20	0	

SIEMIAN'S TOUCHDOWNS

GAME

	Play
vs. Carolina, 9/8/16.....	25 pass to C. Anderson
at Cincinnati, 9/25/16.....	41 pass to E. Sanders, 7 pass to E. Sanders, 1 pass to J. Phillips, 55 pass to D. Thomas
at Tampa Bay, 10/2/16.....	11 pass to D. Thomas
at San Diego, 10/13/16.....	5 pass to B. Fowler
vs. Houston, 10/24/16.....	4 pass to D. Thomas
at Oakland, 11/6/16.....	36 pass to J. Norwood, 69 pass to K. Bibbs
at New Orleans, 11/13/16.....	14 pass to J. Taylor, 2 pass to D. Thomas
vs. Kansas City, 11/27/16.....	6 pass to J. Taylor, 35 pass to E. Sanders, 76 pass to B. Fowler
at Tennessee, 12/11/16.....	3 pass to E. Sanders
vs. Oakland, 1/1/17.....	43 pass to D. Booker, 2 pass to V. Green
vs. LA Chargers, 9/11/17.....	5 pass to B. Fowler, 6 pass to B. Fowler, 1 rush
vs. Dallas, 9/17/17.....	10 pass to E. Sanders, 16 pass to C. Anderson, 6 pass to E. Sanders, 2 pass to V. Green
vs. Oakland, 10/1/17.....	22 pass to A. Derby
vs. NY Giants, 10/15/17.....	13 pass to J. Heuerman
at Kansas City, 10/30/17.....	11 pass to A. Derby
at Oakland, 11/26/17.....	25 pass to C. Latimer, 22 pass to B. Fowler
vs. NY Jets, 12/10/17.....	20 pass to D. Thomas
Total.....	31 (30 passing, 1 rushing)



1

KYLE SLOTER

POSITION: Quarterback
HEIGHT/WEIGHT: 6-5/218
DOB: 2-7-94
HOMETOWN: Johns Creek, GA

COLLEGE: Northern Colorado
ACQUIRED: PS 2017
NFL SEASON: 2
VIKINGS SEASON: 2

2017 GP/GS
0/0

Career GP/GS
0/0

Playoffs GP/GS
0/0

• Teammates with fellow Vikings T Rashod Hill and WR Korey Robertson at Southern Mississippi before transferring to Northern Colorado.

OFF THE FIELD Had a job offer with Ashford Advisors, a financial company in his hometown of Atlanta before deciding to pursue a career in the NFL.

PRO Entered the NFL as a rookie free agent following the 2017 NFL Draft...Signed by the Broncos on 5/11/17...Released by Denver on 9/2/17...Signed to the Vikings practice squad on 9/4/17...Signed to the Vikings active roster on 9/16/17.

2017 Active for 6 games in 2017 but did not appear in a game...Inactive at Philadelphia (1/21/18)...Inactive for the Vikings Divisional Round defeat of the Saints (1/14/18)...Inactive in Weeks 10-17...Active but did not play Weeks 6-8...Inactive at Chicago (10/9)...Active but did not play vs. Detroit (10/1) Tampa Bay (9/24) and at Pittsburgh (9/17)...Signed to the Vikings active roster on 9/16.

COLLEGE Began his collegiate career at Southern Mississippi as a wide receiver...Saw action in 13 games (2 starts) during his 3 seasons at USM, catching 7 passes for 47 yards (6.7 avg.) with 1 TD...Earned placement on Conference-USA Commissioner's Honor Roll in all 3 years at Southern Miss (2012-14)...Played 11 games in his 1st season at UNC, catching 6 passes for 60 yards before transitioning to QB...Completed 197-of-318 passes (61.9%) for 2,665 yards with 29 TDs and 10 INTs while also running in 3 TDs.

PREP Attended Mount Pisgah Christian School in Johns Creek, Georgia...Earned All-State honors in both football and basketball.



22 HARRISON SMITH

POSITION: Safety
HEIGHT/WEIGHT: 6-2/214
DOB: 2-2-89
HOMETOWN: Knoxville, TN

COLLEGE: Notre Dame
ACQUIRED: D1b (#29) 2012
NFL SEASON: 7
VIKINGS SEASON: 7

2017 GP/GS 16/16
Career GP/GS 83/82
Playoffs GP/GS 4/4

• Named First Team All-Pro in 2017, the first All-Pro honor of his career.

- Set Vikings record in 2015 with his 4th career INT return TD, returning 4 of his 12 INTs for scores in his 4 NFL seasons.
- Ranks 7th all-time in Vikings history in tackles among DBs with 599 career tackles.

OFF THE FIELD Graduated with a management-entrepreneurship degree in 2011 and was enrolled in graduate studies program during his senior season...His grandfather served in the U.S. Navy...His aunt, Elaine Hendrix, is an actress and has appeared in such films and shows as *Friends*, *NCIS*, and *The Parent Trap*...Active with hospital visits to the U of M Masonic Children's Hospital and assisted with the Greenway Gridiron Gallop 5k race on Father's Day...Hosts annual Kickin' It With Harrison kickball event at the team's headquarters that welcomes participants from Big Brothers Big Sisters of the Twin Cities, an organization he supports year-round...Earned his pilot's license at a local Minnesota airport, attending classes and lessons during the offseason.

HONORS Named 1st-Team All-Pro in 2017 by the AP, PFWA and Sporting News...Earned Pro Bowl honors in 2015, 2016 and 2017...Named to the All-NFL and All-NFC team by PFWA in 2017...Selected the 2017 Minnesota Vikings Defensive Player of the Year...Voted #73 after 2015, #74 after 2016 and #46 after 2017 on the NFL's Top 100 list...Named All-Rookie in 2012 by Pro Football Weekly/PFWA and National Football Post...Voted the Vikings Rookie of the Year in 2012...Received NFC Defensive Player of the Week honors at Green Bay (12/23/17).

PRO Signed contract extension in 2016 offseason...Earned Pro Bowl berths following the 2015, 2016 and 2017 seasons...Set Vikings record by returning his 4th career INT TD vs. N.Y. Giants (12/27/15), breaking old mark of 3 shared by 8 players...Ranks 2nd in team history behind Joey Browner for career sacks by a DB with 9.5...Ranks 6th in Vikings history with 301 career INT return yards...Led the team in tackles and interceptions in 2014...Tied for 3rd in the NFL with 5 INTs and 2nd in INT return yards with 150 in 2014...Only player in the NFL in 2014 with at least 3.0 sacks and 3 INTs...Career-long INT return at St. Louis (9/7/14) when taking an Austin Davis pass 81 yards for a TD...4 career INT return TDs is Vikings franchise record...His 3 INT returns of 50+ yards is a Vikings record...5 INTs in 2014 is most by a Vikings safety since Darren Sharper snagged 9 in 2005...Earned All-Rookie honors in 2012...Tied Vikings rookie record with 2 INT return TDs on the season and was 1 shy of the team record for a season...Returned 2 of his opening 3 NFL INTs for TDs...Became 1st Vikings rookie safety to start all 16 games in a season...Selected #29 overall in 2012 by the Vikings...Became just the 3rd Notre Dame player and 3rd DB chosen by the Vikings in the 1st round in team history.

2017 Started all 16 games for the 3rd time in his career and totaled 93 tackles with a team-high 5 INTs, earning AP All-Pro honors, a trip to the Pro Bowl and All-NFL and All-NFC honors by PFWA...Totaled 6 solo tackles at Philadelphia (1/21/18) in the NFC Championship...Made 6 tackles (4 solo), 1 sack, 1 TFL and 1 QBH vs. New Orleans (1/14/18) in the Vikings Divisional Playoff Round victory...Had a standout performance at Green Bay (12/23) as the Vikings forced their 1st shutout of the Packers since 1971, totaling 7 tackles (6 solo) 2 INTs, his 1st career multi-INT day, 2 PBU, 1 TFL and 1 QBH...Posted 4 tackles (2 solo) and a TFL vs. Cincinnati (12/17) to help the Vikings clinch the NFC North title...Registered 6 tackles (4 solo) and a

PD at Detroit (11/23) on Thanksgiving Day...Led the team and set a new season-high with 12 tackles (10 solo) and 2 TFL at Washington (11/12)...Recorded a 10 tackles (7 solo), 2 QBHs, a TFL and a PBU vs. Cleveland (10/29) at Twickenham Stadium in London, England as a part of the NFL's International Series...Posted 4 tackles (2 solo) and a TFL vs. Baltimore (10/22) as the Vikings defense held the Ravens to 208 yards of total offense...Became the 2nd DB in 2017 to record a sack and an INT in the same game, totaling 5 tackles (4 solo) 1.5 sacks, 2 TFL, 4 QBH, 1 INT and 2 PD vs. Green Bay (10/15)...Posted 3 solo tackles, 2 PD, a TFL, QBH and his 2nd INT of the season at Chicago (10/9)...Led the team with 8 total tackles (6 solo), 2 PD and the 13th INT of his career and 1st since 2015 vs. Tampa Bay (9/24).

2016 Played through an ankle injury and totaled 104 tackles and 2.0 sacks in 14 games, all starts, while earning his 2nd career Pro Bowl nod...Returned from injury at Green Bay (12/24) and registered 4 solo tackles to surpass 500 tackles in his career...Posted 8 tackles (7 solo) and a TFL vs. Dallas (12/1)...Posted his 2nd double-digit tackle performance of the season, tallying 10 total tackles (9 solo) and his 2nd sack of the year vs. Arizona (11/20); his 7.5 career sacks are 2.0 sacks shy of setting the Vikings all-time record for sacks by a DB...Posted 11 tackles and his 4th career FR at Philadelphia (10/3)...Led the Vikings in tackles for the 2nd consecutive game, totaling 8 tackles and 1 PD vs. Houston (10/9)...Led the Vikings in tackles with 9 vs. NY Giants (10/3)...Had 6 tackles, and the 1st sack of the season at Carolina (9/25)...Had 9 tackles (6 solo), 1 TFL and 1 PD at Tennessee (9/11), the 1st game in his home state since high school...Had INT called back after a roughing the passer penalty against the Titans.

2015 Named to Pro Bowl for 1st time in his career...Key part of Vikings defense that set the tone for NFC North Champions, ranking #5 in the NFL in scoring defense and jumping to #12 in the NFL in passing defense, #13 in total defense...Set Vikings record with 4th career INT return TD on his 12th career pick...Snared INTs off both Peyton and Eli Manning during the season...Started all 13 regular-season games he played and Wild Card Playoff...Missed 3 games with injury...Sacked Matthew Stafford at Detroit (10/25) and shared sack of Aaron Rodgers at Green Bay (1/3/16) with DT Tom Johnson...Notched season-high 11 tackles vs. San Diego (9/27) and had season-high 8 solo stops vs. San Diego (9/27) and at Oakland (11/15).

2014 Led the team with a career-high 5 INTs, that ranked tied for 3rd in the NFL and tied for 2nd in the NFC...His 150 INT return yards was 2nd best in the NFL...Led the team in tackles for the 1st time in his career...Career highs in tackles (120), solo tackles (82), sacks (3.0), TFL (4.0) and INTs (5)...Was the only player in the NFL to have at least 3 INTs and 3 sacks...His 5 INTs were the most by a Vikings safety since Darren Sharper had 9 in 2005...Played a major role in improving the Vikings pass defense from 31st in 2013 to 7th in 2014...Career-long INT return for a TD Week 1 at St. Louis (9/7) when taking back an Austin Davis pass 81 yards for a TD, 9th longest INT return in team history...He is tied for the franchise record with 3 INTs returned for TD...His 3 INT returns of 50+ yards is a team record...Set a career-high in tackles vs. New England (9/14) with 13...His 2 TFL vs. Carolina (11/30) was a career-high...3 passes defended against Drew Brees at New Orleans (9/21) was a career-high...Started all 16 games.

2013 Averaged over 8 tackles per game, notching 66 in 8 games played...Returned to the field for the final 3 games of regular season, coming back vs. Philadelphia (12/15) in upset win over playoff-bound Eagles...Vikings went 2-1 in final 3 games of season...Missed 8 games as he recovered from injury yet finished 5th on team in tackles...Suffered injured toe vs. Carolina (10/13) and was placed on injured reserve for recall...Grabbed 2nd INT in consecutive games vs. Cleveland (9/22)...Snagged 1st INT of season at Chicago (10/15) when he picked off Jay Cutler...Started season opener at Detroit (9/8) and led DBs with 10 tackles...Intercepted multiple passes (2) for the 2nd time in his career, finishing 2nd on the team.

2012 Impact rookie had record-setting debut...Started all 16 games and Wild Card playoff game...Tied Vikings rookie record with 2 INT-return TDs and was 1 shy of overall club record for a season...Ranked tied for 3rd in NFL with pair of INT-return scores and ranked 2nd among NFL rookies...Led all NFL safeties with 2 INTs return TDs...Ranked 2nd on team with 129 tackles and led team with 87 yards on INT returns while matching the team-high with 3 INTs...Set Vikings record with 16 starts by a rookie safety, passing previous high of 14 by Chuck Lamson in 1962...Ranks 3rd in INT return yards by a Vikings rookie...Had

10+ tackles in 5 games on the season and season-high 12 stops at Green Bay (12/2) and at St. Louis (12/16)...Notched lone sack at Houston (12/23), catching Matt Schaub.

COLLEGE Started in 47 of his 51 collegiate contests...Is the only player in Irish history to register more than 200 tackles (309), 15 TFL (18.5) and 15 pass breakups (28) in a career...Was the lone captain of the 2011 Fighting Irish, an honor that has only been bestowed on 4 players at Notre Dame in the past 40 years...Split time at Notre Dame at outside linebacker and safety...Made 15 starts at LB before making the full-time switch to safety 6 games into the 2009 season...Started final 38 games...Ranks 2nd in ND history with 28 career pass breakups...Is 9th all-time with 309 career tackles...Had 3 INTs vs. Miami in 2010 Sun Bowl, setting ND single-game record.

PREP Named the Gatorade Player of the Year in Tennessee in 2006...Attended Knoxville Catholic HS...Honored as 2006 American General Tennessee Mr. Football Back of the Year after rushing for 1,340 yards and 19 TDs...Named 2006 Tennessee Class 3A All-State DB...East Tennessee HS Player of the Year in 2007...Earned Tennessee Class 3A 1st-team All-State honors as a junior...Played basketball.



Harrison Smith hosts his annual Kickin' It With Harrison dodgeball event for Big Brothers Big Sisters of the Twin Cities at the Vikings facility.

SMITH'S NFL TOTALS

Year.....	GP/GS	Tackles			Sacks	INTs	PBU	TFL	QBH	FF/FR	Special Teams
		Solo	Asst.	Total							
2012 (Min).....	16/16	79	50	129	1.0	3 (87)	13	2	5	1/1	9
Playoffs.....	1/1	7	1	8	0.0	0	0	2	0	0/0	0
2013 (Min).....	8/7	50	16	66	0.0	2 (4)	3	2	0	0/1	5
2014 (Min).....	16/16	82	38	120	3.0	5 (150)	9	4	3	1/0	1
2015 (Min).....	13/13	56	31	87	1.5	2 (35)	2	3	6	1/0	0
Playoffs.....	1/1	3	1	4	0.0	0	1	1	0	0/0	0
2016 (Min).....	14/14	70	34	104	2.0	0	3	4	5	0/2	0
2017 (Min).....	16/16	61	32	93	1.5	5 (42)	13	10	10	0/0	0
Playoffs.....	2/2	10	2	12	1	1.0	1	0	0	0	0
Totals	83/82	398	201	599	9.0	17 (319)	42	25	29	3/4	15
Playoffs	4/4	20	4	24	1.0	0	1	4	1	0/0	0

SINGLE-GAME CAREER HIGHS

Tackles..... 13vs. New England, 9/14/14
Solo Tackles.....103x, last vs. Washington, 11/17/17
Interception.....2at. Green Bay, 12/23/17
Long INT Return.....81tat St. Louis, 9/7/14
INT Return TDs..... 14x, last vs. NY Giants, 12/27/15
Sack.....1.5vs. Green Bay, 10/15/17
Tackles For Loss2.03x, last at Washington, 11/12/17
QB Hurries42x, last vs. Green Bay, 10/15/17
Passes Defensed32x, last at New Orleans, 9/21/14
Forced Fumble..... 14x, last vs. Detroit, 9/20/15
Fumble Recovery..... 14x, last at Philadelphia, 10/23/16

	SMITH'S CAREER GAME-BY-GAME (* starts)																				
	DEFENSE																				
KICKOFF	2012.....U										2015.....U										
	A	T	TFL	SK	QH	FF	FR	INT	PD	A	T	TFL	SK	QH	FF	FR	INT	PD			
	vs JAC - 9/9*.....3	4	7	0	0.0	0	0	0	1	1	at SF - 9/14 *.....7	3	10	0	0.0	0	0	0	0	0	
	at IND - 9/16*.....7	2	9	0	0.0	0	0	0	1	1	vs. DET - 9/20*....4	3	7	0	0.0	2	1	0	0	0	
	vs SF - 9/23*.....3	6	9	0	0.0	0	0	0	1	1	vs. SD - 9/27*.....8	3	11	1	0.0	1	0	0	0	0	
	at DET - 9/30*.....3	2	5	0	0.0	0	0	0	0	3	at DEN - 10/4 *....4	4	8	0	0.0	0	0	0	1	1	
	vs TEN - 10/7*.....2	0	2	0	0.0	0	0	1	0	0	vs. KC - 10/18*....3	2	5	0	0.0	0	0	0	0	0	
	at WAS - 10/14*...1	3	4	0	0.0	0	0	0	0	1	at DET - 10/25*....4	4	8	1	1.0	0	0	0	0	0	
	vs ARZ - 10/21*...5	4	9	0	0.0	0	0	0	1	1	at CHI - 11/1 *.....3	5	8	0	0.0	2	0	0	0	0	
	vs TB - 10/25*.....10	1	11	0	0.0	0	0	0	0	0	vs. STL - 11/8 *...2	0	2	0	0.0	1	0	0	0	0	
EXECUTIVES	2012.....U										2015.....U										
	A	T	TFL	SK	QH	FF	FR	INT	PD	A	T	TFL	SK	QH	FF	FR	INT	PD			
	at SEA - 11/4*.....6	4	10	0	0.0	0	0	0	1	4	at OAK - 11/15*...8	2	10	0	0.0	0	0	0	0	0	
	vs DET - 11/11*....4	4	3	7	0	0.0	0	0	0	0	vs. GB - 11/22 *...3	2	5	0	0.0	0	0	0	0	0	
	at CHI - 11/25*.....5	2	7	1	0.0	0	0	0	0	0	at ATL - 11/29INACTIVE										
	at GB - 12/2*.....8	4	12	0	0.0	0	0	0	1	1	vs. SEA - 12/6 *...2	0	2	1	0.0	0	0	0	0	0	
	vs CHI - 12/9*.....4	3	7	0	0.0	1	0	0	1	1	at AZ - 12/10.....INACTIVE										
	at STL - 12/16*.....8	4	12	0	0.0	0	0	0	0	0	vs. CHI - 12/20.....INACTIVE										
	at HOU - 12/23*...5	5	10	1	1.0	4	1	0	0	1	vs. NYG - 12/27*...3	3	6	0	0.0	0	0	0	1	1	
	vs GB - 12/30*...5	3	8	0	0.0	0	0	0	0	2	at GB - 1/3/16*....5	0	5	0	0.5	0	0	0	0	0	
COACHES	2012...GP/GS:16/16....70										2015...GP/GS:16/16....56										
	59	129	2	1.0	5	1	1	3	13	31	87	3	1.5	6	1	0	2	2			
	2012 PLAYOFFS										2015 PLAYOFFS										
	at GB - 1/5/13*.....7	1	8	2	0.0	0	0	0	0	0	vs. SEA* - 1/10/16* 3	1	4	1	0.0	0	0	0	0	1	
	STAFF	2013.....U										2016.....U									
		A	T	TFL	SK	QH	FF	FR	INT	PD	A	T	TFL	SK	QH	FF	FR	INT	PD		
		at DET - 9/8*.....7	3	10	0	0.0	0	0	1	0	1	at TN - 9/11*.....6	3	9	1	0.0	0	0	0	0	1
		at CHI - 9/15*.....8	3	11	0	0.0	0	0	0	1	1	vs. GB - 9/18*....5	3	8	0	0.0	0	0	0	0	0
		vs. CLE - 9/22*....6	0	6	1	0.0	0	0	0	1	1	at CAR - 9/25*....6	0	6	1	1.0	1	0	0	0	0
		vs. PIT - 9/29*....6	2	8	0	0.0	0	0	0	0	0	vs. NYG - 10/3*....6	3	9	0	0.0	0	0	0	0	0
vs. CAR - 10/13*...3		3	6	0	0.0	0	0	0	0	0	vs. HOU - 10/9*....5	3	8	0	0.0	0	0	0	0	1	
at NYG - 10/21*...INJURED RESERVED - DESIGNATED FOR RETURN											at PHI - 10/23*....4	7	11	0	0.0	0	0	1	0	0	
vs. GB - 10/27*...INJURED RESERVED - DESIGNATED FOR RETURN											at CHI - 10/31*....4	2	6	0	0.0	0	0	0	0	0	
at DAL - 11/3*.....INJURED RESERVED - DESIGNATED FOR RETURN											vs. DET - 11/6*....5	4	9	0	0.0	1	0	0	0	0	
PLAYERS	2013.....U										2016.....U										
	A	T	TFL	SK	QH	FF	FR	INT	PD	A	T	TFL	SK	QH	FF	FR	INT	PD			
	vs. WAS - 11/7*....INJURED RESERVED - DESIGNATED FOR RETURN										at WAS - 11/13*...3	3	6	0	0.0	0	0	0	1	1	
	at SEA - 11/17*....INJURED RESERVED - DESIGNATED FOR RETURN										vs. ARI - 11/20*...9	1	10	1	1.0	1	0	0	0	0	
	at GB - 11/24*....INJURED RESERVED - DESIGNATED FOR RETURN										at DET - 11/24*...3	4	7	0	0.0	2	0	0	0	0	
	vs. CHI - 12/1*....INJURED RESERVED - DESIGNATED FOR RETURN										vs. DAL - 12/1*...7	1	8	1	0.0	0	0	0	0	0	
	at BAL - 12/8*....INJURED RESERVED - DESIGNATED FOR RETURN										at JAX - 12/11.....INACTIVE										
	vs. PHI - 12/15.....6	3	9	0	0.0	0	0	0	0	0	vs. IND - 12/18.....INACTIVE										
	at CIN - 12/22*...6	1	7	0	0.0	0	0	0	0	0	at GB - 12/24*....4	0	4	0	0.0	0	0	0	0	0	
	vs. DET - 12/29*...8	1	9	1	0.0	0	0	0	0	0	vs. CHI - 1/1/17*...3	0	3	0	0.0	0	0	0	0	0	
ROOKIES	2013 GP/GS:8/7.....50										2016...GP/GS:14/14....70										
	16	66	2	0.0	0	0	1	2	3	34	104	4	2.0	5	0	1	0	3			
	2014.....U										2017.....U										
	A	T	TFL	SK	QH	FF	FR	INT	PD	A	T	TFL	SK	QH	FF	FR	INT	PD			
	at STL - 9/7*.....4	0	4	1	1.0	2	0	0	1	1	vs. NO - 9/11*....3	4	7	0	0.0	0	0	0	0	1	
	vs. NE - 9/14*....7	6	13	0	0.0	0	0	0	0	0	at PIT - 9/17*....2	4	6	0	0.0	0	0	0	0	0	
	at NO - 9/21*....4	4	8	0	0.0	0	0	0	0	3	vs. TB - 9/24*....6	2	8	0	0.0	0	0	0	1	2	
	vs. ATL - 9/28*...5	4	9	0	0.0	0	0	0	1	1	vs. DET - 10/1*....4	0	4	1	0.0	1	0	0	0	0	
	at GB - 10/2*.....6	1	7	0	0.0	0	0	0	1	1	at CHI - 10/9*....1	5	6	1	0.0	1	0	0	1	2	
	vs. DET - 10/12*...2	2	4	0	0.0	0	0	0	0	0	vs. GB - 10/15*....4	1	5	2	1.5	4	0	0	1	2	
2017 SEASON	2013 GP/GS:8/7.....50										2016...GP/GS:14/14....70										
	16	66	2	0.0	0	0	1	2	3	34	104	4	2.0	5	0	1	0	3			
	2014.....U										2017.....U										
	A	T	TFL	SK	QH	FF	FR	INT	PD	A	T	TFL	SK	QH	FF	FR	INT	PD			
	at BUF - 10/19*...5	0	5	0	0.0	1	1	0	0	0	vs. BAL - 10/22*...2	2	4	1	0.0	0	0	0	0	0	
	at TB - 10/26*....2	4	6	0	0.0	0	0	0	0	0	at CLE - 10/29*...7	3	10	1	0.0	2	0	0	0	1	
	vs. WAS - 11/2*...10	2	12	0	0.0	0	0	0	0	0	at WAS - 11/12*...10	2	12	2	0.0	0	0	0	0	0	
	at CHI - 11/16*....2	2	4	0	0.0	0	0	0	1	1	vs. LAR - 11/19*...2	0	2	0	0.0	0	0	0	0	2	
	vs. GB - 11/23*...6	6	12	0	0.0	0	0	0	0	1	at DET - 11/23*...4	2	6	0	0.0	0	0	0	0	1	
	vs. CAR - 11/30*...6	2	8	2	1.0	0	0	0	0	0	at ATL - 12/3*....5	1	6	0	0.0	1	0	0	0	0	
RECORDS	2013 GP/GS:8/7.....50										2016...GP/GS:14/14....70										
	16	66	2	0.0	0	0	1	2	3	34	104	4	2.0	5	0	1	0	3			
	2014.....U										2017.....U										
	A	T	TFL	SK	QH	FF	FR	INT	PD	A	T	TFL	SK	QH	FF	FR	INT	PD			
	vs. NYJ - 12/7*....7	2	9	1	1.0	0	0	0	0	0	at CAR - 12/10*...0	1	1	0	0.0	0	0	0	0	0	
	at DET - 12/14*....8	0	8	0	0.0	0	0	0	0	0	vs. CIN - 12/17*...2	2	4	1	0.0	0	0	0	0	0	
	at MIA - 12/21*...3	2	7	0	0.0	0	0	0	1	1	at GB - 12/23*...5	2	7	1	0.0	1	0	0	2	2	
	vs. CHI - 12/28*...3	1	4	0	0.0	0	0	0	0	0	vs. DET - 12/31*...4	1	5	0	0.0	0	0	0	0	2	
	2014...GP/GS:16/16....82	38	120	4	3.0	3	1	0	5	9	2017..GP/GS: 16/16....61	32	93	10	1.5	10	0	0	5	15	
	PLAYOFF RECORDS	2013 GP/GS:16/16....82										2017..GP/GS: 16/16....61									
38		120	4	3.0	3	1	0	5	9	32	93	10	1.5	10	0	0	5	15			
2017 PLAYOFFS										2017 PLAYOFFS											
vs. NO - 1/14/18*..4		2	6	1	1.0	0	0	0	0	1	at PHI - 1/21/18*..6	0	6	0	0.0	0	0	0	0	0	
at PHI - 1/21/18*..6		0	6	0	0.0	0	0	0	0	0	2017...GP/GS: 2/2....10	2	12	1	1.0	0	0	0	0	1	
HISTORY		2017...GP/GS: 2/2....10										2017...GP/GS: 2/2....10									
		2	12	1	1.0	0	0	0	0	1	2	12	1	1.0	0	0	0	0	0	1	
		2017...GP/GS: 2/2....10										2017...GP/GS: 2/2....10									
		2	12	1	1.0	0	0	0	0	1	2	12	1	1.0	0	0	0	0	0	1	
		2017...GP/GS: 2/2....10										2017...GP/GS: 2/2....10									
	2	12	1	1.0	0	0	0	0	1	2	12	1	1.0	0	0	0	0	0	1		
	2017...GP/GS: 2/2....10										2017...GP/GS: 2/2....10										
	2	12	1	1.0	0	0	0	0	1	2	12	1	1.0	0	0	0	0	0	1		
	2017...GP/GS: 2/2....10										2017...GP/GS: 2/2....10										
	2	12	1	1.0	0	0	0	0	1	2	12	1	1.0	0	0	0	0	0	1		
EXTRA POINTS	2017...GP/GS: 2/2....10										2017...GP/GS: 2/2....10										
	2	12	1	1.0	0	0	0	0	1	2	12	1	1.0	0	0	0	0	0	1		
	2017...GP/GS: 2/2....10										2017...GP/GS: 2/2....10										
	2	12	1	1.0	0	0	0	0	1	2	12	1	1.0	0	0	0	0	0	1		
	2017...GP/GS: 2/2....10										2017...GP/GS: 2/2....10										
	2	12	1	1.0	0	0	0	0	1	2	12	1	1.0	0	0	0	0	0	1		
	2017...GP/GS: 2/2....10										2017...GP/GS: 2/2....10										
	2	12	1	1.0	0	0	0	0	1	2	12	1	1.0	0	0	0	0	0	1		
	2017...GP/GS: 2/2....10										2017...GP/GS: 2/2....10										
	2	12	1	1.0	0	0	0	0	1	2	12	1	1.0	0	0	0	0	0	1		

SMITH'S TOUCHDOWNS

GAME	PLAY
vs. Arizona, 10/21/12	31 INT return
vs. Chicago, 12/9/12	56 INT return
@ St. Louis, 9/7/14	81 INT return
vs. N.Y. Giants, 12/27/15	35 INT return
Total	4 (4 INTs)

SMITH'S INTERCEPTIONS

GAME	QB	INT (Yds)
vs. Arizona, 10/21/12	John Skelton	1 (31t)
@ Green Bay, 12/2/12	Aaron Rodgers	1 (0)
vs. Chicago, 12/9/12	Jay Cutler	1 (56t)
@ Chicago, 9/15/13	Jay Cutler	1 (0)
vs. Cleveland, 9/22/13	Brian Hoyer	1 (4)
@ St. Louis, 9/7/14	Austin Davis	1 (81t)
vs. Atlanta, 9/28/14	Matt Ryan	1 (1)
@ Green Bay, 10/2/14	Matt Flynn	1 (5)
@ Chicago, 11/16/14	Jay Cutler	1 (52)
@ Miami, 12/21/14	Ryan Tannehill	1 (11)
@ Denver, 10/4/15	Peyton Manning	1 (0)
vs. N.Y. Giants, 12/27/15	Eli Manning	1 (35t)
vs. Tampa Bay, 9/24/17	Jameis Winston	1 (12)
at Chicago, 10/9/17	Mitchell Trubisky	1 (-6)
vs. Green Bay, 10/15/17	Brett Hundley	1 (19)
at Green Bay, 12/23/17	Brett Hundley	2 (17)
Total		17 (319)

SMITH'S SACKS

GAME	QB	SACK
@ Houston, 12/23/12	T.J. Yates	1.0
@ St. Louis, 9/7/14	Austin Davis	1.0
vs. Carolina, 11/30/14	Cam Newton	1.0
vs. New York Jets, 12/7/14	Geno Smith	1.0
@ Detroit, 10/25/15	Matthew Stafford	1.0
@ Green Bay, 1/3/16	Aaron Rodgers	0.5
@ Carolina, 9/25/16	Cam Newton	1.0
vs. Arizona, 11/20/16	Carson Palmer	1.0
vs. Green Bay, 10/15/17	Brett Hundley	1.5
Total		9.0

HARASSIN' SMITH

Safety Harrison Smith set a Vikings record with his 4th career INT return TD, snapping the mark of 3 that was shared by 8 players. Smith's nose for the end zone has made him one of the top big-play defenders in the NFL since he entered the league in 2012.

VIKINGS CAREER INTERCEPTIONS RETURNED FOR TDs

PLAYER	TDs/INTs
Harrison Smith	4/17
Darren Sharper	3/18
Jimmy Hitchcock	3/9
Dewayne Washington	3/10
Audray McMillian	3/19
Joey Browner	3/37
Bobby Bryant	3/51
Ed Sharockman	3/40
Rip Hawkins	3/12

VIKINGS SEASON INTERCEPTIONS RETURNED FOR TDs

PLAYER, YEAR	TDs
Jimmy Hitchcock, 1998	3
Darren Sharper, 2005	2
Carl Lee, 1988	2
Dewayne Washington, 1994	2
Anthony Parker, 1994	2
Audray McMillian, 1992	2
Harrison Smith, 2012	2

VIKINGS CAREER INT RETURNS OF 50+ YARDS

PLAYER, YEARS	50+ RETURNS
Harrison Smith, 2012-15	3 (56t, 81t, 52)
Charlie West, 1968-73	3 (89, 54, 50)

VIKINGS SINGLE-SEASON SACKS BY DEFENSIVE BACKS

PLAYER, YEAR	SACKS
Robert Griffith, 1999	4
Harrison Smith, 2014	3
Brian Williams, 2003	3
Joey Browner, 1990	3
Tommy Hannon, 1979	3

VIKINGS CAREER SACKS BY DEFENSIVE BACKS

PLAYER	SACKS
Joey Browner	9.5
Harrison Smith	9.0
Robert Griffith	7.5
Karl Kassulke	7.5

VIKINGS CAREER TACKLES BY DEFENSIVE BACKS

PLAYER	YEAR
Tommy Hannon	1,056
Joey Browner	987
Antoine Winfield	769
Robert Griffith	714
Carl Lee	702
Paul Krause	666
Harrison Smith	599
John Turner	553

SUPER BOWLS IN MINNESOTA

U.S. Bank Stadium hosted Super Bowl LII in February 2018, providing a much different setting than the only other Super Bowl in Minnesota. Philadelphia completed a run to the 1st Super Bowl title in franchise history with an upset win over New England, 41-33 in a thriller. Philadelphia was down 33-32 in the 4th quarter but scored the final 9 points of the game for the win. The Hubert H. Humphrey Metrodome hosted Super Bowl XXVI between Buffalo and Washington on January 26, 1992 and witnessed a 37-24 Redskins win. The Redskins went 14-2 in the regular season and the Bills were 13-3, both earning the #1 seed in their conference playoffs.

Washington jumped out to an early lead and built the advantage to 24-0 in the 3rd quarter, a deficit that Buffalo could not overcome. Redskins QB Mark Rypien was named MVP of the game after going 18-of-33 for 292 yards with 2 TDs and 1 INT. The game was broadcast to an estimated 79.6 million viewers on CBS with John Madden and Pat Summerall calling the action. The halftime show included Gloria Estefan singing and Olympic skaters Brian Boitano and Dorothy Hamill performing.

Super Bowl XXVI was part of an amazing triple crown of sporting events to take place in the Metrodome over a 12-month span. The stadium hosted the World Series between the Twins and Braves, the Super Bowl and the NCAA Men's Final Four featuring Duke topping Michigan for the title. The Metrodome is the only stadium to play host to all 3 events in a year.





19

ADAM THIELEN

POSITION: Wide Receiver
HEIGHT/WEIGHT: 6-2/200
DOB: 8-22-90
HOMETOWN: Detroit Lakes, MN

COLLEGE: Minnesota State
ACQUIRED: UDFA 2013
NFL SEASON: 5
VIKINGS SEASON: 5

2017 GP/GS	Career GP/GS	Playoffs GP/GS
16/16	64/30	3/2

• Selected to his 1st career Pro Bowl and earned 2nd Team All-Pro honors in 2017.

• Finished the 2017 regular season with 91 receptions (7th best in team history) and 1,267 receiving yards (9th best).

• Hauled in 12 catches for 202 yards and 2 TDs at Green Bay on 12/24/16, the 4th-most ever by a Viking in a single regular-season game and the highest ever by a Viking against Green Bay.

OFF THE FIELD Majored in management and earned bachelor's degree from MSU...Married to college sweetheart, Caitlin, who played soccer at Minnesota State-Mankato, in May of 2015 and the couple had a son, Asher, born in October of 2016...Joins Tom Compton (Rosemount), C.J. Ham (Duluth), Marcus Sherels (Rochester), Jake Wienieke (Maple Grove) and Brandon Zylstra (Spicer) as Minnesotans on the Vikings roster in 2018...Avid golfer, spends time golfing in Arizona and Florida in the offseason...A Detroit Lakes, Minnesota native, was a 4-sport standout athlete in HS for the Lakers (football, basketball, baseball, golf)...Helped his team to a state championship on the golf course...Active in Vikings community relations efforts, including work with the Humane Society with his wife, as well as attending the 2015 Vikings Arctic Blast in Thief River Falls and 2016 Winterfest in Duluth...Hosts youth football camps in the Twin Cities and his hometown Detroit Lakes...Opened a gym, ETS Elite Thielen during the 2016 offseason in Lakeville, Minnesota, just south of the Twin Cities.

HONORS Named 2nd-Team All-Pro in 2017...Selected to the 2017 Pro Bowl...Named the 2017 Minnesota Vikings Offensive Player of the Year...Man of the Match vs. Cleveland (10/29/17) at Twickenham Stadium (London, England)...Voted #36 on the NFL's Top 100 list after the 2017 season...2015 Vikings Special Teams Player of the Year...NFC Special Teams Player of the Week vs. Carolina (11/30/14).

PRO Detroit Lakes, native had a breakout season in 2016 after playing mostly on special teams early in his career, setting career highs in receptions (69), receiving yards (967), 100-yard games (3) and receiving touchdowns (5)...Signed an extension with the Vikings during the 2017 offseason...Turned in the best game of his young career at Green Bay (12/24/16) with 12 receptions for 202 yards and 2 TDs, the only Viking with 12+ receptions against the Packers...Has 3 career 100+ yard receiving games...Played in all 16 games for the Vikings the past 3 seasons...Named Vikings Vikings Special Teams Player of the Year in 2015...Earned NFC Special Teams Player of the Week honors after scoring his first NFL TD against the Carolina Panthers (11/30/14), blocking a Brad Nortman punt and returning it 30 yards for a TD...Became the 4th player to block a punt and return it for a TD in Vikings history...Hauled in his 1st receiving TD Week 17 against Chicago (12/28/14), a 44-yard pass from Teddy Bridgewater, marking the game's only TD...Continued to develop throughout 2013 season and spent all 16 weeks on Vikings practice squad...Earned invitation to continue with team following 2013 Vikings rookie camp and earned rookie free agent contract...Competed in scouting regional in Chicago and Dallas that led to his invite to the Vikings rookie camp in 2013.

2017 Finished with career-highs in receptions (91), receiving yards (1,276) and games started (16), finishing with the 9th most yards in team history and 7th-most receptions to earn **All-Pro** honors...Hauled in 3 catches for 28 yards at Philadelphia (1/21/18)...Caught 6 passes for 74 yards in his first career playoff start, vs. New Orleans (1/14/18) in the Divisional Round, as

the Vikings beat the Saints on a 61-yard TD as time expired...Grabbed 6 catches for 61 yards vs. Chicago (12/31) to finish the regular season with 91 catches for 1,276 yards, joining Rod Smith and Wes Welker as the only undrafted players to record a season with at least 90 catches and 1,200 yards...Hauled in 2 catches for 24 yards at Green Bay (12/23)...Caught 3 passes for 30 yards vs. Cincinnati (12/17) as the Vikings clinched the NFL North title...Recorded his 4th 100-yard performance of the season, hauling in 6 catches for 105 yards and a 52-yard TD at Carolina (12/10)...Caught 4 passes for 51 yards at Atlanta (12/3)...Grabbed 8 catches for 89 yards at Detroit (11/23) on Thanksgiving Day...Posted his 3rd 100-yard performance of the season, tying a single-season career-high and grabbed a TD in a third consecutive game, a new career-high, finishing the day vs. L.A. Rams (11/19) with 6 catches for 123 yards and a TD...Came out of the bye week firing on all cylinders, racking up 166 yards on 8 catches at Washington (11/12) with his 2nd TD in as many games, extending his streak of at least 5 catches to 9 games, tied for tops in the NFL, while also collecting his 5th game with over 100 receiving yards in his career...Continued his streak of at least 5 receptions in each game of 2017, hauling in 5 for 98 yards and his 1st TD of the season to earn 'Man of the Match' honors vs. Cleveland (10/29) at Twickenham Stadium in London, England as a part of the NFL's International Series...Caught 5 passes for 41 yards vs. Baltimore (10/22) becoming the only player in the NFL to have at least 5 catches in each of the 1st 7 weeks...Led the team with 9 catches for 96 yards vs. Green Bay (10/15) and has now totaled 21 catches for 298 yards in his last 2 games vs. GB...Tallied 5 catches for 34 yards at Chicago (10/9) with 1 rush for 11 yards...Caught 5 passes for 59 yards vs. Detroit (10/1)...Hauled in 5 catches for 98 yards vs. Tampa Bay (9/24) and currently sits 2nd in the NFL in receiving yards (299) behind Antonio Brown (354)...Led the Vikings with 5 receptions at Pittsburgh (9/17) totaling 44 yards...His 5 receptions pushed him over the 100 reception mark for his career...Turned in a career-game to start off the season vs. New Orleans (9/11) with 9 catches for 157 yards, the 2nd-most receiving yards by a Vikings WR in a season opening game and the 3rd most by a Vikings WR on *Monday Night Football*.

2016 Turned in a banner year with career-highs in receptions (69), receiving yards (967) and touchdowns (5) as he quickly developed a rapport with new Vikings QB Sam Bradford...His 967 receiving yards led the team, and his 3 100-yard receiving games was tied with Stefon Diggs for the team lead...Turned in the best game of his young career at Green Bay (12/24) with 12 receptions for 202 yards and 2 TDs, the 3rd Viking to haul in 200+ yards and the first Viking with 12+ receptions against the Packers...Registered the 2nd 100-yard receiving game of his career with 101 yards on 4 catches at Jacksonville (12/11) as well as moving over the 1,000 receiving yards mark for his career...Set a then career-high with 8 receptions for 53 yards at Detroit (11/24)...Caught 4 passes for 68 yards vs. Detroit including 3 passes for 52 yards on the final drive of the 4th quarter...Started and set new career bests in receptions (7) and receiving yards (127), as well as scoring his 3rd career receiving TD vs Houston (10/9)...Caught 3 passes for 29 yards at Carolina (9/25), including a diving, 1-handed, 19-yard reception in the 4th quarter converting on a key 3rd down...Also had 1 special teams stop against the Panthers...Tied for the team lead with 2 special teams tackles and caught 4 passes for 54 yards at Tennessee (9/11).

2015 Took over leadership role on special teams and played in every phase...Honored as Vikings Special Teams Player of the Year...Ranked tied for 2nd in special teams tackles with 10...Notched 1st career rushing attempts, posting best offensive day in regular-season finale at Green Bay (1/3/16) when the

Vikings clinched NFC North title at Lambeau Field, wresting the crown away from the Packers after a 4-year run as champs...Ran for 67 yards on 2 carries, with a long of 41 on a fake punt, at Green Bay and added a 16-yard catch, ranking tied for 2nd in Vikings history for rushing yards in a game by a WR with the effort...Hauled in career-high 6 passes for 70 yards at eventual Super Bowl champions Denver (10/4)...Had season-long 30-yard catch at Detroit (10/25).

2014 Earned a spot on the 53-man roster to start the 2014 campaign...Made NFL debut at St. Louis (9/7)...A special teams ace, finished tied for 2nd in special teams tackles, totaling 12 on the season...Named NFC Special Teams Player of the Week after blocking a punt against Carolina (11/30) and returning it 30 yards to paydirt, at the time was the longest blocked punt returned for a TD in team history, a record that was broken in the same game by DE Everson Griffen...1st NFL reception came at Green Bay (10/2), led the team in receiving that game, finishing with 4 receptions for 57 yards...Recorded 1st NFL receiving TD Week 17 vs. the Bears (12/28), a 44-yard strike from QB Teddy Bridgewater, marking the game's only TD.

2013 Earned practice squad position throughout entire season...Saw preseason action with Vikings at WR and on special teams...Was signed on 5/6 to rookie free agent contract following Vikings rookie camp when unsigned rookies are invited to practice with draft choices and rookie free agent signings to showcase their ability...Released on 8/31 and signed on 9/1 to the Vikings practice squad for the remainder of the season.

THIELEN'S NFL TOTALS

Year	GP/GS	RUSHING					RECEIVING					
		No.	Yds.	Avg.	Lg	TD	No.	Yds.	Avg.	Lg	TD	STT
2014 (Min)	16/2	0	0	0.0	0	0	8	137	17.1	44t	1	12
2015 (Min)	16/2	4	89	22.3	41	0	12	144	12.0	30	0	10
Playoffs	1/0	0	0	0.0	0	0	0	0	0.0	0	0	0
2016 (Min)	16/10	2	15	7.5	11	0	69	967	14.0	71t	5	3
2017 (Min)	16/16	1	11	11.0	11	0	91	1,276	14.0	65t	4	0
Playoffs	2/2	0	0	0.0	0	0	6	74	12.3	24	0	0
Total	64/30	7	115	16.4	41	0	180	2,524	14.0	71t	10	25
Playoffs	3/2	0	0	0.0	0	0	9	102	11.3	24	0	0

SINGLE-GAME CAREER HIGHS

Receptions	12	at Green Bay, 12/24/16
Receiving Yards	202	at Green Bay, 12/24/16
Long Reception	71t	at Green Bay, 12/24/16
TD Receptions	2	at Green Bay, 12/24/16
Rushes	2	at Green Bay, 1/3/16
Rushing Yards	67	at Green Bay, 1/3/16
Long Rush	41	at Green Bay, 1/3/16
Special Teams Tackles	3	at Chicago, 11/16/14
Blocked Punt Return	1	vs. Carolina, 11/30/14
Long Blocked Punt Return	30t	vs. Carolina, 11/30/14
Kickoff Return	1	3x, last at Green Bay, 12/24/16
Long Kickoff Return	21	vs. Green Bay, 11/23/14
Punt Return	2	2x, last vs. Dallas, 12/1/16
Long Punt Return	9	at Jacksonville, 12/11/16

COLLEGE Started 37 of his 46 career games at Minnesota State...Ended college career ranked #2 in school history in receptions (198), 3rd in receiving yards (2,802), 3rd in receiving TDs (20), 3rd in punt return yards (582) and 3rd in punt returns (57)...Had 74 receptions for 1,176 yards and 8 TDs as a senior...Named 1st-Team All-Northern Sun Conference South Division as a senior and 2nd-Team as a junior...Helped lead the Mavericks to a 13-1 record and a national semifinal berth as a senior...7th MSU Alumni to play in the NFL, joining Bob Bruer (1979-80 with San Francisco; 1980-83 with Minnesota) and Tywan Mitchell (2000-01 with Arizona) as the only 3 former Mavericks to play in a non-lockout NFL regular season.

PREP 4-sport standout at Detroit Lakes High in Northern Minnesota, competing in football, basketball, golf and baseball...Helped team to a 9-1 mark as a senior and named All-State...Member of Lakers state champs golf team...Played basketball for the Lakers and considered playing collegially.

VIKINGS 200-YARD RECEIVING DAYS (Regular season only)		
PLAYER	GAME	Yds/Rec/TD
Sammy White, vs. Detroit,	11/7/76	210/7/1
Randy Moss, at Chicago,	11/14/99	204/12/0
Adam Thielen, at Green Bay,	12/24/16	202/12/2
Paul Flatley, at San Francisco,	10/24/65	202/7/2
Sidney Rice, vs. Detroit,	11/15/09	201/7/0

THIELEN'S TOUCHDOWNS	
GAME	PLAY
vs. Carolina, 11/30/14	30-yard blocked punt return
vs. Chicago, 12/28/14	44-yard catch from Bridgewater
vs. Houston, 10/9/16	36-yard catch from Bradford
at Washington, 11/13/16	1-yard catch from Bradford
vs. Arizona, 11/20/16	16-yard catch from Bradford
at Green Bay, 12/24/16	71-yard catch from Bradford
.....	8-yard catch from Bradford
at Cleveland (UK), 10/29/17	18-yard catch from Keenum
at Washington, 11/12/17	1-yard catch from Keenum
vs. L.A. Rams, 11/19/17	65-yard catch from Keenum
at Carolina, 12/10/17	52-yard catch from Keenum
Total	11 (1 BPR, 10 receiving)

THIELEN'S 100-YARD GAMES (6)	
Game	Yds/Rec/TD
10/9/16 vs. Houston	127/7/1
12/11/16 at Jacksonville	101/4/0
12/24/16 at Green Bay	202/12/2
9/11/17 vs. New Orleans	157/9/0
11/12/17 at Washington	166/8/1
11/19/17 vs. L.A. Rams	123/6/1
12/10/17 at Carolina	105/6/1

THIELEN'S CAREER GAME-BY-GAME (* starts)

		RECEIVING				
2014.....	MINNESOTA.....	No.	Yards	Avg.	Long	TD
9/7.....	@ St. Louis.....	0	0	0	0	0
9/14.....	New England.....	0	0	0	0	0
9/21.....	@ New Orleans*.....	0	0	0	0	0
9/28.....	Atlanta.....	0	0	0	0	0
10/2.....	@ Green Bay.....	4	57	14.3	17	0
10/12.....	Detroit.....	0	0	0	0	0
10/19.....	@ Buffalo*.....	0	0	0	0	0
10/26.....	@ Tampa Bay.....	0	0	0	0	0
11/2.....	Washington.....	0	0	0	0	0
11/16.....	@ Chicago.....	0	0	0	0	0
11/23.....	Green Bay.....	0	0	0	0	0
11/30.....	Carolina.....	0	0	0	0	0
12/7.....	N.Y. Jets.....	0	0	0	0	0
12/14.....	@ Detroit.....	0	0	0	0	0
12/21.....	@ Miami.....	1	12	12.0	12	0
12/28.....	Chicago.....	3	68	22.6	44t	1
Totals..	GP/GS: 16/2	8	137	17.1	44t	1

CAN'T FIGHT THIS THIELEN ANYMORE

Adam Thielen has shown a knack for making big plays in big situations during his Vikings career. He has excelled on special teams, receiving and rushing the ball.

MOST RUSHING YARDS IN A GAME BY VIKINGS WRs

PLAYER, GAME	YARDS
Cordarrelle Patterson, at St. Louis, 9/7/14.....	102
Adam Thielen, at Green Bay, 1/3/16	67
Percy Harvin, at Kansas City, 10/2/11.....	67

LONGEST VIKINGS FAKE PUNTS

PLAYER, GAME	YARDS
Andrew Sendejo, at Chicago, 9/7/14.....	48 run
Bobby Walden, vs. San Francisco, 10/30/66.....	45 run
Adam Thielen, at Green Bay, 1/3/16	41 run

LONGEST BLOCKED PUNT RETURN TDs BY VIKINGS

PLAYER, GAME	YARDS
Everson Griffen, vs. Carolina, 11/30/14.....	43t
Adam Thielen, vs. Carolina, 11/30/14	30t
Nate Allen, vs. NY Giants, 10/17/76.....	28t

		RECEIVING					RUSHING				
2015.....	MINNESOTA.....	No.	Yards	Avg.	Long	TD	Att.	Yards	Avg.	Long	TD
9/14.....	@ San Francisco.....	0	0	0.0	0	0	0	0	0.0	0	0
9/20.....	Detroit.....	0	0	0.0	0	0	0	0	0.0	0	0
9/27.....	San Diego.....	2	16	8.0	11	0	0	0	0.0	0	0
10/4.....	at Denver.....	6	70	11.7	18	0	0	0	0.0	0	0
10/18.....	Kansas City.....	0	0	0.0	0	0	0	0	0.0	0	0
10/25.....	@ Detroit.....	1	30	30.0	30	0	0	0	0.0	0	0
11/1.....	@ Chicago.....	0	0	0.0	0	0	0	0	0.0	0	0
11/8.....	St. Louis.....	0	0	0.0	0	0	0	0	0.0	0	0
11/15.....	@ Oakland.....	0	0	0.0	0	0	1	14	14.0	14	0
11/22.....	Green Bay.....	0	0	0.0	0	0	0	0	0.0	0	0
11/29.....	@ Atlanta.....	0	0	0.0	0	0	0	0	0.0	0	0
12/6.....	Seattle.....	0	0	0.0	0	0	0	0	0.0	0	0
12/10.....	@ Arizona.....	1	7	7.0	7	0	0	0	0.0	0	0
12/20.....	Chicago*.....	0	0	0.0	0	0	1	8	8.0	8	0
12/27.....	N.Y. Giants*.....	1	5	5.0	5	0	0	0	0.0	0	0
1/3/16.....	@ Green Bay.....	1	16	16.0	16	0	2	67	33.5	41	0
Totals	GP/GS: 16/2.....	12	144	12.0	30	0	4	89	22.3	41	0
PLAYOFFS											
1/10/16.....	Seattle.....	0	0	0.0	0	0	0	0	0.0	0	0



6 native Minnesotans are on the Vikings 2018 roster; (from L to R), WR Brandon Zylstra (New London-Spicer), WR Jake Wienieke (Maple Grove), OL Tom Compton (Rosemount), WR Adam Thielen (Detroit Lakes), FB C.J. Ham (Duluth Denfeld) and CB Marcus Sherels (Rochester John Marshall).

RECEIVING					
2016..... MINNESOTA	No.	Yards	Avg.	Long	TD
9/11..... @ Tennessee	4	54	13.5	21	0
9/18..... vs. Green Bay*	4	41	10.3	15	0
9/25..... @ Carolina	3	29	9.7	19	0
10/3..... vs. NY Giants	2	21	10.5	18	0
10/9..... vs. Houston*	7	127	18.1	36t	1
10/23... @ Philadelphia*	2	52	26.0	27	0
10/31... @ Chicago	3	40	13.3	21	0
11/6..... vs. Detroit*	4	68	17.0	29	0
11/13... @ Washington	3	21	7.0	11	1
11/20... vs. Arizona*	5	65	13.0	22	1
11/24... @ Detroit*	8	53	6.6	10	0
12/1... vs. Dallas	7	86	12.3	23	0
12/11... @ Jacksonville*	4	101	25.3	41	0
12/18... vs. Indianapolis*	0	0	0.0	0	0
12/24... @ Green Bay*	12	202	16.8	71t	2
1/1/17... vs. Chicago*	1	7	7.0	7	0
Totals.. GP/GS: 16/10.....	69	967	14.0	71t	5

THIELEN GOOD

Adam Thielen took another stride in 2017 as a playmaker for the Vikings offense in his 4th NFL season.

VIKINGS CATCHES OF 20+ YARDS IN 2017

PLAYER	20+ RECEPTIONS
Adam Thielen	20
Stefon Diggs	14
Jerick McKinnon	7

VIKINGS GAMES WITH 100+ RECEIVING YARDS IN 2017

PLAYER	100+ RECEIVING YARD GAMES
Adam Thielen	4 (vs. NO, at Was, vs. LAR, at Car)
Stefon Diggs and Jerick McKinnon	Tied with 1

TOP-5 DUO

The WR duo of Adam Thielen and Stefon Diggs has been the force behind the Vikings passing attack. Their combined 2,125 receiving yards is 3rd in the NFL.

WR DUO // TEAM

	YARDS
A. Brown / J. Smith-Schuster // PIT	1,533/917
J. Jones / M. Sanu // ATL	1,444/703
A. Thielen / S. Diggs // MIN	1,276/849
K. Allen / T. Williams // LAC	1,393/728
M. Jones / G. Tate // DET	1,101/1,003



Adam and his wife, Caitlin, partnered with his trainer, Ryan Englebert, and his wife, Heidi, to open ETS South Metro located in Lakeville. ETS Thielen utilizes the training programs that Thielen used to work his way from undrafted free agent to All Pro.

2017..... MINNESOTA	No.	Yards	Avg.	Long	TD
9/11.... vs. New Orleans*	9	157	17.4	44	0
9/17..... at Pittsburgh*	5	44	8.8	24	0
9/24.... s. Tampa Bay*	5	98	19.6	45	0
10/1..... vs. Detroit*	5	59	11.8	24	0
10/9.... at Chicago*	5	34	6.9	14	0
10/15... vs. Green Bay*	9	96	10.7	23	0
10/22... vs. Baltimore*	5	41	8.2	14	0
10/29... at Cleveland*	5	98	19.6	25	1
11/12... at Washington*	6	166	20.8	49	1
11/19... vs. LA Rams*	5	123	20.5	65t	1
11/23... at Detroit*	8	89	11.1	16	0
12/3..... at Atlanta*	4	51	12.8	22	0
12/10... at Carolina*	6	105	17.5	52	1
12/17... vs. Cincinnati*	3	30	10.0	21	0
12/23... at Green Bay*	2	24	12.0	21	0
12/31... vs. Chicago*	6	61	10.2	16	0
TOTALS GP/GS: 16/16	91	1,267	14.0	65t	4
2017 PLAYOFFS					
1/14/18 vs. New Orleans*	6	74	12.3	24	0
1/21/18 at Philadelphia*	3	28	9.3	12	0
TOTALS GP/GS: 2/2	9	102	11.3	24	0

DETROIT LAKES FINEST

After a breakout campaign in 2016, Adam Thielen has continued his success in 2017. The 4th-year WR has been crucial to the Vikings offense, leading the club in both receptions and receiving yards.

RECEIVING YARDS // 1ST 13 GAMES // VIKINGS HISTORY

PLAYER, YEAR	YARDS
Randy Moss, 2003	1,372
Randy Moss, 2000	1,196
Randy Moss, 2001	1,180
Adam Thielen, 2017	1,161

GAMES WITH 5+ RECEPTIONS // 2017

PLAYER, TEAM	GAMES
1) Jarvis Landry, MIA	15
2) Adam Thielen, MIN	13
3) Michael Thomas, NO	12
4) Demaryius Thomas, DEN	11

3RD-DOWN RECEPTIONS // 2017

PLAYER, GAME	RECEPTIONS
1t) Keenan Allen, LAC	36
1t) Adam Thielen, MIN	33
3) Larry Fitzgerald, ARI	30
4t) Michael Thomas, NO	28
4t) Jarvis Landry, MIA	28

3RD-DOWN RECEPTIONS FOR 1ST DOWNS // 2017

PLAYER, GAME	RECEPTIONS
1) Keenan Allen, LAC	30
2) Adam Thielen, MIN	25
3) Larry Fitzgerald, ARI	23
4t) DeAndre Hopkins, HOU	21
4t) Michael Thomas, NO	21



39

JACK TOCHO

POSITION: Safety
HEIGHT/WEIGHT: 6-0/202
DOB: 11-2-95
HOMETOWN: Charlotte, NC

COLLEGE: North Carolina State
ACQUIRED: D7d (#245) 2017
NFL SEASON: 1
VIKINGS SEASON: 1

2017 GP/GS	Career GP/GS	Playoffs GP/GS
PS	0/0	0/0

• Earned N.C. State's Deweyne Washington Award for Defensive Back of the Year as a sophomore in 2014.

OFF THE FIELD Majored in accounting at N.C. State... Completed his degree in 3 years and played his final year as a graduate... Son of Kenyan immigrants, he has traveled to Africa several times... Co-recipient of N.C. State's Bob Warren Award for integrity and sportsmanship in 2015... 2-time Academic All-ACC performer (2013 & 2014) and named to the 2014-15 ACC Academic Honor Roll.

PRO The 5th N.C. State player ever drafted by the Vikings, joining LB Audie Cole in 2012 (7th round, #210), CB Brian Williams in 2002 (4th round, #105), CB Deweyne Washington in 1994 (1st round, #18) and RB Ted Brown in 1979 (1st round, #16)... Had 3 separate stints on the Vikings practice squad in 2017 and signed a futures contract with Minnesota on 1/29/18.

2017 Drafted by the Vikings in the 7th round (245th overall)... Released during final cuts on 9/2 and had 3 separate stints on the team's practice squad throughout the season before signing a futures deal with the club on 1/29/18.

COLLEGE Started in 42-of-45 games during his career at N.C. State... Finished his Wolfpack career with 122 total tackles, 6 INTs and 26 PBUs... Elected team captain for the 2016 season and started all 13 games as a graduate-senior at CB... Started 9 games in 2015 at CB... Started all 13 games for the 1st time in his college career in 2014 and led the team with 11 PBUs while posting a personal-best 40 total tackles in a single season... Earned the team's Deweyne Washington Award for Defensive Back of the Year in 2014... 1 of 2 freshmen to start a game on defense in 2013 and would go on to start in 7 of 10 games... Received the 1st start of his career against Syracuse on 10/12/13, in which he recorded 2 INTs in 35 snaps before leaving the game with an shoulder injury... Named the ACC Rookie of the Week for performance against Syracuse... Tocho was also recognized by being name co-recipient of the team's Phillip Rivers Award, given to the Most Valuable Freshman.

PREP Played CB, RB and S for coach Bill Geiler at Independence HS in Charlotte, N.C.... He lead his team to a 10-3 record as well as the 2nd round of the state playoffs... Was named the school's 2012 Scholar Athlete of the Year... Named to the *Associated Press* All-State team as a senior... Recognized as the All-Southwestern Co-Defensive Player of the Year and Conference Performer in his year senior and year.



11

LAQUON TREADWELL

POSITION: Wide Receiver
HEIGHT/WEIGHT: 6-2/215
DOB: 6-14-95
HOMETOWN: Crete, IL

COLLEGE: Mississippi
ACQUIRED: D1 (#23) 2016
NFL SEASON: 3
VIKINGS SEASON: 3

2017 GP/GS	Career GP/GS	Playoffs GP/GS
16/7	25/8	2/0

• Holds 12 University of Mississippi records, including single-season receptions (82), single-season receiving yards (1,153), single-season receiving TDs (11) and career catches (202).

• The 1st Ole Miss WR drafted in the 1st round in school history and the 2nd Mississippi player drafted in 1st round by Vikings.

OFF THE FIELD Hosted his 1st football camp before the 2016 NFL Draft in Oxford, Mississippi, with the proceeds providing scholarships to low-income and underprivileged players... Stayed up until 2 a.m. following the Rebels Sugar Bowl victory, his final collegiate game, to sign autographs for every child and fan at team hotel... Spoke at 3 Chicago-area schools: Crete-Monee, Balmoral Elementary and Cottage Grove Upper Grade Center prior to the NFL Draft to encourage and thank the students... Close with his mother, Tami, who raised him along with 3 brothers and 2 sisters... Has a daughter, Madison, who attended the NFL Draft in his hometown of Chicago and went on stage with him when selected... Enjoys fishing and cooking and would like to start his own business.

PRO Enters his 3rd season as the 2nd-youngest Vikings WR on roster and younger than any 1st-round WR selected in the 2017 NFL Draft... Selected with the 23rd pick in the 2016 NFL

draft... Declared for the NFL Draft as a junior... Was the 2nd of 3 Ole Miss players to be selected in the 1st round of 2016... 4th WR chosen in the 1st round of 2016... 1st Mississippi WR drafted in the 1st round in school history... Formed a bond with Vikings 2nd-year WR Stefon Diggs, who offered guidance and support leading up to the NFL Draft.

2017 Totaled 20 catches for 200 yards while making 7 starts and appearing in all 16 games in his 2nd season... Played on offense at Philadelphia (1/21/18) in the NFC Championship Game... Played in his 1st career playoff game vs. New Orleans (1/14/18) as the Vikings clinched a berth to the NFC title game... Tied his career-high with 3 catches for 16 yards vs. Chicago (12/31)... Caught 1 pass for 9 yards and a key 3rd down conversion at Atlanta (12/3)... Played on offense at Detroit (11/23) on Thanksgiving Day... Caught 1 pass for 21 yards vs. Cleveland (10/29) at Twickenham Stadium in London, England as a part of the NFL's International Series... Tied his career-high with 3 catches and set a new career-high with 51 yards including a highlight-reel 1-handed catch vs. Green Bay (10/15)... Set career-highs with 3 catches for 33 yards at Pittsburgh (9/17)... Hauled in his 2nd career reception, a 7-yard grab vs. New Orleans (9/11) in the 1st start of his career.

2016 Appeared in 9 games... Hauled in his 1st career reception for 15 yards vs. Detroit (11/6)... Contributed on offense and special teams during his rookie campaign.

COLLEGE Appeared in 35 games, making 31 starts during his Mississippi career...Caught at least 2 passes in all 35 games... Had career highs in receptions (82), receiving yards (1,153) and TDs (11) as a junior...Biletnikoff Award finalist for best WR in the nation...All-American honors from multiple national outlets...All-SEC 1st-Team as voted on by the coaches...Midseason Comeback Player of the Year award from ESPN.com...Led SEC with 1,153 receiving yards and 2nd with 82 receptions...6 games with 100+ yards and 6-consecutive games with 1+ TD, both are single-season school records...Caught 5 passes for 80 yards and 1 TD while winning at #2 Alabama (9/19)...Career highs in receptions (14) and receiving yards (144) at #22 Memphis (10/17) and threw a 68-yard TD pass...Shined in the Sugar Bowl victory over Oklahoma State with 6 catches for 71 yards and a career-high 3 TDs...All-SEC 2nd-Team as a sophomore after having his season cut short due to a severe leg/ankle injury...Played in 9 games with 8 starts while totaling 48 receptions, 632 receiving yards and 5 TDs...Appeared in 13 games, making 12 starts at slot receiver as a true freshman...Named SEC Freshman of the Year by league coaches...1st player in school history to win the award...1st-Team Freshman All-American by 3 national outlets... Established freshman records at Ole Miss in receptions (72), receiving yards (608) and TDs (5). The 72 catches were 2nd-most in team history at the time.

TREADWELL'S NFL TOTALS

Year	GP/GS	No.	RECEIVING				Lg	TD	STT
			Yds.	Avg.					
2016 (Min).....	9/1	1	15	15.0			15	0	0
2017 (Min).....	16/7	20	200	10.0			25	0	0
Playoffs.....	2/0	0	0	0.0			0	0	0
Total.....	25/8	21	215	10.2			25	0	0
Playoffs.....	2/0	0	0	0.0			0	0	0

SINGLE-GAME CAREER HIGHS

Receptions.....3..... 4x, last vs. Chicago, 12/31/17
Receiving Yards51..... vs. Green Bay, 10/15/17
Long Reception25..... vs. Green Bay, 10/15/17

TREADWELL'S CAREER GAME-BY-GAME (* starts)

2016.....	MINNESOTA.....	No.	RECEIVING				Long	TD
			Yards	Avg.				
9/11.....	@ Tennessee.....	DID NOT PLAY						
9/18.....	vs. Green Bay.....	0	0	0.0	0	0	0	0
9/25.....	@ Carolina.....	INACTIVE						
10/3.....	vs. NY Giants.....	0	0	0.0	0	0	0	0
10/9.....	vs. Houston.....	0	0	0.0	0	0	0	0
10/23...	@ Philadelphia.....	INACTIVE						
10/31...@	Chicago.....	0	0	0.0	0	0	0	0
11/6.....	vs. Detroit.....	1	15	15.0	15	0		
11/13....	@ Washington.....	INACTIVE						
11/20...vs.	Arizona.....	0	0	0.0	0	0	0	0
11/24...@	Detroit*.....	0	0	0.0	0	0	0	0
12/1.....	vs. Dallas.....	0	0	0.0	0	0	0	0
12/11....	@ Jacksonville.....	0	0	0.0	0	0	0	0
12/18...vs.	Indianapolis.....	INACTIVE						
12/24....	@ Green Bay.....	INACTIVE						
1/1/17...vs.	Chicago.....	INACTIVE						
2016	(GP/GS: 9/1).....	1	15	15.0	15	0		

PREP Led Crete-Monee to its 1st-ever Illinois Class 6A state title...All-American selection by numerous national outlets...#1 WR prospect by various recruiting websites...Named Illinois Male Athlete of the Year by the NWI Times along with Chicago Player of the Year...1st-Team All-State as a junior and senior... As a senior, produced 81 catches for 1,424 yards and 16 TDs while rushing for 257 yards and 7 TDs while adding 56 tackles and 6 INTs on defense...Played DE and compiled 45 tackles, 10 TFL and 8.0 sacks as a junior...Recorded 75 catches for 1,391 yards and 18 TDs...Also played basketball at Crete-Monee.

2017.....	MINNESOTA.....	No.	Yards	Avg.	Long	TD
9/11.....	vs. New Orleans*.....	1	7	7.0	7	0
9/17.....	@ Pittsburgh*.....	3	33	11.0	15	0
9/24...vs.	Tampa Bay.....	1	2	2.0	2	0
10/1.....	vs. Detroit.....	0	0	0.0	0	0
10/9.....	@ Chicago*.....	0	0	0.0	0	0
10/15...vs.	Green Bay.....	3	51	17.0	25	0
10/22...vs.	Baltimore*.....	3	28	9.3	11	0
10/29...@	Cleveland.....	1	21	21.0	21	0
11/12....	@ Washington*.....	0	0	0.0	0	0
11/19....	vs. LA Rams.....	2	10	5.0	10	0
11/23...@	Detroit.....	0	0	0.0	0	0
12/3....	@ Atlanta.....	1	9	9.0	9	0
12/10...@	Carolina.....	2	23	11.5	15	0
12/17...vs.	Cincinnati.....	0	0	0.0	0	0
12/23...@	Green Bay*.....	0	0	0.0	0	0
12/31...vs.	Chicago*.....	3	16	5.3	12	0
2017 ...GP/GS:	16/7.....	20	200	10.0	25	0
2017 PLAYOFFS						
1/14/18 vs.	New Orleans.....	0	0	0.0	0	0
1/21/18 @	Philadelphia.....	0	0	0.0	0	0



26

TRAE WAYNES

POSITION: Cornerback
HEIGHT/WEIGHT: 6-0/190
DOB: 7-25-92
HOMETOWN: Kenosha, WI

COLLEGE: Michigan State
ACQUIRED: D1 (#11) 2015
NFL SEASON: 4
VIKINGS SEASON: 4

2017 GP/GS 16/16 **Career GP/GS** 46/25 **Playoffs GP/GS** 3/2

- Is the highest-drafted DB in Vikings history and the 5th DB selected in the 1st round.
- Set career-highs in 2017 with 16 games started and played as well as 72 total tackles and 1.0 sack.
- Has been friends since youth with Chargers RB Melvin Gordon, a fellow 1st-round pick in 2015, going 4 choices later at #15 overall. The high school friends met on the field in Week 3, of their rookie campaigns when San Diego visited the Vikings and the duo faced each other again in the opening preseason game at U.S. Bank Stadium on 8/28/16, the first-ever NFL game at the new Vikings home and the team's 3rd game of the 2016 preseason.

OFF THE FIELD Majored in psychology at Michigan State... Brother, Mason, ran track at Eastern Michigan... Son of Ron and Erin Waynes, who both work as guidance counselors... Both parents were track and field student-athletes at Kansas State University... Celebrated 23rd birthday the day the Vikings reported for 2015 Training Camp in Mankato as a rookie... Big supporter of the Humane Society, as he has rescued 3 dogs, including picking up one dog that was dodging traffic in the middle of the street while Waynes was in college.

PRO Started all 16 games in 2017 for the 1st time in his career... Appeared in 15 games and started 7 in an expanded role during his 2nd season in the NFL... Snagged 3 INTs in 2016, 2nd on the team behind Pro Bowl CB Xavier Rhodes... Started 1 of the 15 games he played in as a rookie in 2015 for the NFC North champions... Grabbed 1st career INT in Wild Card Playoff vs. Seattle (1/10/16)... Selected with the 11th pick in the 2015 NFL draft, passing Dewayne Washington (#18 in 1994) as the highest-drafted DB in Vikings history... Declared for the NFL draft as a redshirt junior... Joined CB Terence Newman, S Harrison Smith and CB Xavier Rhodes as former 1st-round picks in the Vikings 2015 secondary... Became the 3rd DB selected by Vikings in the 1st round from 2012-15 and 5th overall DB drafted by the team in the 1st round.

2017 Started all 16 games in his first year as a full-time starter for the league's #1 defense, setting career-highs with 63 solo tackles, 72 total tackles and 4 TFL while grabbing 2 INTs... Contributed 3 tackles (2 solo) and a PD at Philadelphia (1/21/18) in the NFC Championship Game... Made 5 tackles (4 solo) and a PD vs. New Orleans (1/14/18) in his first career playoff start... Tallied his 1st career sack at Green Bay (12/23), finishing with 2 solo stops, 1 TFL, 1 sack, 1 PBU and 1 QBH as the Vikings shut out the Packers for the 1st time since 1971... Wrapped up 2 solo tackles vs. Cincinnati (12/17) to help the Vikings clinch the NFC North title for the 2nd time in 3 years... Registered 4 solo tackles, a TFL and a PD at Detroit (11/23) on Thanksgiving Day... Tallied 2 solo tackles and a career-high 4 PBUs vs. Cleveland (10/29) at Twickenham Stadium in London, England as a part of the NFL's International Series... Compiled 7 tackles (6 solo), a TFL, his 2nd INT of the year and 1 PD vs. Green Bay (10/15)... Tied for the team lead with 6 solo tackles (7 total) at Chicago (10/9), added a PD... Totaled 4 solo tackles and his 4th career INT vs. Tampa Bay (9/24)... Led the Vikings with 11 solo tackles in their season opening victory over New Orleans (9/11).

2016 Totaled 54 tackles and 3 INTs, both career highs, while playing in 15 games and starting 7... Hauled in his 3rd INT of the year, added 2 solo tackles and tied his career-high with 3 passes defended vs. Chicago (1/17/16)... Registered 2 tackles (2 solo) and set a career-high with 3 passes defended vs. Detroit (11/6)... Tallied 1 tackle on defense and 1 special teams tackle at Chicago (10/31)... Caught his 2nd INT in as many weeks when he picked off Cam Newton and totaled 6 tackles at Carolina (9/25)... Recorded his 1st career regular-season INT vs. Green Bay (9/18) to help seal the victory... Also had 5 tackles and 2 PBUs against the Packers in Week 2... Started his 2nd career game at Tennessee (9/11) and led the Vikings with 12 tackles (11 solo)... Added 2 PBUs and 1 TFL at Tennessee (9/11).

2015 Saw time in 15 games during his rookie campaign and Wild Card Playoff vs. Seattle (1/10/16)... Led Vikings with 14 special teams tackles... Started 1st career game at Arizona (12/10), a game when 6 rookies started the contest, matching a Vikings team record, joining T.J. Clemmings, WR Stefon Diggs, LB Edmond Robinson, LB Eric Kendricks and S Anthony Harris... Started game at Arizona (12/10) at LCB, taking over for regular starter Terence Newman, who moved to S for the game with the Vikings defensive backs decimated by injuries... Snared 1st career INT in Wild Card Playoff vs. Seattle (1/10/16), picking off Russell Wilson... Notched season-high 4 tackles in a pair of games, vs. San Diego (9/27) and at Arizona (12/10)... Had season-best 4 special teams tackles vs. N.Y. Giants (12/27).

COLLEGE Appeared in 36 games at Michigan State, making 27 starts... Was a major part of a stingy Spartans defense that ranked in the top 10 in total defense the past two seasons while serving as a full-time starter... Recorded a career 101 tackles, 6 INTs - 3 each in 2013 and 2014 - and 13 pass break ups... Snagged 1st career INT vs. Minnesota (11/30/13), collecting 2 in the contest... Won the Big Ten Championship in 2013, defeating Ohio State, and went on to beat Stanford in the 2014 Rose Bowl that same season... Helped team win 2015 Cotton Bowl by taking down Baylor... Spartans were 4-0 in bowl games during tenure, winning the 2012 Outback Bowl, 2012 Buffalo Wild Wings Bowl, 2014 Rose Bowl and 2015 Cotton Bowl... Earned 2nd-Team All-American and 1st-Team All-Big Ten as a junior in 2014... Was a 2014 Thorpe Award finalist... Recipient of the MSU's Tommy Love Award (most-improved player) in 2013 and the Jim Adams Award (unsung hero: defense) in 2014... Redshirted his 1st year at Michigan State in 2011.

PREP Attended Mary D. Bradford HS in Kenosha, Wisconsin... Teammates with Chargers RB Melvin Gordon in HS... Excelled in baseball and track in addition to football for the Red Devils... 1st-Team All-state and All-Region as a senior by the Wisconsin Football Coaches Association despite missing 3 games due to injury... Earned 1st-Team All-County honors in baseball (2010) as an outfielder, leading his team in home runs (3) and finishing 2nd in batting average (.452, 28-of-62)... Finished 3rd in the 100 (7.0 seconds) in 2011 Division I state track.

WAYNES' NFL TOTALS

Year.....	GP/GS	Tackles			Sacks	INTs	PBU	TFL	QBH	FF/FR	Special
		Solo	Asst.	Total							Teams
2015 (Min).....	15/1	14	5	19	0.0	0	5	0	0	0/0	14
Playoffs.....	1/0	1	0	1	0.0	1 (24)	3	0	0	0/0	2
2016 (Min).....	15/8	44	10	54	0.0	3 (4)	16	1	0	0/0	4
2017 (Min).....	16/16	63	9	72	1.0	2 (21)	13	4	0	0/0	0
Playoffs.....	2/2	6	2	8	0	0.0	2	0	0	0	1
Totals	46/25	134	24	147	1.0	5 (25)	35	5	1	0/0	18
Playoffs.....	3/2	7	2	9	0.0	1 (24)	5	0	0	0/0	2

WAYNES' CAREER GAME-BY-GAME (* starts)

2015.....U	A	T	TFL	SK	QH	FF	FR	INT	PD	2016.....U	A	T	TFL	SK	QH	FF	FR	INT	PD	
at SF - 9/14.....0	0	0	0	0.0	0	0	0	0	0	at TN - 9/11*.....11	1	12	1	0.0	0	0	0	0	2	
vs. DET - 9/20.....0	0	0	0	0.0	0	0	0	0	0	vs. GB - 9/18*.....3	2	5	0	0.0	0	0	0	1	2	
vs. SD - 9/27.....4	0	4	0	0.0	0	0	0	0	2	at CAR - 9/25.....6	0	6	0	0.0	0	0	0	1	1	
at DEN - 10/4.....0	0	0	0	0.0	0	0	0	0	0	vs. NYG - 10/3.....0	0	0	0	0.0	0	0	0	0	2	
vs. KC - 10/18.....3	0	3	0	0.0	0	0	0	0	0	vs. HOU - 10/9.....0	0	0	0	0.0	0	0	0	0	0	
at DET - 10/25.....0	0	0	0	0.0	0	0	0	0	0	at PHI - 10/23.....2	0	2	0	0.0	0	0	0	0	0	
at CHI - 11/1.....0	0	0	0	0.0	0	0	0	0	0	at CHI - 10/31.....1	0	1	0	0.0	0	0	0	0	0	
vs. STL - 11/8.....2	0	2	0	0.0	0	0	0	0	1	vs. DET - 11/6.....2	0	2	0	0.0	0	0	0	0	3	
at OAK - 11/15.....0	2	2	0	0.0	0	0	0	0	0	at WAS - 11/13*...3	1	4	0	0.0	0	0	0	0	0	
vs. GB - 11/22.....0	0	0	0	0.0	0	0	0	0	0	vs. ARI - 11/20*...6	3	9	0	0.0	0	0	0	0	1	
at ATL - 11/29.....INACTIVE										at DET - 11/24*....4	1	5	0	0.0	0	0	0	0	1	
vs. SEA - 12/6.....0	0	0	0	0.0	0	0	0	0	0	vs. DAL - 12/1*....0	0	0	0	0.0	0	0	0	0	0	
at AZ - 12/10*.....1	3	4	0	0.0	0	0	0	0	2	at JAX - 12/11*.....0	2	2	0	0.0	0	0	0	0	1	
vs. CHI - 12/20.....3	0	3	0	0.0	0	0	0	0	0	vs. IND - 12/18.....INACTIVE										
vs. NYG - 12/27....1	0	1	0	0.0	0	0	0	0	0	at GB - 12/24.....4	0	4	0	0.0	0	0	0	0	0	
at GB - 1/3/16.....0	0	0	0	0.0	0	0	0	0	0	vs. CHI - 1/1/17*...2	0	2	0	0.0	0	0	0	1	3	
2015GP/GS:15/1.....14	5	19	0	0.0	0	0	0	0	5	2016GP/GS:15/8....44	10	54	1	0.0	0	0	0	3	16	
2015 PLAYOFFS																				
vs. SEA - 1/10/16....1	0	1	0	0.0	0	0	0	1	3	2017	U	A	T	TFL	SK	QH	FF	FR	INT	PD

WAYNES' INTERCEPTIONS (* playoffs)

GAME	QB.....	INT (Yds)
vs. Seattle, 1/10/16*	Russell Wilson	1 (24)
vs. Green Bay, 9/18/16.....	Aaron Rodgers.....	1 (4)
at Carolina, 9/25/16.....	Cam Newton.....	1 (0)
vs. Chicago, 1/1/17	Matt Barkley.....	1 (0)
vs. Tampa Bay, 9/24/17.....	Jameis Winston.....	1 (18)
vs. Green Bay, 10/15/17.....	Brett Hundley.....	1 (3)
Total.....		6 (49)

WAYNES' SACKS

GAME	QB.....	Sacks
at Green Bay, 12/23/17.....	Brett Hundley.....	1

SINGLE-GAME CAREER HIGHS (* playoffs)

Tackles	12.....	at Tennessee, 9/11/16
Solo Tackles	11.....	2x, last vs. New Orleans 9/11/17
Passes Defensed	4.....	vs. Cleveland (UK), 10/29/17
Interception	1.....	5x, last vs. Tampa Bay, 9/24/17
Special Teams Tackles	4.....	vs. NY Giants, 12/27/15
Sack	1.....	at Green Bay, 12/23/17
QB Hurry	1.....	at Green Bay, 12/23/17

vs. NO - 9/11*	11	0	11	0	0.0	0	0	0	0	0
at PIT - 9/17*	3	1	4	0	0.0	0	0	0	0	0
vs. TB - 9/24*	4	0	4	0	0.0	0	0	0	1	1
vs. DET - 10/1*	5	1	6	0	0.0	0	0	0	0	1
at CHI - 10/9*	6	1	7	0	0.0	0	0	0	0	1
vs. GB - 10/15*	6	1	7	1	0.0	0	0	0	1	1
vs. BAL - 10/22*	3	1	4	0	0.0	0	0	0	0	1
at CLE - 10/29*	2	0	2	0	0.0	0	0	0	0	4
at WAS - 11/12*	2	1	3	0	0.0	0	0	0	0	1
vs. LAR - 11/19*	3	0	3	0	0.0	0	0	0	0	0
at DET - 11/23*	4	0	4	1	0.0	0	0	0	0	1
at ATL - 12/3*	5	1	6	0	0.0	0	0	0	0	0
at CAR - 12/10*	6	2	8	0	0.0	0	0	0	0	0
vs. CIN - 12/17*	2	0	2	0	0.0	0	0	0	0	0
at GB - 12/23*	2	0	2	1	1.0	1	0	0	0	1
vs. CHI - 12/31*	1	0	1	1	0.0	0	0	0	0	2
2017 ..GP/GS: 16/16.....	63	9	72	4	1.0	1	0	0	1	14
2017 PLAYOFFS										
vs. NO - 1/14/18*	4	1	5	0	0.0	0	0	0	0	1
at PHI - 1/21/18*	2	1	3	0	0.0	0	0	0	0	1
2017GP/GS: 2/2.....	6	2	8	0	0.0	0	0	0	0	2



91

STEPHEN WEATHERLY

POSITION: Defensive End
HEIGHT/WEIGHT: 6-5/265
DOB: 3-19-94
HOMETOWN: Snellville, GA

COLLEGE: Vanderbilt
ACQUIRED: D7a (#227) 2016
NFL SEASON: 3
VIKINGS SEASON: 3

2017 GP/GS
15/0

Career GP/GS
17/0

Playoffs GP/GS
2/0

- Elevated to the active roster following Week 11 after spending the start of the season on the practice squad and made his NFL debut in Week 14 at Jacksonville in 2016.
- Middle name, Dian, is a tribute to his grandmother, a Harvard and MIT graduate.
- Only 2nd Vanderbilt player drafted by the Vikings and was teammates with Vikings 2018 UDFA Jonathan Wynn

OFF THE FIELD Majored in sociology at Vanderbilt...Active with the One Love Foundation, dedicated to eliminating relationship violence through education and empowerment on college campuses and worked closely with Vanderbilt's Project Safe Center while in school...Traveled through Germany as a teen with the Fulton County Youth Commission...Part of his high school's robotics team...Has a musical side, having learned to play 9 instruments: flute, clarinet, trumpet, trombone, baritone, tuba, tenor sax, steel drums and piano...Aspires to a career in high school coaching following his playing days...Played in 2014 and 2015 at Vanderbilt under former Vikings assistant defensive backs coach Derek Mason, who took over the Vandy head coaching job in 2014...Has developed an interest and passion for day trading and cryptocurrencies.

PRO Appeared in 2 games during his rookie season...The 2nd Vanderbilt player ever drafted by the Vikings, joining DT James Manley in 1996 (2nd round, #45)...The lone defensive lineman selected by Vikings in 2016...The 3rd of 3 SEC players drafted by the Vikings, joining WR Laquon Treadwell (1st round) and LB Kentrell Brothers (5th round)...Selected with 1st of 2 picks by Vikings in the 7th round (#227 overall)...Cut prior to the regular season ...Signed to the Vikings practice squad on 9/4/16.

2017 Contributed on defense and special teams at Philadelphia (1/21/18)...Played on ST vs. New Orleans (1/14/18) in the Vikings Divisional Playoff Round win...Tallied 1 QBH and 2 ST tackles at Green Bay (12/23) as the Vikings posted their 1st shutout since 1993...Grabbed a solo tackle and ST tackle vs. Cincinnati (12/17) as the club clinched the NFC North title...Saw extended action on defense for the 1st time in his career at Washington (11/12), recording a career-high 3 solo tackles and a TFL...Inactive due

to a knee injury vs. Cleveland (10/29).

2016 Registered a special teams tackle, the 1st of his career, vs. Chicago (1/1/17)...Made his NFL debut while contributing on special teams at Jacksonville (12/11)...Inactive at Green Bay (12/24) and vs. Indianapolis (12/18)...Inactive vs. Dallas (12/1), at Detroit (11/24)...Elevated to the active roster on 11/20...Joined the Vikings practice squad on 9/4/16 after being released during final cuts.

COLLEGE Started 21 of the 36 career games he played at Vanderbilt...Started all 12 games as a junior in 2015 at OLB...Ended collegiate career with streak of 17 straight starts...Notched season-high 8 tackles against Georgia...Vandy capped 2016 season with a 4-8 mark...Had career-best 4.5 sacks and 12.5 tackles for loss in 2014...Started 9 games at OLB as team moved to 3-4 defensive scheme...Started final 5 games of the season...Set school record with 5 tackles for loss vs. Tennessee...Set career-high at Missouri with 2.0 sacks...Notched career-best with 12 tackles vs. Mississippi State...Started 1st career game vs. Temple...Saw action in 12 of possible 13 games as a redshirt freshman in 2013...Helped squad post 9-4 mark and advance to the Compass Bowl where the Commodores topped Houston 41-24...The bowl win was the 1st for Vandy since the 1982 Hall of Fame Bowl...Had 3 tackles and 1.5 sacks in win over rival Tennessee to cap the regular season...Redshirted in 2012.

PREP As a senior, attended Shiloh High after spending freshman-junior seasons at North Atlanta...Earned All-Area honors as a senior...Competed in Gwinnett County All-Star Game following senior season.

VIKINGS CARVE UP OPPONENTS ON THANKSGIVING

For the 5th time in team history and the 1st time in back-to-back seasons, the Vikings traveled to Detroit for a contest on Thanksgiving Day in 2017. The Vikings defeated Detroit, 30-23, last season and are now 6-2 overall on games played on the holiday. Before 2016 season, the Vikings had not been featured on Thanksgiving Day since 2000 and had not been to the Motor City for Turkey Day since 1995. The Vikings offense ruled the day in the 2000 game when Randy Moss, Robert Smith, Cris Carter and Daunte Culpepper all celebrated the win with a drumstick, pictured right.

VIKINGS THANKSGIVING DAY GAMES

at Detroit, 11/27/69	W, 27-0
at Dallas, 11/26/87	W, 44-38 (OT)
at Detroit, 11/24/88	W, 23-0
at Detroit, 11/23/95	L, 38-44
at Dallas, 11/26/98	W, 46-36
at Dallas, 11/23/00	W, 27-15
at Detroit, 11/24/16	L, 13-16
at Detroit, 11/23/17	W, 30-23





56

ANTWONE WILLIAMS

POSITION: Linebacker
HEIGHT/WEIGHT: 6-3/247
DOB: 5-26-93
HOMETOWN: Lovejoy, GA

COLLEGE: Georgia Southern
ACQUIRED: PS 2017
NFL SEASON: 3
VIKINGS SEASON: 2

2017 GP/GS
PS

Career GP/GS
14/3-DET

Playoffs GP/GS
0/0

• Signed to the Vikings practice squad on 9/13/17 where he spent the remainder of the season.

OFF THE FIELD Earned his degree in psychology...Has 1 brother, Marquis and 1 sister, Jacqueline...Born in Birmingham, Alabama.

PRO Originally drafted by the Detroit Lions in the 5th round (#169 overall) of the 2016 NFL draft...Appeared in 14 games with 3 starts during his rookie season...Cut by the Lions on 9/2/17 as a part of final roster cuts...Signed to the Vikings practice squad on 9/13/17.

2017 Signed to the Vikings practice squad on 9/13/17.

2016 Appeared in 14 games with 3 starts as a rookie...Made his NFL debut Week 1 at Indianapolis (9/11), recording 1 special teams tackle...Made his 1st career start in Week 2 vs. Tennessee (9/18) totaling 3 tackles (1 solo) and a TFL...Totaled 3 solo tackles and a FR vs. Jacksonville (11/20)...Registered 4 tackles vs. Minnesota on Thanksgiving (11/24)...Inactive Week 17 and in the Wild Card game at Seattle (1/7).

COLLEGE Appeared in 50 games with 31 starts throughout his career at Georgia Southern...Started all 13 games as a senior in 2015 and led the team with 107 tackles...Contributed 10.5 TFL, 4.0 sacks, 3 PD and 4 FF on his way to All-Sun Belt Honorable Mention recognition...Started all 12 games for the 1st time in his career as a junior...Second on the team with 65 tackles, earned All-Sun Belt Honorable Mention honors...Redshirted

in 2013 due to injury...Appeared in 14 games as a sophomore, making 3 starts, totaled 32 tackles...Played in 11 games as a true freshman...Made 25 tackles and 1 TFL...Started in the FCS playoff game against Maine.

PREP Attended Lovejoy (Lovejoy, Georgia) HS and was a 2-time All-Region, All-County and All-South Crescent selection...Posted 63 tackles, 3.0 sacks, 4 INTs, 9 PD, 2 blocked kicks and a TD during his career.

2016 (Detroit)	U	A	T	TFL	SK	QH	FF	FR	INT	PD
at IND - 9/11.....	0	0	0	0.0	0	0	0	0	0	0
vs. TEN - 9/18*.....	1	2	3	1	0.0	0	0	0	0	0
at GB - 9/25.....	INACTIVE									
at CHI - 10/2*.....	2	1	3	0	0.0	0	0	0	0	0
vs. PHI - 10/9.....	0	0	0	0.0	0	0	0	0	0	0
vs. LAR - 10/16.....	0	0	0	0.0	0	0	0	0	0	0
vs. WAS - 10/23.....	1	2	0	0.0	0	0	0	0	0	0
at HOU - 10/30.....	2	0	2	1	0.0	0	0	0	0	0
at MIN - 11/6.....	0	1	0	0.0	1	0	0	0	0	0
vs. JAX - 11/20.....	3	0	3	0	0.0	0	0	1	0	0
vs. MIN - 11/24.....	1	3	4	0	0.0	0	0	0	0	0
at NO - 12/4*.....	2	0	2	0	0.0	0	0	0	0	0
vs. CHI - 12/11.....	0	0	0	0.0	0	0	0	0	0	0
at NYG - 12/18.....	0	0	0	0.0	0	0	0	0	0	0
at DAL - 12/26.....	0	0	0	0.0	0	0	0	0	0	0
vs. GB - 1/1/17.....	INACTIVE									
2016 GP/GS:14/3.....	12	8	20	2	0.0	1	0	1	0	0



50

ERIC WILSON

POSITION: Linebacker
HEIGHT/WEIGHT: 6-1/230
DOB: 3-19-94
HOMETOWN: Redford, MI

COLLEGE: Cincinnati
ACQUIRED: UDFA 2017
NFL SEASON: 2
VIKINGS SEASON: 2

2017 GP/GS
16/0

Career GP/GS
16/0

Playoffs GP/GS
2/0

• Special teams contributor in all 16 games as a rookie in 2017.

OFF THE FIELD Earned his degree in sports management...Served as an intern in the UC athletics facilities and operations department...Enjoys skateboarding in his free time...The oldest of 3 children, has 2 younger sisters.

PRO Entered the NFL as a rookie free agent following the 2017 NFL Draft...Signed by the Vikings on 5/5/17.

2017 Played a vital role on special teams in his rookie season, appearing in all 16 games after joining the team as an undrafted free agent...Played on special teams at Philadelphia (1/21/18) in the NFC Championship Game...Notched a ST tackle vs. New Orleans (1/14/18) in his 1st career playoff game...Contributed 2 tackles (1 solo) in his first action on defense vs. Cincinnati (12/17) and a ST tackle as the Vikings clinched the NFC North title...Led team with 2 special teams tackles at Pittsburgh (9/17)...Contributed on special teams vs. New Orleans (9/11) in his NFL debut.

COLLEGE Began his collegiate career at Northwestern, where he was teammates with fellow Vikings QB Trevor Siemian and DE Ifeadi Odenigbo, before transferring to Cincinnati...Started 24 of his 38 career games at Cincinnati...Led Bearcats in tackles as both a junior and senior...Named First-Team All-American Athletic Conference as a senior in 2016 and named Claude Rust Award winner as the team's MVP...Tallied a career-best 126 tackles and 3.0 sacks in his senior campaign...Earned Second-Team All-AAC as a junior and was named the AAC Defensive Player of the Week for an 18-tackle performance at Miami (Ohio).

PREP Attended Thurston (Redford, Michigan) HS...Helped Thurston to 4 consecutive conference titles in football, earning All-State honors...Also competed in track and basketball...Ranked the 25th best overall football prospect in Michigan by ESPN as a senior.



17

KENDALL WRIGHT

POSITION: Wide Receiver
HEIGHT/WEIGHT: 5-10/185
DOB: 11-12-89
HOMETOWN: Mount Pleasant, TX

COLLEGE: Baylor
ACQUIRED: FA 2018
NFL SEASON: 7
VIKINGS SEASON: 1

2017 GP/GS	Career GP/GS	Playoffs GP/GS
16/4 - CHI	82/45 (66/41 TEN, 16/4 CHI)	0/0

- Recorded his lone 1,000-yard season in 2013, totaling 1,079 yards on 94 receptions to lead the Titans receivers.
- Played on the Baylor men's basketball team as a freshman.
- Caught the 1st pass attempts by rookie QBs Marcus Mariota (2015, a 52-yard TD reception) and Mitchell Trubisky (2017, a 12-yard reception).

OFF THE FIELD 3-sport athlete in HS and dual-athlete in college, with a passion for basketball...Also enjoys bass fishing...Coached youth basketball while in HS.

PRO Originally drafted by the Tennessee Titans with the 20th overall pick in the 2012 NFL Draft...Totaled 280 receptions for 3,244 yards and 18 TDs during his 5 seasons in Tennessee...Signed with the Chicago Bears as a free agent on 3/12/17...Signed with the Vikings on 3/30/18.

2017 Appeared in all 16 games in his 1st season in Chicago, making 4 starts and totaling 59 receptions for 614 yards and 1 TD...Caught rookie 1st round pick Mitchell Trubisky's 1st two career pass attempts, taking the two passes for a combined 25 yards vs. Minnesota (10/9), he finished the day with 4 receptions for 46 yards...Caught 7 passes for 69 yards at Tampa Bay (9/17)...Had 4 receptions for 51 yards and a TD at Green Bay (9/28) in his 1st NFC North clash...Posted season-highs with 10 catches for 107 yards at Cincinnati (12/10)

2016 Appeared in 11 games with 4 starts and finished the year with 29 receptions for 416 yards and 3 TDs in his final season in Tennessee...Missed the 1st 3 weeks of the season due to a hamstring injury...Caught a season-high 8 receptions for 133 yards and a TD vs. Cleveland (10/16), marking his lone 100-yard receiving day...Caught 2 passes for 64 yards, including a season-long 48 yard reception at San Diego (11/6).

2015 Played in 10 games with 4 starts and finished the season tied with Harry Douglas for receptions among Titan WRs with 36 while totaling 408 receiving yards and 3 TDs...Caught Rookie QB Marcus Mariota's 1st career TD pass on Mariota's 1st career pass attempt, a 52-yard reception, marking his career-long reception in the team's season opening win at Tampa Bay (9/13), Wright finished the day with 4 receptions for 101 yards and a TD...Caught 7 passes for 95 yards and a TD vs. Indianapolis (9/27)...Hauled in 4 receptions for 46 yards and a TD vs. Atlanta (10/25)...Missed time at the end of the season due to knee and rib injuries.

2014 Appeared in 14 games with 11 starts, starting the team's 1st 7 games...Finished the season with 57 receptions for 715 yards and a team-high 6 TDs...Recorded at least 1 reception in each game he played...Had 6 catches for 46 yards and a TD in the team's season-opening win at Kansas City (9/7)...Caught 6 passes for 47 yards and a career-high 2 TDs vs. Cleveland (10/5)...Hauled in 6 catches for 68 yards and a TD at Washington (10/19)...Posted season-highs with 7 receptions for 132 yards and a TD at Houston (11/30)...Missed Weeks 14-15 due to a hand injury.

2013 Recorded his 1st 1,000-yard season while starting a career-high 12 games and appearing in all 16 games...His 98 receptions and 1,079 yards were both team-highs...Started in Weeks 4 and 5 and the final 10 weeks of the season...Recorded at least 2 receptions in each game with 14 games of 20+ yards, including a streak of 11 straight games with 50+ yards...Caught 9 passes for 98 yards vs. San Francisco (10/20)...Recorded his 1st career 100-yard game at Oakland (11/23) on 6 receptions with 1 TD...Set career-highs with 12 receptions and 150 yards in an OT loss vs. Arizona.

2012 Played in 15 games as a rookie with 5 starts...Led the team with 64 receptions on the year...Started Weeks 2-6 after hauling in 5 catches for 37 yards in his NFL debut vs. New England (9/9)...Caught his 1st career NFL TD pass in Week 2, a 15-yard reception, at San Diego (9/16)...Totaled 7 receptions for 41 yards in the Titans OT win vs. Detroit (9/23)...Recorded a season-high 9 receptions for 66 yards at Minnesota (10/7) and followed that performance with 6 catches for 71 yards the following week vs. Pittsburgh (10/11)...Caught 6 passes for a season-high 78 yards vs. Houston (12/2)...Missed Week 16 due to a rib injury.

COLLEGE Appeared in 50 games during his Baylor career, making 42 starts...Left the school holding program records at the time with 302 career receptions, 4,004 career receiving yards and 30 TDs...Also ran for 425 yards and 2 TDs on 75 carries while also passing for 114 yards and 2 TDs...4-year started and 3-time All-Big 12 honoree...Caught at least 1 pass in all 50 games, setting the Baylor consecutive-game record...Recorded 19 games with 100+ receiving yards and had a streak of 7 games between his junior and senior seasons with at least 1 TD reception...Receiving All-American honors from various outlets as a senior after recording 108 receptions for 1,663 yards and 14 TDs, all single-season school records...Totaled at least 50 receptions and at least 600 receiving yards in all 4 seasons...Led the team in receptions and receiving yards in each of his final 3 seasons in Waco...Teammates with 2012 #2 overall selection QB Robert Griffin III all 4 seasons...Played on the Baylor men's basketball team as a freshman, seeing action in 13 games as a reserve.

PREP Attended Pittsburg (Texas) HS where he played quarterback and cornerback while also receiving All-State basketball recognition...Received All-State honors in football as a senior from the Texas Sports Writers Association and honorable mention honors from the Associated Press after tallying 5 INTs and a pair of TDs as a CB...Rushed for 1,069 yards with 15 TDs and passed for 1,170 yards with 9 TDs as a senior QB...Averaged 24.5 points, 6.0 rebounds, 5.0 assists and 5.0 steals on the hardwood as a senior to earn East Texas Player of the Year honors from the Tyler Morning Telegram...Also competed in track and field and won the 2007 Texas Class 3A state long jump title as well as the triple jump title...His PR in the 100-yd dash is an impressive 10.3...Served as a youth basketball coach in HS.

WRIGHT'S NFL TOTALS

Year	GP/GS	No.	RECEIVING				TD	RUSHING				
			Yds.	Avg.	Lg			No.	Yds.	Avg.	Lg	TD
2012 (Tenn).....	15/5	64	626	9.8	38		4	1	4	4.0	4	0
2013 (Tenn).....	16/12	94	1,079	11.5	45		2	0	0	0.0	0	0
2014 (Tenn).....	14/11	57	715	12.5	48		6	4	54	13.5	38	0
2015 (Tenn).....	10/9	36	408	11.3	52t		3	5	17	3.4	13	0
2016 (Tenn).....	11/4	29	416	14.3	48t		3	1	15	15.0	15	0
2017 (Chi).....	16/4	59	614	10.4	22		1	0	0	0.0	0	0
Total.....	82/45	339	3,858	11.4	52t		19	11	90	8.2	38	0

SINGLE-GAME CAREER HIGHS

Receptions.....	12.....	vs. Arizona, 12/15/13
Receiving Yards	150.....	vs. Arizona, 12/15/13
Long Reception	52t.....	at Tampa Bay, 9/13/15
Receiving TD.....	2.....	vs. Cleveland, 10/5/14
Rushing Attempts.....	2.....	2x, last vs. Oakland, 11/29/15
Rushing Yards.....	43.....	vs. Cleveland, 10/5/14
Long Rush	38.....	vs. Cleveland, 10/5/14

WRIGHT'S 100-YARD GAMES (6)

Game.....	Yds/Rec/TD
11/23/13 at Oakland.....	103/6/1
12/15/13 vs. Arizona.....	150/12/0
11/30/14 at Houston.....	132/7/1
9/13/15 at Tampa Bay.....	101/4/1
10/16/16 vs. Cleveland.....	133/8/1
12/10/17 at Cincinnati.....	107/10/0

WRIGHT'S TOUCHDOWNS

Game.....	Play
@ San Diego, 9/16/12.....	15 pass from Jake Locker
@ Houston, 9/30/12.....	11 pass from Matt Hasselbeck
vs. Indianapolis, 10/28/12.....	23 pass from Hasselbeck
@ Miami, 11/11/12.....	9 pass from Locker
@ Houston, 9/15/13.....	6 pass from Locker
@ Oakland, 11/24/13.....	10 pass from Ryan Fitzpatrick
@ Kansas City, 9/7/14.....	6 pass from Locker
vs. Cleveland, 10/5/14.....	11 pass from Locker
vs. Cleveland, 10/5/14.....	11 pass from Charlie Whitehurst
@ Washington, 10/19/14.....	14 pass from Whitehurst
@ Houston, 11/30/14.....	36 pass from Zach Mettenberger
vs. Indianapolis, 12/28/14.....	6 pass from Whitehurst
@ Tampa Bay, 9/13/15.....	52 pass from Marcus Mariota
vs. Indianapolis, 9/27/15.....	7 pass from Mariota
vs. Atlanta, 10/25/15.....	19 pass from Mettenberger
vs. Cleveland, 10/16/16.....	48 pass from Mariota
vs. Jacksonville, 10/27/16.....	36 from Mariota
vs. Green Bay, 11/13/16.....	6 pass from Mariota
@ Green Bay, 9/28/17.....	5 pass from Mike Glennon
Total.....	19 (19 receiving)

WRIGHT'S GAME-BY-GAME (* starts)

2012.....	TENNESSEE.....	No	RECEIVING				Att	RUSHING			
			Yards	Avg.	Long	TD		Yards	Avg.	Long	TD
9/9.....	New England.....	5	37	7.4	17	0	0	0	0.0	0	0
9/16.....	@ San Diego*.....	2	24	12.0	15t	1	0	0	0.0	0	0
9/23.....	Detroit*.....	7	41	5.9	17	0	0	0	0.0	0	0
9/30.....	@ Houston*.....	4	46	11.5	20	1	0	0	0.0	0	0
10/7.....	@ Minnesota*.....	9	66	7.3	10	0	0	0	0.0	0	0
10/11.....	Pittsburgh*.....	6	71	11.8	35	0	0	0	0.0	0	0
10/21.....	@ Buffalo.....	3	19	6.3	11	0	0	0	0.0	0	0
10/28.....	Indianapolis.....	4	47	11.8	23t	1	0	0	0.0	0	0
11/4.....	Chicago.....	2	30	15.0	18	0	0	0	0.0	0	0
11/11.....	Detroit.....	1	9	9.0	9t	1	0	0	0.0	0	0
11/25.....	@ Chicago.....	5	48	9.6	23	0	1	4	4.0	4	0
12/2.....	@ Green Bay.....	6	78	13.0	38	0	0	0	0.0	0	0
12/9.....	Chicago*.....	5	39	7.8	14	0	0	0	0.0	0	0
12/17.....	@ St. Louis.....	3	31	10.3	14	0	0	0	0.0	0	0
12/30.....	Green Bay.....	2	40	20.0	36	0	0	0	0.0	0	0
2012.....	GP/GS: 15/5.....	64	626	9.8	38	4	1	4	4.0	4	0

2013.....TENNESSEE.....No	Yards	Avg.	Long	TD	Att.	Yards	Avg.	Long	TD
9/8.....@ Pittsburgh.....2	11	5.5	7	0	0	0	0.0	0	0
9/15.....@ Houston.....7	54	7.7	14	1	0	0	0.0	0	0
9/22.....San Diego.....6	71	11.8	19	0	0	0	0.0	0	0
9/29.....New York Jets*.....5	56	11.2	25	0	0	0	0.0	0	0
10/6.....Kansas City*.....6	74	12.3	24	0	0	0	0.0	0	0
10/13.....@ Seattle.....5	69	13.8	32	0	0	0	0.0	0	0
10/20.....San Francisco*.....9	98	10.9	21	0	0	0	0.0	0	0
11/3.....@ St. Louis*.....3	69	23.0	45	0	0	0	0.0	0	0
11/10.....Jacksonville*.....7	78	11.1	26	0	0	0	0.0	0	0
11/14.....Indianapolis*.....9	80	8.9	17	0	0	0	0.0	0	0
11/24.....@ Oakland*.....6	103	17.2	31	0	0	0	0.0	0	0
12/1.....@ Indianapolis*.....6	77	12.8	35	0	0	0	0.0	0	0
12/8.....@ Denver*.....2	17	8.5	13	0	0	0	0.0	0	0
12/15.....Arizona*.....12	150	12.5	26	0	0	0	0.0	0	0
12/22.....@ Jacksonville*.....4	22	5.5	14	1	0	0	0.0	0	0
12/29.....Houston*.....5	50	10.0	34	0	0	0	0.0	0	0
2013.....GP/GS: 16/12.....94	1,079	11.5	45	2	0	0	0.0	0	0

2014.....TENNESSEE.....No	Yards	Avg.	Long	TD	Att.	Yards	Avg.	Long	TD
9/7.....@ Kansas City*.....6	46	7.7	14	1	0	0	0.0	0	0
9/14.....Dallas*.....3	31	10.3	12	0	0	0	0.0	0	0
9/21.....@ Cincinnati*.....5	44	8.8	28	0	0	0	0.0	0	0
9/28.....@ Indianapolis*.....5	55	11.0	18	0	0	0	0.0	0	0
10/5.....Cleveland*.....6	47	7.8	16	2	2	43	21.5	38	0
10/12.....Jacksonville*.....1	6	6.0	6	0	0	0	0.0	0	0
10/19.....@ Washington*.....6	68	11.3	16	1	0	0	0.0	0	0
10/26.....Houston.....3	53	17.7	48	0	0	0	0.0	0	0
11/9.....@ Baltimore*.....4	53	13.3	20	0	1	1	1.0	1	0
11/17.....Pittsburgh.....4	70	17.5	23	0	0	0	0.0	0	0
11/23.....@ Philadelphia*.....1	28	28.0	28	0	0	0	0.0	0	0
11/30.....@ Houston*.....7	132	18.9	36t	1	0	0	0.0	0	0
12/18.....@ Jacksonville*.....4	73	18.3	39	0	0	0	0.0	0	0
12/28.....Indianapolis.....2	9	4.5	6t	1	1	10	10.0	10	0
2014.....GP/GS: 14/11.....57	715	12.5	48	6	4	54	13.5	27	0

2015.....TENNESSEE.....No.	Yards	Avg.	Long	TD	Att.	Yards	Avg.	Long	TD
9/13.....@ Tampa Bay*.....4	101	25.3	52t	1	0	0	0.0	0	0
9/20.....@ Cleveland*.....2	17	8.5	10	0	0	0	0.0	0	0
9/27.....Indianapolis*.....7	95	13.6	24	1	1	13	13.0	13	0
10/11.....Buffalo*.....3	29	9.7	17	0	1	1	1.0	1	0
10/18.....Miami*.....4	34	8.5	16	0	0	0	0.0	0	0
10/25.....Atlanta*.....4	46	11.5	19t	1	0	0	0.0	0	0
11/1.....@ Houston*.....4	21	5.3	18	0	1	7	7.0	7	0
11/29.....Oakland.....2	19	9.5	12	0	2	-4	-2.0	0	0
12/6.....Jacksonville*.....3	28	9.3	10	0	0	0	0.0	0	0
12/27.....Houston*.....3	18	6.0	7	0	0	0	0.0	0	0
2015.....GP/GS: 10/9.....36	408	11.3	52t	3	5	17	3.4	13	0

2016.....TENNESSEE.....No.	Yards	Avg.	Long	TD	Att.	Yards	Avg.	Long	TD
10/2.....@ Houston*.....2	14	7.0	11	0	0	0	0.0	0	0
10/9.....@ Miami.....1	9	9.0	9	0	0	0	0.0	0	0
10/16.....Cleveland.....8	133	16.6	48t	1	0	0	0.0	0	0
10/23.....Indianapolis.....2	12	6.0	7	0	0	0	0.0	0	0
10/27.....Jacksonville.....4	84	21.0	36t	1	1	15	15.0	15	0
11/6.....@ San Diego*.....2	64	32.0	48	0	0	0	0.0	0	0
11/13.....Green Bay.....2	8	4.0	6t	1	0	0	0.0	0	0
11/20.....@ Indianapolis.....4	52	13.0	21	0	0	0	0.0	0	0
11/27.....@ Chicago.....0	0	0.0	-	0	0	0	0.0	0	0
12/18.....@ Kansas City*.....2	19	9.5	13	0	0	0	0.0	0	0
12/24.....@ Jacksonville*.....2	21	10.5	11	0	0	0	0.0	0	0
2016.....GP/GS: 11/4.....29	416	14.3	48t	3	1	15	15.0	15	0

2017	CHICAGO	No.	Yards	Avg.	Long	TD	Att.	Yards	Avg.	Long	TD
9/10	Atlanta	3	34	11.3	16	0	0	0	0.0	0	0
9/17	@ Tampa Bay	7	69	9.9	18	0	0	0	0.0	0	0
9/24	Pittsburgh	0	0	0.0	-	0	0	0	0.0	0	0
9/28	@ Green Bay*	4	51	12.8	22	1	0	0	0.0	0	0
10/9	Minnesota	4	46	11.5	13	0	0	0	0.0	0	0
10/15	@ Baltimore	2	36	18.0	18	0	0	0	0.0	0	0
10/22	Carolina	0	0	0.0	-	0	0	0	0.0	0	0
10/29	@ New Orleans	2	23	11.5	13	0	0	0	0.0	0	0
11/12	Green Bay	5	46	9.2	12	0	0	0	0.0	0	0
11/19	Detroit*	2	25	12.5	13	0	0	0	0.0	0	0
11/26	@ Philadelphia	2	15	7.5	9	0	0	0	0.0	0	0
12/3	San Francisco	2	25	12.5	14	0	0	0	0.0	0	0
12/10	@ Cincinnati*	10	107	10.7	18	0	0	0	0.0	0	0
12/16	@ Detroit*	7	81	11.6	19	0	0	0	0.0	0	0
12/24	Cleveland	4	27	6.8	11	0	0	0	0.0	0	0
12/31	@ Minnesota	5	29	5.8	10	0	0	0	0.0	0	0
2017	GP/GS: 16/4	59	614	10.4	52t	1	0	0	0	0	0

VIKINGS-RAMS RENEW RIVALRY IN LOS ANGELES FOR FIRST TIME SINCE 1992

Including playoff action, the Rams and Vikings have met 45 times with the Vikings holding a 27-16-2 all-time series advantage. The Vikings have played the Rams 7 times in the playoffs, tied with Dallas for the most in club history. The 1961 expansion Vikings were assigned to the NFL's Western Conference, joining Baltimore, Chicago, Detroit, Green Bay, Los Angeles and San Francisco. In that debut season, the Vikings played 5 preseason games against Western Conference foes and played 12 games against Western Conference foes and a pair of games against Dallas from the Eastern Conference. The Vikings struggled to a 3-11 mark to finish in the bottom of the conference, 1 game behind LA, who the Vikings topped 42-21 on 12/3/61 for their 3rd and final win of the season.

During the 1970s the teams were bitter rivals that met in the playoffs 4 times in 5 seasons. The Vikings won NFC Championship games over the Rams in 1974 to go to Super Bowl IX and in 1976 to go to Super Bowl XI. Both Championship game meetings were at Met Stadium in Bloomington. The teams also squared off in the NFC Divisional Playoffs in 1977 and '78 with the Vikings winning the '77 meeting in Los Angeles. The Vikings 1st playoff win was a 12/27/69 victory over the Rams in the NFL Divisional Round playoffs en route to the club winning the final NFL title before the 1970 merger and advancing to Super Bowl IV.

The founding figures of the Vikings had strong Rams ties. The club tabbed Rams PR Director Bert Rose to serve as the Vikings 1st General Manager and Norm Van Brocklin parlayed a successful 12-year career as a QB into being named the 1st Head Coach in Vikings history, a playing career that began with the Rams from 1949-57. The 1st Vikings game at Met Stadium was the 1961 preseason finale against the Rams on 9/10/61, a 21-17 Rams win.

ALL-TIME VIKINGS VS. OPPONENTS (Regular Season and Playoffs)

Green Bay Packers	115
Chicago Bears	114
Detroit Lions	113
Tampa Bay Buccaneers	55
San Francisco 49ers	46
Los Angeles/St. Louis Rams	45

ALL-TIME VIKINGS VS. OPPONENTS (Playoffs)

Los Angeles/St. Louis Rams	7
(1969, '74, '76, '77, '78, '88, '99)	
Dallas Cowboys	7
(1971, '73, '75, '77, '96, '99, '09)	





TRAINING
HAUS
POWERED BY TCO



**SERVING PROS AND ATHLETES OF ALL AGES
WITH SMALL GROUP AND TEAM TRAINING**

Learn more at TrainingHAUS.com

952-456-7650
2645 Vikings Circle | Eagan

© 2018 Training HAUS. All rights reserved.



ROOKIES



21

MIKE HUGHES

POSITION: Cornerback
HEIGHT/WEIGHT: 5-10/189
DOB: 2-11-97
HOMETOWN: New Bern, NC

HIGH SCHOOL: New Bern
COLLEGE: UCF
ACQUIRED: Draft 1 (#30) 2018
NFL/VIKINGS SEASON: R

- Highest-drafted defensive player from UCF in school history at #30 overall and the 2nd selection the Vikings have made in the 1st round from the school - QB Daunte Culpepper at #11 in 1999.
- Key part of UCF going undefeated on the season and topping Auburn in the Chick-fil-a Peach Bowl, ranking #6 in the *Associated Press* poll to end the season, the highest ranking ever for the Knights.
- Was a 1st-Team selection as a CB and 2nd-Team choice as a return specialist on the 2017 All-American Athletic Conference team and is the only UCF player in school history to score a TD on a punt return, kick return and INT return in a season.

OFF THE FIELD Attended same junior college, Garden City, that former Vikings OT Phil Loadholt did...Comes to the Vikings on a 24-game college win streak and has played on undefeated teams in high school and a pair of college stops - GCCC and UCF.

PRO Selected with the 30th pick in the 2018 NFL Draft...Is the highest-drafted defensive player in UCF history and the 4th player in school history to go in the 1st round...Was the 3rd CB to be selected in 2018 Draft...Was the 2nd CB selected in the 1st round in Mike Zimmer's tenure as Vikings head coach, joining Trae Wayne (#11, 2015)...Entered the draft as an early entrant, having played 3 seasons in college.

COLLEGE Spent 2017 at UCF, his lone season there, and earned 1st-Team All-American Athletic Conference honors at CB and 2nd-Team honors as a return specialist...Was honored as a 2nd-Team All-American by the Football Writers of America as a kick returner...Ranked #3 in the nation in kickoff return avg. at 31.7, and his 2 KOR TDs ranked tied for #7 in the nation...Played 3 seasons of college football, beginning at North Carolina (2015), Garden City (KS) Community College (2016) and UCF (2017)...Helped UCF to the best season in team history, going 13-0 and winning the Peach Bowl over Auburn...The Knights ended the season #6 in the final AP poll, the highest finish for the school...Scored 4 TDs in his season at UCF, 2 on KORs, 1 PR and an INT return...Scored on a 91-yard KOR vs. Austin Peay (11/4) and on a 95-yard KOR vs. South Florida (11/24), breaking a 42-42 tie in the rivalry game late in the 4th quarter and giving the Knights the lead en route to a win and berth in the AAC title game against Memphis...Returned INT 57 yards for a TD at Maryland (9/23) and took a punt back 66 yards for a score against East Carolina (10/14)...Had 4 INTs on the season to tie for the lead on the club and led the Knights with 11 pass breakups...Ranked

8th on team with 49 tackles...Had INTs against Maryland (9/23) he returned 57 yards in only his 2nd game as a Knight, vs. Memphis (9/30) he took back 35 yards, vs. Uconn (11/11) for 0 yards and vs. USF (11/24) for 0 yards...Blocked a PAT at Cincinnati (10/5)...Notched season-best 8 tackles vs. Memphis (9/30)...In his lone season at Garden City Community College, helped the Broncbusters to the national championship in junior college, topping Arizona Western 25-22 in the El Toro Bowl in Yuma, AZ...Earned National Junior College Athletic Association 1st-Team All-America honors at Garden City and was named Jayhawk Conference Defensive Player of the Year...Had 47 tackles in 11 games and 2 INTs as well as 3 PR TDs on special teams in 2016...Played in 11 games as a true freshman for his home-state UNC Tar Heels in 2015...Had 10 tackles and 3 PD on the season...Returned a kickoff 40 yards as a freshman vs. Miami...UNC lost to Clemson in the ACC title game and went on to face Baylor in the Russel Athletic Bowl.

PREP Led New Bern (NC) High as the club's QB to a 16-0 mark and the 4A state title en route to earning 1st-Team All-State honors by AP...New Bern won state titles in 2012 and 2014...Was MVP of state title game rushing for 106 yards and throwing for 133 and 2 TDs...Ended senior season with 1,537 passing yards and 1,724 rushing with a combined 41 TDs...Rated a 4-star prospect and North Carolina's #13 player by Rivals.com...Was team's punter.



HUGHES' COLLEGE TOTALS

Year.....GP/GS	Tackles			Sacks	INTs	TFL	PD	FF/FR
	Solo	Asst.	Total					
2015 (UNC).....11/0	10	1	11	0.0	0	0	3	0/0
2016 (GCCC).....11/11	40	7	47	0.0	2	2.0	6	0/0
2017 (UCF).....12/11	37	12	49	0.0	4 (92)	0.5	11	1/0
Totals.....34/22	87	20	107	0.0	6	2.5	20	1/0

KICKOFF RETURNS

Year.....GP/GS	Rec.	Yards	Avg.	Long	TD
2015 (UNC).....11/0	4	125	31.3	40	0
2016 (GCCC).....11/11	10	183	18.3	--	0
2017 (UCF).....12/11	20	635	31.8	95t	2
Totals.....34/22	34	943	27.7	95t	2

PUNT RETURNS

Year.....GP/GS	Rec.	Yards	Avg.	Long	TD
2015 (UNC).....11/0	0	0	0.0	0	0
2016 (GCCC).....11/11	10	58	5.8	--	0
2017 (UCF).....12/11	20	14	0.7	66t	1
Totals.....34/22	30	72	2.4	66t	1



75

BRIAN O'NEILL

POSITION: Tackle
HEIGHT/WEIGHT: 6-7/297
DOB: 9-15-95
HOMETOWN: Wilmington, DE

HIGH SCHOOL: Salesianum
COLLEGE: Pittsburgh
ACQUIRED: Draft 2 (#62) 2018
NFL/VIKINGS SEASON: R

• Highest-drafted Pitt player by the Vikings since Hall of Famer Chris Doleman at #4 overall in 1985.

• The 3rd-highest OL drafted by the Vikings since 2007, behind Matt Kalil at #4 in 2012 and Phil Loadholt at #54 in 2009.

• Father, Brendan, is a former Dartmouth RB in the 1970s.

OFF THE FIELD Earned bachelor's degree in finance in December 2018...Enjoys golf in his free time...Has strong athletic background in his family - father played RB at Dartmouth, mother was a swimmer at Northeastern and had a brother who played soccer at Northwestern...High school teammates with Villanova star and Final Four MVP Donte DiVincenzo...Has been active working with Autism Delaware charity events.

PRO The highest drafted Pitt player by the Vikings since Chris Doleman was selected #4 overall in 1985...Declared for the NFL Draft following his junior season...Highest drafted Pitt offensive lineman since Jeff Otah went to Carolina with the #19 overall pick in 2008...Shares alma mater with Vikings assistant offensive line coach Andrew Janocko and former Vikings Pro Bowl C Jeff Christy, who played for the Vikings from 1993-99...Was part of 45 players drafted from the ACC in 2018, the 2nd-most from a conference behind the SEC's 53...Selected with the #62 overall choice by the Vikings in 2018.

COLLEGE Started the final 37 games and played in 38 during his Panthers career, 2015 and 2016 at RT and 2017 at LT...Opened all 12 games as a senior...Helped Pitt to bowl games in 2015 and 2016 with 8-5 records, falling to Navy in the Military Bowl in 2015 and Northwestern in the Pinstripe Bowl in 2016...Team was 5-7 in 2017 but won the final game of the season

and the final game of his Pitt career with a stunning 24-14 upset over #2 Miami...The Panthers had achieved the feat in 2016 as well with a huge upset of #2 Clemson on the road 43-42...Capped his final season at Pitt as an All-Atlantic Coast Conference choice by the *Associated Press* and conference coaches...Scored a pair of TDs on running plays and caught a pass he nearly scored on during his Pitt career...Nearly scored on a throwback lateral against North Carolina State but was stopped just shy of the end zone after a 10-yard gain...Moved from TE to OT as a redshirt freshman in 2015 and went on to start 12 games at RT...Opened all 13 games at RT in 2016...Scored both career TDs on rushes during the 2016 season - a 24-yarder vs. Georgia Tech and a 5-yard score against Virginia Tech...Threw a pair of incomplete passes on the season...Earned 2nd-Team All-ACC from conference coaches and 3rd-Team All-ACC from media in 2016...Made 1st career start at Akron (9/12)...Redshirted as a TE in 2014.

PREP Helped Salesianum High to Delaware Division I state championship as a standout TE/DE with an 11-1 mark...He averaged 18.6 yards per catch with 33 catches for 614 yards and 8 TDs...Named 1st-Team All-State as a senior after 3rd-Team honors as a sophomore and junior...During his final 3 seasons, squad went 31-7...Earned Delaware Basketball Player of the Year honors as a senior after leading team to 1st state title with a 22-2 mark...Averaged 13.5 ppg and 8.2 rpg on the hardwood.

TACKLE FOOTBALL

The Vikings selected Pitt OT Brian O'Neill in the 2nd round of the 2018 Draft with the #62 overall selection. O'Neill was the 5th OT selected in 2018 and is one of the highest-drafted OTs in club history.

HIGHEST SELECTED OTs in 2018 NFL DRAFT

PLAYER	SELECTION, TEAM
Mike McGlinchey, Notre Dame	Rd. 1/#9, San Francisco
Kolton Miller, UCLA	Rd. 1/#15, Oakland
Isaiah Wynn, Georgia	Rd. 1/#23, New England
Austin Corbett, Nevada	Rd. 2/#33, Cleveland
Connor Williams, Texas	Rd. 2/#50, Dallas
Brian O'Neill, Pitt	Rd. 2/#62, Minnesota

VIKINGS HIGHEST-DRAFTED OTs

PLAYER	ROUND/YEAR
Ron Yary, USC	1/1968
Archie Sutton, Illinois	2/1965
Steve Riley, USC	1/1974
Todd Steussie, Cal	1/1994
Korey Stringer, Ohio State	1/1995
Bryant McKinnie, Miami	1/2002
Phil Loadholt, Oklahoma	2/2009
Matt Kalil, USC	1/2012
Bryan O'Neill, Pitt	2/2018





92

JALYLN HOLMES

POSITION: Defensive Tackle
HEIGHT/WEIGHT: 6-5/283
DOB: 1-25-96
HOMETOWN: Norfolk, VA

HIGH SCHOOL: Lake Taylor
COLLEGE: Ohio State
ACQUIRED: Draft 4 (#102) 2018
NFL/VIKINGS SEASON: R

• Part of Buckeye's 2014 National Championship team and won Big Ten titles in 2014 and 2017.

• Teammates at Ohio State with Vikings C Pat Elflein.

• Attended Lake Taylor HS in Norfolk, Virginia, the same HS as former Vikings LB Marvin Mitchell, current Seahawks CB Mike Tyson and UFC Fighter Brandon Vera.

OFF THE FIELD Majored in family resource management at Ohio State...Son of Tasha Holmes...High school teammates with current Seahawks CB Mike Tyson.

PRO Selected with the 102nd overall choice, the 2nd pick in the 4th round, in 2018...Pick #102 is the same as Kirk Cousins (Washington, 2012)...The 12th Ohio State Buckeye to be drafted by the Vikings


COLLEGE Was a team captain for the Buckeyes as a senior in 2017...Played in 49 games with 9 starts and totaled 84 tackles, 14 TFL and 5.5 sacks in his career...Was a member of the Buckeyes' 2014 national championship season and was a part of bowl victories over Alabama (Sugar Bowl), Oregon (CFB national championship game), Notre Dame (Fiesta Bowl) and USC (Cotton Bowl)...Named 2-time All-Conference honorable mention...Member of 2 Big Ten title-winning teams in 2014 and 2017...Appeared in every OSU game for 3 straight seasons from 2015-17 (40 games)...Registered all 9 of his career starts in 2017...Played behind future NFL defensive lineman Joey Bosa and Sam Hubbard early in his career...Chose Ohio State over Florida State and Clemson...Competed in the Senior Bowl prior to the NFL Draft

PREP Attended Lake Taylor in Norfolk, VA and helped the school win its 1st Virginia 4A state championship in 2012, capping off a perfect 15-0 season...High school teammates with current Seahawks CB Mike Tyson...Played in the U.S. Army All-American Bowl...Was a consensus 4-star prospect coming out of high school...Ranked among the Top-100 players in the nation according to 247Sports and Rivals...Also played basketball for 3 years.



HOLMES' COLLEGE TOTALS

Year.....GP/GS	Tackles			Sacks	INTs	TFL	PD	FF/FR
	Solo	Asst.	Total					
2014.....9/0	6	5	11	0.0	0	1.0	0	0/0
2015.....13/0	5	6	11	1.0	0	1.5	0	1/0
2016.....13/0	12	21	33	2.0	0	8.5	1	1/2
2017.....14/9	17	12	29	2.0	0	3.0	3	1/0
Totals.....49/9	40	44	84	5.0	0	14.0	4	3/2



83

TYLER CONKLIN

POSITION: Tight End
HEIGHT/WEIGHT: 6-3/254
DOB: 7-30-95
HOMETOWN: Chesterfield, MI

HIGH SCHOOL: L'Anse Creuse North
COLLEGE: Central Michigan
ACQUIRED: Draft 5 (#157) 2018
NFL/VIKINGS SEASON: R

- Played NCAA II basketball at Northwood University for 1 season before transferring to Central Michigan to play football.
- Team captain in 2017 and earned All-MAC honors after grabbing 35 passes for 504 yards and 5 TDs.
- Caught a 16-yard TD pass from Wyoming QB Josh Allen, whom the Bills drafted at No. 7 overall, in the Senior Bowl.

OFF THE FIELD Earned degree in communications...Younger brother, Trevor, is a junior LB at Central Michigan...When Tyler declared for the NFL Draft, Trevor said he plans to switch to No. 83, Tyler's former number.

PRO Selected in the 5th round (#157) of the 2018 NFL Draft... Was 12 of 14 TEs drafted in 2018...Minnesota traded up 10 spots in the 5th round to select the Central Michigan TE.

COLLEGE In 2017, appeared in 8 games, starting 5, after missing the first 5 with an injury...Named team captain and earned 3rd Team All-MAC honors as a senior...Named to John Mackey Preseason Watch List...Accepted an invitation to play in the Senior Bowl, where he caught a 16-yard TD pass from Wyoming QB Josh Allen, whom the Bills drafted at No. 7 overall...Had 28 catches for 406 yards and 5 TDs...Averaged 58.0 receiving yards per game...Recorded 136 yards on 10 receptions, both career-bests, with 2 TDs in his season debut

at Ohio (10/7)...Earned the John Mackey Tight End of the Week Award for his performance at Ohio...Caught 4 passes for 104 yards at Kent State (11/14)...In 2016, appeared in all 13 games, making 11 starts...Ranked 3rd on team in receptions (42) and receiving yards (560)...Recorded 6 receiving TDs on the year, which ranked 2nd on team...Caught a career-high 7 passes for 96 yards and 2 TDs at Oklahoma State (9/10)...Earned John Mackey Tight End of the Week award on 9/19 and was named to Mackey Award Midseason Watch List in October...6 catches for a career-high 97 yards at Virginia (9/24)...Caught a game-winning 25-yard TD pass in triple OT against Northern Illinois (10/19)...Part of honorable mention list for John Mackey Tight End of the Week award after NIU catch...Made 5 receptions for 74 yards and a TD at Toledo (10/22)...Caught four passes for 47 yards at Miami (11/4)...Caught 2 passes for 21 yards against Tulsa in the Miami Beach Bowl (12/19)...Named CMU's Offensive Newcomer of the Year...In 2015, had 6 catches for 95 yards...Had 5 tackles, 4 of them unassisted, on special teams... Did not see game action in 2014 due to transfer regulations... Played basketball during the 2013-14 season at Northwood University, a NCAA DII school nicknamed the Timberwolves in Midland, Michigan...Averaged 3.3 points/game in 8 career games.

PREP Starred in both football and basketball at L'Anse Creuse North HS...Led his basketball team to the Class A Final Four as a junior.

CONKLIN'S COLLEGIATE TOTALS

Receiving						
Year.....	GP/GS	Rec.	Yards	Avg.	Long	TD
2014	TRANSFER					
2015	13/0	6	95	15.8	25	0
2016	13/12	42	560	13.3	35	6
2017	8/5	35	504	14.4	42	5
Totals	34/17	83	1,159	14.0	42	11





7

DANIEL CARLSON

POSITION: Kicker
HEIGHT/WEIGHT: 6-5/213
DOB: 1-23-95
HOMETOWN: Colorado Springs, CO

HIGH SCHOOL: Classical Academy
COLLEGE: Auburn
ACQUIRED: Draft 5 (#167) 2018
NFL/VIKINGS SEASON: R

- First K drafted in 2018, the 167th overall selection and the highest-drafted kicker in Vikings history.
- Named Southeastern Conference Special Teams Player of the Year in 2016 and 2017 and 1st-Team All-SEC both seasons.
- Ended college career as the SEC's career scoring leader with 480 points and 92 career FGs made.

OFF THE FIELD Earned bachelor's degree in marketing and holds his MBA, playing his final 2 seasons while taking graduate classes...Married to Katherine in January 2018...Has long family history in the SEC - grandfather played baseball at Alabama and father played tennis for the Crimson Tide while his grandmother was an Alabama cheerleader and his mother worked as a student in recruiting for Bear Bryant...Younger brother, Anders, kicks at Auburn...Older brother, Nils, played soccer at Embry-Riddle and professionally in Europe...Named to AFCA's Good Works Team and was consistently on the SEC Academic Honor Roll...Attended annual Passion Conferences and participated in a mission trip to Guatemala during the summer of 2017...Heavily involved in the #EndItMovement, a campaign focused on the "prevention, rescue and restoration" for human-trafficking victims.

PRO The 1st kicker drafted in 2018 and the 2nd specialist selected following Texas punter Michael Dickson going 18 picks earlier to Seattle...Is the 7th K the Vikings have drafted in team history and the 1st since Blair Walsh in 2012...The highest-drafted K in team history at #167, ahead of Walsh at #175...Drafted with the Vikings 2nd pick in the 5th round...Vikings traded up with the NY Jets to acquire the 167th pick used for the selection...1 of 53 SEC players drafted in 2018, the most of any conference.

COLLEGE Earned All-America honors 3 times from Walter Camp Football Foundation, 1st-Team as a senior and 2nd-Team as a sophomore and junior...Named All-America 1st-Team by AFCA as a senior and 2nd-Team honoree by *Associated Press* as a junior and senior...Made 1st-Team All-SEC as a sophomore, junior and senior...The SEC's Special Teams Player of the Year as a junior and senior...Named Outstanding Specialist for the Senior Bowl...Ended Auburn career as the school and SEC record holder in career scoring with 480 points, 474 kicking points, career FGs made with 92 and consecutive PATs made with

198, never missing a point after in his career and has a career FG % of .807...Connected on 13-of-21 FGs of 50+, the 2nd-best % on 50+ kicks in NCAA history...Made 4 FGs of 50+ in each of his final 3 seasons and booted a pair of 50+ as a senior in road game at Missouri...Set NCAA record with 7 career games making 4+ FGs in a game...Holds 14 Auburn kicking records, including most points in a season with 134 as a junior and tied school and SEC record with 6 FGs in a game against LSU as a junior...Ranks #1 and #2 in Auburn history for most kicking points in a season with 128 in 2016 and 126 in 2017...Had career-best 128 kicking points, 134 total points including a 20-yard rushing TD against Arkansas State as a junior...Booted career-best 28-of-32 FGs as a junior and made 23 FGs as a sophomore (23/27) and senior (23/31)...Redshirted for Tigers as they won SEC title and advanced to BCS National Championship Game against Florida State in 2013, ending season 12-2...Helped team to a 10-4 mark as a senior, playing in SEC title game against Georgia and going on to face UCF, and fellow Vikings rookie CB Mike Hughes, in the Chick-Fil-A Peach Bowl to cap his career...Team played in 5 straight bowls during his time on campus.

PREP Named Class 3A All-State as a junior and senior at The Classical Academy in Colorado Springs...Played in Army All-America game as a senior and was ranked the #3 kicking prospect in the country by Scout and Rivals...Was top-rated high school kicker by ESPN...Helped team advance to state title game as a junior and senior in soccer.

CARLSON'S COLLEGE TOTALS

CARLSON'S COLLEGE TOTALS			FGs							
Year.....	GP/GS	TOTAL	0-19	20-29	30-39	40-49	50+	PAT	TD	POINTS
2013		REDSHIRT								
2014	13/0	18-24	0-0	10-11	3-3	4-9	1-1	57-57	0	111
2015	13/0	23-27	0-0	8-10	7-7	4-5	4-5	40-40	0	109
2016	13/0	28-32	2-2	5-5	10-11	7-7	4-7	44-44	1	134
2017	14/0	23-31	0-0	7-8	6-7	6-8	4-8	57-57	0	126
Totals.....	53/0	92-114	2-2	30-34	26-28	21-29	13-21	198-198	1	480



73

COLBY GOSSETT

POSITION: Guard
HEIGHT/WEIGHT: 6-5/311
DOB: 6-23-95
HOMETOWN: Cumming, GA

HIGH SCHOOL: North Forsyth
COLLEGE: Appalachian State
ACQUIRED: Draft 6 (#213) 2018
NFL/VIKINGS SEASON: R

• The 1st Appalachian State player drafted by the Vikings and only the 4th offensive lineman from the school ever drafted.

OFF THE FIELD Earned bachelor's degree in business management in December 2018...Married in July 2018 to Hannah...Comes from a family with 4 sisters...Avid outdoorsman that enjoys hunting and fishing, especially waterfowl hunting.

PRO Was the 2nd of 2 offensive linemen selected in Vikings 2018 draft class, joining 2nd-round T Brian O'Neill from Pitt...Is the 1st Appalachian State player drafted by the Vikings in team history...Selected with the Vikings 1st pick of the 6th round, #213 overall, a compensatory pick...Was the 3rd player in App State history to earn a Senior Bowl invite, joining WRs Brian Quick (2012) and Dexter Jackson (2008).

COLLEGE Ended his collegiate career with 46 consecutive starts and earned 1st-Team All-Sun Belt Conference honors as a junior and senior...Played in 47 career games with 46 starts...Team won the Sun Belt in 2016 and 2017...Helped squad win

bowl games each of his final 3 seasons...Won consecutive Camellia Bowls over Toledo in 2016 and Ohio in 2015...The 2015 Moutaineer squad went 11-2...Appalachian moved to the FBS and the Sun Belt Conference in 2014 after being a perennial power in the FCS ranks previously...Started all 13 games at RG as a senior in 2017, helping team go 9-4 and win the Sun Belt...He did not allow a sack on the season and was only flagged for 3 penalties...Helped team to Sun Belt title in 2016 with a 10-3 mark...Started all 13 games at RG in 2016, allowing 1 sack on the season...Started all 13 games in 2015 as team went 11-2 and finished runner-up in the Sun Belt...Squad went on to win Camellia Bowl against Ohio University...Stepped into starting lineup as a redshirt freshman in the final 7 games of the 2014 season...Team went 6-1 in his 7 starts and rebounded from a slow start to finish with 7-5 record, winning final 6 games...Made 1st career start against Liberty...Redshirted in 2013.

PREP Was a 2-way OT/DE at North Forsyth High...Named 1st-Team All-Region as a senior OT...Rated a 2-star recruit by Rivals...Played in 2012 Chamber Bowl all-star game.



61

ADE ARUNA

POSITION: Defensive End
HEIGHT/WEIGHT: 6-5/263
DOB: 4-27-94
HOMETOWN: Akure, Nigeria

HIGH SCHOOL: La Lumiere (Indiana)
COLLEGE: Tulane
ACQUIRED: Draft 6 (#218) 2018
NFL/VIKINGS SEASON: R

• Moved to the United States in 2010 from Nigeria to play basketball.

• Competed in soccer, judo and gymnastics in Nigeria before coming to America.

OFF THE FIELD Full name is Adetarami Aruma...Earned degree in homeland security studies and seeking 2nd degree in public health...Trained with Vikings Legend Keith Millard in California prior to the draft...Enjoys cooking, especially Nigerian food...Bakes his own bread...Is a big fan of action movies.

PRO Selected in the 6th round (#218 overall) of the 2018 NFL Draft

COLLEGE 3-year starter at Tulane appearing in 44 games with 34 starts in his career...Had his best season as a junior, wrapping up 43 total tackles, 5.0 sacks and 10 TFL...Compiled 25 tackles, 3.0 sacks and 3 TFL as a senior after a defensive

scheme switch...Totaled 3.0 sacks and 5 TFL as a sophomore in his 1st season as a starter...Invited to the 2018 NFLPA Collegiate Bowl...As a freshman, recorded 4 kickoffs...Named to the 2015-16 and 2016-17 American Athletic Conference All-Academic Teams...Redshirted as a true freshman in 2013...Enjoyed visiting Children's Hospitals while at Tulane.

PREP Attended La Lumiere HS in La Porte, IN where he helped the Lakers to their 1st winning season in over a decade with a 5-4 record in his lone prep season playing football...Attended 3 high schools in 3 different states to play basketball before settling in Indiana as a senior...Also competed in basketball and track and field while in high school, competing in the 400 meters, discus, shotput and high jump...He guarded Minnesota Timberwolves star Andrew Wiggins while in high school.

ARUNA'S COLLEGE TOTALS

Tackles

Year.....GP/GS	Solo	Asst.	Total	Sacks	INTs	TFL	PD	FF/FR
20148/0	6	1	7	1.0	0	1.0	0	1/0
201512/11	24	8	21	3.0	0	5.0	2	1/0
201612/12	26	17	43	5.0	0	10.0	0	1/2
201712/11	14	11	25	3.0	0	3.0	2	0/1
Totals.....44/34	70	37	107	12.0	0	19.0	4	3/3



57

DEVANTE DOWNS

POSITION: Linebacker
HEIGHT/WEIGHT: 6-5/252
DOB: 10-18-95
HOMETOWN: Mountlake Terrace, WA

HIGH SCHOOL: Mountlake Terrace
COLLEGE: California
ACQUIRED: Draft 7 (#225) 2018
NFL/VIKINGS SEASON: R

• Despite missing the last half of the season he earned Cal's Bear Backers Defensive MVP and earned honorable mention All-Pac-12 honors.

OFF THE FIELD Son of John Downs and Rosa Cham-Sanchez...Earned degree in legal studies.

PRO Selected in the 7th round (#219) in the 2018 NFL Draft...The 9th player drafted from California, 3rd LB.

COLLEGE Appeared in 40 career games, starting 20...Finished his career with 212 tackles, 14.5 TFL, 8.0 sacks, and 2 INTs...Despite missing the last half of the season he earned Cal's Bear Backers Defensive MVP and earned honorable mention All-Pac-12 honors as a senior...2nd on the team in tackles with 65...Named Pac-12 Defensive Player of the Week twice in the 1st 3 weeks of the 2017 season, both after victories over UNC and Ole Miss...Posted a career-high and game-high-tying 14 tackles, 3 TFL and 2.0 sacks against Ole Miss (9/2)...Recorded a game-high 13 tackles and an INT returned for a career-high 39 yards...Tallied 5 tackles, 1.0 sack, 1 TFL, 1 FR, and 1 FF against Weber State...(9/9)...Led the Bears and posted a career-high

84 tackles in 2016...Registered 14 tackles against Stanford (11/19)...Forced 4 TDs during his sophomore campaign...Registered his 1st career pick-6 against Grambling State, also led the team in tackles with 6 (9/5)...Led the team in sacks as a freshman with 3.0...Led all freshman in tackles and TFL...Was 1 of 5 true freshman to play in all 12 games.

PREP 4-star recruit from Mountlake Terrace HS...Selected to play in the U.S. Army All-American Bowl following his senior year but was unable to due to injury...Rushed for 1,271 yards and 24 TDs during his junior campaign, adding 63 tackles, 17 TFL and 7.0 sacks...AP Washington Class 3A All-State honorable mention as a RB...3A Wesco South All-League offensive and defensive teams...Led his team to the postseason for the 2nd and 3rd times in school history in 2011 and 2012...Led Wesco South League with 19 rushing TDs as a freshman.

DOWNS' COLLEGE TOTALS

Year.....	GP/GS	Tackles			Sacks	INTs	TFL	PD	FF/FR
		Solo	Asst.	Total					
2014	12/0	19	15	34	3.0	0	5.0	0	0/0
2015	9/1	13	16	29	0.0	1	0.5	2	1/1
2016	12/12	40	44	84	2.0	0	3.5	4	0/0
2017	7/7	36	29	65	3.0	0	5.5	2	2/2
Totals	40/20	40	59	212	8.0	0	14.5	8	3/3

2018 VIKINGS ROOKIE FREE AGENTS

#85 Jeff Badet // WR // Oklahoma 5-11, 182 // Orlando, FL

- Appeared in 48 games with 30 starts over his collegiate career at both UK and OU
- Spent the 2017 season at Oklahoma after 3 seasons at UK, wanted to play with Heisman Trophy winning QB Baker Mayfield
- Helped lead OU to a Big 12 Championship and the College Football Playoff in his only year with the team, hauling in 26 passes for 400 yards and 3 TDs
- Became the 26th player in UK history to reach 1,000 career receiving yards, totaling 1,385 during his time in Lexington
- Started 13 games in his redshirt junior season at UK and led the team in receiving yards (670) while ranking 2nd in receptions (31) and TD receptions (4)
- Ranked 6th nationally in 2016 with a yards per catch average of 21.6
- Contributed as a kick and punt returner throughout his career
- Hauled in at least 20 receptions in each of his four seasons
- Named team captain for 9 of UK's games in 2016
- Graduated from Kentucky with a bachelor's degree in agricultural economics and pursued a master's degree in human relations while at OU

- Caught 109 passes for 1,599 yards with 21 TDs over his final two HS seasons and helped lead Freedom HS to a state playoff berth as a senior
- Very proud of his Haitian roots, has a tattoo of the Haitian flag on his stomach
- His brother, Juwan Petit-Frere, plays WR at Southeastern Louisiana

#84 Chad Beebe // WR // Northern Illinois 5-10, 183 // Buffalo, New York

- Played in 44 games for the Huskies and finished his career ranking in the Top-10 in program history in punt returns (48) and punt return yards (329)
- Averaged a team-high 14.9 yards per reception as a redshirt senior, totaling 417 yards on 28 catches
- Was 2nd on the team with 775 all-purpose yards, averaging 86.1 yards per game, in his final collegiate season
- Turned in his best game of his career when he caught 6 passes for 125 yards at Bowling Green on 10/21/17
- Finished his career with 64 receptions for 930 yards and 3 TDs as well as 5 rushes for 10 yards
- Contributed as a return man throughout his career, returning punts for 3 seasons and returning kickoffs as a redshirt senior
- Did not play in 2016 due to an offseason injury that resulted

in him taking a redshirt year

- Grabbed 21 receptions and 219 receiving yards, both 4th best on the team, in 2014 prior to suffering a broken arm in the MAC Championship game
- Earned 3rd Team All-MAC honors as a punt returner by Phil Steele in 2014
- Earned IHSA All-State honors following his senior season of HS at Aurora Christian HS in Aurora, IL.
- Holds the Aurora Christian HS records for most career receptions and receiving yards
- Graduated with a communications/corporate business major
- Father is Don Beebe, who played in 6 Super Bowls for the Buffalo Bills and Green Bay Packers

#44 Mike Boone // RB // Cincinnati 5-10, 206 // Macclenny, FL

- Played in 10 games, starting 9, as a senior in 2017 (110 carries, 484 yards, 4 touchdowns; 24 catches, 177 yards, and 1 touchdown reception)
- Saw action in 9 games in 2016 before a foot injury against BYU caused him to miss the rest of the season
- Totaled 105 carries, 388 yards, 2 touchdowns, 20 catches, 249 receiving yards, 21 kick returns for 506 yards in those 9 games
- Played in 10 games in 2015, totaling 177 rushing yards on 96 carries for an average of 7.5 yards per carry
- Returned 14 kicks for 231 yards with a long of 37 yards
- Finished the regular season ranked 6th in the conference and 83rd nationally with 105.5 all-purpose yards-per game
- Ranked 9th in the league with 71.7 rushing yards per game
- Originally scheduled to redshirt in 2014 and ended up leading the team in rushing with 650 yards and 9 touchdowns in 9 games. Averaged 6.4 yards per carry and had only 5 lost yards and scored in 7 straight games
- Prepped at Baker County High School and helped the team to a 7-3 record as a senior, catching 57 passes for 1,068 yards and 18 touchdowns
- Holds a school record of 211 receiving yards in a single game in 2013

#66 Curtis Cothran // DT // Penn State 6-5, 283 // Newtown, PA

- Appeared in 37 games with 21 starts for the Nittany Lions, starting all 13 games during his senior season
- Earned Honorable mention All-Big Ten honors from the conference coaches and Penn State's Quarterback Club Award, awarded to seniors that deserve special recognition
- 1 of 8 players to be a part of 3 straight seasons with at least 1 shutout, the longest streak for the team since 1989-91
- Totaled a career-high 3.5 sacks while recording 16 total tackles and 4 TFL as a senior
- Selected to play in the East-West Shrine game leading up to the draft
- Part of a defense that totaled 14 TFL vs. Akron in 2017, chipping in 1 with a 0.5 sack and 0.5 TFL
- Wrapped up a career-high 4.5 TFL in his junior season, his first season in a starting role as he started 8 of the 10 games he appeared in
- Made his collegiate debut vs. UMass in his redshirt freshman season, his lone game action that season, and registered a TFL
- Graduated in August of 2017 with a degree in criminology and began working on a second degree in media studies
- 3-year letterman at Council Rock North HS while also competing in track and field, selected as a team captain as a senior and played in the Chesapeake Bowl and East-West Game
- Rated as a Top 40 high school DE by Rivals, Scout and 247 Sports

#58 Garret Dooley // LB // Wisconsin // 6-2, 248 // Rochester, IL

- Appeared in 39 games at Wisconsin with 16 starts. Voted Second-Team All-Big Ten by the coaches
- Totaled 84 tackles, 18.5 TFL, 11.0 sacks, 8 QBH and 1 FF during his 3 years at Wisconsin
- A part of the winningest senior class in school history, going 45-10 and 29-5 mark in Big Ten. Also participated in 4 consecutive bowl game wins
- Started all 14 games as a senior, logging 41 tackles, 12 TFLs and 7.5 sacks and helped contribute to the #2 ranked defense
- Had a day against Northwestern when he recorded career-highs in tackles and sacks with 9 and 3.5 respectively (9/30)
- Finished his high school career with 132 tackles, 18.0 TFLs, and 14.5 sacks playing as a middle linebacker
- Four-star recruit coming out of high school and was ranked #11 in the state of Illinois. Won back-to-back First-Team All-Conference award honors
- Volunteered with the Big Buddy program and participated in Homes for Troops and Community Service Sundays while at Wisconsin
- Earned degree in personal finance in May 2017
- Cousin Buck Casson played football at Rice University from 2003-06

#59 Chris Gonzalez // G // San Jose State 6-3, 313 // Los Angeles, CA

- 3-year starter at RG, appearing in 44 games with 36 starts over his 5 seasons at SJSU
- Earned honorable mention All-Mountain West recognition his redshirt senior season after being the only member of the offensive line to start all 13 games
- Part of an offensive line his senior season that was made up of 4 seniors and helped lead the way for a rushing attack that averaged 120.1 yards per game
- 4-time Mountain West All-Academic Team honoree and a 2-time Arthur Ashe, Jr. Sports Scholar award recipient
- Started 10 games at RG his redshirt junior year, helping the team score 66 points in a win over Portland State, the most points scored by the Spartans in a single game since 2004
- Started all 13 games at RG as a redshirt sophomore, paving the way for the SJSU offense to score at least 20 rushing TDs and at least 20 passing TDs in a season for the 2nd time in the university's modern era
- Has playing experience at both tight end and on special teams, having played primarily as a reserve tight end in his redshirt freshman season, in which he appeared in 8 games
- Majored in business administration and is a native of Los Angeles
- 2012 Santa Fe League Defensive Player of the Year for Salesian High (Los Angeles) in his only season at the school
- 2-time All-C.I.F. football selection in HS and an All-Pioneer League choice as a junior at Torrance High, where he also competed in the shot put and discus throw on the track-and-field team

#37 Holton Hill // CB // Texas 6-2, 196 // Houston, TX

- Competed in 26 career games, including 20 starts over the span of 3 seasons at Texas
- Played in and started the first 9 games of his junior year, becoming the 1st player in the past 10 season with both a pick-6 and blocked FG returned for a TD in the same game when playing Maryland (9/2/17)
- Became the 3rd player in school history to return an interception for a TD in back-to-back games (Maryland/San Jose State)
- Had a career day against Oklahoma State when he tallied 9 total tackles (8 solo) and a PBU

- Suited up for every game as a true freshman, starting 8 games
- He was 1 of 6 finalists for the Watkins Award which recognizes the nation's top African-American high school male athlete
- Helped his high school to an 11-1 record, making an appearance in the 5A Division 1 regional playoffs in 2013
- An All-American coming out of Lamar High School and rated one of the top cornerbacks in the nation
- Majored in corporate communication
- Son of Sherell and Holton Hill; His father played football at UTEP from 1980-82

#86 Tyler Hoppes // TE // Nebraska 6-3, 236 // Lincoln, NE

- Set the Nebraska TE record for receptions with 37 in his senior season
- Earned Academic All-Big Ten honors in back-to-back years (2016, 2017) and was a 6-time Nebraska Scholar-Athlete Honor Roll honoree
- Saw his 1st game action as a junior, providing depth at TE behind 3 seniors and contributing on the kickoff return unit
- Had a breakout year as a senior, playing in all 12 games with 10 starts and hauling in 34 passes for 377 yards and 3 TDs
- Helped block for a Nebraska offense that averaged 100+ rushing yards per game in 2017
- Recorded 5 games with at least 3 receptions during his final season with the Huskers
- Very active in the community, volunteering with Uplifting Athletes, the Lincoln Marathon, NFL Fuel Up to Play 60, American Education Week and the People's City Mission.
- Played 1 year of football at Wayne State before transferring to Nebraska
- Attended Lincoln Southwest HS and earned All-Heartland Conference honors as a senior after catching 15 passes for 269 yards and 2 TDs
- In his junior year of HS, Hoppes helped Southwest to a 9-2 record and the second round of the Class A playoffs, totaling 52 tackles and 7 sacks to earn honorable mention All-City honors
- Teammates with Vikings GM Rick Spielman's son, J.D., while at Nebraska

#36 Craig James // CB // Southern Illinois 5-10, 195 // Edwardsville, IL

- Played in 20 games in his 2 seasons at Southern Illinois
- Totaled 37 tackles (26 solo) while snagging 2 INTs, 1 FR and 1 FF in his senior season
- Served as the primary punt returner as a senior, returning 19 punts for 162 yards with a long return of 33 yards
- Earned Honorable mention preseason All-Mountain Valley Football Conference recognition
- Named to the MVFC All-Newcomer Team in 2016 after finishing 2nd in the conference in passes defended per game with a 1.0 average
- Totaled a team-high 3 INTs as a junior, including 1 returned for a TD vs. Missouri State, while racking up 30 tackles (24 solo)
- Compiled a season-high 9 tackles in a win vs. Southeast Missouri
- Played 2 seasons at the University of Minnesota prior to transferring to Southern Illinois
- Saw action as a true freshman with the Gophers, serving as the team's primary punt returner and helping out in the secondary.
- Played in 18 games with Minnesota before his sophomore season was cut short due to injury
- Returned 16 punts for 139 yards as a true freshman while appearing in all 13 of the team's games.
- Attended Edwardsville HS and received honorable mention All-State honors as a senior.

#51 Hercules Mata'afa // DE // Washington State 6-2, 254 // Lahaina, HI

- 3-time All-PAC-12 selection, earning First-Team honors as a junior, Second-Team as a sophomore, and honorable mention as a freshman
- Named AP Pac-12 Defensive Player of the Year after leading the conference in sacks (9.5) and TFL (21.5)
- Declared for the NFL after having his best year during his junior campaign with the Cougars. He tallied 43 tackles, 21.5 TFL, 2 FF and a FR
- Set a Washington State single-season record with 22.5 TFL
- Appeared in 39 games, making 25 starts. Finished his career with 123 tackles, 47 tackles for loss - 2nd in WSU history, and 22.5 sacks, good for 4th in school history
- Earned Pac-12 Defensive Player of the Week honors after matching a career-high in tackles with 8, including a career-high 5 TFLs, and 3 sacks against Utah
- Named to *USA TODAY's* Sports Freshman All-America First Team after leading the team in sacks as a freshman and ranking 4th in the Pac-12
- Attended Lahainaluna High School in Hawaii. He was rated the #4 overall prospect coming out of Hawaii
- He was a state finalist as a junior and senior in wrestling
- Participated in the Alabama-Mississippi All-Star Game

#46 Trevon Mathis // CB // Toledo 5-10, 186 // Pittsburgh, PA

- Totaled 120 tackles (90 solo), 29 PBUs, 6 interceptions, 3.5 TFLs, 1 fumble, and 1 fumble recovery
- Started 27 consecutive contests for the Rockets to finish off his career
- Collected a career-high 9 tackles against Northern Illinois during his junior year
- Recorded a 6 tackles and a career-best 2 INTs against NIU, including a vital 4th quarter pick. His 3rd INT of the season came during the MAC Championship game
- Was a First-Team All-Conference and Second-Team All-State selection at cornerback as a senior. Tallied 62 tackles and 3 INTs
- Played in 13 games as a freshman, starting 2 contests, and recorded at least 1 tackle in 11 games
- Majored in interdisciplinary studies

#38 Tray Matthews // S // Auburn 6-1, 213 // Newnan, GA

- Suited up for 36 total career games, starting 33 at Auburn
- Started his collegiate career in 2013 at Georgia, making 8 appearances and 6 starts before deciding to transfer to Auburn
- Finished his career at Auburn with 181 tackles (105 solo), 4 INTs, 2 FF, and a FR
- Second-Team All-SEC and SEC Academic Honor Roll honoree
- Recorded a team-high 8 tackles and an interception against his former school, Georgia
- Started every game and led Auburn in tackles in 2016 with 76
- Was a four-star prospect coming out Newnan High School. Ranked as the No. 7 safety in the nation by Rivals.com
- He was a 2013 Army All-American Bowl and Junior Bowl participant
- Tallied 51 tackles, including 2 for loss, and 528 yards receiving his senior year at Newnan HS
- Received his bachelor's degree in December 2016 and is currently working towards his master's degree in the College of Education

#49 Mike Needham // LB // Southern Utah 6-3, 224 // St. George, Utah

- 4-year contributor for the Thunderbirds
- 3-time All-Big Sky First-Team All-Conference selection
- Tallied 100 tackles (69 solo) and 7.5 TFL as a senior
- Was named the Thunderbird Defensive Player of the Year after his junior season
- Led Southern Utah with 76 tackles and 5 INTs as a junior while also contributing 9 TFL and 3.0 sacks
- Totaled 94 tackles, 8.5 TFL and 3 INTs as a sophomore to earn his 1st All-Conference recognition
- Returned an INT for a TD and 2 fumbles for TDs during his sophomore season
- Finished out his freshman season with 67 total tackles, 5 TFL and 1.0 sack
- Attended Desert Hills High School in St. George, Utah
- Earned All-Region and consensus First-Team All-State honors as a senior RB, totaling 1,293 yards and 14 TDs
- Led Desert Hills to a region title and state runner-up finish to earn region MVP as a senior
- Also earned a letter in basketball
- Married to Jessica Nakken Needham
- Majored in Exercise Science while at Southern Utah

#6 Peter Pujals // QB // Holy Cross 6-1, 211 // Glenview, IL

- Named 2nd-Team All-Patriot League in 2017, marking the 3rd time he earned All-Conference honors, earning All-Patriot League First-Team in 2015 and Second-Team honors in 2014
- Started all 11 games at quarterback for the Crusaders in 2017, connecting on 238-of-430 passes for 2,776 yards and 17 touchdowns
- Rushed the ball 82 times for 151 yards and 3 scores, while finishing the year with 2,927 yards of total offense
- Ranked 2nd in the Patriot League in both passing yards and yards of total offense, while standing 3rd in pass efficiency (119.4 rating)
- Hit on 1,071-of-1,796 career attempts for 11,695 yards and 84 touchdowns, while rushing 511 times for 1,756 yards and 19 scores
- Ranks 1st all-time at Holy Cross in career games played (48), career games started (46) and career pass attempts; while standing 2nd in career passing yards, career completions, career yards of total offense (13,451) and career TD passes
- Majored in Psychology
- Prepped at Loyola Academy in Wilmette, Illinois and served as a captain his senior season
- Named the 2012 Chicago Catholic League Offensive Player of the Year
- Earned All-State honors from the Illinois Coaches Association and the *Chicago Tribune* as a senior
- Helped lead team to the state championship game in 2011 and semifinal appearances in 2010 and 2012
- Also lettered in basketball, serving as team captain in his senior year

#18 Korey Robertson // WR // Southern Miss 6-1, 212 // Greenwood, MS

- Left school after his breakout redshirt junior season in which he totaled 76 receptions for 1,106 yards and 12 TDs after compiling a combined 51 receptions for 637 yards and 6 TDs in his first 2 seasons
- Hauled in at least 3 catches in 12 of 13 games in 2017 and 7+ receptions in 6 games
- Recorded 100-yd performances in 5 games, all coming in 2017, including a 8-catch 159-yard performance at Rice
- Caught 4 passes for 36 yards and a TD in his final game as a Golden Eagle, the team's Independence Bowl loss to Florida State
- Caught a TD pass in each of his last 4 games at Southern Miss, totaling 5 in that span
- Was a 3-star prospect out of HS and earned First-Team All-State, All-District, All-Area and All-Region honors as a junior and a senior
- Is good friends with former teammate and current LA Rams WR Mike Thomas
- Trained with fellow Vikings UDFA WR Jake Wieneke leading up to the Combine and Draft
- Has 5 siblings and his uncle, Gabe Wallace, played football at Mississippi State
- Graduated in May 2018 with a degree in business

#48 Johnny Stanton // FB // UNLV 6-2, 250 // Greenwood, MS

- Collegiate quarterback making the transition to fullback with the Vikings
- Began his collegiate career at Nebraska before spending a year at Saddleback College in Mission Viejo, California and finishing out his career at UNLV
- Played in 12 games with the Rebels with 7 starts. Started the 1st 4 games of the 2016 season before missing the rest of the season due to injury, but still led the team with 676 passing yards and 6 TDs
- Played in 8 games with 3 starts in 2017, totaling 724 yards on 55-of-88 passing with 4 TDs while also rushing 37 times for 126 yards and 2 TDs for the run-first Rebels
- He was rated as a 3-star prospect coming out of junior college by ESPN, Rivals and 247 Sports while also receiving preseason 4th-Team All-Mountain West honors by Phil Steele before putting on a Rebel uniform
- Appeared in 13 games for Saddleback College and led the Gauchos to the California Community College Football Coaches Association State Championship Game in his lone season with the team
- Named 2015 CCCFCA First Team All-American and Offensive Player of the Year by the Junior College Athletic Bureau
- Totaled 3,471 yards with 27 TDs on 293-of-465 passing while also leading the team in rushing with 747 yards on 183 attempts with 12 TDs
- He passed for 400+ yards on 2 occasions while eclipsing 300 yards 6 times and totaled 9 games with multiple TD passes
- Spent 2 seasons with Nebraska and played in 2 games as a redshirt freshman
- Ranked among the Top-15 dual-threat quarterbacks by both Rivals and 247Sports coming out of Santa Margarita HS
- Full name is Johnny Richard Stanton IV and is the son of John Stanton III

#45 Brett Taylor // LB // Western Illinois 6-1, 230 // Oxford, AL

- Earned back-to-back All American honors in his final 2 seasons at Western Illinois and was named Phil Steele's 2017 FCS Defensive Player of the Year
- Led the Leathernecks with 162 total tackles in 2017 while compiling a team-high 13 TFL and 1.5 sacks
- His 66 solo tackles in 2017 would rank 2nd on the team in terms of total tackles
- Led his team in tackles in his sophomore, junior and senior seasons, with at least 130 total tackles in each season
- Played in all 48 games during his collegiate career and was named a team captain during his senior season
- Earned First-Team All-Missouri Valley Football Conference honors in his junior and senior seasons and Second-Team honors as a sophomore
- Excelled in the class room as well, receiving First-Team Academic All-MVFC and the Missouri Valley Football Conference President's Council Academic Award as a junior and Second-Team Academic honors as a sophomore
- Recovered a career-high 4 FR in 2015 with 2 FF, 3 PD, 11 TFL and 144 total tackles in 13 games played
- Played in all 12 games as a redshirt freshman and started the team's final 3 games, totaling 29 tackles and a FF on the year
- Redshirted in 2013 but received recognition for his work in the class room by being named to the MVFC Academic Honor Roll
- Graduated with a bachelor's degree in Recreation Park Tourism Administration in December of 2016 and completed his master's degree in Sport Management in 2017

#32 Roc Thomas // RB // Jacksonville State 5-10, 198 // Oxford, AL

- Garnered Second-Team All-American honors and repeated as a First-Team All-Conference selection after the regular season
- Recorded 1,065 yards and 13 touchdowns on 178 carries in 2017, while also catching 21 passes for 244 yards
- Recorded 100+ rushing yards 5 times in 2017
- Set a career-high 190 all-purpose yards and longest rush attempt of 76 yards against UTCHAT (8/26)
- Appeared in 9 games during his 1st season as a Gamecock in 2016
- Earned All-OVC First-Team honors and selected as the OVC Newcomer of the Week on 4 different occasions
- Finished the 2016 season with 782 rushing yards and 7 touchdowns on 127 carries
- Recorded 16 receptions for 173 receiving yards and 1 touchdown, finishing the year with 955 all-purpose yards
- Set a career high in rushing touchdowns with 3 in his first game at JSU in its season opener against North Alabama on 9/1 before later matching the mark at Murray State on 11/12
- Rushed over 100 yards in a game on 4 different occasions and set a career-high in rushing yards in a game when he had a 165-rushing yard, 3-rushing touchdown performance on just 10 carries against the Racers
- Ran for 144 yards in a Top 25 Showdown against Coastal Carolina on 9/17
- Enrolled at Jacksonville State in June of 2016 after transferring from Auburn, where he tallied 475 yards and 3 touchdowns on the ground and caught 17 passes for 227 yards in 2 years with the Tigers
- Prepped at Oxford High School under current Jacksonville State Head Coach John Grass
- Named the Alabama Sports Writers Association's Mr. Football and the Alabama Gatorade Player of the Year after rushing for 2,211 yards, scoring 32 touchdowns and averaging 9.8 yards a carry during his senior year

#9 Jake Wieneke // WR // South Dakota State 6-4, 221 // Maple Grove, MN

- SDSU and Missouri Valley Football Conference career record holder in receptions (288), receiving yards (5,157) and receiving TDs (59)
- Set FCS record with a reception in 53 consecutive games, every game of his career, while topping 100 receiving yards 25 times
- Holds the MVFC single-season record with 1,472 receiving yards, set in 2015
- Established the SDSU single-season record for TD receptions with 16, reaching that total in 2014, 2016 and 2017
- Earned First-Team All-MVFC honors in each of his 4 seasons after starting 52 of his 53 career games
- Earned MVFC Freshman of the Year and Second-Team All-America honors from the *Associated Press* in 2014
- Named MVFC Offensive Player of the Week after catching 8 passes for 160 yards and 2 TDs at Kansas in 2015
- Was a First-Team All-State selection and Mr. Football finalist his senior year of HS at Maple Grove
- Participated in FCA and is very outspoken about his faith; one of his favorite non-football experiences has been leading a youth group
- Graduated in December of 2017 with a degree in physical education, and student taught a PE class in his senior year
- Received the Allstate AFCA Good Works Team Award for his work in the community
- Grew up a Vikings fan and is a native of Maple Grove
- Got engaged at the conclusion of minicamp

#78 Jonathan Wynn // DE // Vanderbilt 6-4, 256 // Stone Mountain, GA

- Joins former Commodore DL teammate DE Stephen Weatherly on the Vikings roster
- Finished his 5-year career at Vanderbilt with 46 games played and 24 starts, compiling 85 tackles (48 solo), 10.5 TFL and 4.5 sacks during that time
- Appeared in 11 of 12 games, making 9 starts, during his senior season with 23 total tackles (15 solo), 3.5 TFL and 1.5 sacks while recording at least 1 tackle in every game he appeared in.
- Started 10 games as a redshirt junior, playing in 12 of 13 games, and set career-high with 28 total tackles and 20 solo tackles
- Turned in a season-high 5 tackles in Vanderbilt's win over in-state rival Tennessee
- Played in every game for the Commodores for the 2nd straight year in his redshirt sophomore season and earned 4 starts, all against conference foes
- Played at DE for the 1st time in his redshirt sophomore season after moving from OLB in spring drills
- Played in all 12 games as a redshirt freshman at OLB and on various special teams units
- Recorded a career-high 6 tackles (3 solo) and 1.0 sack vs. UMass during his redshirt freshman season
- Earned 2016 Fall SEC Academic Honor Roll honors while majoring in Education Studies and History
- Senior captain and 2-year starter at DE for Stephenson High (Atlanta), earning First-Team All-State and All-District DL honors
- Helped the Jaguars reach the state playoffs in back-to-back seasons to close out his high school career, including the second round his senior year
- Also competed in track and field while attending Stephenson


#15 Brandon Zylstra // WR // Concordia-Moorhead 6-2, 215 // Spicer, MN

- Joins fellow native Minnesotans, T Tom Compton, FB C.J. Ham, CB Marcus Sherels, WR Jake Wieneke and WR Adam Thielen on the Vikings roster
- Spent the past 2 seasons in the CFL with the Edmonton Eskimos
- Led the CFL in receiving yards in 2017 with 1,687 yards on 100 receptions
- Named Player of the Month for September 2017 after recording 532 yards on 31 catches with 2 TDs, with 3 100-yard performances
- Set a career-high with 201 receiving yards vs. Montreal
- Named Most Outstanding Rookie after his 2016 campaign, in which he played in 6 games with 5 starts
- Finished 2016 with 34 catches for 508 yards and a TD
- During his time at Concordia-Moorhead, he totaled 120 catches for 1,932 yards and 18 TDs

- Recorded career-highs with 774 receiving yards and 7 TDs during his sophomore season
- Caught at least 5 TD passes in each season he saw playing time for the Cobbers
- Played in 29 games for the Cobbers football squad
- Zylstra originally attended D-II Augustana (SD) and was teammates with current Vikings FB C.J. Ham before transferring to Concordia-Moorhead
- Attended New London-Spicer High School.
- Younger brother, Shane, is a standout WR at Minnesota State University, Mankato. He was named Northern Sun Conference Offensive Player of the Year in 2017 and tied the MSU season record with 15 receiving TDs.
- Grew up a Vikings fan and lists Cris Carter and Randy Moss as his football heroes growing up



Jeff Badet




Chad Beebe




Mike Boone



Curtis Cothran



Garret Dooley



Chris Gonzalez



Holton Hill



Tyler Hoppes



Craig James




Hercules Mata'afa



Trevon Mathis



Tray Matthews



Peter Pujals



Korey Robertson




Johnny Stanton



Brett Taylor



Roc Thomas



Jake Wieneke



Jonathan Wynn



Brandon Zylstra

Not pictured: LB Mike Needham

2018 VIKINGS ROSTER

KICKOFF
EXECUTIVES
COACHES
STAFF
PLAYERS
ROOKIES
2017 SEASON
RECORDS
PLAYOFF RECORDS
HISTORY
EXTRA POINTS

No.	Name	Pos	Ht	Wt	Birthdate	Exp	College	HS Hometown	Acquired
1.	Kyle Slotter	QB	6-5	218	2/7/94	2	Northwestern Colorado	John's Creek, GA	PS '17
2.	Kai Forbath	K	5-11	197	9/2/87	7	UCLA	Santa Monica, CA	FA '16
3.	Trevor Siemian	QB	6-3	220	12/26/91	4	Northwestern	Windermere, FL	T (DEN) '18
4.	Ryan Quigley	P	6-2	205	1/26/90	6	Boston College	Little River, SC	FA '17
6.	Peter Pujals	QB	6-1	211	1/23/95	R	Holy Cross	Glenview, IL	UDFA '18
7.	Daniel Carlson	K	6-5	213	1/23/95	R	Auburn	Colorado Springs, CO	DSB '18
8.	Kirk Cousins	QB	6-3	202	8/19/88	7	Michigan State	Barrington, IL	FA '18
9.	Jake Wienieke	WR	6-4	221	9/14/94	R	South Dakota State	Maple Grove, MN	UDFA '18
11.	Laquon Treadwell	WR	6-2	215	6/14/95	3	Mississippi	Crete, IL	D1 '16
12.	Tavarres King	WR	6-1	192	7/14/90	5	Georgia	Mount Airy, GA	FA '18
13.	Stacy Coley	WR	6-0	195	5/13/94	2	Miami	Pompano Beach, FL	D7a '17
14.	Stefon Diggs	WR	6-0	191	11/29/93	4	Maryland	Gaithersburg, MD	DSB '15
15.	Nathan Zylstra	WR	6-2	215	3/25/93	R	Concordia-Moorhead	Spicer, MN	FA '18
16.	Cayleb Jones	WR	6-3	209	3/21/93	2	Arizona	Austin, TX	PS '16
17.	Kendall Wright	WR	5-10	185	11/12/89	7	Baylor	Mount Pleasant, TX	FA '18
18.	Korey Robertson	WR	6-1	212	6/22/95	R	Southern Mississippi	Greenwood, MS	UDFA '18
19.	Adam Thielen	WR	6-2	200	8/22/90	5	Minnesota State	Detroit Lakes, MN	UDFA '13
20.	Mackensie Alexander	CB	5-10	192	11/12/93	3	Clemson	Immokalee, FL	D2 '16
21.	Mike Hughes	CB	5-10	189	2/11/97	R	UCF	New Bern, NC	D1 '18
22.	Harrison Smith	S	6-2	214	2/2/89	7	Notre Dame	Knoxville, TN	D1b '12
23.	Terence Newman	CB	5-10	197	9/4/78	16	Kansas State	Salina, KS	FA '15
24.	Horace Richardson	CB	5-11	199	9/28/93	1	SMU	Fort Worth, TX	UDFA '17
25.	Latavius Murray	RB	6-3	230	1/18/90	6	Central Florida	Nedrow, NY	FA '17
26.	Trae Waynes	CB	6-0	190	7/25/92	4	Michigan State	Kenosha, WI	D1 '15
27.	Jayron Kearse	S	6-4	215	2/11/94	3	Clemson	Ft. Myers, FL	D7b '16
29.	Cavie Rhodes	CB	6-1	218	6/19/90	6	Florida State	Miami, FL	D1b '13
30.	C.J. Ham	FB	5-11	235	7/22/93	2	Augustana	Duluth, MN	UDFA '16
31.	Mack Brown	RB	5-11	213	9/24/91	3	Florida	Clarkston, GA	W (WASH) '17
32.	Roc Thomas	RB	5-10	198	9/2/95	R	Jacksonville State	Oxford, AL	UDFA '18
33.	Dalvin Cook	RB	5-10	210	8/10/95	2	Florida State	Miami, FL	D2 '17
34.	Andrew Sendejo	S	6-1	210	9/9/87	9	Rice	San Antonio, TX	FA '11
35.	Marcus Sherels	CB	5-10	175	9/30/87	8	Minnesota	Rochester, MN	UDFA '10
36.	Graig James	CB	5-10	195	4/29/96	R	Southern Illinois	Edwardsville, IL	UDFA '18
37.	Holton Hill	CB	6-2	196	3/28/97	R	Texas	Houston, TX	UDFA '18
38.	Tray Matthews	S	6-1	213	10/18/94	R	Auburn	Newman, GA	UDFA '18
39.	Jack Tocho	S	6-0	202	11/2/95	1	N.C. State	Charlotte, NC	D7d '17
40.	Kentrell Brothers	LB	6-1	242	2/8/93	3	Missouri	Edmond, OK	D5 '16
41.	Anthony Harris	S	6-1	202	10/9/91	4	Virginia	Chesterfield, VA	UDFA '15
42.	Ben Gedeon	LB	6-2	244	10/16/94	2	Michigan	Hudson, OH	D4b '17
43.	Reshard Clift	LB	6-2	225	4/29/92	2	South Florida	Thomasville, GA	FA '18
44.	Mike Boone	RB	5-10	206	6/30/95	R	Cincinnati	Macclenny, FL	UDFA '18
45.	Brett Taylor	LB	6-1	230	8/8/94	R	Western Illinois	Macomb, IL	UDFA '18
46.	Trevon Mathis	CB	5-10	186	9/12/95	R	Toledo	Pittsburgh, PA	UDFA '18
47.	Kevin McDermott	LS	6-5	240	1/12/90	6	UCLA	Nashville, TN	FA '15
48.	Johnny Stanton	FB	6-2	250	9/7/94	R	UNLV	Rancho Santa Margarita, CA	UDFA '18
49.	Mike Needham	LB	6-3	230	3/8/94	R	UCF	St. George, UT	FA '18
50.	Eric Wilson	LB	6-1	230	9/26/94	2	Cincinnati	Redford, MI	UDFA '17
51.	Hercules Mata'afa	DE	6-2	254	9/18/95	R	Washington State	Lahaina, HI	UDFA '18
54.	Eric Kendrick	LB	6-0	232	2/29/92	4	UCLA	Fresno, CA	D2 '15
55.	Anthony Barr	LB	6-5	255	3/18/92	5	UCLA	San Pedro, CA	D1a '14
56.	Antwione Williams	LB	6-3	247	5/26/93	3	Georgia Southern	Lovejoy, GA	PS '17
57.	Devante Downs	LB	6-2	252	10/18/95	R	California	Mountlake Terrace, WA	D7 '18
58.	Garret Dooley	LB	6-2	248	12/1/94	R	Wisconsin	Rochester, IL	UDFA '18
59.	Chris Gonzalez	G	6-3	313	7/7/95	R	San Jose State	Los Angeles, CA	UDFA '18
60.	David Parry	DT	6-2	313	3/7/92	4	Stanford	Marion, IA	FA '18
61.	Ade Aruna	DE	6-5	263	4/27/94	R	Tulane	La Porte, IN	D6b '18
62.	Nick Easton	G	6-3	303	6/16/92	4	Harvard	Lenoir, N.C.	T (SF) '15
63.	Danny Isidora	G	6-3	306	6/5/94	2	Miami	Weston, FL	DSB '17
64.	Josh Andrews	C	6-2	311	6/21/91	3	Oregon State	Los Angeles, CA	FA '18
65.	Pat Elflein	C	6-3	303	7/6/94	2	Ohio State	Pickerington, OH	D3 '17
66.	Curtis Cothern	DT	6-5	283	2/28/95	R	Penn State	Newtown, PA	UDFA '18
67.	Cornelius Edison	C	6-3	312	7/10/93	2	Portland State	University Place, WA	PS '17
68.	Cedrick Lang	T	6-7	300	5/12/92	2	Texas-El Paso	Sioux Falls, SD	PS '17
69.	Rashod Hill	T	6-6	313	1/12/87	3	Southern Mississippi	Jacksonville, FL	PS (JAX) '16
71.	Riley Reiff	T	6-6	305	12/1/88	7	Iowa	Parkston, SD	FA '17
72.	Storm Norton	T	6-7	317	5/16/94	1	Toledo	Toledo, OH	PS '17
73.	Colby Gossett	G	6-5	311	6/23/95	R	Appalachian State	Cumming, GA	D6a '18
74.	Mike Remmers	T	6-5	310	4/11/89	6	Oregon State	Portland, OR	FA '17
75.	Brian O'Neill	T	6-7	297	9/15/95	R	Pittsburgh	Wilmington, DE	D2 '18
76.	Aviante Collins	T	6-4	292	4/21/93	2	TCU	Houston, TX	UDFA '17
78.	Dieugot Joseph	T	6-6	300	3/21/94	1	Florida International	Orlando, FL	PS '17
78.	Jonathan Wynn	DE	6-4	256	9/21/95	R	Vanderbilt	Stone Mountain, GA	UDFA '18
79.	Tom Compton	G	6-6	315	5/10/89	7	South Dakota	Rosemont, MN	FA '18
81.	Blake Bell	TE	6-6	252	8/7/91	4	Oklahoma	Wichita, KS	W (SF) '17
82.	Kyle Rudolph	TE	6-6	265	11/9/89	8	Notre Dame	Cincinnati, OH	D2 '11
83.	Tyler Conklin	TE	6-3	254	7/30/95	R	Central Michigan	Chesterfield, MI	DSa '18
84.	Chad Beebe	WR	5-10	183	6/1/94	R	Northern Illinois	Aurora, IL	UDFA '18
85.	Jeff Badet	WR	5-11	182	8/2/94	R	Oklahoma	Orlando, FL	UDFA '18
86.	Tyler Hoppes	TE	6-3	236	5/8/95	R	Nebraska	Lincoln, NE	UDFA '18
87.	Joshua Price	TE	6-4	249	7/19/93	1	Michigan State	Greentown, IN	FA '18
89.	David Morgan	TE	6-4	265	5/19/93	3	Texas-San Antonio	Marble Falls, TX	D6b '16
90.	Tashawn Bower	DE	6-5	250	2/18/95	2	LSU	Somerville, NJ	UDFA '17
91.	Stephen Weatherly	DE	6-5	265	3/19/94	3	Vanderbilt	Snelville, GA	D7a '16
92.	Jalyn Holmes	DT	6-5	283	1/25/96	R	Ohio State	Norfolk, VA	D4 '18
93.	Sheldon Richardson	DT	6-3	295	11/29/90	6	Missouri	St. Louis, MO	FA '18
94.	Jaleel Johnson	DT	6-3	316	7/12/94	2	Iowa	Brooklyn, NY	D4a '17
95.	Ifeadi Odenigbo	DE	6-3	258	4/8/94	1	Northwestern	Centerville, OH	D7b '17
96.	Brian Robison	DE	6-3	259	4/27/83	12	Texas	Splendora, TX	D4 '07
97.	Everson Griffen	DE	6-3	273	12/22/87	9	Southern California	Avondale, AZ	D4 '10
98.	Linnal Joseph	DT	6-4	329	10/10/88	9	East Carolina	Gainesville, FL	FA '14
99.	Danielle Hunter	DE	6-5	252	10/29/94	4	LSU	Katy, TX	D3 '15

2017 SEASON

2017 REGULAR SEASON STATISTICS

Won 13, Lost 3

9/11	W, 29-19	vs New Orleans	66,606
9/17	L, 9-26	at Pittsburgh	65,971
9/24	W, 34-17	vs Tampa Bay	66,390
10/1	L, 7-14	vs Detroit	66,730
10/9	W, 20-17	at Chicago	61,834
10/15	W, 23-10	vs Green Bay	66,848
10/22	W, 24-16	vs Baltimore	66,751
10/29	W, 33-16	at Cleveland (London)	74,237
11/12	W, 38-30	at Washington	74,476
11/19	W, 24-7	vs Los Angeles Rams	66,809
11/23	W, 30-23	at Detroit	66,613
12/3	W, 14-9	at Atlanta	71,185
12/10	L, 24-31	at Carolina	73,728
12/17	W, 34-7	vs Cincinnati	66,833
12/23	W, 16-0	at Green Bay	78,092
12/31	W, 23-10	vs Chicago	66,802

	Minnesota	Opponent
Total First Downs	334	260
Rushing	196	59
Passing	196	168
Penalty	38	33
3rd Down: Made/Att	94/216	51/202
3rd Down Pct.	43.5%	25.2%
4th Down: Made/Att	1/7	9/23
4th Down Pct.	14.3%	39.1%
Possession Avg.	32:26	27:34
Total Net Yards	5,710	4,415
Avg. Per Game	356.9	275.9
Total Plays	1,055	956
Avg. Per Play	5.4	4.6
Net Yards Rushing	1,957	1,337
Avg. Per Game	122.3	83.6
Total Rushes	501	364
Net Yards Passing	3,753	3,078
Avg. Per Game	234.6	192.4
Sacked/Yards Lost	27/176	37/251
Gross Yards	3,929	3,329
Attempts/Completions	527/357	555/324
Completion Pct.	67.7%	58.4%
Had Intercepted	8	14
Punts/Average	71/42.2	86/45.3
Net Punting Avg.	39.2	40.5
Penalties/Yards	100/949	105/928
Fumbles/Ball Lost	11/6	16/5
Touchdowns	41	24
Rushing	15	10
Passing	25	13
Returns	1	1

Score By Periods	Q1	Q2	Q3	Q4	OT	Pts
Vikings	77	133	83	89	-	382
Opponents	51	67	69	65	-	252

Scoring	TD	Ru	Pa	Rt	PAT	FG	2Pt	Pts
K.Forbath	0	0	0	0	34/39	32/38	0	130
K.Rudolph	8	0	8	0	0/0	0/0	0	48
L.Murray	8	8	0	0	0/0	0/0	0	48
S.Diggs	8	0	8	0	0/0	0/0	0	48
J.McKinnon	5	3	2	0	0/0	0/0	1	32
A.Thielen	4	0	4	0	0/0	0/0	0	24
D.Cook	2	2	0	0	0/0	0/0	0	12
J.Wright	2	0	2	0	0/0	0/0	0	12
C.Keenum	1	1	0	0	0/0	0/0	0	6
E.Kendricks	1	0	0	1	0/0	0/0	0	6
D.Morgan	1	0	1	0	0/0	0/0	0	6
C.Ham	1	1	0	0	0/0	0/0	0	6
B.Bell	0	0	0	0	0/0	0/0	1	2
Team	0	0	0	0	0/0	0/0	1	2
Vikings	41	15	25	1	34/39	32/38	2	382
Opponents	24	10	13	1	21/22	27/30	2	252

2-Pt. Conversions: Vikings 2/2, Opponents: 2/2
Sacks: E.Griffen 13.0, D. Hunter 7.0, B. Robison 4.0, L. Joseph 3.5, T. Johnson 2.0,
H. Smith 1.5, A. Barr 1.0, S. Stephen 1.0, T. Bower 1.0, E. Kendricks 1.0, T. Wayne 1.0
Team 1.0
Vikings: 37.0, Opponents: 27.0

RUSHING	No.	Yds	Avg	Long	TD
L.Murray	216	842	3.9	46	8
J.McKinnon	150	570	3.8	58t	3
D.Cook	74	354	4.8	33	2
C.Keenum	40	160	4.0	22	1
S.Diggs	8	13	1.6	9	0
C.Ham	7	13	1.9	3	1
A.Thielen	1	11	11.0	11	0
T.Bridgewater	3	-3	-1.0	-1	0
S.Bradford	2	-3	-1.5	-1	0
Vikings	501	1,957	3.9	58t	15
Opponents	364	1,337	3.7	62	10

RECEIVING	No.	Yds	Avg	Long	TD
A.Thielen	91	1,276	14.0	65t	4
S.Diggs	64	849	13.3	59t	8
K.Rudolph	57	532	9.3	34	8
J.McKinnon	51	421	8.3	41	2
L.Treadwell	20	200	10.0	25	0
J.Wright	18	198	11.0	30	2
L.Murray	15	103	6.9	28	0
D.Cook	11	90	8.2	36	0
D.Morgan	10	95	9.5	23	1
M.Floyd	10	78	7.8	19	0
C.Ham	7	68	9.7	12	0
B.Bell	3	19	6.3	12	0
Vikings	357	3,929	11.0	65t	25
Opponents	324	3,329	10.3	52	13

INTERCEPTIONS	No.	Yds	Avg	Long	TD
H.Smith	5	42	8.4	19	0
A.Sendejo	2	70	35.0	36	0
X.Rhodes	2	23	11.5	21	0
T.Wayne	2	21	10.5	18	0
E.Kendricks	1	31	31.0	31t	1
M.Alexander	1	10	10.0	10	0
T.Newman	1	3	3.0	3	0
Vikings	14	200	14.3	36	1
Opponents	8	97	12.1	33	0

PUNTI	o.	Yds	Avg	Net	TB	In20	Lg	B
R.Quigley	71	2,994	42.2	39.2	0	29	56	0
Vikings	71	2,994	42.2	39.2	0	29	56	0
Opponents	86	3,892	45.3	40.5	2	29	68	0

PUNT RETURNS	Ret	FC	Yds	Avg	Long	TD
M.Sherels	39	24	372	9.5	46	0
S.Coley	0	2	0	0	0	0
Vikings	39	26	372	9.5	46	0
Opponents	24	33	213	8.9	59t	1

KICKOFF RETURNS	No.	Yds	Avg	Long	TD
J.McKinnon	12	312	26.0	39	0
M.Sherels	11	271	24.6	32	0
S.Coley	1	19	19.0	19	0
M.Brown	1	17	17.0	17	0
Vikings	25	619	24.8	39	0
Opponents	45	1,023	22.7	71	0

FIELD GOALS	1-19	20-29	30-39	40-49	50+
K.Forbath	0/0	8/8	12/14	6/7	6/9
Vikings	0/0	8/8	12/14	6/7	6/9
Opponents	0/0	9/9	6/7	8/9	4/5

FUMBLES/LOST	
A.Thielen	3/2
J.McKinnon	3/2
D. Cook	1/1
C. Keenum	1/1
L. Murray	1/0
M. Sherels	1/0
L. Treadwell	1/0
Vikings	11/6
Opponents	15/5
Opponent Fumble Recoveries: A. Harris 2, L. Joseph 1, E. Lamur 1, D. Hunter 1	
Total:	5

FIELD GOAL ATTEMPTS	
K. Forbath	(24G, 32G, 45G), (42G), (20G, 37G), (39), (26G, 26G), (36G, 34G, 53G), (52G, 51G, 43G, 43G, 34G, 32G), (35G, 34G, 43G, 51G), (53G), (48, 39, 39G), (53, 36G), (30G, 22G, 54, 27G), (53G, 35G), (49G, 20G, 27G), (55)
Vikings	(24G, 32G, 45G), (42G), (20G, 37G), (39), (26G, 26G), (36G, 34G, 53G), (52G, 51G, 43G, 43G, 34G, 32G), (35G, 34G, 43G, 51G), (53G), (48, 39, 39G), (53, 36G), (30G, 22G, 54, 27G), (53G, 35G), (49G, 20G, 27G), (55)
Opponents	(43G, 21G, 24G, 20G), (46G, 29G, 37G, 43G), (40G), (29G, 59, 37G) (26G), (48G, 57G, 47G), (35, 23G), (28G, 21G, 55G), (32G, 32G, 50G), (38G, 36G, 47G, 45), (41G), (55G)

PASSING	Att	Cmp	Yds	Cmp%	Yds/Att	TD	TD%	Int	Int%	Long	Sack/Yards	Rating
C.Keenum	481	325	3,547	67.6%	7.4	22	4.6%	7	1.5%	65t	22/136	98.3
S.Bradford	43	32	382	74.4%	8.9	3	7.0%	0	0.0%	44	5/40	124.4
T.Bridgewater	2	0	0	0.0%	0.0	0	0.0%	1	50.0%	0	0/0	0.0
R.Quigley	1	0	0	0.0%	0.0	0	0.0%	0	0.0%	0	0/0	39.6
Vikings	527	357	3,929	67.7%	7.5	25	4.7%	8	1.5%	65t	27/176	99.1
Opponents	555	324	3,329	58.4%	6.0	13	2.3%	14	2.5%	52	37/251	73.0

2017 REGULAR SEASON DEFENSIVE STATISTICS

	TKL	AST	COMB	TFL	SACK	QBH	INT	PD	FF	FR
Eric Kendricks	87	49	136	10	1.0	13	0	0	1	9
Anthony Barr	67	31	98	9	1.0	14	0	0	0	6
Andrew Sendejo	65	33	98	1	0.0	0	0	0	2	8
Harrison Smith	61	32	93	10	1.5	10	0	0	5	14
Linval Joseph	58	35	93	6	3.5	38	0	1	0	0
Trae Waynes	62	10	72	4	1.0	1	0	0	2	14
Xavier Rhodes	53	10	63	1	0.0	0	0	0	2	11
Danielle Hunter	33	16	49	12	7.0	51	1	1	0	2
Terence Newman	30	18	48	2	0.0	2	0	0	1	6
Everson Griffen	37	10	47	16	13.0	73	3	0	0	1
Tom Johnson	25	11	36	5	2.0	30	0	0	0	0
Ben Gedeon	20	13	33	0	0.0	0	0	0	0	1
Shamar Stephen	21	9	30	1	1.0	13	0	0	0	0
Brian Robison	18	8	26	5	4.0	35	0	0	0	3
Mackensie Alexander	13	6	19	1	0.0	2	0	0	1	9
Anthony Harris	12	4	16	0	0.0	0	1	2	0	1
Emmanuel Lamur	9	5	14	0	0.0	0	0	0	0	1
Stephen Weatherly	5	0	5	2	0.0	1	0	0	0	0
Tramaine Brock Sr.	4	1	5	0	0.0	0	0	0	0	1
Jayron Kearse	2	1	3	1	0.0	0	0	0	0	0
Jaleel Johnson	2	0	2	0	0.0	0	0	0	0	0
Eric Wilson	1	1	2	0	0.0	0	0	0	0	0
Tashawn Bower	1	0	1	1	1.0	1	0	0	0	0
Marcus Sherels	1	0	1	0	0.0	0	0	0	0	0
Team	1	0	1	1	1.0	0	0	0	0	0
TOTALS	688	303	991	88	37.0	284	5	4	14	87

2017 REGULAR SEASON SPECIAL TEAMS STATISTICS

	SOLO	AST	COMB	FF	FR	BL
Ben Gedeon	11	7	18	0	0	0
Kentrell Brothers	10	6	16	0	0	0
C.J. Ham	11	4	15	0	0	0
Jayron Kearse	9	5	14	0	0	0
Eric Wilson	6	5	11	1	0	0
Anthony Harris	6	3	9	0	0	0
Marcus Sherels	5	1	6	0	0	0
Stephen Weatherly	3	2	5	0	0	0
Emmanuel Lamur	2	2	4	0	1	0
Andrew Sendejo	2	1	3	0	0	0
Mackensie Alexander	1	2	3	0	0	0
Tramaine Brock	2	0	2	0	0	0
Blake Bell	1	0	1	0	0	0
Kai Forbath	1	0	1	0	0	0
David Morgan	0	1	1	0	0	0
Jerick McKinnon	0	1	1	0	0	0
TOTALS	70	37	107	1	1	0

INTERCEPTIONS

	No.	Yds	Avg	Long	TD
H. Smith	5	42	8.4	19	0
A. Sendejo	2	70	35.0	36	0
X. Rhodes	2	23	11.5	21	0
T. Waynes	2	21	10.5	18	0
E. Kendricks	1	31	31.0	31t	1
M. Alexander	1	10	10.0	10	0
T. Newman	1	3	3.0	3	0
Totals	14	253	18.1	100t	2

SACKS

	SACKS	YDS
E. Griffen	13.0	76.0
D. Hunter	7.0	56.0
B. Robison	4.0	18.5
L. Joseph	3.5	23.5
T. Johnson	2.0	8.0
H. Smith	1.5	10.0
E. Kendricks	1.0	4.0
A. Barr	1.0	11.0
T. Waynes	1.0	4.0
Shamar Stephen	1.0	9.0
Tashawn Bower	1.0	7.0
Totals	36	227

QB HURRIES

	QBH
E. Griffen	73
D. Hunter	51
L. Joseph	38
B. Robison	35
T. Johnson	30
A. Barr	14
E. Kendricks	13
S. Stephen	13
H. Smith	10
M. Alexander	2
T. Newman	2
T. Bower	1
T. Waynes	1
S. Weatherly	1
Totals	284

TACKLES FOR LOSS

	TFL
E. Griffen	16
D. Hunter	12
H. Smith	10
E. Kendricks	10
A. Barr	9
L. Joseph	6
T. Johnson	5
B. Robison	5
T. Waynes	4
T. Newman	2
S. Weatherly	2
M. Alexander	1
T. Bower	1
J. Kearse	1
X. Rhodes	1
A. Sendejo	1
S. Stephen	1
Totals	88

PASSES DEFENSED

	PD
H. Smith	12
T. Waynes	12
X. Rhodes	10
M. Alexander	9
E. Kendricks	9
A. Sendejo	7
A. Barr	6
T. Newman	6
B. Robison	3
D. Hunter	2
T. Brock	1
B. Gedeon	1
E. Griffen	1
A. Harris	1
E. Lamur	1
Totals	87

2017 PLAYOFFS STATISTICS

Won 1, Lost 1

1/14/18	W, 29-24	vs New Orleans	66,612
1/21/18	L, 7-38	at Philadelphia	69,596

	Minnesota	Opponent
Total First Downs	46	50
Rushing	11	12
Passing	29	37
Penalty	6	1
3rd Down: Made/Att	16/30	12/23
3rd Down Pct.	53.3%	52.2%
4th Down: Made/Att	0/2	1/1
4th Down Pct.	0.0%	100.0%
Possession Avg.	29:37	30:24
Total Net Yards	736	814
Avg. Per Game	368.0	407.0
Total Plays	138	131
Avg. Per Play	5.3	6.2
Net Yards Rushing	165	190
Avg. Per Game	82.5	95.0
Total Rushes	47	54
Net Yards Passing	571	624
Avg. Per Game	285.5	312.0
Sacked/Yards Lost	3/18	3/22
Gross Yards	589	646
Attempts/Completions	88/53	74/51
Completion Pct.	60.2%	68.9%
Had Intercepted	3	2
Punts/Average	7/38.9	7/46.0
Net Punting Avg.	31.6	40.4
Penalties/Yards	6/49	11/152
Fumbles/Ball Lost	1/1	1/0
Touchdowns	4	8
Rushing	2	1
Passing	2	6
Returns	0	1

Score By Periods	Q1	Q2	Q3	Q4	OT	Pts
Vikings	17	7	0	12	0	36
Opponents	7	17	14	24	0	62

Scoring	TD	Ru	Pa	Rt	PAT	FG	2Pt	Pts
K.Forbath	0	0	0	0	3/3	3/4	0	12
L.Murray	1	1	0	0	0/0	0/0	0	6
J.McKinnon	1	1	0	0	0/0	0/0	0	6
S.Diggs	1	0	1	0	0/0	0/0	0	6
K.Rudolph	1	0	1	0	0/0	0/0	0	6
Vikings	4	2	2	0	3/3	3/4	0	36
Opponents	8	1	6	1	8/8	2/3	0	62

2-Pt. Conversions: Vikings 0/1, Opponents: 0/0

Sacks: E.Griffin 1.0, D. Hunter 1.0, H. Smith 1.0

Vikings: 3.0, Opponents: 3.0

PASSING	Att	Cmp	Yds	Cmp%	Yds/Att	TD	TD%	Int	Int%	Long	Sack/Yards	Rating
C.Keenum	88	53	589	60.2%	6.7	2	2.3%	3	3.4%	61t	3/18	73.5
Vikings	88	53	589	60.2%	6.7	2	2.3%	3	3.4%	61t	3/18	73.5
Opponents	74	51	646	68.9%	8.7	6	8.1%	2	2.7%	53t	3/22	111.7

RUSHING	No.	Yds	Avg	Long	TD
J.McKinnon	18	74	4.1	14t	1
L.Murray	25	68	2.7	14	1
C.Keenum	2	12	6.0	8	0
C.Ham	1	7	7.0	7	0
J.Wright	1	4	4.0	4	0
Vikings	47	165	3.5	14t	2
Opponents	54	190	3.5	16	1

RECEIVING	No.	Yds	Avg	Long	TD
S.Diggs	14	207	14.8	61t	1
J.McKinnon	14	92	6.6	13	0
A.Thielen	9	102	11.3	24	0
J.Wright	6	107	17.8	33	0
K.Rudolph	6	53	8.8	25t	1
L.Murray	4	28	7.0	13	0
Vikings	53	589	11.1	61t	2
Opponents	51	646	12.7	53t	6

INTERCEPTIONS	No.	Yds	Avg	Long	TD
A.Barr	1	18	18.0	18	0
A.Sendejo	1	0	0.0	0	0
Vikings	2	18	9.0	18	0
Opponents	3	62	20.7	50t	1

PUNTING	No.	Yds	Avg	Net	TB	In20	Lg	B
R.Quigley	7	272	38.9	31.6	2	2	53	0
Vikings	7	272	38.9	31.6	2	2	53	0
Opponents	7	322	46.0	40.4	1	4	56	0

PUNT RETURNS	Ret	FC	Yds	Avg	Long	TD
M.Sherels	1	5	19	19.0	19	0
Vikings	1	5	19	19.0	19	0
Opponents	2	3	11	5.5	10	0

KICKOFF RETURNS	No.	Yds	Avg	Long	TD
Opponents	2	50	25.0	30	0

FIELD GOALS	1-19	20-29	30-39	40-49	50+
K.Forbath	0/0	1/1	0/0	1/2	1/1
Vikings	0/0	1/1	0/0	1/2	1/1
Opponents	0/0	0/0	1/1	1/1	0/1

FUMBLES/LOST	
Case Keenum	1/1
Vikings	1/1
Opponents	1/0

Opponent Fumble Recoveries: 1

Total: 1

FIELD GOAL ATTEMPTS	
K. Forbath	(20G, 49, 49G, 53G)
Vikings	(20G, 49, 49G, 53G)
Opponents	(58, 43G), (38G)

2017 PLAYOFFS DEFENSIVE STATISTICS

	TKL	AST	COMB	TFL	SACK	QBH	INT	PD	FF	FR
Eric Kendricks	13	3	16	0	0.0	2	0	0	0	3
Linval Joseph	8	6	14	2	0.0	5	0	0	0	0
Harrison Smith	10	2	12	1	1.0	1	0	0	0	0
Danielle Hunter	7	3	10	2	1.0	4	0	0	0	0
Anthony Harris	7	3	10	0	0.0	0	0	0	0	0
Andrew Sendejo	6	2	8	0	0.0	0	0	0	1	2
Trae Waynes	6	2	8	0	0.0	0	0	0	0	2
Tom Johnson	4	4	8	0	0.0	1	0	0	0	0
Xavier Rhodes	6	1	7	0	0.0	0	0	0	0	2
Anthony Barr	5	2	7	1	0.0	2	0	0	1	1
Terence Newman	5	0	5	1	0.0	0	0	0	0	0
Everson Griffen	4	0	4	1	1.0	5	1	0	0	0
Mackensie Alexander	2	2	4	0	0.0	0	0	0	0	1
Brian Robison	1	2	3	0	0.0	2	0	0	0	0
Jaleel Johnson	1	1	2	0	0.0	0	0	0	0	0
Ben Gedeon	1	0	1	0	0.0	0	0	0	0	0
Emmanuel Lamur	1	0	1	0	0.0	0	0	0	0	0
TOTALS	87	33	120	8	3.0	22	1	0	2	11

2017 PLAYOFFS SPECIAL TEAMS STATISTICS

	SOLO	AST	COMB	FF	FR	BL
Anthony Harris	2	1	3	0	0	0
C.J. Ham	1	0	1	0	0	0
Jayron Kearse	1	0	1	0	0	0
Eric Wilson	1	0	1	0	0	0
Ben Gedeon	0	1	1	0	0	0
Emmanuel Lamur	0	1	1	0	1	0
TOTALS	5	3	8	0	0	0

INTERCEPTIONS					
	No.	Yds	Avg	Long	TD
A. Barr.....	1	18	18.0	18	0
A. Sendejo.....	1	0	0.0	-	0
Totals	2	18	9.0	18	0

SACKS		
	SACKS	YDS
E. Griffen.....	1.0	6.0
D. Hunter	1.0	6.0
B. Robison	1.0	10.0
Totals	3.0	22

QB HURRIES	
	QBH
L. Joseph	5
E. Griffen.....	5
D. Hunter	4
A. Barr.....	2
B. Robison	2
E. Kendricks	2
T. Johnson	1
H. Smith	1
Totals	22

TACKLES FOR LOSS	
	TFL
D. Hunter	2
L. Joseph	2
E. Griffen.....	1
T. Newman.....	1
H. Smith	1
A. Barr.....	1
Totals	8

PASSES DEFENSED	
	PD
X. Rhodes	2
A. Sendejo	2
T. Waynes	2
E. Kendricks	2
M. Alexander	1
A. Barr.....	1
E. Griffen.....	1
Totals	11

2017 VIKINGS PARTICIPATION

P - played; S - started; DNP - did not play; IR - injured reserve; R - not with club; I - inactive; PS - Practice Squad; PUP-R - Reserve/Physically Unable to Perform; RE - Roster Exemption

#	9/17	9/24	10/1	10/9	10/15	10/22	10/29	11/12	11/19	11/23	12/3	12/10	12/17	12/23	12/31	2017 Season			Career		1/14	1/21	
@ PIT	TB	DET	@ CHI	GB	BAL	@ CLE (UK)	@ WAS	LAR	@ DET	@ ATL	@ CAR	CIN	@ GB	CHI	GP	GS	DNP	IA	GP	GS	NO	@PH	
I	I	I	I	I	DNP	I	PS	PS	PS	PS	PS	PS	PS	PS	0	0	1	7	0	0	PS	PS	
P	P	P	P	P	P	I	P	P	P	P	P	P	P	P	14	0	-	2	27	0	P	P	
S	S	S	S	S	S	S	S	S	S	S	S	S	S	S	16	16	-	-	58	58	S	S	
N	N	N	N	N	N	N	N	PS	N	N	N	N	N	N	0	0	-	-	2	0	N	N	
P	P	S	S	P	P	S	P	P	P	P	S	IR	IR	IR	13	3	-	-	40	8	IR	IR	
S	S	S	S	S	S	S	S	S	S	S	S	S	S	S	16	16	-	-	145	84	S	S	
I	I	I	I	I	I	I	P	I	P	I	I	I	I	I	2	0	-	14	2	0	I	I	
I	I	I	I	S	I	I	I	IR	IR	IR	IR	IR	IR	IR	2	2	-	6	80	80	DNP	DNP	
PS	PS	PS	PS	PS	PS	PS	PS	PS	PS	PS	PS	PS	PS	PS	0	0	-	-	0	0	PS-IR	PS-IR	
PUP-R	PUP-R	PUP-R	PUP-R	PUP-R	PUP-R	PUP-R	DNP	DNP	DNP	DNP	DNP	P	DNP	DNP	1	0	7	-	30	28	I	I	
I	P	P	P	P	P	DNP	P	P	P	P	P	P	P	I	I	11	0	1	4	91	40	P	P
P	P	P	P	P	P	P	P	P	P	P	P	P	P	P	P	16	0	-	-	26	0	P	P
N	N	N	N	N	N	N	N	N	I	I	I	P	I	I	I	1	0	-	7	13	0	I	I
PS	PS	PS	PS	PS	PS	PS	PS	PS	PS	PS	PS	P	P	P	P	3	0	-	-	3	0	N	N
DNP	I	I	I	I	P	P	P	I	I	I	I	I	I	I	I	4	0	1	11	4	0	I	P
I	I	DNP	P	I	I	P	P	DNP	I	I	I	P	DNP	I	P	4	0	3	9	4	0	P	P
S	S	S	S	IR	IR	IR	IR	IR	IR	IR	IR	IR	IR	IR	IR	4	4	-	-	4	4	IR	IR
S	S	S	S	S	I	I	I	S	S	S	S	S	S	S	S	14	14	-	2	40	34	S	S
S	S	S	S	S	I	I	I	S	S	S	S	S	S	S	IR	12	12	-	3	23	17	IR	IR
PS	PS	PS	PS	PS	PS	PS	I	PS	PS	PS	PS	PS	PS	PS	DNP	0	0	1	1	0	0	I	I
S	S	S	S	S	S	S	S	S	S	S	I	S	S	S	I	14	14	-	2	14	14	S	S
N	N	N	N	N	N	N	N	N	N	N	N	N	N	N	N	0	0	-	1	27	2	NO	N
SUS	SUS	SUS	P	S	I	P	P	P	P	P	P	P	P	P	P	11	1	-	1	87	48	P	P
NFI	NFI	NFI	NFI	NFI	NFI	NFI	NFI	NFI	NFI	NFI	NFI	NFI	NFI	NFI	NFI	0	0	-	-	44	24	NFI	NFI
P	P	P	P	P	P	P	P	P	P	P	P	P	P	P	P	16	0	-	-	74	0	P	P
S	S	P	S	P	S	P	S	P	P	P	S	P	S	P	S	16	9	-	-	16	9	P	P
S	S	S	S	S	S	S	S	I	S	S	S	S	S	S	S	15	15	-	1	121	63	S	S
P	P	P	P	P	P	P	P	P	P	P	P	P	S	P	P	16	1	-	-	16	1	P	P
P	P	P	P	P	S	P	S	P	S	P	P	P	P	P	P	16	3	-	-	36	8	P	P
PS	PS	PS	PS	PS	PS	PS	PS	N	N	N	N	N	N	N	N	0	0	-	-	0	0	N	N
DNP	P	I	I	DNP	P	P	S	S	S	S	S	S	S	P	S	12	7	2	2	13	7	S	S
S	S	S	S	S	S	S	S	S	S	S	S	S	S	S	S	16	16	-	-	46	17	S	S
I	I	I	I	I	P	P	S	DNP	DNP	DNP	DNP	P	P	P	P	7	1	4	5	7	1	I	I
I	I	I	I	P	P	DNP	I	P	P	I	I	I	I	I	P	5	0	1	10	5	0	P	P
S	S	S	S	S	S	S	S	P	S	S	S	S	S	S	S	16	15	-	-	102	24	S	S
PS	PS	PS	PS	PS	PS	PS	PS	PS	PS	PS	PS	PS	PS	PS	PS	0	0	-	-	0	0	PS	PS
N	N	N	N	N	N	N	N	N	N	N	N	N	N	N	N	0	0	-	-	0	0	PS	PS
S	S	S	S	S	S	S	S	S	S	S	S	S	S	S	S	16	16	-	-	113	106	S	S
P	P	P	P	I	P	P	P	P	P	P	P	P	P	P	P	15	0	-	1	31	1	P	P
S	S	S	S	P	S	S	S	S	S	S	S	S	S	S	S	15	14	1	-	41	38	S	S
S	S	S	S	S	S	S	S	S	S	S	S	S	S	S	S	16	16	-	-	46	41	S	S
P	P	P	P	P	P	P	P	P	P	P	P	P	P	P	P	16	0	-	-	71	15	P	P
PS	PS	PS	PS	PS	PS	PS	PS	PS	PS	PS	PS	PS	PS	PS	PS	0	0	-	-	0	0	PS	PS
N	N	N	N	N	N	N	N	N	N	N	N	N	N	N	N	0	0	-	-	0	0	N	N
N	N	N	N	N	N	N	N	N	N	N	N	N	N	N	N	0	0	-	-	0	0	PS	PS
P	P	P	P	P	P	P	P	P	P	P	P	P	P	P	IR	15	0	-	-	70	0	IR	IR
P	P	P	P	P	P	P	P	P	P	P	P	P	P	P	S	16	1	-	-	58	14	P	P
P	S	P	P	S	P	S	P	S	S	S	I	P	P	P	P	15	6	-	1	27	6	S	S
P	P	P	S	S	S	S	S	S	S	S	S	S	S	S	P	16	10	-	-	61	41	S	S
P	P	S	P	S	P	S	P	S	P	S	P	S	P	S	P	16	7	-	-	221	205	S	S
N	N	N	N	N	N	N	N	N	N	N	N	N	PS	PS	PS	0	0	-	-	0	0	PS	N
PS	PS	PS	PS	PS	PS	PS	PS	PS	PS	PS	PS	PS	PS	PS	PS	0	0	-	-	0	0	PS	PS
N	N	N	N	N	N	N	N	N	N	N	N	N	N	N	P	1	0	-	-	1	0	P	P
P	P	P	P	P	P	P	P	P	P	P	P	P	P	P	P	16	0	-	-	67	0	P	P
S	S	S	S	S	S	S	S	S	S	S	S	I	S	S	S	15	15	-	1	92	84	S	S
S	S	S	S	S	S	S	S	I	I	I	I	I	S	S	S	11	11	-	5	49	48	S	S
S	S	S	S	S	S	S	S	S	S	S	S	S	S	S	S	16	16	-	-	75	68	S	S
PS	PS	PS	PS	PS	PS	PS	PS	PS	PS	PS	PS	PS	PS	PS	PS	0	0	-	-	0	0	PS	PS
P	P	P	P	P	P	P	P	S	I	P	P	P	P	P	P	15	1	-	1	173	103	P	P
S	S	S	S	S	S	S	S	S	S	S	S	S	S	S	S	16	16	-	-	96	88	S	S
IR	IR	IR	IR	IR	IR	IR	IR	IR	IR	IR	IR	IR	IR	IR	IR	0	0	-	-	29	12	IR	IR
S	S	S	S	I	S	SUS	S	I	S	S	S	S	S	S	S	13	13	-	2	90	53	S	S
IR	IR	IR	IR	IR	IR	IR	N	N	N	N	N	N	N	N	N	0	0	-	-	0	0	N	N
P	P	P	P	P	P	P	P	P	P	P	P	P	P	P	P	16	0	-	-	108	6	P	P
P	P	P	P	P	S	S	I	I	P	P	P	S	P	P	P	14	4	-	2	30	15	P	P
DNP	DNP	DNP	I	DNP	DNP	DNP	I	I	I	I	I	I	I	I	I	0	0	6	9	0	0	I	I
S	S	S	S	S	S	S	S	S	S	S	S	S	S	S	S	16	16	-	-	83	82	S	S
P	P	P	P	P	P	P	P	S	P	P	P	P	P	P	I	15	1	-	1	52	21	P	I
S	S	S	S	S	S	S	S	S	S	S	S	S	S	S	S	16	16	-	-	64	30	S	S
N	PS	PS	PS	PS	PS	PS	N	PS	PS	PS	PS	PS	PS	PS	PS	0	0	-	-	0	0	PS	PS
S	P	P	S	P	S	P	S	P	P	P	P	P	P	S	S	16	7	-	-	25	7	P	P
N	N	N	N	N	N	N	N	N	N	N	N	N	N	N	N	0	0	-	-	0	0	N	PS
IR	IR	IR	IR	IR	IR	IR	IR	IR	IR	IR	IR	IR	IR	IR	IR	0	0	-	-	0	0	IR	IR
S	S	S	S	S	S	S	S	S	S	S	S	S	S	S	S	16	16	-	-	46	25	S	S
P	P	P	P	P	P	I	P	P	P	P	P	P	P	P	P	15	0	-	1	17	0	P	P
PS	PS	PS	PS	PS	PS	PS	PS	PS	PS	PS	PS	PS	PS	PS	PS	0	0	-	-	14	3	PS	PS
P	P	P	P	P	P	P	P	P	P	P	P	P	P	P	P	16	0	-	-	16	0	P	P
P	P	P	P	P	P	P	P	P	P	P	P	P	P	P	P	16	0	-	-	79	14	P	P

VIKINGS OFFENSE

Week 1	2	3	4	5	6	7	8	9	11	12	13	14	15	16	17	DV	NFC
Date	9/11	9/17	9/24	10/1	10/9	10/15	10/22	10/29	11/2	11/9	11/23	12/3	12/10	12/17	12/23	12/31	1/4/17
Opp.	NO	@ PIT	TB	DET	@ CHI	GB	BAL	@ CLE (UK)	@ WAS	LAR	@ DET	@ ATL	@ CAR	CIN	@ GB	CHI	@ PHI
LT	Reiff	Reiff	Reiff	Reiff	Reiff	Reiff	Reiff	Reiff	Thielen	Thielen	Thielen	Thielen	Thielen	Thielen	Thielen	Thielen	Thielen
LG	Easton	Easton	Easton	Easton	Easton	Sirles	Sirles	Isidora	Easton	Easton	Easton	Easton	Sirles	Easton	Easton	Sirles	Remmers
C	Efflein	Efflein	Efflein	Efflein	Efflein	Efflein	Efflein	Efflein	Efflein	Efflein	Efflein	Efflein	Efflein	Efflein	Efflein	Berger	Efflein
RG	Berger	Berger	Berger	Berger	Berger	Berger	Berger	Berger	Berger	Berger	Berger	Berger	Berger	Berger	Berger	Remmers	Berger
RT	Remmers	Remmers	Remmers	Remmers	Remmers	Remmers	Remmers	Remmers	Hill	Hill	Hill	Hill	Hill	Remmers	Remmers	Hill	Hill
TE	Rudolph	Rudolph	Rudolph	Rudolph	Rudolph	Rudolph	Rudolph	Rudolph	Rudolph	Rudolph	Rudolph	Rudolph	Rudolph	Rudolph	Rudolph	Rudolph	Rudolph
WR	Diggs	Diggs	Diggs	Diggs	Diggs	Floyd	Treadwell	Diggs	Diggs	Diggs	Diggs	Diggs	Diggs	Diggs	Diggs	Diggs	Diggs
QB	Bradford	Keenum	Keenum	Keenum	Bradford	Keenum	Keenum	Keenum	Keenum	Keenum	Keenum	Keenum	Keenum	Keenum	Keenum	Keenum	Keenum
RB	Cook	Cook	Cook	Cook	Murray	Murray	Murray	Murray	Murray	Murray	Murray	Murray	Murray	Murray	Murray	McKinnon	Murray
TE/WRB	Treadwell	Treadwell	Morgan	Bel	Treadwell	Morgan	Bel	Morgan	Treadwell	Morgan	Morgan	Morgan	Bel	Ham	Treadwell	Treadwell	Morgan

VIKINGS DEFENSE

Week 1	2	3	4	5	6	7	8	9	11	12	13	14	15	16	17	DV	NFC
Date	9/11	9/17	9/24	10/1	10/9	10/15	10/22	10/29	11/2	11/9	11/23	12/3	12/10	12/17	12/23	12/31	1/4/17
Opp.	NO	@ PIT	TB	DET	@ CHI	GB	BAL	@ CLE (UK)	@ WAS	LAR	@ DET	@ ATL	@ CAR	CIN	@ GB	CHI	@ PHI
LE	Hunter	Hunter	Hunter	Hunter	Hunter	Hunter	Hunter	Hunter	Hunter	Hunter	Hunter	Hunter	Hunter	Hunter	Hunter	Hunter	Hunter
DT	Johnson	Johnson	Johnson	Johnson	Johnson	Johnson	Johnson	Johnson	Johnson	Johnson	Johnson	Johnson	Johnson	Johnson	Johnson	Johnson	Johnson
NT	Joseph	Joseph	Joseph	Joseph	Joseph	Joseph	Joseph	Joseph	Joseph	Joseph	Joseph	Joseph	Joseph	Joseph	Joseph	Joseph	Joseph
RE	Griffin	Griffin	Griffin	Griffin	Griffin	Griffin	Griffin	Griffin	Robison	Griffin	Griffin	Griffin	Griffin	Griffin	Griffin	Griffin	Griffin
SLB	Barr	Barr	Barr	Barr	Barr	Barr	Barr	Barr	Barr	Barr	Barr	Barr	Barr	Barr	Barr	Barr	Barr
MLB	Kendricks	Kendricks	Kendricks	Kendricks	Kendricks	Kendricks	Kendricks	Greenway	Kendricks	Kendricks	Greenway	Kendricks	Kendricks	Kendricks	Kendricks	Kendricks	Kendricks
WLB/CB	Gedeon	Gedeon	Gedeon	Newman	Gedeon	Newman	Gedeon	Newman	Gedeon	Newman	Newman	Gedeon	Newman	Gedeon	Newman	Gedeon	Newman
LCB	Waynes	Waynes	Waynes	Waynes	Waynes	Waynes	Waynes	Waynes	Waynes	Waynes	Waynes	Waynes	Waynes	Waynes	Waynes	Waynes	Waynes
RCB	Rhodes	Rhodes	Rhodes	Rhodes	Rhodes	Rhodes	Rhodes	Rhodes	Rhodes	Rhodes	Rhodes	Rhodes	Rhodes	Rhodes	Rhodes	Rhodes	Rhodes
FS	Smith	Smith	Smith	Smith	Smith	Smith	Smith	Smith	Smith	Smith	Smith	Smith	Smith	Smith	Smith	Smith	Smith
SS	Sendejo	Sendejo	Sendejo	Sendejo	Sendejo	Harris	Sendejo	Harris	Sendejo	Harris	Sendejo	Sendejo	Sendejo	Sendejo	Sendejo	Sendejo	Sendejo

THE LAST TIME... (PLAYOFF PERFORMANCES IN ITALICS>

BY THE VIKINGS	CATEGORY	BY AN OPPONENT
408 yards, at Detroit, 11/23/17 <i>403 yards, vs New Orleans, 1/14/18</i>	400 Yards Total Offense	411 yards, vs. Indianapolis, 12/19/16 <i>456 yards, at Philadelphia, 1/21/18</i>
558 yards, vs. Atlanta, 9/28/14 <i>Has never happened</i>	500 Yards Total Offense	512 yards, at Miami, 12/21/14 <i>518 yards, at N.Y. Giants, 1/14/01</i>
Case Keenum, 304 yards, at Washington, 11/12/17 <i>Case Keenum, 318 yards, vs. New Orleans, 1/14/18</i>	300 Yards Passing In A Game By A Player	Kirk Cousins, 327 yards, at Washington, 11/12/17 <i>Nick Foles, 352 yards, at Philadelphia, 1/21/18</i>
Brett Favre, 446 yards, vs. Arizona, 11/7/10 <i>Jeff George, 424 yards, at St. Louis, 1/16/00</i>	400 Yards Passing In A Game By A Player	Nick Foles, 428 yards, vs. Philadelphia, 12/15/13 <i>Has never happened</i>
Case Keenum, at Washington, 11/12/17 <i>Brett Favre, vs Dallas, 1/17/10</i>	4 TD Passes In A Game By A Player	Ryan Tannehill, at Miami, 12/21/14 <i>Kerry Collins (5), at N.Y. Giants, 1/14/01</i>
Latavius Murray, 111 yards, vs. Chicago, 12/31/17 <i>Adrian Peterson, 122 yards, at New Orleans, 1/24/10</i>	100 Yards Rushing In A Game By A Player	Jonathan Stewart, 103 yards, at Carolina, 12/10/17 <i>Terry Kirby, 120 yards, at San Francisco, 1/13/98</i>
Adrian Peterson, 203 yards, at Oakland, 11/15/15 <i>Has never happened</i>	200 Yards Rushing In A Game By A Player	Walter Payton, 275 yards, at Chicago, 11/20/77 <i>Has never happened</i>
Jerick McKinnon, 114 yards, vs. Cincinnati, 12/17/17 <i>Stefon Diggs, 137 yards, vs. New Orleans, 1/14/18</i>	100 Yards Receiving In A Game By A Player	Marvin Jones Jr., 109 yards, at Detroit 11/23/17 <i>Ike Hilliard, 155 yards, at N.Y. Giants, 1/14/01</i>
Adam Thielen, 202 yards, at Green Bay, 12/24/16 <i>Anthony Carter, 227 yards, at S.F., 1/9/88</i>	200 Yards Receiving In A Game By A Player	Alshon Jeffery, 249 yards, vs. Chicago, 12/11/13 <i>Has never happened</i>
Matt Asiata, vs. Washington, 11/2/14 <i>Adrian Peterson, at New Orleans, 1/24/10</i>	3 TDs Rushing In A Game By A Player	Jonathan Stewart, at Carolina, 12/10/17 <i>Has never happened</i>
Marcus Robinson (15, 15, 2), vs. Cleveland, 11/27/05 <i>Sidney Rice, (47, 16, 45), vs. Dallas, 1/17/10</i>	3 TD Catches In A Game By A Player	Jordan Cameron (19,11,7), vs. Cleveland, 9/22/13 <i>Has never happened</i>
Matt Asiata, vs. Washington, 11/2/14 (3 rushing) <i>Adrian Peterson, at New Orleans, 1/24/10 (3 rushing)</i>	3 TD In A Game By A Player	Drew Brees, vs. New Orleans, 1/14/18 (3 passing) <i>Nick Foles, at Philadelphia, 1/21/18 (3 passing)</i>
Ahmad Rashad, vs. San Francisco, 9/27/79 (4 receiving) <i>Has never happened</i>	4 TD In A Game By A Player	Steven Jackson, vs. St. Louis 12/31/06 (3 rushing, 1 receiving) <i>Has never happened</i>
Darren Sharper, at N.Y. Giants, 11/13/05 <i>Has never happened</i>	3 INTs In A Game By A Player	Deltha O'Neal, at Cincinnati, 9/18/05 <i>Has never happened</i>
Marcus Sherels, 79 yards, vs. Houston, 10/9/16 <i>Anthony Carter, 84 yards, at New Orleans, 1/3/88</i>	Punt Returned For A TD	Bryce Callahan, 59 yards, vs. Chicago, 12/31/17 <i>Golden Richards, 63 yards, at Dallas, 12/30/73</i>
Cordanelle Patterson, 104 yards, vs. Arizona, 11/20/16 <i>Has never happened</i>	Kickoff Returned For A TD	Josh Huff, 98 yards, at Philadelphia, 10/23/16 <i>Tony Horne, 95 yards, at St. Louis, 1/16/00</i>
Eric Kendricks, 31 yards, vs. Cincinnati, 12/17/17 <i>Reggie Rutland, 27 yards, at San Francisco, 1/9/88</i>	INT Returned For A TD	Vincent Rev, 25 yards, at Cincinnati, 12/22/13 <i>Patrick Robinson, 50 yards, at Philadelphia, 1/21/18</i>
Everson Griffen, 20 yards, vs. Chicago, 1/1/17 <i>Nate Wright, 20 yards, vs. St. Louis, 12/21/74</i>	Fumble Returned For A TD	Nick Hayden, Recovered in End Zone, at Dallas, 11/3/13 <i>Kevin Miniefield, 48 yards, vs. Chicago, 1/1/95</i>
Adam Thielen and Jasper Brinkley, vs. Carolina, 11/30/14 <i>Scott Studwell, at L.A. Rams, 12/31/78</i>	Punt Blocked	Terrence Fede, at Miami, 12/21/14 <i>Spencer Tillman, at San Francisco, 1/6/90</i>
Adam Thielen, 30 yards and Everson Griffen 43 yards vs. Carolina, 11/30/14 <i>(Blocked by Adam Thielen and Jasper Brinkley, respectively)</i> <i>Terry Brown, recovered in end zone,</i> <i>vs. Pittsburgh 1/12/75 (Blocked by Matt Blair)</i>	Punt Blocked For TD	Garrett Wolfe, 17 yds, at Chicago, 10/19/08 <i>(Blocked by Craig Steltz)</i> <i>Doug Rogers recovered blocked kick in end zone,</i> <i>vs. Atlanta, 1/9/83 (Blocked by Paul Davis)</i>
Mike Merriweather, vs. L.A. Rams, 11/5/89 <i>Has never happened</i>	Punt Blocked For Safety	Terrence Fede, at Miami, 12/21/14 <i>Has never happened</i>
Penalty on Mitch Trubisky enforced in end zone for a safety vs. Chicago, 12/31/17 <i>Ron Jaworski tackled in end zone</i> <i>by Doug Martin and Matt Blair, at Philadelphia, 1/3/81</i>	Safety Recorded	Sam Bradford sacked in end zone by Leonard Floyd at Chicago, 10/9/17 <i>Fran Tarkenton tackled in end zone,</i> <i>vs. Pittsburgh, 1/12/75</i>
Linval Joseph, at Jacksonville, 12/11/16 <i>Matt Blair, at Philadelphia, 1/3/81</i>	Field Goal Blocked	Jeremiah Ledbetter, at Detroit, 11/23/17 <i>at Green Bay, 1/9/05</i>
Antoine Winfield, 59 yards, at New Orleans, 10/6/08 <i>Bobby Bryant, 90 yards, vs. L.A. Rams, 12/26/76</i>	Blocked FG Returned For A TD	Chandler Jones, 58 yards, vs. New England, 9/14/14 <i>Has never happened</i>
Kal Forbath, at Detroit, 11/23/17 <i>Chuck Nelson, at San Francisco, 1/1/89</i>	PAT Missed (1 pt.)	Jason Hanson (kick aborted), at Detroit, 12/19/04 <i>Mike Cofer, at San Francisco, 1/6/90</i>
Everson Griffen, at New Orleans, 9/21/14 <i>Cori Eller, at Dallas, 1/1/78</i>	PAT Blocked	A'Shawn Robinson, at Detroit, 11/23/17 <i>Has never happened</i>
Minnesota 50, Jacksonville 10, 12/20/98 <i>Has never happened</i>	50 Points Scored In A Game	San Francisco 51, Minnesota 7, 12/8/84 <i>Has never happened</i>
Minnesota 49, N.Y. Giants 17, vs N.Y. Giants, 12/27/15 <i>Minnesota 41, Arizona 21, 1/10/99</i>	40 Points Scored In A Game	Green Bay 42, Minnesota 10, at Green Bay, 10/2/14 <i>N.Y. Giants 41, Minnesota 0, 1/14/01</i>
Minnesota 16, Green Bay 0, 12/23/17 <i>Has never happened</i>	Shutout Scored	Green Bay 34, Minnesota 0, 11/11/07 <i>N.Y. Giants 41, Minnesota 0, 1/14/01</i>
Minnesota 21, St. Louis 18, 11/8/15 <i>Has never happened</i>	Overtime Victory	Detroit 22, Minnesota 16, 11/6/16 <i>New Orleans 31, Minnesota 28, 1/24/10</i>
Case Keenum pass to Blake Bell, at Carolina, 12/10/17 <i>Leroy Hoard run, at St. Louis, 1/16/00</i>	Successful Two-Point Conversion	Mitchell Trubisky rush, at Chicago, 10/9/17 <i>Has never happened</i>

2017 FINAL NFL STANDINGS

AMERICAN FOOTBALL CONFERENCE

Team	East			Pct.	PF	PA
	W	L	T			
*-New England	13	3	0	.813	458	296
y-Buffalo	9	7	0	.563	302	359
Miami	6	10	0	.375	281	393
NY Jets	5	11	0	.313	298	382

Team	North			Pct.	PF	PA
	W	L	T			
z-Pittsburgh	13	3	0	.813	406	308
Baltimore	9	7	0	.563	395	303
Cincinnati	7	9	0	.438	290	349
Cleveland	0	16	0	.000	234	410

Team	South			Pct.	PF	PA
	W	L	T			
z-Jacksonville	10	6	0	.625	417	268
y-Tennessee	9	7	0	.563	334	356
Indianapolis	4	12	0	.250	263	404
Houston	4	12	0	.250	338	436

Team	West			Pct.	PF	PA
	W	L	T			
z-Kansas City	10	6	0	.625	415	339
LA Chargers	9	7	0	.563	355	272
Oakland	6	10	0	.375	301	373
Denver	5	11	0	.313	382	382

x-Clinched Playoff

y-Clinched Wild Card

z-Clinched Division

*-Clinched Division and Homefield Advantage

NATIONAL FOOTBALL CONFERENCE

Team	East			Pct.	PF	PA
	W	L	T			
*-Philadelphia	13	3	0	.813	457	295
Dallas	9	7	0	.563	354	332
Washington	7	9	0	.438	342	388
NY Giants	3	13	0	.188	246	388

Team	North			Pct.	PF	PA
	W	L	T			
z-Minnesota	13	3	0	.813	382	252
Detroit	9	7	0	.563	410	376
Green Bay	7	9	0	.438	320	384
Chicago	5	11	0	.313	264	320

Team	South			Pct.	PF	PA
	W	L	T			
z-New Orleans	11	5	0	.688	448	326
y-Carolina	11	5	0	.688	363	327
y-Atlanta	10	6	0	.625	353	315
Tampa Bay	5	11	0	.313	335	382

Team	West			Pct.	PF	PA
	W	L	T			
z-LA Rams	11	5	1	.688	478	329
Seattle	9	7	1	.563	366	332
Arizona	8	8	0	.500	295	361
San Francisco	6	10	0	.375	331	383

2017 NFL POSTSEASON

home team in CAPS

AFC Wild Card Playoffs

Tennessee 22, KANSAS CITY 21
JACKSONVILLE 10, Buffalo 3

AFC Divisional Playoffs

NEW ENGLAND 35, Tennessee 14
Jacksonville 45, PITTSBURGH 42

AFC Championship Game

NEW ENGLAND 24, Jacksonville 20

NFC Wild Card Playoffs

Atlanta 26, LOS ANGELES 13
NEW ORLEANS 31, Carolina 26

NFC Divisional Playoffs

PHILADELPHIA 15, Atlanta 10
MINNESOTA 29, New Orleans 24

NFC Championship Game

PHILADELPHIA 38, Minnesota 7

Super Bowl LII at U.S. Bank Stadium, Minneapolis, Minnesota

Philadelphia 41, New England 33

Pro Bowl at Camping World Stadium, Orlando, Florida

AFC 24, NFC 23





KFAN

SPORTS RADIO - FM 100.3

**INTERVIEWS, PODCASTS,
HIGHLIGHTS AND MORE!**

DOWNLOAD THE IHEARTRADIO APP FOR FREE TODAY!



RECORDS

TOTAL ATTENDANCE

LARGEST CROWDS

Regular Season

83,518 vs. Pittsburgh, 9/29/13 (Game played in London at Wembley Stadium)

66,860 vs. Dallas, 12/1/16

66,848 vs. Green Bay, 10/15/17

Postseason

66,612 vs. New Orleans, 1/1

64,060 vs. Atlanta, 1/17/99

Preseason
66 FF1 vs. San Francisco 8

Summary

AWAY

Regular Season
 60,600 at Washington, D.C.

85,360 at Dallas, 11/3/13

Postseason

103.438 vs. Oakland

(Super Bowl XI in Pasadena)

Preseason

86,082 at Dallas, 8/29/15

HOME

Regular Season

13,911 vs. Green Bay, 10/4/87 (Metrodome)

26,728 vs. LA Rams, 11/25/62

Postseason

44,626 vs. St. Louis, 12/

52,090 vs. Seattle (1/10/16) (TCF Bank Stadium)

57,353 vs. Washington, 1/2/93 (Metrodome)

Preseason
37.987 vs. 1

34 367 vs. San Diego 8/3/96

34,507 vs. San Diego, 8/3/50 (Metrolodine)
000000

AWAY

Regular Season
12-2023 at Dallas 2/24/69

12,992 at Dallas 9/24/61
14,167 at Atlanta 12/15/85

Postseason

22.961 vs. Dallas (at Miami). 1/5/69

54,593 at Washington, 1/15/83

Preseason

4,954 vs. Dallas (at Sioux Falls), 8/5/61

VIKINGS ALL-TIME LEADERS

RUSHING

Player	Yards	Att.	Avg.	Long	TD
1. Peterson, Adrian (2007-16)	11,747	2,418	4.9	82t	97
2. Smith, Robert (1993-00)	6,818	1,411	4.8	78t	32
3. Foreman, Chuck (1973-79)	5,887	1,533	3.8	51	52
4. Brown, Bill (1962-74)	5,757	1,627	3.5	48	52
5. Brown, Ted (1979-86)	4,546	1,117	4.1	60	40
6. Osborn, Dave (1965-75)	4,320	1,172	3.7	73	29
7. Nelson, Darrin (1982-89, '91-92)	4,231	981	4.3	72	18
8. Mason, Tommy (1961-66)	3,252	761	4.3	71	28
9. Bennett, Michael (2001-05)	3,174	713	4.5	85t	12
10. Taylor, Chester (2006-09)	2,797	655	4.3	95t	18

RECEIVING

Player	No.	Yards	Avg.	Long	TD
1. Carter, Cris (1990-01)	1,004	12,383	12.3	78t	110
2. Moss, Randy (1998-04, '10)	587	9,316	15.9	82t	92
3. Jordan, Steve (1982-94)	498	6,307	12.7	68t	29
4. Carter, Anthony (1985-93)	478	7,635	16.0	73t	52
5. Reed, Jake (1991-99, '01)	413	6,433	15.6	82t	33
6. Rashad, Ahmad (1976-82)	400	5,489	13.7	76t	34
7. White, Sammy (1976-86)	393	6,400	16.3	69t	50
8. Brown, Ted (1979-86)	339	2,850	8.4	67t	13
9. Foreman, Chuck (1973-79)	336	3,057	9.1	66t	23
10. Rudolph, Kyle (2011-)	322	3,153	9.8	47t	37

RUSHING-RECEIVING YARDS

Player	Rushing	Receiving	Total
1. Peterson, Adrian (2007-16)	11,747	1,945	13,692
2. Carter, Cris (1990-01)	24	12,383	12,407
3. Moss, Randy (1998-04, '10)	159	9,316	9,475
4. Foreman, Chuck (1973-79)	5,879	3,057	8,936
5. Brown, Bill (1962-74)	5,757	3,177	8,934

PASSER RATING (MINIMUM 1,500 ATTEMPTS)

Player	Att.	Cmp.	Pct.	Yards	TD	Int	Lg	Rtg
1. Culpepper, Daunte (1999-05)	2,607	1,678	64.4	20,162	135	86	82t	91.5
2. Johnson, Brad (1992-98, 05-06)	1,670	1,036	62.0	11,098	65	48	82t	82.5
3. Tarkenton, Fran (1961-66, 72-78)	4,569	2,635	57.7	33,098	239	194	89t	80.1

SCORING

Player	TD	2 pt.	PAT	FG	Total
1. Cox, Fred (1963-77)	—	—	519	282	1,365
2. Carter, Cris (1990-01)	110	5	—	—	670
3. Longwell, Ryan (2006-11)	—	—	228	135	633
4. Peterson, Adrian (2007-16)	102	1	—	—	614
5. Reveiz, Fuad (1990-95)	—	—	199	133	598
6. Moss, Randy (1998-04, '10)	93	3	—	—	564
7. Walsh, Blair (2012-16)	—	—	156	133	555
8. Anderson, Gary (1998-02)	—	—	215	109	542
9. Brown, Bill (1962-74)	76	—	—	—	456
10. Foreman, Chuck (1973-79)	75	—	—	—	450

FIELD GOAL PCT. (MINIMUM 100 MADE)

Player	Att.	Made	Pct.	Long
1. Longwell, Ryan (2006-11)	157	135	86.0	55
2. Anderson, Gary (1998-02)	129	109	84.5	53
3. Walsh, Blair (2012-16)	158	133	84.2	56

PUNTING AVERAGE (MINIMUM 250)

Player	No.	Net Avg.	Long	Bk.
1. Jeff Locke (2013-16)	290	38.8	72	1
2. Kluge, Chris (2005-12)	623	37.2	70	1
3. Newsome, Harry (1990-93)	308	35.1	84	2

INTERCEPTIONS

Player	No.	Yards	Avg.	Long	TD
1. Krause, Paul (1968-79)	53	852	16.1	81	2
2. Bryant, Bobby (1967-80)	51	749	14.7	46t	3
3. Sharrockman, Ed (1962-72)	40	804	20.1	47t	3
4. Browner, Joey (1983-91)	37	465	12.6	45	3
5. Wright, Nate (1971-80)	32	272	8.5	44	0
6. Lee, Carl (1983-93)	29	350	12.1	58t	2
7t. Turner, John (1979-83, 85, 87)	22	227	10.3	36t	1
Thomas, Orlando (1995-01)	22	225	10.2	45t	2
9. Winfield, Antoine (2004-12)	21	227	10.8	56	2
10t. McMillian, Audray (1989-93)	19	227	11.9	51t	3
Kassulke, Karl (1963-72)	19	187	9.8	27	0

SACKS

Player	No.	Yards
1. Eller, Carl (1964-78)	130.0	1,015
2. Marshall, Jim (1961-75)	127.0	1,026
3. Randle, John (1990-00)	114.0	722
4. Page, Alan (1967-78)	108.0	797
5. Doleman, Chris (1985-93, 99)	96.5	729

TACKLES (DEFENSE ONLY)

Player	Solo	Asst.	Total
1. Studwell, Scott (1977-90)	1,266	662	1,928
2. Blair, Matt (1974-85)	944	460	1,404
3. Siemon, Jeff (1972-82)	1,002	373	1,375
4. Greenway, Chad (2006-16)	885	449	1,334
5. Page, Alan (1967-78)	866	252	1,118

SPECIAL TEAMS TACKLES

Player	Solo	Asst.	Total
1. Walsh, Cris (1994-02)	114	33	147
2. Morrow, Harold (1996-02)	95	45	140
3. Ashley, Walker Lee (1983-88, 90)	77	43	120
4. Nord, Keith (1979-85)	89	24	113
5. Farwell, Heath (2005-10)	67	46	113

PUNT RETURNS (MINIMUM 50 RETURNS)

Player	No.	Yards	Avg.	Long	TD
1. Sherels, Marcus (2010-)	208	2,171	10.4	86t	5
2. Moore, Mewelde (2004-07)	74	768	10.4	71t	2
3. Palmer, David (1994-00)	162	1,610	9.9	74t	2
4. Butler, Bill (1962-64)	55	545	9.9	60t	1
5. Lewis, Leo (1981-91)	194	1,812	9.3	78t	1

KICKOFF RETURNS (MINIMUM 50 RETURNS)

Player	No.	Yards	Avg.	Long	TD
1. Patterson, Cordarrelle (2013-16)	134	4,075	30.4	109t	5
2. Harvin, Percy (2009-12)	114	3,183	27.9	105t	5
3. West, Charlie (1968-73)	78	1,991	25.5	82	0
4. Rhymes, Buster (1985-87)	62	1,558	25.1	88	0
5. Jones, Clinton (1967-72)	89	2,209	24.8	96t	1

COMBINED YARDAGE

Player	Total	Rush	Rec.	Int.	Punt	Kick	Fum.
1. Peterson, Adrian (2007-16)	14,120	11,747	1,945	—	—	428	—
2. Carter, Cris (1990-01)	12,410	24	12,383	—	—	—	3
3. Nelson, Darrin (1982-89, 91-92)	10,365	4,231	2,202	—	313	3,619	—
4. Moss, Randy (1998-04, '10)	9,670	159	9,316	—	162	33	—
5. Brown, Bill (1962-74)	9,237	5,757	3,177	—	0	303	—

BOLD - Active in 2017 for Vikings

KICKOFF
EXECUTIVES
COACHES
STAFF
PLAYERS
ROOKIES
2017 SEASON
RECORDS
PLAYOFF RECORDS
HISTORY
EXTRA POINTS

VIKINGS SINGLE SEASON LEADERS

RUSHING

Player	Yards	Att.	Avg.	Long	TD
1. Peterson, Adrian (2012)	2,097	348	6.0	82t	12
2. Peterson, Adrian (2008)	1,760	363	4.8	67t	10
3. Smith, Robert (2000)	1,521	295	5.1	72t	7
4. Peterson, Adrian (2015)	1,485	327	4.5	80t	11
5. Peterson, Adrian (2009)	1,383	314	4.4	64t	18
6. Peterson, Adrian (2007)	1,341	238	5.6	73t	12
7. Peterson, Adrian (2010)	1,298	283	4.6	80t	12
8. Bennett, Michael (2002)	1,296	255	5.0	85t	5
9t. Peterson, Adrian (2013)	1,266	279	4.5	78t	10
9t. Smith, Robert (1997)	1,266	232	5.4	78t	6

RECEPTIONS

Player	No.	Yards	Avg.	Long	TD
1. Carter, Cris (1995)	122	1,371	11.2	60t	11
2. Carter, Cris (1994)	122	1,256	10.3	65t	7
3. Moss, Randy (2003)	111	1,632	14.7	72	17
4. Moss, Randy (2002)	106	1,347	12.7	60	7
5. Carter, Cris (2000)	96	1,274	13.3	53	9
6. Carter, Cris (1996)	96	1,163	12.1	43t	10
7. Thielen, Adam (2017)	91	1,276	14.0	65t	4
8. Carter, Cris (1999)	90	1,241	13.8	68	13
9. Carter, Cris (1997)	89	1,069	12.0	43	13
10. Young, Rickey (1978)	88	704	8.0	48	5

RECEIVING YARDS

Player	Yards	No.	Avg.	Long	TD
1. Moss, Randy (2003)	1,632	111	14.7	72	17
2. Moss, Randy (2000)	1,437	77	18.7	78t	15
3. Moss, Randy (1999)	1,413	80	17.7	67t	11
4. Carter, Cris (1995)	1,371	122	11.2	60t	11
5. Moss, Randy (2002)	1,347	106	12.7	60	7
6. Reed, Jake (1996)	1,320	72	18.3	82t	7
7. Moss, Randy (1998)	1,313	69	19	61t	17
8. Rice, Sidney (2009)	1,312	83	15.8	63	8
9. Thielen, Adam (2017)	1,276	91	14.0	65t	4
10. Carter, Cris (2000)	1,274	96	13.3	53	9

RUSHING-RECEIVING YARDS

Player	Rushing	Receiving	Total
1. Peterson, Adrian (2012)	2,097	217	2,314
2. Peterson, Adrian (2008)	1,760	125	1,885
3. Smith, Robert (2000)	1,521	348	1,869
4. Peterson, Adrian (2009)	1,383	438	1,819
5. Foreman, Chuck (1975)	1,070	691	1,761

PASSER RATING

Player	Att.	Cmp.	Pct.	Yards	TD	Int	Lg	Rtg
1. Culpepper, Daunte (2004)	548	379	69.2	4,717	39	11	82t	110.9
2. Favre, Brett (2009)	531	363	68.4	4,202	33	7	63	107.2
3. Cunningham, Randall (1998)	425	259	60.9	3,704	34	10	67t	106.0

SCORING

Player	TD	2 pt.	PAT	FG	Total
1. Anderson, Gary (1998)	-	-	59	35	164
2. Walsh, Blair (2012)	-	-	36	35	141
3. Walsh, Blair (2015)	-	-	33	34	135

FIELD GOAL PCT. (AT LEAST 1 ATTEMPT PER TEAM'S GAMES PLAYED)

Player	Att.	Made	Pct.	Long
1. Anderson, Gary (1998)	35	35	100.0	53
2. Anderson, Gary (2000)	22	23	95.7	49
3. Longwell, Ryan (2010)	18	17	94.4	48

PUNTING AVERAGE (AT LEAST 2.5 PUNTS PER TEAM'S GAMES PLAYED)

Player	No.	Net Avg.	Long	Blk.
1. Kluge, Chris (2012)	72	39.7	59	0
2. Locke, Jeff (2013)	75	39.2	65	0
3. Quigley, Ryan (2017)	71	39.2	56	0

INTERCEPTIONS

Player	No.	Yards	Avg.	Long	TD
1. Krause, Paul (1975)	10	201	20.1	81	0
2t. Russell, Brian (2003)	9	185	20.6	50	0
2t. Sharper, Darren (2005)	9	276	30.7	92t	2
2t. Thomas, Orlando (1995)	9	108	12.0	45t	1
5t. Bryant, Bobby (1969)	8	97	12.1	56	0
5t. Chavous, Corey (2003)	8	143	17.9	39	1
5t. Holt, Issiac (1986)	8	54	6.8	27	0
5t. Lee, Carl (1988)	8	118	14.8	58t	2
5t. McMillian, Audray (1992)	8	157	19.6	51t	2
10t. Browner, Joey (1990)	7	103	14.7	31	1
10t. Bryant, Bobby (1978)	7	69	9.9	23	0
10t. Bryant, Bobby (1973)	7	105	15.0	46t	1
10t. Hitchcock, Jimmy (1998)	7	242	34.6	79t	3
10t. Krause, Paul (1968)	7	82	11.7	29	0
10t. Sharrockman, Ed (1970)	7	132	18.9	43	1
10t. West, Charlie (1971)	7	236	33.7	89	0
10t. Wright, Nate (1976)	7	47	6.7	21	0

SACKS

Player	No.	Yards
1. Allen, Jared (2011)	22.0	150
2. Doleman, Chris (1989)	21.0	196
3t. Millard, Keith (1989)	18.0	108
3t. Page, Alan (1976)	18.0	126
5. Randle, John (1997)	15.5	108

TACKLES (DEFENSE ONLY)

Player	Solo	Asst.	Total
1. Studwell, Scott (1981)	156	74	230
2. Siemon, Jeff (1978)	170	59	229
3. Blair, Matt (1981)	146	74	220
4. Studwell, Scott (1983)	132	83	215
5. Studwell, Scott (1984)	142	71	213

SPECIAL TEAMS TACKLES

Player	Solo	Asst.	Total
1. Browner, Joey (1983)	23	15	38
2. Allen, Nate (1977)	24	11	35
3. Farwell, Heath (2007)	19	13	32
4. Morrow, Harold (1997)	22	10	32
5t. Dillon, Terry (1963)	23	6	29
5t. Griffith, Robert (1995)	21	8	29
5t. Nelson, Jim (2000)	18	11	29

PUNT RETURNS (MINIMUM 20 RETURNS/16 GAMES)

Player	No.	Yards	Avg.	Long	TD
1. Sherels, Marcus (2013)	22	335	15.2	86t	1
2. Sherels, Marcus (2016)	21	292	13.9	79t	2
3. Palmer, David (1995)	26	342	13.2	74t	1
4. Palmer, David (1997)	34	444	13.1	57	0
5. Lewis, Leo (1987)	22	275	12.5	78t	1

KICKOFF RETURNS (MINIMUM 20 RETURNS/16 GAMES)

Player	No.	Yards	Avg.	Long	TD
1. Patterson, Cordarrelle (2013)	1,393	32.4	109t	2	
2. Patterson, Cordarrelle (2015)	32	1,019	31.8	101t	2
3. Patterson, Cordarrelle (2016)	25	792	31.7	104t	1
4. Allison, Aundrae (2007)	20	574	28.7	104t	1
5. Harvin, Percy (2009)	42	1,156	27.5	101t	2

COMBINED YARDAGE

Player	Total	Rush	Rec.	Int.	Punt	Kick	Fum.
1. Peterson, Adrian (2012)	2,314	2,097	217	-	-	-	-
2. Harvin, Percy (2009)	2,081	135	790	-	-	1,156	-
3. Walker, Herschel (1990)	2,051	770	315	-	-	966	-
4. Peterson, Adrian (2007)	2,021	1,341	261	-	0	412	-
5. Patterson, Cordarrelle (2020)	2,020	158	469	-	0	1,393	-

BOLD - Active in 2017 for Vikings

VIKINGS SINGLE GAME LEADERS

RUSHING YARDS

Player, Game	Yards	Att.	Avg.	Long	TD
1. Peterson, Adrian, 11/4/07, vs. S.D.	296	30	9.8	64t	3
2. Peterson, Adrian, 10/14/07, at Chi.	224	20	11.2	73t	3
3. Peterson, Adrian, 12/16/12, at St.L.	212	24	8.8	82t	1
4. Peterson, Adrian, 12/11/13, vs. Chi.	211	35	6.0	23	0
5. Peterson, Adrian, 12/2/12, at G.B.	210	21	10.0	82t	1
6. Peterson, Adrian, 11/15/15, at Oak.	203	26	7.8	80t	1
7. Foreman, Chuck, 10/24/76, at Phi.	200	28	7.14	46	2
8. Peterson, Adrian, 12/30/12, vs. G.B.	199	34	5.8	28	1
9. Peterson, Adrian, 11/9/08, vs. G.B.	192	30	6.4	29t	1
10. Peterson, Adrian, 11/4/12, at Sea.	182	17	10.7	74	2

RECEPTIONS

Player, Game	No.	Yards	Avg.	Long	TD
1. Young, Rickey, 12/16/79, at N.E.	15	116	7.7	17	1
2. Carter, Cris, 10/2/94, at Ariz.	14	167	11.9	29	0
3t. Diggs, Stefon, 11/6/16, vs. Det.	13	80	6.2	12	0
3t. Diggs, Stefon, 11/13/16, at Wash.	13	164	12.6	36	0

RECEIVING YARDS

Player, Game	No.	Yards	Avg.	Long	TD
1. White, Sammy, 11/7/76, vs. Det.	7	210	30.0	52	2
2. Moss, Randy, 11/14/99, at Chi.	12	204	17.0	44	0
3t. Flatley, Paul, 10/24/65, at S.F.	7	202	28.9	58t	2
3t. Thielen, Adam, 12/24/16, at G.B.	12	202	16.8	71t	2
5. Rice, Sidney, 11/15/09, vs. Det.	7	201	28.7	56	0
6. Moss, Randy, 10/5/98, at G.B.	5	190	38.0	52t	2
7. Carter, Anthony, 11/6/88, vs. Det.	8	188	23.5	40	0
8. Carter, Anthony, 11/26/87, at Dal.	8	184	23.0	51	2
9. Diggs, Stefon, 9/18/16, vs. G.B.	9	182	20.2	46	1
10. Jordan, Steve, 11/2/86, at Was.	6	179	29.8	68t	1

RUSHING-RECEIVING YARDS

Player, Game	Rushing	Receiving	Total
1. Peterson, Adrian, 11/4/07, vs. S.D.	296	19	315
2. Foreman, Chuck, 10/24/76, at Phi.	200	65	265
3. Nelson, Darrin, 11/13/83, vs. G.B.	119	137	256
4. Peterson, Adrian, 10/14/07, at Chi.	224	9	233
5. Brown, Bill, 12/13/64, at Chi.	98	128	226

PASSER RATING (MINIMUM 20 ATTEMPTS)

Player, Game	Att	Cmp	Pct	Yds	TD	Int	Rtg
1. Feroette, Gus, 9/28/03, vs. S.F.	21	16	76.2	267	4	0	157.2
2. Bridgewater, Teddy, 12/20/15, vs. Chi.	20	17	85.0	231	4	0	154.4
3. Tarkenton, Fran, 10/13/74, vs. Hou. ...	24	18	75.0	274	3	0	151.7
4. Culpepper, Daunte, 12/24/04, vs. G.B. ...	23	16	69.6	285	3	0	151.3
5. Culpepper, Daunte, 11/19/00, vs. Car. ...	29	22	75.9	357	3	0	151.1

SCORING

Player, Game	TD	2 pt.	PAT	FG	Total
1t. Foreman, Chuck, 12/20/75, at Buf.	4	—	—	—	24
1t. Rashad, Ahmad, 9/2/79, vs. SF.	4	—	—	—	24
3. Karlis, Rich, 11/5/89, vs. LA Rams.	—	—	—	7	21
4t. Moss, Randy, 11/26/98, at Dal.	3	1	—	—	20
4t. Anderson, Gary, 12/13/98, at Balt.	—	—	2	6	20
4t. Asiata, Matt, 11/2/14, vs. Was.	3	1	—	—	20

FIELD GOALS MADE

Player, Game	Att.	Made	Pct.	Long
1. Karlis, Rich, 11/5/89, vs. LA Rams.	7	7	100.0	40
2t. Anderson, Gary, 12/13/98, at Balt.	6	6	100.0	46
2t. Forbath, Kai, 10/22/17, vs. Balt.	6	6	100.0	46
4t. 8 tied w/5 made FGs				

PUNTING AVERAGE (MINIMUM 4 PUNTS)

Player, Game	No.	Net Avg.	Long	In20
1. Berger, Mitch, 11/15/98, vs. Cin.	4	48.3	66	2
2. Locke, Jeff, 11/24/16, at Det.	4	48.0	57	3
3. Kluwe, Chris, 10/9/11, vs. Ariz.	4	47.5	51	2
4. Locke, Jeff, 11/20/16, vs. Ariz.	4	47.3	72	2
5t. Locke, Chris, 11/7/10, vs. Ariz.	4	46.0	56	4
5t. Locke, Jeff, 9/21/14, at N.O.	4	46.0	57	3

INTERCEPTIONS

Player, Game	No.	Yards	Avg.	Long	TD
1t. Winston, Roy, 10/25/64, at SF.	3	24	8.0	15	0
1t. Mackbee, Ersell, 10/26/69, vs. Det.	3	22	7.3	22	0
1t. Bryant, Bobby, 11/9/69, vs. Cle.	3	62	20.7	56	0
1t. Sharockman, Ed, 12/13/70, at BPA.	3	28	9.3	6	0
1t. Bryant, Bobby, 12/8/73, at G.B.	3	86	28.7	46	1
1t. Turner, John, 10/12/82, vs. Chi.	3	3	1.0	10	0
1t. Teal, Willie, 11/28/82, vs. Chi.	3	13	4.3	13	0
1t. Scott, Todd, 9/27/92, at Cin.	3	15	5.0	11	0
1t. McMillian, Audray, 11/22/92, vs. Cle.	3	73	24.3	35	0
1t. Glenn, Vencie, 12/27/92, vs. G.B.	3	55	18.3	39	0
1t. Del Rio, Jack, 12/5/93, at Det.	3	3	1.0	3	0
1t. Williams, Brian, 11/23/03, vs. Det.	3	71	23.7	42t	1
1t. Sharper, Darren, 11/13/05, at NYG.	3	123	41.0	92t	1

SACKS

Player, Game	No.	Yards
1. Holloway, Randy, 9/16/84, vs. Atl.	5.0	37
2. Allen, Jared, 10/5/09, vs. G.B.	4.5	19.5
3t. Doleman, Chris, 12/25/89, vs. Cin.	4.0	33.5
3t. Martin, Doug, 10/23/83, at G.B.	4.0	32
3t. Millard, Keith, 9/25/88, vs. Phi.	4.0	21
3t. Williams, Kevin, 10/12/08, vs. Det.	4.0	28
8t. Allen, Jared, 1/1/12, vs. Chi.	3.5	19.5
8t. Randle, John, 9/22/96, vs. G.B.	3.5	21.5
8t. Robison, Brian, 10/21/12, vs. Ari.	3.5	18

TACKLES (DEFENSE ONLY)

Player, Game	Solo	Asst.	Total
1. Studwell, Scott, 11/17/85, at Det.	16	8	24
2. Greenway, Chad, 11/20/11, vs. Oak.	12	10	22
3t. Studwell, Scott, 9/24/89, at Pit.	11	10	21
3t. McDaniel, Ed, 9/4/94, at G.B.	15	6	21
5t. Studwell, Scott, 10/2/83, vs. Dal.	10	10	20
5t. Studwell, Scott, 12/8/84, at SF.	16	4	20
5t. Blair, Matt, 11/13/83, vs. Chi.	9	11	20
5t. Browner, Joey, 10/27/85, at Chi.	15	5	20
9. Del Rio, Jack, 12/1/94, vs. Chi.	11	8	19
10t. Many tied w/ 18 total tackles			

SPECIAL TEAMS TACKLES

Player, Game	Solo	Asst.	Total
1. Farwell, Heath, 11/25/07, at NYG.	7	0	7
2. Henderson, Wymon, 11/6/88, vs. Det.	6	0	6
3t. 9 tied with 5			

PUNT RETURNS (MINIMUM 3 RETURNS)

Player, Game	No.	Yards	Avg.	Long	TD
1. West, Charlie, 11/3/68, vs. Was.	3	107	35.6	98t	1
2. Sherels, Marcus, 10/21/13, at NYG.	4	119	29.8	86t	1
3. Moore, Mewelde, 11/13/05, at NYG.	3	87	29.0	71	0

KICKOFF RETURNS (MINIMUM 3 RETURNS)

Player, Game	No.	Yards	Avg.	Long	TD
1. Patterson, Cordarelle, 9/15/13, at Chi.	3	149	49.7	105t	1
2. Allison, Aundrae, 12/2/07, vs. Det.	3	144	47.7	104t	1
3. Patterson, Cordarelle, 10/27/13 vs. G.B.	5	228	45.6	109t	1

COMBINED YARDAGE

Player, Game	Total	Rush	Rec.	Int.	Punt Ret.	Kick Ret.	Fum. Ret.
1. Peterson, Adrian, 10/14/07, at Chi.	361	224	9	—	—	128	—
2. Peterson, Adrian, 11/4/07, vs. S.D.	315	296	19	—	—	—	—
3. Nelson, Darrin, 11/13/83, vs. G.B.	278	119	137	—	—	22	—

RUSHING

Year	Player	Att	Yards	Avg	Lg	TD#NFL/NFC
1961	McElhenny, Hugh	120	570	4.8	41	3
1962	Mason, Tommy	167	740	4.4	71	2
1963	Mason, Tommy	166	763	4.6	70t	7
1964	Brown, Bill	226	866	3.8	48	7
1965	Brown, Bill	160	699	4.5	40	6
1966	Brown, Bill	251	829	3.3	33t	6
1967	Osborn, Dave	215	972	4.5	73t	2
1968	Brown, Bill	222	805	3.6	32	11
1969	Osborn, Dave	186	643	3.5	58t	7
1970	Osborn, Dave	207	681	3.2	16	5
1971	Jones, Clinton	180	675	3.7	73t	4
1972	Reed, Oscar	151	639	4.2	43	26
1973	*Foreman, Chuck	182	801	4.4	50t	4
1974	Foreman, Chuck	199	777	3.9	32	9
1975	Foreman, Chuck	280	1,070	3.8	31t	13
1976	Foreman, Chuck	278	1,155	4.1	46	13
1977	Foreman, Chuck	270	1,112	4.1	51	6
1978	Foreman, Chuck	237	749	3.2	21	5
1979	Young, Rickey	188	708	3.8	23t	3
1980	Brown, Ted	219	912	4.2	55t	8
1981	Brown, Ted	274	1,063	3.9	34	6
1982	Brown, Ted	120	515	4.3	30	1
1983	Nelson, Darrin	154	642	4.2	56t	1
1984	*Anderson, Alfred	201	773	3.8	23	2
1985	Nelson, Darrin	200	893	4.5	37	5
1986	Nelson, Darrin	191	793	4.2	42	4
1987	Nelson, Darrin	131	642	4.9	72	2
1988	Nelson, Darrin	112	380	3.4	27	1
1989	Walker, Herschel	169	669	4.0	47	5
1990	Walker, Herschel	184	770	4.2	58t	5
1991	Walker, Herschel	198	825	4.2	71t	10
1992	Allen, Terry	266	1,201	4.5	51	13
1993	Graham, Scottie	118	488	4.1	31	3
1994	Allen, Terry	255	1,031	4.0	45	8
1995	Smith, Robert	139	632	4.5	58t	5
1996	Smith, Robert	162	692	4.3	57	3
1997	Smith, Robert	232	1,266	5.5	78t	6
1998	Smith, Robert	249	1,187	4.8	74t	6
1999	Smith, Robert	221	1,015	4.6	70t	2
2000	Smith, Robert	295	1,521	5.2	72t	7
2001	*Bennett, Michael	172	682	4.0	31t	2
2002	Bennett, Michael	255	1,296	5.1	85t	5
2003	Williams, Moe	174	745	4.3	61	5
2004	Smith, Onterio	124	544	4.4	38	2
2005	Moore, Mewelde	155	662	4.3	33	1
2006	Taylor, Chester	303	1,216	4.0	95t	6
2007	*Peterson, Adrian	238	1,341	5.6	73t	12
2008	Peterson, Adrian	363	1,760	4.8	67t	10
2009	Peterson, Adrian	314	1,383	4.4	64t	18
2010	Peterson, Adrian	283	1,298	4.6	80t	12
2011	Peterson, Adrian	208	970	4.7	54	12
2012	Peterson, Adrian	348	2,097	6.0	82t	12
2013	Peterson, Adrian	279	1,266	4.5	78t	10
2014	Asiata, Matt	164	570	3.5	19	9
2015	Peterson, Adrian	327	1,485	4.5	80t	11
2016	McKinnon, Jerick	159	539	3.4	36	2
2017	Murray, Latavius	216	842	3.9	46	8

*rookie

#rushing yards/QB rating ranks

PASSING

Year	Player	Att	Cmp	Pct	Yds	TD	Int	Rtg#NFL/NFC
1961	*Tarkenton, F.	280	157	56.1	1,997	18	17	74.7
1962	Tarkenton, F.	329	163	49.5	2,595	22	25	66.9
1963	Tarkenton, F.	297	170	57.2	2,311	15	15	78.0
1964	Tarkenton, F.	306	171	55.9	2,506	22	11	91.8
1965	Tarkenton, F.	329	171	52.0	2,609	19	11	83.8
1966	Tarkenton, F.	358	192	53.6	2,561	17	16	73.8
1967	*Kapp, J.	214	102	47.7	1,386	8	17	48.2
1968	Kapp, J.	248	129	52.1	1,695	10	17	58.8
1969	Kapp, J.	237	120	50.6	1,726	19	13	78.5
1970	Cuozzo, G.	257	128	49.8	1,720	7	10	64.3
1971	Cuozzo, G.	168	75	44.6	842	6	8	52.2
1972	Tarkenton, F.	378	215	56.9	2,651	18	13	80.2
1973	Tarkenton, F.	274	169	61.7	2,113	15	7	93.2
1974	Tarkenton, F.	351	199	56.7	2,598	17	12	82.1
1975	Tarkenton, F.	425	273	64.2	2,994	25	13	91.8
1976	Tarkenton, F.	412	255	61.8	2,961	17	8	89.3
1977	Tarkenton, F.	258	155	60.1	1,734	9	14	69.2
1978	Tarkenton, F.	572	345	60.3	3,468	25	32	68.9
1979	Kramer, T.	566	315	55.7	3,397	23	24	69.3
1980	Kramer, T.	522	299	57.3	3,582	19	23	72.2
1981	Kramer, T.	593	322	54.3	3,912	26	24	72.6
1982	Kramer, T.	308	176	57.1	2,037	15	12	77.3
1983	Dils, S.	444	239	53.8	2,840	11	16	66.8
1984	Kramer, T.	236	124	52.5	1,678	9	10	70.6
1985	Kramer, T.	506	277	54.7	3,522	19	26	67.8
1986	Kramer, T.	372	208	55.9	3,000	24	10	92.6
1987	Wilson, W.	264	140	53.0	2,106	14	13	76.7
1988	Wilson, W.	332	204	61.4	2,746	15	9	91.5
1989	Wilson, W.	342	184	53.8	2,467	9	12	71.1
1990	Gannon, R.	349	182	52.1	2,278	16	16	68.9
1991	Gannon, R.	354	211	59.6	2,166	12	6	81.5
1992	Gannon, R.	279	159	57.0	1,905	12	13	72.9
1993	McMahon, J.	331	200	60.4	1,968	9	8	76.3
1994	Moon, W.	601	371	61.7	4,264	18	19	79.9
1995	Moon, W.	606	377	62.2	4,228	33	14	91.5
1996	Johnson, B.	311	195	62.7	2,258	17	10	89.4
1997	Johnson, B.	452	275	60.8	3,036	20	12	84.5
1998	Cunningham, R.	425	259	60.9	3,704	34	10	106.0
1999	George, J.	329	191	58.1	2,816	23	12	94.2
2000	Culpepper, D.	474	297	62.7	3,937	33	16	98.0
2001	Culpepper, D.	366	235	64.2	2,612	14	13	83.3
2002	Culpepper, D.	549	333	60.7	3,853	18	23	75.3
2003	Culpepper, D.	454	295	65.0	3,479	25	11	96.4
2004	Culpepper, D.	548	379	69.2	4,717	39	11	110.9
2005	Johnson, B.	294	184	62.6	1,885	12	4	88.9
2006	Johnson, B.	439	270	61.5	2,750	9	15	72.0
2007	Jackson, T.	294	171	58.2	1,911	9	12	70.8
2008	Frerotte, G.	301	178	59.1	2,157	12	15	73.7
2009	Favre, B.	531	363	68.4	4,202	33	7	107.2
2010	Favre, B.	358	217	60.6	2,509	11	19	69.9
2011	*Ponder, C.	291	158	54.3	1,853	13	13	70.1
2012	Ponder, C.	483	300	62.1	2,935	18	12	81.2
2013	Cassel, M.	254	153	60.2	1,807	11	9	81.6
2014	*Bridgewater, T.	402	259	64.4	2,919	14	12	85.2
2015	Bridgewater, T.	447	292	65.3	3,231	14	9	88.7
2016	Bradford, S.	552	395	71.6	3,877	20	5	99.3
2017	Keenum, C.	481	325	67.6	3,547	22	7	98.3



Vikings stalwart Ed White protected Fran Tarkenton throughout his career, even against the likes of Hall of Famer Merlin Olsen.

RECEIVING

Year	Player	No.	Yds.	Avg.	Long	TD	#NFL/NFC
1961	Reichow, Jerry.....	50	859	17.2	51t	11	12T
1962	Reichow, Jerry.....	39	561	14.4	41	3	22T
1963	Flatley, Paul.....	51	867	17.0	62	4	10T
1964	Brown, Bill.....	48	703	14.6	64	9	11
1965	Flatley, Paul.....	50	896	17.9	58	7	10T
1966	Flatley, Paul.....	50	777	15.0	41	3	12T
1967	Osborn, Dave.....	34	272	8.0	29	1	30T
1968	Washington, Gene.....	46	756	16.3	61	6	9
1969	Washington, Gene.....	39	821	21.1	83t	9	29
1970	Washington, Gene.....	44	702	15.9	49t	4	16T/11T
1971	Grim, Bob.....	45	691	15.3	55t	7	13T/7
1972	Gilliam, John.....	47	1,035	22.0	66t	7	10T/5T
1973	Gilliam, John.....	42	907	21.6	54t	8	19T/8T
1974	Foreman, Chuck.....	53	586	11.1	66t	6	8/6
1975	Foreman, Chuck.....	73	691	9.5	33	9	1/1
1976	Foreman, Chuck.....	55	567	10.3	41t	1	5/2
1977	Rashad, Ahmad.....	51	681	13.4	48t	2	5T/1
1978	Young, Ricky.....	88	705	8.0	48	5	1/1
1979	Rashad, Ahmad.....	80	1,156	14.5	52t	9	2/1
1980	Rashad, Ahmad.....	69	1,095	15.9	76t	5	5/4
1981	Brown, Ted.....	83	694	8.4	63	2	3/2
1982	Brown, Ted.....	31	207	6.7	29	2	32T/17T
1983	Nelson, Darrin.....	51	618	12.1	68	0	33T/18T
1984	Lewis, Leo.....	47	830	17.7	56	4	44/23
1985	Jordan, Steve.....	68	795	11.7	32	0	15/7
1986	Jordan, Steve.....	58	859	14.8	68t	6	29T/12
1987	Carter, Anthony.....	38	922	24.3	73t	7	48T/19T
1988	Carter, Anthony.....	72	1,225	17.0	67t	6	9T/7T
1989	Carter, Anthony.....	65	1,066	16.4	50	4	17/12
1990	Carter, Anthony.....	70	1,008	14.4	56t	8	12/6
1991	Carter, Chris.....	72	962	13.4	50	5	9T/4
1992	Carter, Chris.....	53	681	12.8	44	6	33T/20
1993	Carter, Chris.....	86	1,071	12.5	58	9	4T/4T
1994	Carter, Chris.....	122	1,256	10.3	65t	7	1/1
1995	Carter, Chris.....	122	1,371	11.2	60t	17	2T/2T
1996	Carter, Chris.....	96	1,163	12.1	43t	10	5/4
1997	Carter, Chris.....	89	1,069	12.0	43	13	4/3
1998	Carter, Chris.....	78	1,011	13.0	54t	12	11T/5
1999	Carter, Chris.....	90	1,241	13.8	68	13	5T/2
2000	Carter, Chris.....	96	1,274	13.3	53	9	6/3
2001	Moss, Randy.....	82	1,233	15.0	73t	10	16/7
2002	Moss, Randy.....	106	1,347	12.7	60	7	3/1
2003	Moss, Randy.....	111	1,632	14.7	72	17	2/2
2004	Wiggins, Jermaine.....	71	705	9.9	39	4	28/14
2005	Wiggins, Jermaine.....	69	568	8.2	24	1	29T/12T
2006	Taylor, Travis.....	57	651	11.4	36	3	48T/26T
2007	Wade, Bobby.....	54	647	12.0	40	3	52T/27T
2008	Wade, Bobby.....	53	645	12.2	59t	2	56T/24T
2009	Rice, Sidney.....	83	1,312	15.8	63	8	12T/6T
2010	Harvin, Percy.....	71	868	12.2	53t	5	21T/12T
2011	Harvin, Percy.....	87	967	11.1	52t	6	6/4
2012	Harvin, Percy.....	62	677	10.9	45	3	42t/25
2013	Jennings, Greg.....	68	804	11.8	70t	4	39/21
2014	Jennings, Greg.....	59	742	12.6	38	6	58T/29T
2015	*Diggs, Stefon.....	52	720	13.8	40t	4	62t/30t
2016	Diggs, Stefon.....	84	903	10.8	46	3	16/8
2017	Thielen, Adam.....	91	1,276	14.0	65t	4	8/4

*rookie
#receptions/gross punt average ranks

PUNTING

Year	Player	No.	Avg.	Long	Blckd	#NFL/NFC
1961	*Mercer, Mike.....	63	39.0	59	2	12T
1962	Mercer, Mike.....	19	43.5	77	0	12
1963	Cox, Fred.....	70	38.7	57	0	15
1964	Walden, Bobby.....	72	46.4	73	0	1
1965	Walden, Bobby.....	51	42.1	61	0	8
1966	Walden, Bobby.....	60	41.1	70	0	9
1967	Walden, Bobby.....	75	41.6	76	0	6
1968	Hill, King.....	35	41.0	53	0	DNQ
1969	Lee, Bob.....	67	40.0	56	0	10
1970	McNeill, Tom.....	61	38.0	64	0	25/12
1971	Lee, Bob.....	89	39.6	58	0	20/10
1972	Eischeid, Mike.....	62	42.7	61	1	51/2T
1973	Eischeid, Mike.....	66	39.8	57	0	21/12
1974	Eischeid, Mike.....	73	36.1	50	1	25/12
1975	*Clabo, Neil.....	73	41.1	62	2	7/4
1976	Clabo, Neil.....	69	38.8	55	0	19/8
1977	Clabo, Neil.....	83	39.8	69	0	11/7
1978	Coleman, Greg.....	51	39.0	59	1	14/7
1979	Coleman, Greg.....	90	39.5	70	1	20/10
1980	Coleman, Greg.....	81	38.8	67	0	24/13
1981	Coleman, Greg.....	88	41.4	73	0	12/7
1982	Coleman, Greg.....	58	41.1	67	0	13/9
1983	Coleman, Greg.....	31	41.5	65	0	12T/4T
1984	Coleman, Greg.....	82	42.4	62	0	7/2
1985	Coleman, Greg.....	67	42.8	62	0	7/4
1986	Coleman, Greg.....	67	41.4	69	0	11/7
1987	Coleman, Greg.....	45	39.7	54	1	19/9
1988	Scribner, Bucky.....	84	40.3	55	2	15T/8
1989	Scribner, Bucky.....	72	39.8	55	0	19/9
1990	Newsome, Harry.....	78	42.3	61	1	7T/5
1991	Newsome, Harry.....	68	45.5	65	0	2/1
1992	Newsome, Harry.....	72	45.0	84	1	2/1
1993	Newsome, Harry.....	90	42.9	64	0	12T/6T
1994	Saxon, Mike.....	77	42.9	67	0	7T/5
1995	Saxon, Mike.....	72	40.9	60	0	23T/11T
1996	Berger, Mitch.....	88	41.1	63	2	26/13
1997	Berger, Mitch.....	73	42.9	65	0	13T/5T
1998	Berger, Mitch.....	55	44.7	67	0	7T/3
1999	Berger, Mitch.....	61	45.4	75	0	2/1
2000	Berger, Mitch.....	62	44.7	60	0	4T/1
2001	Berger, Mitch.....	47	43.5	67	0	7T/2T
2002	Richardson, Kyle.....	62	39.9	59	1	28T/14
2003	*Johnson, Eddie.....	56	39.1	55	1	27/14
2004	Bennett, Darren.....	57	39.3	61	0	29/15
2005	*Kluwe, Chris.....	71	44.1	62	0	6/2
2006	Kluwe, Chris.....	93	42.3	68	0	25/14
2007	Kluwe, Chris.....	81	44.7	70	0	8/4
2008	Kluwe, Chris.....	73	47.6	62	1	4/3
2009	Kluwe, Chris.....	73	43.9	60	0	15/7
2010	Kluwe, Chris.....	83	43.0	59	0	21/11
2011	Kluwe, Chris.....	77	45.7	60	0	13/4
2012	Kluwe, Chris.....	72	45.0	59	0	22/10
2013	*Locke, Jeff.....	75	44.2	65	0	24/12
2014	Locke, Jeff.....	75	44.2	62	1	23/10
2015	Locke, Jeff.....	66	41.6	61	0	32/16
2016	Locke, Jeff.....	74	42.6	72	0	29/14
2017	Quigley, Ryan.....	71	42.2	56	0	32/16



Gene Washington led the Vikings in receiving from 1968-70 and went to the Pro Bowl in 1969 and 1970.

SCORING

Year	Player	TD	PAT	FG	Tot.	#NFL/NFC
1961	Reichow, Jerry.....	11	—	—	66	16T
1962	Christopherson, Jim.....	28	11	61	61	20
1963	Cox, Fred.....	39	12	75	10	10
1964	Cox, Fred.....	40	21	103	6	6
1965	Cox, Fred.....	44	23	113	3	3
1966	Cox, Fred.....	34	18	88	11	11
1967	Cox, Fred.....	26	17	77	8	8
1968	Cox, Fred.....	31	19	88	6	6
1969	Cox, Fred.....	43	26	121	1	1
1970	Cox, Fred.....	35	30	125	1/1	1/1
1971	Cox, Fred.....	25	22	91	8T/4T	8T/4T
1972	Cox, Fred.....	34	21	97	9T/5T	9T/5T
1973	Cox, Fred.....	33	21	96	12/8	12/8
1974	Foreman, Chuck.....	15	—	90	4T/3	4T/3
1975	Foreman, Chuck.....	22	—	132	2/1	2/1
1976	Cox, Fred.....	32	19	89	5/3	5/3
1977	Foreman, Chuck.....	9	—	54	24T/9T	24T/9T
	White, Sammy.....	9	—	54	24T/9T	24T/9T
1978	Danmeier, Rick.....	36	12	72	19T/7T	19T/7T
1979	Danmeier, Rick.....	28	13	67	30/12	30/12
1980	Danmeier, Rick.....	33	16	81	16T/7T	16T/7T
1981	Danmeier, Rick.....	34	21	97	15/8	15/8
1982	Danmeier, Rick.....	23	8	47	26/15	26/15
1983	Ricardo, Benny.....	33	25	108	13/9	13/9
1984	Stenerud, Jan.....	30	20	90	24/12	24/12
1985	Stenerud, Jan.....	41	15	86	25/14	25/14
1986	Nelson, Chuck.....	44	22	110	4/3	4/3
1987	Nelson, Chuck.....	36	13	75	20T/10	20T/10
1988	Nelson, Chuck.....	48	20	108	9T/4T	9T/4T
1989	Karlis, Rich.....	27	31	120	3T/3T	3T/3T
1990	Igwebuike, Donald.....	19	14	61	39/21	39/21
1991	Revez, Fuad.....	34	17	85	21T/11T	21T/11T
1992	Revez, Fuad.....	45	19	102	12/5	12/5
1993	Revez, Fuad.....	27	26	105	14T/7	14T/7
1994	Revez, Fuad.....	30	34	132	2T/1T	2T/1T
1995	Revez, Fuad.....	44	26	122	7T/4T	7T/4T
1996	Sisson, Scott.....	30	22	96	21/9	21/9
1997	Carter, Cris.....	13	3	84	26T/11T	26T/11T
1998	Anderson, Gary.....	59	35	164	1/1	1/1
1999	Anderson, Gary.....	46	19	103	20/7	20/7
2000	Anderson, Gary.....	45	22	111	11/6	11/6
2001	Anderson, Gary.....	29	15	74	33T/15	33T/15
2002	Anderson, Gary.....	36	18	90	28T/14	28T/14
2003	Elling, Aaron.....	48	18	102	17T/8T	17T/8T
	Moss, Randy.....	17	—	102	17T/8T	17T/8T
2004	Andersen, Morten.....	45	18	99	20T/7T	20T/7T
2005	Edinger, Paul.....	31	25	106	19/7	19/7
2006	Longwell, Ryan.....	27	21	90	31/14	31/14
2007	Longwell, Ryan.....	39	20	99	24T/11T	24T/11T
2008	Longwell, Ryan.....	40	29	127	7T/6T	7T/6T
2009	Longwell, Ryan.....	54	26	132	3/2	3/2
2010	Longwell, Ryan.....	30	17	81	28/15	28/15
2011	Longwell, Ryan.....	38	22	104	23/13	23/13
2012	*Walsh, Blair.....	36	35	141	4/3	4/3
2013	Walsh, Blair.....	43	26	121	15/7	15/7
2014	Walsh, Blair.....	29	26	107	20/10	20/10
2015	Walsh, Blair.....	33	34	135	4/3	4/3
2016	Forbath, Kai.....	11	15	56	48T/25T	48T/25T
2017	Forbath, Kai.....	34	32	130	10T/5T	10T/5T

FIELD GOALS

Year	Player	Att.	Made	Pct.	Long	#NFL/NFC
1961	*Mercer, Mike.....	21	9	42.9	34	11
1962	Christopherson, Jim.....	20	11	55.0	44	6T
1963	Cox, Fred.....	24	12	50.0	46	7T
1964	Cox, Fred.....	33	21	63.6	47	3
1965	Cox, Fred.....	35	23	65.7	53	1
1966	Cox, Fred.....	33	18	54.5	44	10
1967	Cox, Fred.....	33	17	51.5	44	7
1968	Cox, Fred.....	29	19	65.5	45	3
1969	Cox, Fred.....	37	26	70.3	48	1
1970	Cox, Fred.....	46	30	65.2	47	8/5
1971	Cox, Fred.....	32	22	68.7	47	5/3
1972	Cox, Fred.....	33	21	63.6	43	13T/4T
1973	Cox, Fred.....	35	21	60.0	41	19T/9T
1974	Cox, Fred.....	20	12	60.0	46	14T/7T
1975	Cox, Fred.....	17	13	76.4	52	6/4
1976	Cox, Fred.....	31	19	61.3	49	11/7
1977	Cox, Fred.....	17	8	47.1	42	23/12
1978	Danmeier, Rick.....	19	12	63.2	47	18/11
1979	Danmeier, Rick.....	22	13	59.1	44	22/11
1980	Danmeier, Rick.....	26	16	61.5	47	18T/9
1981	Danmeier, Rick.....	25	21	84.0	45	2/2
1982	Danmeier, Rick.....	14	8	57.1	43	24T/12T
1983	Ricardo, Benny.....	33	25	75.8	47	14/7
1984	Stenerud, Jan.....	23	20	87.0	54	1/1
1985	Stenerud, Jan.....	26	15	57.7	49	25/12
1986	Nelson, Chuck.....	28	22	78.6	53	4/2
1987	Nelson, Chuck.....	24	13	54.2	51	2T/13
1988	Nelson, Chuck.....	25	20	80.0	49	6/2
1989	Karlis, Rich.....	39	31	79.5	51	5/3
1990	Igwebuike, Donald.....	16	14	87.5	48	4/1
1991	Revez, Fuad.....	24	17	70.8	50	17/9
1992	Revez, Fuad.....	25	19	76.0	52	12/6
1993	Revez, Fuad.....	35	26	74.3	51	10T/6T
1994	Revez, Fuad.....	39	34	87.2	51	3/1
1995	Revez, Fuad.....	36	26	72.2	51	13T/6T
1996	Sisson, Scott.....	29	22	75.9	44	18T/8T
1997	Murray, Eddie.....	17	12	70.6	49	28T/14
1998	Anderson, Gary.....	35	35	100.0	53	2/1
1999	Anderson, Gary.....	30	19	63.3	44	23T/9T
2000	Anderson, Gary.....	23	22	95.7	49	17T/9
2001	Anderson, Gary.....	18	15	83.3	44	29/14
2002	Anderson, Gary.....	23	18	78.3	53	23/12
2003	Elling, Aaron.....	25	18	72.0	51	23T/12
2004	Andersen, Morten.....	22	18	81.8	48	23T/11T
2005	Edinger, Paul.....	34	25	73.5	56	12T/6T
2006	Longwell, Ryan.....	25	21	84.0	49	22T/11
2007	Longwell, Ryan.....	24	20	83.3	55	28/14
2008	Longwell, Ryan.....	34	29	85.3	54	8T/5T
2009	Longwell, Ryan.....	28	26	92.9	52	10T/4
2010	Longwell, Ryan.....	18	17	94.4	48	26/15
2011	Longwell, Ryan.....	28	22	78.6	53	25T/12T
2012	*Walsh, Blair.....	38	35	92.1	56	1/1
2013	Walsh, Blair.....	30	26	86.7	54	13T/6T
2014	Walsh, Blair.....	35	26	74.3	55	15T/7
2015	Walsh, Blair.....	39	34	87.2	54	1/1
2016	Forbath, Kai.....	15	15	100.0	51	31/15
2017	Forbath, Kai.....	38	32	84.2	53	9T/4T

*rookie
#total points/FGs made ranks



Chuck Foreman still holds the Vikings record with 22 TDs in a season.



Fred Cox holds Vikings records for career FGs (282) and points (1,365).




Jerry Reichow led the fledgling Vikings in scoring in 1961 with 66 points.

KICKOFF RETURNS

Year	Player	No.	Yds.	Avg.	Long	TD	#NFL/NFC
1961	*Mason, Tommy	25	603	24.1	42	0	15
1962	Butler, Billy	26	588	22.6	45	0	17
1963	Butler, Billy	33	713	21.6	35	0	17
1964	Butler, Billy	26	597	23.0	34	0	17
1965	*Rentzel, Lance	23	602	26.2	101t	1	10
1966	Fitzgerald, Mike	14	301	21.5	28	0	21
1967	Jones, Clinton	25	597	23.8	96t	1	14
1968	*West, Charlie	22	576	26.1	82	0	6
1969	Jones, Clinton	17	444	26.1	71	0	7
1970	Jones, Clinton	19	452	23.7	41	0	17/7
1971	West, Charlie	24	556	23.0	36	0	19/13
1972	Gilliam, John	14	369	26.3	47	0	8/6
1973	McClanahan, Brent	16	410	25.6	45	0	14/5
1974	McClanahan, Brent	23	549	23.9	52	0	20/10
1975	McClanahan, Brent	17	360	21.2	42	0	30/15
1976	*Willis, Leonard	24	552	23.0	57	0	19/18
1977	Moore, Manfred	24	523	21.8	48	0	25/15
1978	*Miller, Kevin	40	856	21.4	38	0	24/10/7
1979	Edwards, Jimmy	44	1,103	25.1	83	0	2/1
1980	Payton, Eddie	53	1,184	22.3	59	0	14/7/7
1981	Payton, Eddie	39	898	23.0	99t	1	11/6
1982	Redwine, Jarvis	12	286	23.8	76	0	5/3
1983	Nelson, Darrin	18	445	24.7	50	0	3/1
1984	Nelson, Darrin	39	891	22.8	47	0	6/3
1985	*Rhymes, Buster	53	1,345	25.4	88	0	5/4
1986	Bess, Rufus	31	705	22.7	43	0	9/4
1987	Guggemos, Neal	36	808	22.4	42	0	71/5/1
1988	*Harris, Darryl	39	833	21.4	30	0	12/7/4/1
1989	Nelson, Darrin	14	307	21.9	32	0	DNQ
1990	Walker, Herschel	44	966	22.0	64	0	7/5
1991	Nelson, Darrin	31	682	22.0	50	0	9/6
1992	Nelson, Darrin	29	626	21.6	53	0	10/7/7
1993	*Ismail, Qadry	42	902	21.5	47	0	10/7
1994	Ismail, Qadry	35	807	23.1	61	0	13/10
1995	Ismail, Qadry	42	1,037	24.7	71	0	7/7/2
1996	Ismail, Qadry	28	527	18.8	32	0	38/19
1997	Palmer, David	32	711	22.2	62	0	20/13
1998	Palmer, David	50	1,176	23.5	88t	1	18/9
1999	Tate, Robert	25	627	25.1	76t	1	4/3
2000	*Walters, Troy	30	692	23.1	38	0	18/9
2001	Jacquet, Nate	46	1,012	22.0	53	0	24/13/3
2002	Williams, Moe	24	516	21.5	51	0	32/20
2003	*Smith, Onterio	27	588	21.8	46	0	24/13
2004	Campbell, Kelly	35	760	21.7	55	0	26/14
2005	Robinson, Koren	47	1,221	26.0	86t	1	5/1
2006	Johnson, Bethel	45	1,054	23.4	65	0	21/10
2007	*Allison, Aundrae	20	574	28.7	104t	1	3/1
2008	Hicks, Maurice	29	690	23.8	38	0	24/13
2009	*Harvin, Percy	42	1,156	27.5	101t	2	4/3/7
2010	Harvin, Percy	40	933	23.3	95t	1	21/9
2011	Harvin, Percy	16	520	32.5	104	1	DNQ
2012	Harvin, Percy	16	574	35.9	105t	1	DNQ
2013	*Patterson, Cordarelle	43	1,393	32.4	109t	2	1/1
2014	Patterson, Cordarelle	34	871	25.6	51	0	6/2
2015	Patterson, Cordarelle	32	1,019	31.8	101t	2	1/1
2016	Patterson, Cordarelle	25	792	31.7	104t	1	1/1
2017	McKinnon, Jerick	12	312	26.0	39	0	DNQ

*rookie

#KR average/PR average ranks



Charlie West has the longest punt return in team history—a 98-yard TD in 1968.



Tommy Mason led the Vikings in punt and kick returns as a rookie in 1961.



Darrin Nelson holds the Vikings career kickoff returns record with 159.

PUNT RETURNS

Year	Player	No.	Yds.	Avg.	Long	TD	#NFL/NFC
1961	*Mason, Tommy	14	146	10.4	23	0	5
1962	Butler, Billy	12	169	14.1	46	0	DNQ
1963	Butler, Billy	21	220	10.5	60t	1	4
1964	Butler, Billy	22	156	7.1	32	0	12
1965	Mason, Tommy	9	63	7.0	17	0	DNQ
1966	Sharrockman, Ed	9	95	10.5	76	0	DNQ
1967	Grim, Bob	25	101	4.0	81	0	12
1968	*West, Charlie	20	201	10.0	98t	1	4
1969	West, Charlie	39	245	6.3	55	0	6
1970	West, Charlie	29	169	5.8	53	0	24/10
1971	West, Charlie	18	94	5.2	16	0	22/9
1972	Gilliam, John	16	110	6.8	23	0	13/7/6/1
1973	Bryant, Bobby	25	140	5.6	16	0	26/12
1974	Wallace, Jackie	25	191	7.6	30	0	30/15
1975	Bryant, Bobby	19	125	6.6	16	0	25/15
1976	*Willis, Leonard	30	207	6.9	29	0	27/13/1
1977	Moore, Manfred	47	277	5.9	28	0	33/15
1978	*Miller, Kevin	48	239	5.0	47	0	30/15
1979	Edwards, Jimmy	33	186	5.6	42	0	26/12
1980	Payton, Eddie	34	251	7.4	19	0	25/13
1981	Payton, Eddie	38	303	8.0	28	0	18/10
1982	Payton, Eddie	22	179	8.1	35	0	13/16
1983	Bess, Rufus	21	158	7.5	23	0	25/13
1984	Nelson, Darrin	23	180	7.8	21	0	19/9
1985	Nelson, Darrin	16	133	8.3	21	0	DNQ
1986	Bess, Rufus	23	162	7.0	15	0	20/10
1987	Lewis, Leo	22	275	12.5	78t	1	5/7/3/1
1988	Lewis, Leo	58	550	9.5	64	0	12/5
1989	Lewis, Leo	44	446	10.1	65	0	8/7
1990	Lewis, Leo	25	180	7.2	30	0	18/17/2
1991	Lewis, Leo	30	225	7.5	44	0	19/14
1992	Parker, Anthony	33	336	10.2	42	0	9/4
1993	*Guliford, Eric	29	212	7.3	50	0	21/10
1994	*Palmer, David	30	193	6.4	20	0	24/11
1995	Palmer, David	26	342	13.2	74t	1	1/1
1996	Palmer, David	22	216	9.8	69t	1	12/6
1997	Palmer, David	34	444	13.1	57	0	3/1
1998	Palmer, David	28	289	10.3	53	0	14/8
1999	Moss, Randy	17	162	9.5	64t	1	DNQ
2000	*Walters, Troy	15	217	14.5	63	0	DNQ
2001	Jacquet, Nate	29	219	7.6	23	0	22/12
2002	*Davis, Nick	24	190	7.9	57	0	17/12
2003	*Howry, Keenan	35	247	7.1	52	0	25/11
2004	Burleson, Nate	25	214	8.6	91t	1	16/7
2005	Moore, Mewelde	21	245	11.7	71t	1	3/2
2006	Moore, Mewelde	36	365	10.1	71t	1	11/4
2007	Moore, Mewelde	13	130	10.0	42	0	DNQ
2008	Berrian, Bernard	7	114	16.3	82t	1	DNQ
2009	Reynaud, Darius	30	308	10.3	36	0	9/7/4
2010	Camarrillo, Greg	39	359	9.2	52	0	16/9
2011	Sherels, Marcus	33	277	8.4	53	0	23/10
2012	Sherels, Marcus	32	287	9.0	77t	1	17/7
2013	Sherels, Marcus	22	335	15.2	86t	1	2/1
2014	Sherels, Marcus	27	297	11.0	35	0	6/3
2015	Sherels, Marcus	34	311	9.1	65t	1	12/7
2016	Sherels, Marcus	21	292	13.9	79t	2	2/1
2017	Sherels, Marcus	39	372	9.5	46	0	7/4

TACKLES (DEFENSIVE ONLY)

Year	Player	No.	Yds.	Avg.	Long	TD	#NFL/16C
1961	*Hawkins, Rip	5	70	14.0	34	0	1/67
1962	Sharockman, Ed	6	92	15.3	32	0	9/7
1963	Sharockman, Ed	5	93	18.6	47	1	14T
1964	*Rose, George	6	48	8.0	32	1	5T
1965	Sharockman, Ed	6	118	19.7	40	1	3T
1966	Hackbart, Dale	5	73	14.6	41t	1	9T
1967	MacBee, Earnest	5	98	19.6	40	1	13T
1968	Krause, Paul	7	82	11.7	29	0	7T
1969	Bryant, Bobby	8	97	12.1	56	0	2T
1970	Sharockman, Ed	7	132	18.8	43	1	5T/2T
1971	West, Charlie	7	236	33.7	89	0	6T/2T
1972	Krause, Paul	6	109	18.1	35	2	7T/3T
1973	Bryant, Bobby	7	105	15.0	46	1	9T/4T
1974	Wright, Nate	6	91	15.2	44	0	3/1T
1975	Krause, Paul	10	201	20.1	81	0	2/1T
1976	Wright, Nate	7	47	6.6	21	0	6T/4T
1977	Bryant, Bobby	4	44	11.0	41	0	29T/15T
1978	Bryant, Bobby	7	69	9.9	23	0	6T/4T
1979	Hannon, Tommy	4	85	21.3	52	0	32T/13T
	Wright, Nate	4	44	11.0	32	0	32T/13T
1980	Turner, John	6	22	3.7	13	0	13T/4T
1981	Hannon, Tommy	4	28	7.0	28	0	32T/20T
	Teal, Willie	4	23	5.8	15	0	32T/20T
1982	Teal, Willie	4	15	3.8	13	0	9T/4T
1983	Turner, John	6	37	6.7	22	0	15T/8T
	Swain, John	6	12	2.0	11	0	15T/8T
1984	Bess, Rufus	3	7	2.4	7	0	53T/24T
1985	Turner, John	5	62	12.4	25	0	21T/20T
1986	Holt, Issiac	8	54	6.8	27	0	5T/4T
1987	Browner, Joey	6	67	11.2	23	0	5T/4T
1988	Lee, Carl	8	118	14.8	58t	2	2T/2T
1989	Browner, Joey	5	70	14.0	34	0	16T/9T
1990	Browner, Joey	7	103	14.7	31	1	3T/2T
1991	Browner, Joey	5	97	19.4	45	0	8T/5T
1992	*McMillan, Audray	8	157	19.6	61t	2	1T/1T
1993	GleNN, Vencie	5	49	9.8	23	0	14T/6T
1994	Parker, Anthony	5	95	24.8	44t	2	21T/12T
	GleNN, Vencie	4	55	13.8	32	0	21T/12T
	*Thomas, Orlando	9	108	12.0	45t	1	1/1
1996	Thomas, Orlando	5	57	11.4	34	0	11T/6T
1997	Washington, D.	4	71	17.8	27	0	23T/16T
1998	Hitchcock, Jimmy	7	242	34.6	79t	3	5T/2T
1999	Griffith, Robert	3	0	0.0	0	0	43/2t
2000	Wong, Kailee	2	28	14.0	14	0	65T/34T
	Tate, Robert	2	12	6.0	12	0	65T/34T
2001	Griffith, Robert	2	25	12.5	14	0	72T/37T
	*Kelly, Eric	2	-7	-3.5	2	0	72T/37T
2002	Biekert, Greg	4	26	6.5	20	0	22T/11T
2003	Russell, Brian	9	185	20.6	50	0	1T/1T
2004	Winfield, Antoine	3	89	29.7	56	0	48T/23T
2005	Sharper, Darren	9	276	30.7	92t	2	3/1
2006	Smith, Dwight	4	81	20.3	47	0	18T/7T
	Winfield, Antoine	4	33	8.3	26	1	18T/7T
	Sharper, Darren	4	10	2.5	10	0	18T/7T
2007	Smith, Dwight	4	112	28.0	93t	1	23T/11T
	Sharper, Darren	4	61	15.3	41	1	23T/11T
2008	Leber, Ben	2	29	14.5	28	0	31T/15T
	Sapp, Benny	2	13	6.5	14	0	31T/15T
	Winfield, Antoine	2	5	2.5	4	0	31T/15T
	Williams, Madieu	2	-1	-0.5	0	0	31T/15T
2009	Griffin, Cedric	4	-2	-0.5	0	0	23T/14T

SACKS

Year	Player	Sacks	1976	1977	1978	1979	1980	1981	1982	1983	1984	1985	1986	1987
1961	Marshall, Jim	6.0		Page, Alan				18.0						
1962	Marshall, Jim	9.0		Eller, Carl				15.0						
1963	Hultz, Don	10.5		Mullaney, Mark				9.0						
	Marshall, Jim	10.5		Mullaney, Mark				8.0						
	Marshall, Jim	11.5		*Martin, Doug				5.0						
1964	Marshall, Jim	11.5		Mullaney, Mark				5.0						
1965	Marshall, Jim	7.5		Sutherland, Doug				5.0						
1966	Marshall, Jim	8.0		Hall, Matt				6.0						
1967	*Page, Alan	7.5		Blowaway, Randy				6.0						
1968	Page, Alan	11.0		Martin, Doug				6.0						
1969	Eller, Carl	15.0		Martin, Doug				10.5						
1970	Eller, Carl	13.0		Martin, Doug				12.0						
1971	Page, Alan	9.0		Holloway, Randy				5.0						
1972	Eller, Carl	7.0		Johnson, Charlie				5.0						
1973	Eller, Carl	11.0		*Millard, Keith				11.0						
1974	Page, Alan	11.0		Millard, Keith				10.5						
1975	Page, Alan	13.0		Doleman, Chris				11.0						

Year	Player	Solo	Assists	Total
1961	*Hawkins, Rip	100	26	126
1962	Hawkins, Rip	74	16	90
1963	Hawkins, Rip	94	20	114
1964	Hawkins, Rip	61	38	99
1965	Vargo, Larry	78	10	88
1966	Warwick, Lonnie	66	26	92
1967	Warwick, Lonnie	90	23	113
1968	Page, Alan	66	30	96
1969	Warwick, Lonnie	70	6	76
1970	Warwick, Lonnie	60	11	71
1971	Hilgenberg, Wally	87	23	110
1972	Page, Alan	99	33	132
1973	Siemon, Jeff	112	43	155
1974	Siemon, Jeff	105	46	151
1975	Page, Alan	82	40	122
1976	Siemon, Jeff	120	41	161
1977	McNeill, Fred	92	44	136
1978	Siemon, Jeff	170	59	229
1979	Blair, Matt	132	37	169
1980	Studwell, Scott	151	54	205
1981	Studwell, Scott	156	74	230
1982	Studwell, Scott	85	37	122
1983	Studwell, Scott	132	83	215
1984	Studwell, Scott	142	71	213
1985	Studwell, Scott	107	97	204
1986	Browner, Joey	98	41	139
1987	Solomon, Jesse	92	29	121
1988	Browner, Joey	87	34	121
1989	Studwell, Scott	81	45	126
1989	Studwell, Scott	101	71	172
1990	Merriweather, Mike	99	54	153
1991	Merriweather, Mike	101	88	189
1992	Del Rio, Jack	110	39	149
1993	Del Rio, Jack	108	61	169
1994	Del Rio, Jack	118	67	185
1995	McDaniel, Ed	96	40	136
1996	Brady, Jeff	89	57	146
1997	McDaniel, Ed	77	58	135
1998	McDaniel, Ed	100	55	155
1999	McDaniel, Ed	110	56	166
2000	Wong, Kailee	94	40	134
2001	Wong, Kailee	90	26	116
2002	Biekert, Greg	72	75	147
2003	Chavous, Corey	86	22	108
2004	Henderson, E.J.	92	43	125
2005	Cowart, Sam	70	34	104
2006	Henderson, E.J.	95	47	142
2007	Henderson, E.J.	117	38	155
2008	Greenway, Chad	103	47	150
2009	Greenway, Chad	88	39	127
2010	Greenway, Chad	106	43	149
2011	Greenway, Chad	104	70	174
2012	Greenway, Chad	121	70	191
2013	Greenway, Chad	113	54	167
2014	Smith, Harrison	82	38	120
2015	*Kendricks, Eric	80	25	105
2016	Kendricks, Eric	86	40	126
2017	Kendricks, Eric	87	49	136
*rookie				
#interception ranks				

1988	Millard, Keith	8.0	2003	*Williams, Kevin	10.5
	Doleman, Chris	8.0	2004	Williams, Kevin	11.5
1989	Doleman, Chris	21.0	2005	Johnstone, Lance	7.5
1990	Doleman, Chris	11.0	2006	Scott, Darrion	5.5
1991	Randle, John	9.5	2007	Edwards, Ray	5.0
1992	Doleman, Chris	14.5		Leber, Ben	5.0
1993	Doleman, Chris	12.5		Udez, Keneshi	5.0
	Randle, John	12.5	2008	Allen, Jared	14.5
1994	Randle, John	13.5	2009	Allen, Jared	14.5
1995	Randle, John	10.5	2010	Allen, Jared	11.0
1996	Randle, John	11.5	2011	Allen, Jared	22.0
1997	Randle, John	15.5	2012	Allen, Jared	12.0
1998	Randle, John	10.5	2013	Allen, Jared	11.5
1999	Randle, John	10.0	2014	Griffin, Everson	10.0
2000	Randle, John	8.0	2015	Griffin, Everson	12.5
2001	Hovan, Chris	6.0	2016	Hunter, Danielle	13.0
2002	Johnstone, Lance	7.0	2017	Griffin, Everson	12.5

VIKINGS INDIVIDUAL RECORDS

1961-77 - 14 games; 1978-2017 - 16 games

Note: The 1982 regular season was reduced to nine games and the 1987 season to 15 games due to players' strike

COACHES

Games

- 259 Bud Grant, 1967-83, 85
- 159 Dennis Green, 1992-01
- 95 Jerry Burns, 1986-91

Wins

- 158 Bud Grant, 1967-83, 85
- 97 Dennis Green, 1992-01
- 52 Jerry Burns, 1986-91

Consecutive Wins

- 13 Bud Grant, 1974-75
- 12 Bud Grant, 1969
- 10 Dennis Green, 1999-00
- 9 Bud Grant, 1973
- 9 Dennis Green, 1998-99
- 9 Mike Tice, 2002-03

Losses

- 96 Bud Grant, 1967-83, 85
- 62 Dennis Green, 1992-01
- 51 Norm Van Brocklin, 1961-66

Consecutive Losses

- 7 Norm Van Brocklin, 1961
- 7 Norm Van Brocklin, 1961-62
- 6 Les Steckel, 1984
- 6 Leslie Frazier, 2011

Winning Percentage

- 62.0 Bud Grant, 1967-83, 85 (158-95-5)
- 61.0 Dennis Green, 1992-01 (97-62)
- 60.9 Mike Zimmer, 2014-17 (39-25)**
- 54.7 Jerry Burns, 1986-91 (52-43)

Seasons

- 18 Bud Grant, 1967-83, 85
- 10 Dennis Green, 1992-01
- 6 Norm Van Brocklin, 1961-66
- 6 Jerry Burns, 1986-91

Consecutive Winning Seasons

- 6 Bud Grant, 1973-78
- 5 Dennis Green, 1996-00
- 4 Bud Grant, 1968-71
- 4 Jerry Burns, 1986-89

Division Titles

- 11 Bud Grant, 1968-71, '73-78, '80
- 4 Dennis Green, 1992, '94, '98, 2000
- 2 Mike Zimmer, 2015, '17**
- 2 Brad Childress, 2008-09
- 1 Jerry Burns, 1989

Consecutive Division Titles

- 6 Bud Grant, 1973-78
- 4 Bud Grant, 1968-71
- 2 Brad Childress, 2008-09



Jim Marshall played and started in a Vikings-record 270 games in 19 seasons.

SERVICE

Most Seasons

- 19 Jim Marshall, 1961-79
- 17 Mick Tingelhoff, 1962-78
- 15 Carl Eller, 1964-78
- 15 Ron Yary, 1968-82
- 15 Roy Winston, 1962-76
- 15 Fred Cox, 1963-77

Most Games Played

- 270 Jim Marshall, 1961-79
- 240 Mick Tingelhoff, 1962-78
- 210 Fred Cox, 1963-77
- 209 Carl Eller, 1964-78
- 202 Scott Studwell, 1977-90

Most Consecutive Games Played

- 270 Jim Marshall, 1961-79
- 240 Mick Tingelhoff, 1962-78
- 210 Fred Cox, 1963-77

Most Games Started

- 270 Jim Marshall, 1961-79
- 240 Mick Tingelhoff, 1962-78
- 201 Carl Eller, 1964-78

Most Consecutive Games Started

- 270 Jim Marshall, 1961-79
- 240 Mick Tingelhoff, 1962-78
- 181 Tim Irwin, 1982-93

SCORING

Most Seasons Leading Team

- 12 Fred Cox, 1963-73, 1976
- 6 Ryan Longwell, 2006-11
- 5 Rick Danneier, 1978-82
- 5 Fuad Reveziz, 1991-95
- 5 Gary Anderson, 1998-02

Most Consecutive Seasons Leading Team

- 11 Fred Cox, 1963-73
- 6 Ryan Longwell, 2006-11
- 5 Rick Danneier, 1978-82
- 5 Fuad Reveziz, 1991-95
- 5 Gary Anderson, 1998-02

POINTS

Career

- 1,365 Fred Cox, 1963-77 (519-pat, 282-fg)
- 670 Cris Carter, 1990-01 (110-td, 5-2 pt)
- 633 Ryan Longwell, 2006-11 (228-pat, 135-fg)
- 614 Adrian Peterson, 2007-16 (102-td, 1-2 pt)
- 598 Fuad Reveziz, 1991-95 (199-pat, 133-fg)

Season

- 164 Gary Anderson, 1998 (59-pat, 35-fg)
- 141 Blair Walsh, 2012 (36-pat, 35-fg)
- 135 Blair Walsh, 2015 (33-pat, 34-fg)
- 132 Ryan Longwell, 2009 (54-pat, 26-fg)
- 132 Fuad Reveziz, 1994 (30-pat, 34-fg)
- 132 Chuck Foreman, 1975 (22-td)

Most Seasons, 100 or More Points

- 4 Fred Cox, 1964-65, 1969-70
- 4 Fuad Reveziz, 1992-95
- 4 Blair Walsh, 2012-15
- 3 Gary Anderson, 1998-2000
- 3 Ryan Longwell, 2008-09, 2011

Season, Rookie

- 141 Blair Walsh, 2012 (36-pat, 35-fg)
- 106 Randy Moss, 1998 (17-td, 2-2 pt)
- 78 Adrian Peterson, 2007 (13-td)

Game

- 24 Chuck Foreman, @ Buf., 9/20/75 (4-tds)
- 24 Ahmad Rashad, vs. SF, 9/2/79 (4-tds)
- 21 Rich Karlis, vs. LA Rams, 11/5/89 (7-fg)

Game, Opponent

- 30 Shaun Alexander, @ Sea., 9/29/02 (5-tds)
- 28 Paul Hornung, @ G.B., 9/16/62 (3-tds, 4-pat, 2-fg)

Most Consecutive Games Scoring

- 151 Fred Cox, 1963-73

TOUCHDOWNS

Most Seasons Leading Team

- 8 Adrian Peterson, 2007-13, 2015
- 5 Bill Brown, 1964, 1966-68, 1972
- 5 Ted Brown, 1980-81, 1983-85
- 5 Cris Carter, 1993, 1995-97, 1999
- 5 Randy Moss, 1998, 2000-01, 2003-04

Most Consecutive Seasons Leading Team

- 7 Adrian Peterson, 2007-13
- 4 Chuck Foreman, 1974-77

Career

- 110 Cris Carter, 1990-01 (110-p)
- 102 Adrian Peterson, 2007-16 (97-r, 5-p)
- 93 Randy Moss, 1998-04, 10 (92-p, 1-r)
- 76 Bill Brown, 1962-74 (52-r, 23-p, 1-r)
- 75 Chuck Foreman, 1973-79 (52-r, 23-p)

Season

- 22 Chuck Foreman, 1975 (13-r, 9-p)
- 18 Adrian Peterson, 2009 (18-r)
- 17 Cris Carter, 1995 (17-p)
- 17 Randy Moss, 1998 (17-p)
- 17 Randy Moss, 2003 (17-p)
- 16 Bill Brown, 1964 (7-r, 9-p)

Season, Rookie

- 17 Randy Moss, 1998 (17-p)
- 13 Adrian Peterson, 2007 (12-r, 1-p)

Game

- 4 Chuck Foreman, @ Buf., 12/20/75 (2-r, 2-p)
- 4 Ahmad Rashad, vs. S.F., 9/2/79 (4-p)

Game, Opponent

- 5 Shaun Alexander, @ Sea., 9/29/02

Most Consecutive Games Scoring TD

- 10 Randy Moss, 2003-04
- 7 Mo Williams, 2002
- 7 Cris Carter, 1999
- 7 Randy Moss, 1998
- 7 Chuck Foreman, 1974
- 6 Tommy Mason, 1965
- 6 Bill Brown, 1968
- 6 Ted Brown, 1980
- 6 Cris Carter, 1996-1997
- 6 Cris Carter, 1998-99
- 6 Adrian Peterson, 2011
- 6 Cordarrelle Patterson, 2013-14

POINTS AFTER TOUCHDOWN

Most Attempted, Career

- 538 Fred Cox, 1963-77
- 233 Ryan Longwell, 2006-11
- 217 Gary Anderson, 1998-02

Most Attempted, Season

- 59 Gary Anderson, 1998
- 55 Ryan Longwell, 2009
- 49 Chuck Nelson, 1988
- 48 Fred Cox, 1975
- 48 Aaron Elling, 2003

Most Attempted, Game

- 7 Fred Cox, vs. Bal., 9/28/69
- 7 Fred Cox, vs. Pit., 11/23/69
- 7 Fred Cox, vs. Hou., 10/13/74
- 7 Chuck Nelson, @ T.B., 10/23/88

Most Made, Career

- 519 Fred Cox, 1963-77
- 228 Ryan Longwell, 2006-11
- 215 Gary Anderson, 1998-02

Most Made, Season

- 59 Gary Anderson, 1998
- 54 Ryan Longwell, 2009
- 48 Chuck Nelson, 1988
- 48 Aaron Elling, 2003

Most Made, Game

- 7 Fred Cox, vs. Bal., 9/28/69
- 7 Fred Cox, vs. Pit., 11/23/69
- 7 Chuck Nelson, @ T.B., 10/23/88

Most Made, Game, Opponent

- 8 Jim Bakken, @ Stl., 10/6/63
- 7 Ron LeClerc, @ Chi., 12/17/61

Most Consecutive Made

- 159 Fred Cox, 1968-74
- 151 Gary Anderson, 1998-01
- 133 Fred Cox, 1964-68

Highest Percentage, Career (minimum 200 made)

- 99.1 Gary Anderson, 1998-02 (215-217)

Most Made, No Misses, Season

- 59 Gary Anderson, 1998
- 48 Aaron Elling, 2003
- 46 Gary Anderson, 1999

FIELD GOALS

Most Attempted, Career

- 455 Fred Cox, 1963-77
- 171 Fuad Reveziz, 1990-95
- 158 Blair Walsh, 2012-16

Most Attempted, Season

- 46 Fred Cox, 1970
- 39 Rich Karlis, 1989
- 39 Fuad Reveziz, 1994
- 39 Blair Walsh, 2015

Most Attempted, Game

- 7 Rich Karlis, vs. LA Rams, 11/5/89
- 6 Fred Cox, vs. N.O., 9/27/70
- 6 Fred Cox, @ Chi., 9/23/73
- 6 Fred Cox, vs. Cle., 11/4/73
- 6 Rich Karlis, vs. Cin., 12/25/89
- 6 Fuad Reveziz, vs. G.B., 9/26/93
- 6 Gary Anderson, @ Bal., 12/13/98
- 6 Ryan Longwell, vs. Ind., 9/14/08
- 6 Blair Walsh, @ Tenn., 9/11/16
- 6 Kai Forbath, vs. Bal., 10/22/17**

Most Attempted, Game, Opponent

- 8 Garo Yepremian, vs. Det., 11/13/66
- 7 Jason Hanson, @ Det., 10/17/99
- 6 Raul Allegre, vs. NYG, 11/16/86

Most Made, Career

- 282 Fred Cox, 1963-77
- 135 Ryan Longwell, 2006-11
- 133 Fuad Reveziz, 1990-95
- 133 Blair Walsh, 2016

Most Made, Season

- 35 Gary Anderson, 1998
- 35 Blair Walsh, 2012
- 34 Fuad Revez, 1994
- 34 Blair Walsh, 2015

Most Made, Season, Rookie

- 35 Blair Walsh, 2012
- 9 Mike Mercer, 1961

Most Made, Game

- 7 Rich Karlis, vs. LA Rams, 11/5/89
- 6 Gary Anderson, @ Bal., 12/13/98
- 6 Kai Forbath, vs. Bal., 10/22/17

Most Made, Game, Opponent

- 6 Garo Yepremian, vs. Det., 11/13/66
- 6 Jason Hanson, @ Det., 10/17/99

Most Made, No Misses, Game

- 7 Rich Karlis, vs. LA Rams, 11/5/89

Most Made, One Quarter

- 3 Many times, last Blair Walsh, @ StL., 12/16/12 (2nd)

Most Consecutive Field Goals Made

- 35 Gary Anderson, 1998
- 31 Fuad Revez, 1994-95
- 31 Fred Cox, 1968-70

Most Consecutive Games Made FG

- 31 Fred Cox, 1968-70

Longest Field Goal

- 56 Paul Eddinger, vs. G.B., 10/23/05
- 56 Blair Walsh @ Hou., 12/23/12
- 55 Ryan Longwell, @ Chi., 10/14/07
- 55 Blair Walsh, vs. Jax., 9/9/12
- 55 Blair Walsh, @ Sea., 11/4/12
- 55 Blair Walsh, vs. Atl., 9/28/14
- 55 Blair Walsh, @ Buf., 10/19/14
- 54 Jan Stenerud, vs. Atl., 9/16/84
- 54 Paul Eddinger, vs. Chi., 1/1/06
- 54 Ryan Longwell, vs. G.B., 11/9/08
- 54 Ryan Longwell, @ Jax., 11/23/08
- 54 Blair Walsh, vs. G.B., 12/20/12
- 54 Blair Walsh, vs. Pitt., 9/29/13
- 54 Blair Walsh, @ Ari., 12/10/16

Longest Field Goal, Opponent

- 61 Greg Zuerlein, vs. StL., 11/8/15
- 58 Mason Crosby, vs. G.B., 10/23/11
- 58 Matt Prater, vs. Det., 11/6/16
- 57 Justin Tucker, vs. Bal., 10/22/18

Most Made, 50 or More Yards, Career

- 24 Blair Walsh, 2012-16
- 11 Ryan Longwell, 2006-11
- 8 Fuad Revez, 1990-95

Most Made, 50 or More Yards, Season

- 10 Blair Walsh, 2012
- 6 Ryan Longwell, 2008
- 6 Blair Walsh, 2015
- 6 Kai Forbath, 2017

Most Made, 50 or More Yards, Game

- 3 Blair Walsh, @ StL., 12/16/12

Highest Field Goal Percentage, Career (100 made)

- 86.0 Ryan Longwell, 2006-11 (135-157)
- 84.5 Gary Anderson, 1998-02 (109-129)
- 84.2 Blair Walsh, 2012-15 (133-158)
- 77.8 Fuad Revez, 1990-95 (133-171)
- 62.0 Fred Cox, 1963-77 (282-455)

Highest Field Goal Percentage, Season (Qualifiers)

- 100.0 Gary Anderson, 1998 (35-35)
- 95.7 Gary Anderson, 2000 (22-23)
- 94.4 Ryan Longwell, 2010 (17-18)
- 92.9 Ryan Longwell, 2009 (26-28)
- 92.1 Blair Walsh, 2012 (35-38)

SAFETIES

Career

- 4.0 Jared Allen, 2008-12
- 2.5 Chris Doleman, 1985-93
- 2.0 Carl Eller, 1964-78
- 2.0 Alan Page, 1967-78

Season

- 2 Alan Page, 1971
- 2 Jared Allen, 2008

Game

- 1 Many Times, last at Carolina, 9/25/16, Cam Newton sacked by Danielle Hunter in EZ

RUSHING

Most Seasons Leading Team

- 8 Adrian Peterson, 2007-13, 2015
- 6 Chuck Foreman, 1973-78
- 6 Robert Smith, 1995-00
- 5 Darrin Nelson, 1983, 1985-88

Most Consecutive Seasons Leading Team

- 7 Adrian Peterson, 2007-13
- 6 Chuck Foreman, 1973-78
- 6 Robert Smith, 1995-00

ATTEMPTS

Career

- 2,418 Adrian Peterson, 2007-16
- 1,627 Bill Brown, 1962-74
- 1,529 Chuck Foreman, 1973-79
- 1,411 Robert Smith, 1993-00

Season

- 363 Adrian Peterson, 2008
- 348 Adrian Peterson, 2012
- 327 Adrian Peterson, 2015

Season, Rookie

- 238 Adrian Peterson, 2007
- 201 Alfred Anderson, 1984
- 182 Chuck Foreman, 1973

Game

- 35 Adrian Peterson, vs. Chi., 12/1/13
- 34 Adrian Peterson, vs. G.B., 12/30/12
- 33 Chuck Foreman, vs. S.D., 11/23/75
- 33 Chuck Foreman, @ Det., 12/17/77
- 33 Terry Allen, @ Pitt., 12/20/92
- 33 Scottie Graham, vs. K.C., 12/26/93

Game, Opponent

- 40 Walter Payton, @ Chi., 11/20/77
- 36 James Jones, vs. Det., 9/7/86
- 35 Earl Campbell, vs. N.O., 11/24/85

Consecutive Attempts Without Fumble

- 478 Robert Smith, 1996-98
- 349 Scottie Graham, 1993-96

YARDS

Career

- 11,747 Adrian Peterson, 2007-15
- 6,818 Robert Smith, 1993-00
- 5,887 Chuck Foreman, 1973-79
- 5,757 Bill Brown, 1962-74

Season

- 2,097 Adrian Peterson, 2012
- 1,760 Adrian Peterson, 2008
- 1,521 Robert Smith, 2000
- 1,485 Adrian Peterson, 2015
- 1,383 Adrian Peterson, 2009
- 1,341 Adrian Peterson, 2007
- 1,298 Adrian Peterson, 2010
- 1,296 Michael Bennett, 2002
- 1,266 Robert Smith, 1997
- 1,266 Adrian Peterson, 2013

Season, Rookie

- 1,341 Adrian Peterson, 2007
- 801 Chuck Foreman, 1973
- 773 Alfred Anderson, 1984

Game

- 296 Adrian Peterson, vs. S.D., 11/4/07
- 224 Adrian Peterson, @ Chi., 10/14/07
- 212 Adrian Peterson, @ StL., 12/16/12
- 211 Adrian Peterson, vs. Chi., 12/1/13
- 210 Adrian Peterson, @ G.B., 12/2/12
- 203 Adrian Peterson, @ Oak., 11/15/15
- 200 Chuck Foreman, @ Phi., 10/24/76
- 199 Adrian Peterson, vs. G.B., 12/30/12
- 192 Adrian Peterson, vs. G.B., 11/9/08
- 182 Adrian Peterson, @ Sea., 11/4/12

Game, Rookie

- 296 Adrian Peterson, vs. S.D., 11/4/07
- 224 Adrian Peterson, @ Chi., 10/14/07
- 148 Onterio Smith, @ Chi., 12/14/03

Game, Opponent

- 275 Walter Payton, @ Chi., 11/20/77
- 220 Barry Sanders, vs. Det., 11/24/91
- 219 James Wilder, vs. T.B., 11/6/83
- 203 Earl Campbell, @ Hou., 12/21/80

Longest Run (All TDs)

- 95 Chester Taylor, @ Sea., 10/22/06
- 95 Michael Bennett, @ T.B., 11/3/02
- 84 Chester Taylor, @ S.F., 12/9/07
- 82 Adrian Peterson, @ G.B., 12/2/12
- 82 Adrian Peterson, @ St.L., 12/16/12
- 80 Clinton Jones, vs. Chi., 11/2/69
- 80 Adrian Peterson, vs. Det., 9/26/10
- 80 Adrian Peterson, @ Oak., 11/15/15
- 78 Robert Smith, @ Buf., 8/31/97
- 78 Michael Bennett, vs. NVG., 11/10/02
- 78 Adrian Peterson, vs. Det., 9/8/13

Longest Run, Opponent

- 99 Tony Dorsett, vs. Dal., 1/3/83 (td)
- 76 Robert Griffin III, @ Was., 10/14/12 (td)
- 75 James Wilder, vs. T.B., 11/6/83 (td)
- 73 Dick Bass, vs. LA Rams, 12/6/61 (td)
- 73 LaDainian Tomlinson, vs. S.D., 11/9/03 (td)
- 73 Brandon Jacobs, vs. NVG., 12/13/10

Most Seasons, 1,000+ Yards

- 7 Adrian Peterson, 2007-10, 2012-13, 2015
- 4 Robert Smith, 1997-00
- 3 Chuck Foreman, 1975-77

Most Consecutive Seasons, 1,000+ Yards

- 4 Robert Smith, 1997-00
- 4 Adrian Peterson, 2007-10
- 3 Chuck Foreman, 1975-77

Most Games, 100+ Yards, Career

- 49 Adrian Peterson, 2007-15
- 29 Robert Smith, 1993-00
- 17 Chuck Foreman, 1973-79
- 9 Michael Bennett, 2001-05
- 8 Bill Brown, 1962-74

Most Games, 100+ Yards, Season

- 10 Adrian Peterson, 2008
- 10 Adrian Peterson, 2012
- 8 Robert Smith, 2000
- 7 Adrian Peterson, 2015
- 6 Robert Smith, 1997
- 6 Adrian Peterson, 2007
- 5 Chuck Foreman, 1975
- 5 Robert Smith, 1998
- 5 Michael Bennett, 2002
- 5 Adrian Peterson, 2010
- 5 Adrian Peterson, 2013

Most Consecutive Games, 100+ Yards

- 8 Adrian Peterson, 10/21/12-12/16/12
- 5 Robert Smith, 11/6/00-11/30/00
- 4 Michael Bennett, 10/27/02-11/17/02
- 4 Adrian Peterson, 12/12/08-11/9/08
- 3 Chuck Foreman, 11/9/75-11/23/75
- 3 Adrian Peterson, 9/23/07-10/14/07
- 3 Adrian Peterson, 11/30/08-12/14/08
- 3 Adrian Peterson, 11/15-11/15/15

AVERAGE GAIN

Career (700 att.)

- 4.90 Adrian Peterson, 2007-16 (2,418-11,747)
- 4.75 Robert Smith, 1993-99 (1,116-5,297)
- 4.45 Michael Bennett, 2001-05 (723-3,174)

Season (Qualifiers)

- 6.0 Adrian Peterson, 2012 (348-2,097)
- 5.6 Adrian Peterson, 2007 (238-1,341)
- 5.5 Robert Smith, 1997 (232-1,266)

Game (10 att.)

- 12.2 Tommy Mason, vs. Bal., 11/17/63
- 11.7 Terry Allen, @ G.B., 9/6/62
- 11.4 Michael Bennett, @ T.B., 11/3/02
- 11.2 Adrian Peterson, @ Chi., 10/14/07

TOUCHDOWNS

Most Seasons Leading Team

- 8 Adrian Peterson, 2007-13, 2015
- 6 Chuck Foreman, 1973-78
- 6 Ted Brown, 1980-81, 1983-86

Most Consecutive Seasons Leading Team

- 7 Adrian Peterson, 2007-13
- 6 Chuck Foreman, 1973-78
- 4 Ted Brown, 1983-86

Career

- 97 Adrian Peterson, 2007-16
- 52 Chuck Foreman, 1973-79
- 52 Bill Brown, 1962-74
- 40 Ted Brown, 1979-86

Season

- 18 Adrian Peterson, 2009
- 13 Chuck Foreman, 1975
- 13 Chuck Foreman, 1976
- 13 Terry Allen, 1992

Season, Rookie

- 12 Adrian Peterson, 2007
- 5 Fran Tarkenton, 1961
- 5 D.J. Dozier, 1987
- 5 Onterio Smith, 2003

Game

- 3 Tommy Mason, @ S.F., 10/24/65
- 3 Clinton Jones, vs. Det., 11/15/70
- 3 Chuck Foreman, @ G.B., 9/15/74
- 3 Chuck Foreman, vs. S.D., 11/23/75
- 3 D.J. Dozier, vs. Den., 10/26/87
- 3 Herschel Walker, @ Phoe., 10/27/91
- 3 Daunte Culpepper, vs. Chi., 9/3/00
- 3 Onterio Smith, vs. K.C., 12/20/03
- 3 Artose Pinner, @ Det., 12/10/06
- 3 Adrian Peterson, @ Chi., 10/14/07
- 3 Adrian Peterson, vs. S.D., 11/4/07
- 3 Chester Taylor, vs. Oak., 11/18/07
- 3 Adrian Peterson, @ Cle., 9/13/09
- 3 Adrian Peterson, vs. Buf., 12/5/10
- 3 Adrian Peterson, vs. Ari., 10/9/11
- 3 Matt Asiata, vs. Phi., 12/15/13
- 3 Matt Asiata, vs. Atl., 9/28/14
- 3 Matt Asiata, vs. Was., 11/2/14

Game, Opponent

- 4 Lenny Moore, @ Bal., 10/1/61
- 4 Billy Kilmer, vs. S.F., 10/15/61

- 4 Barry Sanders, vs. Det., 11/24/91
4 Marshall Faulk, @ St.L., 12/10/00
4 Shaun Alexander, @ Sea., 9/29/02
Most Consecutive Games w/Rushing TD
7 Moe Williams, 2002
6 Bill Brown, 1968
6 Adrian Peterson, 2011
5 Tommy Mason, 1965

PASSING

- Most Seasons Leading Team**
13 Fran Tarkenton, 1961-66, 1972-78
7 Tommy Kramer, 1979-82, 1984-86

- Most Consecutive Seasons Leading Team**
7 Fran Tarkenton, 1972-78
6 Fran Tarkenton, 1961-66
5 Daunte Culpepper, 2000-04
4 Tommy Kramer, 1979-82

RATING

- Highest, Career (1,500 att.)**
91.5 Daunte Culpepper, 1999-05
82.5 Brad Johnson, 1992-98, 2005-06
80.2 Fran Tarkenton, 1961-66, 1972-78

- Highest, Season (qualifiers)**
110.9 Daunte Culpepper, 2004
107.2 Brett Favre, 2009
106.0 Randall Cunningham, 1998
99.3 Sam Bradford, 2016

- Game (20 att.)**
157.2 Gus Ferrotte, vs. S.F., 9/28/03
154.4 Teddy Bridgewater, vs. Chi., 12/20/15
151.8 Fran Tarkenton, vs. Hou., 11/23/74
151.3 Daunte Culpepper, vs. G.B., 12/24/04
151.1 Daunte Culpepper, vs. Car., 11/19/00

ATTEMPTS

- Career**
4,569 Fran Tarkenton, 1961-66, 1972-78
3,648 Tommy Kramer, 1977-89
2,607 Daunte Culpepper, 1999-05

- Season**
606 Warren Moon, 1995
601 Warren Moon, 1994
593 Tommy Kramer, 1981

- Game**
63 Rich Gannon, @ N.E., 10/20/91
62 Steve Dilis, @ T.B., 9/5/81
61 Tommy Kramer, @ N.E., 12/16/79

- Game, Opponent**
70 Drew Bledsoe, @ N.E., 11/13/94
57 Troy Aikman, @ Dal., 11/26/98
55 Doug Williams, vs. T.B., 11/16/80
55 Sam Bradford, @ St.L., 12/16/12

- COMPLETIONS**

- Career**
2,635 Fran Tarkenton, 1961-66, 1972-78
2,011 Tommy Kramer, 1977-89
1,678 Daunte Culpepper, 1999-05

- Season**
395 Sam Bradford, 2016
379 Daunte Culpepper, 2004
377 Warren Moon, 1995
371 Warren Moon, 1994
363 Brett Favre, 2009

- Game**
38 Tommy Kramer, vs. Cle., 12/14/80
38 Tommy Kramer, vs. G.B., 11/29/81
37 Steve Dilis, @ T.B., 9/5/81
37 Daunte Culpepper, @ Phi., 9/20/04

- Game, Opponent**
45 Drew Bledsoe, @ N.E., 11/13/94
36 Ben Roethlisberger, vs. Pit., 9/29/13
35 Drew Bledsoe, vs. Buf., 9/15/02
35 Sam Bradford, St.L., 12/16/12
35 Ryan Tannehill, @ Mia., 12/21/14

- Consecutive Passes Completed**
16 Tommy Kramer, @ G.B., 11/11/79
14 Wade Wilson, vs. Det., 11/6/88

- COMPLETION PERCENTAGE**

- Career (1,500 att.)**
64.4 Daunte Culpepper, 1999-05 (1,678-2,607)
62.0 Brad Johnson, 1992-98, 2005-06 (1,036-1,670)
57.6 Fran Tarkenton, 1961-66, 1972-78 (2,635-4,569)

- Season**
71.6 Sam Bradford, 2016 (395-552)
69.2 Daunte Culpepper, 2004 (379-548)
68.4 Brett Favre, 2009 (363-531)
67.6 Case Keenum, 2017 (325-481)
65.3 Teddy Bridgewater, 2015 (292-447)
65.0 Daunte Culpepper, 2003 (295-454)

Game (20 attempts)

- 88.0 Brett Favre, vs. Sea., 11/22/09 (22-25)
87.0 Case Keenum, vs. Cin., 12/17/17 (20-23)
85.2 Brett Favre, @ Det., 9/20/09 (23-27)
85.0 Teddy Bridgewater, vs. Chi., 12/10/15 (17-20)
84.3 Sam Bradford, vs. N.O., 9/11/18 (27-32)

YARDS GAINED

- Career**
33,098 Fran Tarkenton, 1961-66, 1972-78
24,775 Tommy Kramer, 1977-89
20,162 Daunte Culpepper, 1999-05

- Season**
4,717 Daunte Culpepper, 2004
4,264 Warren Moon, 1994
4,228 Warren Moon, 1995
4,202 Brett Favre, 2009

- Game**
490 Tommy Kramer, @ Was., 11/2/86 (OT)
456 Tommy Kramer, vs. Cle., 12/14/80
449 Joe Kapp, vs. Bal., 9/28/69
446 Brett Favre, vs. Ari., 11/7/10

- Game, Opponent**
486 Doug Williams, vs. T.B., 11/16/80
463 Drew Bledsoe, vs. Buf., 9/15/02
455 Troy Aikman, vs. Dal., 11/26/98

- Most Seasons, 3,000+ Passing Yards**
5 Tommy Kramer, 1979-81, 1985-86
4 Daunte Culpepper, 2000, 2002-04

- Most Games, 300+ Passing Yards, Career**
19 Tommy Kramer, 1977-89
19 Daunte Culpepper, 1999-05
10 Warren Moon, 1994-95

- Most Games, 300+ Passing Yards, Season**
6 Warren Moon, 1994
6 Daunte Culpepper, 2004
6 Brett Favre, 2009
5 Tommy Kramer, 1981
5 Tommy Kramer, 1985
5 Daunte Culpepper, 2000

- Most Consecutive Games, 300+ Passing Yards**
4 Daunte Culpepper, 2004
3 Randall Cunningham, 1998
3 Warren Moon, 1994
3 Warren Moon, 1995
3 Tommy Kramer, 1985

- Longest Pass Completion (All TDs)**
99 Gus Ferrotte (to B. Berrian), vs. Chi., 11/30/08
89 Fran Tarkenton (to C. Ferguson), @ Chi., 11/11/62

- 87 *Teddy Bridgewater (to J. Wright), vs. N.Y.J., 12/7/14 (OT)

- 86 Gus Ferrotte (to B. Berrian), vs. Det., 10/12/08
85 Joe Kapp (to G. Washington), vs. St.L., 8/8/67
85 Warren Moon (to Q. Ismail), vs. Det., 9/10/95
83 Joe Kapp (to G. Washington), vs. Bal., 9/28/69
82 Brad Johnson (to J. Reed), @ Oak., 11/17/96
82 Daunte Culpepper (to R. Moss), @ Det., 12/19/04
80 Fran Tarkenton (to J. Gilliam), vs. Hou., 10/13/74
80 Jeff George (to M. Hatchette), vs. S.F., 10/24/99
80 Todd Bouman (to M. Bennett), @ Pit., 12/2/01
80 Brad Johnson (to K. Robinson), @ Det., 12/4/05

- Opponent/Longest Pass Comp. (All TDs)**
95 Lynn Dickey (to Steve Odom), vs. G.B., 10/2/77
94 Ken Anderson (to Billy Brooks), vs. Cin., 11/13/77
93 Rodney Peete (to Herman Moore), vs. Det., 10/31/93

- AVERAGE GAIN**

- Career (1,500 att.)**
7.73 Daunte Culpepper, 1999-05 (2,607-20,162)
7.29 Wade Wilson, 1981-91 (1,665-12,135)
7.24 Fran Tarkenton, 1961-66, 1972-78 (4,569-33,098)
6.79 Tommy Kramer, 1977-89 (3,648-24,775)

- Season (qualifiers)**
8.72 Randall Cunningham, 1998 (425-3,704)
8.61 Daunte Culpepper, 2004 (548-4,717)
8.56 Jeff George, 1999 (329-2,816)
8.31 Daunte Culpepper, 2000 (474-3,937)

Game (20 att.)

- 14.0 Tommy Kramer, @ Was., 11/2/86 (35-490)
13.9 Fran Tarkenton, vs. Det., 11/7/76 (25-347)
13.8 Randall Cunningham, @ G.B., 10/5/98 (32-442)

TOUCHDOWNS

- Career**
239 Fran Tarkenton, 1961-66, 1972-78
159 Tommy Kramer, 1977-89
135 Daunte Culpepper, 1999-05

- Season**
39 Daunte Culpepper, 2004
34 Randall Cunningham, 1998
33 Warren Moon, 1995
33 Daunte Culpepper, 2000
33 Brett Favre, 2009

- Game**
7 Joe Kapp, vs. Bal., 9/28/69
6 Tommy Kramer, vs. G.B., 9/28/86
6 Tommy Kramer, vs. Chi., 11/28/82
5 Daunte Culpepper, vs. Dal., 9/12/04
5 Daunte Culpepper, @ Hou., 10/10/04
5 Daunte Culpepper, @ N.O., 10/17/04

- Game, Rookie**
4 Fran Tarkenton, vs. Chi., 9/17/61
4 Fran Tarkenton, vs. LA Rams, 12/3/61
4 Fran Tarkenton, @ Chi., 12/17/61

- Game, Opponent**
5 Gary Cuozzo, vs. Bal., 11/14/65
5 John Brodie, vs. S.F., 11/28/65
5 Gary Danielson, @ Det., 12/9/78
5 John Elway, @ Den., 11/18/84
5 Brett Favre, @ G.B., 9/21/97
5 Brad Johnson, @ T.B., 11/3/02
5 Drew Brees, vs. N.O., 12/18/11

- Most Games, Four or More Touchdown Passes, Career**
9 Tommy Kramer, 1977-89
7 Fran Tarkenton, 1961-66, 1972-78
6 Daunte Culpepper, 1999-05

- Most Games, Four or More Touchdown Passes, Season**
4 Randall Cunningham, 1998
4 Daunte Culpepper, 2004
3 Fran Tarkenton, 1961
3 Tommy Kramer, 1981

- Most Consecutive Games, Four or More Touchdown Passes**
2 Tommy Kramer, 1981
2 Warren Moon, 1995
2 Randall Cunningham, 1998
2 Randall Cunningham, 1998
2 Daunte Culpepper, 2004

- Most Consecutive Games, Touchdown Pass**
24 Daunte Culpepper, 2000-01
21 Daunte Culpepper, 2003-04
15 Brad Johnson, 1996-97
13 Fran Tarkenton, 1974-75

- HAD INTERCEPTED**

- Career**
194 Fran Tarkenton, 1961-66, 1972-78
157 Tommy Kramer, 1977-89
86 Daunte Culpepper, 1999-2005

- Season**
32 Fran Tarkenton, 1978
26 Tommy Kramer, 1985
25 Fran Tarkenton, 1962

- Game**
5 Many times, last by Daunte Culpepper, @ Cin., 9/18/05

- Game, Opponent**
6 Vinny Testaverde, @ T.B., 10/23/88
5 Billy Wade, @ Chi., 11/11/62
5 Kim McQuilken, vs. Atl., 11/9/75
5 Eric Hipple, vs. Det., 9/25/83
5 Ryan Fitzpatrick, vs. St.L., 12/11/05

- Consecutive Attempts, No Interceptions**
193 Warren Moon, 1995
162 Randall Cunningham, 1997-98
159 Brett Favre, 2009
156 Rich Gannon, 1990-91

- Most Attempts, No Interceptions, Game**
63 Rich Gannon, @ N.E., 10/20/91

- Most Attempts, No Interceptions, Game, Opponent**
70 Drew Bledsoe, @ N.E., 11/13/94

- LOWEST PERCENTAGE PASSES INTERCEPTED**

- Career (1,500 att.)**
2.9 Brad Johnson, 1992-98, 2005-06 (1,670-48)
3.3 Daunte Culpepper, 1999-05 (2,607-86)
4.2 Fran Tarkenton, 1961-66, 72-78 (4,569-194)

- * Denotes overtime

Season (qualifiers)

- 0.9 Sam Bradford, 2016 (552-5)
1.3 Brett Favre, 2009 (531-7)
1.4 Brad Johnson, 2005, (294-4)
1.5 Case Keenum, 2017 (481-7)

TIMES SACKED

Career

- 417 Fran Tarkenton, 1961-66, 1972-78
247 Tommy Kramer, 1977-89
228 Daunte Culpepper, 1999-05

Season

- 47 Daunte Culpepper, 2002
46 Fran Tarkenton, 1964
46 Daunte Culpepper, 2004
45 Fran Tarkenton, 1962

Game

- 11 Archie Manning, @ Chi., 10/28/84
9 Fran Tarkenton, @ Chi., 12/17/61
9 Fran Tarkenton, vs. Bal., 9/23/62
9 Fran Tarkenton, vs. Det., 10/11/64
9 Daunte Culpepper, @ Atl., 10/2/05

Game, Opponent

- 9 Bill Munson, vs. Det., 10/6/68
9 Bobby Douglass, vs. Chi., 11/2/69
9 Randy Johnson, @ Atl., 12/20/70
9 Jim Harbaugh, @ Chi., 10/25/93

Highest Attempts/Sack Ratio,

Career (1,000 att.)

- 18.0 Warren Moon, 1994-95 (1,207-67)
16.7 Brad Johnson, 1992-98, '05-06 (1,670-100)
14.7 Tommy Kramer, 1977-89 (3,648-248)
12.4 Rich Cannon, 1987-92 (1,003-81)

Highest Attempts/Sack Ratio,

Season (qualifiers)

- 31.2 Tommy Kramer, 1981 (593-19)
21.9 Case Keenum, 2017 (481-22)
21.3 Randall Cunningham, 1998 (425-20)

PASS RECEIVING

RECEPTIONS

Most Seasons, Leading Team

- 10 Cris Carter, 1991-00
4 Anthony Carter, 1987-90

Most Consecutive Seasons, Leading Team

- 10 Cris Carter, 1991-00
4 Anthony Carter, 1987-90

Career

- 1,004 Cris Carter, 1990-01
587 Randy Moss, 1998-04, '10
498 Steve Jordan, 1982-94

Season

- 122 Cris Carter, 1994
122 Cris Carter, 1995
111 Randy Moss, 2003
106 Randy Moss, 2002

Season, Rookie

- 69 Randy Moss, 1998
60 Percy Harvin, 2009
52 Stefon Diggs, 2015
51 Paul Flatley, 1963
51 Sammy White, 1976

Game

- 15 Rickey Young, @ N.E., 12/16/79
14 Cris Carter, @ Ari., 10/2/94
13 Stefon Diggs, vs. Det., 11/6/16
13 Stefon Diggs, @ Wash., 11/13/16

Game, Rookie

- 9 Sammy White, vs. LA Rams, 9/19/76
9 Sammy White, @ Mia., 12/11/76
8 James Brim, @ Chi., 10/11/87
8 Randy Moss, vs. G.B., 11/22/98
8 Randy Moss, vs. Chi., 12/6/98
8 Cordarelle Patterson, at G.B., 11/24/13

Game, Opponent

- 14 Jerry Rice, @ S.F., 12/18/95
13 James Wilder, @ T.B., 9/15/85
13 Peerless Price, vs. Buf., 9/15/02

Most Consecutive Games, Pass Reception

- 111 Cris Carter, 1991-98
105 Anthony Carter, 1985-92
105 Randy Moss, 1998-04, '10

Most Seasons 50 or More Pass Receptions

- 11 Cris Carter, 1991-01
6 Ahmad Rashad, 1976-81
6 Randy Moss, 1998-03
5 Steve Jordan, 1985-86, '88, '91, '93
5 Anthony Carter, 1988-91, '93

YARDS

Most Seasons Leading Team

- 6 Randy Moss, 1998-03
5 Anthony Carter, 1985, 1987-90
5 Cris Carter, 1991-95

Most Consecutive Seasons Leading Team

- 6 Randy Moss, 1998-03
5 Cris Carter, 1991-95
4 Gene Washington, 1967-70
4 Anthony Carter, 1987-90

Career

- 12,383 Cris Carter, 1990-01
9,316 Randy Moss, 1998-04, '10
7,635 Anthony Carter, 1985-93

Season

- 1,632 Randy Moss, 2003
1,437 Randy Moss, 2000
1,413 Randy Moss, 1999
1,371 Cris Carter, 1995

Season, Rookie

- 1,313 Randy Moss, 1998
906 Sammy White, 1976
867 Paul Flatley, 1963

Game

- 210 Sammy White, vs. Det., 11/7/76
204 Randy Moss, @ Chi., 11/14/99
202 Paul Flatley, @ S.F., 10/24/65
202 Adam Thielen, @ G.B., 12/24/16
201 Sidney Rice, vs. Det., 11/11/12

Game, Rookie

- 210 Sammy White, vs. Det., 11/7/76
190 Randy Moss, @ G.B., 10/5/98
174 Paul Flatley, vs. Det., 11/24/63

Game, Opponent

- 289 Jerry Rice, @ S.F., 12/18/95
249 Alshon Jeffrey, vs. Chi., 12/1/13
207 Calvin Johnson, vs. Det., 11/11/12

Longest Pass Reception (All TDs)

- 99 Bernard Berrian (from G. Fretotte), vs. Chi., 11/30/08
89 Charley Ferguson (from F. Tarkenton), @ Chi., 11/11/62
87 Jarius Wright (from T. Bridgewater), vs. NYJ, 12/7/14 (OT)

- 86 Bernard Berrian (from G. Fretotte), vs. Det., 10/12/08

- 85 Gene Washington (from J. Kapp), vs. St.L., 10/8/67

- 85 Qadry Ismail (from W. Moon), vs. Det., 9/10/95

- 83 Gene Washington (from J. Kapp), vs. Bal., 9/28/69

- 82 Jake Reed (from B. Johnson), @ Oak., 11/17/96

- 82 Randy Moss (from D. Culpepper), @ Det., 12/19/04

- 80 John Gilliam (from F. Tarkenton), vs. Hou., 10/13/74

- 80 Matthew Hatchette (from J. George), vs. S.F., 10/24/99

- 80 Michael Bennett (from T. Bouman), @ Pit., (12/2/01)

- 80 Koren Robinson (from B. Johnson), @ Det., 12/4/05

Most Seasons,

1,000+ Yards Pass Receiving

- 8 Cris Carter, 1993-00
6 Randy Moss, 1998-03
4 Jake Reed, 1994-97

Most Games, 100+ Yards, Career

- 41 Randy Moss, 1998-04
40 Cris Carter, 1990-01
22 Anthony Carter, 1985-93

Most Games, 100+ Yards, Season

- 8 Randy Moss, 2000
8 Randy Moss, 2003
7 Randy Moss, 1999
7 Randy Moss, 2002
6 Cris Carter, 2000

Most Consecutive Games, 100+ Yards

- 4 Jake Reed, 1997
4 Cris Carter, 1999
4 Randy Moss, 2000
4 Randy Moss, 2003

AVERAGE GAIN

Career (200 receptions)

- 16.8 Hassan Jones, 1986-92 (222-3,733)
16.8 Sammy White, 1976-86 (393-6,400)
16.0 Paul Flatley, 1963-67 (202-3,222)
16.0 Anthony Carter, 1985-93 (478-7,635)

Season (25 receptions)

- 24.3 Anthony Carter, 1987 (38-923)
22.2 John Gilliam, 1974 (26-577)
22.0 John Gilliam, 1972 (47-1,034)

Game (3 receptions)

- 54.3 Randy Moss, @ Dal., 11/26/98 (3-163)
53.0 Leo Lewis, @ Was., 11/2/86 (3-159)
44.0 Hassan Jones, @ Dal., 11/13/88 (3-132)

TOUCHDOWNS

Career

- 110 Cris Carter, 1990-01
92 Randy Moss, 1998-04, '10
52 Anthony Carter, 1985-93
50 Sammy White, 1976-86

Season

- 17 Cris Carter, 1995
17 Randy Moss, 1998
17 Randy Moss, 2003
15 Randy Moss, 2000
13 Cris Carter, 1997
13 Cris Carter, 1999
13 Randy Moss, 2004

Season, Rookie

- 17 Randy Moss, 1998

Game

- 4 Ahmad Rashad, vs. S.F., 9/2/79
3 Jerry Reichow, @ Chi., 12/17/61
3 Charley Ferguson, @ Chi., 11/11/62
3 Gene Washington, vs. Cle., 11/9/69
3 Sammy White, @ Mia., 12/11/76
3 Sammy White, vs. Chi., 12/18/82
3 Cris Carter, vs. Mia., 9/25/94
3 Cris Carter, vs. Ind., 12/21/97

- 3 Randy Moss, @ Dal., 11/26/98
3 Randy Moss, vs. Chi., 12/6/98
3 Cris Carter, @ Chi., 11/14/99
3 Randy Moss, @ Det., 10/1/00
3 Randy Moss, vs. NVG, 11/19/01
3 Randy Moss, vs. S.F., 9/28/03

- 3 Marcus Robinson, vs. Cle., 11/27/05

Game, Opponent

- 3 Many times, last by Jordan Cameron, vs. Cle., 9/22/13

Most Consecutive Games, Touchdown

- 7 Randy Moss, 1998
7 Cris Carter, 1999
6 Cris Carter, 1996-97
6 Cris Carter, 1998-99

RUSHING-RECEIVING

Most Seasons Leading Team

- 7 Adrian Peterson, 2007-10, 2012-13, 2015
6 Chuck Foreman, 1973-78
4 Bill Brown, 1964-66, 1968

Most Consecutive Seasons Leading Team

- 6 Chuck Foreman, 1973-78
4 Adrian Peterson, 2007-10
3 Bill Brown, 1964-66
3 Ted Brown, 1980-82
3 Anthony Carter, 1987-89
3 Cris Carter, 1993-95

ATTEMPTS

Career

- 2,659 Adrian Peterson, 2007-16 (ru-2,418, re-241)
1,911 Bill Brown, 1962-74 (ru-1,627, re-284)
1,865 Chuck Foreman, 1973-79 (ru-1,529, re-336)

Season

- 388 Adrian Peterson, 2012 (ru-348, re-40)
384 Adrian Peterson, 2008 (ru-363, re-21)
357 Ted Brown, 1981 (ru-274, re-83)
357 Adrian Peterson, 2009 (ru-314, re-43)
357 Adrian Peterson, 2015 (ru-327, re-30)

Season, Rookie

- 257 Adrian Peterson, 2007 (ru-238, re-19)
219 Chuck Foreman, 1973 (ru-182, re-37)
218 Alfred Anderson, 1984 (ru-201, re-17)

Game

- 39 Ted Brown, vs. T.B., 11/8/81 (ru-31, re-8)
37 Chuck Foreman, vs. S.D., 11/23/75 (ru-33, re-4)
37 Adrian Peterson, vs. Chi., 12/1/13 (ru-35, re-2)
35 Chuck Foreman, vs. NVJ, 10/12/75 (ru-25, re-9)
35 Scottie Graham, vs. K.C., 12/26/93 (ru-33, re-2)
35 Adrian Peterson, vs. G.B., 12/30/12 (ru-34, re-1)

Consecutive Attempts Without Fumble

- 532 Robert Smith, 9/8/96-10/25/98
399 Ted Brown, 10/18/81-9/8/83

YARDS

Career

- 13,692 Adrian Peterson, 2007-16 (ru-11,747, re-1,945)
12,407 Cris Carter, 1990-01 (ru-24, re-12,383)
9,475 Randy Moss, 1998-04,'10 (ru-159, re-9,316)
8,936 Chuck Foreman, 1973-79 (ru-5,879, re-3,057)
8,934 Bill Brown, 1962-74 (ru-5,757, re-3,177)

Season	
2,314	Adrian Peterson, 2012 (ru-2,097, re-217)
1,885	Adrian Peterson, 2008 (ru-1,760, re-125)
1,869	Robert Smith, 2000 (ru-1,521, re-348)
1,819	Adrian Peterson, 2009 (ru-1,383, re-436)
1,761	Chuck Foreman, 1975 (ru-1,070, re-691)
Season, Rookie	
1,609	Adrian Peterson, 2007 (ru-1,341, re-268)
1,317	Randy Moss, 1998 (re-1,313, ru-4)
1,163	Chuck Foreman, 1973 (ru-801, re-362)
Game	
315	Adrian Peterson, vs. S.D., 11/4/07 (ru-296, re-19)
265	Chuck Foreman, @ Phi., 10/24/76 (ru-200, re-65)
256	Darrin Nelson, vs. G.B., 11/13/83 (ru-119, re-137)

PUNTING

PUNTS

Career

720	Greg Coleman, 1978-87
623	Chris Kluge, 2005-12
386	Mitch Berger, 1996-01

Season

93	Chris Kluge, 2006
91	Greg Coleman, 1983
90	Greg Coleman, 1979
90	Harry Newsome, 1993

Season, Rookie

75	Jeff Locke, 2013
73	Neil Clabo, 1975
71	Chris Kluge, 2005

Game

12	Greg Coleman, @ G.B., 11/21/82
11	Bucky Scribner, @ Cle., 12/17/89
10	Neil Clabo, @ Det., 9/26/76
10	Greg Coleman, vs. Buf., 12/9/79
10	Mike Saxon, vs. G.B., 10/20/94
10	Chris Kluge, @ G.B., 12/21/06
10	Chris Kluge, vs. NVG, 12/13/10

Game, Opponent

12	Tom Blanchard, @ N.O., 11/16/75
11	King Hill, @ Stl., 10/19/69

Longest Punt

84	Harry Newsome, @ Pit., 12/20/92
77	Mike Mercer, @ G.B., 9/16/62

Longest Punt, Opponent

82	Tommy Davis, @ S.F., 9/30/62
75	Boyd Dowler, vs. G.B., 10/22/61

AVERAGE GROSS YARDS

Career (200 punts)

44.4	Chris Kluge, 2005-12 (623-27.683)
43.8	Harry Newsome, 1990-93 (308-13.501)
43.5	Mitch Berger, 1996-01 (386-16.795)

Season (Qualifiers)

47.6	Chris Kluge, 2008 (73-3.473)
46.4	Bobby Walden, 1964 (72-3.341)
45.7	Chris Kluge, 2011 (77-3.517)

Season, Rookie

44.2	Jeff Locke, 2013 (75-3.316)
44.1	Chris Kluge, 2005 (71-3.130)
41.1	Neil Clabo, 1975 (73-2.997)

Game (4 punts)

57.5	Chris Kluge, @ Det., 9/16/07 (4-230)
56.3	Jeff Locke, vs. Ariz., 11/20/16 (4-225)
55.8	Mitch Berger, vs. Cin., 11/15/98 (4-223)

Game, Opponent (4 punts)

54.9	Mike Scifres, vs. S.D., 11/4/07
54.8	Tom Rouen, @ Den., 10/31/99

AVERAGE NET YARDS

Career (200 punts)

38.8	Jeff Locke, 2013-16 (290-11.261)
38.2	Bobby Walden, 1964-67 (258-9.856)
37.3	Chris Kluge, 2005-12 (623-23.210)

Season

41.8	Bobby Walden, 1964 (72-3.010)
39.7	Chris Kluge, 2012 (72-2.856)
39.2	Jeff Locke, 2013 (75-2.938)

Game (4 punts)

48.3	Mitch Berger, vs. Cin., 11/15/98 (4-193)
48.0	Jeff Locke, @ Det., 11/24/16 (4-195)
47.8	Greg Coleman, @ Pit., 9/21/86 (4-191)

Game, Opponent (4 punts)

48.8	Britton Colquitt, vs. Den., 12/4/11 (6-293)
------	---

HAD BLOCKED

Career

3	Greg Coleman, 1978-87
2	Many Players

Season

2	Mike Mercer, 1961
2	Neil Clabo, 1975
2	Mike Wood, 1978

2	Bucky Scribner, 1988
2	Mitch Berger, 1996

Most Consecutive Punts, None Blocked

565	Greg Coleman, 1979-87
-----	-----------------------

INSIDE 20

Career

198	Chris Kluge, 2005-12
155	Greg Coleman, 1978-87
109	Mitch Berger, 1996-01

Season

34	Jeff Locke, 2016
34	Chris Kluge, 2007
32	Chris Kluge, 2010

Game

5	Fred Cox, vs. LA Rams, 11/3/63
5	Mike Saxon, vs. N.O., 11/6/94
5	Mitch Berger, @ Chi., 9/15/96
5	Mitch Berger, @ Ind., 12/24/00
5	Chris Kluge, vs. Atl., 9/9/07
5	Jeff Locke, vs. G.B., 9/18/16
5	Ryan Quigley, vs. Chi., 12/31/17

Fewest Touchbacks in a Season (Minimum 30 punts)

0	Ryan Quigley, 2017
1	King Hill, 1968
2	John McCormick, 1962
2	Bobby Walden, 1967
2	Greg Coleman, 1984
2	Chris Kluge, 2012

PUNT RETURNS

Most Seasons Leading Team

7	Marcus Sherels, 2011-17
5	Charlie West, 1968-72
5	Leo Lewis, 1987-91
5	David Palmer, 1994-98

Most Consecutive Seasons Leading Team

7	Marcus Sherels, 2011-17
5	Charlie West, 1968-72
5	Leo Lewis, 1987-91
5	David Palmer, 1994-98

RETURNS

Career

208	Marcus Sherels, 2011-17
194	Leo Lewis, 1981-91
162	David Palmer, 1994-00

Season

58	Leo Lewis, 1988
48	Kevin Miller, 1978
47	Manfred Moore, 1977

Season, Rookie

48	Kevin Miller, 1978
35	Keenan Howry, 2003
30	Leonard Willis, 1976
30	David Palmer, 1994

Game

8	Kevin Miller, @ LA Rams, 12/2/79
7	Manfred Moore, vs. G.B., 10/2/77
7	Kevin Miller, vs. Buf., 12/9/79
7	Nate Jacquet, vs. Chi., 11/25/01
7	Greg Camarillo, vs. Ari., 11/7/10
7	Marcus Sherels, vs. Chi., 12/31/17

Game, Opponent

8	Phillip Epps, @ G.B., 11/21/82
7	Johnnie Gray, @ G.B., 11/21/76
7	Robbie Martin, vs. Det., 10/21/84
7	Evan Cooper, @ Phi., 12/1/85
7	Charles Woodson, @ G.B., 12/21/06

FAIR CATCHES

Career

156	Marcus Sherels, 2011-17
96	David Palmer, 1994-00
91	Leo Lewis, 1981-91
76	Bobby Bryant, 1967-80

Season

27	Leo Lewis, 1989
27	Marcus Sherels, 2012
27	Marcus Sherels, 2013

Game

5	Billy Butler, vs. Bal., 11/17/63
5	Anthony Carter, vs. T.B., 9/30/90
5	Greg Camarillo, @ NYJ, 10/11/10
5	Marcus Sherels, vs. Chi., 1/1/12
5	Marcus Sherels, @ Chi., 12/31/12

Game, Opponent

6	Bobby Engram, @ Chi., 9/15/96
---	-------------------------------

YARDS GAINED

Career

2,171	Marcus Sherels, 2011-17
1,812	Leo Lewis, 1981-91
1,610	David Palmer, 1994-00

550	Leo Lewis, 1988
446	Leo Lewis, 1989
444	David Palmer, 1997

Season, Rookie

247	Keenan Howry, 2003
239	Kevin Miller, 1978
212	Eric Gullford, 1993

Game

119	Marcus Sherels, @ NYG, 10/21/13
107	Charlie West, vs. Was., 11/3/68
101	Leo Lewis, vs. T.B., 10/1/89

Game, Opponent

176	Reggie Bush, @ N.O., 10/6/08
131	Dexter Carter, @ S.F., 10/3/93
126	Dexter Carter, @ S.F., 12/18/95

Longest Punt Return

98	Charlie West, vs. Was., 11/3/68 (td)
91	Nate Burleson, @ Ind., 11/8/04 (td)
86	Marcus Sherels, @ NYG, 10/21/13 (td)
82	Bernard Berrian, @ Ari., 12/14/08 (td)
81	Hugh McElhenny, @ Chi., 12/17/61 (td)
81	Bob Grim, vs. NVG, 11/5/67
79	Marcus Sherels, vs. Hou., 10/9/16 (td)
78	Leo Lewis, vs. Atl., 11/22/87 (td)
77	Marcus Sherels, @ Det., 9/30/12 (td)
76	Ed Sharrockman, vs. LA Rams, 10/16/66

Longest Punt Return, Opponent (All TDs)

93	Micha Hyde, vs. G.B., 10/27/13
89	Devin Hester, @ Chi., 10/14/07
87	Eddie Payton, @ Det., 12/17/77

AVERAGE YARDAGE

Career (50 returns)

10.4	Marcus Sherels, 2011-17 (208-2,171)
10.4	Mewelde Moore, 2004-07 (74-768)
9.9	David Palmer, 1994-00 (162-1,610)
9.9	Billy Butler, 1963-64 (55-545)

Season (Qualifiers)

15.2	Marcus Sherels, 2013 (22-335)
13.9	Marcus Sherels, 2016 (21-292)
13.2	David Palmer, 1995 (26-342)

Season, Rookie (Qualifiers)

10.4	Tommy Mason, 1961 (14-146)
10.0	Charlie West, 1968 (20-201)
7.9	Nick Davis, 2002 (24-190)

Game (3 returns)

35.6	Charlie West, vs. Was., 11/3/68 (3-107)
29.8	Marcus Sherels, @ NYG, 10/21/13 (4-119)
29.0	Mewelde Moore, @ NYG, 11/13/05 (3-87)

Game, Opponent (3 returns)

35.2	Reggie Bush, @ N.O., 10/6/08 (5-176)
------	--------------------------------------

TOUCHDOWNS

Career

5	Marcus Sherels, 2011-17
2	David Palmer, 1994-00
2	Mewelde Moore, 2004-07
1	Billy Butler, 1962-64
1	Leo Lewis, 1981-91
1	Hugh McElhenny, 1961-62
1	Charlie West, 1968-73
1	Randy Moss, 1998-04, '10
1	Nate Burleson, 2003-05
1	Bernard Berrian, 2008-11

Season

2	Marcus Sherels, 2016
1	Hugh McElhenny, 1961
1	Billy Butler, 1963
1	Charlie West, 1968
1	Leo Lewis, 1987
1	David Palmer, 1995
1	David Palmer, 1996
1	Randy Moss, 1999
1	Nate Burleson, 2004
1	Mewelde Moore, 2005
1	Mewelde Moore, 2006
1	Bernard Berrian, 2008
1	Marcus Sherels, 2012
1	Marcus Sherels, 2013
1	Marcus Sherels, 2015



Marcus Sherels holds the Vikings record with 5 career punt return TDs.

Game

- 1 Hugh McElhenny, 81 yds, @ Chi., 12/17/61
- 1 Billy Butler, 60 yds, vs. S.F., 9/29/63
- 1 Charlie West, 98 yds, vs. Was., 11/3/68
- 1 Leo Lewis, 78 yds, vs. Atl., 11/22/87
- 1 David Palmer, 74 yds, @ Det., 11/23/95
- 1 David Palmer, 69 yds, @ NYG, 9/29/96
- 1 Randy Moss, 64 yds, @ K.C., 12/12/99
- 1 Nate Burleson, 91 yds, @ Ind., 11/8/04
- 1 Mewelde Moore, 71 yds, @ NYG, 11/13/05
- 1 Mewelde Moore, 71 yds, vs. N.E., 10/30/06
- 1 Bernard Berrian, 82 yds, @ Ari., 12/14/08
- 1 **Marcus Sherels, 77 yds, @ Det., 12/30/12**
- 1 **Marcus Sherels, 86 yds, @ NYG, 10/21/13**
- 1 **Marcus Sherels, 65 yds, @ Chi., 11/15/15**
- 1 **Marcus Sherels, 54 yds, @ Car., 2/25/16**
- 1 **Marcus Sherels, 79 yds, vs. Hou., 10/9/16**

Game, Opponent

- 2 Reggie Bush, 71 & 64 yds, @ N.O., 10/6/08

KICKOFF RETURNS

Most Seasons Leading Team

- 5 Darrin Nelson, 1983-84, '89, '91-92
- 4 Qadry Ismail, 1993-96
- 4 Percy Harvin, 2009-12
- 4 Cordarrelle Patterson, 2013-16

Most Consecutive Seasons Leading

- 4 Qadry Ismail, 1993-96
- 4 Percy Harvin, 2009-12
- 4 Cordarrelle Patterson, 2013-16
- 3 Billy Butler, 1962-64
- 3 Brent McClanahan, 1973-75

RETURNS

Career

- 159 Darrin Nelson, 1982-89, 1991-92
- 147 Qadry Ismail, 1993-96
- 145 David Palmer, 1994-00

Season

- 53 Eddie Payton, 1980
- 53 George "Buster" Rhymes, 1985
- 50 David Palmer, 1998

Game

- 9 Nate Jacquet, @ Phi., 11/11/01
- 8 Qadry Ismail, @ Det., 11/23/95
- 8 Troy Walters, vs. G.B., 12/17/00
- 8 Troy Walters, @ N.O., 10/7/01
- 8 Nate Jacquet, vs. Jax., 12/23/01
- 8 Bethel Johnson, vs. Stl., 12/31/06
- 8 Lorenzo Booker, vs. Chi., 12/20/10

Game, Opponent

- 8 Vernon Turner, @ T.B., 10/30/94
- 8 Tyrone Hughes, @ N.O., 11/19/95
- 8 Roell Preston, @ G.B., 10/5/98
- 8 Corey Harris, @ Bal., 12/13/98
- 8 Charlie Rogers, vs. Buf., 9/15/02
- 8 Ahmad Bradshaw, @ NYG, 11/25/07
- 8 Domenik Hixon, vs. NYG, 1/3/10

YARDS

Career

- 4,075 Cordarrelle Patterson, 2013-16
- 3,623 Darrin Nelson, 1982-89, 1991-92
- 3,274 David Palmer, 1994-00

Season

- 1,393 Cordarrelle Patterson, 2013
- 1,345 Buster Rhymes, 1985
- 1,221 Koren Robinson, 2005

Game

- 237 Nate Jacquet, @ Phi., 11/11/01
- 228 Cordarrelle Patterson, vs. G.B., 10/27/13
- 225 Bethel Johnson, vs. Stl., 12/31/06

Game, Opponent

- 256 Roell Preston, @ G.B., 10/5/98
- 249 Devin Hester, @ Chi., 9/15/13
- 243 Corey Harris, @ Bal., 12/13/98

Longest Kickoff Return

- 109 Cordarrelle Patterson, vs. G.B., 10/27/13 (td)
- 105 Percy Harvin, @ Det., 9/30/12 (td)
- 105 Cordarrelle Patterson, @ Chi., 9/15/13 (td)
- 104 Aundrae Allison, vs. Det., 12/2/07 (td)
- 104 Percy Harvin, @ Atl., 11/27/11
- 104 Cordarrelle Patterson, vs. Ari., 11/20/16 (td)
- 103 Percy Harvin, @ S.D., 9/11/11 (td)
- 101 Lance Rentzel, vs. Bal., 11/14/65 (td)
- 101 Percy Harvin, vs. S.F., 9/27/09 (td)
- 101 Cordarrelle Patterson, vs. Sea., 12/6/15 (td)

Longest Kickoff Return, Opponent (All TDs)

- 103 Abe Woodson, @ S.F., 9/29/63
- 101 Don McCall, @ Pit., 11/23/69
- 101 Dave Hampton, @ G.B., 10/4/70
- 101 Roell Preston, @ G.B., 10/5/98

AVERAGE YARDAGE

Career (75 returns)

- 30.4 Cordarrelle Patterson, 2013-16 (134-4,075)
- 27.9 Percy Harvin, 2009-12 (114-3,183)
- 25.5 Charlie West, 1968-73 (78-1,991)

Season (Qualifiers)

- 32.4 Cordarrelle Patterson, 2013 (43-1,393)
- 31.8 Cordarrelle Patterson, 2015 (32-1,019)
- 31.7 Cordarrelle Patterson, 2016 (25-792)

Game (3 returns)

- 49.7 Cordarrelle Patterson, @ Chi., 9/15/13 (3-149)
- 48.0 Aundrae Allison, vs. Det., 12/2/07 (3-144)
- 45.6 Cordarrelle Patterson, vs. G.B., 10/27/13 (5-228)

Game, Opponent (3 returns)

- 57.0 Tyrone Hughes, vs. N.O., 11/28/93 (3-171)
- 49.8 Devin Hester, @ Chi., 9/15/13 (5-249)

TOUCHDOWNS

Career

- 5 Percy Harvin, 2009-12
- 5 Cordarrelle Patterson, 2013-16

Season

- 2 Percy Harvin, 2009
- 2 Cordarrelle Patterson, 2013
- 2 Cordarrelle Patterson, 2015

Game

- 1 Bill Brown, 78 yds, @ LA Rams, 10/20/63
- 1 Lance Rentzel, 101 yds, vs. Bal., 11/14/65
- 1 Clint Jones, 96 yds, vs. NYG, 11/5/67
- 1 Keith Nord, 70 yds, @ Was., 11/2/80
- 1 Eddie Payton, 99 yds, vs. Oak., 9/14/81
- 1 Herschel Walker, 93 yds, @ Phi., 11/19/89
- 1 David Palmer, 88 yds, @ Bal., 12/13/98
- 1 Robert Tate, 76 yds, @ K.C., 12/12/99
- 1 Moe Williams, 85 yds, @ NYG, 12/26/99
- 1 Koren Robinson, 86 yds, @ NYG, 11/13/05
- 1 Audrae Allison, 104 yds, vs. Det., 12/2/07
- 1 Percy Harvin, 101 yds, vs. S.F., 9/27/09
- 1 Percy Harvin, 88 yds, @ Pit., 10/25/09
- 1 Percy Harvin, 95 yds, vs. Dal., 10/17/10
- 1 Percy Harvin, 103 yds, @ S.D., 9/11/11
- 1 Percy Harvin, 105 yds, @ Det., 9/30/12
- 1 Cordarrelle Patterson, 105 yds, @ Chi., 9/15/13
- 1 Cordarrelle Patterson, 109 yds, vs. G.B., 10/27/13
- 1 Cordarrelle Patterson, 93 yds, @ Oak., 11/15/15
- 1 Cordarrelle Patterson, 101 yds, vs. Sea., 12/6/15
- 1 Cordarrelle Patterson, 104 yds, vs. Ari., 11/20/16

Game, Opponent

- 1 Many times, last by Josh Huff, @ Phil., 10/23/16

COMBINED KICK RETURNS

MOST RETURNS

Career

- 307 David Palmer, 1994-00 (p-162, k-145)
- 202 Leo Lewis, 1981-91 (p-194, k-8)
- 201 Charlie West, 1968-73 (p-123, k-78)

Season

- 88 Kevin Miller, 1978 (p-48, k-40)
- 87 Eddie Payton, 1980 (p-34, k-53)
- 78 David Palmer, 1998 (p-28, k-50)

Game

- 11 David Palmer, vs. G.B., 12/1/97 (p-5, k-6)
- 10 Darrin Nelson, vs. Chi., 11/25/84 (p-3, k-7)

Game, Opponent

- 10 Tyrone Hughes, vs. Chi., 11/9/97 (p-5, k-5)

YARDS GAINED

Career

- 4,884 David Palmer, 1994-00, (p-1,610, k-3,274)
- 4,075 Cordarrelle Patterson, 2013-16 (k-4,075)
- 3,932 Darrin Nelson, 1982-89, 1991-92 (p-313, k-3,619)

Season

- 1,465 David Palmer, 1998 (p-289, k-1,176)
- 1,435 Eddie Payton, 1980 (p-251, k-1,184)
- 1,393 Cordarrelle Patterson, 2013 (p-0, k-1,393)

Game

- 237 Nate Jacquet, @ Phi., 11/11/01 (p-0, k-237)
- 228 Cordarrelle Patterson, vs. G.B., 10/27/13 (p-0, k-228)
- 225 Bethel Johnson, vs. Stl., 12/31/06 (p-0, k-225)

Game, Opponent

- 289 Eddie Payton, @ Det., 12/17/77 (p-105, k-1842)

TOUCHDOWNS

Career

- 5 **Marcus Sherels, 2010-16 (p-5, k-0)**
- 5 Cordarrelle Patterson, 2013-16 (p-0, k-5)
- 5 Percy Harvin, 2009-12 (p-0, k-5)
- 3 David Palmer, 1994-00 (p-2, k-1)

Season

- 2 Percy Harvin, 2009 (k-2)
- 2 Cordarrelle Patterson, 2013 (k-2)
- 2 Cordarrelle Patterson, 2015 (k-2)

Game

- 1 Many times, last by Cordarrelle Patterson, vs. Ari., 11/20/16

Game, Opponent

- 2 Eddie Payton, @ Det., 12/17/77 (p-1,k-1)
- 2 Reggie Bush, @ N.O., 10/6/08 (p-2)

COMBINED NET YARDS

Rushing, receiving, interception returns, kickoff returns, punt returns and fumble returns

Most Seasons Leading Team

- 6 Chuck Foreman, 1973-78
- 4 Bill Brown, 1964-66, 1968
- 4 Adrian Peterson, 2007-08, 2012, 2015

Consecutive Seasons Leading Team

- 6 Chuck Foreman, 1973-78
- 3 Many times, last by Percy Harvin, 2009-11

ATTEMPTS

Career

- 2,676 Adrian Peterson, 2007-16
- 1,931 Bill Brown, 1962-74
- 1,867 Chuck Foreman, 1973-79

Season

- 388 Adrian Peterson, 2012
- 385 Adrian Peterson, 2008
- 357 Ted Brown, 1981
- 357 Adrian Peterson, 2009
- 357 Adrian Peterson, 2015

Game

- 39 Ted Brown vs. T.B., 11/8/81 (ru-31, re-8)
- 37 Chuck Foreman vs. S.D., 11/23/75 (ru-33, re-4)
- 37 Adrian Peterson, vs. Chi., 12/11/13 (ru-35, re-2)

YARDS

Career

- 14,120 Adrian Peterson, 2007-16
- 12,410 Cris Carter, 1990-01
- 10,365 Darrin Nelson, 1982-89, 1991-92

Season

- 2,314 Adrian Peterson, 2012 (ru-2,097, re-217)
- 2,081 Percy Harvin, 2009 (ru-135, re-790, rt-1,156)
- 2,051 Herschel Walker, 1990 (ru-770, re-315, rt-965)
- 2,021 Adrian Peterson, 2007 (ru-1,341, re-268, rt-412)
- 2,020 Cordarrelle Patterson, 2013 (ru-158, re-469, rt-1,393)

Season, Rookie

- 2,081 Percy Harvin, 2009 (ru-135, re-790, rt-1,156)
- 2,021 Adrian Peterson, 2007 (ru-1,341, rt-412, re-268)
- 2,020 Cordarrelle Patterson, 2013 (ru-158, re-469, rt-1,393)

Game

- 361 Adrian Peterson, @ Chi., 11/14/07 (ru-224, rt-128, re-9)
- 315 Adrian Peterson, vs. S.D., 11/4/07 (ru-296, re-19)
- 278 Darrin Nelson, vs. G.B., 11/13/83 (ru-119, re-137, rt-22)

INTERCEPTIONS BY

Most Seasons Leading Team

- 4 Ed Sharrockman, 1962-63, 1965, 1970
- 4 Bobby Bryant, 1969, 1973, 1977-78
- 4 Joey Browner, 1987, 1989-91
- 4 Antoine Winfield, 2004, '06, '08, '12

Most Consecutive Seasons Leading Team

- 3 Joey Browner, 1989-91
- 3 Darren Sharper, 2005-07

Career

- 53 Paul Krause, 1968-79
- 51 Bobby Bryant, 1967-80
- 40 Ed Sharrockman, 1962-72



Bobby Bryant snared 51 career INTs to rank 2nd in Vikings history.

Season

- 10 Paul Krause, 1975
- 9 Orlando Thomas, 1995
- 9 Brian Russell, 2003
- 9 Darren Sharper, 2005
- 8 Bobby Bryant, 1969
- 8 Issiac Holt, 1986
- 8 Carl Lee, 1988
- 8 Audray McMillian, 1992
- 8 Corey Chavous, 2003

Game

- 3 Many times, last time by Darren Sharper, @ NYG, 11/13/05

Game, Opponent

- 3 Many times, last time by Deltha O'Neal, @ Cin., 9/18/05

Consecutive Games With Interception

- 6 Paul Krause, 1968
- 6 Brian Russell, 2003
- 4 Issiac Holt, 1986
- 4 Carl Lee, 1988
- 4 Orlando Thomas, 1995

YARDS

Career

- 854 Paul Krause, 1968-79
- 802 Ed Sharrockman, 1962-72
- 749 Bobby Bryant, 1967-80

Season

- 276 Darren Sharper, 2005
- 242 Jimmy Hitchcock, 1998
- 236 Charlie West, 1971

Game

- 123 Darren Sharper, @ NYG, 11/13/05
- 112 Dwight Smith, @ NYG, 11/25/07
- 100 **Xavier Rhodes, vs. Ariz., 11/20/16**

Game, Opponent

- 151 Tommy Myers, @ N.O., 9/3/78
- 116 Marcus Turner, @ NY Jets, 11/20/94

Longest Returns

- 100t **Xavier Rhodes, vs. Ariz., 11/20/16 (td)**
- 97t Reggie Rutland, vs. LA Rams, 12/15/91
- 94t Walker Lee Ashley, vs. Chi., 12/19/88
- 93t Dwight Smith, @ NYG, 11/25/07
- 92t Darren Sharper, @ NYG, 11/13/05
- 92t Chad Greenway, vs. S.D., 9/27/15
- 90t Issiac Holt, vs. Det., 10/8/89
- 89 Charlie West, @ Chi., 12/19/71
- 88t Darren Sharper, vs. T.B., 9/11/05
- 84t Jack Del Rio, @ Chi., 11/2/92
- 81t Dewayne Washington, @ Chi., 9/18/94
- 81t **Harrison Smith, @ Stl., 9/7/14**

Longest Return, Opponent (all TDs)

- 100 Barry Wilburn, vs. Was., 12/26/87
- 97 Tommy Myers, @ N.O., 9/3/78

TOUCHDOWNS

Career

- 4 **Harrison Smith, 2012-17**
- 3 Rip Hawkins, 1961-65
- 3 Ed Sharrockman, 1962-72
- 3 Bobby Bryant, 1967-80
- 3 Joey Browner, 1983-91
- 3 Audray McMillian, 1989-93
- 3 Dewayne Washington, 1994-97
- 3 Jimmy Hitchcock, 1998-99
- 3 Darren Sharper, 2005-08

Season

- 3 Jimmy Hitchcock, 1998
- 2 Rip Hawkins, 1964
- 2 Carl Lee, 1988
- 2 Audray McMillian, 1992
- 2 Anthony Parker, 1994
- 2 Dewayne Washington, 1994
- 2 Darren Sharper, 2005
- 2 Kevin Williams, 2007
- 2 **Harrison Smith, 2012**

PASSES DEFENSED

Most Seasons Leading Team

- 4 Carl Lee
- 4 Bobby Bryant
- 4 Antoine Winfield

Most Consecutive Seasons Leading Team

- 2 Nate Wright, 1976-77
- 2 Carl Lee, 1987-88
- 2 Jimmy Hitchcock, 1998-99
- 2 Brian Williams, 2002-03
- 2 Antoine Winfield, 2008-09
- 2 **Xavier Rhodes, 2013-14**
- 2 **Trae Waynes, 2016-17**

Career

- 128 Carl Lee, 1983-93
- 99 Antoine Winfield, 2004-12
- 77 Bobby Bryant, 1968-80

Season

- 30 Jimmy Hitchcock, 1998
- 23 **Xavier Rhodes, 2013**
- 22 Carl Lee, 1988

Game

- 6 Nate Wright, vs. N.O., 9/12/76
- 6 Bobby Bryant, vs. N.O., 11/16/75
- 5 **last by Terence Newman, @ Oak., 11/15/15**

FUMBLES

OPPONENTS' FUMBLES RECOVERED

Career

- 28 Jim Marshall, 1961-79
- 23 Carl Eller, 1964-78
- 19 Matt Blair, 1974-85
- 18 Alan Page, 1967-78

Season

- 9 Don Hultz, 1963
- 7 Alan Page, 1970
- 6 Fred McNeil, 1978

Game

- 3 Joey Browner, vs. S.F., 9/8/85
- 2 Many times, **last by Anthony Barr, @ Atl., 11/25/15**

Longest Fumble Returns (All TDs)

- 94t Dwayne Rudd, vs. Chi., 12/6/98
- 88t Ed Sharrockman, @ Det., 12/9/62
- 77t Kevin Williams, vs. Jax., 11/28/04
- 70t Paul Krause, @ Det., 12/14/75
- 69t Alan Page, @ Chi., 10/11/70
- 65t Willie Teal, @ Phil., 12/1/85
- 63t Joey Browner, vs. S.D., 9/2/84
- 63t Dwayne Rudd, vs. Cin., 11/15/98
- 61t **Brian Robinson, @ Chi., 9/15/13**
- 58t Anthony Parker, vs. Hou., 11/15/92
- 55t Captain Munnerlyn, @ G.B., 1/3/16

Long Fumble Returns, Opponents (All TDs)

- 99 Adrian Wilson, vs. Ari., 11/26/06
- 80 Aeneas Williams, @ Stl., 11/30/03
- 80 Bobby Jackson, vs. NY Jets, 12/26/82

OPPONENTS' FUMBLES

RETURNED FOR TOUCHDOWNS

Career

- 2 Roy Winston, 1962-76
- 2 Paul Krause, 1968-79
- 2 Charlie Johnson, 1982-84
- 2 Chris Martin, 1983-88
- 2 Henry Thomas, 1987-92
- 2 Anthony Parker, 1992-94
- 2 Orlando Thomas, 1995-01
- 2 Dwayne Rudd, 1997-00
- 2 Kevin Williams, 2003-12
- 2 Antoine Winfield, 2004-12
- 2 **Everson Griffen, 2010-17**

Season

- 2 Dwayne Rudd, 1998

SACKS

Most Seasons Leading Team

- 9 John Randle, 1991, 1993-2000
- 6 Jim Marshall, 1961-66
- 6 Alan Page, 1967-68, 1971, 1975-77
- 3 Chris Doleman, 1987-90, 1992-93
- 6 Jared Allen, 2008-13

Most Consecutive Seasons Leading Team

- 8 John Randle, 1993-2000
- 6 Jim Marshall, 1961-66
- 6 Jared Allen, 2008-13
- 4 Doug Martin, 1980-83
- 4 Chris Doleman, 1987-90

TOTAL SACKS

Career

- 130.0 Carl Eller, 1964-78
- 127.0 Jim Marshall, 1961-79
- 114.0 John Randle, 1990-2000

Season

- 22.0 Jared Allen, 2011
- 21.0 Chris Doleman, 1989
- 18.0 Alan Page, 1976
- 18.0 Keith Millard, 1989

Game

- 5.0 Randy Holloway, vs. Atl., 9/16/84
- 4.5 Jared Allen, vs. G.B., 10/5/09
- 4.0 Many times, last by Kevin Williams, vs. Det., 10/12/08

Game, Rookie

- 3.0 Kevin Williams, @ Ari., 12/28/03
- 2.5 Gerald Robinson, vs. Chi., 10/19/86

Game, Opponent

- 4.0 Many times, last by Peter Boulware, @ Bal., 1/7/02

TACKLES

COMBINED TACKLES (DEFENSE & SPECIAL TEAMS TACKLES)

Career

- 1,981 Scott Studwell, 1977-90
- 1,452 Matt Blair, 1974-85
- 1,382 Jeff Siemon, 1972-82
- 1,350 Chad Greenway, 2006-16

DEFENSIVE TACKLES

Career

- 1,928 Scott Studwell, 1977-90
- 1,404 Matt Blair, 1974-85
- 1,375 Jeff Siemon, 1972-82
- 1,334 Chad Greenway, 2006-16

Season

- 230 Scott Studwell, 1981
- 229 Jeff Siemon, 1978
- 220 Matt Blair, 1981

Game

- 24 Scott Studwell, @ Det., 11/17/85
- 22 Chad Greenway, vs. Oak., 11/20/11
- 21 Scott Studwell, @ Pit., 9/24/89
- 21 Ed McDaniel, @ G.B., 9/4/94

SOLO COMBINED TACKLES

Career

- 1,308 Scott Studwell, 1977-90
- 1,008 Jeff Siemon, 1972-82
- 986 Matt Blair, 1974-85

Season

- 170 Jeff Siemon, 1978
- 156 Scott Studwell, 1981
- 153 Scott Studwell, 1980

Game

- 18 Rip Hawkins, vs. Det., 11/18/62
- 18 Rip Hawkins, vs. S.F., 12/2/62
- 17 Rip Hawkins, vs. Bal., 11/12/61

ASSISTED COMBINED TACKLES

Career

- 673 Scott Studwell, 1977-90
- 466 Matt Blair, 1974-85
- 449 Chad Greenway, 2006-16

Season

- 97 Scott Studwell, 1985
- 88 Mike Meriwether, 1991
- 83 Scott Studwell, 1983

Game

- 13 Wally Hilgenberg, @ Chi., 10/23/72
- 13 Scott Studwell, vs. T.B., 9/30/90

SPECIAL TEAMS TACKLES

Career

- 147 Chris Walsh, 1994-02
- 140 Harold Morrow, 1996-02
- 120 Walker Lee Ashley, 1983-88
- 113 Keith Nord, 1979-85
- 113 Heath Farwell, 2005-10

Season

- 38 Joey Browner, 1989
- 35 Nate Allen, 1977
- 32 Harold Morrow, 1997
- 32 Heath Farwell, 2007

Game

- 7 Heath Farwell, @ NYG, 11/25/07
- 6 Wymon Henderson, vs. Det., 11/6/88

BLOCKED KICKS

Career

- 20 Matt Blair, 1974-85 (FG-3, P-1, PAT-16)
- 16 Alan Page, 1967-78 (FG-8, P-1, PAT-7)
- 10 Tim Irwin, 1981-93 (FG-8, PAT-2)
- 9 Carl Eller, 1964-78 (FG-8, PAT-1)

Season

- 5 Alan Page, 1976
- 5 Matt Blair, 1979

Game

- 2 Alan Page, vs. Pit., 10/4/76
- 2 Matt Blair, vs. Dal., 10/7/79
- 2 Matt Blair, @ G.B., 11/11/79
- 2 Matt Blair, vs. Oak., 9/14/81
- 2 Tim Irwin, @ Atl., 12/15/85
- 2 Neil Elshire, @ Was., 11/2/86
- 2 Tim Irwin, @ Den., 11/14/93

Game, Opponent

- 1 Many times, last time by Jeremiah Ledbetter, @ Det., 11/23/17

VIKINGS ROOKIE RECORDS (*NFL RECORD, #NFL ROOKIE RECORD)

SERVICE

Starts, Season

- 16 Gary Zimmerman, T, 1986
- 16 Todd Steussie, T, 1994
- 16 Dewayne Washington, CB, 1994
- 16 Kevin Williams, DT, 2004
- 16 Matt Kalil, T, 2012
- 16 Harrison Smith, S, 2012
- 16 T.J. Clemmings, T, 2015

SCORING

Total Points, Season

- 141 Blair Walsh, 2012 (36-pt, 35-fg)
- 106 Randy Moss, 1998 (17-td, 2-2pt)
- 78 Adrian Peterson, 2007 (13-td)

Total Points, Game

- 20 Randy Moss, @ Dal., 11/16/98 (3-rec. td, 1-2pt)
- 18 Sammy White, @ Mia., 12/11/76 (3-rec. td)
- 18 D.J. Dozier, vs. Den., 10/26/87 (3-rush td)
- 18 Randy Moss, vs. Chi., 12/6/98 (3-rec. td)
- 18 Antonio Smith, vs. K.C., 12/20/03 (3-rush td)
- 18 Adrian Peterson, @ Chi., 10/14/07 (3-rush td)
- 18 Adrian Peterson, vs. S.D., 11/4/07 (3 rush td)
- 18 Blair Walsh, @ St.L., 12/16/12 (3-pt, 5-fg)

Touchdowns, Season

- 17 Randy Moss, 1998#
- 13 Adrian Peterson, 2007
- 10 Sammy White, 1976
- 9 Cordarrelle Patterson, 2013

Touchdowns, Game

- 3 Sammy White, vs. Cle., 11/9/69 (3-rec. td)
- 3 D.J. Dozier, vs. Den., 10/26/87 (3-rush td)
- 3 Randy Moss, @ Dal., 11/16/98 (3-rec. td)
- 3 Randy Moss, vs. Chi., 12/6/98 (3-rec. td)
- 3 Antonio Smith, vs. K.C., 12/20/03 (3-rush td)
- 3 Adrian Peterson, @ Chi., 10/14/07 (3-rush td)
- 3 Adrian Peterson, vs. S.D., 11/4/07 (3-rush td)

Field Goals Made, Season

- 35 Blair Walsh, 2012

Field Goals Made, Game

- 5 Blair Walsh, @ St.L., 12/16/12

Longest Field Goal

- 56 Blair Walsh, @ Hou., 12/23/12
- 55 Blair Walsh, vs. Jax., 9/9/12
- 55 Blair Walsh, @ Sea., 11/4/12

Field Goals Attempted, Season

- 38 Blair Walsh, @ St.L., 12/16/12

Field Goals Attempted, game

- 5 Blair Walsh, @ St.L., 12/16/12

Highest Field Goal Percentage, Season (Qualifiers)

- 92.1 Blair Walsh, 2012 (35-38)

RUSHING

Yards, Season

- 1,341 Adrian Peterson, 2007
- 801 Chuck Foreman, 1973
- 773 Alfred Anderson, 1984

Yards, Game (*-NFL record)

- 296 Adrian Peterson, vs. S.D., 11/4/07*
- 224 Adrian Peterson, @ Chi., 10/14/07
- 148 Antonio Smith, @ Chi., 12/14/03

Rushing Attempts, Season

- 238 Adrian Peterson, 2007
- 201 Alfred Anderson, 1984
- 182 Chuck Foreman, 1973

Rushing Attempts, Game

- 30 Adrian Peterson, vs. S.D., 11/4/07
- 27 Antonio Smith, @ Chi., 12/14/03
- 27 Dalvin Cook, vs. T.B., 9/24/17

Touchdowns Rushing, Season

- 12 Adrian Peterson, 2007
- 5 Antonio Smith, 2003
- 5 D.J. Dozier, 1987
- 5 Fran Tarkenton, 1961

Touchdowns Rushing, Game

- 3 Adrian Peterson, vs. S.D., 11/4/07
- 3 Adrian Peterson, @ Chi., 10/14/07
- 3 Antonio Smith, @ Chi., 12/20/03
- 3 D.J. Dozier, vs. Den., 10/26/87

Rushing Average, Season

- 5.6 Adrian Peterson, 2007
- 5.4 Antonio Smith, 2003
- 4.8 Jerick McKinnon, 2014

Rushing Average (Min. 10 Attempts), Game

- 11.2 Adrian Peterson, @ Chi., 10/14/07
- 11.9 Adrian Peterson, vs. S.D., 11/4/07
- 9.3 Adrian Peterson, vs. G.B. 9/30/07

Longest Run

- 73 Adrian Peterson, @ Chi., 10/14/07 (td)
- 64 Adrian Peterson, vs. S.D., 11/4/07 (td)
- 65 Adrian Peterson, vs. G.B., 9/30/07
- 55 Jerick McKinnon, vs. Atl., 9/28/14

PASSING

Passing Yards, Season

- 2,919 Teddy Bridgewater, 2014
- 1,997 Fran Tarkenton, 1961
- 1,853 Christian Ponder, 2011

Passing Yards, Game

- 381 Christian Ponder, vs. Den., 12/4/11
- 317 Teddy Bridgewater, vs. Atl., 9/28/14
- 315 Teddy Bridgewater, @ Det., 12/14/14

Pass Attempts, Season

- 402 Teddy Bridgewater, 2014
- 291 Christian Ponder, 2011
- 280 Fran Tarkenton, 1961

Pass Attempts, Game

- 47 Christian Ponder, vs. Den., 12/4/11
- 42 Teddy Bridgewater, @ T.B., 10/26/14
- 42 Teddy Bridgewater, Was., 11/2/14

Pass Completions, Season

- 258 Teddy Bridgewater, 2014
- 159 Christian Ponder, 2011
- 157 Fran Tarkenton, 1961

Pass Completions, Game

- 31 Teddy Bridgewater, @ Det., 12/14/14
- 29 Christian Ponder, vs. Den., 12/4/11
- 26 Teddy Bridgewater, vs. Was., 11/2/14

Touchdown Passes, Season

- 18 Fran Tarkenton, 1961
- 14 Teddy Bridgewater, 2014
- 13 Christian Ponder, 2011

Touchdown Passes, Game

- 4 Fran Tarkenton, vs. Chi., 9/17/61
- 4 Fran Tarkenton, vs. LA Rams, 12/3/61
- 4 Fran Tarkenton, @ Chi., 12/17/61

Passes Had Intercepted, Season

- 17 Fran Tarkenton, 1961
- 13 Christian Ponder, 2011

Passes Had Intercepted, Game

- 3 8 times, last Teddy Bridgewater, vs. Det., 10/12/14

Lowest Percentage Passes Intercepted, Season (qualifiers)

- 3.0 Teddy Bridgewater, 2014 (402-12)
- 4.5 Christian Ponder, 2011 (291-13)
- 6.1 Fran Tarkenton, 1961 (280-17)

Highest QB Rating, Season

- 85.2 Teddy Bridgewater, 2014
- 74.7 Fran Tarkenton, 1961
- 70.1 Christian Ponder, 2011

Highest QB Rating, Game

- 148.6 Fran Tarkenton, vs. Chi., 9/17/61
- 121.1 Fran Tarkenton, L.A., 12/3/61
- 120.7 Teddy Bridgewater, vs. Car., 11/30/14

PASS RECEIVING

Receptions, Season

- 69 Randy Moss, 1998
- 60 Percy Harvin, 2009



RB Alfred Anderson led the Vikings in rushing as a rookie in 1984.

52 Stefan Diggs, 2015

- 51 Paul Flatley, 1963
- 51 Sammy White, 1976
- 45 Cordarrelle Patterson, 2013

Receptions, Game

- 9 Sammy White, vs. LA Rams, 9/19/76
- 9 Sammy White, @ Mia., 12/11/76
- 8 James Brim, @ Chi., 10/11/87
- 8 Randy Moss, vs. G.B., 11/22/98
- 8 Randy Moss, vs. Chi., 12/6/98
- 8 Cordarrelle Patterson, @ G.B., 11/24/13

Receiving Yards, Season

- 1,313 Randy Moss, 1998
- 906 Sammy White, 1976
- 867 Paul Flatley, 1963

Receiving Yards, Game

- 210 Sammy White, vs. Det., 11/7/76
- 190 Randy Moss, @ G.B., 10/5/98
- 174 Paul Flatley, vs. Det., 11/24/63

Touchdowns Receiving, Season (#-NFL record)

- 17 Randy Moss, 1998#
- 10 Sammy White, 1976
- 6 Percy Harvin, 2009

Touchdowns Receiving, Game

- 3 Sammy White, @ Mia., 12/11/76
- 3 Randy Moss, @ Dal., 11/26/98
- 3 Randy Moss, vs. Chi., 12/6/98

COMBINED YARDAGE

Yards, Season

- 2,081 Percy Harvin, 2009 (ru-135, re-790, rt-1,156)
- 2,021 Adrian Peterson, 2007 (ru-1,341, re-268, rt-412)
- 2,020 Cordarrelle Patterson, 2013 (ru-158, re-463, rt-1,393)

Yards, Game

- 361 Adrian Peterson, @ Chi., 10/14/07 (ru-248, re-9, rt-128)
- 315 Adrian Peterson, vs. S.D., 11/4/07 (ru-296, re-19)

PUNTING

Punts, Season

- 75 Jeff Locke, 2013
- 73 Neil Clabo, 1975
- 71 Chris Kluwe, 2005

Punts, Game

- 9 Bobby Walden, vs. L.A., 11/29/64
- 9 Jeff Locke, @ Bal., 12/8/13
- 8 Chris Kluwe, vs. NYG, 11/13/05

Punt Average, Season

- 46.4 Bobby Walden, 1964 (72-3,341)
- 44.2 Jeff Locke, 2013 (75-3,316)
- 44.1 Chris Kluwe, 2005 (71-3,130)

Punt Average (Min. 4 punts), Game

- 54.3 Chris Kluwe, vs. T.B., 9/11/05 (4-217)
- 52.4 Bobby Walden, vs. S.F., 11/8/64 (5-262)
- 52.0 Bobby Walden, @ Bal., 11/15/64 (4-208)

PUNT RETURNS

Punt Returns, Season

- 48 Kevin Miller, 1978
- 35 Keenan Howry, 2003
- 33 Jimmy Edwards, 1979

Punt Returns, Games

- 6 Kevin Miller, vs. T.B., 9/17/78
- 6 David Palmer, vs. Det., 9/11/94

Punt Return Yards, Season

- 247 Keenan Howry, 2003
- 239 Kevin Miller, 1978
- 217 Troy Walters, 2000

Punt Return Yards, Game

- 107 Charlie West, vs. Was., 11/3/68
- 78 Troy Walters, vs. Det., 11/30/00
- 77 Bob Grim, vs. NYG, 11/5/67

Longest Punt Return

- 81 Bob Grim, vs. NYG, 11/5/67
- 63 Troy Walters, vs. Det., 11/30/00
- 57 Nick Davis, vs. Chi., 10/27/02

Punt Return Average, Season

- 10.1 Charlie West, 1968 (20-201)
- 7.9 Nick Davis, 2002 (24-190)
- 7.6 Jackie Wallace, 1974 (25-191)

Punt Return Average (3 returns), Game

- 35.7 Charlie West, vs. Was., 11/3/68 (3-107)
- 26.0 Troy Walters, vs. Det., 11/30/00 (3-78)
- 25.7 Bob Grim, vs. NYG, 11/5/67 (3-77)

KICKOFF RETURNS

Kickoff Returns, Season

- 53 Buster Rhymes, 1985
- 44 Jimmy Edwards, 1979
- 43 Cordarrelle Patterson, 2013

Kickoff Returns, Game

- 8 Troy Walters, vs. G.B., 12/17/00
- 7 Jimmy Edwards, @ St.L., 11/4/79
- 7 Darryl Harris, vs. G.B., 10/16/88

Kickoff Return Yards, Season

- 1,393 Cordarrelle Patterson, 2013
- 1,345 Buster Rhymes, 1985
- 1,156 Percy Harvin, 2009

Kickoff Return Yards, Game

- 228 Cordarrelle Patterson, vs. G.B., 10/27/13
- 182 Buster Rhymes, vs. Chi., 9/19/85
- 180 Percy Harvin, vs. S.F., 9/27/09

Longest Kickoff Return (All TDs)

- 109 Cordarrelle Patterson, vs. G.B., 10/27/13*
- 105 Cordarrelle Patterson, at Chi., 9/15/13
- 104 Aundrae Allison, vs. Det., 12/2/07

Kickoff Return Average, Season

- 32.4 Cordarrelle Patterson, 2013
- 28.7 Aundrae Allison, 2007
- 27.5 Percy Harvin, 2009

Kickoff Return Average (3 returns), Game

- 49.7 Cordarrelle Patterson, @ Chi., 9/15/13 (3-149)
- 48.0 Aundrae Allison, vs. Det., 12/2/07 (3-144)
- 45.6 Cordarrelle Patterson, vs. G.B., 10/27/13 (5-228)

INTERCEPTIONS

Passes Defensed, Season

- 23 Xavier Rhodes, 2013
- 19 Orlando Thomas, 1995
- 12 Dewayne Washington, 1994
- 12 Brian Williams, 2002

Interceptions, Season

- 9 Orlando Thomas, 1995
- 6 George Rose, 1961
- 5 Rip Hawkins, 1961

Interceptions, Game

- 2 Rip Hawkins, vs. Dal, 9/24/61
- 2 Jeff Siemon, vs. S.F., 12/16/72

Interception Return Yards, Season

- 135 Dewayne Washington, 1994
- 108 Orlando Thomas, 1995
- 87 Harrison Smith, 2012

Interception Return Yards, Game

- 81 Dewayne Washington, @ Chi., 9/18/94
- 80 Mike Nattiel, vs. Sea., 12/7/03
- 70 Orlando Thomas, @ Pit., 9/24/95

Longest Interception Return

- 81 Dewayne Washington, @ Chi., 9/18/94 (td)
- 80 Mike Nattiel, vs. Sea., 12/7/03 (td)
- 63 Tim Newton, @ Buf., 9/25/85

TACKLES

Total Tackles, Season

- 129 Harrison Smith, 2012
- 126 Rip Hawkins, 1961
- 109 Chris Doleman, 1985
- 105 Eric Kendricks, 2015
- 102 Tim Newton, 1985
- 99 Anthony Barr, 2014

Total Tackles, Game

- 13 Malik Boyd, @ N.E., 11/13/94
- 13 Harrison Smith, vs. T.B., 10/25/12
- 13 Eric Kendricks, vs. K.C., 10/18/15

SACKS

Sacks, Season

- 11.0 Keith Millard, 1985
- 10.5 Don Hultz, 1963
- 10.5 Kevin Williams, 2003

Sacks, Game

- 3.0 Kevin Williams, vs. Ari., 12/28/03
- 2.5 Gerald Robinson, Chi., 10/19/86
- 2.0 10 times, last Danielle Hunter, vs. Chi., 12/20/15

*NFL Record

#NFL Rookie Record

VIKINGS ROOKIE NFL AWARDS

NFL ROOKIE OF THE YEAR

- 1963-Paul Flatley, WR (AP UPI, NEA, TSN)
- 1973-Chuck Foreman, RB (AP, PFWA)
- 1976-Sammy White, WR (AP, PFWA)
- 1998-Randy Moss, WR (TSN, FN, PFW, SI)
- 2007-Adrian Peterson, RB (TSN, PFW, SI)

PEPSI ROOKIE OF THE YEAR

- 2007-Adrian Peterson, RB
- 2009-Percy Harvin, WR
- 2014-Teddy Bridgewater, QB

NFL OFFENSIVE ROOKIE OF THE YEAR

- 1973-Chuck Foreman, RB (PFW)
- 1976-Sammy White, WR (PFW, PD)
- 1998-Randy Moss, WR (AP, FD, CPFW)
- 2007-Adrian Peterson, RB (AP, PFW)
- 2009-Percy Harvin, WR/KR (AP, PFW)

NFL DEFENSIVE ROOKIE OF THE YEAR

- 1994-Dewayne Washington, CB (PFN)

NFC ROOKIE OF THE YEAR

- 1973-Chuck Foreman, RB (Wheaties, TSN)
- 1976-Sammy White, WR (UPI, TSN, NEA)
- 1998-Randy Moss, WR (PFWA)

NFC OFFENSIVE ROOKIE OF THE YEAR

- 1998-Randy Moss, WR (PFWA)

1ST-TEAM A.P. ALL-PRO

- 1998-Randy Moss, WR
- 2012-Blair Walsh, K
- 2013-Cordarrelle Patterson, WR/KR

ALL-ROOKIE HONORS (PFWA)

- 1972-Jeff Siemon, LB
- 1973-Chuck Foreman, RB
- 1974-Matt Blair, LB
- 1976-Sammy White, WR
- 1984-Alfred Anderson, RB
- 1988-Randall McDaniel, G
- 1994-Todd Steussie, G
- Andrew Jordan, TE
- Dewayne Washington, CB
- 1995-Orlando Thomas, S
- 1998-Randy Moss, WR
- 2000-Chris Hovan, DT
- 2003-Onterio Smith, RB
- Kevin Williams, DT
- Eddie Johnson, P
- 2005-Chris Kluwe, P
- 2007-Adrian Peterson, RB
- Brian Robison, DE
- 2009-Phil Loadholt, T
- Percy Harvin, WR/KR
- 2011-Kyle Rudolph, TE
- 2012-Blair Walsh, K
- Matt Kalil, T
- Harrison Smith, S
- 2013-Cordarrelle Patterson, WR/KR
- 2014-Teddy Bridgewater, QB
- 2015-Stefon Diggs, WR
- Danielle Hunter, DE
- Eric Kendricks, LB
- 2017-Pat Elflein, C

NFL ROOKIE OF THE WEEK

- 2004-Mewelde Moore, RB, vs. Ten., 10/24, Offense
- 2007-Adrian Peterson, RB, @ Chi., 10/14, Offense
- 2007-Adrian Peterson, RB, vs. S.D., 11/4, Offense
- 2009-Percy Harvin, WR, @ Pit., 10/25, Special Teams
- 2009-Percy Harvin, WR, @ G.B., 11/1, Special Teams
- 2014-Teddy Bridgewater, QB, vs. Atl., 9/28, Offense
- 2014-Teddy Bridgewater, QB, vs. Car., 11/30, Offense
- 2015-Stefon Diggs, WR, vs. K.C., 10/18, Offense

NFL ROOKIE OF THE MONTH

- 1997-Dwayne Rudd, LB, December, Defense
- 1998-Randy Moss, WR, November, Offense
- 2003-Kevin Williams, DT, December, Defense
- 2007-Adrian Peterson, RB, September, Offense
- 2007-Adrian Peterson, RB, October, Offense
- 2009-Percy Harvin, WR, November, Offense
- 2013-Cordarrelle Patterson, WR, December, Offense
- 2015-Eric Kendricks, LB, October, Defense

PRO BOWL HONORS

- 1973-Chuck Foreman, RB
- 1976-Sammy White, WR
- 1998-Randy Moss, WR
- 2007-Adrian Peterson, RB
- 2009-Percy Harvin
- 2012-Matt Kalil, T
- Blair Walsh, K
- 2013-Cordarrelle Patterson, WR/KR



Randall McDaniel was an All-Rookie choice in 1988 and became the most-decorated Vikings offensive lineman of all time.



Rip Hawkins set the Vikings rookie tackles record with 126, a mark that held until 2012 when Harrison Smith broke it with 129.

VIKINGS BIG DAYS

RUSHING

296	Adrian Peterson vs. S.D., 11/4/07 (30 att.)
224	Adrian Peterson @ Chi., 10/14/07 (20 att.)
212	Adrian Peterson @ St.L., 12/16/12 (24 att.)
211	Adrian Peterson vs. Chi., 12/11/12 (26 att.)
210	Adrian Peterson @ G.B., 12/12/12 (21 att.)
203	Adrian Peterson @ Oak., 11/15/15 (26 att.)
200	Chuck Foreman @ Phi., 10/24/76 (28 att.)
199	Adrian Peterson vs. G.B., 12/30/12 (34 att.)
192	Adrian Peterson vs. G.B., 11/03/08 (30 att.)
182	Adrian Peterson @ Sea., 11/4/12 (17 att.)
180	Adrian Peterson @ Cee., 9/13/09 (25 att.)
179	Ted Brown @ G.B., 10/23/83 (29 att.)
178	Robert Smith @ St.L., 9/13/98 (23 att.)
176	Adrian Peterson vs. G.B., 10/23/11 (24 att.)
172	Terry Allen @ Pit., 12/20/92 (33 att.)
171	Adrian Peterson vs. Det., 11/11/12 (27 att.)
170	Robert Smith @ Chi., 10/15/00 (15 att.)
169	Robert Smith @ Buf., 8/31/97 (16 att.)
167	Chester Taylor @ Sea., 10/15/06 (24 att.)
167	Michael Bennett vs. NYG, 11/10/02 (15 att.)
166	Scottie Graham vs. K.C., 12/26/93 (33 att.)
165	Adrian Peterson @ Ari., 12/14/08 (28 att.)
164	Chester Taylor vs. Oak., 11/18/07 (27 att.)
160	Robert Smith vs. Ind., 12/21/97 (17 att.)
160	Adrian Peterson vs. Ind., 9/14/08 (29 att.)
160	Adrian Peterson vs. Det., 9/26/10 (23 att.)
159	Terry Allen @ Chi., 9/18/94 (22 att.)
158	Adrian Peterson @ Ari., 11/29/15 (29 att.)
156	Chuck Foreman @ Det., 12/18/77 (33 att.)
155	Dave Osborn vs. G.B., 12/3/07 (21 att.)
155	Clinton Jones vs. Atl., 11/28/71 (22 att.)
154	Adrian Peterson vs. Chi., 12/9/12 (31 att.)
153	Adrian Peterson vs. Ari., 12/12/12 (23 att.)
150	Chuck Foreman vs. Chi., 10/16/77 (25 att.)
148	Chuck Foreman vs. Pit., 10/4/76 (27 att.)
148	Herschel Walker vs. G.B., 10/15/89 (18 att.)
148	Robert Smith @ Dal., 11/23/00 (21 att.)
148	Ontario Smith @ Chi., 12/14/03 (27 att.)
146	Tommy Mason vs. Bal., 11/17/63 (16 att.)
146	Darrin Nelson vs. G.B., 11/10/85 (16 att.)
146	Robert Smith @ NYG, 12/26/99 (21 att.)
146	Ontario Smith vs. K.C., 12/24/03 (21 att.)
146	Adrian Peterson @ G.B., 11/14/13 (32 att.)
145	Adrian Peterson vs. Mia., 9/19/10 (28 att.)
143	Tommy Mason @ Bal., 12/16/62 (20 att.)
143	Adrian Peterson vs. Bal., 10/18/09 (22 att.)
142	Terry Allen @ G.B., 9/16/92 (12 att.)
142	Adrian Peterson vs. Phi., 9/20/15 (28 att.)
140	Adrian Peterson @ Dal., 11/3/13 (25 att.)
139	Dave Osborn vs. Chi., 12/5/70 (29 att.)
139	Scottie Graham @ Cee., 12/19/93 (30 att.)
139	Adrian Peterson vs. Hou., 11/23/08 (25 att.)
138	Tommy Mason @ Det., 12/9/62 (16 att.)
138	Bill Brown @ Cle., 10/31/65 (21 att.)
138	Mewelde Moore vs. Ten., 10/24/04 (20 att.)
137	Tommy Mason vs. Bal., 9/13/64 (20 att.)
137	Robert Smith vs. N.O., 11/28/96 (20 att.)
136	Chester Taylor vs. Ari., 11/6/06 (27 att.)
135	Jerick McKinnon vs. Atl., 9/28/14 (18 att.)
134	Robert Smith vs. Det., 10/25/98 (19 att.)
134	Robert Smith @ Det., 10/10/06 (16 att.)
134	Adrian Peterson vs. Det., 9/28/07 (19 att.)
133	Chuck Foreman vs. Cin., 11/19/77 (29 att.)
133	Robert Smith @ T.B., 10/13/96 (18 att.)
133	Adrian Peterson vs. Det., 11/15/09 (18 att.)
132	Robert Smith @ G.B., 9/21/97 (28 att.)
131	Adrian Peterson vs. Chi., 11/30/08 (28 att.)
131	Adrian Peterson @ G.B., 10/24/10 (28 att.)
130	Michael Bennett vs. G.B., 11/17/02 (19 att.)
129	Ted Brown vs. T.B., 11/8/81 (31 att.)
127	Chuck Foreman vs. S.D., 11/23/75 (33 att.)
127	Terry Allen vs. T.B., 11/31/11 (14 att.)
127	Dalvin Cook vs. N.O., 9/11/17 (22 att.)
126	Herschel Walker @ T.B., 12/8/91 (16 att.)
126	Adrian Peterson vs. S.D., 9/27/15 (22 att.)
126	Herschel Walker @ Ari., 11/8/91 (25 att.)
125	Robert Smith vs. Phi., 9/28/97 (22 att.)
125	Artose Pinner @ Det., 12/10/06 (29 att.)
124	Adrian Peterson vs. St.L., 11/8/15 (29 att.)
124	Tommy Mason vs. Pit., 10/18/64 (20 att.)
124	Oscar Reed vs. Det., 11/12/72 (31 att.)
123	Raymond Hayes @ La. Rams, 12/31/61 (18 att.)
123	Chester Taylor vs. Det., 10/8/06 (26 att.)
123	Adrian Peterson vs. T.B., 10/25/12 (15 att.)
122	Chuck Foreman @ N.O., 9/3/78 (18 att.)
122	Darrin Nelson vs. Det., 11/3/85 (25 att.)
122	Robert Smith @ G.B., 11/9/00 (24 att.)
122	Mewelde Moore @ G.B., 11/21/05 (22 att.)
122	Adrian Peterson vs. Ari., 10/9/11 (29 att.)
121	Mel Triplett @ Chi., 12/17/65 (15 att.)
121	Adrian Peterson @ Chi., 10/19/08 (22 att.)
120	Alfred Anderson @ Det., 9/23/84 (19 att.)
120	Robert Smith vs. Car., 10/12/97 (23 att.)
120	Michael Bennett @ G.B., 12/8/02 (19 att.)
120	Adrian Peterson vs. T.B., 9/18/11 (25 att.)
119	Darrin Nelson vs. G.B., 11/13/83 (16 att.)
118	Dave Osborn @ Chi., 12/18/66 (19 att.)

118	Darrin Nelson vs. Cle., 10/26/86 (22 att.)
118	Darrin Nelson @ Dal., 11/26/87 (16 att.)
118	Robert Smith @ K.C., 12/12/99 (21 att.)
118	Adrian Peterson, @ Phi., 12/26/10 (22 att.)
117	Bill Brown vs. Ci., 10/16/65 (15 att.)
117	Chuck Foreman @ N.O., 11/16/75 (24 att.)
117	Robert Smith vs. Ari., 11/12/00 (20 att.)
116	Chuck Foreman vs. Chi., 9/23/73 (16 att.)
116	Adrian Peterson vs. Det., 12/2/07 (15 att.)
115	Bill Brown @ Dal., 9/25/66 (20 att.)
115	Dave Osborn vs. NYG, 11/15/67 (16 att.)
115	Robert Smith vs. Det., 10/31/93 (23 att.)
115	Robert Smith @ Pit., 9/24/95 (15 att.)
115	Scottie Graham @ Cinn., 12/24/95 (25 att.)
115	Robert Smith vs. Det., 11/30/00 (17 att.)
115	Matt Asiata vs. Det., 12/29/13 (14 att.)
114	Chuck Foreman @ Det., 10/7/73 (16 att.)
114	Michael Bennett @ T.B., 11/3/02 (10 att.)
113	Ted Brown @ Chi., 9/27/80 (22 att.)
113	Terry Allen vs. Mia., 9/25/94 (15 att.)
113	Terry Allen @ T.B., 10/30/94 (17 att.)
113	Robert Smith vs. Det., 9/1/96 (22 att.)
113	Michael Bennett vs. Tenn., 12/9/01 (16 att.)
113	Chester Taylor vs. Car., 11/7/06 (24 att.)
111	Latavius Murray vs. Bal., 10/22/17 (18 att.)
111	Adrian Peterson vs. G.B., 9/30/07 (12 att.)
111	Robert Smith vs. Det., 9/10/05 (20 att.)
111	Adrian Peterson vs. Det., 10/12/08 (25 att.)
111	Latavius Murray vs. Chi., 12/31/17 (20 att.)
111	Bill Brown vs. Chi., 9/29/68 (12 att.)
109	Ted Brown @ G.B., 9/27/81 (21 att.)
109	Robert Smith vs. Chi., 9/23/00 (14 att.)
109	Mewelde Moore @ N.O., 10/17/04 (15 att.)
109	Tony Gerhart at Was., 12/24/11 (11 att.)
109	Joe Webb at Det., 12/11/11 (7 att.)
108	Ted Brown @ Atl., 11/23/81 (16 att.)
108	Leroy Hood vs. Oak., 11/7/96 (20 att.)
108	Mo Williams vs. Chi., 9/14/03 (21 att.)
108	Adrian Peterson @ Chi., 11/25/12 (18 att.)
107	Chuck Foreman vs. Det., 10/19/75 (22 att.)
107	Robert Smith vs. Chi., 10/10/99 (12 att.)
107	Adrian Peterson vs. Buf., 12/5/10 (16 att.)
106	Bill Brown @ Bal., 11/16/64 (14 att.)
106	Dave Osborn @ Chi., 10/12/69 (15 att.)
106	Michael Bennett vs. Chi., 10/27/02 (29 att.)
106	Michael Bennett vs. Det., 11/6/05 (18 att.)
105	Alfred Anderson @ Phi., 9/9/84 (20 att.)
105	Leroy Hood vs. S.F., 10/24/99 (17 att.)
105	Adrian Peterson vs. Det., 12/7/08 (22 att.)
104	Tony Galbreath @ S.D., 10/9/83 (16 att.)
104	Robert Smith vs. S.D., 11/28/99 (16 att.)
104	Michael Bennett @ G.B., 12/30/01 (25 att.)
104	Adrian Peterson @ NYG, 12/27/15 (22 att.)
103	Bill Brown vs. Bal., 9/13/64 (20 att.)
103	Bill Brown @ NYG, 12/6/64 (18 att.)
103	Dave Osborn @ Atl., 10/29/67 (19 att.)
103	Darrin Nelson vs. T.B., 11/15/87 (17 att.)
103	Herschel Walker vs. Den., 9/29/91 (12 att.)
103	Robert Smith vs. Was., 10/18/98 (24 att.)
103	Robert Smith vs. Car., 11/19/00 (23 att.)
103	Michael Bennett vs. Sea., 12/7/03 (25 att.)
103	Adrian Peterson vs. Atl., 9/9/07 (19 att.)
103	Adrian Peterson @ G.B., 9/8/08 (19 att.)
103	Adrian Peterson vs. NYG, 12/28/08 (21 att.)
103	Jerick McKinnon @ Buf., 10/19/14 (19 att.)
103	Adrian Peterson @ Chi., 11/1/15 (20 att.)
102	Chuck Foreman @ Chi., 10/27/75 (26 att.)
102	Chuck Foreman vs. Atl., 11/1/75 (26 att.)
102	Robert Smith vs. Car., 11/6/96 (27 att.)
102	Mo Williams vs. Buf., 9/15/02 (17 att.)
102	Adrian Peterson @ K.C., 9/23/07 (25 att.)
102	Adrian Peterson @ Det., 9/30/12 (21 att.)
102	Cordell Patterson @ St.L., 9/7/14 (3 att.)
102	Tommy Mason @ G.B., 12/5/65 (21 att.)
101	Clinton Jones vs. Atl., 9/14/68 (17 att.)
101	Bill Brown vs. Det., 11/1/73 (19 att.)
101	Chuck Foreman @ G.B., 11/27/77 (26 att.)
101	Chuck Foreman @ Dal., 10/26/78 (22 att.)
101	Leroy Hood vs. T.B., 11/20/96 (20 att.)
101	Robert Smith vs. Det., 12/4/97 (20 att.)
101	Mewelde Moore vs. N.O., 9/25/05 (23 att.)
101	Robert Smith vs. Jax., 12/20/98 (19 att.)
101	Chester Taylor @ S.F., 12/9/07 (8 att.)
101	Chuck Foreman vs. G.B., 12/8/73 (19 att.)
100	Chuck Foreman vs. Sea., 11/14/76 (17 att.)
100	Ted Brown vs. Dal., 1/3/83 (29 att.)
100	Terry Allen vs. G.B., 12/27/92 (20 att.)
100	Adrian Peterson @ Chi., 9/15/13 (26 att.)

Career 100-Yard Rushing Games

No.	Player	W-L
49...	Adrian Peterson	33-15-1
29...	Robert Smith	22-7
17...	Chuck Foreman	16-1
9...	Michael Bennett	5-4
8...	Bill Brown	4-4
7...	Terry Allen	7-0
6...	Tommy Mason	2-4
6...	Dave Osborn	3-3

6...	Ted Brown	5-1
6...	Darrin Nelson	3-3
6...	Chester Taylor	6-0
4...	Herschel Walker	3-1
4...	Mewelde Moore	4-0
3...	Scottie Graham	2-1
3...	Leroy Hood	3-0
2...	Clinton Jones	2-0
2...	Alfred Anderson	1-1
2...	Mo Williams	1-1
2...	Ontario Smith	1-1
2...	Jerick McKinnon	1-1
2...	Latavius Murray	2-0
1...	Ray Hayes	1-0
1...	Mel Triplett	0-1
1...	Oscar Reed	0-1
1...	Tony Galbreath	1-0
1...	Artose Pinner	1-0
1...	Tony Gerhart	1-0
1...	Joe Webb	0-1
1...	Matt Asiata	1-0
1...	Cordell Patterson	1-0
1...	Dalvin Cook	1-0

PASSING

490	Tommy Kramer @ Was., 11/2/86 (20 of 35)
456	Tommy Kramer vs. Cle., 12/14/80 (38 of 49)
449	Joe Kapp vs. Bal., 9/28/69 (28 of 43)
446	Brett Favre @ Ari., 11/7/10 (36 of 47)
444	Tommy Kramer @ S.D., 10/11/87 (21 of 43)
442	Randall Cunningham @ G.B., 10/5/98 (20 of 32)
436	Tommy Kramer vs. Chi., 9/19/85 (28 of 55)
425	Daunte Culpepper @ N.O., 10/17/04 (26 of 37)
420	Warren Moon vs. N.O., 11/6/94 (33 of 57)
407	Fran Tarkenton @ S.D., 12/24/65 (21 of 34)
404	Daunte Culpepper @ Det., 12/19/04 (25 of 35)
400	Warren Moon vs. NYJ, 11/20/94 (33 of 50)
396	Daunte Culpepper @ Oak., 11/16/03 (27 of 49)
396	Daunte Culpepper @ Hou., 10/10/04 (36 of 50)
395	Tommy Kramer vs. Atl., 9/7/80 (30 of 42)
392	Brett Favre vs. Chi., 11/29/09 (32 of 48)
391	Wade Wilson vs. Det., 11/6/88 (28 of 35)
386	Tommy Kramer @ T.B., 10/7/84 (27 of 47)
384	Warren Moon @ Det., 12/23/95 (30 of 48)
384	Tommy Kramer vs. G.B., 12/29/81 (38 of 55)
382	Matt Cassel vs. Phi., 12/15/13 (26 of 35)
382	Sam Bradford @ G.B., 12/24/16 (34 of 50)
381	Christian Ponder vs. Den., 12/4/11 (29 of 47)
374	Wade Wilson @ T.B., 12/16/90 (24 of 39)
374	Jeff George @ S.D., 11/14/95 (25 of 44)
370	Daunte Culpepper @ S.D., 11/9/03 (32 of 44)
369	Sean Keenum vs. T.B., 9/14/17 (25 of 33)
366	Sean Salisbury @ Den., 11/24/93 (19 of 37)
364	Randall Cunningham vs. Oak., 9/19/99 (23 of 39)
363	Jeff George vs. S.D., 11/28/99 (28 of 43)
363	Daunte Culpepper @ G.B., 11/14/04 (27 of 44)
361	Steve Dils @ T.B., 9/5/81 (37 of 62)
361	Wade Wilson vs. N.O., 12/21/86 (24 of 39)
360	Daunte Culpepper vs. Chi., 9/26/04 (19 of 30)
359	Randall Cunningham @ Dal., 11/26/98 (17 of 35)
357	Daunte Culpepper vs. Car., 11/9/00 (22 of 29)
355	Warren Moon @ Ari., 10/2/94 (23 of 47)
352	Daunte Culpepper @ T.B., 11/10/00 (23 of 37)
352	Christian Ponder @ Was., 10/14/12 (35 of 52)
349	Warren Moon @ N.E., 11/13/94 (26 of 42)
349	Randall Cunningham vs. Chi., 12/6/98 (21 of 31)
348	Todd Bouman vs. Tenn., 12/9/01 (21 of 31)
347	Fran Tarkenton @ Was., 11/30/75 (27 of 37)
347	Fran Tarkenton vs. Det., 11/7/76 (17 of 25)
347	Sean Salisbury vs. T.B., 9/14/92 (29 of 47)
346	Sam Bradford vs. N.O., 9/11/17 (27 of 32)
345	Randall Cunningham @ Bal., 12/13/98 (32 of 55)
344	Brett Favre vs. Det., 11/15/09 (20 of 29)
343	Tommy Kramer @ St.L., 10/25/81 (25 of 55)
343	Daunte Culpepper @ Phi., 9/20/04 (37 of 47)
342	Tommy Kramer vs. Chi., 11/28/82 (26 of 35)
342	Warren Moon vs. Mia., 9/25/94 (26 of 37)
339	Wade Wilson vs. T.B., 11/30/86 (22 of 33)
338	Warren Moon vs. N.O., 11/19/95 (25 of 32)
335	Wade Wilson @ T.B., 10/23/88 (22 of 30)
335	Daunte Culpepper vs. G.B., 12/17/00 (23 of 38)
333	Teddy Bridgewater @ Ari., 12/10/15 (25 of 36)
334	Dan Johnson vs. T.B., 9/14/97 (24 of 43)
334	Brett Favre @ Pit., 10/25/09 (34 of 51)
333	Tommy Kramer vs. Det., 9/20/81 (25 of 42)
332	Warren Moon @ T.B., 10/15/95 (33 of 48)
332	Daunte Culpepper @ N.O., 10/7/01 (23 of 34)
330	Tommy Kramer @ Atl., 11/23/81 (24 of 47)
330	Daunte Culpepper @ St.L., 11/30/03 (33 of 47)
328	Tommy Kramer vs. NYJ, 12/26/82 (32 of 56)
328	Fran Tarkenton @ La. Rams, 10/16/66 (21 of 31)
326	Warren Moon vs. Mia., 9/25/94 (26 of 37)
324	Tommy Kramer vs. T.B., 11/16/80 (24 of 37)
324	Tommy Kramer @ S.F., 10/12/86 (26 of 41)
322	Daunte Culpepper vs. T.B., 9/30/01 (30 of 46)
321	Tommy Kramer vs. Phi., 12/22/81 (21 of 36)
321	Brett Favre @ Chi., 12/18/09 (26 of 40)
319	Fran Tarkenton @ La. Rams, 11/19/72 (14 of 28)

318	Rich Gannon @ Cinn., 9/27/92 (25 of 32)
317	Fran Tarkenton vs. N.O., 12/1/85 (20 of 29)
316	Rich Gannon @ N.E., 10/20/91 (35 of 63)
315	Teddy Bridgewater vs. Atl., 9/28/14 (19 of 30)
316	Fran Tarkenton @ Oak., 12/17/78 (23 of 38)
316	Brad Johnson vs. N.O., 11/8/98 (28 of 38)
316	Brett Favre vs. NYG., 1/2/10 (25 of 31)
316	Teddy Bridgewater @ Det., 10/25/15 (25 of 35)
315	Tommy Kramer @ Atl., 12/15/85 (22 of 43)
315	Teddy Bridgewater @ Det., 12/14/14 (23 of 37)
314	Steve Dils @ St.L., 10/30/83 (27 of 38)
313	Daunte Culpepper @ T.B., 12/29/00 (29 of 53)
312	Brad Johnson @ NYJ, 11/23/97 (24 of 35)
312	Daunte Culpepper @ N.O., 12/15/02 (26 of 36)
312	Daunte Culpepper @ Det., 12/29/02 (21 of 29)
311	Fran Tarkenton vs. Chi., 9/20/64 (22 of 34)
311	Tommy Kramer vs. S.D., 10/16/82 (31 of 46)
309	Tommy Kramer vs. T.B., 12/8/85 (21 of 36)
309	Wade Wilson @ G.B., 11/26/89 (23 of 38)
309	Randall Cunningham vs. Chi., 10/10/93 (25 of 47)
309	Teddy Bridgewater vs. NYJ., 12/17/14 (19 of 27)
308	Tommy Kramer @ N.E., 12/16/79 (35 of 61)
307	Fran Tarkenton @ N.O., 11/16/75 (25 of 39)
307	Sam Bradford vs. Wash., 11/12/14 (24 of 40)
306	Warren Moon vs. Chi., 12/1/94 (27 of 48)
304	Case Keenum @ Wash., 11/12/17 (21 of 29)
303	Steve Dils vs. C.B., 11/13/83 (21 of 37)
303	Wade Wilson vs. Ginn., 12/25/89 (19 of 35)
302	Daunte Culpepper vs. Ari., 11/22/00 (25 of 32)
301	Brett Favre vs. S.F., 9/27/09 (24 of 46)
300	Daunte Culpepper vs. N.O., 9/25/05 (21 of 29)

Career 300-Yard Passing Games

No. Player	W-L
19...Tommy Kramer.....	9-10
19...Daunte Culpepper.....	11-8
10...Warren Moon.....	5-5
9...Fran Tarkenton.....	6-9
7...Brett Favre.....	2-1
7...Wade Wilson.....	5-2
6...Randall Cunningham.....	4-2
5... Teddy Bridgewater.....	3-2
3...Steve Dils.....	0-3
3...Brad Johnson.....	1-2
3... Sam Bradford.....	1-2
2...Rich Gannon.....	1-1
2...Sean Salisbury.....	1-1
2...Jeff George.....	2-0
2...Christian Ponder.....	0-2
2... Case Keenum.....	2-0
1...Joe Kapp.....	1-0
1...Todd Bouillon.....	1-0
1...Matt Cassel.....	1-0

RECEIVING

210	Sammy White vs. Det., 11/7/76 (7 rec.)
204	Randy Moss @ Chi., 11/14/99 (12 rec.)
202	Paul Flatley @ S.F., 10/24/65 (7 rec.)
202	Adam Thielen vs. G.B., 9/28/14 (12 rec.)
201	Sidney Rice vs. Det., 11/15/09 (7 rec.)
190	Randy Moss @ G.B., 10/5/98 (5 rec.)
188	Anthony Carter vs. Det., 11/6/88 (8 rec.)
188	Anthony Carter @ Wash., 11/17/88 (8 rec.)
182	Stefon Diggs vs. G.B., 9/18/15 (6 rec.)
179	Steve Jordan @ Was., 11/2/86 (6 rec.)
177	Sammy White vs. Chi., 11/28/82 (10 rec.)
173	Stefon Diggs vs. T.B., 9/24/17 (8 rec.)
173	Sidney Rice vs. Bal., 10/18/09 (6 rec.)
174	Paul Flatley vs. Det., 11/24/63 (6 rec.)
172	Gene Washington vs. Bal., 9/28/69 (6 rec.)
172	Randy Moss vs. S.F., 9/28/03 (6 rec.)
171	Randy Moss vs. NYG, 11/19/01 (10 rec.)
168	Cris Carter vs. Mia., 9/10/00 (9 rec.)
168	Randy Moss @ Det., 10/1/00 (7 rec.)
167	Cris Carter @ Ari., 10/2/94 (14 rec.)
166	Adam Thielen @ Wash., 11/12/17 (8 rec.)
161	Anthony Carter vs. S.D., 11/7/93 (3 rec.)
164	Stefon Diggs vs. Atl., 11/18/16 (13 rec.)
163	Randy Moss @ Dal., 11/26/98 (3 rec.)
163	Greg Jennings vs. Phil., 12/15/13 (11 rec.)
162	Hassan Jones @ T.B., 12/16/90 (6 rec.)
160	Ahmad Rashad vs. Atl., 9/7/80 (11 rec.)
160	Randy Moss @ St.L., 11/30/03 (10 rec.)
159	Leo Lewis @ Was., 11/2/86 (3 rec.)
158	Randy Moss vs. Tenn, 12/9/01 (7 rec.)
157	Cris Carter @ Ari., 11/12/95 (12 rec.)
157	Jake Reed vs. N.O., 11/6/94 (8 rec.)
157	Adam Thielen vs. N.O., 9/11/17 (9 rec.)
156	Paul Flatley vs. Bal., 11/17/63 (6 rec.)
156	Percy Harvin vs. Det., 12/4/11 (8 rec.)
155	Randy Moss vs. Det., 1/2/00 (5 rec.)
153	Jake Reed vs. Chi., 10/28/96 (11 rec.)
153	Randy Moss vs. G.B., 11/22/98 (8 rec.)
152	Gene Washington @ NYG, 9/23/69 (7 rec.)
152	Ahmad Rashad vs. S.F., 9/27/79 (3 rec.)
151	Ahmad Rashad @ Atl., 11/3/81 (9 rec.)
151	Cris Carter @ Phil., 10/15/90 (6 rec.)
151	Cris Carter vs. N.O., 11/6/94 (12 rec.)

151	Randy Moss vs. Den., 10/19/03 (10 rec.)
146	jake Reed @ NYJ, 11/23/97 (8 rec.)
150	Randy Moss @ G.B., 9/7/03 (9 rec.)
150	Marcus Robinson @ Hou., 10/10/04 (9 rec.)
146	jake Reed @ Det., 11/23/95 (6 rec.)
148	jake Reed @ Atl., 9/18/96 (4 rec.)
148	Koren Robinson @ Det., 12/4/05 (4 rec.)
146	Anthony Carter vs. Den., 11/4/90 (5 rec.)
144	Anthony Carter @ Atl., 12/15/85 (7 rec.)
144	James Brim vs. G.B., 10/4/87 (6 rec.)
144	Cris Carter @ Den., 10/31/99 (8 rec.)
144	Randy Moss @ Dal., 11/23/00 (7 rec.)
144	Randy Moss @ Pit., 12/2/01 (8 rec.)
144	Randy Moss @ Det., 12/16/01 (7 rec.)
142	Jim Phillips vs. LA, 10/16/66 (6 rec.)
142	Ahmad Rashad vs. Cle., 12/14/80 (9 rec.)
142	Sammy White @ Buf., 9/16/82 (9 rec.)
142	Qadry Ismail vs. N.O., 11/19/95 (5 rec.)
142	Cris Carter @ Sea., 11/10/96 (7 rec.)
141	Anthony Carter @ G.B., 10/28/90 (9 rec.)
141	Cris Carter @ Chi., 11/14/99 (9 rec.)
141	Nate Burleson @ G.B., 11/14/04 (11 rec.)
141	Cordalele Patterson @ Bal., 12/18/13 (5 rec.)
141	Ted Brown vs. Det., 11/9/00 (10 rec.)
140	Sammy White vs. Oak., 9/23/85 (6 rec.)
140	Hassan Jones vs. Pit., 9/21/86 (6 rec.)
140	Jerome Simpson @ Det., 9/8/13 (7 rec.)
139	John Gilliam vs. Chi., 11/25/73 (5 rec.)
139	John Gilliam @ N.O., 11/16/75 (6 rec.)
139	Sammy White @ LA Rams, 9/19/76 (9 rec.)
139	Ahmad Rashad @ Det., 12/18/77 (8 rec.)
138	Cris Carter vs. Car., 11/19/00 (8 rec.)
137	Ray Poage vs. S.F., 9/29/63 (4 rec.)
137	John Henderson @ Bos., 12/13/70 (8 rec.)
137	Darrin Nelson vs. G.B., 11/13/83 (7 rec.)
137	Cris Carter vs. N.O., 11/19/95 (12 rec.)
136	Jim Lash vs. G.B., 11/17/74 (6 rec.)
136	Ahmad Rashad vs. G.B., 9/23/79 (9 rec.)
136	Cris Carter vs. T.B., 12/3/95 (6 rec.)
136	Cris Carter vs. S.D., 11/28/99 (11 rec.)
136	Randy Moss vs. G.B., 12/17/00 (4 rec.)
136	Visanthe Shiancoe vs. Atl., 12/21/08 (7 rec.)
136	Sidney Rice @ Pit., 10/25/09 (10 rec.)
135	Cris Carter @ Dal., 11/26/98 (7 rec.)
134	Rickey Young @ N.O., 9/3/78 (12 rec.)
134	Cris Carter @ Den., 11/14/93 (6 rec.)
134	jake Reed @ Oak., 11/7/96 (4 rec.)
134	jake Reed vs. Phil., 9/28/97 (6 rec.)
134	Randy Moss vs. Atl., 12/1/02 (9 rec.)
134	Nate Burleson @ N.O., 10/17/04 (5 rec.)
134	Nate Burleson @ Det., 12/19/04 (5 rec.)
133	Paul Flatley vs. G.B., 11/21/65 (6 rec.)
133	Gene Washington @ Chi., 10/27/68 (6 rec.)
133	Randy Moss vs. Sea., 12/7/03 (8 rec.)
133	Percy Harvin @ Was., 10/14/12 (11 rec.)
132	Mike Jones @ LA Raiders, 10/14/84 (5 rec.)
132	Anthony Carter vs. Phil., 12/22/85 (6 rec.)
132	Hassan Jones @ Dal., 11/13/88 (3 rec.)
132	Jarius Wright vs. Atl., 9/28/14 (8 rec.)
131	Chuck Foreman @ Dal., 10/6/74 (5 rec.)
131	Sammy White vs. Dal., 10/7/79 (7 rec.)
131	jake Reed vs. T.B., 9/14/98 (6 rec.)
131	Randy Moss vs. T.B., 12/20/99 (5 rec.)
131	Cris Carter @ NYG, 12/26/99 (5 rec.)
131	Bernard Berrian vs. Det., 10/12/08 (5 rec.)
130	Charley Ferguson @ Chi., 11/11/62 (3 rec.)
130	Leo Lewis vs. Was., 11/29/84 (7 rec.)
130	Randy Moss @ G.B., 11/6/00 (6 rec.)
129	John Henderson @ Atl., 12/20/70 (7 rec.)
129	John Gilliam vs. Det., 11/1/73 (5 rec.)
129	jake Reed vs. G.B., 9/22/96 (7 rec.)
129	Stefon Diggs vs. K.C., 10/18/15 (7 rec.)
128	Bill Brown @ Chi., 12/13/64 (3 rec.)
127	Cris Carter vs. LA Raiders, 12/22/90 (8 rec.)
127	jake Reed vs. Mia., 9/25/94 (9 rec.)
127	Randy Moss vs. S.D., 11/28/99 (7 rec.)
127	Adam Thielen vs. Hou., 10/9/16 (7 rec.)
126	Bob Grim @ Det., 9/20/71 (7 rec.)
126	Moe Williams @ S.D., 11/9/03 (11 rec.)
126	Percy Harvin vs. Ari., 11/7/10 (9 rec.)
125	Randy Moss @ Det., 10/17/98 (10 rec.)
125	Randy Moss vs. NYG, 10/26/03 (7 rec.)
124	Anthony Carter @ Phil., 12/1/85 (5 rec.)
124	Cris Carter @ Cinn., 9/27/92 (11 rec.)
124	Cris Carter vs. Chi., 12/11/94 (9 rec.)
124	Cris Carter vs. Cle., 12/9/95 (8 rec.)
123	Jerome Simpson vs. Pit., 9/29/13 (7 rec.)
123	Gordon Smith @ S.F., 11/26/61 (3 rec.)
123	Anthony Carter @ T.B., 12/23/88 (6 rec.)
123	Anthony Carter vs. Hou., 9/10/89 (7 rec.)
123	Jarius Wright vs. NYJ, 12/17/14 (4 rec.)
123	Adam Thielen vs. L.A.R., 11/19/17 (6 rec.)
122	Gene Washington @ Chi., 10/11/70 (8 rec.)
122	Randy Moss vs. Chi., 10/10/99 (8 rec.)
122	Bernard Berrian vs. Chi., 11/30/08 (4 rec.)
122	Ahmad Rashad vs. T.B., 12/14/77 (8 rec.)
121	jake Reed vs. NYJ, 11/20/94 (5 rec.)
121	Cris Carter @ Buf., 8/31/97 (8 rec.)
120	Sammy White @ Mia., 12/11/76 (9 rec.)

120	Sammy White vs. T.B., 11/16/80 (6 rec.)
120	Terry LeCount @ S.D., 10/11/81 (6 rec.)
120	Sammy White @ St.L. Cards, 10/25/81 (7 rec.)
120	Randy Moss vs. T.B., 10/3/99 (4 rec.)
120	Randy Moss @ S.D., 11/3/03 (11 rec.)
119	Tommy Mason vs. LA Rams, 11/25/62 (5 rec.)
119	Gene Washington vs. Cle., 11/9/69 (7 rec.)
119	jake Reed @ G.B., 9/21/97 (8 rec.)
119	Cris Carter @ G.B., 10/5/98 (8 rec.)
119	Cris Carter vs. Ari., 11/2/00 (11 rec.)
119	Randy Moss vs. Chi., 10/2/02 (9 rec.)
119	Randy Moss vs. Chi., 9/26/04 (7 rec.)
119	Hugh McElhenny vs. G.B., 10/14/62 (5 rec.)
118	Paul Flatley vs. Chi., 10/2/66 (5 rec.)
118	Sam McCullum @ K.C., 12/14/74 (6 rec.)
118	Chuck Foreman vs. NYG, 10/17/76 (8 rec.)
118	Anthony Carter vs. Cinn., 12/25/89 (7 rec.)
118	Cris Carter vs. Phoe. Cards, 10/13/91 (6 rec.)
118	jake Reed @ Chi., 9/17/97 (12 rec.)
118	Randy Moss vs. T.B., 10/9/00 (5 rec.)
118	John Gilliam vs. N.E., 10/17/04 (5 rec.)
117	Ahmad Rashad vs. T.B., 10/28/79 (7 rec.)
117	Anthony Carter @ LA Rams, 9/20/87 (4 rec.)
117	Jake Reed vs. G.B., 11/12/00 (5 rec.)
117	Qadry Ismail @ NYG, 10/10/91 (6 rec.)
117	Kyle Rudolph vs. Chi., 11/17/11 (11 rec.)
116	Bill Brown @ LA Rams, 11/19/72 (5 rec.)
116	John Gilliam vs. Phil., 10/21/73 (6 rec.)
116	Rickey Young @ N.E., 12/19/75 (15 rec.)
116	Cris Carter vs. N.E., 12/1/97 (8 rec.)
116	Cris Carter vs. Dal., 11/8/99 (9 rec.)
115	Ahmad Rashad @ Oak., 12/17/78 (5 rec.)
115	Ted Brown vs. Det., 9/20/81 (9 rec.)
115	Joe Senser vs. NYJ, 12/26/82 (10 rec.)
115	Cris Carter vs. Hou. Oilers, 10/8/95 (12 rec.)
115	Cris Carter @ T.B., 10/29/00 (7 rec.)
115	Randy Moss vs. G.B., 11/17/02 (6 rec.)
115	Kelly Campbell @ Oak., 11/16/03 (4 rec.)
115	Percy Harvin vs. Chi., 12/1/10 (11 rec.)
114	Cris Carter @ N.E., 10/20/91 (10 rec.)
114	Jerick McKinnon vs. Cinn., 12/17/17 (7 rec.)
113	Tommy Mason vs. Phil., 10/28/62 (4 rec.)
113	Anthony Carter vs. Phil., 9/25/88 (6 rec.)
113	Cris Carter @ Was., 12/31/93 (7 rec.)
113	Randy Moss @ N.O., 12/15/02 (11 rec.)
112	Jerry Reichow vs. LA Rams, 12/3/61 (6 rec.)
112	Jim Lash vs. N.O., 12/1/74 (3 rec.)
112	Sammy White @ Chi., 12/6/81 (8 rec.)
112	Steve Jordan vs. G.B., 9/28/86 (6 rec.)
112	Cris Carter vs. G.B., 12/21/91 (7 rec.)
112	Sidney Rice vs. NYG., 11/15/09 (7 rec.)
111	John Gilliam vs. N.O., 11/5/72 (4 rec.)
111	John Gilliam vs. Chi., 12/3/72 (5 rec.)
111	Anthony Carter @ Det., 11/9/86 (5 rec.)
111	Cris Carter vs. Det., 12/24/91 (7 rec.)
111	Anthony Carter @ Den., 11/14/93 (4 rec.)
111	Cris Carter @ Buf., 12/11/94 (9 rec.)
111	jake Reed @ Cinn., 12/24/95 (5 rec.)
111	Cris Carter @ Chi., 10/15/00 (7 rec.)
111	Cris Carter vs. Det., 10/14/01 (8 rec.)
111	Randy Moss vs. Buf., 9/15/02 (11 rec.)
111	Randy Moss vs. K.C., 12/20/03 (7 rec.)
111	Michael Jenkins vs. G.B., 10/23/11 (3 rec.)
110	Tony Galtbreath vs. T.B., 11/6/83 (11 rec.)
110	Mike Jones @ T.B., 10/7/84 (6 rec.)
110	Terry Allen @ LA Rams, 11/29/92 (10 rec.)
110	Randy Moss vs. Buf., 10/22/00 (5 rec.)
110	Randy Moss vs. Mia., 12/21/02 (6 rec.)
110	Nate Burleson vs. G.B., 12/24/04 (2 rec.)
110	Bernard Berrian @ N.O., 10/6/08 (6 rec.)
109	Bill Brown vs. St.L., 10/8/67 (3 rec.)
109	John Gilliam @ Det., 9/24/72 (4 rec.)
109	John Gilliam vs. N.O., 12/1/74 (5 rec.)
109	Ahmad Rashad vs. Chi., 10/10/76 (7 rec.)
109	Ted Brown @ S.D., 10/11/81 (5 rec.)
109	Anthony Carter vs. Det., 10/15/92 (5 rec.)
109	Cris Carter vs. Was., 10/18/98 (4 rec.)
109	Randy Moss @ Det., 12/29/02 (6 rec.)
108	jake Reed @ G.B., 9/26/99 (6 rec.)
108	Percy Harvin vs. Ten., 10/7/12 (8 rec.)
108	Stefon Diggs @ Det., 10/25/15 (8 rec.)
107	Paul Flatley @ G.B., 12/12/63 (3 rec.)
107	John Gilliam @ S.F., 10/14/73 (7 rec.)
107	Ahmad Rashad vs. Phil., 12/3/78 (9 rec.)
107	Terry LeCount vs. S.F., 9/8/83 (5 rec.)
107	Sammy White @ Dal., 10/2/83 (3 rec.)
107	jake Reed vs. Dal., 9/17/95 (7 rec.)
107	Cris Carter @ Chi., 9/17/97 (9 rec.)
107	Cris Carter vs. Buf., 10/22/00 (7 rec.)
106	Charley Ferguson @ Pit., 11/3/62 (4 rec.)
106	Ray Poage vs. G.B., 10/13/63 (3 rec.)
106	John Gilliam @ G.B., 10/29/72 (5 rec.)
106	Chuck Foreman @ N.O., 9/12/76 (7 rec.)
106	Hassan Jones @ G.B., 9/28/86 (6 rec.)
106	Anthony Carter vs. Chi., 12/6/87 (3 rec.)
106	Anthony Carter @ T.B., 12/12/88 (3 rec.)
106	Cris Carter @ G.B., 12/19/93 (6 rec.)
106	Randy Moss vs. Chi., 12/6/98 (8 rec.)
106	Randy Moss vs. Car., 11/19/00 (5 rec.)

106	Kyle Rudolph vs. G.B., 11/22/15 (6 rec.)
105	Paul Flatley vs. L.A Rams, 11/7/65 (5 rec.)
105	John Gilliam @ L.A Rams, 11/19/72 (4 rec.)
105	Chuck Foreman vs. NYJ, 10/12/75 (9 rec.)
105	Cris Carter @ NYJ, 11/23/97 (6 rec.)
105	Sidney Rice vs. Buf., 12/5/10 (5 rec.)
105	Adam Thielen @ Car., 12/10/17 (6 rec.)
104	Sammy White vs. Det., 10/9/77 (4 rec.)
104	Mike Jones vs. T.B., 12/8/85 (4 rec.)
104	Anthony Carter @ T.B., 11/21/93 (9 rec.)
104	Randy Moss vs. Ari., 11/12/00 (7 rec.)
104	Onterio Smith vs. Chi., 9/26/04 (6 rec.)
104	Randy Moss vs. Seattle, 12/12/04 (4 rec.)
104	Bernard Berrian vs. Hou., 11/2/08 (2 rec.)
104	Percy Harvin @ N.E., 10/31/10 (6 rec.)
104	Percy Harvin @ Ind., 9/16/12 (12 rec.)
103	Jerry Reichow vs. Chi., 9/17/61 (3 rec.)
103	Tom Hall @ G.B., 10/4/64 (7 rec.)
103	Ahmad Rashad @ S.F., 11/19/76 (6 rec.)
103	Anthony Carter @ G.B., 11/26/89 (6 rec.)
103	Hassan Jones vs. N.O., 9/16/90 (4 rec.)
103	Charles Johnson vs. NYJ., 12/7/14 (4 rec.)
103	Stefon Diggs @ Tenn., 9/11/16 (7 rec.)
102	John Gilliam vs. Hou., 11/10/74 (2 rec.)
102	Ahmad Rashad @ L.A Rams, 12/2/79 (6 rec.)
102	Anthony Carter vs. Chi., 9/19/85 (4 rec.)
102	Anthony Carter @ Det., 11/17/85 (6 rec.)
102	Randy Moss @ Det., 12/19/04 (4 rec.)
102	Troy Williamson vs. Car., 4/17/06 (6 rec.)
101	Gene Washington @ Bos., 12/13/70 (7 rec.)
101	Bob Grim @ G.B., 10/17/71 (7 rec.)
101	Joe Senser vs. T.B., 11/8/81 (8 rec.)
101	Leo Lewis @ Det., 9/23/84 (5 rec.)
101	Hassan Jones vs. T.B., 9/30/90 (5 rec.)
101	Adrian Cooper vs. NYJ, 11/20/94 (7 rec.)
101	Qadry Ismail vs. T.B., 11/27/94 (6 rec.)
101	Percy Harvin vs. Chi., 11/29/09 (6 rec.)

101	Adam Thielen @ Jack., 12/11/16 (4 rec.)
100	Sammy White @ Det., 9/30/79 (6 rec.)
100	Joe Senser @ S.D., 10/11/81 (7 rec.)
100	Joe Senser @ St L Cards, 10/25/81 (5 rec.)
100	Hassan Jones vs. N.O., 12/21/86 (5 rec.)
100	Cris Carter vs. NYJ, 11/20/94 (9 rec.)
100	Jake Reed vs. Oak., 9/19/99 (5 rec.)
100	Percy Harvin @ Phi., 12/26/10 (7 rec.)

Career 100-Yard Receiving Games

No. Player	WFL
41...	Randy Moss29-12
40...	Cris Carter30-10
22...	Anthony Carter12-10
18...	Jake Reed7-11
13...	John Gilliam12-1
13...	Sammy White6-6-1
13...	Ahmad Rashad8-5
9...	Percy Harvin5-4
7...	Paul Flatley3-4
7...	Hassan Jones5-2
7...	Adam Thielen6-1
6...	Gene Washington4-2
6...	Stefon Diggs5-1
5...	Sidney Rice4-1
4...	Bernard Berrian4-0
4...	Chuck Foreman4-0
4...	Joe Senser2-2
4...	Nate Burleson2-2
3...	Qadry Ismail2-1
3...	Bill Brown2-1
3...	Ted Brown3-0
3...	Leo Lewis1-2
3...	Mike Jones2-1
2...	Jerry Reichow2-0
2...	Tommy Mason1-1
2...	Charley Ferguson0-2

2....	Ray Poage1-1
2....	John Henderson2-0
2....	Bob Grim2-0
2....	Jim Lash2-0
2....	Rickey Young0-2
2....	Steve Jordan1-1
2....	Steve Jordan1-1
2....	Jerome Simpson1-1
2....	Jarius Wright2-0
2....	Kyle Rudolph1-1
1....	Kordie Smith0-1
1....	Hugh McElhenry0-1
1....	Tom Hall1-0
1....	Jim Phillips1-0
1....	Sam McCullum1-0
1....	Terry Allen1-0
1....	Tony Galbreath0-1
1....	Darrin Nelson0-1
1....	James Brim0-1
1....	Adrian Cooper0-1
1....	Moe Williams0-1
1....	Kelly Campbell0-1
1....	Marcus Robinson1-0
1....	Onterio Smith1-0
1....	Koren Robinson1-0
1....	Troy Williamson1-0
1....	Visanthe Shiancoe0-1
1....	Michael Jenkins0-1
1....	Cord Jennings1-0
1....	Cordell Patterson1-0
1....	Charles Johnson1-0
1....	Jerick McKinnon1-0

BOLD - Active in 2017 for Vikings

VIKINGS ALL-TIME SCORING

PLAYER	YRS	TOR	TDP	TDRt	FGM/FGA (type of return)	1PT	2PT	SAF	POINTS
Fred Cox, K, 1963-77	15	0	0	0	282/455	519/539	0	0	1,365
Cris Carter, WR, 1990-2001	12	0	110	0	-/-	-/-	5	0	670
Ryan Longwell, K, 2006-11	6	0	0	0	135/157	228/233	0	0	633
Adrian Peterson, RB, 2007-16	10	97	5	0	-/-	-/-	1	0	614
Fuad Revez, K, 1990-95	6	0	0	0	133/171	199/201	0	0	598
Randy Moss, WR, 1998-2004, '10	8	0	92	1	(1 PR)	-/-	3	0	564
Blair Walsh, K, 2012-16	5	0	0	0	133/158	156/165	0	0	555
Gary Anderson, K, 1998-2002	5	0	0	0	109/129	215/217	0	0	542
Bill Brown, RB, 1962-74	13	52	23	1	(1 KO)	-/-	0	0	456
Chuck Foreman, RB, 1973-79	7	52	23	0	-/-	-/-	0	0	450
Rick Danmeier, K, 1978-83	6	0	0	0	70/106	154/167	0	0	364
Anthony Carter, WR, 1985-93	9	2	52	0	-/-	-/-	0	0	324
Ted Brown, RB, 1979-86	8	40	13	0	-/-	-/-	0	0	318
Sammy White, WR, 1976-86	11	0	50	0	-/-	-/-	0	0	300
Chuck Nelson, K, 1986-88	3	0	0	0	55/77	128/133	0	0	293
Tommy Mason, RB, 1961-66	6	28	11	0	-/-	-/-	0	0	234
Robert Smith, RB, 1993-2000	8	32	6	0	-/-	-/-	1	0	230
Kyle Rudolph, TE, 2011-17	7	0	37	0	-/-	-/-	1	0	224
Dave Osborn, RB, 1965-75	11	29	7	0	-/-	-/-	0	0	216
Ahmad Rashad, WR, 1976-82	7	0	34	0	-/-	-/-	0	0	204
Jake Reed, WR, 1991-99, 2001	10	0	33	0	-/-	-/-	1	0	200
Kai Forbath, K, 2016-17	2	0	0	0	47/53	45/53	0	0	188
Daunte Culpepper, QB, 1999-2005	7	29	0	0	-/-	-/-	4	0	182
Jan Stenerud, K, 1984-85	2	0	0	0	35/49	71/74	0	0	176
Percy Harvin, WR, 2009-12	4	4	20	5	(5 KR)	-/-	1	0	176
Steve Jordan, TE, 1982-94	13	1	28	0	-/-	-/-	0	0	174
John Gilliam, WR, 1972-75	4	1	27	0	-/-	-/-	0	0	168
Alfred Anderson, RB, 1984-91	8	22	5	0	-/-	-/-	0	0	162
Leroy Hoard, RB, 1996-99	4	26	1	0	-/-	-/-	0	0	162
Terry Allen, RB, 1990-94	5	23	3	0	-/-	-/-	0	0	158
Moe Williams, RB, 1996-2000, '02-05	9	21	4	1	(1 KR)	-/-	1	0	158
Herschel Walker, RB, 1989-91	3	20	5	1	(1 KR)	-/-	0	0	156
Rickey Young, RB, 1978-83	6	10	14	0	-/-	-/-	0	0	144
Hassan Jones, WR, 1986-92	7	0	24	0	-/-	-/-	0	0	144
Visanthe Shiancoe, TE, 2007-11	5	0	24	0	-/-	-/-	0	0	144
Gene Washington, WR, 1967-72	6	0	23	0	-/-	-/-	0	0	138
Darrin Nelson, RB, 1982-89, 91-92	10	18	5	0	-/-	-/-	0	0	138
Fran Tarkenton, QB, 1961-66, 72-78	13	22	0	0	-/-	-/-	0	0	132
Chester Taylor, RB, 2006-09	4	18	3	0	-/-	-/-	0	0	126
Clinton Jones, RB, 1967-72	6	19	0	1	(1 KR)	-/-	0	0	120
Rich Karlis, K, 1989	1	0	0	0	31/39	27/28	0	0	120
Matt Asiata, RB, 2012-16	5	18	1	0	-/-	-/-	2	0	118
Jerry Reichow, WR, 1961-64	4	0	19	0	-/-	-/-	0	0	114
Allen Rice, RB, 1984-90	7	13	6	0	-/-	-/-	0	0	114
Sidney Rice, WR, 2007-10	4	0	18	0	-/-	-/-	0	0	108
Stu Voigt, TE, 1970-80	11	1	17	0	-/-	-/-	0	0	108
Benny Ricardo, K, 1983-84	2	0	0	0	25/33	33/34	0	0	108
Paul Edinger, K, 2005	1	0	0	0	25/34	31/31	0	0	106
Marcus Robinson, WR, 2004-06	3	0	17	1	-/-	-/-	1	0	104
Paul Flatley, WR, 1963-67	5	0	17	0	-/-	-/-	0	0	102
Leo Lewis, WR, 1981-91	11	0	16	1	(1 PR)	-/-	0	0	102
Michael Bennett, RB, 2001-2005	5	12	5	0	-/-	-/-	0	0	102

PLAYER	YRS	TDR	TDP	TDRt	FGM/FGA (type of return)	1PT	2PT	SAF	POINTS
Aaron Elling, K, 2003-04	2	0	0	0	18/25	48/48	0	0	102
Morten Andersen, K, 2004	1	0	0	0	18/22	45/45	0	0	99
Joe Senser, TE, 1979-84	6	0	16	0	-/-	-/-	0	0	96
Scott Sisson, K, 1996	1	0	0	0	22/29	30/30	0	0	96
Cordarrelle Patterson, WR, 2013-16	4	4	7	5	(5 KR)	-/-	0	0	96
Stefon Diggs, WR, 2015-17	3	0	15	0	-/-	0	0	0	90
Nate Burleson, WR, 2003-05	3	0	12	1	(1 PR)	-/-	1	0	80
Gordon Smith, TE, 1961-65	5	0	13	0	-/-	-/-	0	0	78
John Beasley, TE, 1967-73	7	0	12	1	(1 FR)	-/-	0	0	78
Rick Fenney, RB, 1987-91	5	11	2	0	-/-	-/-	0	0	78
Jerick McKinnon, 2014-17	4	7	5	0	-/-	-/-	2	0	76
Bernard Berrian, WR, 2008-11	4	0	11	1	-/-	-/-	0	0	72
Qadry Ismail, WR, 1993-96	4	0	12	0	-/-	-/-	0	0	72
Mike Mercer, K, 1961-62	2	0	0	0	9/26	39/40	0	0	66
Jim Lindsey, RB, 1966-72	7	6	4	1	(1 FR)	-/-	0	0	66
Oscar Reed, RB, 1968-74	7	8	3	0	-/-	-/-	0	0	66
Ed Marinaro, RB, 1972-75	4	4	7	0	-/-	-/-	0	0	66
Adam Thielen, WR, 2014-17	4	0	10	1	(1 BP)	-/-	0	0	66
Jim Christopherson, K, 1962	1	0	0	0	11/20	28/28	0	0	61
Donald Igwebuikie, K, 1990	1	0	0	0	14/16	19/19	0	0	61
Brent McClanahan, RB, 1973-80	8	6	4	0	-/-	-/-	0	0	60
Greg Jennings, WR, 2013-14	2	0	10	0	-/-	-/-	0	0	60
Jarius Wright, WR, 2012-17	6	0	10	0	-/-	-/-	0	0	60
Eddie Murray, K, 1997	1	0	0	0	12/17	23/24	0	0	59
Orterrio Smith, RB, 2003-04	2	7	2	0	-/-	-/-	2	0	58
Bob Grim, WR, 1967-71, 76-77	7	0	9	0	-/-	-/-	0	0	54
John Henderson, WR, 1968-72	5	0	9	0	-/-	-/-	0	0	54
Tommy Kramer, QB, 1977-89	13	8	1	0	-/-	-/-	0	0	54
Wade Wilson, QB, 1981-91	11	9	0	0	-/-	-/-	0	0	54
Tony Galbreath, RB, 1981-83	3	7	2	0	-/-	-/-	0	0	54
D.J. Dozier, RB, 1987-91	5	7	2	0	-/-	-/-	0	0	54
Andrew Glover, TE, 1997-99	3	0	9	0	-/-	-/-	0	0	54
Hal Bedsole, TE, 1964-66	3	0	8	0	-/-	-/-	0	0	48
Robert Miller, RB, 1975-80	6	7	1	0	-/-	-/-	0	0	48
Kelly Campbell, WR, 2002-04	3	0	8	0	-/-	-/-	0	0	48
Toby Gerhart, RB, 2010-13	4	5	3	0	-/-	-/-	0	0	48
Christian Ponder, QB, 2011-14	4	7	0	0	-/-	-/-	0	0	48
Latavius Murray, RB, 2017-	1	8	0	0	(-/-)	-/-	0	0	48
Hugh McElhenry, RB, 1961-62	2	3	3	1	(1 PR)	-/-	0	0	42
Tom Hall, WR, 1964-66, 68-69	5	0	7	0	-/-	-/-	0	0	42
Jim Phillips, WR, 1965-67	3	0	7	0	-/-	-/-	0	0	42
Terry LeCount, WR, 1979-83	5	0	7	0	-/-	-/-	0	0	42
Bob Bruer, TE, 1980-84	5	0	7	0	-/-	-/-	0	0	42
Scottie Graham, RB, 1993-96	4	7	0	0	-/-	-/-	0	0	42
Amp Lee, RB, 1994-96	3	2	5	0	-/-	-/-	0	0	42
Jim Kleinsasser, FB/TE, 1999-2011	13	1	6	0	-/-	-/-	0	0	42
Travis Taylor, WR, 2005-06	2	0	7	0	-/-	-/-	0	0	42
Charley Ferguson, WR, 1962	1	0	6	0	-/-	-/-	0	0	36
Ed Sharockman, S, 1962-72	11	0	0	6	(3 INT, 2 BP, 1 FR)	-/-	0	0	36
Roger Craig, RB, 1992-93	2	5	1	0	-/-	-/-	0	0	36
Mewelde Moore, RB, 2004-07	4	1	3	1	(2 PR)	-/-	0	0	36
Jermaine Wiggins, TE, 2004-06	3	0	6	0	-/-	-/-	0	0	36
Charles Evans, RB, 1993-98	6	4	1	0	-/-	-/-	1	0	32
Greg Davis, K, 1997	1	0	0	0	7/10	10/10	0	0	31
Antoine Winfield, CB, 2004-12	9	0	0	5	(2 INT, 2 FR, 1 BLK)	-/-	0	0	30
Joe Kapp, QB, 1967-69	3	5	0	0	-/-	-/-	0	0	30
Sam McCullum, WR, 1974-75, 82-83	4	0	5	0	-/-	-/-	0	0	30
Bob Tucker, TE, 1977-80	4	0	5	0	-/-	-/-	0	0	30
Mike Mularkey, TE, 1983-88	6	0	5	0	-/-	-/-	0	0	30
Mike A. Jones, WR, 1983-85	3	0	5	0	-/-	-/-	0	0	30
Jim Gustafson, WR, 1985-90	6	0	5	0	-/-	-/-	0	0	30
David Palmer, RB, 1994-2000	7	1	1	3	(2 PR, 1 KR)	-/-	0	0	30
D'Wayne Bates, WR, 2002-2003	2	0	5	0	-/-	-/-	0	0	30
Ciatrick Fason, RB, 2005-06	2	5	0	0	-/-	-/-	0	0	30
Bobby Wade, WR, 2007-08	2	0	5	0	-/-	-/-	0	0	30
Michael Jenkins, WR, 2011-12	2	0	5	0	-/-	-/-	0	0	30
Marcus Sherels, CB, 2010-17	8	0	0	5	(5 PR)	-/-	0	0	30
Andrew Jordan, TE, 1994-97, 99-01	7	0	4	0	-/-	-/-	2	0	28
Tavaris Jackson, QB, 2006-10	5	4	0	0	-/-	-/-	2	0	28
Chris Walsh, WR, 1994-2002	9	0	4	0	-/-	-/-	1	0	26
Teddy Bridgewater, QB, 2014-17	3	4	0	0	-/-	-/-	2	0	26
TEAM, 1961-2017	57	0	0	0	-/-	-/-	0	13	26
Mel Triplett, RB, 1961-62	2	3	1	0	-/-	-/-	0	0	24
Tom Wilson, RB, 1963	1	4	0	0	-/-	-/-	0	0	24
Preston Carpenter, WR, 1966	1	0	4	0	-/-	-/-	0	0	24
Bobby Bryant, CB, 1968-80	13	0	0	4	(3 INT, 1 FR)	-/-	0	0	24
Paul Krause, S, 1968-79	12	0	0	4	(2 INT, 2 FR)	-/-	0	0	24
Jim Lash, WR, 1973-76	4	0	3	1	(1 FR)	-/-	0	0	24
Joey Browner, S, 1983-91	9	0	0	4	(3 INT, 1 FR)	-/-	0	0	24
Anthony Parker, CB, 1992-94	3	0	0	4	(2 FR, 2 INT)	-/-	0	0	24
Dewayne Washington, CB, 1994-97	4	0	0	4	(3 INT, 1 FR)	-/-	0	0	24
Orlando Thomas, S, 1995-2001	7	0	0	4	(2 FR, 2 INT)	-/-	0	0	24
Matthew Hatchette, WR, 1997-2000	4	0	4	0	-/-	-/-	0	0	24
Kevin Williams, DT, 2003-13	11	0	0	4	(2 FR, 2 INT)	-/-	0	0	24
Joe Webb, QB/WR, 2010-13	4	4	0	0	-/-	-/-	0	0	24
Harrison Smith, S, 2012-17	6	0	0	4	(4 INT)	-/-	0	0	24
Rhett Ellison, TE, 2012-16	5	1	3	0	-/-	-/-	0	0	24
Brad Johnson, QB, 1992-98, 2005-06	9	2	1	0	-/-	-/-	2	0	22
Roy Winston, LB, 1962-76	15	0	0	3	(2 FR, 1 INT)	-/-	0	1	20
Mike Merrilweather, LB, 1989-92	4	0	0	3	(2 INT, 1 FR)	-/-	0	1	20

PLAYER	YRS	TDR	TDP	TDRt	FGM/FGA (type of return)	1PT	2PT	SAF	POINTS
Doug Brien, K, 2002	1	0	0	0	5/6	5/7	0	0	20
Jared Allen, DE, 2008-13	6	0	0	2	(1 FR, 1 INT)	-	0	4	20
Rip Hawkins, LB, 1961-65	5	0	0	3	(3 INT)	-	0	0	18
Carl Hilton, TE, 1986-89	4	0	3	0	-	-	0	0	18
Rich Gannon, QB, 1987-92	6	3	0	0	-	-	0	0	18
James Brim, WR, 1987	1	1	2	0	-	-	0	0	18
Audray McMillian, CB, 1989-93	5	0	0	3	(3 INT)	-	0	0	18
Jimmy Hitchcock, CB, 1998-99	2	0	0	3	(3 INT)	-	0	0	18
Johnny McWilliams, TE, 2000	1	0	3	0	-	-	0	0	18
Byron Chamberlain, TE, 2001-02	2	0	3	0	-	-	0	0	18
Koren Robinson, WR, 2005	1	1	1	1	(1 KR)	-	0	0	18
Darren Sharper, S, 2005-08	4	0	0	3	(3 INT)	-	0	0	18
Troy Williamson, WR, 2005-07	3	0	3	0	-	-	0	0	18
Billy McMullen, WR, 2006	1	0	2	1	(1 FR)	-	0	0	18
Artose Pinner, RB, 2006	1	3	0	0	-	-	0	0	18
Jeff Dugan, TE/FB, 2004-10	7	0	3	0	-	-	0	0	18
Zach Line, FB, 2013-16	4	2	1	0	-	-	0	0	18
Everson Griffen, DE, 2010-17	8	0	0	3	(1 INT, 1 BR, 1 FR)	-	0	0	18
Alan Page, DT, 1967-78	12	0	0	2	(1 FR, 1 INT)	-	0	2	16
Chris Dooleman, DE, 1985-93, '99	10	0	0	2	(2 INT)	-	0	2	16
Wally Hilgenberg, LB, 1968-79	12	0	0	2	(1 INT, 1 BP)	-	0	1	14
Issiac Holt, CB, 1985-89	5	0	0	2	(1 INT, 1 BP)	-	0	1	14
Henry Thomas, DT, 1987-94	8	0	0	2	(2 FR)	-	0	1	14
Charles Johnson, WR, 2014-16	3	0	2	0	-	-	1	0	14
Raymond Hayes, RB, 1961	1	2	0	0	-	-	0	0	12
Dave Middleton, WR, 1961	1	0	2	0	-	-	0	0	12
Doug Mayberry, RB, 1961-62	2	1	1	0	-	-	0	0	12
Billy Butler, RB/S, 1962-64	3	0	0	2	(1 INT, 1 PR)	-	0	0	12
Ray Poage, WR, 1963	1	0	2	0	-	-	0	0	12
Earsell Mackbee, CB, 1965-69	5	0	0	2	(1 INT, 1 FR)	-	0	0	12
Phil King, RB, 1965-66	2	0	2	0	-	-	0	0	12
Dale Hackbart, CB, 1966-70	5	0	0	2	(2 INT)	-	0	0	12
Bob Lee, QB, 1969-72, 75-78	8	2	0	0	-	-	0	0	12
Terry Brown, S, 1972-75	4	0	0	2	(1 INT, 1 FR)	-	0	0	12
Matt Blair, LB, 1974-85	12	0	0	2	(1 BR, 1 FR)	-	0	0	12
Sammy Johnson, RB, 1976-78	3	2	0	0	-	-	0	0	12
Willie Teal, CB, 1980-86	7	0	0	2	(1 INT, 1 FR)	-	0	0	12
Charlie Johnson, NT, 1982-84	3	0	0	2	(2 FR)	-	0	0	12
Carl Lee, CB, 1983-93	11	0	0	2	(2 INT)	-	0	0	12
Chris Martin, LB, 1983-88	6	0	0	2	(2 FR)	-	0	0	12
Najee Mustafa, CB, 1987-92	6	0	0	2	(1 INT, 1 FR)	-	0	0	12
Al Noga, DE, 1988-92	5	0	0	2	(1 INT, 1 FR)	-	0	0	12
Brent Novoselsky, TE, 1989-94	6	0	2	0	-	-	0	0	12
Mike L. Jones, TE, 1990-91	2	0	2	0	-	-	0	0	12
Carlos Jenkins, LB, 1991-94	4	0	0	2	(1 INT, 1 FR)	-	0	0	12
Mike Tice, TE, 1992-93, '95	3	0	2	0	-	-	0	0	12
Barry Word, RB, 1993	1	2	0	0	-	-	0	0	12
Dwayne Rudd, LB, 1997-00	4	0	0	2	(2 FR)	-	0	0	12
Travis Prentice, RB, 2001	1	2	0	0	-	-	0	0	12
Corey Chavous, S, 2002-05	3	0	0	2	(2 INT)	-	0	0	12
Naufahu Tahi, FB, 2006-10	5	0	1	0	-	-	0	0	12
Chad Greenway, LB, 2006-16	11	0	0	2	(2 INT)	-	0	0	12
Mike Wallace, WR, 2015	1	0	2	0	-	-	0	0	12
Dalvin Cook, RB, 2017	1	2	0	0	-	-	0	0	12
Eric Kendricks, LB, 2015-17	3	0	0	1	(2 INT)	-	0	0	12
Teddy Garcia, K, 1989	1	0	0	0	1/5	8/8	0	0	11
Carl Eller, DE, 1964-78	15	0	0	1	(1 FR)	-	0	2	10
Randy Holloway, DE, 1978-84	7	0	0	1	(1 FR)	-	0	2	10
Jim Marshall, DE, 1961-79	19	0	0	1	(1 FR)	-	0	1	8
Jim Prestel, DE, 1961-65	5	0	0	1	(1 INT)	-	0	1	8
Tommy Hannon, S, 1977-84	8	0	0	1	(1 INT)	-	0	1	8
Hunter Goodwin, TE, 1996-98, '02-03	5	0	1	0	-	-	1	0	8
Randall Cunningham, QB, 1997-99	3	1	0	0	-	-	1	0	8
Danielle Hunter, DE, 2015-17	3	0	0	1	(1 FR)	-	0	1	8
Dale Dawson, K, 1987	1	0	0	0	1/5	4/4	0	0	7
Bob Schnelker, WR, 1961	1	0	1	0	-	-	0	0	6
A.D. Williams, WR, 1961	1	0	1	0	-	-	0	0	6
Oscar Donahue, TE, 1962	1	0	1	0	-	-	0	0	6
Bob Reed, RB, 1962-63	2	0	1	0	-	-	0	0	6
Steve Stonebreaker, TE, 1962-63	2	0	1	0	-	-	0	0	6
Don Hultz, DE, 1963	1	0	0	1	(1 INT)	-	0	0	6
Mike Reilly, LB, 1963	1	0	0	1	(1 BP)	-	0	0	6
Jim Boylan, WR, 1963-64	2	0	1	0	-	-	0	0	6
Ron VanderKelen, QB, 1963-67	5	1	0	0	-	-	0	0	6
Bill McWatters, RB, 1964	1	1	0	0	-	-	0	0	6
George Rose, CB, 1964-66	3	0	0	1	(1 INT)	-	0	0	6
Bill Barnes, RB, 1965-66	2	1	0	0	-	-	0	0	6
Lance Rentzel, WR, 1965-66	2	0	0	1	(1 KO)	-	0	0	6
Lonnie Warwick, LB, 1965-72	8	0	0	1	(1 BP)	-	0	0	6
Jim Hargrove, LB, 1967-70	4	0	0	1	(1 BP)	-	0	0	6
Billy Martin, TE, 1968	1	0	1	0	-	-	0	0	6
Mike McGill, LB, 1968-70	3	0	0	1	(1 FR)	-	0	0	6
Charlie West, S, 1968-73	6	0	0	1	(1 PR)	-	0	0	6
Kent Kramer, TE, 1969-70	2	0	1	0	-	-	0	0	6
Norm Snead, QB, 1971	1	1	0	0	-	-	0	0	6
Nate Wright, CB, 1971-80	10	0	0	1	(1 FR)	-	0	0	6
Amos Martin, LB, 1972-76	5	0	0	1	(1 FR)	-	0	0	6
Steve Craig, TE, 1974-78	5	0	1	0	-	-	0	0	6
Fred McNeill, LB, 1974-85	12	0	0	1	(1 BP)	-	0	0	6
Nate Allen, CB, 1976-78	3	0	0	1	(1 BP)	-	0	0	6

PLAYER	YRS	TDR	TDP	TDRt	FGM/FGA (type of return)	1PT	2PT	SAF	POINTS
Kevin Miller, WR, 1978-80	3	0	1	0	-/-	-/-	0	0	6
John Turner, S, 1978-83, '85, '87	8	0	0	1	(1 INT)	-/-	0	0	6
Kurt Knoff, S, 1979-82	4	0	0	1	(1 INT)	-/-	0	0	6
Keith Nord, S, 1979-85	7	0	0	1	(1 KO)	-/-	0	0	6
David Huffman, G/T, 1979-83, 85-90	11	0	0	1	(1 BP)	-/-	0	0	6
Doug Paschal, RB, 1980-81	2	1	0	0	-/-	-/-	0	0	6
Eddie Payton, RB, 1980-82	3	0	0	1	(1 KO)	-/-	0	0	6
Walker Lee Ashley, LB, 1983-88, '90	7	0	0	1	(1 INT)	-/-	0	0	6
Dwight Collins, WR, 1984	1	0	1	0	-/-	-/-	0	0	6
Darryl Ingram, TE, 1989	1	0	1	0	-/-	-/-	0	0	6
Todd Scott, S, 1991-94	4	0	1	0	-/-	-/-	0	0	6
Keith Henderson, RB, 1992	1	1	0	0	-/-	-/-	0	0	6
Joe Johnson, WR, 1992	1	0	1	0	-/-	-/-	0	0	6
Jack Del Rio, LB, 1992-95	4	0	0	1	(1 INT)	-/-	0	0	6
Lamar McGriiggs, S, 1993-94	2	0	0	1	(1 INT)	-/-	0	0	6
James Harris, DE, 1993-95	3	0	0	1	(1 FR)	-/-	0	0	6
Alfred Jackson, CB, 1995-96	2	0	0	1	(1 INT)	-/-	0	0	6
Jeff Brady, LB, 1995-97	3	0	0	1	(1 FR)	-/-	0	0	6
Corey Fuller, CB, 1995-98	4	0	0	1	(1 FR)	-/-	0	0	6
David Frisch, TE, 1996	1	0	1	0	-/-	-/-	0	0	6
Robert Tate, WR/CB, 1997-2001	5	0	0	1	(1 KO)	-/-	0	0	6
Kalile Wong, LB, 1998-01	4	0	0	1	(1 INT)	-/-	0	0	6
Carlester Crumpler, TE, 1999	1	0	1	0	-/-	-/-	0	0	6
John Davis, TE, 2000	1	0	1	0	-/-	-/-	0	0	6
Tyrone Carter, S, 2000-02	3	0	0	1	(1 FR)	-/-	0	0	6
Doug Chapman, RB, 2000-03	4	0	1	0	-/-	-/-	0	0	6
Lance Johnstone, DE, 2001-05	5	0	0	1	(1 INT)	-/-	0	0	6
Derrick Alexander, WR, 2002	1	0	1	0	-/-	-/-	0	0	6
Brian Williams, CB, 2002-05	4	0	0	1	(1 INT)	-/-	0	0	6
John Avery, RB, 2003	1	0	1	0	-/-	-/-	0	0	6
Chris Claiborne, LB, 2003-04	2	0	0	1	(1 INT)	-/-	0	0	6
Mike Nattiel, LB, 2003-04	2	0	0	1	(1 INT)	-/-	0	0	6
Gus Frotte, QB, 2003-04, 2008	3	1	0	0	-/-	-/-	0	0	6
E.J. Henderson, LB, 2003-11	9	0	0	1	(1 INT)	-/-	0	0	6
Richard Owens, FB/TE, 2004-06	3	0	1	0	-/-	-/-	0	0	6
Dovonte Edwards, CB, 2005-06	2	0	0	1	(1 INT)	-/-	0	0	6
Napoleon Harris, LB, 2005-06, 2008	3	0	0	1	(1 FR)	-/-	0	0	6
Fred Smoot, CB, 2005-06	2	0	0	1	(1 INT)	-/-	0	0	6
Ray Edwards DE, 2006-10	5	0	0	1	(1 FR)	-/-	0	0	6
Ben Leber, LB, 2006-10	5	0	0	1	(1 FR)	-/-	0	0	6
Cedric Griffin, CB, 2006-11	6	0	0	1	(1 FR)	-/-	0	0	6
Dwight Smith, S, 2006-07	2	0	0	1	(1 INT)	-/-	0	0	6
Aundrae Allison, WR, 2007-08	2	0	0	1	(1 KO)	-/-	0	0	6
Robert Ferguson, WR, 2007-08	1	0	1	0	-/-	-/-	0	0	6
Greg Lewis, WR, 2009-10	2	0	1	0	-/-	-/-	0	0	6
Greg Camarillo, WR, 2010-11	2	0	1	0	-/-	-/-	0	0	6
Donovan McNabb, QB, 2011	1	1	0	0	-/-	-/-	0	0	6
Devin Aromashodu, WR, 2011-12	2	0	1	0	-/-	-/-	0	0	6
Stephen Burton, WR, 2011-12	2	0	1	0	-/-	-/-	0	0	6
Brian Robison, DE, 2007-17	11	0	0	1	(1 FR)	-/-	0	0	6
John Carlson, TE, 2012-13	2	0	1	0	-/-	-/-	0	0	6
Jerome Simpson, WR, 2012-13	2	0	1	0	-/-	-/-	0	0	6
Matt Cassel, QB, 2013-14	2	1	0	0	-/-	-/-	0	0	6
Gerald Hodges, LB, 2013-15	3	0	0	1	(1 INT)	-/-	0	0	6
Anthony Barr, LB, 2014-17	4	0	0	1	(1 FR)	-/-	0	0	6
Chase Ford, TE, 2013-15	3	0	1	0	-/-	-/-	0	0	6
Jerome Felton, FB, 2012-14	3	0	0	1	(1 FR)	-/-	0	0	6
Captain Munnerlyn, CB, 2014-16	3	0	0	1	(1 FR)	-/-	0	0	6
Xavier Rhodes, CB, 2013-17	5	0	0	1	(1 INT)	-/-	0	0	6
Case Keenum, QB, 2017	1	1	0	0	-/-	-/-	0	0	6
David Morgan, TE, 2016-17	2	0	1	0	-/-	-/-	0	0	6
C.J. Ham, RB, 2016-17	2	1	0	0	-/-	-/-	0	0	6
Jim Leo, DE, 1961-62	2	0	0	0	-/-	-/-	0	1	2
Joe Blahak, CB, 1974-75, '77	3	0	0	0	-/-	-/-	0	1	2
Autry Beamon, S, 1975-76	2	0	0	0	-/-	-/-	0	1	2
Mark Mullaney, DE, 1975-87	13	0	0	0	-/-	-/-	0	1	2
Neil Elshire, DE, 1981-86	6	0	0	0	-/-	-/-	0	1	2
Joe Stepanek, DT, 1987	1	0	0	0	-/-	-/-	0	1	2
Ray Berry, LB, 1987-92	6	0	0	0	-/-	-/-	0	1	2
Mark Dusbabek, LB, 1989-92	4	0	0	0	-/-	-/-	0	1	2
Walt Williams, CB, 1981	1	0	0	0	-/-	-/-	0	1	2
Robin Sendllein, LB, 1981-84	4	0	0	0	-/-	-/-	0	1	2
Brooks Bollinger, QB, 2006-07	2	0	0	0	-/-	-/-	1	0	2
Blake Bell, TE, 2017	1	0	0	0	-/-	-/-	1	0	2

VIKINGS ALL-TIME PASSING

QUALIFIERS - 500+ ATTEMPTS

PLAYER	ATT	COMP	PCT.	YARDS	TD	INT	LG	SK/YDS	RATING
Sam Bradford (2016-17)	595	427	71.8	4,259	23	5	71t	42/276	101.1
Randall Cunningham (1997-99).....	713	427	59.9	5,680	48	23	67t	42/293	94.2
Brett Favre (2009-10).....	889	580	65.2	6,711	44	26	63	56/386	92.2
Daunte Culpepper (1999-05).....	2,607	1,678	64.4	20,162	135	86	82t	228/1214	91.5
Teddy Bridgewater (2014-17)	851	551	64.7	6,150	28	22	87t	83/556	86.3
Warren Moon (1994-96).....	1,454	882	60.7	10,102	58	42	85t	86/634	82.9
Brad Johnson (1992-98, 2005-06).....	1,670	1,036	62.0	11,098	65	48	82t	100/673	82.5
Fran Tarkenton (1961-66, '72-78).....	4,569	2,635	57.7	33,098	239	194	89t	417/3,880	80.2
Tarvaris Jackson (2006-10).....	603	354	58.7	3,984	24	22	71	47/247	76.6
Christian Ponder (2011-14).....	1,057	632	59.8	6,658	38	36	72	95/901	75.9
Rich Gannon (1987-92).....	1,003	561	55.9	6,457	40	36	78t	81/478	73.9
Wade Wilson (1981-91).....	1,665	929	55.8	12,135	66	75	75t	151/1,069	73.4
Tommy Kramer (1977-89).....	3,648	2,011	55.1	24,775	159	157	76t	248/1,596	73.3
Steve Dils (1979-84).....	623	336	53.9	3,867	15	18	68	49/349	68.8
Gary Cuzzo (1968-71).....	556	276	49.6	3,552	18	23	52t	46/334	63.7
Joe Kapp (1967-69).....	669	351	50.2	4,807	37	47	85t	82/676	62.3

NON-QUALIFIERS - FEWER THAN 500 ATTEMPTS

PLAYER	ATT	COMP	PCT.	YARDS	TD	INT	LG	SK/YDS	RATING
Todd Bouman (1997-02).....	95	54	56.8	880	8	4	80t	6/49	98.6
Case Keenum (2017)	481	325	67.6	3,547	22	7	65t	22/136	98.3
Jeff George (1999).....	329	191	58.1	2,816	23	12	80t	28/228	94.2
Brooks Bollinger (2006-07).....	68	46	67.6	537	1	2	50	13/78	84.0
Donovan McNabb (2011).....	156	94	60.3	1,026	4	2	60	16/113	82.9
Gus Fretotte (2003-04, 08).....	367	216	58.9	2,847	19	17	99t	34/186	81.4
Sean Salisbury (1990-94).....	404	228	56.4	2,772	14	9	55	28/199	80.2
Matt Cassel (2013-14).....	325	194	59.7	2,232	14	13	79t	22/124	78.1
Jim McMahon (1993).....	331	200	60.4	1,968	9	8	58	23/104	76.2
Kelly Holcomb (2007).....	83	42	50.6	515	2	1	40	12/87	73.1
Shaun Hill (2002-05, 2015-16).....	42	21	50.0	257	0	0	33	2/18	69.2
Bob Lee (1969-72, '75-78).....	306	159	52.0	2,153	15	17	63	30/221	67.8
Joe Webb (2010-13).....	152	88	57.9	853	3	5	46	11/69	66.6
Archie Manning (1983-84).....	94	52	55.3	545	2	3	56	18/153	66.4
George Shaw (1961).....	91	46	50.5	530	4	4	42t	14/122	64.8
Tony Adams (1987).....	87	49	55.0	607	3	5	63t	19/130	64.3
Bob Berry (1965-67, '73-76).....	124	63	50.8	708	7	8	52t	17/131	59.4
Ron VanderKelen (1963-67).....	252	107	42.2	1,375	6	11	53	25/224	49.7
Josh Freeman (2013).....	53	20	37.7	190	0	1	22	1/14	40.6
Norm Sneed (1971).....	75	37	49.3	470	1	6	55t	7/67	40.3
Bubby Brister (2000).....	20	10	50.0	82	0	1	20	1/6	40.0
Spergon Wynn (2001).....	98	48	49.0	418	1	6	47t	10/65	38.6
Steve Bono (1985-86).....	11	2	18.2	8	0	5	5	2/13	29.6
John McCormick (1962).....	18	7	39.0	104	0	5	53	3/33	19.1

FEWER THAN 10 ATTEMPTS

PLAYER	ATT	COMP	PCT	YARDS	TD	INT	LG	SK/YDS	RATING
Keith Henderson (1992).....	1	1	100.0	36	1	0	36t	0/0	158.3
Darrin Nelson (1982-89, '91-92).....	1	1	100.0	25	1	0	25t	0/0	158.3
Ryan Longwell (2006-11).....	1	1	100.0	16	1	0	16t	0/0	158.3
Mewelde Moore (2004-07).....	2	1	50.0	15	1	0	15t	0/0	158.3
D.J. Dozier (1987-91).....	1	1	100.0	19	1	0	19t	0/0	145.9
Jay Walker (1996-97).....	2	2	100.0	31	0	0	19	0/0	118.8
Hassan Jones (1986-92).....	1	1	100.0	18	0	0	18	0/0	118.8
Chris Kluwe (2005-12).....	1	1	100.0	27	0	0	27	0/0	118.8
Paul Krause (1968-79).....	2	1	50.0	11	1	0	11t	0/0	106.3
Phil King (1965-66).....	1	1	100.0	9	0	0	9	0/0	104.2
Randy Moss (1998-04, '10).....	8	4	50.0	106	2	1	37	0/0	95.8
Sidney Rice (2007-10).....	4	2	50.0	94	0	0	79	0/0	95.8
Chester Taylor (2006-09).....	2	1	50.0	4	1	0	4t	0/0	95.8
Mike Eischeid (1972-74).....	1	1	100.0	6	0	0	6	0/0	91.7
Bill Cappelman (1970).....	7	4	57.1	49	0	0	26	0/0	78.8
Herschel Walker (1989-91).....	2	1	50.0	12	0	0	12	0/0	68.5
Fred Cox (1967-77).....	1	1	100.0	1	0	0	1	0/0	62.5
Alfred Anderson (1984-90).....	9	4	44.4	112	2	1	43t	2/8	59.3
Tommy Mason (1961-66).....	4	1	25.0	30	1	2	30t	0/0	58.4
Bill Brown (1962-74).....	2	1	50.0	3	0	0	3	0/0	50.0
Jamie Caleb (1961).....	1	0	0.0	0	0	0	0	0/0	39.6
Anthony Carter (1985-93).....	1	0	0.0	0	0	0	0	0/0	39.6
Greg Coleman (1978-87).....	1	0	0.0	0	0	0	0	0/0	39.6
Bob Grim (1967-71, '76-77).....	1	0	0.0	0	0	0	0	0/0	39.6
Jim Lash (1973-76).....	1	0	0.0	0	0	0	0	0/0	39.6
Terry LeCount (1979-83).....	1	0	0.0	0	0	0	0	0/0	39.6
Hugh McElenny (1961-62).....	1	0	0.0	0	0	0	0	0/0	39.6
Harry Newsome (1990-93).....	1	0	0.0	0	0	0	0	0/0	39.6
Allen Rice (1984-90).....	1	0	0.0	0	0	0	0	0/0	39.6
Mike Saxon (1994-95).....	1	0	0.0	0	0	0	0	0/0	39.6
Joe Senser (1979-84).....	1	0	0.0	0	0	0	0	0/0	39.6
Chris Walsh (1994-02).....	1	0	0.0	0	0	0	0	0/0	39.6
David Palmer (1994-00).....	0	0	0.0	0	0	0	0	1/2	39.6
Jerick McKinnon (2014-17)	1	0	0.0	0	0	0	0	0/0	39.6
Ryan Quigley (2017)	1	0	0.0	0	0	0	0	0/0	39.6
Jay Fiedler (1998).....	7	3	42.9	41	0	1	19	0/0	22.6
Larry Miller (1987).....	6	1	16.7	2	0	1	2	0/0	0.0
Jerry Reichow (1961-64).....	3	0	0.0	0	0	1	0	0/0	0.0
Mitch Berger (1996-01).....	2	0	0.0	0	0	1	0	0/0	0.0
Ted Brown (1979-86).....	1	0	0.0	0	0	1	0	0/0	0.0

VIKINGS ALL-TIME STARTING QB RECORDS

Player	Yrs	Starts	Won	Lost	Tied	%	Player	Yrs	Starts	Won	Lost	Tied	%
Fran Tarkenton, 1961-66, 72-78.....	13	170	91	73	6	.553	Jeff George, 1999.....	1	10	8	2	0	.800
Tommy Kramer, 1977-89.....	13	110	54	56	0	.491	Steve Dils, 1979-84.....	6	15	6	9	0	.400
Daunte Culpepper, 1999-05.....	7	80	38	42	0	.475	Sean Salisbury, 1990-94.....	5	9	5	4	0	.556
Brad Johnson, 1992-98, 2005-06.....	9	46	28	18	0	.609	Matt Cassel, 2013-14.....	2	9	4	5	0	.444
Wade Wilson, 1981-91.....	11	48	27	21	0	.563	Norm Snead, 1971.....	1	2	2	0	0	1.000
Joe Kapp, 1967-69.....	3	38	23	12	3	.645	Donovan McNabb, 2011.....	1	6	1	5	0	.167
Warren Moon, 1994-96.....	3	39	21	18	0	.538	George Shaw, 1961.....	1	4	1	3	0	.250
Rich Gannon, 1987-92.....	6	35	19	16	0	.543	Todd Bouman, 1997-02.....	6	3	1	2	0	.333
Brett Favre, 2009-10.....	2	29	17	12	0	.586	Ron VanderKelen, 1963-67.....	5	5	1	4	0	.200
Teddy Bridgewater, 2014-17.....	4	28	17	11	0	.607	Bob Berry, 1965-67, 73-76.....	7	2	1	1	0	.500
Randall Cunningham, 1997-99.....	3	23	16	7	0	.696	Joe Webb, 2010-13.....	2	2	1	1	0	.500
Gary Cuozzo, 1968-71.....	4	21	16	5	0	.762	Shaun Hill, 2002-05, 15-16.....	6	1	1	0	0	1.000
Christian Ponder, 2011-14.....	4	36	14	21	1	.403	Tony Adams, 1987.....	1	3	0	3	0	.000
Case Keenum, 2017.....	1	14	11	3	0	.786	Kelly Holcomb, 2007.....	1	3	0	3	0	.000
Tarvaris Jackson, 2006-10.....	5	20	10	10	0	.500	Archie Manning, 1983-84.....	2	2	0	2	0	.000
Gus Fretotte, 2003-04, 2008.....	3	13	10	3	0	.769	Spergon Wynn, 2001.....	1	2	0	2	0	.000
Bob Lee, 1969-72, 75-78.....	8	11	9	2	0	.818	Brooks Bollinger, 2006-07.....	2	1	0	1	0	.000
Sam Bradford, 2016-17.....	2	17	9	8	0	.529	Josh Freeman, 2013.....	1	1	0	1	0	.000
Jim McMahon, 1993.....	1	12	8	4	0	.667							

*Sorted by wins

PASSING FANCY

The Vikings tradition of strong play at QB has helped the club throughout franchise history. The Vikings signal callers have left a lasting legacy on the team record book.

CAREER TD PASSES BY A QB/RECEIVER DUO TOUCHDOWNS

PLAYERS

53.....	Daunte Culpepper/Randy Moss
26.....	Warren Moon/Cris Carter
25.....	Fran Tarkenton/John Gilliam

SEASON TD PASSES BY A QB/RECEIVER DUO TOUCHDOWNS

PLAYERS

17.....	Warren Moon/Cris Carter, 1995
15.....	Randall Cunningham/Randy Moss, 1998
15.....	Daunte Culpepper/Randy Moss, 2000
12.....	Daunte Culpepper/Randy Moss, 2004

SEASON COMBINED TDs BY A QB (PASSING/RUSHING) TOUCHDOWNS

PLAYER

41.....	Daunte Culpepper, 2004 (39/2)
40.....	Daunte Culpepper, 2000 (33/7)
35.....	Randall Cunningham, 1998 (34/1)

100+ PASSER RATING GAMES IN A SEASON GAMES

PLAYER

10.....	Brett Favre, 2009
8.....	Randall Cunningham, 1998
8.....	Daunte Culpepper, 2000
8.....	Daunte Culpepper, 2004
8.....	Sam Bradford, 2016
8.....	Case Keenum, 2017

CONSECUTIVE 100+ PASSER RATING GAMES IN A SEASON GAMES

PLAYER

4.....	Brett Favre, 2009
4.....	Daunte Culpepper, 2004

100+ PASSER RATING GAMES IN A CAREER GAMES

PLAYER

40.....	Fran Tarkenton
40.....	Daunte Culpepper
16.....	Tommy Kramer

50+ YARD PASSES IN A GAME

50+ PASSES

PLAYER, GAME

4 (56t, 56t, 54t, 51t).....	Randall Cunningham, at Dallas 11/26/98
3 (76t, 70t, 66t).....	Fran Tarkenton, at LA Rams 11/19/72
3 (67t, 68t, 76t).....	Tommy Kramer, at Washington 11/2/86

FEWEST INTERCEPTIONS THROWN IN A GAME

INT

PLAYER (ATTEMPTS)

0.....	Rich Gannon at New England, 10/20/91 (63 att.)
0.....	Daunte Culpepper at Houston, 10/10/04 (50 att.)
0.....	Daunte Culpepper at New England, 11/24/02 (49 att.)

FEWEST INTERCEPTIONS THROWN IN A SEASON INTS

PLAYER (ATTEMPTS)

4.....	Brad Johnson, 2005 (254 att.)
5.....	Sam Bradford, 2016 (552 att.)

CONSECUTIVE PASS ATTEMPTS WITHOUT AN INTERCEPTION ATTEMPTS

PLAYER

193.....	Warren Moon, 10/22/95-11/23/95
162.....	Randall Cunningham, 12/21/97-10/25/98

GAMES WITHOUT AN INTERCEPTION IN A SEASON GAMES

PLAYER

10.....	Brett Favre, 2009
10.....	Sam Bradford, 2016
10.....	Case Keenum, 2017

GAMES WITHOUT BEING SACKED IN A SEASON GAMES

PLAYER

6.....	Case Keenum, 2017
4.....	Fran Tarkenton, 1972
4.....	Rich Gannon, 1991
4.....	Randall Cunningham, 1998
4.....	Sam Bradford, 2016

GAMES WITHOUT AN INTERCEPTION/SACKED IN A SEASON GAMES

PLAYER

3.....	Brett Favre, 2009
3.....	Sam Bradford, 2016
3.....	Case Keenum, 2017

FEWEST TIMES SACKED IN A SEASON

SACKS

PLAYER

11.....	Tommy Kramer, 1988
12.....	Sean Salisbury, 1993

FEWEST TIMES SACKED IN A GAME (MOST ATTEMPTS) GAMES

PLAYER

0.....	Tommy Kramer, at New England, 10/16/79 (61 att.)
0.....	Fran Tarkenton, vs. Philadelphia (56 att.)

WINS IN GAMES STARTED BY QBs

WINS

PLAYER

13.....	Randall Cunningham, 1998 (13-1)
12.....	Joe Kapp, 1969 (12-1)
12.....	Fran Tarkenton, 1975 (12-2)
12.....	Fran Tarkenton, 1973 (12-2)
12.....	Brett Favre, 2009 (12-4)

CONSECUTIVE WINS AFTER 1ST START GAMES

PLAYER

7.....	Daunte Culpepper, 9/3/00-10/22/00
6.....	Brett Favre, 9/13/09-10/18/09

[XTRA POINTS](#)
[HISTORY](#)
[PLAYOFF RECORDS](#)
[RECORDS](#)
[2017 SEASON](#)
[ROOKIES](#)
[PLAYERS](#)
[STAFF](#)
[COACHES](#)
[EXECUTIVES](#)
[KICKOFF](#)

VIKINGS TEAM GUIDE | 250

Phil Frye (1987).....	3	25	7.2	0
Catrick Fason (2005-06).....	3	19	6.3	0
Jesse Clarke (1989-90).....	3	18	6.0	0
Carl Hilton (1986-89).....	3	17	5.6	3
Keenan Howry (2003-05).....	3	18	6.0	0
Blake Bell (2017).....	3	19	6.3	0
Will Sherman (1961).....	2	40	20.0	0
Carlester Crumpler (1999).....	2	35	17.5	1
Willie Gillespie (1987).....	2	28	14.0	0
Clint Haslerig (1975).....	2	28	14.0	0
Rhett Dawson (1973).....	2	24	12.0	0
Gary Ballman (1973).....	2	22	11.0	0
Ron Daugherty (1987).....	2	21	10.5	0
Robert Tate (1997-01).....	2	20	10.0	0
Doug Paschel (1980-81).....	2	18	9.0	0
Steve Harris (1987).....	2	17	8.5	0
Artose Pinner (2006).....	2	15	7.5	0
Brett Wilson (1987).....	2	14	7.0	0
Lance Rentzel (1965-66).....	2	10	5.0	0
Mike L. Jones (1990-91).....	2	9	4.0	2
Adam Walker (1987).....	2	3	1.5	0
Bill McWatters (1964).....	2	-1	-0.5	0
Jamie Caleb (1961).....	2	-8	-4.0	0
John Avery (2003).....	2	24	12.0	1
Albert Young (2009-10).....	2	11	5.5	0
Ryan D'Imperio (2011).....	2	7	3.5	0
Allen Reiser (2011-12).....	2	18	9.0	0
Eric Guilford (1993-94).....	1	45	45.0	0
Kevin Miller (1978-80).....	1	35	35.0	1
Art Powell (1968).....	1	31	31.0	0
Cedric James (2002).....	1	29	29.0	0
Harry Washington (1978).....	1	24	24.0	0
Ted Dean (1964).....	1	23	23.0	0
Tommy Kramer (1977-89).....	1	23	20.0	1
Marc May (1987).....	1	22	22.0	0
Hank Baskett (2010).....	1	18	18.0	0
MarQueis Gray (2014).....	1	16	16.0	0
Tom Michel (1964).....	1	14	14.0	0
Larry Vargo (1964-65).....	1	13	13.0	0
Bill Harris (1969-70).....	1	12	12.0	0
Richard Angulo (2005).....	1	11	11.0	0
Don Hasselbeck (1984).....	1	10	10.0	0
Travis Prentice (2001).....	1	10	10.0	0
Ed Shenk (1987).....	1	10	10.0	0
Robert Steele (1979).....	1	10	10.0	0
Emmanuel Arceneaux (2011).....	1	10	10.0	0
Larry Ned (2003-04).....	1	9	9.0	0
Jaymar Johnson (2009-10).....	1	9	9.0	0
Jay Carroll (1985).....	1	8	8.0	0
Leonard Moore (1987).....	1	8	8.0	0
Thomas Tapeh (2008).....	1	7	7.0	0
Nate Wright (1971-80).....	1	6	6.0	0
Bob Goodridge (1968).....	1	5	5.0	0
Robert Green (1997).....	1	5	5.0	0
Troy Walters (2000-01).....	1	5	5.0	0
Ron Vary (1968-81).....	1	5	5.0	0
Sam Bradford (2016-17).....	1	5	5.0	0
Janis Redwine (1981-83).....	1	4	4.0	0
Dave Whitaker (1992).....	1	4	4.0	0
John Gerak (1993-96).....	1	3	3.0	0
Brad Johnson (1992-98).....	1	3	3.0	1
James Stewart (1995).....	1	3	3.0	0
Jimmy Edwards (1979).....	1	2	2.0	0
John Ward (1970-74).....	1	1	1.0	0
Daunte Culpepper (1999-05).....	1	0	0.0	0
Rich Gannon (1987-92).....	1	0	0.0	0
Korey Stringer (1995-00).....	1	-1	-1.0	0
Brett Favre (2009-10).....	1	-2	-2.0	0
Randall Cunningham (1997-99).....	1	-3	-3.0	0
Christian Ponder (2011-14).....	1	-15	-15.0	0
Ed White (1969-77).....	0	3	--	0
Fran Tarkenton (1961-66, 1972-78).....	0	-12	--	0

VIKINGS ALL-TIME RUSHING

PLAYER	ATT.	YARDS	AVG.	TD
Adrian Peterson (2007-16).....	2,418	11,747	4.9	97
Robert Smith (1993-00).....	1,411	6,818	4.8	32
Chuck Foreman (1973-79).....	1,529	5,879	3.8	52
Bill Brown (1962-74).....	1,627	5,757	3.5	52
Ted Brown (1979-86).....	1,117	4,546	4.1	40
Dave Osborn (1965-75).....	1,172	4,320	3.7	29
Darrin Nelson (1982-89, '91-92).....	981	4,231	4.3	18
Tommy Mason (1961-66).....	761	3,252	4.3	28
Michael Bennett (2001-05).....	713	3,174	4.5	12
Chester Taylor (2006-09).....	655	2,797	4.3	18
Troy Allen (1990-94).....	641	2,795	4.4	23
Fran Tarkenton (1961-66, '72-78).....	464	2,548	5.5	22
Daunte Culpepper (1999-05).....	454	2,476	5.5	29
Alfred Anderson (1984-91).....	626	2,374	3.8	22
Herschel Walker (1989-91).....	551	2,264	4.1	20
Clinton Jones (1967-72).....	546	2,008	3.7	19
Oscar Reed (1968-74).....	490	1,968	4.0	8
Jerick McKinnon (2014-17).....	474	1,918	4.0	7
Rickey Young (1978-83).....	554	1,744	2.9	10

Leroy Hoard (1996-99).....	438	1,689	3.9	26
Moe Williams (1996-00, '02-05).....	370	1,535	4.1	21
Rick Fenney (1987-91).....	358	1,508	4.2	11
Toby Gerhart (2010-13).....	276	1,305	4.7	5
Mewelde Moore (2004-07).....	264	1,285	4.9	1
Matt Asiata (2012-16).....	361	1,259	3.5	18
Scottie Graham (1993-96).....	349	1,239	3.6	7
Brent McClinton (1973-80).....	367	1,207	3.3	6
Ontario Smith (2003-04).....	231	1,123	4.9	7
Ed Marinaro (1972-75).....	306	1,007	3.3	4
Robert Miller (1975-80).....	275	951	3.5	7
Allen Rice (1984-90).....	307	934	3.0	13
Latavius Murray (2017).....	216	842	3.9	8
Tony Calbreath (1981-83).....	194	788	4.1	7
Hugh McElhenry (1961-62).....	170	770	4.5	3
Rich Gannon (1987-92).....	144	720	5.0	3
Percy Harvin (2009-12).....	107	683	6.4	4
Wade Wilson (1981-91).....	159	679	4.3	9
D.J. Dozier (1987-91).....	163	643	3.9	7
Christian Ponder (2011-14).....	126	639	5.1	7
Amp Lee (1994-96).....	149	636	4.3	2
Mel Triplett (1961-62).....	132	567	4.3	3
Jim Lindsey (1966-72).....	177	558	3.2	6
Joe Kapp (1967-69).....	99	540	5.5	5
Tavaris Jackson (2006-10).....	119	535	4.5	4
Roger Craig (1992-93).....	143	535	3.7	5
Tommy Kramer (1977-89).....	213	524	2.5	8
Barry Word (1993).....	142	458	3.2	2
Phil King (1965-68).....	89	405	4.6	0
Teddy Bridgewater (2014-17).....	94	398	4.2	4
Charles Evans (1993-98).....	118	364	3.1	4
Sammy Johnson (1976-78).....	83	356	4.2	0
Dalvin Cook (2017).....	74	354	4.8	2
Raymond Hayes (1961).....	73	319	4.4	2
Randall Cunningham (1997-99).....	61	317	5.2	1
Doug Chapman (2000-03).....	90	317	3.5	0
Brad Johnson (1992-98, 2005-06).....	121	315	2.6	2
Doug Mayberry (1961-62).....	87	314	3.6	1
Anthony Carter (1985-93).....	47	290	6.2	2
Cordarelle Patterson (2013-16).....	31	333	10.7	4
Tom Wilson (1963).....	73	282	3.8	4
Joe Webb (2010-13).....	41	273	6.7	4
Artose Pinner (2006).....	43	190	4.4	3
Bill Barnes (1965-66).....	53	164	3.1	1
Catrick Fason (2005-06).....	50	161	3.2	5
Case Keenum (2017).....	40	160	4.0	1
Randy Moss (1998-04).....	23	159	6.9	0
Darryl Harris (1988).....	34	151	4.4	1
Bob Grim (1967-71, '76-77).....	7	147	21.0	0
Jim Kleinsasser (1993-11).....	43	147	3.4	1
James Stewart (1995).....	31	144	4.6	0
Warren Moon (1994-96).....	69	143	4.0	0
John Gilliam (1972-75).....	18	136	7.6	1
Tom Michel (1964).....	39	129	3.3	0
David Palmer (1994-00).....	35	123	3.5	1
Ron VanderKelen (1963-67).....	26	116	4.5	1
Adam Thielen (2014-17).....	7	115	16.4	0
Keith Henderson (1992).....	34	113	3.3	1
Jarius Wright (2012-17).....	8	111	13.9	0
Bob Reed (1962-63).....	27	110	4.1	0
Jesse Clark (1989-90).....	26	106	4.1	0
Bobby Walden (1964-67).....	9	100	11.1	0
Sammy White (1976-86).....	18	97	5.3	0
Jim McMahon (1993SAm).....	33	96	2.9	0
Terry LeCount (1979-83, '87).....	6	90	15.0	0
Joe Banyard (2013-14).....	21	88	4.2	0
Kelly Campbell (2002-04).....	14	86	6.1	0
Gary Cuozzo (1968-77).....	36	86	2.4	0
Greg Coleman (1978-87).....	10	85	8.5	0
Albert Young (2009-10).....	25	82	3.3	0
Harold Morrow (1996-02).....	17	75	4.4	0
Matt Cassel (2013-14).....	27	75	2.7	1
Mark Kellar (1976-78).....	25	74	3.0	0
Steve DiIs (1979-84).....	24	73	3.0	0
Todd Bouman (1997-02).....	10	70	7.0	0
Jarvis Redwine (1981-83).....	17	70	4.1	0
Spergon Wynn (2001).....	8	61	7.6	0
Mike Anthony Jones (1983-85).....	7	60	8.6	0
Bill McWatters (1964).....	14	60	4.3	1
Billy Butler (1962-64).....	22	59	2.7	0
Donovan McNabb (2011).....	14	59	4.2	1
Troy Williamson (2005-07).....	14	57	11.4	0
Doug Paschel (1980-81).....	15	53	3.5	1
Hassan Jones (1986-92).....	5	52	10.4	0
Lorenzo Booker (2010-11).....	13	52	4.0	0
Ronnie Hillman (2016).....	18	50	2.8	0
Sam Bradford (2016-17).....	22	50	2.3	0
Andrew Sendejo (2017).....	1	49	48.0	0
Nate Sendejo (2003-05).....	8	43	5.4	0
Archie Manning (1983-84).....	11	42	3.8	0
Jeff George (1999).....	16	41	2.6	0
George Shaw (1961).....	10	39	3.9	0
Ben Tate (2014).....	13	38	2.9	0
Bob Lee (1969-72, '75-78).....	39	37	0.9	2
James Brim (1987).....	2	36	18.0	1
Stefon Diggs (2015-17).....	14	36	2.6	0
Tony Adams (1987).....	11	31	2.8	0

Ted Dean (1964)	5	30	6.0	0	Brian Russell (2002-04)	1	4	4.0	0
Koren Robinson (2005)	4	27	6.8	1	John McCormick (1962)	2	4	2.0	0
Jerome Felton (2012-14)	4	27	6.8	0	Jim Young (1965-66)	3	4	1.3	0
Joe Johnson (1992)	4	26	6.5	0	Phil Frye (1987)	4	4	1.0	0
Bobby Phillips (1995)	14	26	1.9	0	Andre Thomas (1987)	6	4	0.7	0
Tony Richardson (2006-07)	12	25	2.1	0	Aundrea Allison (2007-08)	3	4	1.3	0
Zach Line (2013-16)	13	25	1.9	2	Dave Nelson (1984)	1	3	3.0	0
Billy Waddy (1984)	3	24	8.0	0	Troy Walters (2000-01)	1	3	3.0	0
Adam Walker (1987)	5	24	4.8	0	Stu Voigt (1970-80)	2	3	1.5	1
Cris Carter (1990-01)	10	24	2.4	0	Steve Harris (1987)	4	3	0.8	0
Jeff Dugan (2004-10)	11	23	2.1	0	Gordon Smith (1961-65)	1	2	2.0	0
Grady Alderman (1961-74)	0	22	22.0	0	Jeff Williams (1966)	1	2	2.0	0
Robert Green (1997)	6	22	3.7	0	Willie Spencer (1976)	4	2	0.5	0
Qadry Ismail (1993-96)	4	21	5.3	0	Larry Miller (1987)	1	1	1.0	0
Nafafuahi Tahii (2006-10)	10	21	2.1	0	Joe Senser (1979-84)	2	1	0.5	0
Bobby Brister (2000)	5	20	4.0	0	Randall McDaniel (1988-99)	2	1	0.5	0
Jeff Womack (1987)	9	20	2.2	0	Bob Ferguson (1963)	3	1	0.3	0
Cedric Smith (1990)	9	19	2.1	0	Sean Salisbury (1990-94)	15	1	0.1	0
Leo Lewis (1981-91)	16	19	1.2	0	Paul Krause (1968-79)	1	0	0.0	0
Bernard Berrian (2008-11)	5	18	3.6	0	Al Denson (1971)	1	0	0.0	0
Ron Groce (1976)	3	18	6.0	0	Jeff Siemon (1972-82)	1	0	0.0	0
Darrell Lester (1964)	4	18	4.5	0	Mike Saxon (1994-95)	1	0	0.0	0
Brooks Bollinger (2006-07)	5	18	3.6	0	Mitch Berger (1996-01)	1	0	0.0	0
Brett Wilson (1987)	5	16	3.2	0	Kyle Richardson (2002)	1	0	0.0	0
Eddie Payton (1980-82)	2	15	7.5	0	John Avery (2003)	1	0	0.0	0
Eddie Johnson (2003)	2	15	7.5	0	Charles Stackhouse (2003)	1	0	0.0	0
Nate Harrell (1980-82, 87)	6	15	2.5	0	Lance Rentzel (1965-66)	1	-1	-1.0	0
Brett Favre (2009-10)	26	15	0.6	0	Jim Gustafson (1985-89)	2	-2	-2.0	0
Wayne Wilson (1986)	8	14	1.8	0	Wayne Newsome (1990-93)	2	-2	-1.0	0
Bob Berry (1965-67, 73-76)	5	13	2.6	0	Tom Hall (1964-66, 68-69)	4	-4	-1.0	0
Bill Harris (1969-70)	6	13	2.2	0	Jay Fiedler (1998)	4	-6	-1.5	0
Jimmy Smith (1987)	7	13	1.9	0	Mike Mularkey (1983-88)	1	-6	-6.0	0
Travis Prentice (2001)	14	13	0.9	2	Jeff Locke (2013-16)	1	-6	-6.0	0
C.J. Ham (2017)	7	13	1.9	1	Bucky Scribner (1987-89)	2	-7	-3.5	0
Nick Davis (2002-03)	1	11	11.0	0	Shaun Hill (2002-05, 2015-16)	11	-2	-0.4	0
Jamie Caleb (1961)	3	11	3.7	0	Bobby Wade (2007-08)	1	-9	-9.0	0
Leonard Moore (1987)	4	11	2.8	0	Preston Carpenter (1966)	1	-10	-10.0	0
Charles Johnson (2014-16)	1	11	11.0	0	Jerry Reichow (1961-64)	1	-12	-12.0	0
Earl Denny (1967-68)	2	9	4.5	0	Mike Eischeid (1972-74)	1	-13	-13.0	0
Ahmad Rashad (1976-81)	1	8	8.0	0	Dwight Collins (1984)	3	-14	-4.7	0
Travis Taylor (2005-06)	3	8	2.7	0	Chris Kluwe (2005-12)	3	-19	-6.3	0
Bethel Johnson (2006)	4	8	2.0	0	Mike Mercer (1961)	1	-32	-32.0	0
Norm Snead (1971)	6	6	1.0	1					
Mike Wallace (2015)	1	6	6.0	0					
Gus Feroette (2003-04, 08)	31	5	0.2	1					
Steve Jordan (1982-94)	1	4	4.0	1					
Robert Tate (1997-01)	1	4	4.0	0					

PART OF THE FABRIC OF MINNESOTA SINCE 1961

The following excerpt explains the early stages of the Vikings franchise as chronicled in the Minnesota Vikings 1961 Press, Radio, TV Guide:

Twin Cities football enthusiasts began their quest for professional football some 12 years ago, and it was on January 28, 1960, that their efforts were culminated with the announcement – from Miami, Florida, where the National Football League owners were in session – that Minnesota was being granted a franchise for 1961. At the same meeting, Dallas was accepted to start play in 1960.

The franchise was granted just ten days after E. William Boyer, president of the Minneapolis Chamber of Commerce, had made an official presentation to the league on behalf of statewide Minnesota interests.

Besides Boyer in the founding group were: Max Winter, promoter and restaurateur, H.P. Skoglund, president of North American Life and Casualty Company; Ole Haugsrud, Duluth businessman, and the Northwest Publications, Inc., publishers of the St. Paul Dispatch and Pioneer Press, through its president, Bernard H. Ridder, Jr.

They decided to start with an original outlay of one million dollars, of which the Minneapolis sources would put up \$600,000; St. Paul \$300,000 and Duluth, representing the rest of the state, \$100,000.

Upon acquiring a franchise, the group hired Joe Thomas, former scout with the Los Angeles Rams, to scout the country in preparation for the 1961 draft meeting, and went on a nationwide search to find a general manager. This ended with the selection of Bert E. Rose, who was at the time the public relations director for the Rams. From September, 1960, when Rose reported, until July, 1961, such details as hiring a coaching and front-office staff, contracting for radio and television, establishing a ticket operation, drafting, selecting and signing players, and many more, have - or will be - accomplished in order to put the Vikings on the field in 1961.



The Vikings arrival in Minnesota in 1961 was greeted with excitement from the sports and business community. The Minneapolis Chamber of Commerce welcomed members of the club as they prepared to take the field for the first time.

VIKINGS TEAM RECORDS

1961-77 - 14 games; 1978-2017 - 16 games * = 16-game record where applicable G= 9 games # = 15 games
Note: The 1982 regular season was reduced to 9 games and the 1987 season to 15 games due to players strike

GAMES WON

Most Consecutive Games Won
(Including Postseason)

- 12 1969
- 10 1975
- 9 1973
- 9 1998
- 9 2002-03

Most Consecutive Games Won
(Regular Season)

- 12 1969
- 10 1975
- 10 1999-00
- 9 1973
- 9 1998-99
- 9 2002-03

Most Games Won, Season
(Including Postseason)

- 16 1998
- 14 1969, 1973, 2017
- 13 1976, 2009

Most Games Won, Season (Regular Season)

- 15 1998
- 13 2017
- 12 1969, 1970, 1973, 1975, 2009
- 11 1976, 1992, 2000, 2015

Most Consecutive Games Won,
Start of Season

- 10 1975
- 9 1973
- 7 1998, 2000

Most Consecutive Games Won,
End of Season

- 8 1998
- 4 2012
- 3 1964, 1970, 1974, 1993, 1999, 2002, 2015

Most Consecutive Home Games Won

- 15 1974-76
- 14 1969-70
- 13 1988-90
- 13 1999-00

Most Consecutive Road Games Won

- 7 1970-71
- 7 1973-74

GAMES LOST

Most Consecutive Games Lost

- 8 2001-02
- 7 1961
- 7 1961-62

Most Consecutive Games Without Victory

- 8 2001-02
- 7 1961
- 7 1961-62
- 7 1962

Most Games Lost, Season

- 13 1984, 2011
- 11 1961, 1962, 2001

Most Consecutive Home Games Lost

- 5 1966-67
- 5 2011

Most Consecutive Home Games Without
Victory

- 7 1966-67

Most Consecutive Away Games Lost

- 16 2000-02

Most Consecutive Away Games Without
Victory

- 16 2000-02

SCORING

Most Points, Season

- 556 1998
- 470 2009
- 416 2003

Most Points, Opponent, Season

- 484 1984

Fewest Points, Season

- 187 1982G
- 259 1979*

Fewest Points, Opponent, Season

- 133 1969
- 139 1979*

Most Points, Game

- 54 vs. Dal., 10/18/70
- 52 vs. Pit., 11/23/69

52 vs. Bal., 9/28/69

Most Points, Opponent, Game

- 56 vs. St.L., 10/6/63

Most Points, Both Teams, Game

- 89 @ Chi., 10/19/08 (Minn. 41, Chi. 48)
- 87 @ Chi., 12/17/61 (Minn. 35, Chi. 52)
- 86 @ LA Rams, 11/19/72 (Minn. 45, LA 41)

Fewest Points, Both Teams, Game

- 3 vs. G.B., 11/14/71 (Minn. 3, G.B. 0)

Most Points Overcome To Win Game

- 24 vs. S.F., 4/2/77
- 23 @ Phi., 12/1/85
- 21 @ S.F., 10/24/65
- 20 vs. Chi., 10/4/92

Most Points, Opponent,
Overcome To Win Game

- 21 @ Cin., 12/24/95
- 20 @ N.E., 11/13/94
- 20 vs. Det., 9/25/11

Most Points, First Half

- 35 vs. G.B., 9/28/86
- 35 vs. Det., 12/2/07

34 vs. Dal., 10/18/70

- 34 vs. Chi., 11/25/90

Most Points, Opponent, First Half

- 45 @ Sea., 9/29/02

Most Points, Both Teams, First Half

- 55 @ Sea., 9/29/02

Most Points, Second Half

- 38 vs. Jax., 12/20/98
- 35 @ LA Rams, 11/19/72
- 35 vs. Pit., 11/23/69

Most Points, Opponent, Second Half

- 35 vs. St.L., 10/6/63

Most Points, Both Teams, Second Half

- 58 vs. Buf., 9/15/02

Most Points, First Quarter

- 28 vs. G.B., 9/28/86
- 28 vs. Ari., 10/9/11
- 21 vs. Det., 11/15/92
- 21 @ Dal., 11/26/98
- 21 vs. T.B., 10/3/99
- 21 @ Ari., 12/14/08

21 @ Ari., 12/14/08

Most Points, Opponent, First Quarter

- 21 @ Oak., 12/11/77
- 21 @ Oak., 12/17/78
- 21 @ Den., 11/18/84
- 21 @ Cin., 11/23/86
- 21 @ S. F., 12/18/95
- 21 @ Det., 12/11/11

21 @ Det., 12/11/11

Most Points, Both Teams, First Quarter

- 31 @ Cin., 11/23/86

Most Points, Second Quarter

- 28 vs. S.F., 9/29/63
- 28 vs. Atl., 9/14/68
- 28 vs. S.D., 11/28/99
- 28 vs. Det., 12/2/07
- 24 vs. Det., 10/8/89
- 24 vs. Chi., 11/29/08
- 24 vs. NYG., 1/3/10
- 24 vs. Buf., 12/5/10

24 vs. Buf., 12/5/10

Most Points, Opponent, Second Quarter

- 31 @ Sea., 9/29/02
- 35 vs. S.F., 9/29/63
- 35 @ S.F., 10/24/65
- 35 vs. Det., 12/2/07

35 vs. Det., 12/2/07

Most Points, Third Quarter

- 24 @ Pit., 9/24/95
- 21 @ S.F., 10/24/65
- 21 vs. Phi., 12/22/85
- 21 vs. Det., 9/13/87

21 vs. Det., 9/13/87

Most Points, Opponent, Third Quarter

- 24 @ Chi., 9/19/85

Most Points, Both Teams, Third Quarter

- 31 @ Chi., 12/17/61

Most Points, Fourth Quarter

- 28 @ Phi., 12/1/85
- 24 @ Pit., 11/26/67
- 24 vs. T.B., 11/30/86
- 24 vs. Jax., 12/20/98

24 vs. Jax., 12/20/98

Most Points, Opponent, Fourth Quarter

- 28 @ Bal., 12/16/62
- 28 vs. St.L., 10/6/63
- 28 vs. G.B., 11/21/65
- 28 @ Chi., 9/17/89

28 @ Chi., 9/17/89

Most Points, Both Teams, Fourth Quarter

- 42 @ Bal., 12/8/13
- 41 @ Mia., 12/21/14

- 35 @ Bal., 12/16/62
- 35 @ Chi., 12/19/65
- 35 @ LA Rams, 11/19/72

35 @ Bal., 12/16/62

35 @ Chi., 12/19/65

35 @ LA Rams, 11/19/72

Most Consecutive Games Scoring

- 260 1991-2007
- 167 2007-2017
- 161 1962-73

Largest Margin of Victory

- 48 vs. Cle., 11/9/69 (51-3)
- 42 vs. N.O., 12/4/88 (45-3)
- 41 vs. Dal., 10/18/70 (54-13)
- 41 vs. Hou., 10/13/74 (51-10)
- 40 vs. Atl., 9/14/68 (47-7)
- 40 @ Dal., 11/13/88 (43-3)
- 40 vs. Jax., 12/20/98 (50-10)
- 38 vs. Bal., 9/28/69 (52-14)
- 38 vs. Pit., 11/23/69 (52-14)
- 38 vs. Atl., 11/9/75 (38-0)

Largest Margin of Defeat

- 44 @ S.F., 12/8/84 (7-51)
- 38 @ Det., 12/12/81 (7-45)
- 38 @ G.B., 11/14/11 (7-45)
- 36 @ LA Rams, 9/22/67 (3-39)
- 35 vs. Phi., 9/14/80 (7-42)
- 34 @ G.B., 11/11/07 (0-34)
- 32 @ L.A. Rams, 10/24/77 (3-35)
- 32 @ G.B., 10/12/14 (10-42)
- 31 6 times, last vs SEA, 12/6/15 (7-38)

TOUCHDOWNS

Most Touchdowns, Season

- 64 1998
- 56 2009
- 51 2003
- 50 2004

Most Touchdowns, Opponent, Season

- 59 1984

Fewest Touchdowns, Season

- 23 1982G
- 25 1967, 1971
- 28 1993*

Fewest Touchdowns, Opponent, Season

- 14 1970
- 14 1971
- 24 1988*

Most Touchdowns, Game

- 7 vs. Bal., 9/28/69
- 7 vs. Pit., 11/23/69
- 7 @ T.B., 10/23/88

Most Touchdowns, Opponent, Game

- 8 vs. St.L., 10/6/63
- 7 @ Chi., 12/17/61

Most Touchdowns, Both Teams, Game

- 12 @ Chi., 12/17/61

Most Consecutive Games Scoring
Touchdown

- 97 1995-2001
- 55 1962-66
- 53 2010-14

POINT AFTER TOUCHDOWNS

Most Point After Touchdowns, Season

- 59 1998
- 54 2009
- 48 1988
- 48 2003

Most Point After Touchdowns,
Opponent, Season

- 58 1984

Most Point After Touchdowns, Game

- 7 vs. Bal., 9/28/69
- 7 vs. Pit., 11/23/69
- 7 @ T.B., 10/23/88

Most Point After Touchdowns,
Opponent, Game

- 8 @ St.L., 10/6/63
- 7 @ Chi., 12/17/61

Most Consecutive Point After Touchdowns

- 199 1968-74

FIELD GOALS

Most Field Goals Attempted, Season

- 45 1970
- 44 1989
- 39 1994, 2015

Most Field Goals Attempted,
Opponent, Season

- 42 1999

Fewest Field Goals Attempted, Season

- 14 1982G
- 18 2001*, 2010*

Most Field Goals Attempted, Game

7 vs. LA Rams, 11/5/89
6 vs. N.O., 9/27/70
6 @ Chi., 9/23/73
6 vs. Cle., 11/4/73
6 vs. Cin., 12/25/89
6 vs. G.B., 9/26/93
6 @ Bal., 12/13/98
6 vs. Ind., 9/14/08
6 @ Tenn., 9/11/16
6 vs. Bal., 10/22/17

Most Field Goals Attempted, Opponent, Game

8 vs. Det., 11/13/66

Most Field Goals Attempted, Both Teams, Game

10 @ Chi., 9/23/73

Most Field Goals, Season

35 1998, 2012
34 1994, 2015
32 1989, 2017

Most Field Goals, Opponent, Season

34 2006

Fewest Field Goals, Season

8 1977, 1982G
12 1978

Most Field Goals, Game

7 vs. LA Rams, 11/5/89
6 @ Bal., 12/13/98
6 vs. Bal., 10/22/17

Most Field Goals, Opponent, Game

6 vs. Det., 11/13/66
6 @ Det., 10/17/99

Most Field Goals, Both Teams, Game

9 vs. Bal., 10/22/17
7 vs. Det., 11/13/66
7 @ Chi., 9/23/73
7 vs. NYG, 11/16/86
7 vs. LA Rams, 11/5/89
7 vs. G.B., 9/26/93
7 vs. Det., 9/20/98
7 @ Det., 10/17/99
7 vs. Chi., 9/24/06
7 vs. Oak., 11/18/07
7 vs. Det., 9/25/11
7 vs. Jax., 9/9/12
7 vs. Jax., 12/11/16

Most Consecutive Games Scoring, FGs

31 1968-70

SAFETIES

Most Safeties, Season

3 1965, 1981, 2008

Most Safeties, Opponent, Season

2 1988, 1995, 1996, 2007, 2014

Most Safeties, Game

2 @ Atl., 10/5/03
2 vs. G.B., 11/9/08

FIRST DOWNS

Most First Downs, Season

351 2004
350 2002

Most First Downs, Opponent, Season

368 2013

Most First Downs, Both Teams, Season

701 2004

Fewest First Downs, Season

167 1982G
272 2006*

Fewest First Downs, Opponent, Season

158 1963
243 1988

Most First Downs, Game

34 vs. Bal., 9/28/69
33 vs. Det., 11/6/88
32 @ G.B., 11/17/91
32 vs. N.O., 11/19/95

Most First Downs, Opponent, Game

36 vs. N.O., 12/18/11
36 @ Mia., 12/21/14

Most First Downs, Both Teams, Game

58 @ G.B., 11/24/13

Fewest First Downs, Game

3 @ G.B., 12/21/06

Fewest First Downs, Opponent, Game

3 @ Det., 11/24/88

Fewest First Downs, Both Teams, Game

14 @ Atl., 12/21/69

Most First Downs, Rushing, Season

142 1975

Most First Downs, Rushing, Opponent, Season

148 1979

Fewest First Downs, Rushing, Season

52 1982G
66 2016*

Fewest First Downs, Rushing, Opponent, Season

53 1982G
53 2006*

Most First Downs, Rushing, Game

19 vs. Chi., 10/17/65

Most First Downs, Rushing, Opponent, Game

20 vs. S.F., 10/19/61

Fewest First Downs, Rushing, Game

0 vs. Chi., 10/28/96
0 vs. Ind., 12/18/16

Fewest First Downs, Rushing, Opponent, Game

0 vs. S.F., 12/14/69
0 @ Det., 11/24/88
0 vs. Det., 1/2/00
0 @ Det., 12/10/06
0 vs. Chi., 11/29/09
0 vs. T.B., 9/24/17

Most First Downs Passing, Season

225 2004

Most First Downs Passing, Opponent, Season

247 2013

Fewest First Downs Passing, Season

85 1967
136 1987#
139 2007*

Fewest First Downs Passing, Opponent, Season

80 1977

Most First Downs, Passing, Game

24 vs. Bal., 9/28/69

Most First Downs, Passing, Opponent, Game

23 vs. N.O., 12/28/11
23 @ Stl., 12/16/12
23 @ Mia., 12/21/14

Fewest First Downs, Passing, Game

1 @ G.B., 12/21/06

Fewest First Downs, Passing, Opponent, Game

1 vs. Chi., 10/1/67
1 @ S.F., 11/29/76
1 @ Chi., 11/20/77
1 @ Chi., 12/3/06

Most First Downs, Penalty, Season

38 2017

Most First Downs, Penalty, Opponent, Season

36 2003

Fewest First Downs, Penalty, Season

8 1982G
16 1992*, 1993*

Fewest First Downs, Penalty, Opponent, Season

8 1962
10 1974

Most First Downs, Penalty, Game

7 vs. Oak., 11/20/11
6 vs. Oak., 9/14/81
6 vs. S.F., 10/24/99
6 vs. Stl., 11/8/15

Most First Downs, Penalty, Opponent, Game

7 @ Chi., 9/25/78

NET YARDS GAINED

Most Yards Gained, Season

6,339 2004
6,294 2003

Most Yards Gained, Opponent, Season

6,362 2013

Fewest Yards Gained, Season

2,879 1982G
4,316 2005*

Fewest Yards Gained, Opponent, Season

2,720 1969
4,091 1988*

Most Yards Gained, Game

622 vs. Bal., 9/28/69
605 @ N.O., 10/17/04
559 vs. S.F., 10/30/66
558 vs. Atl., 9/28/14

Most Yards Gained, Opponent, Game

576 @ Bal., 12/16/62

Most Yards Gained, Both Teams, Game

1,013 @ Was., 11/2/86

Fewest Yards Gained, Game

87 vs. G.B., 11/14/71

Fewest Yards Gained, Opponent, Game

60 vs. Atl., 11/9/75
60 @ N.O., 11/16/75
60 @ Det., 11/24/88

Fewest Yards Gained, Both Teams, Game

272 vs. LA Rams, 10/26/70

Most Consecutive Games, 300+ Yards

36 2002-2004

Most Consecutive Games, 400+ Yards

5 2004

RUSHING

ATTEMPTS

Most Rushing Attempts, Season

556 1975
551 1966

Most Rushing Attempts, Opponent, Season

583 1979

Fewest Rushing Attempts, Season

245 1982G
376 2001*

Fewest Rushing Attempts, Opponent, Season

260 1982G
338 1969
352 1995*

Most Rushing Attempts, Game

63 vs. Atl., 11/9/75

Most Rushing Attempts, Opponent, Game

65 vs. LA Rams, 9/19/76

Fewest Rushing Attempts, Game

9 vs. Ind., 12/18/16
11 vs. G.B., 11/29/81
11 @ N.O., 10/7/01

Fewest Rushing Attempts, Opponent, Game

6 vs. Ari., 11/26/06

YARDS

Most Yards Gained Rushing, Season

2,634 2007, 2012
2,507 2002
2,343 2003

Most Yards Gained Rushing, Opponent, Season

2,667 1961
912 1982G

Fewest Yards Gained Rushing, Season

1,205 2016*

Fewest Yards Gained Rushing, Opponent, Season

985 2006*
1,020 1982G

1,089 1969

Most Yards Gained Rushing, Game

378 vs. S.D., 11/4/07
311 @ Chi., 10/14/07

Most Yards Gained Rushing, Opponent, Game

343 vs. Chi., 11/20/70

Most Yards Gained Rushing, Both Teams, Game

548 vs. LA Rams, 11/5/61
486 vs. Chi., 10/17/65

Fewest Yards Gained Rushing, Game

11 vs. Chi., 10/28/96

Fewest Yards Gained Rushing, Opponent, Game

-3 @ Det., 12/10/06
4 vs. Sea., 11/22/09
7 @ Mia., 11/19/06

AVERAGE GAIN

Highest Average Gain Rushing, Season

5.4 2012
5.3 2002, 2007
5.2 2011

Lowest Average Gain Rushing, Season

3.2 1970, 2016

Highest Average Gain Game (Min. 10 att.)

9.0 @ Sea., 11/4/12

TOUCHDOWNS

Most Touchdowns, Rushing, Season

26 2002
23 2013

Most Touchdowns, Rushing, Opponent, Season

29 1961

Fewest Touchdowns, Rushing, Season

6 1982G
7 1996*

Fewest Touchdowns, Rushing, Opponent, Season

2 1971
5 2009*
7 2007, 2015

Most Touchdowns, Rushing, Game

4 Many times, last time vs. Atl., 12/28/14
Most Touchdowns, Rushing, Opponent, Game

5 vs. S.F., 10/15/61
5 @ St.L., 12/10/00

Most Touchdowns, Rushing, Both Teams, Game

7 vs. S.F., 10/15/61
7 @ Sea., 9/29/02

PASSING

ATTEMPTS

Most Passes Attempted, Season

709 1981

Most Passes Attempted, Opponent, Season

648 2013

Fewest Passes Attempted, Season

282 1968
432 2007*

Fewest Passes Attempted, Opponent, Season

292 1982G
312 1977
366 1979*

Most Passes Attempted, Game

63 @ T.B., 9/5/81
63 @ N.E., 10/20/91

Most Passes Attempted, Opponent, Game

70 @ N.E., 11/13/94

Most Passes Attempted, Both Teams, Game

112 @ N.E., 11/13/94

Fewest Passes Attempted, Game

8 @ G.B., 11/27/77

Fewest Passes Attempted, Opponent, Game

6 @ Chi., 10/23/72

Fewest Passes Attempted, Both Teams, Game

22 vs. G.B., 11/14/71

COMPLETIONS

Most Passes Completed, Season

414 2016

Most Passes Completed, Opponent, Season

419 2013

Fewest Passes Completed, Season

150 1967
232 1987#
249 2007*

Fewest Passes Completed, Opponent, Season

149 1967
149 1977
218 1990*

Most Passes Completed, Game

38 vs. Cle., 12/14/80
38 vs. G.B., 11/29/81
37 @ T.B., 9/5/81
37 @ Phi., 9/20/04

Most Passes Completed, Opponent, Game

45 @ N.E., 11/13/94

Most Pass Completions, Both Teams, Game

71 @ N.E., 11/13/94

Fewest Passes Completed, Game

2 @ G.B., 10/15/67

Fewest Passes Completed, Opponent, Game

2 vs. Chi., 12/3/72

Fewest Pass Completions, Both Teams, Game

11 vs. G.B., 11/14/71

YARDS

Most Yards Gained, Passing, Season

4,516 2004
4,333 1981
4,328 1988

Most Yards Gained, Passing, Opponent, Season

4,595 2013

Fewest Yards Gained, Passing, Season

1,655 1971
2,745 2007*

2,751 2012

Fewest Yards Gained, Passing, Opponent, Season

1,438 1970
2,489 1988*

Most Yards Gained, Passing, Game

530 vs. Bal., 9/28/69

Most Yards Gained, Passing, Opponent, Game

485 @ T.B., 12/7/80

Most Yards Gained, Passing, Both Teams, Game

918 @ S.D., 11/9/03

Fewest Yards Gained, Passing, Game

21 vs. G.B., 11/14/71
21 vs. Det., 12/11/71

Fewest Yards Gained, Passing, Opponent, Game

-7 @ N.O., 11/16/75

Fewest Yards Gained, Passing, Both Teams, Game

102 vs. Atl., 11/9/75

COMPLETION PERCENTAGE

Highest Completion Percentage, Season

70.4 2016 (414-588)

Highest Completion Percentage, Opponent, Season

68.2 2011 (367-538)

Lowest Completion Percentage, Season

44.6 1967 (150 of 336)

Lowest Completion Percentage, Opponent, Season

45.6 1988 (219 of 480)

Highest Completion Percentage, Game (10 att.)

87.5 vs. Cin., 11/13/77 (21 of 24)

Highest Completion Percentage, Opponent, Game (10 att.)

85.2 @ LA Raiders, 9/5/93 (23 of 27)
84.4 @ St.L., 12/10/00 (27 of 32)

Highest Completion Percentage, Both Teams, Game

77.6 @ Chi., 9/18/94 (52 of 67)

Lowest Completion Percentage, Game (10 att.)

18.2 @ G.B., 10/15/67 (2 of 11)

Lowest Completion Percentage, Opponent, Game

15.3 vs. Chi., 12/3/72 (2 of 13)

Lowest Completion Percentage, Both Teams, Game

29.8 @ Det., 12/17/67 (14 of 47)

TOUCHDOWNS

Most Touchdowns, Passing, Season

41 1998

Most Touchdowns, Passing, Opponent, Season

37 2013

Fewest Touchdowns, Passing, Season

9 1971
12 2007*

Fewest Touchdowns, Passing, Opponent, Season

6 1970
11 1993*

Most Touchdowns, Passing, Game

7 vs. Bal., 9/28/69
6 vs. G.B., 9/28/86

Most Touchdowns, Passing, Opponent, Game

5 8 times, last vs. N.O., 12/18/11

SACKS

TOTAL SACKS

Most Sacks, Season

71 1989
51 1992

Most Sacks, Opponent, Season

64 1984
61 1961

Fewest Sacks, Season

16 1961
25 2013*

Fewest Sacks, Opponent, Season

19 1974
25 1998*

Most Sacks, Game

9 vs. Det., 10/6/68
9 vs. Chi., 11/2/69
9 @ Atl., 12/20/70
9 @ Chi., 10/25/93

Most Sacks, Opponent, Game

11 @ Chi., 10/28/84
10 vs. Bal., 9/23/62

Most Sacks, Both Teams, Game

14 vs. Chi., 11/2/69

SACK YARDAGE

Most Sack Yardage, Season

502 1989

Most Sack Yardage, Opponent, Season

538 1961
465 1984*

Most Sack Yardage, Game

78 vs. Chi., 11/2/69
77 @ Atl., 12/20/70

Most Sack Yardage, Opponent, Game

104 @ Chi., 12/17/61

SACK RATIO

Highest Attempts/Sack Ratio, Season

24.4 1981 (709-29)
21.7 1994 (673-31)

Highest Attempts/Sack Ratio, Opponent, Season

21.1 1974 (400-19)

Highest Attempts/Sack Ratio, Opponent, Season

22.8 1961 (365-16)
20.1 2002 (542-27)
20.0 2006 (593-30)

Fewest Attempts/Sack Ratio, Season

6.2 1961 (377-61)
6.8 1964 (326-48)
7.1 1962 (348-49)

Fewest Attempts/Sack Ratio, Opponent, Season

6.9 1989 (488-71)
7.0 1963 (404-58)
7.2 1968 (323-45)

INTERCEPTIONS

TOTAL INTERCEPTIONS

Most Interceptions, Season

36 1988

Most Interceptions, Opponent, Season

34 1978

Fewest Interceptions, Season

8 2000, 2001, 2011

Fewest Interceptions, Opponent, Season

5 2016

Most Interceptions, Game

6 @ T.B., 10/23/88
6 @ Pit., 9/24/95

Most Interceptions, Opponent, Game

5 Many Times, last @ Cin., 9/18/05

YARDS

Most Yards, Season

693 2003
589 1988

Most Yards, Opponent, Season

445 1962
427 2010*

Fewest Yards, Season

43 2009

Fewest Yards, Opponent, Season

35 2016*
37 1982G

Most Yards, Game

169 @ N.Y., 11/25/07

Most Yards, Opponent, Game

176 @ N.O., 9/3/78

TOUCHDOWNS

Most Touchdowns By Interceptions, Season

6 1992, 2007

Most Touchdowns By Interceptions, Opponent, Season

4 1967, 2006

PUNTING

TOTAL PUNTS

Most Punts, Season

94 2006

Most Punts, Opponent, Season

100 1969

Most Punts, Game

12 @ G.B., 11/21/82

Most Punts, Opponent, Game

12 @ N.O., 11/16/75

Fewest Punts, Both Teams, Game

1 @ T.B., 10/29/00

Consecutive Punts, No Blocks

563 1979-87

AVERAGE YARDAGE

Highest Average Distance, Punting, Season

46.9 2008

Highest Average Distance, Punting, Opponent, Season
471 2011

Highest Average Distance, Punting, Game (4 punts)
57.5 @ Det., 9/16/07

Highest Average Distance, Punting, Opponent, Game (4 punts)
54.9 vs. S.D., 11/4/07

PUNT RETURNS

TOTAL RETURNS
Most Punt Returns, Season
59 1988

Most Punt Returns, Opponent, Season
52 1978

Most Punt Returns, Game
9 @ LA Rams, 12/2/79

Most Punt Returns, Opponent, Game
9 @ C.B., 12/21/06

YARDS GAINED
Most Yards, Punt Returns, Season
553 1988

Most Yards, Punt Returns, Opponent, Season
624 2008

Most Yards, Punt Returns, Game
119 @ NYG, 10/21/13

Most Yards, Punt Returns, Opponent, Game
176 @ N.O., 10/6/08

TOUCHDOWNS
Most Touchdowns, Punt Returns, Season
2 2016

Most Touchdowns, Punt Returns, Opponent, Season
4 2008

KICKOFF RETURNS

TOTAL RETURNS
Most Kickoff Returns, Season
86 1984, 2002

Most Kickoff Returns, Opponent, Season
91 2009

Most Kickoff Returns, Game
9 @ Phil., 11/11/01
9 @ Sea., 9/29/02

Most Kickoff Returns, Opponent, Game
10 @ Bal., 12/13/98

YARDS GAINED
Most Yards, Kickoff Returns, Season
1,775 1984, 2002

Most Yards, Kickoff Returns, Opponent, Season
2,060 2009

Most Yards, Kickoff Returns, Game
247 vs. G.B., 10/27/13

Most Yards, Kickoff Returns, Opponent, Game
367 @ Bal., 12/13/98

TOUCHDOWNS
Most Touchdowns, Kickoff Returns, Season
2 1999, 2009, 2013, 2015

Most Touchdowns, Kickoff Returns, Opponent, Season
4 1998

FUMBLES

TOTAL FUMBLES
Most Fumbles, Season
44 1963

Most Fumbles, Opponent, Season
50 1963

Fewest Fumbles, Season
10 1998
11 2014, 2017

Fewest Fumbles, Opponent, Season
16 2002

Most Fumbles, Game
8 @ S.F., 10/24/65

Most Fumbles, Opponent, Game
10 vs Det., 11/12/67

FUMBLES LOST
Most Fumbles Lost, Season
25 1965

Most Fumbles Lost, Opponent, Season
31 1963

Fewest Fumbles Lost, Season
2 2014
3 1980

Fewest Fumbles Lost, Opponent, Season
5 2017
6 2014

Most Fumbles Lost, Game
5 @ Atl., 12/21/69
5 @ Det., 12/9/62

Most Fumbles Lost, Opponent, Game
6 vs. Det., 11/24/63
6 vs. S.F., 10/15/61

Most Consecutive Games without Losing Fumble
10 1998-99

PENALTIES

TOTAL PENALTIES
Most Penalties, Season
137 2002

Most Penalties, Opponent, Season
137 2005

Fewest Penalties, Season
36 1961
70 2013*

Fewest Penalties, Opponent, Season
47 1972
81 1994*

Most Penalties, Game
16 @ Det., 12/19/82

Most Penalties, Opponent, Game
17 @ Cin., 9/18/05

Fewest Penalties, Game
0 6 times, last vs. Chi., 12/3/72

Fewest Penalties, Opponent, Game
0 @ G.B., 12/27/77
0 @ Chi., 10/23/72

YARDS PENALIZED
Most Yards Penalized, Season
1,139 2002

Most Yards Penalized, Opponent, Season
1,167 1998

Fewest Yards Penalized, Season
375 1961
565 1990*

Fewest Yards Penalized, Opponent, Season
399 1982g
614 1994*

Most Yards Penalized, Game
173 @ L.A. Rams, 9/22/67

Most Yards Penalized, Opponent, Game
169 @ Det., 10/25/98

Fewest Yards Penalized, Game
0 6 times, last vs. Chi., 12/3/72

Fewest Yards Penalized, Opponent, Game
0 3 times, last @ NVJ, 11/23/97

BLOCKED KICKS

Most, Season
13 1976, 1979

Most, Season, Opponent
6 1961, 1974

Most, Game
4 @ T.B., 11/25/79 (2 pat, 1-fg, 1 punt)

Most, Game, Opponent
2 vs. Dal., 10/20/68 (2-fgs)
2 vs. Buf., 12/9/79 (1-fg, 1 punt)
2 @ Atl., 12/15/85 (2-fgs)
2 vs. Chi., 10/28/96 (1 punt, 1-fg)
2 @ Det., 11/23/17 (1 fg, 1 pat)



The Vikings travel to New England in 2018 for a regular season game against the Patriots, only the 13th meeting between the clubs in the history of the franchises. The teams met for the first time in 1970 against the Boston Patriots.

VIKINGS TOUCHDOWNS BY SEASON

Year	Offensive			Defensive			Punt	Kick	Special Teams		
	Rush	Pass	Fumble	Int	Fumble	Total			Blk Punt	Blk FG	Total
1961	14	22	0	36	0	0	0	1	0	0	1
1962	7	22	0	29	1	1	2	0	0	0	0
1963	17	16	0	33	2	2	4	1	1	0	2
1964	14	23	0	37	4	1	5	0	0	0	0
1965	19	21	0	40	2	0	2	0	1	1	2
1966	15	18	0	33	1	0	1	0	0	0	0
1967	10	11	0	21	2	1	3	0	1	0	1
1968	19	11	0	30	1	0	1	1	0	0	1
1969	15	24	1	40	2	0	2	0	0	1	1
1970	16	12	0	28	2	3	5	0	0	2	2
1971	14	9	0	23	1	1	2	0	0	0	0
1972	11	19	0	30	2	2	4	0	0	0	0
1973	14	16	0	30	2	0	2	0	0	1	1
1974	17	22	0	39	0	1	1	0	0	0	0
1975	18	27	1	46	0	2	2	0	0	0	0
1976	18	17	0	35	0	0	0	0	0	1	1
1977	9	19	0	28	0	1	1	0	0	1	1
1978	10	25	0	35	0	1	1	0	0	1	1
1979	9	23	0	32	0	0	0	0	0	0	0
1980	14	22	0	36	2	0	2	0	1	0	1
1981	8	27	0	35	0	1	1	0	1	0	1
1982	6	15	0	21	1	1	2	0	0	0	0
1983	17	15	0	32	0	1	1	0	0	1	1
1984	10	18	0	28	1	2	3	0	0	0	0
1985	19	22	0	41	1	1	2	0	0	0	0
1986	14	31	0	45	2	0	2	0	0	1	1
1987	20	21	0	41	0	0	0	1	0	0	1
1988	22	20	0	42	5	2	7	0	0	0	0
1989	12	17	0	29	2	4	6	0	1	0	1
1990	10	25	0	35	2	2	4	0	0	0	0
1991	18	16	0	34	2	0	2	0	0	0	0
1992	19	18	0	37	6	2	8	0	0	0	0
1993	8	18	0	26	2	0	2	0	0	0	0
1994	11	18	0	29	4	3	7	0	0	0	0
1995	10	33	0	43	2	2	4	1	0	0	1
1996	7	24	0	31	1	0	1	1	0	0	1
1997	14	26	0	40	0	2	2	0	0	0	0
1998	17	41	0	58	3	2	5	0	1	0	1
1999	13	32	0	45	1	0	1	1	2	0	3
2000	14	33	0	47	0	0	0	0	0	0	0
2001	10	23	0	33	1	1	2	0	0	0	0
2002	26	19	0	45	1	0	1	0	0	0	0
2003	15	32	0	47	4	0	4	0	0	0	0
2004	8	39	0	47	1	1	2	1	0	0	1
2005	10	18	0	28	3	0	3	1	1	0	2
2006	12	13	1	26	3	2	5	1	0	0	1
2007	22	12	0	34	6	2	8	0	1	0	1
2008	15	22	0	37	0	2	2	1	0	0	1
2009	19	34	0	53	0	1	1	0	2	0	2
2010	16	14	0	30	1	1	2	0	1	0	1
2011	18	20	0	38	0	0	0	0	1	0	1
2012	16	18	0	34	3	0	3	1	1	0	2
2013	23	18	0	41	0	1	1	1	2	0	3
2014	12	17	1	30	2	1	3	0	0	2	2
2015	18	14	0	32	2	1	3	1	2	0	3
2016	9	20	0	29	2	2	4	2	1	0	3
2017	15	25	0	40	1	0	1	0	0	0	0



The 1989 Vikings defense scored 6 TDs as a unit and were the NFL's #1 ranked defense for the 2nd straight season in yards allowed.

VIKINGS IN FINAL NFL OFFENSIVE/DEFENSIVE RANKINGS (YARDS GAINED/ALLOWED)

Year	Offense			Defense		
	Total	Rush	Pass	Total	Rush	Pass
1961	12	7	13	14	14	13
1962	12	6	11	12	10	11
1963	11	4	12	9	7	10
1964	6	2	11	10	5	13
1965	4	2	8	7	9	6
1966	4	3	7	6	7	2
1967	14	9	14	6	15	3
1968	14	6	15	5	11	3
1969	10	4	12	*1	2	*1
1970	19	14	14	*1	5	*1
1971	23	17	25	2	6	3
1972	12	20	3	5	16	*1
1973	7	6	14	12	11	12
1974	3	15	2	10	5	18
1975	5t	10	3	*1	*1	*1
1976	6	18	4	6	17	*1
1977	14	21	6	11	21	3
1978	17	28	2	14	10	19
1979	19	23	12	18	26	11
1980	11	27	3	26	25	24
1981	6	28	2	17t	15	18
1982	14	22	5	19	14	19
1983	20	20	13	19	25	6
1984	25	18	22	28	27	26
1985	16	27	7	16	22	15
1986	4	16	5	11	13	13
1987	15	11	20	10	11	16
1988	7	20	4	*1	5	2
1989	14	7	17	*1	11	*1
1990	12	15	11	13	21	3
1991	10	4	21	14	20	13
1992	11	7	18	8	14	7
1993	17	21	14	*1	6	6
1994	3	20	3	5	*1	21
1995	4	16	5	20	4	28
1996	12	24	8	16	24	9
1997	8	6	14	29	23	29
1998	2	11	*1	13	11	19
1999	3	14	5	27	14	30
2000	5	6	7	28	15	28
2001	12	25	7	27	30	18
2002	2	*1	9	26	10	29
2003	*1	4	4	23	17	26
2004	4	18	2	28	21	29
2005	25	27	20	21	19	22
2006	23	16	18	8	*1	31T
2007	13	*1	28	20	*1	32
2008	17	5	25	6	*1	18
2009	5	13	8	6	2	19
2010	23	10	26	8	9	10
2011	18	4	28	21	11	26
2012	20	2	31	16	11	31
2013	13	8	23	31	16	24
2014	27	14	28	14	25	7
2015	29	4	31	13	17	12
2016	28	32	18	3	20	3
2017	11	7	11	*1	2	2

* Led NFL



The 2002 Vikings offensive line paved the way for the #1 rushing attack in the NFL, piling up 2,507 yards (156.6 ypg) on the ground.

VIKINGS OPENING DAY RESULTS (ALL-TIME RECORD 33-24-1)

DATE	OPPONENT (ATTENDANCE)	RESULT	HEAD COACH	STARTING QB	FINAL RECORD
9/17/1961.....	vs. Chicago (32,236).....	W, 37-13.....	Norm Van Brocklin.....	George Shaw.....	3-11
9/16/1962.....	at Green Bay (38,669).....	L, 7-34.....	Norm Van Brocklin.....	Fran Tarkenton.....	2-11-1
9/15/1963.....	at San Francisco (30,781).....	W, 24-20.....	Norm Van Brocklin.....	Fran Tarkenton.....	5-8-1
9/13/1964.....	vs. Baltimore Colts (35,563).....	W, 34-24.....	Norm Van Brocklin.....	Fran Tarkenton.....	8-5-1
9/19/1965.....	at Baltimore Colts (56,562).....	L, 16-35.....	Norm Van Brocklin.....	Fran Tarkenton.....	7-7
9/11/1966.....	at San Francisco (29,312).....	T, 20-20.....	Norm Van Brocklin.....	Fran Tarkenton.....	4-9-1
9/17/1967.....	vs. San Francisco (39,638).....	L, 21-27.....	Bud Grant.....	Ron VanderKelen.....	3-8-3
9/14/1968.....	vs. Atlanta (45,563).....	W, 47-7.....	Bud Grant.....	Joe Kapp.....	8-6-6
9/21/1969.....	at NY Giants (62,900).....	L, 23-24.....	Bud Grant.....	Gary Cuozzo.....	12-24-6
9/20/1970.....	vs. Kansas City (47,900).....	W, 27-10.....	Bud Grant.....	Gary Cuozzo.....	12-24-6
9/20/1971.....	at Detroit (54,418).....	W, 16-13.....	Bud Grant.....	Gary Cuozzo.....	11-34-6
9/18/1972.....	vs. Washington (47,900).....	L, 21-24.....	Bud Grant.....	Fran Tarkenton.....	7-7
9/16/1973.....	vs. Oakland (46,619).....	W, 24-16.....	Bud Grant.....	Fran Tarkenton.....	12-24-6
9/15/1974.....	at Green Bay (56,312).....	W, 32-17.....	Bud Grant.....	Fran Tarkenton.....	10-44-6
9/21/1975.....	vs. San Francisco (48,418).....	W, 27-17.....	Bud Grant.....	Fran Tarkenton.....	12-24-6
9/12/1976.....	at New Orleans (58,156).....	W, 40-9.....	Bud Grant.....	Fran Tarkenton.....	11-2-14-6
9/18/1977.....	vs. Dallas (47,678).....	L, 10-16 (OT).....	Bud Grant.....	Fran Tarkenton.....	9-54-6
9/3/1978.....	at New Orleans (54,187).....	L, 24-31.....	Bud Grant.....	Fran Tarkenton.....	8-7-14-6
9/2/1979.....	vs. San Francisco (46,539).....	W, 28-22.....	Bud Grant.....	Tommy Kramer.....	7-9
9/7/1980.....	vs. Atlanta (44,733).....	W, 24-23.....	Bud Grant.....	Tommy Kramer.....	9-74-6
9/5/1981.....	at Tampa Bay (66,287).....	L, 13-21.....	Bud Grant.....	Steve Dils.....	7-9
9/12/1982.....	vs. Tampa Bay (58,440).....	W, 17-10.....	Bud Grant.....	Tommy Kramer.....	5-44-6
9/4/1983.....	at Cleveland (70,087).....	L, 27-21.....	Bud Grant.....	Tommy Kramer.....	3-13
9/2/1984.....	vs. San Diego (57,276).....	L, 13-42.....	Les Steckel.....	Tommy Kramer.....	3-8
9/8/1985.....	vs. San Francisco (57,375).....	W, 28-21.....	Bud Grant.....	Tommy Kramer.....	7-9
9/7/1986.....	vs. Detroit (54,851).....	L, 10-13.....	Jerry Burns.....	Tommy Kramer.....	9-7
9/13/1987.....	vs. Detroit (57,061).....	W, 34-19.....	Jerry Burns.....	Wade Wilson.....	8-74-6
9/4/1988.....	at Buffalo (76,783).....	L, 10-13.....	Jerry Burns.....	Wade Wilson.....	11-54-6
9/10/1989.....	vs. Houston (54,015).....	W, 38-7.....	Jerry Burns.....	Wade Wilson.....	10-64-6
9/9/1990.....	at Kansas City (68,363).....	L, 21-24.....	Jerry Burns.....	Wade Wilson.....	6-10
9/1/1991.....	at Chicago (64,112).....	L, 6-10.....	Jerry Burns.....	Wade Wilson.....	8-8
9/6/1992.....	at Green Bay (58,617).....	W, 23-20 (OT).....	Dennis Green.....	Rich Gannon.....	11-54-6
9/5/1993.....	at LA Raiders (44,120).....	L, 7-24.....	Dennis Green.....	Jim McMahon.....	9-74-6
9/4/1994.....	at Green Bay (59,487).....	L, 10-16.....	Dennis Green.....	Warren Moon.....	10-64-6
9/3/1995.....	at Chicago (63,036).....	L, 14-31.....	Dennis Green.....	Warren Moon.....	8-8
9/1/1996.....	vs. Detroit (52,972).....	W, 17-13.....	Dennis Green.....	Warren Moon.....	9-74-6
8/31/1997.....	at Buffalo (79,139).....	W, 34-13.....	Dennis Green.....	Brad Johnson.....	9-74-6
9/6/1998.....	vs. Tampa Bay (62,538).....	W, 31-7.....	Dennis Green.....	Brad Johnson.....	15-14-6
9/12/1999.....	at Atlanta (69,555).....	W, 17-14.....	Dennis Green.....	Randall Cunningham.....	10-64-6
9/3/2000.....	vs. Chicago (64,104).....	W, 30-27.....	Dennis Green.....	Daunte Culpepper.....	11-54-6
9/9/2001.....	vs. Carolina (64,108).....	L, 13-24.....	Dennis Green.....	Daunte Culpepper.....	5-11
9/8/2002.....	at Chicago (63,226) *.....	L, 23-27.....	Mike Tice.....	Daunte Culpepper.....	6-10
9/7/2003.....	at Green Bay (70,505).....	W, 30-25.....	Mike Tice.....	Daunte Culpepper.....	9-7
9/12/2004.....	vs. Dallas (64,105).....	W, 35-17.....	Mike Tice.....	Daunte Culpepper.....	8-84-6
9/11/2005.....	vs. Tampa Bay (63,939).....	L, 13-24.....	Mike Tice.....	Daunte Culpepper.....	9-7
9/11/2006.....	at Washington (90,608).....	W, 19-16.....	Brad Childress.....	Brad Johnson.....	6-10
9/9/2007.....	vs. Atlanta (62,815).....	W, 24-3.....	Brad Childress.....	Tarvaris Jackson.....	8-8
9/8/2008.....	at Green Bay (71,004).....	L, 19-24.....	Brad Childress.....	Tarvaris Jackson.....	10-64-6
9/13/2009.....	at Cleveland (70,560).....	W, 34-20.....	Brad Childress.....	Brett Favre.....	12-44-6
9/9/2010.....	at New Orleans (70,051).....	L, 9-14.....	Brad Childress.....	Brett Favre.....	6-10
9/11/2011.....	at San Diego (66,716).....	L, 17-24.....	Leslie Frazier.....	Donovan McNabb.....	3-13
9/9/2012.....	vs. Jacksonville (56,607).....	W, 26-23 (OT).....	Leslie Frazier.....	Christian Ponder.....	10-64-6
9/8/2013.....	at Detroit (62,461).....	L, 24-34.....	Leslie Frazier.....	Christian Ponder.....	5-10-1-1
9/7/2014.....	at St. Louis (55,919).....	W, 34-6.....	Mike Zimmer.....	Matt Cassel.....	7-9
9/14/2015.....	at San Francisco (70,499).....	L, 3-20.....	Mike Zimmer.....	Teddy Bridgewater.....	11-54-6
9/11/2016.....	at Tennessee (63,816).....	W, 25-16.....	Mike Zimmer.....	Shaun Hill.....	8-8
9/11/2017.....	vs. New Orleans (66,606).....	W, 29-19.....	Mike Zimmer.....	Sam Bradford.....	13-34-6

* at Champaign, IL

qualified for playoffs

W won division

VIKINGS OPENING DAY HIGHS

PASSING YARDS

395.....	Tommy Kramer.....	vs. Atl., 9/7/80
361.....	Steve Dils.....	at T.B., 9/5/81
346.....	Sam Bradford.....	vs. N.O., 9/11/17

PASSING TDs

5.....	Daunte Culpepper.....	vs. Dal., 9/12/04
4.....	Tommy Kramer.....	vs. S.F., 9/2/79
4.....	Fran Tarkenton.....	vs. Chi., 9/17/61

RUSHING YARDS

180.....	Adrian Peterson.....	at Cle., 9/13/09
169.....	Robert Smith.....	at Buf., 8/31/97
140.....	Terry Allen.....	at K.C., 9/9/90

RUSHING TDs

3.....	Adrian Peterson.....	at Cle., 9/13/09
3.....	Daunte Culpepper.....	vs. Chi., 9/3/00

LONGEST RUNS

78t.....	Robert Smith.....	at Buf., 8/31/97
78t.....	Adrian Peterson.....	at Det., 9/8/13
73.....	Dave Osborn.....	vs. S.F., 9/17/67

RECEIVING YARDS

160.....	Ahmad Rashad.....	vs. Atl., 9/7/80
157.....	Adam Thielen.....	vs. N.O., 9/11/17
152.....	Gene Washington.....	at NYG, 9/21/69
152.....	Ahmad Rashad.....	vs. S.F., 9/2/79

RECEIVING TDs

4.....	Ahmad Rashad.....	vs. S.F., 9/2/79
2.....	Rickey Young.....	at N.O., 9/3/78
2.....	Herschel Walker.....	at K.C., 9/9/90
2.....	Stefon Diggs.....	vs. N.O., 9/11/17

PASS RECEPTIONS

12.....	Rickey Young.....	at N.O., 9/3/78
12.....	Det Brown.....	at T.B., 9/5/81
11.....	Ahmad Rashad.....	vs. Atl., 9/7/80

LONGEST RECEPTIONS

73t.....	Anthony Carter.....	vs. Det., 9/13/87
66.....	Randy Moss.....	vs. Chi., 9/3/00
63t.....	Onterio Smith.....	vs. Dal., 9/12/04

COMBINED NET YARDS

200.....	Herschel Walker.....	at K.C., 9/9/90
198.....	Adrian Peterson.....	at Cle., 9/13/09
193.....	Terry Allen.....	at K.C., 9/9/90

QB SACKS

3.0.....	Keith Millard.....	vs. Hou., 9/10/89
2.0.....	Brian Robison.....	vs. Atl., 9/9/07
2.0.....	John Randle.....	at Buf., 8/31/97
2.0.....	Everson Griffen.....	at Stl., 9/7/14

TOTAL TACKLES

21.....	Ed McDaniel.....	at G.B., 9/4/94
16.....	Jeff Siemon.....	at N.O., 9/3/78
16.....	Husain Abdullah.....	at S.D., 9/11/11

INTERCEPTIONS

2.....	Larry Vargo.....	at Bal., 9/19/65
2.....	Paul Krause.....	vs. Was., 9/18/72
2.....	Jeff Siemon.....	vs. Was., 9/18/72

LONGEST INTERCEPTION RETURNS

88t.....	Darren Sharper.....	vs. T.B., 9/11/05
81t.....	Harrison Smith.....	at Stl., 9/7/14
77.....	Brian Williams.....	at G.B., 9/7/03
77t.....	Eric Kendricks.....	at Tenn., 9/11/16

LONGEST KICKOFF RETURNS

103t.....	Percy Harvin.....	at S.D., 9/11/11
71.....	Clinton Jones.....	at NYG, 9/21/69
61.....	Cordarrelle Patterson.....	at Tenn., 9/11/16

LONGEST PUNT RETURNS

36.....	Darius Reynaud.....	at Cle., 9/13/09
29.....	Leonard Willis.....	at N.O., 9/12/76
27.....	Mewelde Moore.....	at Was., 9/11/06

LONGEST FIELD GOALS

55.....	Blair Walsh.....	vs. Jax., 9/9/12
53.....	Paul Edinger.....	vs. T.B., 9/11/05
52.....	Jan Stenerud.....	vs. S.D., 9/2/84
52.....	Blair Walsh.....	at Det., 9/8/13
52.....	Blair Walsh.....	at Stl., 9/7/14

LONGEST PUNTS

77.....	Mike Mercer.....	at G.B., 9/16/62
65.....	Randall Cunningham.....	at Buf., 8/31/97

BOLD - Active in 2017 for Vikings

NFL TEAMS OF THE DECADES

****All-Decade Teams chosen by the Pro Football Hall of Fame****

1970s ALL-DECADE TEAM

OFFENSE

WR - Harold Carmichael
WR - Drew Pearson
WR - Lynn Swann
WR - Paul Warfield
TE - Dave Casper
TE - Charlie Sanders
T - Dan Dierdorf
T - Art Shell
T - Rayfield Wright

T - RON YARY

G - Joe DeLamielleure
G - John Hannah
G - Larry Little
G - Gene Upshaw
C - Jim Langer
C - Mike Webster

QB - Terry Bradshaw
QB - Ken Stabler
QB - Roger Staubach
RB - Earl Campbell
RB - Franco Harris
RB - Walter Payton

RB - O.J. Simpson
K - Garo Yepremian
K - Jim Bakken

DEFENSE

DE - CARL ELLER

DE - L.C. Greenwood
DE - Harvey Martin
DE - Jack Youngblood
DT - Joe Greene
DT - Bob Lilly
DT - Merlin Olsen

DT - ALAN PAGE

LB - Bobby Bell
LB - Robert Brazile
LB - Dick Butkus
LB - Jack Ham
LB - Ted Hendricks
LB - Jack Lambert
CB - Willie Brown
CB - Jimmy Johnson
CB - Roger Wehrli
CB - Louis Wright
S - Dick Anderson
S - Cliff Harris
S - Ken Houston
S - Larry Wilson

SPECIALISTS

P - Ray Guy

1980s ALL-DECADE TEAM

OFFENSE

WR - Jerry Rice
WR - Steve Largent
WR - James Lofton
WR - Art Monk
TE - Kellen Winslow
TE - Ozzie Newsome
T - Anthony Munoz
T - Jim Covert

T - GARY ZIMMERMAN

T - Joe Jacoby
G - John Hannah
G - Russ Grimm
G - Bill Fralic
G - Mike Munchak
C - Dwight Stephenson
C - Mike Webster

QB - Joe Montana
QB - Dan Fouts
RB - Walter Payton
RB - Eric Dickerson
RB - Roger Craig
RB - John Riggins

DEFENSE

DE - Reggie White
DE - Howie Long
DE - Lee Roy Selmon
DE - Bruce Smith
DT - Randy White
DT - Dan Hampton
DT - Dave Butz

DT - KEITH MILLARD

LB - Mike Singletary
LB - Lawrence Taylor
LB - Ted Hendricks
LB - Jack Lambert
LB - Andre Tippett
LB - John Anderson
LB - Carl Banks
CB - Mike Haynes
CB - Mel Blount
CB - Frank Minnifield
CB - Lester Hayes

S - Ronnie Lott
S - Kenny Easley
S - Deron Cherry
S - JOEY BROWNER
S - Nolan Cromwell

SPECIALISTS

P - Sean Landeta
P - Reggie Roby
K - Morten Andersen
K - Gary Anderson
K - Eddie Murray
PR - Billy Johnson
PR - John Taylor
KR - Mike Nelms
KR - Rick Upchurch

1990s ALL-DECADE TEAM

OFFENSE

WR - CRIS CARTER
WR - Jerry Rice
WR - Tim Brown
WR - Michael Irvin
TE - Shannon Sharpe
TE - Ben Coates
T - William Roaf

T - GARY ZIMMERMAN

T - Tony Boselli
T - Richmond Webb
G - Bruce Matthews
G - RANDALL McDANIEL
G - Larry Allen
G - Steve Wisniewski
C - Dermontti Dawson
C - Mark Stepanoski

QB - John Elway
QB - Brett Favre
RB - Barry Sanders
RB - Emmitt Smith
RB - Terrell Davis
RB - Thurman Thomas

DEFENSE

DE - Bruce Smith
DE - Reggie White
DE - CHRIS DOLEMAN
DE - Neil Smith
DT - Cortez Kennedy

DT - JOHN RANDLE

DT - Warren Sapp
DT - Bryant Young
LB - Kevin Greene
LB - Junior Seau
LB - Derrick Thomas
LB - Cornelius Bennett
LB - Hardy Nickerson
LB - Levon Kirkland
CB - Deion Sanders
CB - Rod Woodson
CB - Darrell Green
CB - Aeneas Williams

S - Steve Atwater
S - LeRoy Butler
S - Carnell Lake
S - Ronnie Lott

SPECIALISTS

P - Darren Bennett
P - Sean Landeta
K - Morten Andersen
K - GARY ANDERSON
PR - Deion Sanders
PR - Mel Gray
KR - Michael Bates
KR - Mel Gray

2000s ALL-DECADE TEAM

OFFENSE

WR - RANDY MOSS
WR - Marvin Harrison
WR - Torrey Holt
WR - Terrell Owens
TE - Tony Gonzalez
TE - Antonio Gates
T - Walter Jones
T - Jonathan Ogden
T - Orlando Pace
T - Willie Roaf
G - Alan Faneca

G - STEVE HUTCHINSON

G - Larry Allen
G - Will Shields
C - Kevin Mawae
C - Olin Kreutz
QB - Tom Brady
QB - Peyton Manning
RB - LaDainian Tomlinson
RB - Edgerrin James
RB - Shaun Alexander
RB - Jamal Lewis
FB - Lorenzo Neal

DEFENSE

DE - Dwight Freeney
DE - Michael Strahan
DE - Julius Peppers
DE - Jason Taylor
DT - Warren Sapp
DT - Richard Seymour
DT - La'Roi Glover

DT - KEVIN WILLIAMS

LB - Derrick Brooks
LB - Ray Lewis
LB - Brian Urlacher
LB - Joey Porter
LB - Zach Thomas
LB - DeMarcus Ware
CB - Champ Bailey
CB - Charles Woodson
CB - Ronde Barber
CB - Ty Law

S - Ed Reed
S - Brian Dawkins
S - Troy Polamalu

S - DARREN SHARPER

SPECIALISTS

P - Shane Lechler
P - Brian Moorman
K - Adam Vinatieri
K - David Akers
PR - Dante Hall
PR - Devin Hester
KR - Josh Cribbs
KR - Dante Hall



TRAINING
HAUS
POWERED BY TCO

**SERVING PROS AND ATHLETES OF ALL AGES
WITH SMALL GROUP AND TEAM TRAINING**

Learn more at TrainingHAUS.com

952-456-7650
2645 Vikings Circle | Eagan

© 2018 Training HAUS. All rights reserved.

PLAYOFF RECORDS

VIKINGS ALL-TIME PLAYOFF LEADERS

PASSING (MINIMUM 100 ATTEMPTS)

Player	G	Att.	Cmp.	Pct.	Yds.	TD	Lg	Int	Rtg
1. Cunningham, R. (1997-99)	5	151	79	52.3	1,036	9	66t	3	85.9
2. Kapp, Joe (1967-69)	4	101	61	60.3	835	3	28	3	84.4
3. Culpepper, D. (1999-05)	4	134	73	54.5	980	8	68t	5	82.3
4. Wilson, Wade (1999-05)	6	185	99	53.5	1,322	7	63	6	75.6
5. Tarkenton, Fran (1961-66, 72-78)	11	292	149	51.0	1,803	11	57	17	58.6

RUSHING

Player	G	Att.	Yds.	Avg.	Lg	TD
1. Foreman, Chuck (1973-79)	13	229	860	3.8	62	7
2. Smith, Robert (1993-00)	9	145	590	4.1	27	1
3. Peterson, Adrian (2007-16)	5	116	412	3.6	40t	5
4. Osborn, Dave (1965-75)	13	109	380	3.5	22	5
5. Reed, Oscar (1968-74)	9	56	229	4.1	46	0
6. Nelson, Darrin (1982-89, '91-92)	7	46	170	3.7	14	0
7. Brown, Ted (1979-86)	3	42	160	3.8	18t	3
8. Kapp, Joe (1967-69)	4	27	160	5.9	19	2
9. Hoard, Leroy (1966-99)	6	41	155	3.8	12	4
10. Brown, Bill (1962-74)	12	42	139	3.3	19	1

RECEIVING

Player	G	No.	Yds.	Avg.	Lg	TD
1. Carter, Kris (1990-01)	12	60	842	14.0	66t	8
2. Foreman, Chuck (1973-79)	13	45	447	9.9	57	0
3. Carter, Anthony (1985-93)	8	37	644	17.4	63	1
4. Moss, Randy (1998-04)	8	35	723	20.7	68t	9
5. Voigt, Stu (1970-80)	14	30	362	12.1	28	3
6. Jordan, Steve (1982-94)	11	26	343	13.2	36	1
7. Henderson, John (1968-72)	6	23	309	13.4	46	0
8. Reed, Jake (1991-99, '01)	7	21	353	16.8	53	2
9. Rashad, Ahmad (1976-82)	7	20	278	13.9	35	1
9t. Smith, Robert (1993-00)	9	20	153	7.7	32	1

PUNTING (MINIMUM 20 PUNTS)

Player	G	No.	Avg.	Lg	Blk
1. Kluge, Chris (2005-12)	4	22	45.2	61	0
2. Berger, Mitch (1996-01)	9	41	40.1	63	0
3. Clabo, Neil (1975-77)	4	41	38.6	52	0
4. Coleman, Greg (1978-87)	4	20	38.3	46	1
5. Eischeid, Mike (1972-74)	6	31	38.1	52	1

INTERCEPTIONS

Player	G	No.	Yds.	Avg.	Lg	TD
1. Bryant, Bobby (1967-80)	14	6	80	13.3	63t	1
2t. Browner, Joey (1983-91)	6	3	40	13.3	26	0
2t. Wright, Jeff (1971-77)	12	3	34	11.3	18	0
2t. Wright, Nate (1971-80)	12	3	26	8.7	26	0
2t. Turner, John (1979-83, 85, 87)	4	3	25	8.3	17	0
2t. Krause, Paul (1968-79)	19	3	14	4.7	14	0
2t. Griffith, Robert (1994-01)	8	3	46	15.3	31	0
8t. Rutland, Reggie (1987-92)	6	2	45	22.5	45t	1
8t. Hilgenberg, Wally (1968-79)	19	2	0	0.0	0	0
8t. Tate, Robert (1997-01)	5	2	5	2.5	4	0

PUNT RETURNS (MINIMUM 10 RETURNS)

Player	G	No.	Yds.	Avg.	Lg	TD
1. Carter, Anthony (1985-93)	8	17	259	15.2	84t	1

KICKOFF RETURNS (MINIMUM 10 RETURNS)

Player	G	No.	Yards	Avg.	Lg	TD
1. Palmer, David (1994-00)	6	22	517	23.5	51	0
2. West, Charlie (1968-73)	8	18	387	21.5	51	0
3. Nelson, Darrin (1982-89, 91-92)	8	11	233	21.2	34	0

SCORING

Player	G	TD	PAT	FG	2pt	Tot
1. Cox, Fred (1963-77)	19	--	38	11	--	71
2. Moss, Randy (1998-04)	8	9	--	--	--	54
3. Carter, Kris (1990-01)	12	8	--	--	--	1 50
4. Anderson, Gary (1998-02)	6	--	17	9	--	44
5. Nelson, Chuck (1986-88)	5	--	13	10	--	43
6. Foreman, Chuck (1973-79)	13	6	--	--	--	36
7t. White, Sammy (1976-86)	9	5	--	--	--	30
7t. Gilliam, John (1972-75)	7	5	--	--	--	30
7t. Osborn, Dave (1965-75)	14	5	--	--	--	30
7t. Hoard, Leroy (1966-99)	7	5	--	--	--	30
7t. Peterson, Adrian (2007-16)	5	5	--	--	--	30

FIELD GOALS (MINIMUM 10 MADE)

Player	G	Att.	Made	Pct.	Lg
1. Nelson, Chuck (1986-88)	5	11	10	.909	47
2. Cox, Fred (1963-77)	19	18	11	.611	44

BIG DAYS/PLAYOFFS

100 YARDS RUSHING

140	Robert Smith vs. Dal., 1/9/00
124	Robert Smith vs. Ari., 1/10/99
122	Adrian Peterson vs. N.O., 1/24/10
118	Chuck Foreman vs. LA Rams, 12/26/76
114	Chuck Foreman vs. Stl., 12/21/74
108	Dave Osborn vs. Cle., 1/4/70
105	Chuck Foreman vs. Was., 12/18/76
101	Brent McClanahan vs. Was., 12/18/76
101	Chuck Foreman vs. LA Rams, 12/26/77

250 YARDS PASSING

424	Jeff George @ Stl., 1/16/00
331	Randall Cunningham @ S.F., 1/3/98
318	Case Keenum vs. N.O., 1/14/18
316	Daunte Culpepper @ Phil., 1/16/05
310	Brett Favre @ N.O., 1/24/10
302	Daunte Culpepper vs. N.O., 1/6/01
298	Wade Wilson @ S.F., 1/9/88
292	Warren Moon vs. Chi., 1/1/95
287	Joe Kapp @ Balt., 12/22/68
284	Daunte Culpepper @ G.B., 1/9/05
271	Case Keenum @ Phil., 1/21/18
266	Randall Cunningham vs. Atl., 1/17/99
255	Wade Wilson @ S.F., 1/1/89
253	Tommy Kramer vs. Atl., 1/9/83
253	Wade Wilson vs. LA Rams, 12/26/88
252	Tommy Kramer @ Was., 1/15/83

100 YARDS RECEIVING

227	Anthony Carter @ S.F., 1/9/88
188	Randy Moss @ Stl., 1/16/00
159	Amp Lee vs. Chi., 1/1/95
149	Steve Jordan @ S.F., 1/6/90
141	Sidney Rice vs. Dal., 1/17/10
137	Stefon Diggs vs. N.O., 1/14/18
127	Randy Moss vs. Dal., 1/9/00
121	Randy Moss vs. N.O., 1/6/01
120	Gene Washington vs. Cle., 1/4/70
120	Cris Carter vs. N.O., 1/6/01
119	Marcus Robinson @ Phil., 1/19/05
114	Jake Reed @ S.F., 1/3/98
111	John Henderson vs. K.C., 1/11/70
111	Cris Carter @ Stl., 1/16/00
102	Anthony Carter vs. LA Rams, 12/26/88
102	Bernard Berrian @ N.O., 1/24/10

BOLD - Active in 2017 for Vikings

INDIVIDUAL PLAYOFF RECORDS

COACHES

Playoff Seasons

- 12 Bud Grant, 1968-71, 73-78, 80, 82
 - 8 Dennis Green, 1992-94, 96-00
 - 3 Jerry Burns, 1987-89
 - 2 Brad Childress, 2008-09
 - 2 **Mike Zimmer, 2015, '17**
- ### Consecutive Playoff Seasons
- 6 Bud Grant, 1973-78
 - 5 Dennis Green, 1996-00
 - 4 Bud Grant, 1968-71
 - 3 Dennis Green, 1992-94
 - 3 Jerry Burns, 1987-89
 - 2 Brad Childress, 2008-09

SERVICE

Most Seasons

- 11 Ron Yary, 1968-71, 1973-78, 80
- 10 Carl Eller, 1968-71, 1973-78
- 10 Wally Hilgenberg, 1968-71, 1973-78
- 10 Paul Krause, 1968-71, 1973-78
- 10 Jim Marshall, 1968-71, 1973-78
- 10 Mick Tingelhoff, 1968-71, 1973-78

Most Games Played

- 20 Ron Yary, 1968-81
- 19 Carl Eller, 1964-78
- 19 Wally Hilgenberg, 1968-79
- 19 Paul Krause, 1968-79
- 19 Jim Marshall, 1968-79
- 19 Mick Tingelhoff, 1968-78

Most Consecutive Games Played

- 20 Ron Yary, 1968-80
- 19 Wally Hilgenberg, 1968-78
- 19 Jim Marshall, 1968-78
- 19 Mick Tingelhoff, 1968-78
- 18 Carl Eller, 1968-78
- 18 Paul Krause, 1968-78

Most Games Started

- 19 Jim Marshall, 1968-79
- 19 Mick Tingelhoff, 1968-78
- 19 Carl Eller, 1968-78
- 19 Paul Krause, 1968-79

Most Consecutive Games Started

- 19 Carl Eller, 1968-78
- 19 Jim Marshall, 1968-79
- 19 Mick Tingelhoff, 1968-78
- 19 Paul Krause, 1968-79

SCORING

Total Points

- 18 Adrian Peterson @ N.O., 1/24/10
- 18 Sidney Rice vs. Dal., 1/17/10
- 18 Leroy Hoard vs. Ari., 1/10/99
- 18 Chuck Nelson @ S.F., 1/9/88

Touchdowns

- 3 Adrian Peterson @ N.O., 1/24/10
- 3 Sidney Rice vs. Dal., 1/17/10
- 3 Leroy Hoard vs. Ari., 1/10/99

Field Goals Made

- 5 Chuck Nelson @ S.F., 1/9/88
- 3 Rick Danneier vs. Atl., 1/9/83
- 3 Chuck Nelson @ N.O., 1/3/88
- 3 Eddie Murray @ NVG, 12/27/97
- 3 Blair Walsh vs. Sea., 1/10/16

Longest Field Goal

- 52 Fuad Revez @ NVG, 1/9/94

Field Goals Attempted

- 5 Chuck Nelson @ S.F., 1/9/88 (5 FG)

Extra Points Attempted-Made

- 5-5 Fred Cox vs. Wash., 12/18/76
- 5-5 Chuck Nelson @ N.O., 1/3/88
- 5-5 Gary Anderson vs. Ari., 1/10/99

RUSHING

Yards

- 140 Robert Smith vs. Dal., 1/9/00
- 124 Robert Smith vs. Ari., 1/10/99
- 122 Adrian Peterson @ N.O., 1/24/10

Rushing Attempts

- 31 Chuck Foreman @ N.O., 12/26/77

Touchdowns Rushing

- 3 Adrian Peterson @ N.O., 1/24/10
- 2 Dave Osborn vs. LA Rams, 12/27/69
- 2 Chuck Foreman vs. Was., 12/18/76
- 2 Alfred Anderson vs. LA Rams, 12/26/88
- 2 Leroy Hoard vs. Ari., 1/10/99
- 2 Adrian Peterson vs. Phil., 1/4/09

Rushing Average (Min. 10 Attempts)

- 7.9 Chuck Foreman vs. LA Rams, 12/26/76 (15-18)
- 6.5 Robert Smith vs. Ari., 1/10/99 (19-124)
- 6.0 Dave Osborn vs. Cle., 1/4/70 (18-108)

Longest Run

- 62 Chuck Foreman vs. LA Rams, 12/26/76
- 46 Oscar Reed vs. Was., 12/22/73
- 41 Brent McClanahan vs. Was., 1/18/76
- 40t Adrian Peterson vs. Phil., 1/4/09 (td)
- 30t Chuck Foreman vs. Was., 12/18/76 (td)
- 30 Daunte Culpepper vs. N.D., 1/6/01

PASSING

Passing Yards

- 424 Jeff George @ Stl., 1/16/00
- 331 Randall Cunningham @ S.F., 1/3/98
- 318 **Case Keenum vs. N.D., 1/14/18**
- 316 Daunte Culpepper @ Phil., 1/16/05
- 310 Brett Favre @ N.O., 1/24/10
- 302 Daunte Culpepper vs. N.O., 1/6/01

Pass Attempts

- 52 Warren Moon vs. Chi., 1/1/95
- 48 Randall Cunningham vs. Atl., 1/17/99

Pass Completions

- 29 Warren Moon vs. Chi., 1/1/95
- 29 Randall Cunningham vs. Atl., 1/17/99
- 29 Jeff George @ Stl., 1/16/00

Touchdown Passes

- 4 Jeff George @ Stl., 1/16/00
- 4 Daunte Culpepper @ G.B., 1/9/05
- 4 Brett Favre vs. Dal., 1/17/10
- 3 Fran Tarkenton vs. Was., 12/18/76
- 3 Randall Cunningham @ S.F., 1/3/98
- 3 Randall Cunningham vs. Ari., 1/10/99
- 3 Jeff George vs. Dal., 1/9/00
- 3 Daunte Culpepper vs. N.D., 1/6/01

Passes Had Intercepted

- 5 Tommy Kramer @ Phil., 1/3/81

Completion Percentage

(Min. 15 attempts)

- 72.2 Rich Gannon @ S.F., 1/6/90 (13-18)
- 70.8 **Teddy Bridgewater vs. Sea., 1/10/16 (17-24)**
- 65.5 Daunte Culpepper @ G.B., 1/9/05 (19-29)

Longest Completion

- 75 Joe Kapp to Gene Washington vs. Cle., 1/4/70, (td)
- 68 Daunte Culpepper to Randy Moss vs. N.O., 1/6/01 (td)
- 68 Daunte Culpepper to Moe Williams, @ G.B., 1/9/05 (td)
- 66 Randall Cunningham to Cris Carter @ S.F., 1/3/98

Most Times Sacked

- 8 Wade Wilson @ Was., 1/17/88

PASS RECEIVING

Receptions

- 11 Amp Lee vs. Chi., 1/1/95
- 11 **Jerick McKinnon @ Phil., 1/21/18**
- 10 Anthony Carter @ S.F., 1/9/88

Receiving Yards

- 227 Anthony Carter @ S.F., 1/9/88
- 188 Randy Moss @ Stl., 1/16/00

Touchdowns Receiving

- 3 Sidney Rice vs. Dal., 1/17/10
- 2 John Gilliam vs. Was., 12/22/73
- 2 John Gilliam vs. Stl., 12/21/74
- 2 Sammy White vs. Was., 12/18/76
- 2 Cris Carter @ S.F., 1/3/98
- 2 Randy Moss @ Stl., 1/16/00
- 2 Randy Moss vs. N.D., 1/6/01
- 2 Randy Moss @ G.B., 1/9/05

RUSHING-RECEIVING

Yards

- 257 Anthony Carter @ S.F., 1/9/88, (ru-30, re-227)
- 199 Chuck Foreman @ LA Rams, 12/26/77, (ru-118, re-81)
- 198 Robert Smith vs. Dal., 1/9/00, (ru-140, re-58)

COMBINED YARDAGE

Yards

- 278 Anthony Carter @ S.F., 1/9/88 (ru-30, re-227, rt-21)

PUNTING

Punts

- 10 Bucky Scribner @ Was., 1/17/88

Punt Average (Min. 4 punts)

- 50.8 Mitch Berger vs. Atl., 1/17/99 (4-203)

PUNT RETURNS

Punt Returns

- 6 Anthony Carter @ N.O., 1/3/88

Punt Return Yardage

- 143 Anthony Carter @ N.O., 1/3/88

Longest Punt Return

- 84 Anthony Carter @ N.O., 1/3/88 (td)

Punt Return Average (3 returns)

- 23.8 Anthony Carter @ N.O., 1/3/88, (6-143)

Fair Catches

- 5 Bobby Bryant vs. S.F., 12/27/70
- 5 Marcus Sherels @ G.B., 1/5/13

KICKOFF RETURNS

Kickoff Returns

- 7 Robert Tate @ Stl., 1/16/00

Kickoff Return Yardage

- 151 Robert Tate @ Stl., 1/16/00

Longest Kickoff Return

- 61 Clinton Jones vs. Dal., 12/25/71

Kickoff Return Average (3 returns)

- 26.5 David Palmer @ NVG, 12/27/97, (4-106)

INTERCEPTIONS

Interceptions

- 2 Bobby Bryant @ Dal., 12/30/73
- 2 Bobby Bryant vs. LA Rams, 12/26/76
- 2 John Turner vs. Atl., 1/9/83
- 2 Joey Browner vs. LA Rams, 12/26/88
- 2 Robert Griffith vs. Ari., 1/10/99

Interception Return Yardage

- 63 Bobby Bryant @ Dal., 12/30/73

Longest Interception Return (All TDs)

- 63 Bobby Bryant @ Dal., 12/30/73

- 45 Reggie Rutland, @ S.F., 1/9/88

FUMBLES

Longest Fumble Return (All TDs)

- 22 Paul Krause vs. S.F., 12/27/70

- 20 Nate Wright vs. Stl., 12/21/74

TACKLES

Career Total (solos and assists)

- 129 Jeff Siemon
- 123 Wally Hilgenberg
- 112 Alan Page

Season Total (solos and assists)

- 34 Jeff Siemon, 1974
- 32 Joey Browner, 1987
- 28 Roy Winston, 1969
- 28 Jeff Siemon, 1976

Game Total (solos and assists)

- 17 Jeff Siemon vs. Oak., 1/9/77
- 16 Wally Hilgenberg vs. Dal., 12/28/75
- 16 Jeff Siemon @ Phil., 1/3/81

SACKS

Career

- 10.5 Carl Eller (1964-78)
- 8.5 Alan Page (1967-78)
- 7.5 Jim Marshall (1961-79)

Season

- 4.0 Ray Edwards, 2009
- 3.0 Bob Lurtsema, 1974
- 3.0 Carl Eller, 1975
- 3.0 Chris Doleman, 1987

Game

- 3.0 Carl Eller vs. Dal., 12/28/75
- 3.0 Ray Edwards vs. Dal., 1/17/10
- 2.0 Carl Eller vs. LA Rams, 12/27/69
- 2.0 Alan Page vs. Dal., 12/25/71
- 2.0 Carl Eller vs. LA Rams, 12/26/76
- 2.0 Jim Marshall @ Dal., 1/1/78
- 2.0 Chris Doleman @ S.F., 1/9/88
- 2.0 Jason Fisk vs. Atl., 1/17/99
- 2.0 Jared Allen vs. Phil., 1/4/09

TEAM PLAYOFF RECORDS

SCORING

Most Points
44 @ N.O., 1/3/88, 44-10 W
Fewest Points
0 @ NYG, 1/14/01, 0-41 L
Opponent/Most Points
49 @ Stl., 1/16/00, 37-49 L
Opponent/Fewest Points
3 Dal., 1/27/10, 34-3 W
Most Decisive Win
34 @ N.O., 1/3/88, 44-10
Most Decisive Loss
41 @ NYG, 1/14/01, 0-41
Most Points Combined
86 @ Stl., 1/16/00, 37-49 L
62 vs. Ari., 1/10/99, 41-21 W
Most Points Overcome To Win Game
16 @ NYG, 12/27/97, 23-22 W
10 vs. LA Rams, 12/27/69, 23-20 W
8 vs. Atl., 1/9/83, 30-24 W



Vikings LB Jeff Siemon (50) holds the club's career playoff tackles record with 129 and in a game with 17.

FIRST DOWNS

Most First Downs
31 @ N.O., 1/24/10
28 @ N.O., 1/3/88
Fewest First Downs
9 vs. Pit., 1/12/75
9 @ NYG, 1/14/01
Most First Downs, Opponent
31 @ S.F., 1/3/98
31 @ NYG, 1/14/01
Fewest First Downs, Opponent
9 @ Dal., 12/30/73
9 @ N.O., 1/3/88
9 @ NYG, 1/14/01
Most First Downs, Rushing
14 @ Dal., 12/30/73
14 @ N.O., 1/3/88
Most First Downs, Rushing, Opponent
16 @ Dal., 12/28/96
Most First Downs, Passing
20 @ Stl., 1/16/00
19 vs. Atl., 1/17/99
Most First Downs, Passing, Opponent
19 @ NYG, 1/14/01
Most First Downs, Penalty
5 vs. N.O., 1/14/18
4 vs. Atl., 1/9/83
4 @ N.O., 1/24/10
4 vs. Sea., 1/10/16
Most First Downs, Penalty, Opponent
5 @ S.F., 1/3/98
5 vs. Ari., 1/10/99
Fewest First Downs, Rushing
2 vs. K.C., 1/11/70
2 vs. Oak., 1/9/77
2 @ LA Rams, 12/31/78
2 @ S.F., 1/3/98
2 @ NYG, 1/14/01

Fewest First Downs, Rushing, Opponent
0 @ N.O., 1/3/88
Fewest First Downs, Passing
4 vs. Pit., 1/12/75
4 @ LA Rams, 12/26/77
4 vs. Was., 1/2/93
Fewest First Downs, Passing, Opponent
4 vs. Mia., 1/13/74
4 @ Was., 1/17/88

TOTAL YARDS

Most Net Yards Gained
476 @ Stl., 1/16/00
475 @ N.O., 1/24/10
429 vs. N.O., 1/6/01
Fewest Net Yards Gained
114 @ NYG, 1/14/01
123 vs. Pit., 1/12/75
Most Net Yards Gained, Opponent
518 @ NYG, 1/14/01
Fewest Net Yards Gained, Opponent
149 @ N.O., 1/3/88

RUSHING

Most Yards Rushing
222 vs. Cle., 1/4/70
210 @ N.O., 1/3/88
Fewest Yards Rushing
21 vs. Pit., 1/12/75
Most Yards Rushing, Opponent
255 @ Dal., 12/28/96
Fewest Yards Rushing, Opponent
31 @ Stl., 1/16/00
50 @ Bal., 12/22/68

PASSING

Most Net Yards Passing
389 @ Stl., 1/16/00
340 vs. Chi., 1/1/95
Fewest Net Yards Passing
45 @ LA Rams, 12/26/77
Most Net Yards Passing, Opponent
380 @ NYG, 1/14/01
Fewest Net Yards Passing, Opponent
63 @ Dal., 12/30/73
63 vs. Mia., 1/13/74
Most Pass Attempts
61 vs. Chi., 1/1/95
50 @ Stl., 1/16/00
Fewest Pass Attempts
10 @ LA Rams, 12/26/77
13 vs. Cle., 1/4/70
Most Pass Attempts, Opponent
48 vs. N.O., 1/6/01
45 vs. LA Rams, 12/26/88
Fewest Pass Attempts, Opponent
7 vs. Mia., 1/13/74
Most Pass Completions
33 vs. Chi., 1/1/95
29 vs. Atl., 1/17/99
29 @ Stl., 1/16/00
Fewest Pass Completions
5 @ LA Rams, 12/26/77
6 vs. Was., 1/2/93
Most Completions, Opponent
30 vs. N.O., 1/6/01
29 @ NYG, 1/14/01
Fewest Completions, Opponent
6 vs. Mia., 1/13/74
Most QB Sacks
6 vs. Dal., 1/17/10
Most QB Sacks, Opponent
8 @ Was., 1/17/88

INTERCEPTIONS

Most Passes Intercepted
4 @ Dal., 12/30/73
4 @ N.O., 1/3/88
4 @ C.B., 1/9/05
Most Passes Intercepted, Opponent
5 @ Phi., 1/3/81

PENALTIES

Most Penalties
11 vs. Chi., 1/1/95
Fewest Penalties
1 vs. S.F., 12/27/70

Most Penalties, Opponent
13 vs. Ari., 1/10/99
Fewest Penalties, Opponent
0 vs. Was., 12/22/73
Most Yards Penalized
108 @ Phi., 1/16/05
Fewest Yards Penalized
5 vs. S.F., 12/27/70
Most Yards Penalized, Opponent
107 vs. Pit., 1/12/75

PUNTING

Most Punts
10 @ Was., 1/17/88
Fewest Punts
1 vs. Ari., 1/10/99
Most Punts, Opponent
8 vs. S.F., 12/27/70
8 @ Dal., 1/1/78
8 @ Was., 1/17/88
8 @ G.B., 1/5/13
Fewest Punts, Opponent
1 @ Dal., 12/28/96
1 @ NYG, 1/14/01
Highest Average (4 Punts)
50.8 vs. Atl., 1/17/99
Highest Average (4 Punts), Opponent
51.3 @ N.O., 1/24/10

PUNT RETURNS

Most Punt Returns
6 @ N.O., 1/3/88
Most Punt Return Yards
143 @ N.O., 1/3/88
Most Punt Returns, Opponent
7 vs. LA Rams, 12/26/76
Most Punt Return Yards, Opponent
109 vs. Phi., 1/4/09

KICKOFF RETURNS

Most Kickoff Returns
8 @ Dal., 12/28/96
8 @ Stl., 1/16/00
8 @ NYG, 1/14/01
Most Kickoff Return Yards
174 @ Stl., 1/16/00
Most Kickoff Returns, Opponent
8 @ Was., 1/9/88
Most Kickoff Return Yards, Opponent
183 @ N.O., 1/24/10

FUMBLES

Most Fumbles
6 @ N.O., 1/24/10
Most Fumbles Lost
4 @ Dal., 12/28/96
Most Fumbles, Opponent
5 vs. S.F., 12/27/70
Most Fumbles Lost, Opponent
3 vs. S.F., 12/27/70
3 vs. LA Rams, 12/29/74



The Vikings defense keyed a 44-10 win at New Orleans in the 1987 NFC Wild Card round.

PLAYOFF RESULTS

1968 (8-6 regular season, NFL Central Champions)

Western Conference Championship
at Baltimore (60,238)12/22/68..... 14-24 L

1969 (12-2 regular season, NFL Central Champions)

Western Conference Championship
vs. L.A. Rams (47,900)12/27/69..... 23-20 W
NFL Championship
vs. Cleveland (47,900)1/4/70..... 27-7 W
Super Bowl IV (New Orleans, LA)
vs. Kansas City (80,562)1/11/70..... 7-23 L

1970 (12-2 regular season, NFC Central Champions)

NFC Divisional Playoffs
vs. San Francisco (46,050)12/27/70..... 14-17 L

1971 (11-3 regular season, NFC Central Champions)

NFC Divisional Playoffs
vs. Dallas (49,100)12/25/71..... 12-20 L

1973 (12-2 regular season, NFC Central Champions)

NFC Divisional Playoffs
vs. Washington (46,409)12/22/73..... 27-20 W
NFL Championship Game
at Dallas (60,272)12/30/73..... 27-10 W
Super Bowl VIII (Houston, TX)
vs. Miami (68,142)1/13/74..... 7-24 L

1974 (10-4 regular season, NFC Central Champions)

NFC Divisional Playoffs
vs. St. Louis (44,626)12/21/74..... 30-14 W
NFL Championship Game
vs. L.A. Rams (47,404)12/29/74..... 14-10 W
Super Bowl IX (New Orleans, LA)
vs. Pittsburgh (80,997)1/12/75..... 6-16 L

1975 (12-2 regular season, NFC Central Champions)

NFC Divisional Playoffs
vs. Dallas (46,425)12/28/75..... 14-17 L

1976 (11-2-1 regular season, NFC Central Champions)

NFC Divisional Playoffs
vs. Washington (47,221)12/18/76..... 35-20 W
NFL Championship Game
vs. L.A. Rams (47,191)12/26/76..... 24-13 W
Super Bowl XI (Pasadena, CA)
vs. Oakland (103,438)1/9/77..... 14-32 L

1977 (9-5 regular season, NFC Central Champions)

NFC Divisional Playoffs
at L.A. Rams (62,538)12/26/77..... 14-7 W
NFL Championship Game
at Dallas (61,968)1/1/78..... 6-23 L

1978 (8-7-1 regular season, NFC Central Champions)

NFC Divisional Playoffs
at L.A. Rams (69,631)12/31/78..... 10-34 L

1980 (9-7 regular season, NFC Central Champions)

NFC Divisional Playoffs
at Philadelphia (68,434)1/3/81..... 16-31 L

1982 (5-4 regular season, strike-shortened season)

NFC First-Round Playoffs
vs. Atlanta (60,560)1/9/83..... 30-24 W
NFL Second-Round Playoffs
at Washington (54,593)1/15/83..... 7-21 L

1987 (8-7 regular season, NFC Central runner-up)

NFC First-Round Playoffs
at New Orleans (68,127)1/3/88..... 44-10 W
NFL Divisional Playoffs
at San Francisco (62,547)1/9/88..... 36-24 W
NFL Championship Game
at Washington (55,212)1/17/88..... 10-17 L

1988 (11-5 regular season, NFC Central runner-up)

NFC First-Round Playoffs
vs. L.A. Rams (57,666)12/26/88..... 28-17 W
NFL Divisional Playoffs
at San Francisco (61,848)1/1/89..... 9-34 L

1989 (10-6 regular season, NFC Central Champions)

NFC Divisional Playoffs
at San Francisco (64,585)1/6/90..... 13-41 L

1992 (11-5 regular season, NFC Central Champions)

NFC First-Round Playoffs
vs. Washington (57,353)1/2/93..... 7-24 L

1993 (9-7 regular season, NFC Central runner-up)

NFC First-Round Playoffs
at N.Y. Giants (75,089)1/9/94..... 10-17 L

1994 (10-6 regular season, NFC Central Champions)

NFC First-Round Playoffs
vs. Chicago (60,347)1/1/95..... 18-35 L

1996 (9-7 regular season, NFC Central runner-up)

NFC First-Round Playoffs
at Dallas (64,682)12/28/96..... 15-40 L

1997 (9-7 regular season, NFC Central 4th place)

NFC First-Round Playoffs
at N.Y. Giants (77,710)12/27/97..... 23-22 W
NFL Divisional Playoffs
at San Francisco (65,018)1/3/98..... 22-38 L

1998 (15-1 regular season, NFC Central Champions)

NFC Divisional Playoffs
vs. Arizona (63,760)1/10/99..... 41-21 W
NFL Championship
vs. Atlanta (64,060)1/17/99..... 27-30 L (OT)

1999 (10-6 regular season, NFC Central runner-up)

NFC First-Round Playoffs
vs. Dallas (64,056)1/9/00..... 27-10 W
NFL Divisional Playoffs
at St. Louis (66,194)1/16/00..... 37-49 L

2000 (11-5 regular season, NFC Central Champions)

NFC Divisional Playoffs
vs. New Orleans (63,881)1/6/01..... 34-16 W
NFL Championship
at NY Giants (79,310)1/14/01..... 0-41 L

2004 (8-8 regular season, NFC North runner-up)

NFC First-Round Playoffs
at Green Bay (71,075)1/9/05..... 31-17 W
NFL Divisional Playoffs
at Philadelphia (67,222)1/16/05..... 14-27 L

2008 (10-6 regular season, NFC North Champions)

NFC First-Round Playoffs
vs. Philadelphia (61,746)1/4/09..... 14-26 L

2009 (12-4 regular season, NFC North Champions)

NFC Divisional Playoffs
vs. Dallas (63,547)1/17/10..... 34-3 W
NFL Championship
at New Orleans (71,276)1/24/10..... 28-31 L (OT)

2012 (10-6 regular season, NFC North runner-up)

NFC First-Round Playoffs
at Green Bay (71,548)1/5/13..... 10-24 L

2015 (11-5 regular season, NFC North Champions)

NFC First-Round Playoffs
vs. Seattle (52,090)1/10/16..... 9-10 L


2017 (13-3 regular season, NFC North Champions)

NFC Divisional Playoffs
vs. New Orleans (66,612)1/14/18..... 29-24 W
NFL Championship
at Philadelphia (69,596)1/21/18..... 7-38 L

ALL-TIME PLAYOFF GAMES BY FRANCHISE

Team	Total Games	W-L
Dallas Cowboys.....	61	34-27
Pittsburgh Steelers.....	61	36-25
Green Bay Packers.....	56	34-22
New England Patriots.....	54	34-20
San Francisco 49ers.....	50	30-20
MINNESOTA VIKINGS.....	49	20-29
New York Giants.....	49	24-25

Lite



**GREAT TASTE. LESS FILLING.
SKOL VIKINGS!**



**OFFICIAL BEER SPONSOR
OF THE MINNESOTA VIKINGS**

CELEBRATE RESPONSIBLY®

©2018 MILLER BREWING CO., MILWAUKEE, WI • BEER
Avg. analysis (12 fl oz): 96 cals, 3.2g carbs, <1g protein, 0.0g fat

HISTORY



OFFICIAL HOME OF THE
**MINNESOTA
VIKINGS**



VIKINGS LORE

FRANCHISE FOUNDED – Minnesota was granted an NFL franchise at the league owners' meetings in Miami on Jan. 28, 1960. The team began play in 1961. The founding group consisted of Max Winter, E. William Boyer, H.P. Skoglund, Ole Haugsrud and Bernard H. Ridder, Jr.

ROSE NAMED GENERAL MANAGER – In August 1960, former Los Angeles Rams Public Relations Director Bert Rose was named the team's first General Manager.

TEAM NICKNAMED – In one of his first moves with the team, Bert Rose recommended the nickname "Vikings" to the Board of Directors. The name was selected because it represented both an aggressive person with the will to win and the Nordic tradition in the upper Midwest.

FIRST COLLEGE DRAFT – On Dec. 27, 1960, RB Tommy Mason of Tulane was taken with the 1st overall choice and the first-ever draft pick utilized by the Vikings. Also selected that year were QB Fran Tarkenton (3rd round) and DB Ed Sharrockman (5th round).

FIRST HEAD COACH – Norm Van Brocklin was selected as the first head coach in franchise history on Jan. 18, 1961. He retired as a player in 1960 after 12 seasons in the NFL as a Hall of Fame QB who led Philadelphia to the NFL title in his final season on the field in 1960. Known as "The Dutchman" his tenacious style was infamous as a player and coach.

EXPANSION DRAFT – Following the 1960 season, the Vikings were allowed to select 3 players from the roster of each team after each team was allowed to protect 30 of their 38 players. Dallas, a 1960 expansion team, was exempt from this process. Among the future Vikings stalwarts selected in the Jan. 26, 1961 Expansion Draft were OL Garry Alderman (Detroit) and RB Hugh McElhenry (San Francisco).

ASSIGNED CONFERENCE – On April 12, 1961, the NFL assigned the Vikings to the Western Conference. Minnesota joined Baltimore, Chicago, Detroit, Green Bay, Los Angeles and San Francisco in the conference.

TRAINING CAMP OPENS IN BEMIDJI – The fledgling Vikings opened their debut training camp on the campus of Bemidji State University on July 7, 1961.

FIRST GAME – In the first game in franchise history, the Vikings played the Dallas Cowboys in a preseason game in Sioux Falls, SD, on Aug. 5, 1961. The Cowboys defeated the Vikings, 38-13.

FIRST HOME GAME – The Minnesota Vikings played the Los Angeles Rams in preseason action at Metropolitan Stadium in Bloomington, MN, on Sept. 10, 1961, the team's first game in the Twin Cities. The Rams defeated the Vikings, 21-17.

FIRST REGULAR-SEASON GAME – In a stunning upset, the Vikings defeated the Chicago Bears, 37-13, at Metropolitan Stadium in the Vikings' first NFL regular-season game on Sept. 17, 1961. Kicker Mike Mercer scored the first points in team history with a 12-yard field goal. Bob Schnelker scored the team's first touchdown on a 14-yard pass from Fran Tarkenton. In his NFL debut Tarkenton came off the bench to complete 17-of-23 passes for 250 yards and 4 touchdowns.

FIRST PRO BOWLERS – On Jan. 14, 1962, RB Hugh McElhenry and WR Jerry Reichow became the first Vikings to compete in the Pro Bowl. They were part of the Western Conference All-Stars who beat the Eastern Conference squad, 31-30, at the Los Angeles Coliseum.

FIRST ALL-PRO – In 1963 RB Tommy Mason, who was the team's first ever draft choice, was the first Vikings player to earn All-Pro recognition. He was a consensus pick after rushing for 763 yards and 7 touchdowns on 166 carries (4.6 avg.).

FINKS HIRED – On Sept. 11, 1964, Jim Finks was named the team's second general manager, succeeding Bert Rose, who resigned in June, 1964. Finks previously had served as general manager for Calgary of the Canadian Football League for 7 years.

FIRST WINNING SEASON – Minnesota won its final 3 regular-season games in 1964 to achieve the first winning season in team history with an 8-5-1 record. The Vikings tied for 2nd in the NFL Western Conference behind the Baltimore Colts.

MET EXPANDED – A new grandstand was constructed on the east side of Metropolitan Stadium that increased capacity from 41,200 to

47,200. The new seats were formally dedicated on Aug. 20, 1965, when Minnesota played Philadelphia in a preseason game.

NFL RE-ALIGNED – On Dec. 2, 1966, Minnesota, Chicago, Detroit and Green Bay were chosen to make up the newly-formed Central Division of the Western Conference of the NFL.

VAN BROCKLIN RESIGNS – After compiling a 29-51-4 record while leading the Vikings in their first six years of existence, Head Coach Norm Van Brocklin resigned in Feb. 11, 1967. His best season was 1964, when he led the team to a tie for 2nd place in the NFL Western Conference with an 8-5-1 record.

TARKENTON TRADED – On March 7, 1967, QB Fran Tarkenton is traded to the NY Giants for a 1st and 2nd-round choice in 1967, a 1st-round choice in '68 and a 2nd-round choice in '69. With the picks Minnesota selected Clinton Jones and Bob Grim in '67, Ron Yary in '68 and Ed White in '69.

GRANT NAMED HEAD COACH – Bud Grant was named the 2nd head coach in Vikings history on March 10, 1967. He came to Minnesota after leading the Winnipeg Blue Bombers to 4 Grey Cup titles in 10 years as head coach.

FIRST DIVISION TITLE – On Dec. 15, 1968, the Vikings defeated the Philadelphia Eagles, 24-17, at Franklin Field then retired to the dressing room to listen to the Chicago-Green Bay game on the radio. Minnesota needed the Bears to lose to clinch the Vikings' 1st Division title. Chicago tried to rally from a 28-10 4th quarter deficit but eventually fell 28-17.

FIRST PLAYOFF GAME – On Dec. 22, 1968, in the first playoff game in franchise history, the Colts defeated the Vikings, 24-14, in the Western Conference Championship Game at Baltimore's Memorial Stadium. Minnesota trailed 21-0 in the 4th quarter. The Vikings rallied but fell short.

SECOND DIVISION TITLE – On Nov. 27, 1969, the Vikings shut out Detroit, 27-0, at Tiger Stadium to clinch the franchise's 2nd division title. The victory over the Lions was the 10th of a 12-game win streak, the longest in the NFL in 35 years. Minnesota finished the season with the NFL's best record (12-2) of '69.

FIRST PLAYOFF WIN – On Dec. 27, 1969, in the first NFL playoff game in Minnesota, the Vikings came from behind to defeat the LA Rams, 23-20, in the Western Conference Championship Game. Minnesota overcame deficits of 17-7 at halftime and 20-14 in the 4th quarter for the franchise's 1st postseason win.

FIRST NFL CHAMPIONSHIP GAME – The Vikings defeated the Browns, 27-7, in the NFL Championship Game on Jan. 4, 1970, at Metropolitan Stadium. Minnesota became the 1st modern NFL expansion team to win an NFL Championship Game. The Vikings dominated the game, leading 27-0 at one point.

FIRST SUPER BOWL – On Jan. 11, 1970, the Vikings lost to Kansas City, 23-7, in Super Bowl IV at Tulane Stadium in New Orleans. Not only was the game the 1st Super Bowl in franchise history, but it was the 1st Super Bowl played by a modern expansion team.

AFI-NFL MERGER LEADS TO RE-ALIGNMENT – In January 1970 the modern NFL was divided into the American Conference (AFC) and National Conference (NFC) with an Eastern, Central and

Western Division in each Conference. Minnesota is assigned to the NFC Central with foes Chicago, Detroit and Green Bay.

THIRD DIVISION TITLE – On Dec. 5, 1970, the Vikings defeated the Bears, 16-13, at Metropolitan Stadium to clinch their 3rd straight division title. Minnesota hosted San Francisco in a divisional playoff game but lost, 17-14. For the 2nd consecutive season, the Vikings had the league's best record with a 12-2 mark.

FOURTH DIVISION TITLE – On Dec. 11, 1971, the Vikings defeated the Lions, 29-10, at Metropolitan Stadium to clinch their 4th-straight division title. Minnesota finished the year with an 11-3 mark, which tied Dallas for the league's best record in '71. The Vikings lost to the eventual Super Bowl champion Cowboys, 20-12, in a divisional playoff game at Metropolitan Stadium.

PAGE NAMED NFL'S MVP – In 1971 Alan Page became the first defensive player to be named the Most Valuable Player of the National Football League by the Associated Press. Page headed a Vikings defense that held opponents to fewer than 10 points a game to lead the league in scoring defense for the 3rd consecutive year.

VIKINGS RE-ACQUIRE TARKENTON – On January 27, 1972 the Vikings traded Norm Snead, Bob Grim, Vince Clements and a 1st-round choice in '72 and '73 to the NY Giants for Fran Tarkenton.

BOYER DIES – On February 19, 1973 E. William Boyer passed away. He was one of the prime forces in the drive to bring an NFL franchise to Minnesota. Boyer was president of the Vikings from 1960-64 and sat on the Board of Directors for the first 12 years of the team's existence. He was replaced on the team's Board of Directors by his son-in-law Jack Steele.

FIFTH DIVISION TITLE – The Vikings began the '73 season with 9 straight victories and clinched the NFC Central championship before they even lost a game. Minnesota clinched the division crown by defeating Detroit, 28-7, at Metropolitan Stadium on Nov. 11, 1973. The Vikings finished with a 12-2 mark, which tied for the best record in the league that year.

SECOND SUPER BOWL – On Jan. 13, 1974, the Vikings played in the 2nd Super Bowl in franchise history against the Miami Dolphins at Rice Stadium in Houston, TX. The Dolphins prevailed, 24-7. Minnesota earned the trip to Super Bowl VIII by defeating Dallas, 27-10, in the NFC Championship game.

FINKS RESIGNS – After the 1973 season, Executive Vice President and General Manager Jim Finks resigned. Under Finks, who was hired in 1964, the Vikings won 5 division titles and appeared in 2 Super Bowls. He also hired Bud Grant as head coach in '67.

SIXTH DIVISION TITLE – On Dec. 1, 1974, the Vikings clinched the NFC Central crown by defeating the Saints, 29-9, at Metropolitan Stadium, while the Packers lost, 36-14, at Philadelphia. Minnesota tied for the best record in the NFC with a 10-4 mark.

THIRD SUPER BOWL – The Vikings played in their 2nd straight Super Bowl, losing to the Pittsburgh Steelers, 16-6, at Tulane Stadium in New Orleans on Jan. 12, 1975. Minnesota earned a trip to Super Bowl IX by defeating the Los Angeles Rams, 14-10, at Metropolitan Stadium on Dec. 29, 1974.



The Vikings had 7 players earn Pro Bowl honors in 1970. Pictured from left to right: K Fred Cox, S Karl Kassulke, WR Gene Washington, DE Carl Eller, DT Gary Larsen, DT Alan Page and HB Dave Osborn.

FRONT OFFICE CHANGES – In the spring of 1975, Max Winter, one of the team’s founders and its president since 1965, took over active management of the franchise. In addition, Mike Lynn, who was hired as an assistant to the president on Aug. 15, 1974, was named the team’s general manager.

SEVENTH DIVISION TITLE – The Vikings clinched their 3rd straight NFC Central title and their 7th division championship in 8 years on Thanksgiving Day Nov. 27, 1975, when the Lions lost to the Rams, 20-0. Minnesota won 10 consecutive games to start the season and finished the year with the best record (12-2) in the NFL. The Vikings were upset, 17-14, in the divisional playoffs at Metropolitan Stadium on Dec. 28, 1975, when the Dallas Cowboys scored on a last minute 50-yard touchdown pass.

TARKENTON NAMED LEAGUE MVP – Quarterback Fran Tarkenton was named the NFL’s Most Valuable Player for 1975 after leading the Vikings to the league’s best record (12-2). He led the NFC and finished 2nd in the NFL in passing with a 51.7 rating. He completed 273-of-425 passes for 2,994 yards and 25 TDs with 13 INTs.

HAUGSRUD PASSED AWAY – Ole Haugsrud passed away on March 13, 1976. He was one of the prime forces in the drive to bring an NFL franchise to Minnesota. Haugsrud sat on the Board of Directors for 16 years of the team’s existence. He was replaced on the team’s Board of Directors by his widow Margaret Haugsrud.

EIGHTH DIVISION TITLE – The Vikings clinched their 4th consecutive NFC Central championship and their 8th division title in 9 years by defeating the Packers, 17-10, at Milwaukee County Stadium on Nov. 21, 1976. Minnesota finished the season with the best record in the NFC at 11-2-1.

FOURTH SUPER BOWL – The Vikings played in their 3rd Super Bowl in 4 years against the Oakland Raiders at the Rose Bowl in Pasadena, CA, on Jan. 9, 1977. Minnesota lost, 32-14. The Vikings earned a trip to Super Bowl XI by defeating the Rams, 24-13, at Metropolitan Stadium on Dec. 26, 1976, in what ended up being the last Vikings playoff game at the Met.

KAPLAN NAMED TO BOARD – In 1977 team attorney Sheldon Kaplan was named to the Vikings Board of Directors. He replaced Bernard H. Rider, Jr., who was one of the team’s 5 founders.

NINTH DIVISION TITLE – The Vikings clinched the NFC Central crown on the season’s final weekend by defeating the Lions, 30-21, in Detroit on Dec. 17, 1977. Minnesota wrapped up its 5th straight NFL Central title and its 9th division crown in 10 seasons.

FOURTH NFC CHAMPIONSHIP GAME – On Jan. 1, 1978 the Vikings played Dallas in their 4th NFC Championship Game in 5 years at Texas Stadium. Minnesota lost 23-6 to the Super Bowl champs.

CHANGES ON BOARD – John Skoglund and Vikings General Manager Mike Lynn were named to the team’s Board of Directors replacing Margaret Haugsrud and H.P. Skoglund, who was one of the team’s founders and passed away on November 5, 1977. Haugsrud joined the board in 1976, replacing her husband Ole, who passed away.

10TH DIVISION TITLE – Despite losing in the regular-season finale to the Raiders, 27-20, on Dec. 17, 1978, at Oakland-Alameda County Coliseum, the Vikings captured the NFC Central title when the Packers, who played at the same time as Minnesota, lost to the Rams, 31-14, at the LA Coliseum. It was the Vikings’ 6th straight NFC Central crown and their 10th division championship in 11 years.

METRODOME GROUND BREAKING – In December, 1979, ground was broken for construction of the Hubert H. Humphrey Metrodome in downtown Minneapolis. The stadium, designed to house both the Vikings and Twins, was scheduled to open in April, 1982.

11TH DIVISION TITLE – Minnesota clinched its 7th NFC Central title in 8 years by defeating the Browns, 28-23, at Met Stadium on Dec. 14, 1980. It also was the Vikings’ 11th division title in 13 seasons. Minnesota lost to the NFC Champion Eagles, 31-16, at Veterans Stadium on Jan. 3, 1981 in the divisional playoffs.

WINTER PARK OPENS – On May 15, 1981, the Vikings moved into a new facility in Eden Prairie that houses the team’s offices, locker room and practice fields. The complex was named “Winter Park” after Max Winter, one of the Vikings

founders who served as the team’s president from 1965-87.

FAREWELL MET – On Dec. 20, 1981, the Vikings hosted the Chiefs in Minnesota’s final game at Metropolitan Stadium. The Vikings lost, 10-6. The final points at the stadium were scored on a 33-yard field goal by Minnesota kicker Rick Danmeier. The last Vikings touchdown at Met Stadium was scored on a 6-yard run by Ted Brown against Green Bay on Nov. 29, 1981.

METRODOME OPENS – The Vikings played their 1st game at the Metrodome in a preseason matchup against Seattle on Aug. 21, 1982. Minnesota prevailed, 7-3. The 1st touchdown in the new facility was scored by Joe Senner on an 11-yard pass from Tommy Kramer. The 1st regular-season game in the Metrodome was the 1982 opener on September 12, when the Vikings defeated Tampa Bay, 17-10. Ricky Young scored the 1st regular-season touchdown in the facility on a 3-yard run in the 2nd quarter.

12TH PLAYOFF APPEARANCE – In a strike-shortened 9-game 1982 season, the Vikings won 3-of-their-last-4 regular-season games to earn a post-season berth.

FIRST DOME PLAYOFF GAME – On Jan. 9, 1983, the Vikings defeated Atlanta, 30-24, in a 1st-round game that was the 1st playoff matchup in the Metrodome. Minnesota lost to the eventual Super Bowl Champion Redskins, 21-7, in the NFC semi-finals at RFK Stadium on Jan. 15, 1983.

GRANT RETIRES – On Jan. 27, 1984, Bud Grant retired as Head Coach of the Vikings. In 17 seasons Grant led Minnesota to 12 playoff appearances, 11 division titles and 4 Super Bowls. His career regular-season record was 151-87-5 (632).

STECKEL HIRED – Les Steckel, who was an offensive assistant with the Vikings for 5 seasons, was named the 3rd head coach in franchise history on Jan. 29, 1984. Steckel, who came to the Vikings in 1979 after working as an assistant with the 49ers, was the youngest head coach in the NFL in ‘84 at age 38.

GRANT RETURNS – On Dec. 18, 1984, Bud Grant was re-hired as head coach. He replaced Les Steckel who guided the team in 1984 after Grant retired following the 1983 season.

GRANT RE-RETIRES – On Jan. 6, 1986 following the 1985 season, Bud Grant retired as head coach of the Vikings. He originally retired after the 1983 season but returned in ‘85. At the time of his retirement he was the 6th winningest coach in NFL history with 168 career wins, including playoffs. In 18 seasons he led the team to a 158-96-5 regular-season record.

BURNS HIRED – Longtime Vikings assistant coach Jerry Burns was named the 4th head coach in team history on Jan. 6, 1986. He served as the Vikings offensive coordinator from 1968-85, when the team won 11 division titles and played in 4 Super Bowls.

TARKENTON ENSHRINED – On Aug. 2, 1986, Fran Tarkenton became the 1st player who spent the majority of his career with the Vikings to be inducted into the Pro Football Hall of Fame. He retired following the 1978 season with then NFL career records for passing yards (47,003), completions (3,686) and touchdown passes (342). He led the team to 6 NFC Central titles, 4 NFC Championship Games and 3 Super Bowls.

13TH PLAYOFF APPEARANCE – Despite a strike replacement unit that saddled the Vikings with 3 losses, the team made the playoffs as a wild-card entrant with an 8-7 record in 1987. It was the team’s 1st postseason appearance under Jerry Burns, who was in his 2nd season as the Vikings head coach.

FIFTH NFC CHAMPIONSHIP GAME – The Vikings played the Redskins in the NFC Championship Game on Jan. 17, 1988, at RFK Stadium. Trailing 17-10, the Vikings drove to the Redskins’ 6-yard line with a little over a minute left in the game but failed to get the ball into the end zone. Minnesota upset New Orleans, 44-10, at the Superdome and San Francisco, 36-24, at Candlestick Park in the first 2 rounds of the playoffs to earn a trip to the conference title game.

BOARD ADDS MEMBERS – Four people were added to the Vikings Board of Directors in 1988. Joining Max Winter, John Skoglund, Jack Steele, Sheldon Kaplan and Mike Lynn were Wheelock Whitney, Jaye Dyer, Irwin Jacobs and Carl Pohlad. **PAGE ENSHRINED** – On July 30, 1988, Alan Page became the 2nd player who spent the majority

of his career with the Vikings to be inducted into the Pro Football Hall of Fame. Drafted by Minnesota in the 1st round in 1967, Page made the Pro Bowl 9 times. In 1971 he became the 1st defensive player to be named the NFL’s Most Valuable Player by Associated Press. Page played on teams that won 10 NFC Central titles and played in 4 Super Bowls.

14TH PLAYOFF APPEARANCE – The Vikings won 6-of-their-last-7 games in 1988 to earn a wild-card berth into the playoffs. Minnesota finished with an 11-5 record then defeated the Rams, 28-17, on December 26 in a first-round playoff game at the Metrodome. The Vikings fell the following week to eventual Super Bowl winner San Francisco at Candlestick Park.

REMAINING FOUNDER LEAVES BOARD – In 1989, Max Winter, the last of the original 5 Vikings’ founders on the team’s Board of Directors, left the board. He also served as the team’s president from 1965-87. He was replaced on the board by Gerald Schwabach.

WALKER ACQUIRED – On Oct. 12, 1989, the Vikings acquired Herschel Walker from Dallas for Issiac Holt, David Howard, Darrin Nelson, Jesse Solomon, Alex Stewart, a 1st-round choice in 1992, conditional 1st-round choices in 1990 and ‘91 and ‘92, and a conditional 3rd-round choice in 1992. The final result of the trade gave the Vikings Walker, a 3rd (Mike Jones), 5th (Reggie Thornton) and 10th-round choice (Pat Newman) in 1990 and a 3rd-round choice in 1991 (Juke Reed), while Dallas received all 5 players, a 1st, 2nd and 6th-round choice in 1990, a 1st and 2nd-round choice in 1991 and a 1st, 2nd and 3rd-round choice in 1992.

12TH DIVISION TITLE – The Vikings captured their 12th division title since 1968 by defeating the Cincinnati Bengals, 29-21, at the Metrodome in a Monday night game on Christmas Day in 1989. It also was Minnesota’s 15th postseason appearance in the past 22 years. The Vikings finished the season with a 10-6 record but lost to eventual Super Bowl Champion San Francisco, 41-13, at Candlestick Park in the divisional playoffs on Jan. 6, 1990.

HEADRICK NAMED TEAM PRESIDENT – On Jan. 1, 1991, Roger Headrick became president and CEO of the Vikings. He replaced Mike Lynn as the person in charge of day-to-day operations of the club. In addition Headrick and Philip Maas replaced Jack Steele and Sheldon Kaplan on the board of directors.

BURNS RETIRES – On Dec. 3, 1991, Jerry Burns announced his retirement effective at the end of the season. In 6 seasons as Head Coach of the Vikings, Burns compiled a career record of 52-43 (.547). He also led Minnesota to 3 playoff appearances, including a division title and an NFC Championship Game.

CHANGES ON BOARD – On Dec. 16, 1991, the team’s ownership structure was reorganized. Irwin Jacobs and Carl Pohlad sold their shares to a group consisting of Vikings President/CEO Roger Headrick, John Skoglund, Jaye Dyer, Philip Maas, Mike Lynn, Wheelock Whitney, James Binger, Bud Grossman, Elizabeth MacMillan and Carol Sperry.

GREEN NAMED HEAD COACH – On Jan. 10, 1992, Dennis Green was named the 5th Head Coach in team history. He came to Minnesota after turning around a struggling Stanford University football program as head coach there from 1989-91.

13TH DIVISION TITLE – On Dec. 20, 1992 the Vikings defeated the Steelers, 6-3, at Three Rivers Stadium to earn the franchise’s 13th division title. It also was Minnesota’s 16th playoff season since 1968. Dennis Green also posted the most victories (11) and the 1st division title by a 1st-year head coach in team history. The Vikings lost to the defending Super Bowl champion Redskins, 24-7, in a 1st-round playoff game.

17TH PLAYOFF APPEARANCE – In 1993, for the first time since 1974, the Vikings won their final 3 regular-season games to earn a Wild-Card playoff berth. It was the team’s 17th postseason appearance since 1968. Minnesota lost to the Giants, 17-10, in Giants Stadium in a first-round playoff game on Jan. 9, 1994.

MOON ACQUIRED – On April 14, 1994 the Vikings traded a 4th-round draft choice in 1994 and a 3rd-round draft choice in 1995 to the Houston Oilers for quarterback Warren Moon, who has

thrown for more yardage and touchdowns as a professional than any other player. He set team season records for passing yards (4,264) in '94 and for completions (377) and touchdown passes (33) in '95.

GRANT ENSHRINED – On July 30, 1994, Bud Grant was inducted into the Pro Football Hall of Fame. He coached the Vikings from 1967-83 then again in '85. During his tenure Minnesota made the playoffs 12 times, won 11 division titles and played in 4 Super Bowls. Grant was the first person to be elected to the Pro Football Hall of Fame and the Canadian Football League Hall of Fame.

14TH DIVISION TITLE – On the final day of the 1994 regular season, the Vikings defeated the 49ers, 21-14, in a Monday night game to earn their 2nd NFC Central title in 3 seasons and their 3rd straight playoff berth. It also was Minnesota's 14th division title and 18th postseason appearance since 1968. Dennis Green became only the 7th NFL coach to lead his team to the playoffs in his first 3 seasons.

FINKS ENSHRINED – Former Vikings General Manager Jim Finks was inducted into the Pro Football Hall of Fame on July 25, 1995. During his decade with Minnesota, the team won 5 division titles and appeared in 2 Super Bowls. Finks passed away on May 8, 1994, and was inducted posthumously, represented by his family.

WINTER PASSES AWAY – Max Winter, who served as the owner and President of the Vikings from 1965-87, passed away on July 26, 1996. He was one of the prime forces bringing an NFL franchise to Minnesota and was a big factor in the building of the Metrodome and attracting Super Bowl XXVI to the Twin Cities.

19TH PLAYOFF APPEARANCE – On Dec. 15, 1996, the Vikings defeated the Buccaneers, 21-10, in the Metrodome. After a Washington loss to Arizona later that day, Minnesota was guaranteed a playoff berth for the 19th time since 1968 and the 4th in 5 seasons under Dennis Green. The Vikings lost, 40-15, at Dallas in a first-round game on Dec. 28, 1996.

20TH PLAYOFF APPEARANCE – On Dec. 21, 1997, the Vikings beat the Colts in the regular season finale to reach the playoffs for the 20th time in team history and the 5th time in 6 seasons under Dennis Green. The Vikings went on the road and came back from 16 points down to defeat the NY Giants 23-22 at the Meadowlands on Dec. 27, 1997. It was the biggest comeback win in team playoff history and the 5th biggest postseason comeback in NFL history. The following week the Vikings lost, 38-22, to the San Francisco 49ers at 3Com Park in the Divisional Playoffs on Jan. 3, 1998.

KRAUSE ENSHRINED – On Aug. 1, 1998, Paul Krause was inducted into the Pro Football Hall of Fame. Krause played free safety with the Vikings from 1968-79 and the Redskins from 1964-67. He holds the NFL record for career interceptions with 81. Krause was selected to 8 Pro Bowls in his 15-year career.

BOARD AGREES TO SELL – On July 3, 1998, The Minnesota Vikings 10 owners voted unanimously to accept the bid of Texas businessman B.J. "Red" McCombs to purchase the Vikings.

NFL APPROVES MCCOMBS – On July 28, 1998, the NFL owners unanimously approved Red McCombs' purchase of the Vikings, finalizing the change of ownership from the 10 previous owners to sole ownership by McCombs.

GREEN CONTRACT EXTENDED – Head Coach Dennis Green received a 3-year contract extension on September 5, the day before the 1998 opener vs. Tampa Bay.

VIKINGS IS 15TH BEST IN TEAM HISTORY – The Vikings won their 15th NFC Central Division title in 1998 and became only the 3rd team in NFL history to go 15-1 through the regular season with their 26-16 win at Tennessee in the regular season finale. The Vikings also established a new NFL scoring record with 556 points, breaking the mark of 541 set by the 1983 Redskins.

SIXTH NFL CHAMPIONSHIP GAME – The Vikings hosted Atlanta in the 6th NFL Championship game in franchise history with a berth in Super Bowl XXXIII on the line. The teams played to a 27-27 deadlock during regulation, forcing the game into overtime where the Falcons claimed a 30-27 win. It was the first NFL Championship game played in the Metrodome.

22ND PLAYOFF APPEARANCE – The Vikings turned their 1999 season around, winning eight of the final 10 games to finish 10-6 and host a 1st-round playoff game vs. Dallas. Robert Smith set a team post-season record with 140 rushing yards in the 27-10 win over the Cowboys. The Vikings fell 49-37 to eventual Super Bowl XXXIV champion St. Louis in the Divisional Round at the TWA Dome.

CARTER NAMED MAN OF THE YEAR – Kris Carter was honored as the first recipient of the Walter Payton NFL Man of the Year Award for civic involvement, charity work and displaying high character on January 29, 2000, in a ceremony during Super Bowl week in Atlanta. The award was re-named after Payton, a Hall of Fame running back who died in 1999.

SMITH BREAKS TEAM RUSHING RECORD – Robert Smith surpassed Chuck Foreman's 20-year-old career rushing record in the team's 28-16 win at Chicago (10/15/00). Smith ended his career with 6,818 yards. He also established a new team record with 1,521 rushing yards on the season and held the team record with 29 career 100-yard games at the time of his retirement.

40th ANNIVERSARY TEAM ANNOUNCED – The Vikings celebrated their 40th season of NFL football in 2000, highlighted by a luncheon on November 30 to introduce the Vikings 40th Anniversary Team. That night the Vikings topped Detroit 24-17 and Kris Carter caught his 1,000th pass on a 4-yard TD from Daunte Culpepper. Carter was only the 2nd player in NFL history to record 1,000 career receptions.

16TH DIVISION TITLE – The Vikings overcame every critic's expectations in 2000 to post an 11-5 regular-season record, win the franchise's 16th NFC Central title and made the 23rd playoff appearance in team history, ending in the 7th NFC Championship game at Giants Stadium.

VARY ENSHRINED – On August 4, 2001, Ron Vary was enshrined in the Pro Football Hall of Fame. Vary played 14 seasons with Minnesota and played in 4 Super Bowls and 7 Pro Bowls during his career.

TICE REPLACES GREEN – On January 4, 2002, Mike Tice replaced Dennis Green on the sideline for the Vikings. Tice coached the 2001 regular season finale at Baltimore. Green assembled a 97-62 regular season record at the helm of the Vikings. Green led the team to 4 NFC Central Division titles and twice played in the NFC Championship game. Green's teams made the playoffs in 8 of his 10 seasons.

TICE NAMED HEAD COACH – On January 10, 2002 Mike Tice was named the 6th Head Coach in Vikings history. Tice is the 3rd of the 6 Vikings Head Coaches to be promoted from within the team's coaching ranks but is the 1st Head Coach to have played for the Vikings.

NFL RE-ALIGNS – The 2002 season marked the re-alignment of the NFL as the League expanded to 32 teams when the Houston Texans joined as an expansion franchise. The NFL re-aligned into 8 divisions of 4 teams each. The Vikings moved into the newly-formed NFC North after years in the NFC Central.

VIKINGS LEAD NFL IN RUSHING – The 2002 Vikings led the NFL in rushing for the first time in team history with 2,507 yards for the season, an average of 156.7 yards per game. The team also established an NFL mark by becoming the 1st team to make a successful 2-point conversion to win a game when Daunte Culpepper scored on a 2-point run with :05 remaining in the game to give the Vikings a 32-31 win at New Orleans on December 15, 2002. Culpepper proved to be a dangerous runner himself in 2002, setting team records for attempts (106), yards (609) and rushing TDs (10) by a QB.

VIKINGS OFFENSE RANKS #1 – The 2003 Vikings became the 1st squad in franchise history to finish the season with the #1 ranked offense in the NFL, averaging 393.4 yards per game and scoring an average of 26.0 points per game.

ELLER ENSHRINED – On August 8, 2004, Carl Eller was enshrined in the Pro Football Hall of Fame. Eller, the Vikings career sacks leader, was a member of the vaunted Purple People Eaters defense.

WILF FAMILY TAKES OWNERSHIP – An investment group led by brothers Zygmunt and Mark Wilf were unanimously approved as the new owners of the Vikings by their fellow NFL owners on May 25, 2005. The Wilfs, owners of a

real estate development company in New Jersey, took ownership in mid-June from former owner Red McCombs, who had owned the club since 1998. Joining the Wilfs ownership group is cousin Leonard Wilf, Reggie Fowler, David Mandelbaum and Alan Landis.

CHILDRESS TAKES THE HELM – The Vikings named Brad Childress the 7th head coach in the history of the franchise on January 6, 2006. Childress comes to the Vikings after seven seasons with the Philadelphia Eagles, spending the 2002-05 seasons as offensive coordinator.

VIKINGS UNVEIL NEW UNIFORMS – The franchise made the most dramatic change to its uniforms in the history of the team during the 2006 offseason. The team unveiled the new uniforms before an enthusiastic crowd at Mall of America on April 27, 2006.

VIKINGS SEND 4 LINEMEN TO PRO BOWL

– The 2006 Vikings strong play along the defensive and offensive lines was recognized league-wide as C Matt Birk, G Steve Hutchinson, DT Kevin Williams and DT Pat Williams all earned Pro Bowl honors.

ROOKIE RUNS TO RECORDS – In only his 5th NFL game, rookie RB Adrian Peterson broke the team record for rushing yards in a game with 224 at Chicago (10/14/07). Three weeks later he topped that by setting the NFL single-game rushing record with 296 yards vs. San Diego (11/4/07). He went on to lead the NFC in rushing with 1,341 yards, was named All-Pro, NFL Offensive Rookie of the Year, started in the Pro Bowl and took home game MVP honors.

SOLID 7 EARN PRO BOWL TRIPS – The Vikings sent 7 players to Hawaii for the Pro Bowl, the most to earn the honor since the 2000 season. The team was represented by C Matt Birk, G Steve Hutchinson, S Darren Sharper, FB Tony Richardson, DT Kevin Williams, DT Pat Williams and RB Adrian Peterson.

BLOCKBUSTER TRADE LANDS ALLEN – The Vikings struck a deal with Kansas City to trade 2007 NFL sack leader DE Jared Allen to the club for the Vikings 1st-round (417) pick in the 2008 Draft, a pair of 3rd-round picks in 2008 and a swap of 6th-round choices.

ZIMMERMAN ENSHRINED – On Aug. 2, 2008, T Gary Zimmerman was inducted into the Pro Football Hall of Fame. Zimmerman started all 108 games he played for the Vikings.

VIKINGS CLAIM FIRST NFC NORTH TITLE – The Vikings rattled off 9 wins in their last 12 games of 2008 to capture their 1st division title since 2000 and the team's 1st NFC North Championship since the NFC Central was realigned in 2002. The Vikings hosted a playoff game for the 1st time since 2000.

PETERSON LEADS NFL IN RUSHING – Second-year RB Adrian Peterson set a team record with 1,760 yards rushing to become the 1st-ever Viking to lead the NFL in rushing. Peterson broke the 100-yard barrier 10 times during the season and became just the 5th player in NFL history to rush for more than 3,000 yards in his 1st 2 seasons (3,101).

RUSHING DEFENSE DYNASTY – The Vikings became the first defense since the 1970 merger to rank No. 1 in the NFL against the run for 3 straight years. Minnesota gave up just 76.9 yards per game to lead the league.

VIKINGS LOSE FOUNDING FATHER – One of the Vikings original stockholders and most-adamant supporters, Don McNeely passed away in March of 2009. In addition to his role in helping build the Vikings tradition, McNeely was revered as one of Minnesota's great philanthropists. McNeely was an ardent supporter of the arts and also donated large gifts to the Minnesota State Fair, St. John's University, the Warner Nature Center and the Como Conservatory.

McDANIEL ENSHRINED – G Randall McDaniel was inducted in the Pro Football Hall of Fame on August 8, 2009. McDaniel started 12 consecutive Pro Bowls (1989-2000), 202 consecutive games and missed only 2 games his entire career after being in a 1st-round pick by the Vikings in 1988.

FAVRE SIGNS WITH VIKINGS – A long-time nemesis, Brett Favre signed with the Vikings on August 18, 2009. Favre went on to have the best statistical season of his career, throwing for 4,202 yards, 33 TDs and 7 INTs with a 107.2 passer rating, while also setting the NFL record for consecutive games started, a mark formerly held by Vikings legend Jim Marshall.

BACK-TO-BACK DIVISION TITLES – The Vikings finished the regular season with a 12-4 mark to capture its 2nd consecutive NFC North title. It marked the first time Minnesota achieved the feat since 1977-78.

HARVIN NAMED ROOKIE OF THE YEAR – Rookie WR/KR Percy Harvin burst on the scene and earned Associated Press Offensive Rookie of the Year and was also named Pro Football Weekly/PFWA Offensive Rookie of the Year and Pepsi NFL Rookie of the Year. Harvin set team records with 2,081 all-purpose yards and 2 TDs on kick returns, while sharing the NFL rookie lead with 60 receptions for 790 yards. He earned a Pro Bowl berth as a return man.

10 VIKINGS EARN PRO BOWL BERTHS – The Vikings led the NFL and tied a team record with 10 players earning Pro Bowl honors. The unit featured 4 players who made their 1st Pro Bowl-Heath Farwell, Bryant McKinnie, Sidney Rice and Percy Harvin. They were joined by Brett Favre, Steve Hutchinson, Adrian Peterson, Jared Allen, Kevin Williams and Antoine Winfield.

EIGHTH NFC CHAMPIONSHIP GAME – The Vikings traveled to New Orleans in the 8th NFC Championship game in franchise history for a chance to play in Super Bowl XLIV in South Florida. The teams played to a 28-28 tie in regulation, forcing the game into OT where the Saints hit a 40-yard FG in the extra period to claim a 31-28 victory.

RANDLE ENSHRINED – DT John Randle was inducted into the Pro Football Hall of Fame on August 7, 2010 following a 14-year career, including 11 years as a Vikings (1990-2000). He was named to NFL Team of the Decade for the 1990s and led or tied for the team lead in sacks 9 times in his 11 Vikings seasons.

FRAZIER REPLACES CHILDRESS AFTER 10 GAMES – Defensive Coordinator/Asst. Head Coach Leslie Frazier took over coaching the team after 10 games in 2010 when Brad Childress was replaced. Frazier won his 1st game as Interim Head Coach on 11/28/10 at Washington.

ROOF COLLAPSE CAUSES CHAOTIC 2010 – Heavy snows and inclement weather caused the Metrodome roof to collapse in the early morning hours of December 12, 2010, forcing the final 2 home games of the 2010 season to be moved from the facility. The Vikings played host to the NY Giants in Detroit at Ford Field on 12/13 and the club's final home game was played at the University of Minnesota's TCF Bank Stadium, a Monday Night Football contest against Chicago on 12/20. The team had a road game against Philadelphia postponed due to weather from Sunday night, 12/26, to Tuesday night, 12/28.

50 GREATEST VIKINGS CAPS BOTH SEASON CELEBRATION – Vikings legends reunited for a celebration of the storied history of the Vikings' franchise during a weekend of activities leading up to the Monday Night Football game versus Chicago on December 20, 2010. The team unveiled the 50 greatest Vikings and they were introduced to fans at halftime of the snowy game at TCF Bank Stadium. The snowy atmosphere was fitting and marked the first outdoor home game for the Vikings since the 1981 Met Stadium finale on 12/20/81, 30 years to the day.

FRAZIER NAMED HEAD COACH – After serving as Interim Head Coach for the final 6 games of the 2010 season, Leslie Frazier was named the Head Coach on Monday, January 3, 2011, the day after the 2010 regular season finale. Frazier posted a 3-3 mark in the interim role and during trying times as the team lost its home field due to a weather-related collapse of the Metrodome.

MADIEU WILLIAMS NAMED NFL MAN OF THE YEAR – On Feb. 6, 2011 Vikings's Madieu Williams became only the 2nd Vikings player, joining Cris Carter, to earn Walter Payton Man of the Year honors from the NFL.

ALLEN BREAKS TEAM SACK RECORD – DE Jared Allen had one of the best seasons for a pass rusher in NFL history in 2011. Recording 22 sacks, Allen broke Chris Doleman's team record of 21.0 sacks in a season and fell just .5 sack short of the NFL's single-season sack record.

SPIELMAN NAMED GENERAL MANAGER – On January 3, 2012, Rick Spielman was named the team's General Manager. He had previously been the Vikings Vice President of Player Personnel from 2006-2011.

DOLEMAN ENSHRINED – DE Chris Doleman was inducted into the Pro Football Hall of Fame on

Aug. 3, 2012 following a 15-year career, including 10 with the Vikings. His 150.5 sacks was ranked fourth all-time in the NFL at the time of his retirement.

NEW STADIUM DEAL APPROVED – In May 2012, a bill for a new Minnesota Vikings stadium was passed through the Minnesota legislature and signed by Governor Mark Dayton. Funded by the Vikings, the State of Minnesota, and the City of Minneapolis, the new stadium will be located on the current Metrodome site. Ground was broke for the stadium in December of 2013.

PETERSON POSTS EPIC SEASON – Adrian Peterson had a season for the ages, coming back from a severe knee injury at the end of 2012 to set a franchise record and post the 2nd-best rushing season in NFL history with 2,097 yards. Peterson broke Robert Smith's Vikings career rushing mark in the 1st game of the season. Peterson went on to become only the 3rd Vikings player to earn Associated Press MVP honors for his efforts along with AP Offensive Player of the Year, 1st-Team All-Pro and Pro Bowl honors.

TURNAROUND EARNS PLAYOFF BERTH – The Vikings rebounded from a 3-13 mark in 2012 to go 10-6 and earn a Wild Card Playoff berth in 2013, the biggest single-season win improvement in team history at +7.

CARTER ENSHRINED – WR Cris Carter was inducted into the Pro Football Hall of Fame on Aug. 4, 2013. Carter holds the Vikings career receptions, yards and TDs records. Carter was a 4-time All-Pro and 8-time Pro Bowler during his 16 NFL seasons.

VIKINGS HOST REGULAR SEASON HOME GAME IN LONDON – The Vikings played the 1st regular season game in franchise history outside of the United States in a 34-27 win over Pittsburgh at London's Wembley Stadium in the International Series on September 29, 2013. The Vikings had previously played a preseason game at Wembley in 1983 against the St. Louis Cardinals.

ROOKIE CORDARRELLE PATTERSON SETS UNBREAKABLE RECORD – In only his 7th career game, rookie WR/KR Cordarrelle Patterson tied an NFL record for the longest play in league history and set the mark for longest KO return with his 109-yard TD vs. Green Bay on Oct. 27, 2013. The only other 109-yard play came in 2007 against the Vikings at Mall of America Field when Antonio Carmartine returned a Vikings missed FG 109 yards for a score.

GROUNDBREAKING ON NEW STADIUM – Vikings ownership and management, state leaders and elected officials joined together to officially break ground on the new stadium building project on December 3, 2013.

ALL MALL OF AMERICA FIELD TEAM TEAM – Fan voting on Vikings.com selected a 27-member team and head coach of Vikings alumni that played most of their careers with the club at Mall of America Field at HHM Metrodome.

LAST GAME IN THE DOME – After calling Mall of America Field at HHM Metrodome home for 32 seasons, the Vikings played the final game in the stadium in the 2013 season finale. Minnesota topped Detroit 14-13 to send the stadium out on a winning note.

MIKE ZIMMER HIRED AS NINTH COACH IN TEAM HISTORY – Cincinnati Bengals defensive coordinator Mike Zimmer was hired as the 9th coach in Vikings history on January 15, 2014. The veteran defensive coach comes to Minnesota with 20 seasons of NFL experience under his belt and a Super Bowl victory with Dallas.

MINNESOTA AWARDED SUPER BOWL LII AT NEW STADIUM IN 2018 – Minnesota's bid for Super Bowl LII was successful when selected on May 20, 2014 as the host community for the world-renowned event. The game itself will be played at the New Minnesota Stadium but the entire greater Twin Cities metro area will accommodate the week long festivities.

VIKINGS RETURN TO OUTDOOR FOOTBALL – On August 8, 2014 in a preseason game vs. Oakland, the Vikings returned to the elements playing home games outdoors for the first time since 1981 for 2 seasons at TCF Bank Stadium on the campus of the University of the Minnesota while U.S. Bank Stadium was being constructed.

ZIMMER ERA BEGINS WITH WIN – On September 7, 2014, Head Coach Mike Zimmer won his first game in dominating fashion beating the St. Louis Rams 34-6 on the road in the season opener.

NEW MINNESOTA STADIUM SELECTED FINAL FOUR SITE IN 2019 – Announced on November 14, 2014, the iconic new Minnesota Stadium was awarded 2019 NCAA Men's Final Four to be held April 6-9, 2019. Minnesota was awarded the 2019 high profile event after a multi-year bid process.

BUD GRANT WAY UNVEILED – At an unveiling ceremony on December 1, 2014, the Vikings and the city of Minneapolis honored former Head Coach Bud Grant with a street named in his honor outside of the new Minnesota Stadium.

TINGELHOFF ENSHRINED – C Mick Tingelhoff was inducted into the Pro Football Hall of Fame on August 8, 2015. Tingelhoff played in 240 consecutive games and didn't miss a game in his 17-year career. Tingelhoff was a 7-time All-League selection and was named to 6 consecutive Pro Bowls. As a part of Tingelhoff's enshrinement, the Vikings will play the Steelers in the Hall of Fame Game scheduled for August 9. It will be the 4th time the Vikings have participated in the Hall of Fame Game.

ZIMMER CAPTURES 1ST NFC NORTH TITLE – The Vikings closed the 2015 regular season with 3 straight wins, including a 20-13 victory over the Packers at Lambeau Field in the finale on Jan. 3, 2016. The road win secured Minnesota's 1st NFC North title since 2009 and 1st playoff appearance since 2012.

ADRIAN PETERSON WINS RUSHING TITLE – For the 3rd time in his career, Adrian Peterson lead the NFL in rushing yards running for 1,485 yards in 2015.

COLDEST GAME IN FRANCHISE HISTORY – The Vikings hosted the Seattle Seahawks on Jan. 10, 2016, in the Wildcard Round of the playoffs in the coldest game in franchise history. The temperature at kickoff was minus-6 degrees Fahrenheit with a wind chill of negative 25 with a capacity crowd at TCF Bank Stadium in the last outdoor game played in Minnesota.

U.S. BANK STADIUM OPENS – Erected at the site of the Metrodome, U.S. Bank Stadium opened it's doors in July 2016. Luke Bryan and Metallica concerts and an international soccer match between Chelsea and AC Milan were the opening events in the new stadium.

BREAKING GROUND IN EAGAN – The Vikings broke ground on their new training facility- the Twin Cities Orthopedics Performance Center- in Eagan on August 2. The facility will open in spring 2018 as the Vikings headquarters for football and business operations.

U.S. BANK STADIUM OPENS FOR PLAY – The Vikings hosted the San Diego Chargers in a preseason contest played on Aug. 28, 2016 and the Green Bay Packers in the first regular season game at U.S. Bank Stadium in a primetime game on Sunday Night Football on Sept. 18, 2016, a 17-14 Vikings win to kick off the home slate. Kyle Rudolph scored the 1st Vikings TD on a pass from Sam Bradford.

NINTH NFC CHAMPIONSHIP GAME BERTH – The Vikings overcame key injuries early in the season to notch a 13-3 regular season and advance to the NFC Championship Game, earning the 2nd NFC North title and 2nd playoff berth in head coach Mike Zimmer's 4 seasons. The Vikings hosted New Orleans for an NFC Divisional Round playoff, the 1st playoff game at U.S. Bank Stadium.

MINNESOTA HOSTS SUPER BOWL LII – The state hosted the Super Bowl for the 2nd time, 26 years after playing host to Super Bowl XXVI at the Metrodome. Philadelphia topped New England 41-33 to claim the Lombardi Trophy. Justin Timberlake performed at halftime and Pink sang the national anthem.

TWIN CITIES ORTHOPEDICS PERFORMANCE CENTER OPENS – State of the art TCO Performance Center opened as the new daily home of the Minnesota Vikings in Eagan. The facility features 4 outdoor practice fields, an indoor field and TCO Stadium field. The facility opened for business on March 5, 2018 and houses all football and business functions for the team.

COUSINS SIGNS AS TOP FREE AGENT – The Vikings signed coveted free agent QB Kirk Cousins to a blockbuster deal on the 01st day of free agency, luring the former Washington signal-caller to take the helm of the Vikings offense.

VIKINGS COACHING HISTORY

Years	Head Coach	Total Games	Regular Season (%)	Playoffs (%)	Overall (%)
1961-66	Norm Van Brocklin	84	29-51-4 (.369)	0-0-0 (.000)	29-51-4 (.369)
1967-83, '85	Bud Grant	281	158-96-5 (.620)	10-12-0 (.454)	168-108-5 (.607)
1984	Les Steckel	16	3-13-0 (.188)	0-0-0 (.000)	3-13-0 (.188)
1986-91	Jerry Burns	101	52-43-0 (.547)	3-3-0 (.500)	55-46-0 (.544)
1992-2001	Dennis Green	171	97-62-0 (.610)	4-8-0 (.250)	101-70-0 (.591)
2001-05	Mike Tice	67	32-33-0 (.492)	1-1-0 (.500)	33-34-0 (.493)
2006-10	Brad Childress	77	39-35-0 (.527)	1-2-0 (.333)	40-37-0 (.519)
2010-13	Leslie Frazier	55	21-32-1 (.398)	0-1-0 (.000)	21-33-1 (.391)
2014-17	Mike Zimmer	67	39-25-0 (.609)	1-2-0 (.333)	40-27-0 (.597)
Total		919	470-390-10 (.546)	20-29-0 (.408)	490-419-10 (.539)



Norm Van Brocklin



Bud Grant



Les Steckel



Jerry Burns



Dennis Green



Mike Tice



Brad Childress



Leslie Frazier



Mike Zimmer

Norm Van Brocklin - Named Vikings Head Coach on January 18, 1961...The former quarterback had retired from the NFL following the 1960 season after 12 professional seasons with the Los Angeles Rams (1949-57) and Philadelphia Eagles (1958-60)... "The Dutchman" led the Eagles to the NFL crown in 1960 and was the League MVP... Set an NFL record with 554 passing yards in the 1951 season opener... Threw for 23,511 yards and 173 TDs in his NFL career and played in 10 Pro Bowls... Inducted into the Pro Football Hall of Fame in 1971... Coached 84 games with the Vikings with a 29-51-4 record... Went on to coach the Atlanta Falcons from 1968-73... Born March 15, 1926, in Eagle Butte, SD... Died May 2, 1983... Attended the University of Oregon where he was an All-American.

Bud Grant - Named Vikings Head Coach on March 10, 1967... Came to Minnesota following a successful coaching career in the Canadian Football League with the Winnipeg Blue Bombers, leading the team to 4 Grey Cup Championships and playing in the game 6 times... Coached the Vikings in 281 total games, retiring after the 1983 season only to be coaxed back to coach the team again in 1985 before retiring for good... Led Vikings to Super Bowl IV, VIII, IX and XI... Won 11 Central Division titles and made 12 appearances in the playoffs... Member of both the CFL and Pro Football Halls of Fame... Born May 20, 1927 in Superior, WI... Resides in Bloomington, MN... An avid outdoorsman who travels the world hunting and fishing.

Les Steckel - Named Head Coach on January 29, 1984... Coached the Vikings for the 1984 season, finishing 3-13... Served as an offensive assistant with the Vikings 1979-83... Came to Minnesota in 1979 after working on the San Francisco 49ers staff... Was the youngest Head Coach in the NFL in 1984 at age 38... Born July 1, 1946, in Whitehall, PA... Began his playing career at Kansas as a walk-on, playing 4 seasons for the Jayhawks as a running back... Worked for Senator Robert Kennedy's campaign as a volunteer following his 1968 graduation... Joined the Marine Corps and served as an Infantry Lieutenant, seeing combat in Vietnam... Left the service in 1972 and began his coaching career at Colorado, working with the Buffaloes from 1972-76, the US Naval Academy in 1977 and the 49ers in 1978.

Jerry Burns - Named Vikings Head Coach on January 6, 1986... Served as Vikings offensive coordinator from 1968-85, guiding the team to 4 Super Bowl berths and 11 Central Division titles... Served as Vikings Head Coach 6 seasons, 1986-91... Coached the team in 101 total games, going 52-43 in the regular season and 3-3 in the playoffs... Led the Vikings to the NFC Championship game in 1987, earning upset wins at New Orleans and San Francisco along the way before falling to the Redskins 17-10 in Washington... Won the NFC Central in 1989... Coached in 6 Super Bowls, 4 as Vikings offensive coordinator and 2 as the Green Bay Packers' defensive backs coach in Super Bowls I and II... Played QB for Michigan on the 1950 Rose Bowl team... Began his coaching career in 1951 at University of Hawaii... Head Coach at the University of Iowa from 1961-65... Born January 24, 1927... Resides in Eden Prairie, MN.

Dennis Green - Named Vikings Head Coach on January 10, 1992... Came to Minnesota after reviving the Stanford University football program, serving as Head Coach from 1989-91, the only Vikings Head Coach to come directly from the college ranks... Coached 171 total games in 10 seasons with the Vikings, leading the team to 4 Central Division titles and the NFC Championship game twice... Vikings made the playoffs 8 of Green's 10 seasons and the 1998 club set the NFL single-season scoring record at 556 points, averaging 34.8 points per game... An advocate of community involvement, Green initiated Community Tuesdays, which had players active in the Twin Cities on their day off, a concept that spread to the entire National Football League... Born February 17, 1949 in Harrisburg, PA... Died July 22, 2016... Named NFL Coach of the Year in 1992 by the Washington Touchdown Club and in 1998 by Sports Illustrated and the Maxwell Club.

Mike Tice - Named Vikings Head Coach on January 10, 2002 after serving as the team's coach for the final regular season game of the 2001 season... Became the 1st Vikings player to go on and serve as Head Coach... Enjoyed a 14-year NFL playing career as a TE, including 1992-93, '95 with the Vikings... Played in 177 career games with Seattle, Washington and Minnesota... Originally signed by Seattle as a rookie free agent QB in 1981... Born February 2, 1959, in Bayshore, NY... Began coaching career with Minnesota Vikings as TE coach in 1996... Coached offensive line from 1997-2001 and added title of Assistant Head Coach in 2001.

Brad Childress - Named Vikings Head Coach on January 5, 2006... Led Vikings to consecutive NFC North titles in 2008-09... Won first game with Vikings over Washington on Monday Night Football... Joined the Vikings after 7 seasons with Philadelphia, working from 2002-05 as the Eagles' offensive coordinator... Helped guide Eagles to Super Bowl XXXIX... Coached at University of Wisconsin from 1991-98... Got first taste of NFL coaching with Indianapolis Colts in 1985... Started coaching career at University of Illinois from 1978-84... Born June 27, 1956 and raised in Aurora, IL.

Leslie Frazier - Named Vikings Head Coach on January 3, 2011 after serving as Interim Head Coach for final 6 games of 2010 season, going 3-3... Finished 21-32-1 as Head Coach in the regular season... Made his 1st and only playoff appearance as Vikings head coach in 2012 after going 10-6... Led the biggest single-season turnaround in team history and finished tied for 3rd in Coach of the Year voting in 2012... Won 1st game as interim coach at Washington (11/28/10)... Vikings Defensive Coordinator 2007-10... Played for Division rival Chicago from 1981-86, starting at CB on Bears Super Bowl XX championship team... Entered NFL as assistant coach with Philadelphia in 1999... Began coaching career in 1988 at tiny Trinity College in suburban Chicago, starting the football program from the ground up as the 1st coach in program history... Part of Super Bowl winner with Chicago as a player and Indianapolis as an assistant coach... Born April 3, 1959 in Columbus, MS.

Mike Zimmer - Named Vikings Head Coach on January 15, 2014... Posted 40 wins, including playoffs, in his opening 4 seasons as head coach, advancing to 2017 NFC Championship Game after a 13-3 regular season... Earned 2015 and 2017 NFC North Division titles and has been in 3 playoff games... Vikings ranked 1st in NFL total defense in 2017... Served as a defensive coordinator for the previous 14 seasons for Cincinnati (2008-13), Atlanta (2007) and Dallas (2006-09)... Has been a part of 13 playoff teams in his NFL tenure and teams that have won 9 Division titles... Coached Cowboys DBs when team won Super Bowl XXX over Pittsburgh... Had a top-7 defense 4 of his final 5 seasons with Cincinnati... Before moving to the NFL ranks, spent 15 seasons coaching at the collegiate level where he spent his final 5 seasons as defensive coordinator at Washington State from 1989-93... Was at Weber State from 1981-88 serving as defensive coordinator from 1983-88... Entered the coaching profession at Missouri where he served as an assistant from 1979-80... Played QB and then later LB at Illinois State... Has 3 children, son Adam and daughters Corri and Marki. Adam serves as the Vikings LBs coach. Wife, Vikki, passed in 2009... Born June 5, 1956 in Peoria, IL.

VIKINGS ALL-TIME COACHING STAFFS

HEAD COACH	YEARS
Norm Van Brocklin	1961-66
Walt Yowarsky, Darrel Brewster (1961-63), Harry Gilmer (1961-64), Stan West (1961-63), Tom McCormick (1963-66), Marion Campbell (1964-66), Lew Carpenter (1964-66), Jack Faulkner (1965), Jim Carr (1966).	
Bud Grant	1967-83
Buster Mertes, John Michels, Jim Carr (1967-68, 1978-81), Bob Holloway 1967-70, '78-83), Jerry Burns (1968-83), Neilll Armstrong (1969-77), Jack Patera (1969-75), Jocko Nelson (1971-78), Buddy Ryan (1976-77), Murray Warmath (1978-79), Floyd Reese (1979-83), Les Steckel (1979-83), Tom Cechchini (1980-83), Jed Hughes (1982-83).	
Les Steckel	1984
Tom Batta, Raymond Berry, Bud Bjornaraa, Dean Brittenham, Jerry Burns, Ross Fichtner, Bob Holloway, Bob Leahy, Buster Mertes, John Michels, Dan Radakovich, Floyd Reese, Dick Rehbein, Mike Sweatman.	
Bud Grant	1985
Tom Batta, Jerry Burns, Pete Carroll, Bob Holloway, John Michels, Floyd Reese, Dick Rehbein, Marc Trestman, Paul Wiggins.	
Jerry Burns	1986-91
Tom Batta, John Michels, Dick Rehbein, Paul Wiggins, Pete Carroll (1986-89), Bob Holloway (1986), Monte Kiffin (1986-89, '91), Floyd Peters (1986-90), Bob Schnelker (1986-90), Marc Trestman (1986, '89-91), John Brunner (1987-91), Rollie Dotsch (1987), Jerry Brown (1988-91), Maxie Baughan (1989-91), Tom Moore (1989-91).	
Dennis Green	1992-2001 (Mike Tice coached last game of 2001)
Richard Solomon (1992-01), Steve Wetzel (1992-01), Tom Batta (1992-93), Jack Burns (1992-93), Brian Billick (1992-98), Tony Dungy (1992-95), Monte Kiffin (1992-94), John Michels (1992-93), Tom Moore (1992-93), Willie Shaw (1992-93, 2001), John Teerlink (1992-94), Tyrone Willingham (1992-94), Mike Wolf (1992-94), Chris Foerster (1993-95), Carl Hargrave (1994-2001), Foge Fazio (1995-99), John Levrva (1995-97), Chip Myers (1995-98), Ray Sherman (1995-97, '99), Jeff Friday (1996-98), Tom Olivadotti (1996-99), Mike Tice (1996-2000), Dave Atkins (1997-99), Wade Harman (1997-98), Hubbard Alexander (1998-99), Andre Patterson (1998-99), Dean Dalton (1999-2001), John Kasper (1999), John Tice (1999-2001), Alex Wood (1999-2001), Charlie Baggett (2000-01), John Fontes (2000-01), Chuck Knox, Jr. (2000-01), Daryl Lawrence (2000-01), Sherman Lewis (2000-01), Emmitt Thomas (2000-01), Fred von Appen (2000), Brian Baker (2001), Gary Zauner (1994-01), Trent Walters (1994-01), Keith Rowen (1994-96), Jerry Rhome (1994), Mark Asanovich (1995).	

Mike Tice	2002-05
Charlie Baggett (2002-04), Brian Baker (2002-05), Pete Bercich (2002-05), Ted Cottrell (2004-05), Dean Dalton (2002-05), Mark Ellis (2004-05), Jay Hayes (2002), Chuck Knox, Jr. (2002-05), Daryl Lawrence (2002-03), Scott Linehan (2002-04), Steve Loney (2002-05), George O'Leary (2002-03), Jim Panagos (2002-05), Willie Shaw (2002-03), John Tice (2002-05), Steve Wetzel (2002-03), Alex Wood (2002), Randy Hanson (2003-05), Kevin Ross (2003-05), Kurtis Shultz (2004-05), Rusty Tillman (2003-05), Wes Chandler (2005), Foge Fazio (2005), Rich Olson (2005), Jerry Rhome (2005).	
Brad Childers, Leslie Frazier	2006-10 (Frazier coached last 6 games of 2010)
Joney Barnett (2006-10), Darrell Bevell (2006-10), Eric Bieniemy (2006-10), Brendan Daly (2006-08), Karl Dunbar (2006-10), Paul Ferraro (2006-08), Ryan Ficken (2007-10), Leslie Frazier (2007-10), Jason Glenn (2009), Jim Hueber (2006-10), Jeff Imamura (2006-10), Jimmie Johnson (2006-10), Tom Canavay (2006-10), Derek Mason (2007-09), Clay Matchett (2006), Pat Morris (2006-10), Ryan Murphy (2006-10), Chad O'Shea (2006-08), Fred Pagac (2006-10), Dennis Polian (2009-10), Diron Reynolds (2009-10), Kevin Rogers (2006-10), Matt Sheldon (2010), Ryan Silverfield (2008-10), Kevin Stefanski (2006-10), George Stewart (2007-10), Martin Streight (2006-10), Mike Tomlin (2006), Chris White (2009-10), Joe Woods (2006-10), Darrell Wyatt (2006).	
Leslie Frazier	2011-13
Joney Barnett (2011), Brendan Daly (2012-13), Jeff Davidson (2011-13), Karl Dunbar (2011), Ryan Ficken (2011-13), Jeff Howard (2013) Jeff Imamura (2011-13), Craig Johnson (2011-13), Jimmie Johnson (2011-13), Tom Canavay (2011-13), Clint Kubiak (2013), Aaron McLaurin (2012-13), Bill Musgrave (2011-13), Fred Pagac (2011-13), Mike Priefer (2011-13), Diron Reynolds (2011-13), James Saxon (2011-13), Matt Sheldon (2011), Ryan Silverfield (2011-13), Mike Singletary (2011-13), Kevin Stefanski (2011-13), George Stewart (2011-13), Martin Streight (2011-13), Cameron Turner (2011-12), Chris White (2011-12), Alan Williams (2012-13), Joe Woods (2011-13).	
Mike Zimmer	2014-18
Robb Aley (2014), Clancy Barone (2017), Jeff Davidson (2014-15), John DeFilippo (2018), Todd Downing (2018), George Edwards (2014-), Ryan Ficken (2014-), Hank Frazier (2014-16), Jonathan Gannon (2014-13), Jerry Gray (2014), Darrell Hazell (2017), Ellis Hill (2018-), Jeff Howard (2014-), Jeff Kaurv (2014-16), Andrew Janocko (2015-), Derik Keyes (2017-), Clint Kubiak (2014), Reshard Langford (2017), Chaz Mahle (2015-), Evan Marcus (2014-15), Evan Marcus (2014-15), Andre Patterson (2014-), Drew Petzing (2014-), Kennedy Poliamalu (2017-), Mike Priefer (2014-), Robert Rodriguez (2015-), Brent Salazar (2015-), Pat Shurmur (2016-17), Tony Sparano (2016-17), Kevin Stefanski (2014-), George Stewart (2014-16), Norv Turner (2014-16), Scott Turner (2014-16), Mark Uveyama (2017-), Kirby Wilson (2014-15), Adam Zimmer (2014-).	

VIKINGS ALL-TIME ASSISTANT COACHES ROSTER

Alex, Robb, 2014	Ferraro, Paul, 2006-08	Marcus, Evan, 2014-15	Shaw, William, 1992-93; 2001-02
Kendrick, Hubbard, 1998-99	Fichtner, Ross, 1984	Matchett, Clay, 2006	Sherman, Ray, 1995-97; '99
Armstrong, Neill, 1967-77	Ficken, Ryan, 2007-	McCormick, Tom, 1963-66	Silverfield, Ryan, 2008-13
Atkins, Dave, 1997-99	Foerster, Chris, 1993-95	McLaurin, Aaron, 2012-13	Singletary, Mike, 2011-13
Asanovich, Mark, 1995	Fontes, John, 2000	Mertes, Buster, 1967-84	Solomon, Richard, 1992-2001
Baggett, Charlie, 2000-04	Fraleigh, Hank, 2014-16	Michels, John, 1967-93	Sparano, Tony, 2016-
Baker, Brian, 2001-03	Frazier, Leslie, 2007-10	Moore, Tom, 1989-93	Steckel, Les, 1979-83
Barnett, Joney, 2006-11	Friday, Jeff, 1996-98	Morris, Pat, 2006-10	Stefanski, Kevin, 2006-
Barone, Clancy, 2017-	Gannon, Jonathan, 2014-17	Murphy, Brian, 2006-10	Stewart, George, 2007-16
Batta, Tom, 1984-93	Gilmer, Harry, 1961-64	Musgrave, Bill, 2011-13	Streight, Martin, 2006-13
Baughan, Maxie, 1989-91	Glenn, Jason, 2009	Myers, Chip, 1995-98	Sweatman, Mike, 1984
Bercich, Pete, 2002-05	Gray, Jerry, 2014-	Nelson, Jocko, 1971-78	Teerlink, John, 1992-94
Berry, Raymond, 1984	Hanson, Randy, 2003-05	O'Leary, George, 2002-03	Thomas, Emmitt, 2000-01
Bevell, Darrell, 2006-10	Hargrave, Carl, 1994-2001	O'Shea, Chad, 2006-08	Tice, John, 1999-2005
Bieniemy, Eric, 2006-10	Harman, Wade, 1997-98	Olivadotti, Tom, 1996-99	Tice, Mike, 1996-2001
Billick, Brian, 1992-98	Hayes, Jay, 2002	Olson, Rich, 2005	Tillman, Rusty, 2003-05
Bjornaraa, Bud, 1984	Hazell, Darrell, 2017-	Pagac, Fred, 2006-13	Tomlin, Mike, 2006
Brewster, Darrel, 1961-63	Hill, Ellis, 2018-	Panagos, Jim, 2002-05	Trestman, Marc, 1985-86; '89-91
Brittenham, Dean, 1984	Holloway, Bob, 1967-70; '78-86	Patera, Jack, 1969-75	Turner, Cameron, 2011-12
Brown, Jerry, 1988-91	Howard, Jeff, 2013-	Patterson, Andre, 1998-99, 2014-	Turner, Norv, 2014-16
Brunner, John, 1987-91	Hueber, Jim, 2006-10	Peters, Floyd, 1986-90	Turner, Scott, 2014-16
Burns, Jerry, 1968-85	Hughes, Jed, 1982-83	Petzing, Drew, 2014-	Uveyama, Mark, 2017-
Burns, Jack, 1992-93	Hurd, Jeff, 2014-16	Polamalu, Kennedy, 2017-	von Appen, Fred, 2000
Campbell, Marion, 1964-66	Imamura, Jeff, 2006-13	Polian, Dennis, 2009-10	Walters, Trent, 1994-2001
Carpenter, Lew, 1964-66	Janocko, Andrew, 2015-	Priefer, Mike, 2011-	Warmath, Murray, 1978-79
Carr, Jim, 1966-68; 1978-81	Johnson, Craig, 2011-13	Radakovich, Dan, 1984	White, Chris, 2009-12
Carroll, Pete, 1985-89	Johnson, Jimmie, 2006-13	Reese, Floyd, 1979-85	West, Stan, 1961-63
Cechchini, Tom, 1980-83	Kanavay, Tom, 2006-13	Rehbein, Dick, 1984-91	Wetzel, Steve, 1992-2003
Cottrell, Ted, 2004-05	Kasper, John, 1999	Reynolds, Diron, 2009-13	Wiggins, Paul, 1985-91
Dalton, Dean, 1993-2005	Kiffin, Monte, 1986-89; '91-94	Rhyme, Jerry, 1994, 2005	Williams, Alan, 2012-13
Daly, Brendan, 2006-08; '12-13	Knox, Jr., Chuck, 2000-05	Rodriguez, Robert, 2015-	Willingham, Tyrone, 1992-94
Davidson, Jeff, 2011-15	Kubiak, Clint, 2013-14	Rogers, Kevin, 2006-10	Wilson, Kirby, 2014-15
DeFilippo, John, 2018-	Langford, Reshard, 2017	Ross, Kevin, 2003-05	Wolf, Mike, 1992-94
Dotsch, Rollie, 1987	Lawrence, Daryl, 2000-03	Rowen, Keith, 1994-96	Wood, Alex, 2006-13
Downing, Todd, 2018-	Leahy, Bob, 1984	Ryan, Buddy, 1976-77	Wyatt, Darrell, 2006
Dunbar, Karl, 2006-11	Levrva, John, 1995-97	Salazar, Brent, 2016	Yowarsky, Walt, 1961-66
Dungy, Tony, 1992-95	Lewis, Sherman, 2000-01	Saxon, James, 2011-13	Zauner, Gary, 1994-2001
Edwards, George, 2014-	Linehan, Scott, 2002-04	Schnelker, Bob, 1986-90	Zimmer, Adam, 2014-
Ellis, Mark, 2004-05	Loney, Steve, 2002-05	Sheldon, Matt, 2010-11	
Faulkner, Jack, 1965	Mahle, Chaz, 2015-	Shultz, Kurtis, 2004-05	
Fazio, Foge, 1995-99, 2005	Mason, Derek, 2007-09	Shurmur, Pat, 2016-17	

VIKINGS YEAR-BY-YEAR

(Home Fields: 1961-81 Metropolitan Stadium, 1982-2013 HHH Metrodome, 2014-15 TCF Bank Stadium, 2016-present U.S. Bank Stadium)

ALL-TIME RECORD: REGULAR SEASON 470-390-10 / POST SEASON 20-29 / OVERTIME 23-21-3

1961		
Head Coach: Norm Van Brocklin		
Preseason (0-5)		
8/5	L	13 Dallas at Sioux Falls (4,954)
8/18	L	3 at Baltimore Colts (10,203)
8/26	L	10 San Fran. at Portland (27,044)
9/2	L	7 Chicago at Cedar Rapids (12,500)
9/10	L	17 L.A. Rams (27,982)
Regular Season (3-11)		
Finish: 7th in NFL Western Conference		
9/17	W	37 Chicago (32,236)
9/24	L	7 at Dallas (12,992)
10/1	L	33 at Baltimore Colts (54,259)
10/8	L	0 Dallas (33,070)
10/15	L	24 San Francisco (34,415)
10/22	L	7 Green Bay (42,007)
10/29	L	10 at Green Bay (Milw.) (44,112)
11/5	L	17 at L.A. Rams (38,594)
11/12	W	28 Baltimore Colts (38,010)
11/19	L	10 Detroit (32,296)
11/26	L	28 at San Francisco (43,905)
12/3	W	42 L.A. Rams (30,068)
12/10	L	7 at Detroit (42,655)
12/17	L	35 at Chicago (34,539)
		285

1962		
Head Coach: Norm Van Brocklin		
Preseason (2-3)		
8/11	L	24 San Francisco at Seattle (22,500)
8/18	L	24 L.A. Rams at Portland (23,544)
8/25	L	21 St. L. Cards at Mpls.-Parade (15,500)
9/2	W	24 Baltimore Colts (29,544)
9/8	W	45 Dallas at Atlanta (12,500)
Regular Season (2-11-1)		
Finish: 6th in NFL Western Conference		
9/16	L	7 at Green Bay (38,669)
9/23	L	7 Baltimore Colts (30,787)
9/30	L	7 at San Francisco (38,407)
10/7	L	0 Chicago (33,141)
10/14	L	21 Green Bay (41,475)
10/21	W	38 at L.A. Rams (33,071)
10/28	W	31 Philadelphia (30,071)
11/4	L	31 at Pittsburgh (14,642)
11/11	L	30 at Chicago (46,984)
11/18	L	6 Detroit (31,257)
11/25	T	24 L.A. Rams (26,728)
12/2	L	12 San Francisco (33,076)
12/9	L	23 at Detroit (42,256)
12/16	L	17 at Baltimore Colts (53,645)
		254

1963		
Head Coach: Norm Van Brocklin		
Preseason (4-1)		
8/10	W	43 San Francisco at Portland, OR (20,837)
8/17	W	27 at L.A. Rams (42,966)
8/25	W	17 N.Y. Giants (29,815)
8/31	L	27 Philadelphia at Hershey, PA (15,861)
9/6	W	35 at St. Louis (30,842)
Regular Season (5-8-1)		
Finish: Tied 4th in NFL Western Conference		
9/15	W	24 at San Francisco (30,781)
9/22	L	7 Chicago (33,923)
9/29	W	45 San Francisco (28,567)
10/6	L	14 St. Louis Cards (30,220)

10/13	L	28 Green Bay (42,567)
10/20	L	24 at L.A. Rams (30,555)
10/27	L	10 at Detroit (44,509)
11/3	W	21 L.A. Rams (33,567)
11/10	L	7 at Green Bay (42,327)
11/17	L	34 Baltimore Colts (33,136)
11/24	W	34 Detroit (28,763)
12/1	T	17 at Chicago (47,249)
12/8	L	10 at Baltimore Colts (54,122)
12/15	W	34 at Philadelphia (54,403)
		309

1964		
Head Coach: Norm Van Brocklin		
Preseason (5-0)		
8/8	W	21 N.Y. Giants (31,581)
8/15	W	24 St. L. Cards at Atlanta (9,500)
8/22	W	24 San Fran. at Salt Lake (20,207)
8/29	W	34 at L.A. Rams (39,938)
9/5	W	21 Philadelphia at Hershey (9,212)
Regular Season (8-5-1)		
Finish: Tied 2nd in NFL Western Conference		
9/13	W	34 Baltimore Colts (35,563)
9/20	L	28 Chicago (41,387)
9/27	L	13 at L.A. Rams (50,009)
10/4	W	24 at Green Bay (42,327)
10/11	L	20 Detroit (40,840)
10/18	W	30 Pittsburgh (39,873)
10/25	W	27 at San Francisco (31,845)
11/1	L	13 Green Bay (44,278)
11/8	W	24 San Francisco (40,408)
11/15	L	14 at Baltimore Colts (60,213)
11/22	T	23 at Detroit (48,291)
11/29	W	34 L.A. Rams (31,677)
12/6	W	30 at N.Y. Giants (62,802)
12/13	W	41 at Chicago (46,486)
		355

1965		
Head Coach: Norm Van Brocklin		
Preseason (5-0)		
8/14	W	31 Pittsburgh at Atlanta (39,240)
8/20	W	35 Philadelphia (43,125)
8/28	W	20 Washington at Charlotte, NC (20,426)
9/3	W	57 Dallas at Birmingham (41,500)
9/11	W	24 N.Y. Giants at Omaha (14,250)
Regular Season (7-7)		
Finish: Tied 5th in NFL Western Conference		
9/19	L	16 at Baltimore Colts (56,562)
9/26	L	29 Detroit (46,826)
10/3	W	38 at L.A. Rams (36,755)
10/9	W	40 N.Y. Giants (44,283) Sat. night
10/17	L	37 Chicago (47,426)
10/24	W	42 at San Francisco (42,680)
10/31	W	27 at Cleveland (83,505)
11/7	W	24 L.A. Rams (47,426)
11/14	L	21 Baltimore Colts (47,426)
11/21	L	13 Green Bay (47,426)
11/28	L	24 San Francisco (40,306)
12/5	L	19 at Green Bay (40,852)
12/12	W	29 at Detroit (45,420)
12/19	W	24 at Chicago (46,604)
		383

1966		
Head Coach: Norm Van Brocklin		
Preseason (3-1-1)		
8/6	T	6 Detroit at New Orleans (38,500)
8/13	W	35 Pittsburgh at Portland (21,228)
8/20	W	24 L.A. Rams (40,270)
8/26	W	30 Washington at Clev. (83,414)
9/2	L	24 at Dallas (58,316)
Regular Season (4-9-1)		
Finish: Tied 6th in NFL Western Conference		
9/11	T	20 at San Francisco (29,312)
9/18	L	23 Baltimore Colts (47,426)
9/25	L	17 at Dallas (64,116)
10/2	L	10 Chicago (47,426)
10/16	W	35 L.A. Rams (47,426)
10/23	L	17 at Baltimore Colts (60,238)
10/30	W	28 San Francisco (45,077)
11/6	W	20 at Green Bay (50,861)
11/13	L	31 Detroit (43,939)
11/20	L	6 at L.A. Rams (38,775)
11/27	L	16 Green Bay (47,426)
12/4	L	13 Atlanta (37,117)
12/11	W	28 at Detroit (43,022)
12/18	L	28 at Chicago (45,191)
		292

1967		
Head Coach: Bud Grant		
Preseason (2-3)		
8/12	W	31 Philadelphia at Tulsa (24,500)
8/18	L	9 at Denver (31,850)
8/27	L	3 N.Y. Giants at New Haven (43,584)
9/2	W	16 Atlanta at Cleveland (84,236)
9/10	L	14 Cleveland (40,012)
Regular Season (3-8-3)		
Finish: 4th in NFL Central		
9/17	L	21 San Francisco (39,638)
9/22	L	3 at L.A. Rams (52,255) Fri. night
10/1	L	7 Chicago (44,868)
10/8	L	24 St. Louis Cards (40,017)
10/15	W	10 at Green Bay (Milw.) (49,601)
10/22	T	20 Baltimore Colts (47,639)
10/29	L	20 at Atlanta (52,859)
11/5	W	27 N.Y. Giants (44,960)
11/12	T	10 Detroit (40,632)
11/19	L	10 at Cleveland (68,431)
11/26	W	41 at Pittsburgh (23,773)
12/3	L	27 Green Bay (47,633)
12/10	T	10 at Chicago (40,110)
12/17	L	3 at Detroit (44,874)
		233

1968		
Head Coach: Bud Grant		
Preseason (3-2)		
8/10	L	10 Kansas City (45,228)
8/17	W	39 at Denver (20,901)
8/24	W	52 Philadelphia (41,229)
9/1	L	28 at St. Louis Cards (25,233)
9/6	W	20 New Orleans at Shreveport, LA (23,000)
Regular Season (8-6)		
Finish: NFL Central Champions		
9/14	W	47 Atlanta (45,563) Sat. night
9/22	W	26 at Green Bay (Milw.) (49,346)
9/29	L	17 Chicago (47,644)
10/6	W	24 Detroit (44,289)
10/13	L	17 at New Orleans (71,105)
10/20	L	7 Dallas (47,644)
10/27	L	24 at Chicago (46,562)
11/3	W	27 Washington (47,644)
11/10	W	14 Green Bay (47,644)
11/17	W	13 at Detroit (48,654)
11/24	L	9 at Baltimore Colts (60,238)
12/1	L	3 L.A. Rams (47,644)
12/8	W	30 at San Francisco (29,049)
12/15	W	24 at Philadelphia (54,530)
		282

Western Conference Championship (Memorial Stadium, Baltimore, MD)		
12/22	L	14 Baltimore Colts (60,238)
NFL Playoff Bowl (Orange Bowl, Miami, FL)		
1/5/69	L	13 Dallas (22,961)*
		24

*Statistics from game do not count.



From 1968-78 the Vikings won 10 division titles in 11 seasons, posting a 112-42-2 record in regular season play.



Dave Osborn's tough running led the team on the ground in 1969 and 1970, earning him a Pro Bowl berth in '70.

1969

Head Coach: Bud Grant

Preseason (5-1)

8/2	W	45	Miami at Tampa (37,219)	10
8/9	W	26	Denver (45,916)	6
8/23	W	41	St. L. Cards at Memphis (34,417)	13
8/30	L	21	N.Y. Jets at Winston-Salem (31,500)	24
9/6	W	28	N.Y. Giants (47,900)	27
9/13	W	23	Cleveland at Akron (28,561)	16

Regular Season (12-2)

Finish: NFL Central Champions

9/21	L	23	at N.Y. Giants (62,900)	24
9/28	W	52	Baltimore Colts (47,900)	14
10/5	W	19	Green Bay at U. of MN (60,740)	7
10/12	W	31	at Chicago (45,757)	0
10/19	W	27	at St. Louis Cards (49,430)	10
10/26	W	24	Detroit (47,900)	10
11/2	W	31	Chicago (47,900)	14
11/9	W	51	Cleveland (47,900)	3
11/16	W	9	at Green Bay (Milw.) (48,321)	7
11/23	W	52	Pittsburgh (47,202)	14
11/27	W	27	at Detroit (57,906) Thanksgiving	0
12/7	W	20	at L.A. Rams (80,430)	10
12/14	W	10	San Francisco (43,028)	7
12/21	L	3	at Atlanta (52,872)	10

379

Western Conference Championship

(Metropolitan Stadium, Bloomington, MN)

12/27	W	23	L.A. Rams (47,900)	20
-------	---	----	--------------------	----

NFL Championship

(Metropolitan Stadium, Bloomington, MN)

1/4/70	W	27	Cleveland (47,900)	7
--------	---	----	--------------------	---

Super Bowl IV

1/11/70	L	7	Kansas City (80,562)	23
---------	---	---	----------------------	----

1970

Head Coach: Bud Grant

Preseason (4-2)

8/8	L	13	New Orleans at Canton (17,932)	14
8/15	L	13	Pittsburgh (45,591)	20
8/22	W	14	at Houston (44,563)	7
8/30	W	52	N.Y. Jets (47,900)	21
9/5	W	24	at Cleveland (83,043)	21
9/11	W	31	at Chicago (46,630)	30

Regular Season (12-2)

Finish: NFC Central Champions

9/20	W	27	Kansas City (47,900)	10
9/27	W	26	New Orleans (47,900)	0
10/4	L	10	at Green Bay (Milw.) (47,967)	13
10/11	W	24	at Chicago (45,485)	0
10/18	W	54	Dallas (47,900)	13
10/26	W	13	L.A. Rams (47,900) Mon. night	3
11/1	W	30	at Detroit (58,210)	17
11/8	W	19	at Washington (50,415)	10
11/15	W	24	Detroit (47,900)	20
11/22	W	10	Green Bay (47,900)	3
11/29	L	10	at N.Y. Jets (62,333)	20
12/5	W	16	Chicago (47,900) Sat. day	13
12/13	W	35	at Boston (37,819)	14
12/20	W	37	at Atlanta (57,992)	7

335

NFC Divisional Playoffs

(Metropolitan Stadium, Bloomington, MN)

12/27	L	14	San Francisco (46,050)	17
-------	---	----	------------------------	----

1971

Head Coach: Bud Grant

Preseason (4-2)

8/8	L	10	New England at U of M (31,813)	17
8/14	W	34	at San Diego (49,267)	7
8/21	W	34	Chicago (47,900)	14
8/28	W	26	at Pittsburgh (46,276)	21
9/4	L	7	at Denver (43,000)	14

9/11	W	24	Miami (47,900)	0
Regular Season (11-3)				
Finish: NFC Central Champions				
9/20	W	16	at Detroit (54,418) M	13
9/26	L	17	Chicago (47,900)	20
10/3	W	19	Buffalo (47,900)	0
10/10	W	13	at Philadelphia (65,258)	0
10/17	W	24	at Green Bay (56,263)	13
10/25	W	10	Baltimore Colts (48,784) M	3
10/31	W	17	at N.Y. Giants (62,829)	10
11/7	L	9	San Francisco (49,784)	13
11/14	W	3	Green Bay (49,784)	0
11/21	W	23	at New Orleans (83,130)	10
11/28	W	24	Atlanta (49,784)	7
12/5	L	14	at San Diego (54,505)	30
12/11	W	29	Detroit (48,784) Sat. day	10
12/19	W	27	at Chicago (55,049)	10

245

NFC Divisional Playoffs

(Metropolitan Stadium, Bloomington, MN)

12/25	L	12	Dallas (49,100)	20
-------	---	----	-----------------	----

1972

Head Coach: Bud Grant

Preseason (3-2)

8/12	W	24	San Diego (47,900)	13
8/18	L	10	at Buffalo (41,006)	21
8/26	W	20	at Cleveland (70,583)	17
9/4	W	26	Houston (47,900)	14
9/10	L	19	at Miami (74,298)	21

Regular Season (7-7)

Finish: 3rd in NFC Central

9/18	L	21	Washington (47,900) M	24
9/24	W	34	at Detroit (54,418)	10
10/1	L	14	Miami (47,900)	16
10/8	L	17	St. Louis Cards (49,784)	19
10/15	W	23	at Denver (51,656)	20
10/23	L	10	at Chicago (55,701) M	13
10/29	W	27	at Green Bay (56,263)	13
11/5	W	37	New Orleans (49,784)	6
11/12	W	16	Detroit (48,784)	14
11/19	W	45	at L.A. Rams (77,982)	41
11/26	L	10	at Pittsburgh (50,348)	23
12/3	W	23	Chicago (49,784)	10
12/10	L	7	Green Bay (49,784)	23
12/16	L	17	at San Francisco (61,214) Sat. day	20

301

1973

Head Coach: Bud Grant

Preseason (5-0)

8/11	W	10	Pittsburgh (46,619)	6
8/18	W	13	at Kansas City (72,676)	10
8/25	W	34	at Oakland (57,515)	10
8/31	W	20	Miami (46,619)	17
9/8	W	24	at San Diego (42,007)	16

Regular Season (12-2)

Finish: NFC Central Champions

9/16	W	24	Oakland (46,619)	16
9/23	W	22	at Chicago (55,701)	13
9/30	W	11	Green Bay (48,503)	3
10/7	W	23	at Detroit (54,418)	9
10/14	W	17	at San Francisco (59,359)	13
10/21	W	28	Philadelphia (48,503)	21
10/28	W	10	L.A. Rams (48,503)	3
11/4	W	26	Cleveland (48,503)	9
11/11	W	28	Detroit (48,503)	7
11/19	L	14	at Atlanta (50,850) Mon. night	20
11/25	W	31	Chicago (48,503)	13
12/2	L	0	at Cincinnati (59,580)	27
12/8	W	31	at Green Bay (56,267) Sat. day	7
12/16	W	31	at N.Y. Giants (New Haven) (70,041) F	10

296

NFC Divisional Playoffs

(Metropolitan Stadium, Bloomington, MN)

12/22	W	27	Washington (46,409)	20
-------	---	----	---------------------	----

NFC Championship Game

(Texas Stadium, Irving, TX)

12/30	W	27	Dallas (60,272)	10
-------	---	----	-----------------	----

Super Bowl VIII (Rice Stadium, Houston, TX)

1/13/74	L	7	Miami (68,142)	24
---------	---	---	----------------	----

1974

Head Coach: Bud Grant

Preseason (3-2)

8/10	L	21	at Denver (23,822)	27
8/19	L	9	at Miami (67,963)	21
8/25	W	32	Buffalo (46,553)	13
8/31	W	14	at St. Louis Cards (42,544)	10
9/7	W	42	San Diego (46,553)	0

Regular Season (10-4)

Finish: NFC Central Champions

9/15	W	32	at Green Bay (56,312)	17
9/22	W	7	at Detroit (49,703)	6
9/29	W	11	Chicago (46,619)	7
10/6	W	23	at Dallas (60,817)	21
10/13	W	51	Houston (48,490)	10
10/20	L	16	Detroit (48,501)	20
10/27	L	14	New England (48,497)	17
11/3	W	17	at Chicago (55,753)	0
11/11	W	28	at St. L. Cards (51,392) Mon. night	24
11/17	L	7	Green Bay (48,480)	19
11/24	L	17	at L.A. Rams (90,266)	20
12/1	W	29	New Orleans (48,456)	9
12/7	W	23	Atlanta (48,480) Sa	10
12/14	W	35	at Kansas City (72,474) Sat. day	15

310

NFC Divisional Playoffs

(Metropolitan Stadium, Bloomington, MN)

12/21	W	30	St. Louis Cards (44,626)	14
-------	---	----	--------------------------	----

NFC Championship Game

(Metropolitan Stadium, Bloomington, MN)

12/29	W	14	L.A. Rams (47,404)	10
-------	---	----	--------------------	----

Super Bowl IX

(Tulane Stadium, New Orleans, LA)

1/12/75	L	6	Pittsburgh (80,997)	16
---------	---	---	---------------------	----

1975

Head Coach: Bud Grant

Preseason (2-3-1)

8/9	L	15	N.Y. Jets at Tempe (51,323)	20
8/17	L	10	at New England (40,218)	36
8/23	W	16	at Dallas (45,395)	13
9/1	W	20	Miami (47,653)	7
9/6	L	6	St. Louis Cards (46,975)	13
9/13	T	14	at San Diego (31,642)	14

Regular Season (12-2)

Finish: NFC Central Champions

9/21	W	27	San Francisco (48,418)	17
9/28	W	42	at Cleveland (65,419)	10
10/5	W	28	Chicago (48,446)	3
10/12	W	29	N.Y. Jets (48,444)	21
10/19	W	25	Detroit (48,446)	19
10/27	L	13	at Chicago (56,302) Mon. night	9
11/2	W	28	at Green Bay (55,279)	17
11/9	W	38	Atlanta (48,446)	0
11/16	W	20	at New Orleans (60,214)	7
11/23	W	28	San Diego (48,443)	13
11/30	L	30	at Washington (54,311)	31
12/7	W	24	Green Bay (48,446)	3
12/14	L	10	at Detroit (78,990)	17
12/20	W	35	at Buffalo (73,391) Sat. day	13

377

NFC Divisional Playoffs

(Metropolitan Stadium, Bloomington, MN)

12/28	L	14	Dallas (46,425)	17
-------	---	----	-----------------	----

1976

Head Coach: Bud Grant

Preseason (3-3)

7/31	L	3	at Miami (39,939)	16
8/7	W	13	at Kansas City (32,851)	10
8/16	L	7	at Cleveland (44,336)	31
8/22	W	23	Cincinnati (43,784)	17
8/28	W	20	Philadelphia (46,512)	16
9/5	L	17	at Denver (52,129)	30

Regular Season (11-2-1)

Finish: NFC Central Champions

9/12	W	40	at New Orleans (58,156)	9
9/19	T	10	L.A. Rams (47,310) (OT)	10
9/26	W	10	at Detroit (77,292)	9
10/4	W	17	Pittsburgh (47,809) Mon. night	6
10/10	W	20	Chicago (47,948)	19
10/17	W	24	N.Y. Giants (47,156)	7
10/24	W	31	at Philadelphia (56,233)	12
10/31	L	13	at Chicago (56,602)	14
11/7	W	31	Detroit (46,735)	23
11/14	W	27	Seattle (45,087)	21
11/21	W	17	at Green Bay (Mil.) (53,104)	10
11/29	L	16	at San Fran. (56,775) Mon. night	20
12/5	W	20	Green Bay (43,700)	9
12/11	W	29	at Miami (46,543) Sa	1

Head Coach: Bud Grant**Preseason (4-2)**

8/6	W	22	at L.A. Rams (55,168)	17
8/13	W	34	Cleveland (45,370)	33
8/19	L	7	at Baltimore (45,529)	29
8/26	W	33	Miami (44,396)	7
9/3	L	7	at Cincinnati (52,942)	26
9/10	W	30	at Buffalo (35,017)	6

Regular Season (9-5)**Finish: NFC Central Champions**

9/18	L	10	Dallas (47,678) (OT)	16
9/24	W	9	at Tampa Bay (66,272) Sat. night	3
10/2	W	19	Green Bay (47,143)	7
10/9	W	14	Detroit (45,860)	7
10/16	W	22	Chicago (47,708) (OT)	16
10/24	L	3	at L.A. Rams (62,414) Mon. night	35
10/30	W	14	at Atlanta (59,257)	7
11/6	L	7	St. Louis (47,066)	27
11/13	W	42	Cincinnati (47,371)	10
11/20	L	7	at Chicago (49,563)	10
11/27	W	13	at Green Bay (52,267)	6
12/4	W	28	San Francisco (40,745)	27
12/11	L	13	at Oakland (52,771)	35
12/17	W	30	at Detroit (78,572) Sat. night	21

231**NFC Divisional Playoffs**

(L.A. Coliseum, Los Angeles, CA)

12/26	W	14	L.A. Rams (62,538)	7
-------	---	----	--------------------	---

NFC Championship Game

1/1/78	L	6	Dallas (61,968)	23
--------	---	---	-----------------	----

1978**Head Coach: Bud Grant****Preseason (2-2)**

8/5	W	20	Washington (46,212)	13
8/12	L	13	at Kansas City (41,092)	17
8/18	L	22	at Miami (46,316)	30
8/26	W	30	Buffalo (45,062)	27


Regular Season (8-7-1)**Finish: NFC Central Champions**

9/3	L	24	at New Orleans (54,187)	31
9/11	W	12	Denver (46,508) (OT) Mon. night	9
9/17	L	10	Tampa Bay (46,152)	16
9/25	W	24	at Chicago (53,561) Mon. night	20
10/1	W	24	at Tampa Bay (65,972)	7
10/8	L	28	at Seattle (62,031)	29
10/15	L	17	L.A. Rams (46,551)	34
10/22	W	21	Green Bay (47,411)	7
10/26	W	21	at Dallas (61,848) Thurs. night	10
11/5	W	17	Detroit (46,008)	7
11/12	W	17	Chicago (43,286)	14
11/19	L	7	San Diego (38,859)	13
11/26	T	10	at Green Bay (51,737) (OT)	10
12/3	W	28	Philadelphia (38,722)	27
12/9	L	14	at Detroit (78,685) Sat. day	45
12/17	L	20	at Oakland (44,643)	27

294**NFC Divisional Playoffs**

(L.A. Coliseum, Los Angeles, CA)

12/31	L	10	L.A. Rams (69,631)	34
-------	---	----	--------------------	----



Tommy Kramer took over as the Vikings starting QB in 1979 and went on to throw 159 career TDs, ranking only behind Fran Tarkenton in team history.



The Vikings played the St. Louis Cardinals in the 1983 preseason at Wembley Stadium.

1979**Head Coach: Bud Grant****Preseason (0-4)**

8/2	L	9	at Seattle (60,881)	12
8/11	L	0	at San Diego (49,037)	19
8/18	L	10	Miami (45,790)	21
8/23	L	0	Kansas City (39,578)	25

Regular Season (7-9)**Finish: 3rd in NFC Central**

9/2	W	28	San Francisco (46,539)	22
9/9	L	7	at Chicago (53,231)	14
9/16	L	12	Miami (46,187)	27
9/23	W	27	Green Bay (45,524) (OT)	21
9/30	W	13	at Detroit (75,295)	10
10/7	L	20	Dallas (47,572)	36
10/15	L	7	at N.Y. Jets (54,479) Mon. night	14
10/21	W	30	Chicago (41,164)	27
10/28	L	10	Tampa Bay (46,906)	12
11/4	L	7	at St. Louis (47,213)	37
11/11	L	7	at Green Bay (Milw.) (52,706)	19
11/18	W	14	Detroit (43,650)	7
11/25	W	23	at Tampa Bay (70,039)	22
12/2	L	21	at L.A. Rams (56,700) (OT)	27
12/9	W	10	Buffalo (42,239)	3
12/16	L	23	at New England (54,710)	27

259**337****1980****Head Coach: Bud Grant****Preseason (3-1)**

8/9	W	21	San Diego (45,179)	17
8/18	L	10	at Kansas City (39,879)	14
8/23	W	17	at Miami (36,116)	10
8/30	W	38	Cleveland (47,262)	16

Regular Season (9-7)**Finish: NFC Central Champions**

9/7	W	24	Atlanta (44,733)	23
9/14	L	7	Philadelphia (46,460)	42
9/21	W	34	at Chicago (59,983)	14
9/28	L	7	at Detroit (80,291)	27
10/5	L	17	Pittsburgh (47,583)	23
10/12	W	13	Chicago (46,751)	7
10/19	L	0	at Cincinnati (44,487)	14
10/26	L	3	at Green Bay (44,361)	16
11/2	W	39	at Washington (52,060)	14
11/9	W	34	Detroit (46,264)	0
11/16	W	38	Tampa Bay (46,032)	30
11/23	L	13	Green Bay (47,234)	25
11/30	W	23	at New Orleans (30,936)	20
12/7	W	21	at Tampa Bay (65,649)	10
12/14	W	28	Cleveland (42,202)	23
12/21	L	16	at Houston (51,064)	20

317**308****NFC Divisional Playoffs**

(Veterans Stadium, Philadelphia, PA)

1/3/81	L	16	Philadelphia (68,434)	31
--------	---	----	-----------------------	----

1981**Head Coach: Bud Grant****Preseason (1-3)**

8/8	L	6	Miami (45,165)	20
8/14	L	13	at Washington (44,662)	27
8/22	W	20	Atlanta (42,908)	19
8/27	L	31	at L.A. Rams (60,141)	34

Regular Season (7-9)**Finish: 4th in NFC Central**

9/5	L	13	at Tampa Bay (66,287) Sat. night	21
9/14	L	10	Oakland (47,186) M	36
9/20	W	26	Detroit (45,340)	24
9/27	W	30	at Green Bay (Mil.) (55,012)	13
10/4	W	24	Chicago (43,827)	21

10/11	W	33	at San Diego (50,708)	31
10/18	W	35	Philadelphia (45,459)	23
10/25	L	17	at St. Louis Cards (48,039)	30
11/2	L	17	at Denver (74,834) Mon. night	19
11/8	W	25	Tampa Bay (47,038)	10
11/15	W	20	New Orleans (45,215)	10
11/23	L	30	at Atlanta (54,086) Mon. night	31
11/29	L	23	Green Bay (46,025)	35
12/6	L	9	at Chicago (50,766)	10
12/12	L	7	at Detroit (79,428) Sat. day	45
12/20	L	6	Kansas City (41,110)	10

325**369****1982****Head Coach: Bud Grant****Preseason (3-2)**

8/7	W	30	Baltimore at Canton (23,379)	14
8/14	L	17	at Atlanta (49,831)	20
8/21	W	7	Seattle (57,880)	3
8/28	L	17	at Denver (73,371)	27
9/3	W	24	New Orleans (59,810)	21

Regular Season (5-4)**Finish: 2nd in NFC Central**

9/12	W	17	Tampa Bay (58,440)	10
9/16	L	22	at Buffalo (77,753) Thurs. night	23
11/21	L	7	at Green Bay (Milw.) (44,681)	26
11/28	W	35	Chicago (54,724)	7
12/5	L	14	at Miami (45,721)	22
12/12	W	13	Baltimore (53,981)	10
12/19	W	34	at Detroit (73,058)	31
12/26	L	14	N.Y. Jets (58,672)	42
1/3/83	W	31	Dallas (60,007) Mon. night	27

187**198****NFC First-Round Playoffs**

(Metrodome, Minneapolis, MN)

1/9/83	W	30	Atlanta (60,560)	24
--------	---	----	------------------	----

NFC Second-Round Playoffs

(RFK Stadium, Washington, DC)

1/15/83	L	7	Washington (54,593)	21
---------	---	---	---------------------	----

1983**Head Coach: Bud Grant****Preseason (3-1)**

8/6	W	28	St. Louis Cards at London (32,847)*	10
8/13	L	7	Baltimore (56,061)	10
8/19	W	19	at Seattle (54,402)	17
8/26	W	34	Denver (59,435)	3

Regular Season (8-8)**Finish: 4th in NFC Central**

9/4	W	27	at Cleveland (70,087)	21
9/8	L	17	San Francisco (58,167) Thurs. night	48
9/18	W	19	at Tampa Bay (47,567) (OT)	16
9/25	W	20	Detroit (58,254)	17
10/2	L	24	Dallas (62,136)	37
10/9	W	23	at Chicago (59,632)	14
10/16	W	34	Houston (58,910)	14
10/23	W	20	at Green Bay (55,236) (OT)	17
10/30	L	31	at St. Louis Cards (38,796)	41
11/6	L	12	Tampa Bay (59,239)	17
11/13	L	21	Green Bay (60,113)	29
11/20	W	17	at Pittsburgh (58,417)	14
11/27	L	16	at New Orleans (59,502)	17
12/5	L	2	at Detroit (79,169) Mon. night	13
12/11	L	13	Chicago (57,880)	19
12/17	W	20	Cincinnati (51,565) Mon. night	14

316**348**

* game played at Wembley Stadium

1984

Head Coach: Les Steckel

Preseason (1-3)

8/4	W	37	Atlanta (51,693)	6
8/11	L	7	Miami (54,003)	29
8/18	L	10	Philadelphia (51,743)	31
8/24	L	0	at St. Louis Cards (35,864)	31

Regular Season (3-13)

Finish: 5th in NFC Central

9/2	L	13	San Diego (57,276)	42
9/9	L	17	at Philadelphia (55,942)	19
9/16	W	27	Atlanta (53,955)	20
9/23	W	29	at Detroit (57,511)	28
9/30	L	12	Seattle (57,171)	20
10/7	L	31	at Tampa Bay (47,405)	35
10/14	L	20	at L.A. Raiders (49,276)	23
10/21	L	14	Detroit (57,953)	16
10/28	L	7	at Chicago (57,517)	16
11/4	W	27	Tampa Bay (54,949)	24
11/11	L	17	at Green Bay (Milw.) (52,931)	45
11/18	L	21	at Denver (74,716)	42
11/25	L	3	Chicago (56,881)	31
11/29	L	17	Washington (55,017) Thurs. night	34
12/8	L	7	at San Francisco (61,384) Sat. day	51
12/16	L	14	Green Bay (51,197)	38

276

484

1985

Head Coach: Bud Grant

Preseason (3-1)

8/10	W	16	at Miami (41,129)	13
8/17	W	41	Pittsburgh (56,887)	34
8/24	L	10	Seattle (56,562)	27
8/30	W	13	at Denver (69,373)	9

Regular Season (7-9)

Finish: 3rd in NFC Central

9/8	W	28	San Francisco (57,375)	21
9/15	W	31	at Tampa Bay (46,188)	16
9/19	L	24	Chicago (61,242) Th	33
9/29	W	27	at Buffalo (45,667)	20
10/6	L	10	at L.A. Rams (61,139)	13
10/13	L	17	at Green Bay (Mil.) (54,674)	20
10/20	W	21	San Diego (61,670)	17
10/27	L	9	at Chicago (63,815)	27
11/3	W	16	Detroit (58,012)	13
11/10	L	17	Green Bay (59,970)	27
11/17	L	21	at Detroit (54,647)	41
11/24	L	23	New Orleans (54,117)	30
12/1	W	28	at Philadelphia (54,688)	23
12/8	W	26	Tampa Bay (51,593)	7
12/15	L	13	at Atlanta (14,167)	14
12/22	L	35	Philadelphia (49,722)	37

346

359

1986

Head Coach: Jerry Burns

Preseason (3-1)

8/9	W	30	Miami (52,865)	16
8/16	W	29	Denver (53,193)	27
8/22	L	17	at Seattle (57,730)	27
8/30	W	23	at Indianapolis (57,969)	20

Regular Season (9-7)

Finish: 2nd in NFC Central

9/7	L	10	Detroit (54,851)	13
9/14	W	23	at Tampa Bay (34,579)	10
9/21	W	31	Pittsburgh (56,795)	7
9/28	W	42	Green Bay (60,478)	7
10/5	L	0	at Chicago (63,921)	23
10/12	W	27	at San Francisco (58,637) (OT)	24
10/19	W	23	Chicago (62,851)	7
10/26	L	20	Cleveland (59,133)	23
11/2	L	38	at Washington (51,928) (OT)	44

11/9	W	24	at Detroit (53,725)	10
11/16	L	20	N.Y. Giants (62,003)	22
11/23	L	20	at Cincinnati (53,003)	13
11/30	W	45	Tampa Bay (56,235)	24
12/7	W	32	at Green Bay (47,637)	6
12/14	L	10	at Houston (32,738)	23
12/21	W	33	New Orleans (51,209)	17

398

273

1987

Head Coach: Jerry Burns

Preseason (2-2)

8/15	L	17	at New Orleans (52,884)	23
8/22	W	37	Indianapolis (49,304)	13
8/29	L	27	New England (49,339)	38
9/3	W	27	at Denver (74,081)	17

Regular Season (8-7)

Finish: 2nd in NFC Central

9/13	W	34	Detroit (57,061)	19
9/20	W	21	at L.A. Rams (63,367)	16
10/4	L	16	Green Bay (13,911)	23
10/11	L	7	at Chicago (32,113)	27
10/18	L	10	at Tampa Bay (20,850)	20
10/26	W	34	Denver (51,011) M	28
11/1	L	17	at Seattle (61,134)	27
11/8	W	31	L.A. Raiders (57,150)	17
11/15	W	23	Tampa Bay (48,605)	20
11/22	W	24	Atlanta (53,866)	13
11/26	W	44	at Dallas (54,229) (OT) Thanks.	38
12/6	L	24	Chicago (62,331) Su	30
12/13	L	10	at Green Bay (Milw.) (47,059)	16
12/20	W	17	at Detroit (27,693)	14
12/26	L	24	Washington (59,160) (OT) Sat. day	27

336

335

NFC First-Round Playoffs

1/3/88	W	44	New Orleans (68,127)	10
--------	---	----	----------------------	----

NFC Divisional Playoffs

1/9/88	W	36	San Francisco (62,547)	24
--------	---	----	------------------------	----

NFC Championship Game

1/17/88	L	10	Washington (55,212)	17
---------	---	----	---------------------	----

1988

Head Coach: Jerry Burns

Preseason (3-1)

8/7	L	20	New Orleans (47,624)	23
8/14	W	28	Chicago at Göteborg, Sweden (33,115)	21
8/21	W	19	at Phoenix Cards (45,429) (OT)	16
8/26	W	24	Miami (51,463)	17

Regular Season (11-5)

Finish: 2nd in NFC Central

9/4	L	10	at Buffalo (76,783)	13
9/11	W	36	New England (55,545)	6
9/18	W	31	at Chicago (63,990)	10
9/25	W	23	Philadelphia (56,012)	21
10/2	L	7	at Miami (59,867)	24
10/9	W	14	Tampa Bay (55,374)	13
10/16	L	14	Green Bay (59,053)	34
10/23	W	49	at Tampa Bay (48,020)	20
10/30	W	21	at San Francisco (60,738)	24
11/6	W	44	Detroit (55,573)	17
11/13	W	43	at Dallas (57,830) Sun. night	3
11/20	W	12	Indianapolis Colts (58,342)	3
11/24	W	23	at Detroit (46,379) Thanksgiving	0
12/4	W	45	New Orleans (61,215)	3
12/11	L	6	at Green Bay (48,892)	18
12/19	W	28	Chicago (62,067) Mon. night	27

406

233

NFC First-Round Playoffs

12/26	W	28	L.A. Rams (57,666)	17
-------	---	----	--------------------	----

NFC Divisional Playoffs

1/1/89	L	9	San Francisco (61,848)	34
--------	---	---	------------------------	----

1989

Head Coach: Jerry Burns

Preseason (3-1)

8/12	W	23	Kansas City at Memphis (63,528)	13
8/21	W	24	Washington (50,213)	13
8/26	L	14	at L.A. Rams (45,087)	24
9/1	W	17	Cincinnati (49,867)	10

Regular Season (10-6)

Finish: NFC Central Champions

9/10	W	38	Houston (54,015)	7
9/17	L	7	at Chicago (66,475)	38
9/24	L	14	at Pittsburgh (50,744)	27
10/1	W	17	Tampa Bay (54,817)	3
10/8	W	24	Detroit (55,380)	13
10/15	W	26	Green Bay (62,075)	14
10/22	W	20	at Detroit (51,579)	7
10/30	L	14	at N.Y. Giants (76,041) Mon. night	24
11/5	W	23	L.A. Rams (59,600) (OT)	21
11/12	W	24	at Tampa Bay (56,271)	10
11/19	L	9	at Philadelphia (65,944)	10
11/26	L	19	at Green Bay (Milw.) (55,592)	20
12/3	W	27	Chicago (60,664) Sun. night	16
12/10	W	43	Atlanta (58,116)	17
12/17	L	17	at Cleveland (70,777) (OT)	23
12/25	W	29	Cincinnati (58,829) Mon. night	21

351

275

NFC Divisional Playoffs

1/6/90	L	13	San Francisco (64,585)	41
--------	---	----	------------------------	----

1990

Head Coach: Jerry Burns

Preseason (3-1)

8/11	L	13	New Orleans (48,154)	13
8/19	W	20	at Cleveland (60,989)	20
8/26	W	22	Houston (46,191)	21
8/31	W	20	at Miami (44,689)	17

Regular Season (6-10)

Finish: 5th in NFC Central

9/9	L	21	at Kansas City (68,363)	24
9/16	W	32	New Orleans (56,272)	3
9/23	L	16	at Chicago (65,420)	19
9/30	L	20	Tampa Bay (54,462) (OT)	23
10/7	L	27	Detroit (57,586)	34
10/15	L	24	at Philadelphia (66,296) Mon. night	32
10/21	BYE WEEK			
10/28	L	10	at Green Bay (Milw.) (55,125)	24
11/4	W	27	Denver (57,331) Sun. night	22
11/11	W	17	at Detroit (68,264)	7
11/18	W	24	at Seattle (59,735)	21
11/25	W	41	Chicago (58,866)	13
12/2	W	23	Green Bay (62,058) Sun. night	7
12/9	L	15	at N.Y. Giants (76,121)	23
12/16	L	13	at Tampa Bay (47,272)	26
12/22	L	24	L.A. Raiders (53,899) Sat. day	28
12/30	L	17	San Francisco (51,590)	20

351

326

1991

Head Coach: Jerry Burns

Preseason (2-2)

8/3	L	21	at New Orleans (58,953)	24
8/10	W	24	Pittsburgh (44,959)	24
8/17	L	24	at Cincinnati (56,358) (OT)	27
8/23	W	31	Cleveland (45,925)	7

Regular Season (8-8)

Finish: 3rd in NFC Central

9/1	L	6	at Chicago (64,112)	10
9/8	W	20	at Atlanta (50,936)	19
9/15	W	17	San Francisco (59,148)	14
9/22	L	0	at New Orleans (68,591)	26
9/29	L	6	Denver (55,031) Sun. night	13
10/6	L	20	at Detroit (63,423)	24
10/13	W	34	Phoenix Cards (51,209)	7
10/20	L	23	at New England (45,367) (OT)	26
10/27	W	28	at Phoenix Cards (45,447)	0
11/3	W	28	Tampa Bay (35,737)	13
11/11	L	17	Chicago (59,001) Mon. night	34
11/17	W	35	at Green Bay (57,614)	21
11/24	L	14	Detroit (51,644)	34
12/1	BYE WEEK			
12/8	W	26	at Tampa Bay (41,091) Sun. night	24
12/15	W	20	L.A. Rams (61,518)	14
12/21	L	7	Green Bay (52,860) Sat. day	27

301

306



The Vikings sent 6 players to the Pro Bowl from the 1987 team, (L-R) Joey Browner, Scott Studwell, Chris Doleman, Steve Jordan, Anthony Carter and Gary Zimmerman

1992

Head Coach: Dennis Green				
Preseason (4-0)				
8/8	W	24	Buffalo (36,603)	3
8/15	W	30	Kansas City (38,132)	0
8/24	W	56	at Cleveland (55,775)	3
8/29	W	30	at Washington (55,855)	0

Regular Season (11-5)				
Finish: NFC Central Champions				
9/6	W	23	at Green Bay (58,617) (OT)	20
9/13	L	17	at Detroit (57,519)	31
9/20	W	26	Tampa Bay (48,113)	20
9/27	W	42	at Cincinnati (53,847)	7
10/4	W	21	Chicago (60,992)	20
10/11 BYE WEEK				
10/15	W	31	Detroit (52,816) Thurs. night	14
10/25	L	13	Washington (59,098)	15
11/2	W	38	at Chicago (61,257) Mon. night	10
11/8	W	35	at Tampa Bay (49,095)	7
11/15	L	13	Houston (56,726)	10
11/22	W	17	Cleveland (53,323)	13
11/29	W	31	at L.A. Rams (54,831)	17
12/6	L	17	at Philadelphia (65,280)	28
12/13	L	17	at San Francisco (60,685)	20
12/20	W	6	at Pittsburgh (53,613)	3
12/27	W	27	Green Bay (61,461)	7
374				249

NFC First-Round Playoffs				
(Metrodome, Minneapolis, MN)				
1/2/93	L	7	Washington (57,353)	24

1993

Head Coach: Dennis Green				
Preseason (4-1)				
8/1	W	13	at Dallas (60,110)	7
8/7	W	20	Buffalo at Berlin, Germany (67,132)	6
8/14	W	23	Seattle (42,240)	10
8/21	L	20	at Kansas City (73,080)	27
8/26	W	30	Pittsburgh (41,512)	13

Regular Season (9-7)						
Finish: 2nd in NFC Central						
9/5	L	7	at L.A. Raiders (44,120)	24		
9/12	W	10	Chicago (57,921)	7		
9/19	BYE WEEK					
9/26	W	15	Green Bay (61,746)	13		
10/3	L	19	at San Francisco (63,071)	38		
10/10	W	15	Tampa Bay (54,215)	0		
10/17	BYE WEEK					
10/25	W	19	at Chicago (64,677) Mon. night	12		
10/31	L	27	Detroit (53,428) Sun. night	30		
11/7	L	17	San Diego (55,527)	30		
11/14	W	26	at Denver (67,329)	23		
11/21	L	10	at Tampa Bay (40,848) Sun. night	23		
11/28	L	14	New Orleans (53,030)	17		
12/5	W	13	at Detroit (63,216)	0		
12/12	L	20	Dallas (63,321)	37		
12/19	W	21	at Green Bay (Milw.) (54,773)	17		
12/26	W	30	Kansas City (59,236) Sun. night	10		
12/31	W	14	at Washington (42,836) Fri. day	9		
277				290		

NFC First-Round Playoffs				
(Giants Stadium, East Rutherford, NJ)				
1/9/94	L	10	N.Y. Giants (75,089)	17

1994

Head Coach: Dennis Green				
Preseason (3-2)				
7/31	L	9	at Dallas (59,062)	17
8/7	W	17	Kansas City at Tokyo, Japan (49,555)	9
8/13	W	21	New Orleans (46,067)	17
8/20	L	19	at Seattle (45,497)	30
8/26	W	31	Miami (46,933)	16

Regular Season (10-6)						
Finish: NFC Central Champions						
9/4	L	10	at Green Bay (59,487)		16	
9/11	W	10	Detroit (57,349)		3	
9/18	W	42	at Chicago (61,073)		14	
9/25	W	38	Miami (64,035)		35	
10/2	L	7	at Arizona Cards (67,950)		17	
10/10	W	27	at N.Y. Giants (77,294) M		10	
10/16	BYE WEEK					
10/20	W	13	Green Bay (63,041) (OT) Th		10	
10/20	W	36	at Tampa Bay (42,110)		13	
11/6	W	21	New Orleans (57,564)		20	
11/13	L	20	at New England (58,382) (OT)		26	
11/20	L	21	N.Y. Jets (60,687)		31	
11/27	L	17	Tampa Bay (47,259) (OT)		20	
12/1	W	33	Chicago (61,483) (OT) Th		27	
12/11	W	21	at Buffalo (66,501)		17	
12/17	L	19	at Detroit (73,881) Sa		41	
12/26	W	21	San Francisco (63,326) M		14	
356					314	

NFC First-Round Playoffs				
(Metrodome, Minneapolis, MN)				
1/1/95	L	18	Chicago (60,347)	35

1995

1955

Head Coach: Dennis Green

Preseason (2-2)

8/7	W	23	at San Diego (47,934)	19
8/12	L	14	at New England (56,241)	21
8/18	W	20	Oakland (45,306)	17
8/26	L	13	Kansas City (39,349)	17

Regular Season (8-8)					
Finish: 4th in NFC Central					
9/3	L	14	at Chicago (63,036)	31	
9/10	W	20	Detroit (52,234)	10	
9/17	L	17	Dallas (60,088) (OT) Su	23	
9/24	W	44	at Pittsburgh (57,853)	24	
BYE WEEK					
10/8	W	23	Houston (56,430) (OT)	17	
10/15	L	17	at Tampa Bay (55,703) (OT)	20	
10/22	L	21	at Green Bay (60,332)	38	
10/30	L	6	Chicago (61,238) M	14	
11/5	W	27	Green Bay (62,839)	24	
11/12	W	30	at Arizona Cards (51,342) (OT)	24	
11/19	W	43	New Orleans (58,108)	24	
11/23	L	38	at Detroit (74,559) TD	44	
12/3	W	31	Tampa Bay (52,879)	17	
12/9	W	27	Cleveland (47,984) Sa	11	
12/18	L	30	at San Francisco (64,975) M	37	
12/24	L	24	at Cincinnati (34,568)	27	
412				385	

1996

Head Coach: Dennis Green				
Preseason (1-3)				
8/3	W	23	San Diego (34,367) (OT)	20
8/8	L	12	Buffalo (36,297)	35
8/19	L	17	at Miami (55,598)	24
8/23	L	13	at New Orleans (35,728)	16

Regular Season (9-7)				
Finish: Second in NFC Central				
9/1	W	17	Detroit (52,972)	13
9/8	W	23	at Atlanta (42,688)	17
9/15	W	20	at Chicago (61,301)	14
9/22	W	30	Green Bay (64,168)	21
9/29	L	10	at N.Y. Giants (70,970)	15
10/6	W	14	Carolina (60,894)	12
10/13	L	13	at Tampa Bay (32,175)	24
10/20	BYE WEEK			
10/28	L	13	Chicago (60,774) M	15
11/3	L	6	Kansas City (59,552)	21
11/10	L	23	at Seattle (50,794)	42
11/17	W	16	at Oakland (41,183) (OT) Sun. night	13
11/24	L	17	Denver (59,142)	21
12/1	W	41	Arizona (45,767)	17
12/8	W	24	at Detroit (46,043) Sun. night	22
12/15	W	21	Tampa Bay (49,302)	10
12/22	L	10	at Green Bay (59,306)	38
298				315

NFC First-Round Playoffs				
(Texas Stadium, Irving, TX)				
12/28	L	15	Dallas (64,682)	40

1997

Head Coach: Dennis Green				
Preseason (3-2)				
7/26	W	28	Seattle at Canton (23,846)	26
8/2	W	26	St. Louis Rams (36,971)	6
8/8	L	3	at Buffalo (32,559)	19
8/16	L	13	at Cincinnati (44,316)	37
8/22	W	28	San Diego (44,300)	22

Regular Season (9-7)						
Finish: 4th in NFC Central						
8/31	W	34	at Buffalo (79,139)		13	
9/7	W	27	at Chicago (59,263)		24	
9/14	L	14	Tampa Bay (63,697)		28	
9/21	L	32	at Green Bay (60,115)		38	
9/28	W	28	Philadelphia (55,149) Sun. night		19	
10/5	W	20	at Arizona (45,550)		19	
10/12	W	21	Carolina (62,625)		14	
10/19	BYE WEEK					
10/26	W	10	at Tampa Bay (66,815)		6	
11/2	W	23	New England (62,917)		18	
11/9	W	29	Chicago (63,443)		22	
11/16	L	15	at Detroit (68,910)		38	
11/23	L	21	at N.Y. Jets (77,716)		23	
12/1	L	11	Green Bay (64,001) Mon. night		27	
12/7	L	17	at San Francisco (55,761)		28	
12/14	L	13	Detroit (60,982)		14	
12/21	W	39	Indianapolis (54,107)		28	
354					359	

NFC First-Round Playoffs				
(Giants Stadium, East Rutherford, NJ)				
12/27	W	23	N.Y. Giants (77,710)	22
NFC Divisional Playoffs				
(3COM Park, San Francisco, CA)				
1/3/98	L	22	San Francisco (65,018)	38

NFC Divisional Playoffs

<hr/>			
Head Coach: Dennis Green			

1998

8/15	W	34	Kansas City (60,995)	0
8/22	W	25	at Carolina (64,569) (OT)	22
8/28	W	42	San Diego (62,127)	28
Regular Season (15-1)				
Finish: NFC Central Champions				
9/6	W	31	Tampa Bay (62,538)	7
9/13	W	38	at St. Louis Rams (56,234)	31

Regular Season (15-1)				
Finish: NFC Central Champions				
9/6	W	31	Tampa Bay (62,538)	7
9/13	W	38	at St. Louis Rams (56,234)	31
9/20	W	29	Detroit (63,107)	6
9/27	W	31	at Chicago (57,783)	28
10/5	W	37	at Green Bay (59,849) Mon. night	24
10/11	BYE WEEK			
10/18	W	41	Washington (64,004)	7
10/25	W	34	at Detroit (77,885)	13
11/1	L	24	at Tampa Bay (64,979)	27
11/8	W	31	New Orleans (63,779)	24
11/15	W	24	Cincinnati (64,232)	3
11/22	W	28	Green Bay (64,471)	14
11/26	W	46	at Dallas (64,366) Thanksgiving	36
12/6	W	48	Chicago (64,247) Sun. night	22
12/13	W	38	at Baltimore Ravens (69,074)	28
12/20	W	50	Jacksonville (64,363) Sun. night	10
12/26	W	26	at Tennessee (41,121) Sat. day	16
556				296

NFC Divisional Playoffs				
(Metrodome, Minneapolis, MN)				
1/10/99	W	41	Arizona (63,760)	21
NFC Championship Game				
(Metrodome, Minneapolis, MN)				
1/17/99	L	27	Atlanta (64,060) (OT)	30

1999			
Head Coach: Dennis Green			

1999

8/13	L	21	N.Y. Giants (63,434)	36
8/21	W	24	at Cleveland (71,398)	17
8/26	W	17	Philadelphia (63,387)	13
9/3	L	17	at N.Y. Jets (76,782)	38

Regular Season (10-6)					
Finish: 2nd in NFC Central					
9/12	W	17	at Atlanta (69,555)	14	
9/19	L	17	Oakland (64,080)	22	
9/26	L	20	at Green Bay (59,868)	23	
10/3	W	21	Tampa Bay (64,106)	14	
10/10	L	22	Chicago (64,107)	24	
10/17	L	23	at Detroit (76,516)	25	
10/24	W	40	San Francisco (64,109)	16	
10/31	W	23	at Denver (75,021)	20	
11/8	W	27	Dallas (64,111) Mon. night	17	
11/14	W	27	at Chicago (66,944) (OT)	24	
11/21	BYE WEEK				

10/29	L	13	at Tampa Bay (65,589)	41
11/6	L	20	at Green Bay (59,854) (OT) MNF	26
11/12	W	31	Arizona (64,223)	14
11/19	W	31	Carolina (64,208)	17
11/23	W	27	at Dallas (63,878) Thanksgiving	15
11/30	W	24	Detroit (64,214) Thurs. night	17
12/10	L	29	at St. Louis Rams (66,273)	40
12/17	L	28	Green Bay (64,183)	33
12/24	L	10	at Indianapolis Colts (56,672)	31
397				371

NFC Divisional Playoffs

(Metrodome, Minneapolis, MN)

1/6/01 W 34 New Orleans (63,881)

NFC Championship

(Giants Stadium, East Rutherford, NJ)

1/14/01 L 0 NY Giants (79,310)

2001

Head Coach: Dennis Green (first 15 games), Mike Tice (final game)

Preseason (4-0)

8/11	W	28	New Orleans (46,752)	21
at San Antonio, TX				
8/16	W	24	Pittsburgh (63,790)	10
8/24	W	28	Indianapolis (63,804)	21
8/31	W	20	at Miami (60,136)	7

Regular Season (5-11)

Finish: 4th in NFC Central

9/9	L	13	Carolina (64,108)	24
9/23	L	10	at Chicago (66,944)	17
9/30	W	20	Tampa Bay (64,105)	16
10/7	L	15	at New Orleans (70,020)	28
10/14	W	31	Detroit (64,048)	26
10/21	W	35	Green Bay (64,165)	13
10/28	L	14	at Tampa Bay (65,558)	41
BYE WEEK				
11/11	L	17	at Philadelphia (65,638)	48
11/19	W	28	N.Y. Giants (64,283) Mon. night	16
11/25	L	6	Chicago (64,214) Sun. night	13
12/2	L	16	at Pittsburgh (62,661)	21
12/9	W	42	Tennessee (64,271)	24
12/16	L	24	at Detroit (72,190)	27
12/23	L	3	Jacksonville (64,150)	33
12/30	L	13	at Green Bay (59,870)	24
1/7/02	L	3	at Baltimore (69,465) Mon. night	19
290				390

2002

Head Coach: Mike Tice

Preseason (2-2)

8/10	L	15	Cleveland (63,532)	27
8/16	W	24	at Buffalo (46,027)	10
8/23	W	14	Tennessee (63,845)	21
8/29	L	14	at Pittsburgh (57,062)	17

Regular Season (6-10)

Finish: 2nd in NFC North

9/8	L	23	at Chicago (63,226) (Champaign, IL)	27
9/15	L	39	Buffalo (64,047) (OT)	45
9/22	L	14	Carolina (63,945)	21
9/29	L	23	at Seattle (65,212) Sun. night	48
BYE WEEK				
10/13	W	31	Detroit (64,013)	24
10/20	L	7	at N.Y. Jets (78,516)	20



The Vikings upset Green Bay in the 2004 Wild Card Playoffs at Lambeau Field in the 1st playoff meeting of the rival clubs.

10/27	W	25	Chicago (64,122)	7
11/3	L	24	at Tampa Bay (65,667)	38
11/10	L	20	N.Y. Giants (64,005)	27
11/17	W	31	Green Bay (64,153)	21
11/24	L	17	at New England (68,436)	24
12/1	L	24	Atlanta (63,947) (OT)	30
12/8	L	22	at Green Bay (64,070) Sun. night	26
12/15	W	32	at New Orleans (67,851)	31
12/21	W	20	Miami (64,285) Sat. day	17
12/29	W	38	at Detroit (60,233)	36
390				442

2003

Head Coach: Mike Tice

Preseason (1-3)

8/9	L	14	Jacksonville (63,370)	16
8/16	L	16	at Kansas City (75,634)	26
8/22	W	21	at Oakland (37,411)	6
8/28	L	27	Arizona (63,473)	31

Regular Season (9-7)

Finish: 2nd in NFC North

9/7	W	30	at Green Bay (70,505)	25
9/14	W	24	Chicago (64,144) Sun. night	13
9/21	W	23	at Detroit (60,865)	13
9/28	W	35	San Francisco (64,111)	7
10/5	W	39	at Atlanta (70,427)	26
BYE WEEK				
10/19	W	28	Denver (64,381)	20
10/26	L	17	N.Y. Giants (64,114)	29
11/2	L	27	Green Bay (64,482) Sun. night	30
11/9	L	28	at San Diego (64,738)	42
11/16	L	18	at Oakland (56,653)	28
11/23	W	24	Detroit (63,946)	24
11/30	L	17	at St. Louis (66,134)	48
12/7	W	34	Seattle (63,968)	7
12/14	L	10	at Chicago (61,804)	13
12/20	W	45	Kansas City (64,291) Sat. day	20
12/28	L	17	at Arizona (52,734)	18
416				353

2004

Head Coach: Mike Tice

Preseason (2-2)

8/14	W	23	Arizona (63,658)	6
8/20	L	24	at Atlanta (70,623)	27
8/27	W	23	San Francisco (63,960)	10
9/2	L	21	at Seattle (50,198)	23

Regular Season (8-8)

Finish: 2nd in NFC North

9/12	W	35	Dallas (64,105)	17
9/20	L	16	at Philadelphia (67,676) Mon. night	27
9/26	W	27	Chicago (64,163)	22
BYE WEEK				
10/10	W	34	at Houston (70,718) (OT)	28
10/17	W	38	at New Orleans (64,900) Sun. night	31
10/24	W	20	Tennessee (64,108)	3
10/31	L	13	N.Y. Giants (64,012)	34
11/8	L	28	at Indianapolis (57,307) Mon. night	31
11/14	L	31	at Green Bay (70,671)	19
11/21	W	22	Detroit (64,156)	16
11/28	W	27	Jacksonville (64,004)	19
12/5	L	14	at Chicago (62,051)	24
12/12	L	23	Seattle (64,110)	27
12/19	W	28	at Detroit (62,337)	37
12/24	L	31	Green Bay (64,311) Fri. day	24
1/2	L	18	at Washington (76,876)	21
405				395

NFC First-Round Playoffs

(Lambeau Field, Green Bay, WI)

1/9/05 W 31 Green Bay (71,705)

NFC Divisional Playoffs

(Lincoln Financial Field, Philadelphia, PA)

1/16/05 L 14 Philadelphia (67,722)

2005

Head Coach: Mike Tice

Preseason (3-1)

8/12	W	27	Kansas City (63,621)	16
8/19	L	21	at N.Y. Jets (76,441)	28
8/26	W	19	San Diego (64,172)	16
9/2	W	23	at Seattle (63,746)	21

Regular Season (9-7)

Finish: 2nd in NFC North

9/11	L	13	Tampa Bay (63,939)	24
9/18	L	8	at Cincinnati (65,763)	37
9/25	W	33	New Orleans (63,952)	16
10/2	L	10	at Atlanta (69,552)	30
BYE WEEK				
10/16	L	3	at Chicago (62,143)	28
10/23	W	23	Green Bay (64,278)	20

10/30	L	13	at Carolina (73,502)	38
11/6	W	27	Detroit (63,813)	14
11/13	W	24	at N.Y. Giants (78,637)	21
11/21	W	20	at Green Bay (70,610) Mon. night	17
11/27	W	24	Cleveland (63,814)	12
12/4	W	21	at Detroit (61,375)	16
12/11	W	27	St. Louis (64,005)	13
12/18	L	3	Pittsburgh (64,136)	18
12/25	L	23	at Baltimore (70,246) Sun. night	30
1/1/06	W	34	Chicago (64,023)	10
306				344

2006

Head Coach: Brad Childress

Preseason (2-1-1)

8/14	L	13	Oakland (63,278)	16
8/19	W	17	at Pittsburgh (57,813)	10
8/25	W	30	Baltimore (63,257)	7
8/31	T	10	at Dallas (60,299)	10

Regular Season (6-10)

Finish: 3rd in NFC North

9/11	W	29	at Washington (90,608) Mon. night	16
9/17	W	16	Carolina (63,623) (OT)	13
9/24	L	16	Chicago (63,754)	19
10/1	L	12	at Buffalo (71,972)	17
10/8	W	26	Detroit (63,906)	13
BYE WEEK				
10/22	W	31	at Seattle (63,118)	13
10/30	L	7	New England (63,819) Mon. night	31
11/5	L	3	at San Francisco (68,088)	9
11/12	L	17	Green Bay (63,924)	23
11/19	L	20	at Miami (73,070)	24
11/26	W	31	Arizona (63,483)	26
12/3	L	13	at Chicago (62,221)	23
12/10	W	30	at Detroit (60,861)	20
12/17	L	13	N.Y. Jets (63,677)	26
12/21	L	7	at Green Bay (70,864) Thurs. night	9
12/31	L	21	St. Louis (63,557)	41
282				327

2007

Head Coach: Brad Childress

Preseason (2-2)

8/10	L	10	St. Louis (62,666)	13
8/17	W	37	at N.Y. Jets (75,851)	20
8/25	L	13	at Seattle (66,723)	30
8/30	W	23	Dallas (62,938)	14

Regular Season (8-8)

Finish: 2nd in NFC North

9/9	W	24	Atlanta (62,815)	3
9/16	L	17	at Detroit (61,771) (OT)	20
9/23	L	10	at Kansas City (78,038)	13
9/30	L	16	Green Bay (63,779)	23
BYE WEEK				
10/14	W	34	at Chicago (62,174)	31
10/21	L	14	at Dallas (63,432)	24
10/28	L	16	Philadelphia (63,019)	23
11/4	W	35	San Diego (63,043)	17
11/11	L	0	at Green Bay (70,945)	34
11/18	W	29	Oakland (62,960)	22
11/25	W	41	at N.Y. Giants (78,591)	17
12/2	W	42	Detroit (62,996)	10
12/9	W	27	at San Francisco (68,050)	7
12/17	W	20	Chicago (63,800) Mon. night	13
12/23	L	21	Washington (63,634) Sun. night	32
12/30	L	19	at Denver (76,084) (OT)	22
365				31

2008

Head Coach: Brad Childress

Preseason (1-3)

8/9	L	17	Seattle (62,545)	34
8/16	W	23	at Baltimore (70,585)	15
8/23	L	10	Pittsburgh (62,625)	12
8/28	L	10	at Dallas (60,246)	16

Regular Season (10-6)

Finish: NFC North Champions

9/8	L	19	at Green Bay (71,004) Mon. night	24
9/14	L	15	Indianapolis (63,585)	18
9/21	W	20	Carolina (62,628)	10
9/28	L	17	at Tennessee (63,143)	30
10/6	W	30	at New Orleans (70,015) MNF	27
10/12	W	12	Detroit (62,867)	10
10/19	L	41	at Chicago (62,235)	48
10/26	BYE WEEK			
11/2	W	28	Houston (62,839)	21
11/9	W	28	Green Bay (63,845)	27
11/16	L	13	at Tampa Bay (65,278)	19
11/23	W	30	at Jacksonville (65,064)	12
11/30	W	34	Chicago (63,722) Sun. night	14
12/7	W	20	at Detroit (50,444)	16

12/14	W	35	at Arizona (64,457)	14
12/21	L	17	Atlanta (62,889)	24
12/28	W	20	N.Y. Giants (63,761)	19

379

NFC First-Round Playoffs

(Metrodome, Minneapolis, MN)		
1/4/09 L	14 Philadelphia (61,746)	26

2009

Head Coach: Brad Childress

Preseason (3-1)

8/14	W	13	at Indianapolis (65,484)	3
8/21	W	17	Kansas City (62,782)	24
8/31	W	17	at Houston (70,191)	10
9/4	L	31	Dallas (62,334)	35

Regular Season (12-4)

Finish: NFC North Champions

9/13	W	34	at Cleveland (70,560)	20
9/20	W	27	at Detroit (56,269)	13
9/27	W	27	San Francisco (63,398)	24
10/5	W	30	Green Bay (63,846) Mon. night	23
10/11	W	38	at St. Louis (60,166)	10
10/18	W	33	Baltimore (63,689)	31
10/25	L	17	at Pittsburgh (65,597)	27
11/1	W	38	at Green Bay (71,213)	26
11/8	BYE WEEK			
11/15	W	27	Detroit (63,854)	10
11/22	W	35	Seattle (63,854)	9
11/29	W	36	Chicago (63,854)	4
12/6	L	17	at Arizona (64,121) Sun. night	30
12/13	W	30	Cincinnati (63,854)	24
12/20	L	7	at Carolina (73,515) Sun. night	26
12/28	L	30	at Chicago (62,479) (OT) MNF	36
1/3/10	W	44	N.Y. Giants (63,854)	7

470

NFC Divisional Playoffs

(Metrodome, Minneapolis, MN)	
1/17/10 W 34 Dallas (63,547)	3

NFC Championship

(Superdome, New Orleans, LA)			
1/24/10 L	28	New Orleans (71,276) (OT)	31

2010

Head Coach: Brad Childress (first 10 games), Leslie Frazier (final 6 games)

Preseason (3-1)

8/14	W	28	at St. Louis (40,801)	7
8/22	L	10	at San Francisco (69,732)	15
8/28	W	24	Seattle (63,550)	13
9/2	W	31	Denver (63,328)	24

Regular Season (6-10)

Finish: 4th in NFC North

9/9	L	9	at New Orleans (70,051) Thu. night	14
9/19	L	10	Miami (63,846)	14
9/26	W	24	Detroit (63,377)	10
10/3	BYE WEEK			
10/11	L	20	at N.Y. Jets (77,909) Mon. night	29
10/17	W	24	Dallas (64,120)	21
10/24	L	24	at Green Bay (71,107) Sun. night	28
10/31	L	18	at New England (68,756)	28
11/7	W	27	Arizona (64,120) (OT)	24
11/14	L	13	at Chicago (62,206)	27
11/21	L	3	Green Bay (64,120)	31
11/28	W	17	at Washington (83,602)	13
12/5	W	38	Buffalo (64,012)	14
12/13	L	3	N.Y. Giants (45,910) # Mon. night	21
12/20	L	14	Chicago (45,504)* M	40
12/28	W	24	at Philadelphia (63,144)* Tue. night	14
1/2/11	L	13	at Detroit (57,013)	20

281

Played at Ford Field, Detroit, moved due to weather-related Metrodome collapse

* Played at TCF Bank Stadium, Univ. of MN

* Delayed from 12/26 by blizzard in Philadelphia

2011

Head Coach: Leslie Frazier

Preseason (2-2)

8/13	L	3	at Tennessee (69,143)	14
8/20	W	20	at Seattle (65,599)	7
8/27	L	17	Dallas (62,800)	23
9/1	W	28	Houston (62,148)	0

Regular Season (3-13)

Finish: 4th in NFC North

9/11	L	17	at San Diego (66,716)	24
9/18	L	20	Tampa Bay (62,461)	24
9/25	L	23	Detroit (62,466)	26
10/2	L	17	at Kansas City (72,931)	22
10/9	W	34	Arizona (62,479)	10
10/16	L	10	at Chicago (62,322) Sun. night	39
10/23	L	27	Green Bay (63,946)	33



The Vikings defense was led by Kevin Williams and Pat Williams when the team won the NFC North in 2008 and 2009.

10/30	W	24	at Carolina (72, 095)	21
11/6	BYE WEEK			
11/14	L	7	at Green Bay (70, 519) Mon. night	45
11/20	L	21	Oakland (62, 748)	27
11/27	L	14	at Atlanta (68, 115)	24
12/4	L	32	Denver (62, 939)	35
12/11	L	28	at Detroit (63, 988)	34
12/18	L	20	New Orleans (62,623)	42
12/24	W	33	at Washington (63,370) Sat. day	26
1/1/12	L	13	Chicago (62,867)	17
340				449

340

449

2012

Head Coach: Leslie Frazier

Preseason (1-3)

8/10	L	6	at San Francisco (69,732)	17
8/17	W	36	Buffalo (56,430)	14
8/24	L	10	San Diego (56,521)	12
8/30	L	24	at Houston (71,116)	28

Regular Season (10-6)

Finish: 2nd in NFC North

9/9	W	26	Jacksonville (56,607) (OT)	23
9/16	L	20	at Indianapolis (63,912)	23
9/23	W	24	San Francisco (57,288)	13
9/30	W	20	at Detroit (63,616)	13
10/7	W	30	Tennessee (57,652)	7
10/14	L	26	at Washington (78,476)	38
10/21	W	21	Arizona (61,068)	14
10/25	L	17	Tampa Bay (60,860) Thurs. night	36
11/4	L	20	at Seattle (67,584)	34
11/11	W	34	Detroit (64,059)	20
11/18	BYE WEEK			
11/25	L	10	at Chicago (62,306)	28
12/2	L	14	at Green Bay (70,567)	28
12/9	W	21	Chicago (64,134)	14
12/16	W	36	at St. Louis (55,751)	22
12/23	W	23	at Houston (71,688)	6
12/30	W	37	Green Bay (64,134)	34

379

348

NFC First-Round Playoffs

(Lambeau Field, Green Bay, WI)			
1/5/13 L	10	at Green Bay (71,548)	24

2013

Head Coach: Leslie Frazier

Preseason (1-3)

8/9	L	13	Houston (62,306)	27
8/16	L	16	at Buffalo (60,164)	20
8/25	L	14	at San Francisco (69,732)	34
8/29	W	24	Tennessee (62,603)	23

Regular Season (5-10-1)

Finish: 4th in NFC North

9/8	L	24	at Detroit (62,461)	31
9/15	L	30	at Chicago (62,181)	34
9/22	L	27	Cleveland (63,672)	31
9/29	W	34	Pittsburgh at London * (83,518)	27
10/6	BYE WEEK			
10/13	L	10	Carolina (63,963)	35
10/21	L	7	at N.Y. Giants (79,314) Mon. night	23
10/27	L	31	Green Bay (64,134) Sun. night	44
11/3	L	23	at Dallas (85,360)	27
11/7	W	34	Washington (64,011) Thurs. night	27
11/17	L	20	at Seattle (68,235)	41
11/24	T	26	at Green Bay (77,871) (OT)	26

12/1	W	23	Chicago (64,134) (OT)	20
12/8	L	26	at Baltimore (70,921)	20
12/15	W	48	Philadelphia (64,087)	30
12/22	L	14	at Cincinnati (61,555)	42
12/29	W	14	Detroit (64,134)	13

391

* Played at Wembley Stadium, London

480

2014

Head Coach: Mike Zimmer

Preseason (4-0)

8/8	W	10	Oakland (51,752)	6
8/16	W	38	Arizona (51,763)	28
8/23	W	30	at Kansas City (73,442)	12
8/28	W	19	at Tennessee (69,143)	3

Regular Season (7-9)

Finish: 3rd in NFC North

9/7	W	34	at St. Louis (55,919)	6
9/14	L	7	New England (52,350)	30
9/21	L	9	at New Orleans (73,005)	20
9/28	W	41	Atlanta (52,173)	28
10/2	L	10	at Green Bay (78,054) Thurs. night	42
10/12	L	3	Detroit (52,213)	17
10/19	L	16	at Buffalo (68,477)	17
10/26	W	19	at Tampa Bay (56,577) (OT)	13
11/2	W	29	Washington (64,011)	26
11/9	BYE WEEK			
11/16	L	13	at Chicago (61,792)	21
11/23	L	21	Green Bay (52,386)	24
11/30	W	31	Carolina (52,016)	13
12/7	W	30	New York Jets (52,152) (OT)	24
12/14	L	14	at Detroit (62,490)	16
12/21	L	35	at Miami (66,203)	37
12/28	W	13	Chicago (52,364)	9

325

343

2015

Head Coach: Mike Zimmer

Preseason (4-1)

8/9	W	14	Pittsburgh at Canton (23,379)	3
8/15	W	26	Tampa Bay (50,610)	16
8/22	W	20	Oakland (50,656)	12
8/29	W	28	at Dallas (86,082)	14
9/3	L	17	at Tennessee (61,294)	24

Regular Season (11-5)

Finish: 1st in NFC North

9/14	L	20	at San Francisco (70,499) Mon. night	3
9/20	W	26	Detroit (52,319)	16
9/27	W	31	San Diego (52,400)	14
10/4	L	20	at Denver (77,029)	23
10/11	BYE WEEK			
10/18	W	16	Kansas City (52,480)	10
10/25	W	28	at Detroit (60,231)	19
11/1	W	23	at Chicago (62,231)	20
11/8	W	21	St. Louis (52,406) (OT)	18
11/15	W	30	at Oakland (54,700)	14
11/22	L	13	Green Bay (52,529)	30
11/29	W	20	at Atlanta (70,610)	10
12/6	L	7	Seattle (52,430)	38
12/10	L	20	at Chicago (64,784) Thurs. night	23
12/20	W	38	Chicago (52,421)	17
12/27	W	49	N.Y. Giants (52,455) Sun. night	17
1/3/16	W	20	at Green Bay (78,412) Sun. night	13

365

302

NFC First-Round Playoffs

(TCF Bank Stadium, Minneapolis, MN)	
1/10/16 L 9 Seattle (52,090)	10



The Vikings won the NFC North in Mike Zimmer's 2nd season in 2015.

2016

Head Coach: Mike Zimmer

Preseason (4-0)

8/12	W	17	at Cincinnati (50,737)	16
8/18	W	18	at Seattle (68,469)	14
8/28	W	23	San Diego (66,143)	10
9/1	W	27	LA Rams (66,262)	25

Regular Season (8-8)

Finish: 3rd in NFC North

9/11	W	25	at Tennessee (63,816)	16
9/18	W	17	Green Bay (66,813) Sun. night	14
9/25	W	22	at Carolina (73, 818)	10
10/3	W	24	N.Y. Giants (66,690) Mon. night	10
10/9	W	31	Houston (66,683)	13
10/16	BYE WEEK			
10/23	L	10	at Philadelphia (69,596)	21
10/31	L	10	at Chicago (60,422) Mon. night	20
11/6	L	16	Detroit (66,807)	22
11/13	L	20	at Washington (78,216)	26
11/20	W	30	Arizona (66, 808)	24
11/24	L	13	at Detroit (63, 793) TD	17
12/1	L	15	Dallas (66, 860) Th	16
12/11	W	25	at Jacksonville (62, 701)	16
12/18	L	6	Indianapolis (66, 820)	34
12/24	L	25	at Green Bay (77, 856) Sat. day	38
1/1/17	W	38	Chicago (66, 808)	10
327				307

2017

Head Coach: Mike Zimmer

Preseason (2-2)

8/10	W	17	at Buffalo	10
8/18	L	13	at Seattle	20
8/27	W	32	San Francisco	31
8/31	L	9	Miami	30

Regular Season (13-3)

Finish: 1st in NFC North

9/11	W	29	New Orleans (66,606) Mon. night	19
9/17	L	9	at Pittsburgh (65,971)	26
9/24	W	34	Tampa Bay (66,390)	17
10/1	L	7	Detroit (66,730)	14
10/9	W	20	at Chicago (61,834) Mon. night	17
10/15	W	23	Green Bay (66,848)	16
10/22	W	24	Baltimore (66,751)	16
10/29	W	33	at Cleveland (London) * (74,237)	16
11/5	BYE WEEK			
11/12	W	38	at Washington (74,476)	30
11/19	W	24	Los Angeles Rams (66,809)	7
11/23	W	30	at Detroit (66,613) Thanksgiving	23
12/3	W	14	at Atlanta (71,185)	31
12/10	L	24	at Carolina (73,728)	31
12/17	W	34	Cincinnati (66,833)	7
12/23	W	16	at Green Bay (78,092) Sat. night	10
12/31	W	23	Chicago (66, 808)	10
382				252

* Played at Twickenham Stadium, London

NFC Divisional Round Playoffs

(U.S. Bank Stadium, Minneapolis, MN)

1/14/18	W	29	New Orleans (66,612)	24
---------	---	----	----------------------	----

NFC Championship Game

1/21/18	L	7	Philadelphia (69,596)	38
---------	---	---	-----------------------	----

2018

Head Coach: Mike Zimmer

Preseason

8/11			at Denver	
8/18			Jacksonville	
8/24			Seattle	
8/30			at Tennessee	

Regular Season

Finish:

9/9			San Francisco	
9/16			at Green Bay	
9/23			Buffalo	
9/27			at L.A. Rams Thurs. night	
10/7			at Philadelphia	
10/14			Arizona	
10/21			at N.Y. Jets	
10/28			New Orleans Sun. night	
11/4			Detroit	
11/11			BYE WEEK	
11/18			at Chicago	
11/25			Green Bay Sun. night	
12/2			at New England	
12/10			at Seattle Mon. night	
12/16			Miami	
12/23			at Detroit	
12/30			Chicago	

YEAR-BY-YEAR CHAMPIONS

NATIONAL FOOTBALL LEAGUE - WESTERN CONFERENCE

WESTERN CONFERENCE: Minnesota, Baltimore, Chicago, Detroit, Green Bay, Los Angeles, San Francisco

	VIKINGS	CONFERENCE CHAMP	NFL CHAMP	SUPER BOWL
1961.....	3-11 (7th Western)	Green Bay	Green Bay	
1962.....	2-11-1 (6th Western)	Green Bay	Green Bay	
1963.....	5-8-1 (T4th Western)	Chicago	Cleveland	
1964.....	8-5-1 (T2nd Western)	Baltimore Colts	Cleveland	
1965.....	7-7 (T5th Western)	Green Bay	Green Bay	
1966.....	4-9-1 (T6th Western)	Green Bay	Green Bay	Green Bay (I)

NATIONAL FOOTBALL LEAGUE - WESTERN CONFERENCE-CENTRAL DIVISION

CENTRAL DIVISION: Minnesota, Chicago, Green Bay, Detroit

	VIKINGS	DIVISION CHAMP	NFL CHAMP	SUPER BOWL
1967.....	3-8-3 (4th Central)	Green Bay	Green Bay	Green Bay (II)
1968.....	6-5 (1st Central)	Minnesota	Indianapolis	NY Jets (III)
1969.....	12-2 (1st Central)	Minnesota	Minnesota	Kansas City (IV)

NATIONAL FOOTBALL LEAGUE - NATIONAL FOOTBALL CONFERENCE-CENTRAL DIVISION

CENTRAL DIVISION: Minnesota, Chicago, Green Bay, Detroit, Tampa Bay (1977-2001)

	VIKINGS	DIVISION CHAMP	NFC CHAMP	SUPER BOWL
1970.....	12-2 (1st Central)	Minnesota	Dallas	Baltimore (V)
1971.....	11-3 (1st Central)	Minnesota	Dallas	Dallas (VI)
1972.....	7-7 (3rd Central)	Green Bay	Washington	Miami (VII)
1973.....	12-2 (1st Central)	Minnesota	Minnesota	Miami (VIII)
1974.....	10-4 (1st Central)	Minnesota	Minnesota	Pittsburgh (IX)
1975.....	12-2 (1st Central)	Minnesota	Dallas	Pittsburgh (X)
1976.....	11-2-1 (1st Central)	Minnesota	Minnesota	Oakland (XI)
1977.....	9-5 (1st Central)	Minnesota	Dallas	Dallas (XII)
1978.....	8-7-1 (1st Central)	Minnesota	Dallas	Pittsburgh (XIII)
1979.....	7-9 (3rd Central)	Tampa Bay	LA Rams	Pittsburgh (XIV)
1980.....	9-7 (1st Central)	Vikings	Philadelphia	Oakland (XV)
1981.....	7-9 (4th Central)	Tampa Bay	San Francisco	San Francisco (XVI)
1982.....	5-4 (2nd Central)	none (strike)	Washington	Washington (XVII)
1983.....	8-8 (4th Central)	Detroit	Washington	Oakland (XVIII)
1984.....	3-13 (5th Central)	Chicago	San Francisco	San Francisco (XIX)
1985.....	7-9 (3rd Central)	Chicago	Chicago	Chicago (XX)
1986.....	9-7 (2nd Central)	Chicago	NY Giants	NY Giants (XXI)
1987.....	8-7 (2nd Central)	Chicago	Washington	Washington (XXII)
1988.....	11-5 (2nd Central)	Chicago	San Francisco	San Francisco (XXIII)
1989.....	10-6 (1st Central)	Minnesota	San Francisco	San Francisco (XXIV)
1990.....	6-10 (5th Central)	Chicago	NY Giants	NY Giants (XXV)
1991.....	8-8 (3rd Central)	Detroit	Washington	Washington (XXVI)
1992.....	11-5 (1st Central)	Minnesota	Dallas	Dallas (XXVII)
1993.....	9-7 (2nd Central)	Detroit	Washington	Washington (XXVIII)
1994.....	10-6 (1st Central)	Minnesota	San Francisco	San Francisco (XXIX)
1995.....	8-8 (4th Central)	Green Bay	Dallas	Dallas (XXX)
1996.....	9-7 (2nd Central)	Green Bay	Green Bay	Green Bay (XXXI)
1997.....	9-7 (4th Central)	Green Bay	Green Bay	Denver (XXXII)
1998.....	15-1 (1st Central)	Minnesota	Atlanta	Denver (XXXIII)
1999.....	10-6 (2nd Central)	Tampa Bay	St. Louis Rams	St. Louis Rams (XXXIV)
2000.....	11-5 (1st Central)	Minnesota	NY Giants	Baltimore (XXXV)
2001.....	5-11 (4th Central)	Chicago	St. Louis Rams	New England (XXXVI)

NATIONAL FOOTBALL LEAGUE - NATIONAL FOOTBALL CONFERENCE- NORTH DIVISION

NORTH DIVISION: Minnesota, Chicago, Detroit, Green Bay

	VIKINGS	DIVISION CHAMP	NFC CHAMP	SUPER BOWL
2002.....	6-10 (2nd North)	Green Bay	Tampa Bay	Tampa Bay (XXXVII)
2003.....	9-7 (2nd North)	Green Bay	Carolina	New England (XXXVIII)
2004.....	8-8 (2nd North)	Green Bay	Philadelphia	New England (XXXIX)
2005.....	9-7 (2nd North)	Chicago	Seattle	Pittsburgh (XL)
2006.....	6-10 (3rd North)	Chicago	Chicago	Indianapolis (XLI)
2007.....	8-8 (2nd North)	Green Bay	NY Giants	NY Giants (XLII)
2008.....	10-6 (1st North)	Minnesota	Arizona	Pittsburgh (XLIII)
2009.....	12-4 (1st North)	Minnesota	New Orleans	New Orleans (XLIV)
2010.....	6-10 (4th North)	Chicago	Green Bay	Green Bay (XLV)
2011.....	3-13 (4th North)	Green Bay	NY Giants	NY Giants (XLVI)
2012.....	10-6 (2nd North)	Green Bay	San Francisco	Baltimore (XLVII)
2013.....	5-10-1 (4th North)	Green Bay	Seattle	Seattle (XLVIII)
2014.....	7-9 (3rd North)	Green Bay	Seattle	New England (XLIX)
2015.....	11-5 (1st North)	Minnesota	Carolina	Denver (50)
2016.....	8-8 (3rd North)	Green Bay	Atlanta	New England (LI)
2017.....	13-3 (1st North)	Minnesota	Philadelphia	Philadelphia (LII)

VIKINGS ALL-TIME RECORD

	Won	Lost	Tied	Pct.	Games
Preseason (1961-2017)	154	99	3	.605	256
Regular Season (1961-2017)	470	390	10	.552	870
Postseason (1961-2017)	20	29	0	.408	49
All Games (1961-2017)	644	518	13	.554	1,176*
NFC Regular Season	380	301	10	.564	691
AFC Regular Season	90	89	0	.503	179

	Won	Lost	Tied	Pct.	Games
NFC Regular and Post-Season	400	325	10	.552	735
AFC Regular and Post-Season	90	93	0	.491	183
All Regular and Post-Season	490	418	10	.539	919

*Vikings faced Dallas in Playoff Bowl on 1/5/69, a postseason exhibition game after being eliminated from playoffs. The game does not count in all-time postseason record and statistics from the game do not count. Total is 1,176 with Playoff Bowl.

VIKINGS VS. NFC CENTRAL

***1970-2001 Tampa Bay was not in NFC Central in 1976 and moved to NFC South for the 2002 season

Playoff Appearances (Since 1961)	Western Conf./Division Titles (Since 1961)
29- Minnesota Vikings	20- Minnesota Vikings
28- Green Bay Packers	18- Green Bay Packers
15- Chicago Bears	8- Chicago Bears
11- Detroit Lions	3- Detroit Lions
6- Tampa Bay Buccaneers	3- Tampa Bay Buccaneers

SERIES VS. NFC NORTH

Team	Total Games (incl. Playoffs)	All-Time Series	Titles
Chicago Bears	114	60-52-2	3
Detroit Lions	113	72-39-2	0
Green Bay Packers	115	53-60-2	9
Minnesota Vikings	-	-	4

VIKINGS ALL-TIME RECORDS BY MONTH (REGULAR & POST SEASON)

	Total Games	August W-L-T	September W-L-T	October W-L-T	November W-L-T	December W-L-T	January W-L-T	Totals
Arizona	27	0-0-0	0-0-0	6-6-0	6-2-0	3-3-0	1-0-0	16-11-0
Atlanta	30	0-0-0	8-0-0	2-2-0	4-3-0	4-5-0	1-1-0	19-11-0
Baltimore	6	0-0-0	0-0-0	2-0-0	0-0-0	1-2-0	0-1-0	3-3-0
Buffalo	13	1-0-0	1-3-0	2-2-0	0-0-0	4-0-0	0-0-0	8-5-0
Carolina	14	0-0-0	3-2-0	3-2-0	2-0-0	0-2-0	0-0-0	8-6-0
Chicago	114	0-0-0	14-14-0	17-18-0	12-8-0	15-10-2	2-2-0	60-52-2
Cincinnati	13	0-0-0	1-1-0	0-1-0	2-1-0	4-3-0	0-0-0	7-6-0
Cleveland	16	0-0-0	3-1-0	2-1-0	4-1-0	2-1-0	1-0-0	12-4-0
Dallas	30	0-0-0	1-4-0	4-5-0	5-1-0	1-5-0	3-1-0	14-16-0
Denver	14	0-0-0	1-1-0	4-1-0	2-3-0	0-2-0	0-0-0	7-7-0
Detroit	113	0-0-0	18-7-0	15-10-0	23-9-2	15-12-0	1-1-0	72-39-2
Green Bay	115	0-0-0	11-6-0	15-15-0	15-22-2	10-16-0	2-1-0	53-60-2
Houston	4	0-0-0	0-0-0	2-0-0	1-0-0	1-0-0	0-0-0	4-0-0
Indianapolis	25	0-0-0	2-5-0	1-2-1	2-5-0	2-5-0	0-0-0	7-17-1
Jacksonville	6	0-0-0	1-0-0	0-0-0	2-0-0	2-1-0	0-0-0	5-1-0
Kansas City	12	0-0-0	1-2-0	1-1-0	0-1-0	3-2-0	0-1-0	5-7-0
Los Angeles/St. Louis	45	0-0-0	3-2-1	6-4-0	8-4-1	10-5-0	0-1-0	27-16-2
Miami	12	0-0-0	2-2-0	0-2-0	0-1-0	2-1-0	0-2-0	4-8-0
New England	12	0-0-0	2-1-0	0-4-0	1-2-0	1-1-0	0-0-0	4-8-0
New Orleans	33	0-0-0	5-4-0	2-2-0	8-3-0	4-1-0	3-1-0	22-11-0
New York Giants	28	0-0-0	0-2-0	5-4-0	4-2-0	6-2-0	1-2-0	16-12-0
New York Jets	10	0-0-0	0-0-0	1-3-0	0-3-0	1-2-0	0-0-0	2-8-0
Oakland	15	0-0-0	1-3-0	0-1-0	4-2-0	0-3-0	0-1-0	5-10-0
Philadelphia	27	0-0-0	2-3-0	5-3-0	0-2-0	6-2-0	0-4-0	13-14-0
Pittsburgh	18	0-0-0	3-2-0	2-2-0	3-2-0	1-2-0	0-1-0	9-9-0
San Diego/Los Angeles	12	0-0-0	1-2-0	2-0-0	3-3-0	0-1-0	0-0-0	6-6-0
San Francisco	46	0-0-0	8-4-1	6-3-0	2-5-0	5-8-0	1-3-0	22-23-1
Seattle	15	0-0-0	0-2-0	1-1-0	3-4-0	1-2-0	0-1-0	5-10-0
Tampa Bay	55	0-0-0	9-6-0	10-8-0	9-6-0	5-2-0	0-0-0	33-22-0
Tennessee	13	0-0-0	2-1-0	5-0-0	0-1-0	2-2-0	0-0-0	9-4-0
Washington	26	0-0-0	1-1-0	1-2-0	7-4-0	4-2-0	0-4-0	13-13-0
Totals	919	1-0-0	103-81-2	122-105-1	132-100-5	115-106-2	16-27-0	490-419-0

VIKINGS OVERTIME GAMES

OVERTIME RECORD

Won 23, Lost 21, Tied 3
(H: 13-10-1, A: 10-11-2)

9/19/76	T	10	L.A. Rams	10
9/18/77	L	10	Dallas	16
10/16/77	W	22	Chicago	16
9/11/78	W	12	Denver	9
11/26/78	T	10	at Green Bay	10
9/23/79	W	27	Green Bay	21
12/2/79	L	21	at L.A. Rams	27
9/18/83	W	19	at Tampa Bay	16
10/23/83	W	20	at Green Bay	17
10/12/86	W	27	at San Francisco	24
11/2/86	L	38	at Washington	44
11/26/87	W	44	at Dallas	38
12/26/87	L	24	Washington	27
11/5/89	W	23	L.A. Rams	21
12/17/89	L	17	at Cleveland	23
9/30/90	L	20	Tampa Bay	23

10/20/91	L	23	at New England	26
9/6/92	W	23	at Green Bay	20
10/20/94	W	13	Green Bay	10
11/13/94	L	20	at New England	26
11/27/94	L	17	Tampa Bay	20
12/1/94	W	33	Chicago	27
9/17/95	L	17	Dallas	23
10/8/95	W	23	Houston Oilers	17
10/15/95	L	17	at Tampa Bay	20
12/12/95	W	30	at Arizona	24
11/17/96	W	16	at Oakland	13
1/17/99	L	27	*Atlanta	30
11/14/99	W	27	at Chicago	24
11/6/00	L	20	at Green Bay	26
9/15/02	L	39	Buffalo	45
12/1/02	L	24	Atlanta	30
10/10/04	W	34	at Houston	28
9/17/06	W	16	Carolina	13
9/16/07	L	17	at Detroit	20
12/30/07	L	19	at Denver	22
12/28/09	L	30	at Chicago	36
1/24/10	L	28	*at New Orleans	31
11/7/10	W	27	at Arizona	24
9/25/11	L	23	Detroit	26
9/9/12	W	26	Jacksonville	23
11/24/13	T	26	at Green Bay	26
12/1/13	W	23	Chicago	20
10/26/14	W	19	at Tampa Bay	13
12/7/14	W	30	N.Y. Jets	24
11/8/15	W	21	St. Louis	18
11/6/16	L	16	Detroit	22

*NFC Championship Game

VIKINGS PRIME TIME/THANKSGIVING RECORD (*- SEASON OPENER)

MONDAY NIGHT RECORD

Won 29, Lost 32

(H: 17-9, A: 12-23)

10/26/70	W 13	L.A. Rams	3
9/20/71	W 16	at Detroit *	13
10/25/71	W 10	Baltimore	3
9/18/72	L 21	Washington *	24
10/23/72	L 10	at Chicago	13
11/19/73	L 14	at Atlanta	20
11/11/74	W 28	at St. Louis	24
10/27/75	W 13	at Chicago	9
10/4/76	W 17	Pittsburgh	6
11/29/76	L 16	at San Francisco	20
10/24/77	L 3	at L.A. Rams	35
9/11/78	L 32	Denver (OT)	9
9/25/78	W 24	at Chicago	20
10/15/79	L 7	at N.Y. Jets	14
9/14/81	L 10	Oakland	36
11/2/81	L 17	at Denver	19
11/23/81	L 30	at Atlanta	31
1/3/83	W 31	Dallas	27
12/5/83	L 2	at Detroit	13
10/26/87	W 34	Denver	24
12/19/88	W 28	Chicago	27
10/30/89	L 14	at N.Y. Giants	24
12/25/89	W 29	Cincinnati	21
10/15/90	L 24	at Philadelphia	32
11/11/91	L 17	Chicago	34
11/2/92	W 38	at Chicago	10
10/25/93	W 19	at Chicago	12
10/10/94	W 27	at N.Y. Giants	10
12/26/94	W 21	San Francisco	14
10/30/95	L 6	Chicago	14
12/18/95	L 30	at San Francisco	37
10/28/96	L 13	Chicago	15
12/1/97	L 11	Green Bay	27
10/5/98	W 37	at Green Bay	24
11/8/99	W 27	Dallas	17
12/6/99	L 27	Tampa Bay	24
12/20/99	W 24	Green Bay	20
10/9/00	W 30	Tampa Bay	23
11/6/00	L 20	at Green Bay (OT)	26
11/19/01	W 28	N.Y. Giants	16
7/7/02	L 3	at Baltimore	19
9/20/04	L 16	at Philadelphia	27
11/8/04	L 28	at Indianapolis	31
11/21/05	W 20	at Green Bay	17
9/11/06	W 16	at Washington *	13
10/30/06	L 7	New England	31
12/17/07	W 20	Chicago	13
9/8/08	L 19	at Green Bay *	24
10/6/08	W 30	at New Orleans	27
10/5/09	W 30	Green Bay	23
12/28/09	L 30	at Chicago (OT)	36
10/11/10	L 20	at N.Y. Jets	29
12/13/10	L 3	N.Y. Giants+	21
12/20/10	L 14	Chicago#	40
11/14/11	L 7	at Green Bay	45
10/21/13	L 7	at N.Y. Giants	23
9/14/15	L 3	at San Francisco *	20
10/3/16	W 24	NY Giants	10
10/31/16	L 10	at Chicago	20
9/11/17	W 29	New Orleans *	19
10/9/17	W 20	at Chicago	17

+ Game played at Ford Field in Detroit (scheduled for 12/12/10, moved due to weather-related Metrodome collapse)

Game played at TCF Bank Stadium, U of M

TUESDAY NIGHT RECORD

Won 1, Lost 0

(H: 0-0, A: 1-0)

12/28/10	W 24	at Philadelphia^	14
^Originally scheduled for Sunday night, 12/26/10 but delayed by weather.			

THURSDAY NIGHT RECORD

Won 6, Lost 10

(H: 5-5, A: 1-5)

10/26/78	W 21	at Dallas	10
9/16/82	L 22	at Buffalo	23
9/8/83	L 17	San Francisco	48
11/29/84	L 17	Washington	31
9/19/85	L 24	Chicago	33
10/15/92	W 31	Detroit	14
10/20/94	W 13	Green Bay (OT)	10
12/1/94	W 33	Chicago (OT)	27
11/30/00	W 24	Detroit	19
12/21/06	L 7	at Green Bay	9
9/9/10	L 9	at New Orleans *	14
10/25/12	L 17	Tampa Bay	36
7/17/13	W 34	Washington	27
10/2/14	L 10	at Green Bay	42
12/10/15	L 20	at Arizona	23
12/1/16	L 15	Dallas	17

FRIDAY DAY/NIGHT RECORD

Won 1, Lost 2

(H: 0-1, A: 1-2)

9/22/67	L 3	at L.A. Rams (night)	39
12/31/93	W 14	at Washington (day)	9
12/24/04	L 31	Green Bay (day)	34

SATURDAY DAY/NIGHT RECORD

Won 18, Lost 10

(H: 9-3, A: 9-7)

10/9/65	W 40	N.Y. Giants (night)	14
9/14/68	W 47	Atlanta * (night)	7
12/5/70	W 16	Chicago (day)	13
12/11/71	W 29	Detroit (day)	10
12/16/72	L 17	at San Francisco (day)	20
12/8/73	W 31	at Green Bay (day)	7
12/7/74	W 23	Atlanta (day)	10
12/14/74	W 35	at Kansas City (day)	15
12/20/75	W 35	at Buffalo (day)	13
12/11/76	W 29	at Miami (day)	7
9/24/77	W 9	at Tampa Bay (night)	3
12/17/77	W 30	at Detroit (night)	21
12/9/78	L 14	at Detroit (day)	45
9/5/81	L 13	at Tampa Bay * (night)	21
12/12/81	L 7	at Detroit (day)	45
12/17/83	W 20	Cincinnati (day)	14
12/8/84	L 7	at San Francisco (day)	51
12/26/87	L 38	Washington (day)	44
12/22/90	L 24	LA Raiders (day)	28
12/21/91	L 7	Green Bay (day)	27
12/17/94	L 19	at Detroit (day)	41
12/9/95	W 27	Cleveland (day)	11
12/26/98	W 26	at Tennessee (day)	16
12/21/02	W 20	Miami (day)	17
12/20/03	W 45	Kansas City (day)	20
12/24/11	W 33	at Washington (day)	26
12/24/16	L 25	at Green Bay (day)	38
12/23/17	W 16	at Green Bay (night)	0

SUNDAY NIGHT RECORD

Won 18, Lost 17

(H: 11-8, A: 7-9)

12/6/87	L 24	Chicago	30
11/13/88	W 43	at Dallas	3
12/3/89	W 27	Chicago	16
11/4/90	W 27	Denver	22
12/2/90	W 23	Green Bay	7
9/29/91	L 6	Denver	13
12/8/91	W 26	at Tampa Bay	24
10/31/93	L 27	Detroit	30
11/21/93	L 10	at Tampa Bay	23
12/26/93	W 30	Kansas City	10
9/17/95	L 17	Dallas (OT)	23
11/17/96	W 16	at Oakland (OT)	13
12/8/96	W 24	Chicago	22
9/28/97	W 28	Philadelphia	19
12/6/98	W 50	Jacksonville	10
12/12/99	L 28	at Kansas City	31
10/15/00	W 28	at Chicago	16
11/25/01	L 6	Chicago	13
9/29/02	L 23	at Seattle	48
12/8/02	L 22	at Green Bay	26
9/14/03	W 24	Chicago	14
11/2/03	L 27	Green Bay	30
10/17/04	W 38	at New Orleans	31
12/25/05	L 23	at Baltimore	30
12/23/07	L 21	Washington	32
11/30/08	W 34	Chicago	14
12/6/09	L 17	at Arizona	30
12/20/09	L 7	at Carolina	26
10/24/10	L 24	at Green Bay	28
10/16/11	L 10	at Chicago	39
10/27/13	L 31	Green Bay	44
12/27/15	W 49	New York Giants	17
1/3/16	W 20	at Green Bay	13
9/18/16	W 17	Green Bay	14

THANKSGIVING DAY RECORD

Won 6, Lost 2

(H: 0-0, A: 6-2)

11/27/69	W 27	at Detroit	0
11/26/87	W 44	at Dallas (OT)	38
11/24/88	W 23	at Detroit	0
11/23/95	L 38	at Detroit	44
11/26/98	W 46	at Dallas	36
11/23/00	W 27	at Dallas	15
11/24/16	L 13	at Detroit	16
11/23/17	W 30	at Detroit	23



Randy Moss notched his only punt return TD in his Hall of Fame career at Kansas City in 1999 in a Sunday Night Football matchup.

VIKINGS MONDAY NIGHT BESTS

RUSHING ATTEMPTS

31.....Chester Taylor.....@ Was., 9/11/06
29.....Ted Brown.....vs. Dal., 1/3/83
27.....Chuck Foreman.....vs. Pit., 10/4/76

RUSHING YARDS

148.....Chuck Foreman.....vs. Pit., 10/4/76
127.....Dalvin Cook.....vs. N.O., 9/11/17
122.....Robert Smith.....@ G.B., 11/3/83
122.....Mewelde Moore.....@ G.B., 11/21/05

RUSHING TDs

3.....D.J. Dozier.....vs. Den., 10/26/87
2.....Chuck Foreman.....vs. Pit., 10/4/76
2.....Adrian Peterson.....@ G.B., 12/28/00
2.....Adrian Peterson.....vs. Chi., 12/17/07

LONG RUNS

72.....Darrin Nelson.....vs. Den., 10/26/87
58.....Jerick McKinnon.....@ Chi., 10/9/17
34.....Adrian Peterson.....@ G.B., 9/8/08
33.....Dalvin Cook.....vs. N.O., 9/11/17

PASSING ATTEMPTS

53.....Josh Freeman.....@ NYC, 10/21/13
48.....Tommy Kramer.....@ NYJ, 10/15/79
47.....Tommy Kramer.....@ Atl., 11/23/81
47.....Daunte Culpepper.....@ Phi., 9/20/04

PASSING COMPLETIONS

37.....Daunte Culpepper.....@ Phi., 9/20/04
28.....Tommy Kramer.....@ NYJ, 10/15/79

VIKINGS THANKSGIVING BESTS

RUSHING ATTEMPTS

21.....Robert Smith.....@ Dal., 11/23/00
20.....Latavius Murray.....@ Det., 11/23/17
19.....Alfred Anderson.....@ Det., 11/24/88

RUSHING YARDS

148.....Robert Smith.....@ Dal., 11/23/00
118.....Darrin Nelson.....@ Det., 11/24/88

RUSHING TDs

2.....Leroy Hoard.....@ Dal., 11/26/98
2.....Alfred Anderson.....@ Det., 11/24/88
2.....Darrin Nelson.....@ Dal., 11/26/87

LONG RUNS

52t.....Darrin Nelson.....@ Dal., 11/26/87
50t.....Leroy Hoard.....@ Dal., 11/26/98
39.....Robert Smith.....@ Dal., 11/23/00

PASSING ATTEMPTS

47.....Warren Moon.....@ Det., 11/23/95
37.....Sam Bradford.....@ Det., 11/24/16
35.....Randall Cunningham.....@ Dal., 11/26/98

PASSING COMPLETIONS

31.....Sam Bradford.....@ Det., 11/24/16
30.....Warren Moon.....@ Det., 11/23/95
21.....Case Keenum.....@ Det., 11/23/17

PASSER RATING

128.0.....Daunte Culpepper.....@ Dal., 11/23/00
121.8.....Case Keenum.....@ Det., 11/23/17
111.5.....Randall Cunningham.....@ Dal., 11/26/98

PASSING YARDS

384.....Warren Moon.....@ Det., 11/23/95
359.....Randall Cunningham.....@ Dal., 11/26/98
282.....Case Keenum.....@ Det., 11/23/17

PASSING TDs

4.....Randall Cunningham.....@ Dal., 11/26/98
3.....Warren Moon.....@ Det., 11/23/95

RECEPTIONS

9.....Kyle Rudolph.....@ Det., 11/24/16
9.....Amp Lee.....@ Det., 11/23/95
8.....Adam Thielen.....@ Det., 11/23/17
8.....Adam Thielen.....@ Det., 11/24/16
8.....Anthony Carter.....@ Dal., 11/26/87

RECEIVING YARDS

184.....Anthony Carter.....@ Dal., 11/26/87
163.....Randy Moss.....@ Dal., 11/26/98

PASSING YARDS

442.....Randall Cunningham.....@ G.B., 10/5/98
343.....Daunte Culpepper.....@ Phi., 9/20/04
330.....Tommy Kramer.....@ Atl., 11/23/81

PASSING TDs

4.....Tommy Kramer.....@ Atl., 11/23/81
4.....Randall Cunningham.....@ G.B., 10/5/98
4.....Daunte Culpepper.....vs. NYG, 11/19/01

PASSER RATING

145.9.....Randall Cunningham.....@ G.B., 10/5/98
134.3.....Brett Favre.....vs. G.B., 10/9/09

RECEPTIONS

12.....Cris Carter.....@ S.F., 12/18/95
11.....Jake Reed.....vs. Chi., 10/28/96
10.....Randy Moss.....vs. NYG, 11/19/01
10.....Cris Carter.....vs. NYG, 11/19/01

RECEIVING YARDS

190.....Randy Moss.....@ G.B., 10/5/98
171.....Randy Moss.....vs. NYG, 11/19/01
157.....Adam Thielen.....vs. N.O., 9/11/17

RECEIVING TDs

3.....Randy Moss.....vs. NYG, 11/19/01

LONGEST FGs

53.....Ryan Longwell.....@ N.O., 10/6/08
52.....Fred Cox.....@ Chi., 10/27/75

FGs MADE

5.....Rich Karlis.....vs. Cinn., 12/25/89
4.....Rick Danmeier.....vs. Denver, 9/11/78

149.....Jake Reed.....@ Det., 11/23/95

144.....Randy Moss.....@ Dal., 11/23/00

135.....Cris Carter.....@ Dal., 11/26/98

RECEIVING TDs

3.....Randy Moss.....@ Dal., 11/26/98
2.....Kyle Rudolph.....@ Det., 11/23/17
2.....Randy Moss.....@ Dal., 11/23/00
2.....Cris Carter.....@ Det., 11/23/95
2.....Anthony Carter.....@ Dal., 11/26/87

PASSING YARDS

384.....Warren Moon.....@ Det., 11/23/95
359.....Randall Cunningham.....@ Dal., 11/26/98
224.....Sam Bradford.....@ Det., 11/24/16

PASSING TDs

4.....Randall Cunningham.....@ Dal., 11/26/98
3.....Warren Moon.....@ Det., 11/23/95

LONGEST FGs

49.....Gary Anderson.....@ Dal., 11/23/00
49.....Fuad Revez.....@ Det., 11/23/95

FGs MADE

3.....Chuck Nelson.....@ Det., 11/24/88

LONG KICKOFF RETURNS

99t.....Eddie Payton.....vs. Oak., 9/14/81
71.....Qadry Ismail.....@ S.F., 12/18/95
69.....Cordarrelle Patterson.....@ NYC, 10/21/13

LONG PUNT RETURNS

91t.....Nate Burleson.....@ Ind., 11/8/04
86t.....Marcus Sherels.....@ NYC, 10/21/13

SACKS

4.5.....Jared Allen.....vs. G.B., 10/5/09
4.0.....Chris Doleman.....vs. Cin., 12/25/89

INTERCEPTIONS

2.....Robert Griffith.....@ G.B., 10/5/98
2.....Jack Del Rio.....@ Chi., 11/2/92
2.....Nate Allen.....vs. Pit., 10/4/76
2.....Ed Sharockman.....vs. Bal., 10/25/71

LONG INTERCEPTION RETURNS

94t.....Walker Lee Ashley.....vs. Chi., 12/19/88
84t.....Jack Del Rio.....@ Chi., 11/2/92

TACKLES

16.....Antoine Winfield.....@ Ind., 11/8/04
15.....Jack Del Rio.....@ NYC, 10/10/94

LONG KICKOFF RETURNS

44.....David Palmer.....@ Dal., 11/26/98
43.....Qadry Ismail.....@ Det., 11/23/95

LONG PUNT RETURNS

74t.....David Palmer.....@ Det., 11/23/95
38.....Leo Lewis.....@ Dal., 11/26/87

SACKS

3.5.....Carl Eller.....@ Det., 11/27/69
3.0.....Chris Doleman.....@ Dal., 11/26/87

INTERCEPTIONS

1.....8 times, last by
.....Xavier Rhodes.....@ Det., 11/23/17

LONG INTERCEPTION RETURNS

30.....Jim Marshall.....@ Det., 11/27/69
25.....Robert Griffith.....@ Dal., 11/23/00

TACKLES

14.....Joey Browner.....@ Dal., 11/26/87
14.....Ed McDaniel.....@ Dal., 11/26/98
14.....Ed McDaniel.....@ Dal., 11/23/00



RB Leroy Hoard had a 50-yard TD, the 2nd-longest in team history on Thanksgiving, and scored 2 TDs, the most in team history on Thanksgiving, at Dallas in 1998.

SERIES STANDINGS

ARIZONA

Won 16, Lost 11, Tied 0	
Home 10-4, Away 6-7	
1963 (H) St. Louis 56-14	
1967 (H) St. Louis 34-24	
1969 (A) Minnesota 27-10	
1972 (H) St. Louis 19-17	
1974 (A) Minnesota 28-24	
1974 (H) Minnesota 30-14 **	
1977 (H) St. Louis 27-7	
1979 (H) St. Louis 37-7	
1981 (A) St. Louis 30-17	
1983 (A) St. Louis 41-31	
1991 (H) Minnesota 34-7	
1994 (A) Arizona 17-7	
1995 (A) Minnesota 30-24 (OT)	
1996 (H) Minnesota 41-17	
1997 (A) Minnesota 20-19	
1998 (H) Minnesota 41-21 **	
2000 (H) Minnesota 31-14	
2003 (A) Arizona 18-17	
2006 (H) Minnesota 31-26	
2008 (A) Minnesota 35-14	
2009 (A) Arizona 30-17	
2010 (H) Minnesota 27-24 (OT)	
2011 (H) Minnesota 34-10	
2012 (H) Minnesota 21-14	
2015 (A) Arizona 23-20	
2016 (H) Minnesota 30-24	
***NFC Divisional Playoff Game	

ATLANTA

Won 19, Lost 11, Tied 0	
Home 11-4, Away 8-7	
1966 (H) Atlanta 20-13	
1967 (H) Atlanta 21-20	
1968 (H) Minnesota 47-7	
1969 (A) Atlanta 10-3	
1970 (A) Minnesota 37-7	
1971 (H) Minnesota 24-7	
1973 (A) Atlanta 20-14	
1974 (H) Minnesota 23-10	
1975 (H) Minnesota 38-0	
1977 (A) Minnesota 14-7	
1980 (H) Minnesota 24-23	
1981 (A) Atlanta 31-30	
1982 (H) Minnesota 30-24 ^	
1984 (H) Minnesota 27-20	
1985 (A) Atlanta 14-13	
1987 (H) Minnesota 24-13	
1989 (H) Minnesota 43-17	
1991 (A) Minnesota 20-19	
1996 (A) Minnesota 23-17	
1998 (H) Atlanta 30-27 (OT) ***	
1999 (A) Minnesota 17-14	
2002 (H) Atlanta 30-24 (OT)	
2003 (A) Minnesota 39-26	
2005 (A) Atlanta 30-10	
2007 (H) Minnesota 24-3	
2008 (H) Atlanta 24-17	
2011 (A) Atlanta 24-14	
2014 (H) Minnesota 41-28	
2015 (A) Minnesota 20-10	
2017 (A) Minnesota 14-9	
^Super Bowl Tournament	
***NFC Championship Game	

BALTIMORE

Won 3, Lost 3, Tied 0	
Home 2-0, Away 1-3	
1998 (A) Minnesota 38-28	
2001 (A) Baltimore 19-3	
2005 (A) Baltimore 30-23	
2009 (H) Minnesota 33-31	
2012 (A) Baltimore 29-26	
2017 (H) Minnesota 24-16	

BUFFALO

Won 8, Lost 5, Tied 0	
Home 4-1, Away 4-4	
1971 (H) Minnesota 19-0	
1975 (A) Minnesota 35-13	
1979 (H) Minnesota 10-3	
1982 (A) Buffalo 23-22	
1985 (A) Minnesota 27-20	
1988 (A) Buffalo 13-10	
1994 (A) Minnesota 33-31	
1997 (A) Minnesota 34-13	
2000 (H) Minnesota 31-27	
2002 (H) Buffalo 45-39 (OT)	
2006 (A) Buffalo 17-12	
2010 (H) Minnesota 38-14	
2014 (A) Buffalo 17-16	

CAROLINA

Won 8, Lost 6, Tied 0	
Home 6-3, Away 2-3	
1996 (H) Minnesota 14-12	
1997 (H) Minnesota 21-14	
2000 (H) Minnesota 31-17	
2001 (H) Carolina 24-13	
2002 (H) Carolina 21-14	
2005 (A) Carolina 38-13	
2006 (H) Minnesota 16-13 (OT)	
2008 (H) Minnesota 20-10	
2009 (A) Carolina 26-7	
2011 (A) Minnesota 24-21	
2013 (H) Carolina 35-10	
2014 (H) Minnesota 31-13	
2016 (A) Minnesota 22-10	
2017 (A) Carolina 31-24	

CHICAGO

Won 60, Lost 52, Tied 2	
Home 37-21, Away 23-31-2	
(0-1 In Campaign, IL)	
1961 (H) Minnesota 37-13	
2008 (H) Chicago 52-35	
1962 (H) Chicago 13-0	
1963 (A) Chicago 31-30	
1963 (H) Chicago 28-7	
1964 (H) Chicago 34-28	
1965 (A) Minnesota 41-14	
1965 (H) Chicago 45-37	
1966 (A) Minnesota 24-17	
1966 (H) Chicago 13-10	
1967 (A) Chicago 41-28	
1967 (H) Chicago 17-7	
1968 (H) Chicago 27-17	
1969 (A) Chicago 26-17	
1969 (A) Minnesota 31-0	
1970 (A) Minnesota 24-0	
1970 (H) Minnesota 16-13	
1971 (H) Chicago 20-17	
1971 (A) Minnesota 27-10	
1972 (A) Chicago 13-10	
1972 (H) Minnesota 23-10	
1973 (A) Minnesota 22-13	
1973 (H) Minnesota 31-13	
1974 (H) Minnesota 11-7	
1975 (A) Minnesota 17-0	
1975 (H) Minnesota 28-3	
1976 (H) Minnesota 13-9	
1976 (H) Minnesota 20-19	
1977 (H) Chicago 14-13	
1977 (H) Minnesota 22-16 (OT)	
1978 (A) Chicago 10-7	
1978 (A) Minnesota 24-20	
1979 (H) Minnesota 17-14	
1979 (A) Chicago 26-7	
1980 (H) Minnesota 30-27	
1980 (A) Minnesota 34-14	
1981 (H) Minnesota 13-7	
1981 (H) Minnesota 24-21	
1982 (A) Chicago 10-9	
1982 (H) Minnesota 35-7	
1983 (A) Minnesota 23-14	
1984 (H) Chicago 19-13	
1984 (A) Chicago 16-7	
1984 (H) Chicago 34-3	
1985 (H) Chicago 33-24	
1986 (A) Chicago 27-9	
1986 (A) Chicago 23-0	
1987 (H) Minnesota 23-7	
1987 (A) Chicago 27-7	
1988 (H) Chicago 30-24	
1988 (A) Minnesota 31-7	
1988 (H) Minnesota 28-27	
1989 (A) Chicago 38-7	
1990 (H) Minnesota 27-16	
1990 (A) Chicago 19-16	
1991 (H) Minnesota 41-13	
1991 (A) Chicago 10-6	
1992 (H) Chicago 34-17	
1992 (H) Minnesota 21-20	
1993 (A) Minnesota 38-10	
1994 (A) Minnesota 19-12	
1994 (A) Minnesota 42-14	
1995 (H) Minnesota 33-27(OT)	
1995 (H) Chicago 35-18 *	
1995 (A) Chicago 31-14	
1996 (H) Chicago 14-6	
1996 (A) Minnesota 20-14	
1997 (H) Chicago 15-13	
1997 (A) Minnesota 27-24	
1998 (H) Minnesota 29-22	
1998 (A) Minnesota 31-28	
1999 (H) Minnesota 48-22	
1999 (H) Chicago 24-22	
1999 (A) Minnesota 27-24 (OT)	

2000 (H) Minnesota 30-27	
2001 (A) Minnesota 28-16	
2001 (H) Chicago 17-10	
2002 (H) Chicago 13-6	
2002 (A) Chicago 27-23	
2003 (H) Minnesota 25-7	
2003 (H) Minnesota 24-13	
2004 (A) Chicago 13-10	
2004 (H) Minnesota 27-23	
2005 (A) Chicago 24-14	
2005 (A) Chicago 28-3	
2006 (H) Minnesota 34-10	
2006 (H) Chicago 19-16	
2007 (A) Chicago 23-13	
2007 (A) Minnesota 34-31	
2008 (A) Minnesota 20-17	
2008 (A) Chicago 48-41	
2009 (H) Minnesota 34-14	
2009 (H) Minnesota 36-10	
2010 (A) Chicago 36-30 (OT)	
2010 (A) Chicago 27-13	
#(H) Chicago 40-14	
2011 (A) Chicago 39-10	
2011 (H) Chicago 17-13	
2012 (A) Chicago 28-10	
2012 (H) Minnesota 21-14	
2013 (A) Chicago 31-30	
2013 (H) Minnesota 23-20 (OT)	
2014 (A) Chicago 21-13	
2015 (H) Minnesota 13-9	
2015 (A) Minnesota 23-20	
2016 (H) Minnesota 38-17	
2016 (A) Chicago 20-10	
2017 (H) Minnesota 38-10	
2017 (A) Minnesota 20-17	
2017 (H) Minnesota 23-10	
*NFC Wild Card Game	
@Champaign, IL-Memorial Stadium	
#TCF Bank Stadium- U of M	

CINCINNATI

Won 7, Lost 6, Tied 0	
Home 6-0, Away 1-6	
1973 (A) Cincinnati 27-0	
1977 (H) Minnesota 42-10	
1980 (A) Cincinnati 14-0	
1983 (H) Minnesota 20-14	
1986 (A) Cincinnati 24-20	
1989 (H) Minnesota 29-21	
1992 (A) Minnesota 42-7	
1995 (A) Cincinnati 27-24	
1998 (H) Minnesota 34-8	
2005 (A) Cincinnati 37-3	
2009 (H) Minnesota 30-10	
2013 (A) Cincinnati 42-14	
2017 (H) Minnesota 34-7	

CLEVELAND

Won 12, Lost 4, Tied 0	
Home 7-2, Away 5-2, Neutral 1-0	
1965 (A) Minnesota 27-17	
1967 (A) Cleveland 14-10	
1969 (H) Minnesota 51-3	
1969 (H) Minnesota 27-7 +	
1973 (H) Minnesota 26-3	
1975 (A) Minnesota 42-10	
1980 (H) Minnesota 28-23	
1983 (A) Minnesota 27-21	
1986 (H) Cleveland 23-20	
1989 (A) Cleveland 23-17 (OT)	
1992 (H) Minnesota 17-13	
1995 (H) Minnesota 27-11	
2005 (H) Minnesota 24-12	
2009 (A) Minnesota 34-20	
2013 (H) Cleveland 31-27	
2017 #(N) Minnesota 33-16	
+ NFL Championship Game	
# Played in London at Twickenham Stadium. Minnesota designated as road team.	

DALLAS

Won 14, Lost 16, Tied 0	
Home 7-10, Away 7-6	
1961 (A) Dallas 21-0	
1961 (H) Dallas 28-7	
1966 (A) Dallas 28-17	
1968 (H) Dallas 20-17	
1970 (H) Minnesota 54-13	
1971 (H) Dallas 20-12 **	
1973 (A) Minnesota 27-10 ***	
1974 (A) Minnesota 23-21	
1975 (H) Dallas 17-14 **	
1977 (H) Dallas 16-10 (OT)	
1977 (A) Dallas 23-6 ***	
1978 (A) Minnesota 21-10	
1979 (H) Dallas 36-20	
1982 (H) Minnesota 31-27	
1983 (H) Dallas 37-24	
1987 (A) Minnesota 44-38 (OT)	

1988 (A) Minnesota 43-3	
1993 (H) Dallas 37-20	
1995 (H) Dallas 23-17 (OT)	
1996 (A) Dallas 40-15	
1998 (A) Minnesota 46-36	
1999 (H) Minnesota 27-17	
1999 (H) Minnesota 27-10 *	
2000 (A) Minnesota 27-15	
2004 (H) Minnesota 35-17	
2007 (A) Dallas 24-14	
2009 (H) Minnesota 34-3 **	
2010 (H) Minnesota 24-21	
2010 (A) Dallas 27-23	
2016 (H) Dallas 17-15	
**NFC Wild Card Game	
***NFC Divisional Playoff Game	
***NFC Championship Game	

DENVER

Won 7, Lost 7, Tied 0	
Home 4-3, Away 3-4	
1972 (A) Minnesota 23-20	
1978 (H) Minnesota 12-9 (OT)	
1981 (A) Denver 19-17	
1984 (A) Denver 42-21	
1987 (H) Minnesota 34-27	
1990 (H) Minnesota 27-22	
1991 (H) Denver 13-10	
1993 (A) Minnesota 25-23	
1996 (H) Denver 21-17	
1999 (A) Minnesota 28-20	
2003 (H) Minnesota 28-20	
2007 (A) Denver 22-19 (OT)	
2011 (H) Denver 35-32	
2015 (A) Denver 23-20	

DETROIT

Won 72, Lost 39, Tied 2	
Home 39-16-1, Away 33-23-1	
1961 (H) Detroit 37-0	
1962 (A) Detroit 7-10	
1962 (H) Detroit 17-6	
1963 (A) Detroit 37-23	
1963 (H) Detroit 28-10	
1964 (H) Minnesota 34-31	
1964 (H) Detroit 24-20	
1964 (A) Tie, 23-23	
1965 (H) Detroit 31-29	
1965 (A) Minnesota 29-7	
1966 (H) Detroit 32-31	
1966 (A) Minnesota 28-16	
1967 (H) Tie, 10-10	
1967 (A) Detroit 14-3	
1968 (H) Minnesota 24-10	
1968 (A) Minnesota 13-6	
1969 (H) Minnesota 24-10	
1969 (A) Minnesota 27-0	
1970 (A) Minnesota 30-17	
1970 (H) Minnesota 24-20	
1971 (A) Minnesota 16-13	
1971 (H) Minnesota 29-10	
1972 (A) Minnesota 34-10	
1972 (H) Minnesota 16-14	
1973 (A) Minnesota 23-9	
1973 (H) Minnesota 28-7	
1974 (A) Minnesota 7-6	
1974 (H) Detroit 20-16	
1975 (H) Minnesota 25-19	
1975 (A) Detroit 17-10	
1976 (A) Minnesota 10-9	
1976 (H) Minnesota 31-23	
1977 (H) Minnesota 14-7	
1977 (A) Minnesota 30-21	
1978 (H) Minnesota 17-7	
1978 (A) Detroit 45-14	
1979 (A) Minnesota 13-10	
1979 (H) Minnesota 14-7	
1980 (A) Detroit 27-7	
1980 (H) Minnesota 34-0	
1981 (H) Minnesota 26-24	
1981 (A) Detroit 45-7	
1982 (A) Minnesota 34-31	
1983 (H) Minnesota 20-17	
1984 (A) Detroit 13-2	
1984 (A) Minnesota 29-28	
1985 (H) Detroit 16-14	
1985 (H) Minnesota 16-13	
1986 (H) Detroit 13-10	
1987 (A) Minnesota 24-10	
1987 (H) Minnesota 34-19	
1988 (A) Minnesota 17-14	
1988 (H) Minnesota 44-17	
1989 (A) Minnesota 23-0	
1989 (H) Minnesota 24-17	
1990 (A) Minnesota 20-7	
1990 (H) Detroit 34-27	
1991 (A) Minnesota 17-7	
1991 (A) Detroit 24-20	
1991 (H) Detroit 34-14	

1992	(A) Detroit 31-17
	(H) Minnesota 31-14
1993	(H) Detroit 30-27
	(A) Minnesota 13-0
1994	(H) Minnesota 10-3
	(A) Detroit 41-19
1995	(H) Minnesota 20-10
	(A) Detroit 44-38
1996	(H) Minnesota 17-13
	(A) Minnesota 24-22
1997	(A) Detroit 38-15
	(H) Detroit 14-13
1998	(H) Minnesota 29-6
	(A) Minnesota 34-13
1999	(A) Detroit 25-23
	(H) Minnesota 24-17
2000	(H) Minnesota 31-24
	(H) Minnesota 24-17
2001	(H) Minnesota 31-26
	(A) Detroit 27-24
2002	(H) Minnesota 31-24
	(A) Minnesota 38-36
2003	(H) Minnesota 23-13
	(H) Minnesota 24-14
2004	(H) Minnesota 22-19
	(A) Minnesota 28-27
2005	(H) Minnesota 27-14
	(A) Minnesota 21-16
2006	(H) Minnesota 26-17
	(A) Minnesota 30-20
2007	(A) Detroit 20-17 (OT)
	(H) Minnesota 42-10
2008	(H) Minnesota 12-10
	(A) Minnesota 20-16
2009	(A) Minnesota 27-13
	(H) Minnesota 27-10
2010	(H) Minnesota 24-10
	(A) Detroit 20-13
2011	(H) Detroit 26-23 (OT)
	(A) Detroit 34-28
2012	(A) Minnesota 20-13
	(H) Minnesota 34-24
2013	(A) Detroit 34-24
	(H) Minnesota 14-13
2014	(H) Detroit 17-13
	(A) Detroit 16-14
2015	(H) Minnesota 26-16
	(A) Minnesota 28-19
2016	(H) Detroit 22-16 (OT)
	(A) Detroit 16-13
2017	(H) Detroit 14-7
	(A) Minnesota 30-23

GREEN BAY

Won 53, Lost 60, Tied 2
Home 28-28, Away 25-32-2
(6-9 in Milwaukee)

1961	(H) Green Bay 33-7
	(A) Green Bay 28-10
1962	(A) Green Bay 34-7
	(H) Green Bay 48-21
1963	(H) Green Bay 37-28
	(A) Green Bay 28-7
1964	(A) Minnesota 24-23
	(H) Green Bay 42-13
1965	(H) Green Bay 38-13
	(A) Green Bay 24-19
1966	(A) Minnesota 20-17
	(H) Green Bay 28-16
1967	(A) Minnesota 10-7
	(H) Green Bay 30-27
1968	(A) Minnesota 26-13
	(H) Minnesota 14-10
1969	(H) Minnesota 19-7
	(A) Minnesota 9-7
1970	(A) Green Bay 13-10
	(H) Minnesota 10-3
1971	(A) Minnesota 24-13
	(H) Minnesota 3-0
1972	(A) Minnesota 27-13
	(H) Green Bay 23-7
1973	(H) Minnesota 11-3
	(A) Minnesota 31-7
1974	(A) Minnesota 32-17
	(H) Green Bay 19-7
1975	(A) Minnesota 28-17
	(H) Minnesota 24-3
1976	(A) Minnesota 17-10
	(H) Minnesota 20-9
1977	(H) Minnesota 19-7
	(A) Minnesota 13-6
1978	(H) Minnesota 21-7
	(A) Tie, 10-10 (OT)
1979	(H) Minnesota 27-21 (OT)
	(A) Green Bay 19-7
1980	(A) Green Bay 16-3
	(H) Green Bay 25-13
1981	(A) Minnesota 30-13
	(H) Green Bay 35-23
1982	(A) Green Bay 26-7
1983	(A) Minnesota 20-17 (OT)
	(H) Green Bay 29-21
1984	(A) Green Bay 45-17

	(H) Green Bay 38-14
1985	(A) Green Bay 20-17
	(H) Green Bay 27-17
1986	(H) Minnesota 42-7
	(A) Minnesota 32-6
1987	(H) Green Bay 23-16
	(A) Green Bay 16-10
1988	(H) Green Bay 34-14
	(A) Green Bay 18-6
1989	(H) Minnesota 26-14
	(A) Green Bay 20-19
1990	(A) Green Bay 24-10
	(H) Minnesota 23-7
1991	(A) Minnesota 35-21
	(H) Green Bay 27-7
1992	(A) Minnesota 23-20 (OT)
	(H) Minnesota 27-7
1993	(H) Minnesota 15-13
	(A) Minnesota 21-17
1994	(A) Green Bay 16-10
	(H) Minnesota 13-10 (OT)
1995	(A) Green Bay 38-21
	(H) Minnesota 27-24
1996	(H) Minnesota 30-21
	(A) Green Bay 38-10
1997	(A) Green Bay 38-32
	(H) Green Bay 27-11
1998	(A) Minnesota 37-24
	(H) Minnesota 28-14
1999	(A) Green Bay 23-20
	(H) Minnesota 24-20
2000	(A) Green Bay 26-20 OT
	(H) Green Bay 33-28
2001	(H) Minnesota 35-13
	(A) Green Bay 13-24
2002	(H) Minnesota 31-21
	(A) Green Bay 26-22
2003	(A) Minnesota 30-25
	(H) Green Bay 30-27
2004	(A) Green Bay 34-31
	(H) Green Bay 34-31 *
	(A) Minnesota 31-17 *
2005	(H) Minnesota 23-20
	(A) Minnesota 20-17
2006	(H) Green Bay 23-17
	(A) Green Bay 9-7
2007	(H) Green Bay 23-16
	(A) Green Bay 34-0
2008	(A) Green Bay 24-19
	(H) Minnesota 28-27
2009	(H) Minnesota 30-23
	(A) Minnesota 38-26
2010	(A) Green Bay 28-24
	(H) Green Bay 31-3
2011	(H) Green Bay 33-27
	(A) Green Bay 45-7
2012	(A) Green Bay 23-14
	(H) Minnesota 37-34
	(A) Green Bay 24-10 *
2013	(H) Green Bay 44-31
	(A) Tie, 26-26 (OT)
2014	(A) Green Bay 42-10
	(H) Green Bay 24-21
2015	(H) Green Bay 30-13
	(A) Minnesota 20-13
2016	(H) Minnesota 17-14
	(A) Green Bay 38-25
2017	(H) Minnesota 23-10
	(A) Minnesota 16-0

*NFC Wild Card Game

HOUSTON

Won 4, Lost 0, Tied 0
Home 2-0, Away 2-0
 2004 (A) Minnesota 34-28 (OT)
 2008 (H) Minnesota 28-21
 2012 (A) Minnesota 23-6
 2016 (H) Minnesota 31-13

INDIANAPOLIS

Won 7, Lost 17, Tied 1
Home 7-6-1, Away 0-11
 1961 (A) Baltimore 34-13
 (H) Minnesota 28-20
 1962 (H) Baltimore 34-7
 (A) Baltimore 42-14
 1963 (H) Baltimore 37-34
 (A) Baltimore 41-10
 1964 (H) Minnesota 34-24
 (A) Baltimore 17-14
 1965 (A) Baltimore 35-16
 (H) Baltimore 41-21
 1966 (H) Baltimore 38-23
 (A) Baltimore 20-17
 1967 (H) Tie, 20-20
 1968 (A) Baltimore 24-9
 1969 (H) Baltimore 24-14 %
 1969 (H) Minnesota 52-14
 1971 (H) Minnesota 10-3
 1982 (H) Minnesota 13-10
 1988 (H) Minnesota 12-3
 1997 (H) Minnesota 39-28
 2000 (A) Indianapolis 31-10

2004	(A) Indianapolis 31-28
2008	(H) Indianapolis 18-15
2012	(H) Indianapolis 23-20
2016	(H) Indianapolis 34-6

% NFL Western Conference Championship Game

JACKSONVILLE

Won 5, Lost 1, Tied 0
Home 3-1, Away 2-0
 1998 (H) Minnesota 50-13
 2001 (H) Jacksonville 33-30
 2004 (H) Minnesota 27-16
 2008 (A) Minnesota 30-12
 2012 (H) Minnesota 26-23 (OT)
 2016 (A) Minnesota 25-16

KANSAS CITY

Won 5, Lost 7, Tied 0
Home 4-2, Away 1-4, Neutral 0-1
 1969 (N) Kansas City 23-7 S
 1970 (H) Minnesota 27-10
 1974 (A) Minnesota 35-15
 1981 (H) Kansas City 10-6
 1990 (A) Kansas City 24-21
 1993 (H) Minnesota 30-10
 1996 (H) Kansas City 21-6
 1999 (A) Kansas City 31-28
 2003 (H) Minnesota 45-20
 2007 (A) Kansas City 13-10
 2011 (A) Kansas City 22-17
 2015 (H) Minnesota 16-10
 \$ Super Bowl IV, Jan. 11, 1970

LOS ANGELES CHARGERS

Won 6, Lost 6, Tied 0
Home 5-3, Away 1-3
 1971 (A) San Diego 30-14
 1975 (H) Minnesota 28-13
 1978 (H) San Diego 13-7
 1981 (A) Minnesota 33-31
 2003 (H) San Diego 42-13
 1985 (H) Minnesota 21-7
 1993 (H) San Diego 30-17
 1999 (H) Minnesota 35-27
 2003 (A) San Diego 42-28
 2007 (H) Minnesota 35-17
 2011 (A) San Diego 24-17
 2015 (H) Minnesota 31-14

LOS ANGELES RAMS

Won 27, Lost 16, Tied 2
Home 16-3-2, Away 11-13
 1961 (A) Los Angeles 31-17
 (H) Minnesota 42-21
 1962 (A) Minnesota 38-14
 (H) Tie, 24-24
 1963 (A) Los Angeles 27-24
 (H) Minnesota 21-13
 1964 (A) Los Angeles 22-13
 (H) Minnesota 34-13
 1965 (A) Minnesota 38-35
 (H) Minnesota 24-13
 1966 (H) Minnesota 35-7
 (A) Los Angeles 21-6
 1967 (A) Los Angeles 39-3
 1968 (H) Los Angeles 31-3
 1969 (A) Minnesota 20-13
 1969 (H) Minnesota 23-20 G
 1970 (H) Minnesota 13-3
 1972 (A) Minnesota 45-41
 1973 (H) Minnesota 10-9
 1974 (A) Los Angeles 20-17
 (H) Minnesota 14-10 ***
 1976 (H) Tie, 10-10 (OT)
 1976 (H) Minnesota 24-13 ***
 1977 (A) Los Angeles 35-3
 1977 (A) Minnesota 14-7
 1978 (H) Los Angeles 34-17
 1978 (H) Los Angeles 34-10 **
 1979 (A) Los Angeles 27-21 (OT)
 1985 (A) Los Angeles 13-10
 1987 (A) Minnesota 21-16
 1988 (H) Minnesota 28-17 *
 1989 (H) Minnesota 23-21 (OT)
 1991 (H) Minnesota 20-14
 1992 (A) Minnesota 31-17
 1998 (A) Minnesota 38-31
 1999 (A) St. Louis 49-37 **
 2000 (A) St. Louis 40-29
 2003 (A) St. Louis 48-17
 2005 (H) Minnesota 27-13
 2006 (H) St. Louis 41-21
 2003 (A) Minnesota 38-10
 2012 (A) Minnesota 36-22
 2014 (A) Minnesota 34-6
 2015 (H) Minnesota 21-18 (OT)
 2017 (H) Minnesota 24-7
 & NFL Western Conf. Championship
 *NFC Wild Card Game
 **NFC Divisional Playoffs
 ***NFC Championship Game

MIAMI

Won 4, Lost 8, Tied 0
Home 3-3, Away 1-4, Neutral 0-1
 1972 (H) Miami 16-14
 1973* (N) Miami 24-7
 1976 (A) Minnesota 29-7
 1979 (H) Miami 27-12
 1982 (A) Miami 22-14
 1986 (A) Miami 24-7
 1994 (H) Minnesota 38-35
 2000 (H) Minnesota 13-7
 2002 (H) Minnesota 20-17
 2006 (A) Miami 24-20
 2010 (H) Miami 14-10
 2014 (A) Miami 37-35
 *Super Bowl VIII, Jan. 13, 1974

NEW ENGLAND

Won 4, Lost 8, Tied 0
Home 2-3, Away 2-5
 1970 (A) Minnesota 35-14
 1974 (H) New England 17-14
 1979 (A) New England 27-23
 1988 (H) Minnesota 36-6
 1991 (A) New England 26-23 (OT)
 1994 (A) New England 26-20 (OT)
 1997 (H) Minnesota 23-18
 2000 (A) Minnesota 21-13
 2002 (A) New England 24-17
 2006 (H) New England 31-17
 2010 (A) New England 38-18
 2014 (H) New England 30-7

NEW ORLEANS

Won 22, Lost 11, Tied 0
Home 14-3, Away 8-8
 1968 (A) New Orleans 20-17
 1970 (H) Minnesota 26-0
 1971 (A) Minnesota 23-10
 1972 (H) Minnesota 37-6
 1974 (H) Minnesota 29-9
 1975 (A) Minnesota 20-7
 1976 (A) Minnesota 40-9
 1978 (A) New Orleans 31-24
 1980 (A) Minnesota 23-20
 1981 (H) Minnesota 20-10
 1983 (A) New Orleans 17-16
 1985 (H) New Orleans 30-23
 1986 (H) Minnesota 33-17
 1987 (A) Minnesota 44-10 *
 1988 (H) Minnesota 45-3
 1990 (H) Minnesota 32-3
 1991 (A) New Orleans 26-0
 1993 (H) New Orleans 17-14
 1994 (H) Minnesota 21-20
 1995 (H) Minnesota 43-24
 1998 (H) Minnesota 31-24
 2000 (H) Minnesota 34-16 **
 2001 (A) New Orleans 28-15
 2002 (A) Minnesota 32-31
 2004 (A) Minnesota 38-31
 2005 (H) Minnesota 33-16
 2008 (A) Minnesota 30-27
 2009 (A) New Orleans 31-28 (OT)***
 2010 (A) New Orleans 14-9
 2011 (H) New Orleans 42-20
 2014 (H) New Orleans 20-9
 2017 (H) Minnesota 29-19
 (H) Minnesota 29-24 **
 **NFC Wild Card Game
 ***NFC Divisional Playoff Game
 ****NFC Championship Game

NEW YORK GIANTS

Won 16, Lost 12, Tied 0
Home 8-5, Away 8-7
 1964 (A) Minnesota 30-21
 1965 (H) Minnesota 40-14
 1967 (H) Minnesota 24-23
 1969 (A) New York 24-23
 1971 (A) Minnesota 17-10
 1973 (A) Minnesota 31-7
 1976 (H) Minnesota 24-7
 1986 (H) New York 22-20
 1989 (A) New York 24-14
 1990 (A) New York 24-13
 1993 (A) New York 17-10 *
 1994 (A) Minnesota 27-10
 1996 (A) New York 15-10
 1997 (A) Minnesota 23-22 *
 1999 (A) Minnesota 34-17
 2000 (A) New York 41-0 ***
 2001 (H) Minnesota 28-16
 2002 (H) New York 27-20
 2003 (H) New York 29-17
 2004 (H) New York 24-13
 2005 (A) Minnesota 24-21
 2007 (A) Minnesota 41-17
 2008 (H) Minnesota 20-19
 2009 (H) Minnesota 44-7
 2010 (H) New York 21-3 @
 2013 (A) New York 23-7

2015 (H) Minnesota 49-17
2016 (H) Minnesota 24-10
***NFC Wild Card Game
***NFC Championship Game
@at Ford Field in Detroit, MI

NEW YORK JETS

Won 2, Lost 8, Tied 0
Home 2-3, Away 0-5
1970 (A) New York 20-10
1975 (H) Minnesota 29-21
1979 (A) New York 14-7
1982 (H) New York 42-14
1994 (H) New York 31-21
1997 (A) New York 23-21
2002 (A) New York 20-7
2006 (H) New York 26-13
2010 (A) New York 29-20
2014 (H) Minnesota 30-24 (OT)

OAKLAND

Won 5, Lost 10, Tied 0
Home 3-4, Away 2-5, Neutral 0-1
1973 (H) Minnesota 24-16
1976 (N) Oakland 32-14 S
1977 (A) Oakland 35-13
1978 (A) Oakland 27-20
1981 (H) Oakland 36-10
1984 (A) Los Angeles 23-20
1987 (H) Minnesota 31-20
1990 (H) Los Angeles 28-24
1993 (A) Los Angeles 24-7
1996 (A) Minnesota 16-13 (OT)
1999 (H) Oakland 22-17
2003 (A) Oakland 28-18
2007 (H) Minnesota 29-22
2011 (H) Oakland 27-21
2015 (A) Minnesota 30-14
\$ Super Bowl XI, Jan. 9, 1977

PHILADELPHIA

Won 13, Lost 14, Tied 0
Home 7-6, Away 6-10
1962 (H) Minnesota 31-21
1963 (A) Minnesota 34-13
1968 (A) Minnesota 24-10
1971 (A) Minnesota 13-0
1973 (H) Minnesota 28-21
1976 (A) Minnesota 31-12
1978 (H) Minnesota 28-27
1980 (H) Philadelphia 42-7
1980 (A) Philadelphia 31-16 **
1981 (H) Minnesota 35-23
1984 (A) Philadelphia 19-17
1985 (A) Minnesota 28-23
(H) Philadelphia 37-35
1988 (H) Minnesota 23-21
1989 (A) Philadelphia 10-9
1990 (A) Philadelphia 32-24
1992 (A) Philadelphia 28-17
1997 (H) Minnesota 28-19
2001 (A) Philadelphia 48-17
2004 (A) Philadelphia 27-16
(A) Philadelphia 27-14 **
2007 (H) Philadelphia 23-16
2008 (H) Philadelphia 26-14 *
2010 (A) Minnesota 24-14
2013 (H) Minnesota 48-30
2016 (A) Philadelphia 21-10
2017 (A) Philadelphia 38-7 ***
**NFC Wild Card Playoff Game
***NFC Divisional Playoff Game
***NFC Championship Game

PITTSBURGH

Won 9, Lost 9, Tied 0
Home 4-2, Away 4-6, Neutral 1-1
1962 (A) Pittsburgh 39-31
1964 (H) Minnesota 30-10
1967 (A) Minnesota 41-27
1969 (H) Minnesota 52-14
1972 (A) Pittsburgh 23-10
1974 (N) Pittsburgh 16-6 S
1976 (H) Minnesota 17-6
1980 (H) Pittsburgh 23-17
1983 (A) Minnesota 17-14
1986 (H) Minnesota 31-7
1989 (A) Pittsburgh 27-14
1992 (A) Minnesota 6-3
1995 (A) Minnesota 44-24
2001 (A) Pittsburgh 21-16
2005 (H) Pittsburgh 18-3
2009 (A) Pittsburgh 27-17
2013 (N) Minnesota 34-27 #
2017 (A) Pittsburgh 26-9
\$ Super Bowl IX, Jan. 12, 1975
Played in London at Wembley Stadium. Minnesota designated home team.

SAN FRANCISCO

Won 22, Lost 23, Tied 1
Home 14-9, Away 8-14-1
1961 (H) San Francisco 38-24
2001 (A) San Francisco 38-28
1962 (A) San Francisco 21-7
(H) San Francisco 35-12
1963 (A) Minnesota 24-20
(H) Minnesota 45-14
1964 (A) Minnesota 27-22
(H) Minnesota 24-7
1965 (A) Minnesota 42-41
(H) San Francisco 45-24
1966 (A) Tie, 20-20
(H) Minnesota 28-3
1967 (H) San Francisco 27-21
1968 (A) Minnesota 30-20
1969 (H) Minnesota 10-7
1970 (H) San Francisco 17-14 **
1971 (H) San Francisco 13-9
1972 (A) San Francisco 20-17
1973 (A) Minnesota 17-13
1975 (H) Minnesota 27-17
1976 (A) San Francisco 20-16
1977 (H) Minnesota 28-27
1979 (H) Minnesota 28-22
1983 (H) San Francisco 48-17
1984 (A) San Francisco 51-7
1985 (H) Minnesota 28-21
1986 (A) Minnesota 27-24 (OT)
1987 (A) Minnesota 36-24 **
1988 (A) San Francisco 24-21
1988 (A) San Francisco 34-9 **
1989 (A) San Francisco 41-13 **
1990 (H) San Francisco 20-17
1991 (H) Minnesota 17-14
1992 (H) San Francisco 20-17
1993 (A) San Francisco 38-19
1994 (H) Minnesota 21-14
1995 (A) San Francisco 37-30
1997 (A) San Francisco 28-17
1997 (A) San Francisco 38-22 **
1999 (H) Minnesota 40-16
2003 (H) Minnesota 35-7
2006 (A) San Francisco 9-3
2007 (A) Minnesota 27-7
2009 (H) Minnesota 27-24
2012 (H) Minnesota 24-13
2015 (A) San Francisco 20-3
***NFC Divisional Playoff Game

SEATTLE

Won 5, Lost 10, Tied 0
Home 3-2, Away 2-6
1976 (H) Minnesota 27-21
1978 (A) Seattle 29-28
1984 (H) Seattle 20-12
1987 (A) Seattle 28-17
1990 (A) Minnesota 24-21
1996 (A) Seattle 42-23
2002 (A) Seattle 48-23
2003 (H) Minnesota 34-7
2004 (H) Seattle 27-23
2006 (A) Minnesota 31-13
2009 (H) Minnesota 35-9
2012 (A) Seattle 30-20
2013 (A) Seattle 41-20
2015 (H) Seattle 38-7
(H) Seattle 10-9 *
*NFC Wild Card Game

TAMPA BAY

Won 33, Lost 22, Tied 0
Home 19-9, Away 14-13
1977 (A) Minnesota 9-3
1978 (H) Tampa Bay 16-10
(A) Minnesota 24-7
1979 (H) Tampa Bay 12-10
(A) Minnesota 23-22
1980 (H) Minnesota 38-30
(A) Minnesota 21-10
1981 (A) Tampa Bay 21-13
(H) Minnesota 25-10
1982 (H) Minnesota 17-10
1983 (A) Minnesota 19-16 (OT)
(H) Tampa Bay 17-12
1984 (A) Tampa Bay 35-21
(H) Minnesota 27-24
1985 (A) Minnesota 31-16
(H) Minnesota 26-7
1986 (A) Minnesota 23-10
(H) Minnesota 45-13
1987 (A) Tampa Bay 20-10
(H) Minnesota 23-17
1988 (H) Minnesota 14-13
(A) Minnesota 49-20
1989 (H) Minnesota 17-3
(A) Minnesota 24-10
1990 (H) Tampa Bay 23-20
(A) Tampa Bay 26-13
1991 (H) Minnesota 28-13
(A) Minnesota 26-24
1992 (H) Minnesota 26-20
(A) Minnesota 35-7
1993 (H) Minnesota 15-0
(A) Tampa Bay 23-10
1994 (A) Minnesota 36-13
(H) Tampa Bay 20-17 (OT)
1995 (A) Tampa Bay 20-17 (OT)
(H) Minnesota 31-17
1996 (A) Tampa Bay 24-13
(H) Minnesota 21-10
1997 (H) Tampa Bay 28-14
(A) Minnesota 10-6
1998 (H) Minnesota 31-7
(A) Tampa Bay 27-24
1999 (H) Minnesota 21-14
(A) Tampa Bay 24-17
2000 (H) Minnesota 30-23
(A) Tampa Bay 41-13
2001 (H) Minnesota 20-16
(A) Tampa Bay 41-14
2002 (A) Tampa Bay 38-24
2005 (H) Tampa Bay 24-13
2008 (H) Tampa Bay 19-13
2011 (H) Tampa Bay 24-20
2012 (H) Tampa Bay 36-17

2014 (H) Minnesota 19-13 (OT)
2017 (H) Minnesota 34-17

TENNESSEE

Won 9, Lost 4, Tied 0
Home 7-1, Away 1-3
1974 (H) Minnesota 51-10
1980 (A) Houston 20-16
1983 (H) Minnesota 34-14
1986 (A) Houston 23-10
1989 (H) Minnesota 38-7
1992 (H) Houston 17-13
1995 (H) Minnesota 23-17 (OT)
1998 (A) Minnesota 26-16
2001 (H) Minnesota 42-24
2004 (H) Minnesota 20-3
2008 (A) Tennessee 30-17
2012 (H) Minnesota 30-7
2016 (A) Minnesota 25-16

WASHINGTON

Won 13, Lost 13, Tied 0
Home 6-6, Away 7-7
1968 (H) Minnesota 27-14
1970 (A) Minnesota 19-10
1972 (H) Washington 24-21
1973 (H) Minnesota 27-20 **
1975 (A) Washington 31-30
1976 (H) Minnesota 35-20 **
1980 (A) Minnesota 39-14
1982 (A) Washington 21-7*
1984 (H) Washington 31-17
1986 (A) Washington 44-38 (OT)
1987 (H) Washington 27-24 (OT)
1987 (A) Washington 17-10 ***
1992 (H) Washington 15-13
1992 (H) Washington 24-7 *
1993 (A) Minnesota 14-9
1998 (H) Minnesota 41-7
2004 (A) Washington 21-18
2006 (A) Minnesota 19-16
2007 (H) Washington 32-21
2010 (A) Minnesota 17-13
2011 (A) Minnesota 33-26
2012 (A) Washington 38-26
2013 (H) Minnesota 34-27
2014 (H) Minnesota 29-26
2016 (A) Washington 26-20
2017 (A) Minnesota 38-30
*Super Bowl Tournament
*NFC Wild Card Game
**NFC Divisional Playoff Game
***NFC Championship Game



The Vikings and Jets will meet for only the 11th time in the history of the franchises during the 2018 season.

VIKINGS ALUMNI

Players must be on active roster for one game to qualify

AAA

50	Abdullah, Husain, S. Washington St.	2008-11
50	Abrams, Bobby, LB, Michigan	1993-94
53	Ache, Steve, LB, SW Missouri	1987
12	Adams, Rodney, WR, South Florida	2017
72	Adams, Scott, G, Georgia	1991-93
85	Adams, Tom, WR, Minn.-Duluth	1962
7	Adams, Tony, QB, Utah State	1987
68	Addicks, Xavier, C, Baylor	1989
57	Adibi, Javier, LB, Virginia Tech	2011
67	Alderman, Grady, T, Detroit	1961-74
63	Alex, Keith, G, Texas A&M	1995
90	Alexander, Derrick, DE, Florida St.	1995-98
62	Alexander, Derrick, WR, Michigan	2002
20	Alexander, Mackenzie, CB, Clemson	2008
57	Alexander, Rufus, LB, Oklahoma	1990
53	Allipate, Tuineau, LB, Washington St.	1995
21	Allen, Asher, CB, Georgia	2009-11
69	Allen, Jared, DE, Idaho State	2008-13
25	Allen, Nate, DB, Texas Southern	1976-79
11	Allen, Terry, RB, Clemson	1991-94
84	Allison, Andrae, WR, East Carolina	2007-08
7	Andersen, Morten, K, Michigan St.	2004
46	Anderson, Alfred, RB, Baylor	1984-91
1	Anderson, Gary, K, Syracuse	1998-02
56	Anderson, Scott, C, Missouri	1974,1976
68	Angulo, Richard, TE, West. New Mex.	2003-05
55	Anno, Sam, LB, USC	1987-88
2	Araguz, Leo, P, Stephen F. Austin	2003
69	Arbubakar, Hassan, DE, Texas Tech	1984
16	Arceneaux, Emmanuel, WR, Alcorn State	2011
16	Archer, R.J., QB, William & Mary	2010
19	Armoshadow, Devin, WR, Auburn	2011-12
79	Arno, Chuck, T, USC	1966
44/48	Asiata, Matt, RB, Utah	2012-16
58	Ashley, Walker, LE, Penn St.	1983-88, '90
79	Asper, Mark, T, Oregon	2012
45	Athas, Pete, CB, Tennessee	1975
33	Avery, John, RB, Mississippi	2003
47	Awason, Adrian, DE, North Texas	2011
49	Ayanbadejo, Obafemi, FB, San Diego St.	1998-99
92	Ayodele, Remi, DT, Oklahoma	2011

BBB

60	Baca, Jeff, G, UCLA	2013
74	Badger, Brad, G, Stanford	2000-01
77/60	Baker, AJ, DE, Colorado State	1988
91	Baker, Chase, DT, Boise State	2013
2	Baker, Rashad, S, Tennessee	2006
86	Baker, Robert, WR, Auburn	2003
37	Baldwin, Randy, RB, Mississippi	1991
56	Ball, Jerry, DT, SMU	1997-99
59	Ballard, Christian, DT/DE, Iowa	2011-12
85	Ballman, Gary, TE, Michigan St.	1973
30	Banks, Antonio, S, Virginia Tech	1998-00
23	Banyard, Joe, RB, Texas-El Paso	2013-14
92	Barber, Roy, DT, No. Carolina	1992-95, 00
3	Barnes, Bill, RB, Wake Forest	1965-66
23	Barnes, Tomur, CB, North Texas	1996
42	Barnett, Harlon, S, Michigan St.	1995-96
55	Barnett, Harlon, LB, UCLA	1997-98
19	Baskett, Hank, WR, New Mexico	2010
32/38	Bass, Anthony, DB, Bethune-Cookman	1998-99
85	Bates, D'Wayne, WR, Northwestern	2002-03
63	Battle, Jim, G, Southern Illinois	1963
56	Bavaro, David, LB, Syracuse	1992
33	Bayless, Rick, RB, Iowa	1989
47	Baylor, Tim, S, Morgan State	1979-80
27	Beamon, Autry, S, East Texas St.	1975-76
67	Beasley, John, TE, California	1967-73
4	Beavers, Willie, G, Western Michigan	2016
63	Bebout, Nick, T, Wyoming	1980
68	Bedsloe, Hal, TE, USC	1964-66
81	Bel, Blake, TE, Oklahoma	2017
33	Bel, Rick, RB, St. John's (Minn.)	1983
78	Bennett, Barry, DE, Concordia	1988
12	Bennett, Barry, S, P. Quachita Baptist	1974
2	Bennett, Darren, P, no college	2004-05
23	Bennett, Michael, RB, Wisconsin	2001-05
56/50	Berchic, Pete, LB, Notre Dame	1995-00
61	Berger, Joe, G/C, Michigan Tech	2011-16
17	Berger, Mitch, P, Colorado	1996-01
87	Bernian, Bernard, WR, Fresno State	2008-11
50	Berry, Bob, QB, Oregon	1965-67, 73-76
50	Berry, Ray, LB, Baylor	1987-92
45/87/44	Berton, Sean, TE, North Carolina St	2003-04
21	Bess, Rufus, CB, So. Carolina St.	1982-87
4	Bethea, Ryan, WR, South Carolina	1988
4	Bethel-Thompson, McCleod, QB, Sacramento St.	2012-13
55/54	Biekert, Greg, LB, Colorado	2002-03
75/78	Birk, Matt, C, Harvard	1998-08
73	Bishop, Bill, DT, North Texas St.	1961
59	Bishop, Desmond, LB, California	2013
12	Bishop, Keith, QB, Wheaton	1987
21	Blahak, Joe, CB, Nebraska	1974-75, 1977
59	Blair, Matt, LB, Iowa State	1974-85
68	Blair, Paul, T, Oklahoma State	1990

18/84	Blanc, Tony, WR, Florida A&M	1996-98
36	Blanton, Robert, S, Notre Dame	2012-15
10	Blue, Greg, S, Georgia	2006
74	Bobo, Orlando, O, NE Louisiana	1997-98
92/96	Boireau, Michael, DE, Miami (FL)	2000
66	Bolin, Bookie, G, Mississippi	1968-69
9	Bollinger, Brooks, QB, Wisconsin	2006-07
60	Bolston, Conrad, DT, Maryland	2007
3	Bomar, Rhett, QB, Sam Houston St.	2010
13	Bono, Steve, QB, UCLA	1985-86
27	Booker, Lorenzo, RB, Florida State	2010-11
76	Boone, Alex, G, Ohio State	2016
71	Boone, David, DE, Eastern Michigan	1974
4	Booty, John David, QB, USC	2008
8	Bourman, Todd, QB, St. Cloud State	1997-02
90	Bower, Tashawn, DE, LSU	2017
61	Bowie, Larry, G, Purdue	1962-68
62	Boyd, Brent, G, UCLA	1980-86
36	Boyd, Malik, CB, Southern	1994
80	Boylan, Jim, WR, Washington St.	1963
26	Bradford, Ronnie, S, Colorado	2002
8	Bradford, Sam, QB, Oklahoma	2016-17
50	Brady, Jeff, LB, Kentucky	1995-97
61	Braxton, Don, DT, Carson-Newman	1987
53	Braxton, David, LB, Wake Forest	1989-90
75	Breitenstein, Bob, T, Tulsa	1967
42	Brewer, Jack, S, Minnesota	2002-03
55	Bridgewater, Teddy, QB, Louisville	2014-17
4	Brien, Doug, K, California	2002
43/54	Briggs, Greg, S, Texas Southern	1997-98
84	Brim, James, WR, Wake Forest	1987
44	Brim, Michael, CB, Virginia Union	1989-90
54	Brinkley, Jasper, LB, South Carolina	2009-12, 14
6	Brister, Bubby, QB, NE Louisiana	2000
28	Britt, Charlie, S, Georgia	1964
24	Brock, Trammie, CB, Belhaven	2007
91	Bromell, Lorenzo, DB, Clemson	2012
40	Brothers, Kentrell, LB, Missouri	2016-17
30	Brown, Bill, RB, Illinois	1962-74
22	Brown, Ivory Lee, RB, Ark. - Pine Bluff	1993
80	Brown, Larry, WR, Mankato State	1987
31	Brown, Mack, RB, Florida	2017
86	Brown, Norris, TE, Georgia	1983
79	Brown, Pat, T, Central Florida	2010-11
33	Brown, Ralph, CB, Nebraska	2004-05
53	Brown, Richard, LB, San Diego St.	1984-96
89	Brown, Robert, TE, Alcorn A&M	1971
23	Brown, Ted, RB, North Carolina St.	1979-86
204	Brown, Terry, S, Oklahoma St.	1972-75
47	Browner, Joey, S, USC	1983-91
82	Bruce, Bob, TE, Mankato State	1980-84
24	Brune, Larry, S, Rice	1980
13	Bruno, Dave, P, Moraine Valley	1987
20	Bryant, Bobby, CB, South Carolina	1967-80
94	Bryant, Tim, LB, So. Mississippi	1987
64	Buetow, Bart, T, Minnesota	1976-77
75	Bundra, Mike, DT, USC	1964
91	Burrough, John, DE, Wyoming	1999-00
36/27	Burton, Brandon, CB, Utah	2011-12
71	Burton, Derek, T, Oklahoma St.	1987
85/118	Burton, Stephen, WR, West Texas A&M	2011-12
81	Burleson, Nate, WR, Nevada	2003-05
22	Butler, Billy, S/RB, Tenn.-Chattanooga	1962-64
31	Butler, Duane, S, Illinois State	1997-98
66	Byers, Ken, G, Cincinnati	1964-66
60	Bykowski, Carter, T, Iowa State	2014

CCC

53	Caesar, Ivan, LB, Boston College	1991
23	Caleb, Jamie, RB, Grambling	1961
23	Calland, Lee, CB, Louisville	1963-65
65	Camarillo, Greg, WR, Stanford	2010-11
55	Campbell, John, LB, Minnesota	1962-64
16	Campbell, Kelly, WR, Georgia Tech	1963-64
17	Cappleman, Bill, QB, Florida St.	1970
89	Carlson, John, TE, Notre Dame	2012-13
65	Carman, John, T, Georgia Tech	2002
40	Carpenster, Preston, TE, Arkansas	1966
36	Carpenster, Ron, S, Miami (Ohio)	1993
84	Carroll, Jay, TE, Minnesota	1985
81	Carter, Anthony, WR, Michigan	1985-93
80	Carter, Chris, WR, Ohio State	1990-01
11	Carter, Jason, CB, Tennessee	2001
86	Carter, Jason, WR, Texas A&M	2006
86	Carter, Kyle, TE, Penn State	2015
22/37	Carter, Tyrone, S, Minnesota	2000-02
56	Carson, Malcolm, G, Tenn.-Chatt.	1984
44	Casper, Dave, TE, Notre Dame	1983
16	Cassel, Matt, QB, USC	2013-14
48/89	Cerone, Matt, TE, Arizona St.	2000-02
87	Chamberlain, Byron, TE, Wayne St.	2001-02
23/34	Chapman, Doug, RB, Marshall	2000-03
25	Charles, John, S, Purdue	1970
21	Chavous, Corey, S/CB, Vanderbilt	2002-05
16	Chealand, Hal, QB, Mississippi St.	1974
36	Christopherson, Jim, K/LB, Concordia	1962
62	Christy, Jeff, C, Pittsburgh	1993-99

50	Chukwurah, Patrick, LB/DE, Wyoming	2001-02
50/54	Ciurciu, Vinny, LB, Boston College	2007-08
12	Claiborne, Chris, LB, Tennessee	1975-77
55	Claiborne, Chris, LB, USC	2003-04
30	Clark, Jesse, RB, Arkansas	1989-90
89	Clark, Kenny, WR, Central Florida	2003-04
71	Clarke, Ken, DT, Syracuse	1989-91
81	Clarke, Leon, WR, USC	1963
68	Clemmings, T.J., T, Pittsburgh	2015-16
92	Clemons, Duane, DE, California	1996-99
26	Cobb, Marvin, S, USC	1980
63	Cobb, Robert, DE, Texas	1984
89	Coffman, Paul, TE, Kansas State	1988
57	Cole, Audie, LB, North Carolina State	2012-16
32	Cole, Collin, DT, Iowa	2003
31	Coleman, Al, CB, Tennessee State	1967
91	Coleman, Dan, DE, Murray State	1987
8	Coleman, Greg, P, Florida A&M	1978-87
13	Coley, Stacy, WR, Miami (Fla)	2017
99/93	Colinet, Stalin, DE, Boston College	1997-99, '01
76	Collins, Avante, T, TCU	2017
65	Collins, Calvin, G, Texas A&M	2001
84	Collins, Dwight, WR, Pittsburgh	1984
59	Collins, Fabray, LB, So. Illinois	1987
49	Collins, Jeff, CB, Kansas	1984
63	Conaty, Billy, C, Virginia Tech	2004
20/31	Cook, Chris, CB, Virginia	2010-13
33	Cook, Dalvin, RB, Florida State	2017
62	Cook, Ryan, T, New Mexico	2006-10
20	Cooks, Kerry, S, Iowa	1998
87	Cooper, Adrian, TE, Oklahoma	1994-95
88	Cooper, Jon, C, Oklahoma	2009-10
50	Cooper, Marquis, LB, Washington	2006
63	Cornish, Frank, C, UCLA	1994
1	Cortez, Jose, K, Oregon State	2003-04
95	Council, Keith, DE, Hampton	2005
55	Coward, Sam, LB, Florida State	2009
14	Cox, Fred, K, Pittsburgh	1963-77
33	Craig, Roger, RB, Nebraska	1992-93
84	Craig, Steve, TE, Northwestern	1974-78
73	Crawford, Brian, T, Western Oregon	2011
95	Crichton, Scott, DE, Oregon State	2004-16
52	Crockett, Henri, LB, Florida State	2002-03
87	Crumpler, Carlester, TE, E. Carolina	1999
77	Culpepper, Brad, DT, Florida	1992-93
12/11	Culpepper, Daunte, QB, UCF	1999-05
71	Cunningham, Ed, DT, Alabama	1961
89	Cunningham, Doug, WR, Rice	1979
7	Cunningham, Randall, QB, UNLV	1997-99
67	Cunningham, Rick, T, Texas A&M	1995
15	Cuzzo, Gary, QB, Virginia	1968-71
49	Curts, Travis, S, West Virginia	1989

DDD

71/75	Dafney, Bernard, G, Tennessee	1992-94
84	Dale, Carroll, WR, Virginia Tech	1993
50	Dalton, Antico, LB, Hampton	1979
67	Daniels, Brian, G, Colorado	2007
69	Daniels, LeShun, G, Ohio State	1997
7	Danneimer, Rick, K, Sioux Falls	1977-83
32/25	Darden, Tony, CB, Texas Tech	1998
42	Daugherty, Ron, WR, Northeastern	1987
34	Davis, Brian, CB, Nebraska	1994
71	Davis, Doug, T, Kentucky	1966-72
5	Davis, Greg, K, The Citadel	1997
63	Davis, Isaac, G, Arkansas	1998
86	Davis, John, TE, Emporia St.	2000
17/86	Davis, Nick, WR, Wisconsin	2002-03
58/50	Davis, Rod, LB, Southern Miss.	2004-06
4	Dawson, Dale, K, E. Kentucky	1987
86	Dawson, Rhett, WR, Florida State	1973
51	Dean, Larry, LB, Valdosta State	2011-13
24	Dean, Ted, S, Wichita	1964
72	DeGare, Chris, G, Wake Forest	2010
55	Del Rio, Jack, LB, USC	1982-85
89	Delaney, Jarrod, WR, TCU	1999-99
85	DeLong, Greg, WR, Arizona State	1995-98
27	Demery, Calvin, WR, North Carolina	1972
28	Denny, Earl, RB, Missouri	1967-68
66	Denson, AJ, WR, Florida A&M	1971
62	Denton, Bob, DE, Pacific	1961-64
25	Derby, Dean, DB, Washington	1961-62
27	Devine, Kevin, CB, California	1999
52	Dick, Jim, LB, North Dakota St.	1987
26	Dickson, Paul, DT, Baylor	1961-70
16	Diggs, Stefan, WR, Maryland	2015-17
76	Dill, Scott, T, Memphis	2005-07
25	Dillon, Terry, CB, Montana	1963
12	Dils, Steve, QB, Stanford	1979-84
47	D'Imperio, Ryan, FB, Rutgers	2011
25	Dishman, Chris, CB, Purdue	2000
26	Dixon, Ahmad, S, Baylor	2014
21	Dixon, David, G, Arizona St.	1994-04
56	Donaham, Chris, DE/LB, Pittsburgh	1985-93
63	Doleman, Oscar, WR, San Jose	1962
65	Dorsey, Nat, T, Georgia Tech	2004
21	Doss, Mike, S, Ohio State	2007

42	Dozier, D.J., RB, Penn State	1987-91
48	Dozier, Ukeke, CB, Minnesota	2005
50	DuBoise, B.J., DT, Louisville	2015
62	Ducas, Vladimir, G, Massachusetts	2014
56	Dugan, Bill, G, Penn State	1984
83	Dugan, Jeff, TE, Maryland	2004-10
57	Dumler, Doug, C, Nebraska	1976-77
59	Dusbabeck, Mark, LB, Minnesota	1989-92
E E E		
64	Early, Michael, G, Norfolk State	2002
62	Easton, Nick, C, Harvard	2015-17
39	Echemandu, Adimchinobe, RB, California	2005
1	Edinger, Paul, K, Michigan St.	2005
19	Edison, Cornelius, C, Portland State	2017
27	Edwards, Brad, S, South Carolina	1988-89
59	Edwards, Dixon, LB, Michigan St.	1996-98
36	Edwards, Dovonte, CB, N.C. State	2005-06
32	Edwards, Jimmy, RB, NE Louisiana	1979
91	Edwards, Ray, DE, Purdue	2006-10
24	Ellers, Pat, S, Notre Dame	1990-91
11	Elischied, Mike, P, Upper Iowa	1972-74
86	Eley, Clifton, TE, Mississippi St.	1987
65	Elfein, Pat, C, Ohio State	2017
11	Eller, Carl, DE, Minnesota	1964-78
8	Elling, Aaron, K, Wyoming	2003-04
72	Ellis, Kendrick, DT, Hampton	2015
40/85	Ellison, Rhett, FB, USC	2012-16
65/73	Elshire, Neil, DE, Oregon	1981-86
47	Emmanuel, Charles, S, W. Virginia	1997
6	Epstein, Hayden, K, Michigan	2002
29	Evans, Charles, RB, Clark	1993-98
26	Evans, David, CB, Cent. Arkansas	1986-87
50	Evans, Fred, DT, Texas St. S. Marcos	2007-13
31	Everett, Eric, CB, Texas Tech	1992
32	Exum, Antonio, S, Virginia Tech	2014-17
F F F		
51	Farber, Hag, LB, Mississippi	1970
59	Farwell, Heath, LB, San Diego St.	2005-10
35	Fason, Clatrick, RB, Florida	2005-06
54	Faust, Paul, LB, Minnesota	1967
4	Fave, Brett, QB, Southern Mississippi	2009-10
91	Fears, Willie, DT, Northwestern St.	1990
64	Feasel, Grant, T, Abilene Christian	1984-86
42	Felton, Jerome, FB, Furman	2012-14
31	Fenney, Rick, RB, Washington	1987-91
35	Ferguson, Bob, RB, Ohio State	1963
84	Ferguson, Charley, WR, Tennessee St.	1962
89	Ferguson, Robert, WR, Texas A&M	2007-08
11	Fiedler, Jay, QB, Dartmouth	1998
55	Finch, Steve, WR, Elmhurst	1987
72	Fisk, Jason, DT, Stanford	1995-98
29	Fitzgerald, Jamie, CB, Idaho St.	1987
29	Fitzgerald, Mike, CB, Iowa St.	1966-67
58	Flatley, Paul, WR, Northwestern	1963-67
15	Floyd, Michael, WR, Notre Dame	2017
73/95	Floyd, Sharif, DT, Florida	2013-17
7	Fontoti, Toni, G, Nebraska	2005
65	Foote, Chris, C, USC	1987-91
2	Forbath, Kai, K, UCLA	2016-17
86	Ford, Chase, TE, Miami (Fla.)	2013-15
44	Foreman, Chuck, RB, Miami (Fla.)	1973-79
67	Fowler, Melvin, C, Maryland	2005
50	Fowlkes, Dennis, LB, West Virginia	1983-85
27	Frankton, Eric, S, Washington State	2007-11
40	Frankhauser, Tom, S, Purdue	1962-63
37	Frank, Donald, CB, Winston-Salem	1995
21	Freeman, Josh, QB, Kansas State	2013
22	Freeman, Steve, S, Mississippi	1987
12	Ferrotte, Gus, QB, Tulsa	2003-04, '06
83	Frisch, David, DE, Colorado State	1998
37	Frye, Phil, RB, California Lutheran	1987
27	Fuller, Corey, CB, Florida State	1995-98
29	Fullington, Darrell, S, Miami (Fla.)	1988-90
82	Fusco, Brandon, G, Slippery Rock	2011-16
G G G		
32	Galbreath, Tony, RB, Missouri	1981-83
66	Gallagher, Frank, G, North Carolina	1973
6	Gallery, Jim, K, Minnesota	1990
28	Gallishaw, Laroni, CB, Murray St.	2005
90	Galvin, John, LB, Boston College	1989
6	Gannon, Rich, QB, Delaware	1987-92
2	Garcia, Teddy, K, NE Louisiana	1989
54	Garnett, David, LB, Stanford	1993-94, '96
92	Garnett, Winfield, DT, Ohio State	2002
44	Gault, Billy, CB, Texas Christian	1961
78	Gay, William, DE, USC	1988
42	Gedeon, Ben, LB, Michigan	2017
3	George, Jeff, QB, Illinois	1999
55	George, Ron, LB, Stanford	1997
46/66	Gerak, John, TE/G, Penn St.	1993-96
32	Gerhart, Toby, RB, Stanford	2010-13
56	Gersbach, Carl, LB, West Chester	1971-72
86	Gillespie, Willie, WR, Tenn.-Chattanooga	1987
42	Gilliam, John, WR, South Carolina St.	1972-75
55	Glen, Jason, LB, Texas A&M	2006
25	Glen, Wendie, S, Indiana St.	1992-94
82	Glover, Andrew, TE, Grambling	1997-99




Bob Grim

94	Goff, Robert, DT, Auburn	1996
73	Goldberg, Adam, G, Wyoming	2004-05
82	Goddridge, Bob, WR, Vanderbilt	1968
68	Goodrum, Charles, G, Florida A&M	1972-78
87/83	Goodwin, Hunter, TE, Texas A&M	1996-98, '02
41	Gordon, Charles, CB, Kansas	2006-08
87	Gray, MarQueis, TE, Minnesota	2014
31	Graham, Scottie, RB, Ohio St.	1993-96
73	Graves, Rory, T, Ohio State	1999
23	Gray, Torrian, S, Virginia Tech	1997-98
50	Greene, Dick, LB, Ohio	1961
32	Greene, Robert, RB, William & Mary	1997
35	Green, Marcus, CB, Arizona	1984
52	Greenway, Chad, LB, Iowa	2006-16
97	Griffin, Everson, DE, USC	2010-17
23	Griffin, Cedric, CB, Texas	2006-11
24	Griffith, Robert, S, San Diego St.	1994-01
73	Griego, Otis, DE, Kentucky	2007-08
27/25	Grim, Bob, WR, Oregon St.	1967-71, '76-77
47	Groce, Ron, RB, Macalester	1966
41	Gugemore, Neal, DB, St. Thomas	1986-87
98	Guion, Letroy, DT, Florida State	2008-13
84	Guliford, Eric, WR, Arizona State	1993-94
80	Gustafson, Jim, WR, St. Thomas	1985-90
H H H		
72	Haayer, Adam, T, Minnesota	2002, '04
91/74	Habib, Brian, G, Washington	1988-92
49	Hackbart, Dale, S, Wisconsin	1966-70
90	Haines, John, DT, Texas	1984
28	Haley, Dick, WR, Pittsburgh	1961
55	Hall, Lemanski, LB, Alabama	2000-02
23	Hall, Steven, S, Kentucky	1996
86/28	Hall, Tom, WR, Minnesota	1964-66, 68-69
40	Hall, Windlan, S, Arizona St.	1976-77
30	Ham, C.J., RB, Augustana (SD)	2016-17
61	Hamilton, Wes, G, Tulsa	1976-85
23	Hammonds, Shelly, CB, Penn St.	1990
25	Hampton, Alonzo, CB, Pittsburgh	1995
51	Hanks, Ben, LB, Florida	1996
45	Hannon, Tom, S, Michigan St.	1977-84
55	Hansen, Don, LB, Illinois	1966-67
63	Hanson, Mark, G, Mankato St.	1987
50	Hargrove, Jim, LB, Howard Payne	1967-70
8	Harnish, Chandler, QB, Northern Illinois	2014
66	Harrell, Sam, RB, E. Carolina	1980-82, 87
41	Harris, Anthony, S, Virginia	2015-17
35	Harris, Bill, RB, Colorado	1969-70
32	Harris, Darryl, RB, Arizona St.	1988
99	Harris, James, DE, Temple	1993-95
52	Harris, Joe, LB, Georgia Tech	1979
44	Harris, John, S, Arizona St.	1985-86
79	Harris, Mike, T, UCLA	2014-16
58/99	Harris, Napoleon, LB, Northwestern	2005-06, '08
57	Harris, Paul, LB, USC	1978
90	Harris, Robert, DE, Southern	1992-94
32	Harris, Steve, RB, Northern Iowa	1987
95/91	Harrison, Martin, DE, Washington State	1994-96, 99
48	Harrison, Todd, TE, North Carolina St.	1993
78	Hartenstein, Mike, DT, Penn State	1987
86	Hartwig, Keith, WR, Arizona	1977
18	Harvin, Percy, WR, Florida	2009-12
87	Haselrig, Clint, WR, Michigan	1975
88	Hasselbeck, Don, TE, Colorado	1984
89/19	Hatchette, Matthew, WR, Langston	1997-00
37	Hawkins, Mike, CB, Oklahoma	2006
58	Hawkins, Rip, LB, North Carolina	1961
44	Hayden, Leo, RB, Ohio State	1971
32	Hayes, Ray, RB, Cent. Oklahoma	1961
50	Hazega, Jeff, DE, Wisconsin-Stout	2001
25	Hazega, E.J., LB, Maryland	2003-11
50	Henderson, Erin, LB, Maryland	2008-13
80	Henderson, John, WR, Michigan	1968-72
30	Henderson, Keith, RB, Georgia	1992
24	Henderson, Wymon, CB, UNLV	1987-88
6	Heinicke, Taylor, QB, Old Dominion	2015-16
86	Hernandez, Matt, T, Purdue	1984
67/64	Herrera, Anthony, G, Tennessee	2004-11
58	Herron, David, LB, Michigan State	2007-08
73	Hicks, Artis, G, Memphis	2006-09
43	Hicks, Maurice, RB, North Carolina A&T	2008

58	Hilgenberg, Wally, LB, Iowa	1968-79
43	Hill, Gary, S, USC	1965
10	Hill, Kirk, P-QB, Rice	1968
16	Hill, Rashad, S, Southern Mississippi	2016-17
12/13	Hill, Shaun, QB, Maryland	2002-05, '15-16
89	Hillman, Ira, WR, South Carolina	1990
82	Hilton, Carl, TE, Houston	1986-89
33	Hillman, Ronnie, RB, San Diego State	2016
85	Hilton, John, TE, Richmond	1970
98	Hinkle, George, DT, Arizona	1992
75/78	Hinton, Chris, T, Northwestern	1994-95
37	Hitchcock, Jimmy, CB, North Carolina	1998-99
18	Hoag, Ryan, WR, Gustavus Adolphus	2004
44	Hoard, Leroy, RB, Michigan	1996-99
50/54	Hodges, Keral, LB, Penn State	2013-15
13	Holcomb, Gerald, QB, Middle Tenn. St.	2007
93	Holland, Darius, DT, Colorado	2002
85	Holland, John, WR, Tennessee St.	1974
75	Holloway, Randy, DE, Pittsburgh	1978-84
51	Holmberg, Rob, LB, Penn State	1999
54	Holmes, Bruce, LB, Minnesota	1993
40	Holt, Issac, CB, Alcorn State	1985-89
2	Horan, Mike, P, Long Beach St.	1986
51	Hough, Jim, G, Utah State	1978-86
55	Houston, Bobby, LB, North Carolina St.	1998
99	Hovan, Chris, DT, Boston College	2000-04
24	Howard, Bryan, S, Tennessee St.	1982
51/99	Howard, David, LB, Long Beach St.	1985-89
91	Howard, Willie, DL, Stanford	2001-02
92	Howell, Leroy, DT, Appalachian St.	1986
82	Howry, Keenan, WR, Oregon	2003-05
56/72	Huffman, David, G/T, Notre Dame	1979-83, 85-86
83	Hultz, Don, DE, Southern Miss.	1963
98	Hunter, Danielle, DE, LSU	2015-17
13	Hunter, Will, S, Syracuse	2005-06
67	Humphrey, Jay, T, Texas	1999
76	Hutchinson, Steve, G, Michigan	2006-11
85	Huth, Gerry, G, Wake Forest	1961-63
I I I		
84	Iglesias, Jaquain, WR, Oklahoma	2010
4	Igwebuike, Donald, K, Clemson	1990
26	Ingram, Darryl, TE, California	1989
86	Ivin, Ken, CB/S, Memphis	2003-05
76	Irwins, Tim, T, Tennessee	1981-93
13	Isador, Danny, G, Miami (Fla.)	2007-08
87	Isaiah, Qadry, WR, Syracuse	1993-96
32	Israel, Ron, DB, Notre Dame	2003
J J J		
25	Jackson, Alfred, CB, San Diego St.	1995-96
89	Jackson, Harold, WR, Colorado	1982
76	Jackson, Joe, DT, New Mexico St.	1977
7	Jackson, Tarvaris, QB, Alabama St.	2006-10
83	Jaquet, Nate, WR, San Diego St.	2000-01
59	James, Cedric, WR, TCU	2002
47	James, Dick, RB, Oregon	1965
35	James, Erasmus, DE, Wisconsin	2005-07
22	Jefferson, A.J., CB, Fresno State	2012-13
52	Jenke, Noel, LB, Minnesota	1971
51	Jenkins, Carlos, LB, Michigan St.	1991-94
28	Jenkins, Izel, CB, North Carolina St.	1993
84	Jenkins, Michael, WR, Ohio State	2011-12
15	Jennings, Greg, WR, Western Michigan	2013-14
57	Jobko, Bill, LB, Ohio State	1963-65
81	Johnson, Bethel, WR, Texas A&M	2006
14	Johnson, Brad, QB, Florida St.	1992-98, 2005-06
10	Johnson, Charles, WR, Grand Valley State	2014-16
65	Johnson, Charlie, NT, Colorado	1982-84
74	Johnson, Charlie, G/T, Oklahoma St.	2011-14
75	Johnson, Chase, T, Wyoming	2007
35	Johnson, Chris, S, San Diego St.	1996
52	Johnson, Dennis, LB, USC	1980-85
4	Johnson, Eddie, P, Idaho State	2003
41	Johnson, Gene, S, Cincinnati	1961
92	Johnson, George, DE, Rutgers	2012-13
53	Johnson, Henry, LB, Georgia Tech	1980-83
94	Johnson, Jaleel, DT, Iowa	2017
11	Johnson, Jaymar, WR, Jackson St.	2009-10
89	Johnson, Joe, WR, Notre Dame	1992
22	Johnson, Ken, S, Florida A&M	1989-90
12	Johnson, Lee, P, BYU	2001
72	Johnson, Marcus, T, Mississippi	2005-08
45	Johnson, Olrick, LB, Florida A&M	1999
58	Johnson, Sammy, RB, North Carolina	1976-78
97	Johnson, Spencer, DT, Auburn	2004-07
90	Johnson, Toby, DT, Georgia	2016
92	Johnson, Tom, DT, Southern Mississippi	2014-17
25	Johnson, Tyrell, S, Arkansas State	2008-11
51	Johnstone, Lance, DE, Temple	2001-05
15	Jones, Chris, WR, Jackson St.	2005
26	Jones, Clinton, RB, Michigan St.	1967-72
84	Jones, Hassan, WR, Florida St.	1986-92
21	Jones, Henry, S, Illinois	2001
35	Jones, Mike, A, WR, Tennessee St.	1983-85
89	Jones, Mike, LB, TE, Texas A&M	1990-91
35	Jones, Rushen, CB, Vanderbilt	2003-04
32	Jones, Shawn, S, Georgia Tech	1993
69	Jones, Wayne, T, Utah	1987

85/43/83/89	Jordan, Andrew, TE, Western Carolina	1994-97; 99-01
22	Jordan, Jeff, S, Tulsa	1965-67
83	Jordan, Steve, TE, Brown	1982-94
98	Joseph, Linval, DT, East Carolina	2014-17
33	Josey, Henry, RB, Missouri	2014
83	Joyce, Don, DE, Tulane	1961
K K K		
51	Kaddu, Josh, LB, Oregon	2014
75	Kallil, Matt, T, USC	2012-16
69	Kalis, Todd, G, Arizona State	1988-93
11	Kapp, Joe, QB, California	1967-69
3	Karlis, Rich, C, Cincinnati	1989
29	Kassulke, Karl, DB, Drake	1963-72
48	Katula, Matt, LS, Wisconsin	2011
27	Kease, Jayton, S, Clemson	2016-17
7	Keenum, Case, QB, Houston	2017
39	Kellar, Mark, RB, No. Illinois	1976-78
25	Kelly, Eric, CB, Kentucky	2001-03
61	Kelly, Lewis, T, South Carolina St.	2001-03
54	Kendricks, Eric, LB, UCLA	2015-17
73	Kennedy, Jimmy, DT, Penn State	2008-10
83	Kent, Joe, WR, Tennessee	2000
67	Kein, Zac, C, Toledo	2015-16
43	Keys, Brady, CB, Colorado St.	1967
80	Kidd, Keith, WR, Arkansas	1987
95	Killings, Cedric, DT, Carson-Newman	2002-03
3	King, Caleb, RB, Georgia	2011
24	King, Phil, RB, Vanderbilt	1965-66
89	Kingsinger, Doug, TE, Minnesota	1973-75
36	Kirby, John, LB, Nebraska	1964-68
25	Kirksey, William, LB, Southern Miss.	1990
40/85	Kleinasser, Jim, TE/FB, No. Dakota	1999-11
4/5	Klueke, Chris, P, UCLA	2005-12
25	Knoff, Kurt, S, Kansas	1979-82
68	Koch, Greg, G, Arkansas	1979-82
96	Koldziej, Ross, Wisconsin	2006
26	Kosens, Terry, S, Hofstra	1963
89	Kramer, Kent, TE, Minnesota	1969-70
9	Kramer, Tommy, QB, Rice	1977-89
22	Krause, Paul, S, Iowa	1968-79
10	Kropog, Troy, G, Tulane	2012
5	Krueger, David, QB, Northern Michigan	1987
L L L		
59	Lacey, Bob, C, North Carolina	1964
26	Lacey, Jacob, CB, Oklahoma State	2013
63	Lacina, Corbin, G, Augustana	1999-02
21	Lamson, Chuck, S, Wyoming	1962-63
19	Lamur, Emmanuel, LB, Kansas State	2016-17
58	Langer, Jim, C, South Dakota St.	1980-81
52	Lapham, Bill, C, Iowa	1961
77	Larsen, Gary, DT, Concordia	1965-74
82	Lash, Jim, WR, Northwestern	1973-76
66	Lawson, Steve, G, Kansas	1973-75
51	Leber, Ben, LB, Kansas State	2006-10
80	LeCount, Terry, WR, Florida	1979-83; 87
32	Lee, Camp, RB, Florida State	1994-96
19	Lee, Bob, QB/P, Pacific	1969-72; 75-78
19	Lee, Carl, CB, Marshall	1983-93
57	Leman, J, LB, Illinois	2009
50	Leo, Jim, DE, Cincinnati	1961-62
31	Lester, Darrell, RB, McNeese St.	1964
49	Lewis, Dave, RB, Northern Iowa	1987
17	Lewis, Greg, WR, Illinois	2009-10
87	Lewis, Leo, WR, Missouri	1981-91
43	Liddiard, Brody, TE/LS, Colorado	2001-03
73	Linden, Errol, T, Houston	1962-65
61/62	Lindsay, Everett, OL, Mississippi	1993-98; 2001-03
21	Lindsey, Jim, RB, Arkansas	1966-72
48	Line, Zach, FB, SMU	2013-15
76	Lingenfelter, Bob, T, Nebraska	1978
55	Livingston, Cliff, LB, UCLA	1962
13	Livingston, Mike, QB, SMU	1980
6	Liwiński, Chris, T/JC, Indiana	1998-05
71	Loadholt, Phil, T, Oklahoma	2009-15
12/18	Locke, Jeff, P, UCLA	2013-16
46	Loeffler, Cullen, LS, Texas	2014
8	Long, Jake, T, Michigan	2016
8	Longwell, Ryan, K, California	2006-11
38	Louallen, Fletcher, S, Livingston	1987
75/73/Loe	DeMarcus, OT, Arkansas	2011-12
23	Love, Terry, S, Murray State	1987
63	Lowdermilk, Kirk, C, Ohio State	1985-92
25	Love, Omar, S, Washington	2004
57	Luce, Derrel, LB, Baylor	1979-80
75	Lurtsema, Bob, DE, West. Michigan	1971-76
27	Lush, Mike, S, East Stroudsburg	1986
35	Lynch, James, FB, Maryland	2003
96	Lyon, Billy, DL, Marshall	2003
M M M		
71	MacDonald, Mark, G, Boston Coll.	1985-88
46	Mackbee, Earsell, CB, Utah St.	1965-69
69	Malano, Mike, G, San Diego St.	2002
75	Manley, James, DT, Vanderbilt	1996-97
7	Mann, Maurice, WR, Washington	2006
4	Manning, Archie, QB, Mississippi	1983-84
91	Manusky, Greg, LB, Colgate	1991-93

49	Marinano, Ed, RB, Cornell	1972-75
70	Marshall, Jim, DE, Ohio State	1961-79
48	Marshall, Larry, S, Maryland	1974
55	Martin, Amos, LB, Louisville	1972-76
89	Martin, Billy, TE, Georgia Tech	1968
56/94/98/57	Martin, Chris, LB, Auburn	1984-88
79	Martin, Doug, DE, Washington	1980-89
90	Martin, Steve, DT, Missouri	2004
20	Mason, Tommy, RB, Tulane	1961-66
66	Maurer, Andy, G, Oregon	1974-75
56	Mauri, Michael, LB, Penn State	2013-14
5	May, Chad, QB, Kansas State	1995
89	May, Marc, TE, Purdue	1987
35	Mayberry, Doug, RB, Utah St.	1961-62
23	Mayes, Mike, CB, LSU	1991
53	Mayes, Kivusuma, LB, North Carolina	1998-99
73	Mayes, Stafford, DT, Washington	1987-88
31/21	McCauley, Marcus, CB, Fresno St.	2007-08
33	McClanahan, Brent, RB, Arizona St.	1973-80
96	McClendon, Skip, DE, Arizona St.	1992
15	McCormick, John, QB/P, Massachusetts	1962
84/80	McCullum, Sam, WR, Montana St.	1974-75; 82-83
67	McCurry, Mike, G, Indiana	1987
58	McDaniel, Ed, LB, Clemson	1992-01
64	McDaniel, Randall, G, Arizona St.	1988-99
47	McDermott, Kevin, LS, UCLA	2015-17
88	McDonald, Mardy, WR, Mississippi St.	1981-83
34	McDonald, Ramos, CB, New Mexico	1998-99
69	McElhenry, Hugh, RB, Washington	1961-62
60	McElroy, Reggie, T, West Texas St.	1994
55	McGill, Mike, LB, Notre Dame	1968-70
37	McGriggs, Lamar, S, West. Illinois	1993-94
86	McKeever, Martin, TE, USC	1967
58	McKenzie, Tyronne, LB, South Florida	2012
67	McKinnie, Bryant, T, Miami (Fla.)	2002-10
21/31	McKinnon, Jerick, RB, Georgia Southern	2014-17
9	McMahon, Jim, QB, BYU	1993
26	McMillian, Audray, CB, Houston	1989-93
12	McMullen, Billy, WR, Virginia	2006
56	McNabb, Donovan, QB, Syracuse	2011
12	McNeil, Tom, P, Stephen F. Austin	1970
54	McNeill, Fred, LB, UCLA	1974-85
60	McQuaid, Dan, T, UNLV	1988
32	McWatters, Bill, RB, North Texas	1959
87	McWilliams, Johnny, TE, USC	2004
53	Meambar, Tim, LB, Washington	1985
18	Merced, Mike, K, Arizona St.	1961-62
57	Merrillweather, Mike, LB, Pacific	1989-92
56	Meylan, Wayne, LB, Nebraska	1970
68	Micheal, Phil, DE, Wisconsin-Platteville	1987
21	Michell, Tom, RB, East Carolina	1964
44	Middleton, Dave, WR, Auburn	1961
75	Millard, Keith, DT, Washington St.	1985-91
55/59	Miller, Corey, LB, South Carolina	1999
87	Miller, Kevin, WR, Louisville	1978-80
5	Miller, Larry, QB, Northern Iowa	1987
51	Miller, Robert, RB, Kansas	1975-80
14	Miller, Romano, QB, Mississippi	2001
64	Million, Ted, G, Duke	1987
45	Mills, Garrett, TE, Tulsa	2007-09
45	Mills, John Henry, FB, Wake Forest	1999
21	Mincy, Charles, S, Washington	1995
52	Mitchell, Jayme, DE, Mississippi	2006-10
55	Mitchell, Marvin, LB, Tennessee	2012-13
68	Mitchell, Mel, G, Tennessee St.	1980
71	Mittrione, Matt, DT, Purdue	2005
79	Mixon, Kenny, DE, LSU	2002-04
90	Molden, Fred, DT, Jackson State	1987
44	Monty, Pete, LB, Wisconsin	2001
1	Moore, Warren, QB, Washington	1994-96
45	Moore, Leonard, RB, Jackson St.	1987
36	Moore, Manfred, RB, USC	1977
30	Moore, Mawelde, RB, Tulane	2004-07
91	Moore, Zach, DE, Concordia-St. Paul	2015
89	Morgan, David, TE, Texas-San Antonio	1969-71
31	Morgan, Don, S, Nevada-Reno	2009-10
35	Morrell, Kyle, S, BYU	1985-86
40	Morris, Jack, CB, Oregon	1961



Phil Loadholt

68	Morris, Mike, C, NE Missouri St.	1991-99
33	Morrow, Harold, RB, Auburn	1996-02
86	Mosley, C.J., Missouri	2005
77	Moss, Eric, OL, Ohio State	1970
84	Moss, Randy, WR, Marshall	1998-04; 10
24	Mostardi, Rich, S, Kent State	1961
86	Mulakey, Mike, TE, Florida	1983-88
77	Mullaney, Mark, DE, Colorado St.	1975-87
27	Munnery, Captain, CB, South Carolina	2014-16
31	Munsey, Nelson, CB, Wyoming	1978
88	Murphy, Fred, TE, Georgia Tech	1961
68	Murphy, Kevin, T, Harvard	2013
19	Murphy, Wo, WR, Idaho	1999
3	Murray, Eddie, K, Tulane	1997
25	Murray, Latavius, RB, Central Florida	2017
74	Myers, Frank, T, Texas A&M	1978-80
N N N		
59/55	Najarian, Pete, LB, Minnesota	1987
15	Nance, Martin, WR, Miami (OH)	2006
59	Nattiel, Mike, LB, Florida	2003-04
28	Ned, Larry, RB, San Diego State	2003-04
17	Nelson, Ben, WR, Saint Cloud State	2004
1	Nelson, Chuck, K, Washington	1986-88
20	Nelson, Darin, RB, Stanford	1982-89; 91-92
32	Nelson, David, RB, Heidelberg	1984
56	Nelson, Jim, Penn State	2000-02
38	Nelson, Rhett, CB, Colorado State	2003-04
53	Newbill, Richard, LB, Miami (Fla.)	1990
52	Newman, Keith, LB, North Carolina	2004-05
86	Newman, Pat, WR, Utah State	1990
23	Newman, Terence, CB, Kansas State	2015-17
18	Neswome, Harry, P, Wake Forest	1990-93
86	Newton, Tim, DT, Florida	1985-89
71	Niehaus, Steve, DT, Notre Dame	1979
79	Nix, Roosevelt, DT, Central State	1994
99	Noga, Al, DE, Hawaii	1988-92
40	Nord, Keith, S, St. Cloud St.	1979-85
97	Norman, Tony, DE, Iowa State	1987
90	Norman, Gabe, DE/LB, LSU	2000
85	Novoselsky, Brent, TE, Pennsylvania	1989-94
O O O		
89	Obee, Terry, WR, Oregon	1991
74	O'Brien, Dave, G, Boston Coll.	1963-64
96	O'Neal, Andre, LB, Marshall	2005
7	O'Sullivan, J.T., QB, Cal-Davis	2001
24	Offord, Willie, S, South Carolina	2002-05
55	Onatolu, Kenny, LB, Nebraska-Omaha	2009-11
69	Or, Frank, C, Northern Iowa	1987
31	Osborne, Clancy, LB, Arizona St.	1961-62
44	Osborn, Dave, RB, North Dakota	1965-75
44	Overbaugh, Jeff, LS, San Diego St.	2017
89/49/45	Owens, Richard, TE, Louisville	2004-06
P P P		
88	Page, Alan, DT, Notre Dame	1967-78
24	Page, Jarad, S, UCLA	2011
22	Palmer, David, WR, Alabama	1999-00
51	Palmer, Mitch, LS, Colorado State	2000
72	Parker, Anthony, CB, Arizona State	1992-94
81	Parks, Rickey, WR, Ark.-Pine Bluff	1987
40	Parshall, Doug, RB, North Carolina	1980-81
84	Patterson, Cordellare, WR, Tennessee	2013-16
74	Patterson, Jerry, DT, Nebraska	1971
95	Paup, Bryce, DE, Northern Iowa	2000
41	Paymah, Karl, CB, Washington State	2009
31	Payton, Eddie, RB, Jackson State	1980-82
24	Pearson, Jayce, S, Washington	1993
66	Pentecost, John, G, UCLA	1967
66	Perreault, Pete, G, Long Beach State	1971
21	Perry, Jason, S, North Carolina State	2002
22	Pesonen, Dick, CB, Minnesota-Duluth	1961
28	Peterson, Adrian, RB, Oklahoma	2007-16
66	Peterson, Ken, C, Utah	1961
28	Phillips, Anthony, CB, Texas A&M-Kingsville	1998
30	Phillips, Bobby, RB, Virginia Union	1995
82	Phillips, Jim, WR, Auburn	1965-67
75/79/91	Phillips, Joe, DT, SMU	1986; 99
22	Pinner, Artose, RB, Kentucky	2006
86	Ploger, Kurt, DT, Gustavus Adolphus	1987
86	Poly, Ray, TE, Texas	1963
29	Poti, Randy, S, Stanford	1974
7	Ponder, Christian, QB, Florida St.	2011-14
52	Porter, Ron, LB, Idaho	1973
24	Powell, Art, WR, San Jose St.	1968
83	Powers, John, TE, Notre Dame	1966
27	Prater, Shaun, CB, Iowa	2013-15
30	Prentice, Travis, RB, Miami (Ohio)	2001
79	Prestel, Jim, DT, Idaho	1961-65
39	Price, Jabari, CB, North Carolina	2014-16
40	Prior, Anthony, CB, Washington St.	1996-97
28	Provost, Ted, CB, Ohio State	1970
83	Pruitt, MyCole, TE, Southern Illinois	2015-16
66	Pyle, Palmer, G, Michigan St.	1964
Q Q Q		
4	Quigley, Ryan, P, Boston College	1987
92	Quinn, Kelly, LB, Michigan	2017
R R R		
64	Rabold, Mike, G, Indiana	1961-62

60	Rodovich, Drew, T, USC	2008
9	Ramsey, Patrick, QB, Tulane	2010
93	Randall, John, DT, Texas A&I	1990-00
34	Randolph, Al, CB, Iowa	1973
28	Rashad, Ahmad, WR, Oregon	1976-82
52	Rasmussen, Randy, G, Minnesota	1987-89
30/41	Raymond, Mistral, S, South Florida	2011-14
11	Reaves, John, QB, Florida	1979
22	Redwine, Jarvis, RB, Nebraska	1981-83
7	Reed, Bob, RB, Pacific	1962-63
1	Reed, D'Aundre, DE, Arizona	2011-12
86	Reed, Jake, WR, Grambling	1991-99/01
32	Reed, Oscar, RB, Colorado St.	1968-74
73	Rehder, Tom, G, Notre Dame	1992
89	Reichow, Jerry, WR, Iowa	1961-64
83/89	Reisner, Allen, TE, Iowa	2011-12
56	Reilly, Mike, LB, Iowa	1969
67/74	Remmers, Mike, T, Oregon State	2013-17
14	Renfro, Gilbert, QB, Tennessee St.	1990
19	Rentzel, Lance, WR, Oklahoma	1965-66
7	Revez, Fud, K, Tennessee	1990-95
82	Reynaud, Darius, WR, West Virginia	2008-09
29	Rhodes, Xavier, CB, Florida State	2013-17
88	Rhymes, Buster, WR, Oklahoma	1985-87
1	Ricardo, Benny, K, San Diego St.	1983
36	Rice, Allen, RB, Baylor	1984-90
13	Rice, Sidney, WR, South Carolina	2007-10
89	Richardson, Greg, WR, Alabama	1987-88
5	Richardson, Kyle, P, Arkansas St.	2002
49	Richardson, Tony, FB, Auburn	2006-07
78	Riley, Steve, T, USC	1974-84
19	Robbins, Fred, DT, Wake Forest	2000-03
51	Robinson, Edmond, LB, Newberry	2015-16
65	Robinson, Gerald, DE, Auburn	1986-87
21	Robinson, Josh, CB, Central Florida	2012-15
18	Robinson, Koren, WR, N.C. State	2005
87	Robinson, Marcus, WR, So. Carolina	2004-06
96	Robinson, Brian, DE, Texas	2007-17
6	Rodenhausen, Mark, C, Illinois St.	1989
29	Rogers, Chris, CB, Howard	1999
58	Rogers, Nick, LB, Georgia Tech	2002-03
76	Roller, Dave, DT, Kentucky	1979-80
47	Rose, George, CB, Auburn	1964-66
2/18	Rosenfels, Sage, QB, Iowa St.	2009-11
75	Rosenthal, Mike, T, Notre Dame	1985-86
28	Rosnage, Ted, S, Portland St.	2003-07
37	Ross, Derek, CB, Ohio St.	2004
68	Rouse, Curtis, G, Tenn.-Chattanooga	1982-86
89	Rowe, Ray, TE, San Diego State	1984-86
47	Rowland, Justin, CB, Tex. Christian	1961
54	Rubke, Karl, LB, USC	1961
57	Rudd, Dawyne, LB, Alabama	1997-00
82	Rudolph, Kyle, TE, Notre Dame	2011-17
65	Ruether, Mike, C, Texas	1994
75	Russ, Pat, DT, Purdue	1963
27	Russell, Brian, S, San Diego State	2002-04
48	Rutland, Reggie, CB, Georgia Tech	1987-92
12	Salisbury, Sean, QB, USC	1990-94
7	Sams, Ron, C, Pittsburgh	1984
89	Sanders, Ken, DE, Howard Payne	1980-81
3	Sanford, Jamaica, S, Mississippi	2009-14
24	Sapp, Benny, CB, Northern Iowa	2008-09, '11
78	Sapp, Bob, G, Washington	1997-98
9	Sauer, Craig, LB, Minnesota	2000
7	Sawyer, Talanah, DE, UNLV	1999-03
4	Saxon, Mike, P, San Diego St.	1994-95
8	Scardina, John, T, Lincoln	1987
8	Schenk, Ed, TE, Central Florida	1987
68	Schmidt, Roy, G, Long Beach St.	1968
54	Schmitz, Bob, LB, Montana	1966
58	Schnelker, Bob, TE, Bowling Green	1961
60	Schreiber, Adam, C, Texas	1990-93
53	Schultz, Jeff, LB, Minnesota	1986
76	Schwartz, Geoff, G, Oregon	2012
41	Scott, Carey, CB, Kentucky St.	2002
98	Scott, Darrion, DE, Ohio St.	2004-07
50	Scott, Randy, LB, Alabama	1987
38	Scott, Todd, S, SW Louisiana	1991-94
13	Scribner, Bucky, P, Kansas	1987-89
60	Seelsky, Ron, C, North Central	1987
34	Sendejo, Andrew, S, Rice	2011-17
57	Sendein, Robin, LB, Texas	1981-84
81	Senser, Joe, TE, West Chester St.	1979-84
29	Sengawa, Wassava, CB, UCLA	2000-01
54	Sharokman, Ed, CB, Pittsburgh	1962-78
42	Sharper, Darren, S, William & Mary	2005-08
14	Shaw, George, QB, Oregon	1961
53	Shaw, Terrance, CB, S.F. Austin	2004
73	Shay, Jerry, DT, Purdue	1966-67
74	Shepherd, Austin, T, Alabama	2015
53	Sheppard, Ashley, LB, Clemson	1993-95
29	Sheppard, Lito, CB, Florida	2010-17
53	Sherels, Marcus, CB, Minnesota	2010-17
43	Sherman, Will, WR, St. Mary's	1961
81	Shiancoe, Visanthe, TE, Morgan State	2007-11
77	Shields, Lebron, DE, Tennessee	1961
82/86	Shuler, Mickey, TE, Penn State	2010-11

50	Siemon, Jeff, LB, Stanford	1972-82
69	Simkus, Arnold, DT, Michigan	2010
75	Simpson, Howard, T, Auburn	1964
81	Simpson, Jerome, WR, Coastal Carolina	2012-14
57	Sims, William, LB, SW Louisiana	1994
78/75	Sirles, Jeremiah, T, Nebraska	2015-17
9	Sisson, Scott, K, Georgia Tech	1996
35	Slaton, Mark, S, South Dakota	1987
1	Sloter, Kyle, QB, Northern Colorado	2017
74	Smiley, Larry, DE, Texas Southern	1973
71	Smith, Andre, T, Alabama	2016
30	Smith, Cedric, RB, Florida	1990
25	Smith, Daryl, CB, North Alabama	1989
24	Smith, Dwight, S, Akron	2006-07
95/92	Smith, Fernando, DE, Jackson St.	1994-97, 00
87	Smith, Gordon, TE, Missouri	1961-65
91	Smith, Greg, DT, Kansas	1984
22	Smith, Harrison, S, Notre Dame	2012-17
43	Smith, Jim, RB, Elon	1987
50	Smith, Khreem, DE, Oklahoma State	2006
32	Smith, Lyman, DT, Duke	1978
37	Smith, Ontario, RB, Oregon	2002-05
57	Smith, Raonall, LB, Washington State	2003-06
26/20	Smith, Robert, RB, Ohio State	1993-00
31	Smith, Robert, DE, Grambling	1985
47	Smith, Rod, CB, Notre Dame	1996
83	Smith, Rodney, WR, Florida State	2013-14
74	Smith, Steve, DE, Michigan	1968-70
40	Smith, Wayne, CB, Purdue	1987
27/21	Smoot, Fred, CB, Mississippi State	2005-06
16	Snead, Norn, QB, Wake Forest	1971
44	Snider, Matt, FB, Richmond	2001
69	Solomon, Aaron, G, Colorado	1996
54	Solomon, Jesse, LB, Florida State	1986-89
31	Spencer, Willie, RB, no college	1976
44/45	Stackhouse, Charles, FB, Mississippi	2003
34	Starks, Tim, CB, Kent State	1987
82	Steele, Robert, WR, North Alabama	1979
26	Steeple, Robert, CB, Memphis	2013
52	Stein, Bob, LB, Minnesota	1975
3	Stenerud, Jan, K, Montana St.	1984-85
74	Stensrud, Mike, DT, Iowa State	1986
73	Stepanek, Joe, DT, Minnesota	1987
37	Stephen, Shamari, DT, Connecticut	2017
95	Stephens, Mac, LB, Minnesota	1991
77	Steussie, Todd, T, California	1994-00
28	Stewart, James, RB, Miami (Fla.)	1995
95	Stewart, Mark, LB, Washington	1983-84
27	Stills, Ken, S, Wisconsin	1990
82	Stonebreaker, Steve, LB/TE, Detroit	1962-63
94	Strauthers, Thomas, DE, Purdue	1989-91
53	Strickland, Fred, LB, Purdue	1993
77	Stringer, Corey, T, Ohio State	1995-00
54	Studdwell, Scott, LB, Illinois	1977-90
66	Sullivan, John, C, Notre Dame	2008-15
26	Summer, Charlie, CB, Wm. & Mary	1961-62
64	Sunde, Milt, G, Minnesota	1964-74
69	Superdome, Doug, DT, Superior St.	1971-81
72	Surver, Archie, T, Illinois	1965-67
57	Sutcher, Paul, DT, Cal-Poly SLO	1984
52	Svain, Bill, LB, Oregon	1964
29	Svain, John, CB, Miami	1981-84
67	Swiley, Dennis, C, Texas A&M	1977-83, 85-87
38	Tahiri, Naufahu, FB, BYU	2006-10
55	Talley, Darryl, LB, West Virginia	1996
44	Tapeh, Thomas, FB, Minnesota	2008
10	Tarkenton, Fran, QB, Georgia	1961-66, 72-78
33	Tate, Ben, RB, Auburn	1970
21/83	Tate, Robert, CB/WR, Cincinnati	1997-01
33	Tatman, Pete, RB, Nebraska	1967
66	Tausch, Terry, G, Texas	1982-88
29	Taylor, Chester, RB, Toledo	2006-09
90	Taylor, Eric, DE, Memphis	2005
89	Taylor, Travis, WR, Florida	2005-06
32	Teal, Willie, CB, LSU	1980-86
67	Teeter, Mike, DT, Michigan	1991
46	Tennell, Derek, TE, UCLA	1999-01
27	Thibodeaux, Keith, CB, Northwestern St.	1992-93
19	Thielen, Adam, WR, Minnesota State	2014-17
35	Thomas, Andre, RB, Mississippi	1987
51	Thomas, Broderick, LB, Nebraska	1995
54/55	Thomas, Dontarious, LB, Auburn	2004-08
47	Thomas, Henry, DT, LSU	1987-94
42/43	Thomas, Orlando, S, SW Louisiana	1995-01
94	Thornton, John, DT, Cincinnati	1993
87/83	Tice, Mike, TE, Maryland	1992-93, 95
74	Tilleman, Mike, DT, Montana	1966
53	Tingelhoff, Mick, C, Nebraska	1962-78
51	Tony, Dave, LB, Oregon	1966-67
29	Toddman, Jordan, RB, Connecticut	2011
13	Torretta, Cino, QB, Miami (Fl.)	1993
41	Tratnau, Justin, DE, Florida	2013-16
11	Treadwell, Laquon, WR, Mississippi	2016-17
32	Triplet, Mel, RB, Toledo	1961-62
32	Trolove, Tony, RB, Livingston	1987
89	Truitt, Olanda, WR, Mississippi St.	1993
59	Trusnick, Jason, LB, Ohio Northern	2015



Esera Tualo

98/95	Tualo, Esera, DT, Oregon St.	1992-96
38	Tucker, Bob, TE, Bloomsburg St.	1977-80
27	Turner, John, S, Miami	1978-83; 85, 87
24	Turner, Maurice, RB, Utah St.	1984-85
61	Turner, Mike, T, Louisiana St.	1987
U U U		
95	Udeze, Kenechi, DE, USC	2004-08
53	Ulmer, Artie, LB, Valdosta St.	1997
V V V		
11/15	VanderKelen, Ron, QB, Wisconsin	1963-67
37	Vanhorse, Sean, CB, Howard	1996
25	Vargo, Larry, S, Detroit	1964-65
69	Vaughn, Ruben, DT, Colorado	1984-85
71	Vella, John, T, USC	1980
63	Vellone, Jim, G, USC	1966-70
83	Voigt, Stu, TE, Wisconsin	1970-80
W W W		
88	Waddy, Bill, WR, Colorado	1984
19	Wade, Bobby, WR, Arizona	2007-08
31	Wagner, Dan, S, Kansas	1984
54	Walters, Van, LB, Indiana	1992
39	Walden, Bobby, P, Georgia	1964-67
49	Walker, Adam, RB, Carthage	1987
26	Walker, Denard, CB, LSU	2003
41	Walker, Frank, CB, Tuskegee	2010
34	Walker, Herschel, RB, Georgia	1989-91
6	Walker, Jay, QB, Howard	1996-97
93	Walker, Jimmy, DT, Arkansas	1987
25	Wallace, Jackie, CB, Arizona	1975
11	Wallace, Mike, WR, Mississippi	2013
3	Walsh, Blair, K, Georgia	2012-16
81	Walsh, Chris, WR, Stanford	1994-02
82	Walters, Troy, WR, Stanford	2000-01
72	Ward, John, G/DT, Oklahoma State	1970-75
59	Warwick, Lonnie, LB, Tenn. Tech	1965-72
20	Washington, Dewayne, CB, N.C. State	1994-97
84	Washington, Gene, WR, Michigan State	1967-72
80	Washington, Harry, WR, Colorado State	1978
56	Washington, Keith, DE, UNLV	1995
58	Watts, Brandon, LB, Georgia Tech	2014-15
26	Waynes, Trae, CB, Michigan State	2015-17
69/73	Webb, J. Marcus, T, West Texas A&M	2013-14
14	Webb, Joe, QB/WR, UAB	2010-13
68	Webster, Kevin, C, Northern Iowa	1987
32	Welbome, Tripp, S, Michigan	1992
66	Welch, Thomas, T, Vanderbilt	2010
15	Wells, Mike, QB, Illinois	1973-74
72	Wentworth, Austin, G, Fresno State	2014
40	West, Charlie, S, Texas-El Paso	1968-73
35	West, Ronnie, WR, Pittsburgh State	1992
92	Westbrooks, David, DE, Howard	1990
37	Wheeler, Leonard, CB, Troy St.	1997
62	Whitaker, Danta, TE, Miss. Valley State	1992
27	Whitaker, Ronyell, CB, Virginia Tech	2006-07
62	White, Brad, DT, Tennessee	1987
62	White, Ed, G, California	1969-77
72	White, James, DT, Oklahoma State	1976-83
77	White, Jose, DT, Howard	1995
85	White, Sammy, WR, Grambling	1976-86
65	Whittle, Jason, C, SW Missouri State	2006
85	Wiggins, Jermaine, TE, Georgia	2004-06
41	Wilcott, Solomon, S, Colorado	1991
94	Wiley, Chuck, DE, LSU	2002-04
82	Williams, A.D., WR, Pacific	1961
78	Williams, Ben, DE, Minnesota	1998
29	Williams, Brian, CB, North Carolina State	2002-05
23	Williams, Jeff, RB, Oklahoma State	1966
58	Williams, Jimmy, LB, Nebraska	1990-91
93	Williams, Kevin, DT, Oklahoma St.	2003-13
20	Williams, Madieu, S, Maryland	2008-10
21/20	Williams, Moe, RB, Kentucky	1996-00; 02, 05
94	Williams, Pat, DT, Texas A&M	2005-10
25	Williams, Tank, S, Stanford	2006-07
94	Williams, Tony, DT, Memphis	1997-00
44	Williams, Walt, CB, New Mexico St.	1981-82

19/82 Williamson, Troy, WR, So. Carolina	2005-07
80 Willis, Leonard, WR, Ohio State	1976
59/54 Wilson, Antonio, LB, TX AGM-Comm.	2000-02
27 Wilson, Brett, RB, Illinois	1987
24 Wilson, David, S, California	1992
50 Wilson, Eric, LB, Cincinnati	2017
24 Wilson, Tom, RB, no college	1963
11 Wilson, Wade, QB, East Texas St.	1981-91
45 Wilson, Wayne, RB, Shepherd	1986
26 Winfield, Antoine, CB, Ohio St.	2004-12
36 Winfrey, Carl, LB, Wisconsin	1971
60 Winston, Roy, LB, LSU	1962-76
29 Wise, Phil, S, Nebraska-Omaha	1977-79
79 Wisne, Jerry, T, Notre Dame	2001
60 Withrow, Cory, C, Washington St.	1999-05
44 Wofford, James, RB, UNLV	2002
73 Wolfey, Craig, G, Syracuse	1990-91

33 Womack, Jeff, RB, Memphis St.	1987
52 Wong, Kailee, LB, Stanford	1998-01
5 Wood, Mike, P, Missouri State	1978
99 Wootton, Corey, DE, Northwestern	2014
23 Word, Barry, RB, Virginia	1993
95 Worthen, Shawn, DT, TCU	2001
59 Wright, Fearon, LB, Rhode Island	2001
22 Wright, Felix, S, Drake	1991-92
17 Wright, Jarluis, WR, Arkansas	2012-17
23 Wright, Jeff, S, Minnesota	1971-78
20 Wright, Kenny, CB, Northwestern St.	1999-01
43 Wright, Nate, CB, San Diego St.	1971-80
97 Wynn, Ellis, DT, Mississippi St.	2008
3 Wynn, Spurgeon, QB, SW Texas St.	2001
Y Y Y	
91 Yakovonis, Ray, DT, E. Stroudsburg	1980-83
66 Yankey, David, G, Stanford	2014

73 Yary, Ron, T, USC	1968-81
50 Yates, Max, LB, Marshall	2003-04
34 Young, Albert, RB, Iowa	2009-10
34 Young, Jim, RB, Queens Ontario	1965-66
34 Young, Rickey, RB, Jackson St.	1978-83
72 Youssef, Frank, T, Minnesota	1961-62
Z Z Z	
51 Zaubrecher, Godfrey, C, LSU	1971-73
65 Zimmerman, Gary, T, Oregon	1986-92

VIKINGS ALL-TIME GAMES PLAYED/STARTED

Regular Season Games			
Player	Pos.	Years	Played/Started
Jim Marshall	DE	1961-79	270/270
Mick Tingelhoff	C	1962-78	240/240
Fred Cox	K	1963-77	210/0
Carl Eller	DE	1964-78	209/201
Scott Studwell	LB	1977-90	202/160
Ron Yary	T	1968-81	199/180
Grady Alderman	T	1961-74	194/178
Randall McDaniel	G	1988-99	190/188
Roy Winston	LB	1962-76	190/160
Tim Irwin	T	1981-93	188/181
Cris Carter	WR	1990-01	188/177
Jim Kleinsasser	TE	1999-01	181/130
Steve Jordan	RB	1962-74	180/111
John Randle	DE	1962-74	178/149
John Randle	DE	1961-66, '72-78	177/171
John Randle	DE	1990-00	176/150
Brian Robison	DE	2007-17	173/103
Kevin Williams	DT	2003-13	171/171
Paul Krause	S	1968-79	171/150
Cullen Leffler	LS	2004-14	171/0
Carl Lee	CB	1983-93	169/144
Alan Page	DE	1967-78	160/157
Matt Blair	LB	1974-85	160/130
Bobby Bryant	CB	1968-80	160/128
Fred McNeill	LB	1974-85	157/121
Wally Hilgenberg	LB	1968-79	157/116
Jeff Siemon	LB	1972-82	156/149
David Greenway	LB	2007-16	156/144
Chris Doleman	DE	1985-93, '99	154/142
David Dixon	G	1994-04	152/134
Mark Mullaney	DE	1975-87	151/97
Matt Birk	C	1998-08	146/123
Milt Sundt	G	1964-74	146/113
Mike Morris	LS	1991-99	144/0
Ed Sharokman	CB	1961-72	141/126
Leo Lewis	WR	1981-91	140/50
Dennis Swilley	C	1977-83, '85-87	139/101
Steve Riley	T	1974-84	138/128
Joey Browner	S	1983-91	138/115
Greg Coleman	P	1978-87	138/0
Doug Sutherland	DT	1971-80	136/90
Gary Larsen	DT	1965-74	135/115

Dave Osborn	RB	1965-75	135/69
Jake Reed	WR	1991-99, '01	134/83
Chris Walsh	WR	1994-02	134/4
Anthony Carter	WR	1985-93	133/126
Bryant McKinnie	T	2002-10	132/131
Karl Kasulke	S	1963-72	131/117
Stu Voigt	TE	1970-80	131/80
Darrin Nelson	RB	1982-89, '91-92	129/67
Paul Dickson	DT	1961-70	128/83
David Huffman	OL	1979-83, '85-90	128/22
Sammy White	WR	1976-86	127/117
Sammy Kramer	QB	1977-89	127/100
Chris Klumke	P	2005-12	127/0
Doug Martin	DE	1980-89	126/94
Nate Wright	CB	1971-80	126/89
Ed McDaniel	LB	1992-01	125/100
E.J. Henderson	LB	2003-11	125/105
Adrian Peterson	RB	2007-15	123/116
Ed White	C	1969-77	122/95
Everson Griffen	DE	2010-17	121/63
Antoine Winfield	CB	2004-12	119/115
Wes Hamilton	C	1976-85	119/93
Robert Griffith	S	1994-01	119/88
Henry Thomas	DT	1987-94	118/117
Tommy Hanson	S	1977-84	117/103
Moe Williams	RB	1996-00, '02-05	117/10
James White	DT	1976-83	116/77
Kirk Lueddemick	C	1985-92	114/86
Randy Moss	WR	1998-04, '10	113/108
Todd Stuessie	T	1994-00	111/111
Jim Hough	G	1978-86	111/78
John Sullivan	C	2008-15	109/93
Gary Zimmerman	T	1986-92	108/108
Alfred Anderson	RB	1984-91	108/71
Marcus Sherels	CB	2010-17	108/6
Joe Berger	C/G	2011-17	107/64
Everett Lindsay	OL	1993-98, '01-03	104/31
Ted Brown	RB	1979-86	104/75
Randy Holloway	DE	1978-84	103/31
John Turner	DB	1978-83, '85, '87	101/70
Jeff Christy	C	1993-99	101/92
Hassan Jones	WR	1986-92	100/55

GAMES STARTED BY ROOKIES (1961-77: 14 GAME SEASONS, 1978-PRESENT: 16 GAMES)

Player	Pos.	Year	Acquired	Starts
Gary Zimmerman	T	1986	FA (USFL)	16
Todd Stuessie	T	1994	D1a (19)	16
Dewayne Washington	CB	1994	D1a (18)	16
Kevin Williams	DT	2003	D1 (9)	16
Matt Kalil	T	2012	D1a (4)	16
Harrison Smith	S	2012	D1b (29)	16
T.J. Clemmings	T	2015	D4 (110)	16
Anthony Carter	WR	1985	FA (USFL)	15
Randall McDaniel	G	1988	D1 (19)	15
Korey Stringer	T	1995	D1b (24)	15
Kenechi Udezue	DE	2004	D1 (20)	15
Phil Loadholt	T	2009	D2 (54)	15
Rip Hawkins	LB	1961	D2 (15)	14
Chuck Lamson	S	1962	D4 (43)	14
Mick Tingelhoff	C	1962	FA	14
Lee Calland	CB	1963	FA	14
Paul Flatley	WR	1963	D4 (44)	14
Carl Eller	DE	1964	D1 (6)	14
Sammy White	WR	1976	D2 (54)	14
Alfred Anderson	RB	1984	D3 (67)	14
Tim Newton	DT	1985	D6 (164)	14
Pat Elflein	C	2017	D3 (70)	14
George Rose	CB	1964	D3 (34)	13
Jackie Wallace	CB	1973	D2 (34)	13

Chris Doleman	LB	1985	D1b (4)	13
Chris Hovan	DT	2000	D1 (26)	13
Michael Bennett	RB	2001	D1 (27)	13
Karl Kasulke	S	1963	W (Det)	12
Hal Bedsole	TE	1964	D2 (19)	12
Doug Davis	T	1966	D5a (72)	12
Henry Thomas	DT	1987	D3 (72)	12
Everett Lindsay	OL	1993	D5 (133)	12
Andrew Jordan	TE	1994	D6 (179)	12
Derrick Alexander	DE	1995	D1a (11)	12
Kenny Wright	CB	1999	D4a (120)	12
Anthony Barr	LB	2014	D1a (9)	12
Teddy Bridgewater	QB	2014	D1b (32)	12
Alan Page	DT	1967	D1 (15)	11
Chuck Foreman	RB	1973	D1 (12)	11
Frank Myers	T	1978	FA	11
Orlando Thomas	S	1995	D2 (42)	11
Randy Moss	WR	1998	D1 (21)	11
Eric Kelly	CB	2001	D3 (69)	11
Nick Rogers	LB	2002	D6 (177)	11
Eric Kendricks	LB	2015	D2 (45)	11

BOLD - Active in 2017 for Vikings

VIKINGS ALL-TIME DRAFTS

KICKOFF
EXECUTIVES
COACHES
STAFF
PLAYERS
ROOKIES
2017 SEASON
RECORDS
PLAYOFF RECORDS
HISTORY
EXTRA POINTS

1961 (Drafted 1st)

- 1. TOMMY MASON** (1st overall), RB, Tulane
- 2. RIP HAWKINS** (15), LB, North Carolina
- 3. FRANK TARKENTON** (24), QB, Georgia
- 4. CHUCK LAMSON** (43), DB, Wyoming
- 5. ED SHAROCKMAN** (57), DB, Pittsburgh
- 6. GERALD BURCH** (71), WR, Georgia
- 7. ALLEN FERRIE** (85), WR, Wagner
- 8. PAUL LINQUIST** (99), T, New Hampshire
- 9. DAN SHEEHAN** (13), T, Tenn.-Chattanooga
- 10. DOUG HAYBERRY** (17), RB, Utah
- 11. JERRY MAVS** (41), SMU
- 12. STEVE STONERBREAKER** (155), LB, Detroit
- 13. RAYMOND HAYES** (169), RB, Cent. Oklahoma
- 14. KEN PETERSON** (183), T, Utah
- 15. MIKE MERCER** (197), K, Arizona State
- 16. TED KARPOWICZ** (218), RB, Detroit
- 17. WILLIE JONES** (225), RB, Purdue
- 18. BOB VOIGHT** (239), T, Los Angeles State
- 19. BILL HILL** (251), RB, Presbyterian
- 20. MIKE MCFARLAND** (267), QB, Western Illinois

1962 (Drafted 2nd)

- NO CHOICE, traded to New York for George Shaw.
- NO CHOICE, traded, along with 11th rounder, to Cleveland for Jim Prestel, Jim Marshall, Dick Grecni, Jamie Caleb, Billy Gault and Paul Dickson.
- 3. BILL MILLER** (30), WR, Miami
- 4. ROY WINTON** (45), LB, LSU
- NO CHOICE, traded to New York for Mel Triplett, Bob Schnelker, and G. Schmidt.
- 6. LARRY BOWIE** (73), G, Purdue
- NO CHOICE, traded to Philadelphia in Jerry Reichow trade.
- 8. PAUL WHITE** (101), RB, Buffalo
- 9. MARSHALL SHIRK** (114), T, UCLA
- NO CHOICE, traded to Philadelphia for Bob Denton.
- NO CHOICE, traded to Cleveland along with 2nd rounder in 1962.
- 12. GARY FALLON** (157), RB, Syracuse
- 13. ROGER VAN CLEEF** (170), T, SW Oklahoma
- 14. PAT RUSS** (185), T, Purdue
- 15. LARRY GUILFORD** (198), RB, Pacific
- 16. JOHN KONTOLIS** (213), T, Connecticut
- 17. RON STALEY** (226), WR, Wisconsin
- 18. JUNIOR HAWTHORNE** (241), RB, Kentucky
- 19. TOMMY MINTER** (254), RB, Baylor
- 20. TERRY CAGAANEN** (269), RB, Utah State

1963 (Drafted 3rd)

- 1. JIM DUNAWAY** (3), DT, Mississippi
- 2. BOBBY BELL** (16), LB, Minnesota
- 3. RAY POAGE** (31), WR, Texas
- 4. PAUL FLATLEY** (44), RB, Northwestern
- 5. GARY KALTENBACH** (59), G, Pittsburgh
- NO CHOICE, traded to Cleveland for T. Frankhauser, F. Cox, C. Ferguson and E. Linden.
- NO CHOICE, traded to New York for Jim Leo.
- 8. JIM O'MAHONEY** (100), LB, Miami
- 9. BOB HOOVER** (115), RB, Florida
- 10. TERRY KOSEBEN** (128), RB, Hofstra
- 11. JOHN CAMPBELL** (143), LB, Minnesota
- 12. JOHN SKLOPAN** (156), RB, Southern Miss.
- 13. DAVE O'BRIEN** (171), G, Boston College
- 14. RALPH FERRIS** (184), RB, Conn. St.
- 15. JOHN MURIO** (199), WR, Whitworth
- 16. REX MIRICH** (212), T, Arizona, St.-Flagstaff
- 17. TOM MUNSEY** (227), RB, Concordia
- 18. TOM MCINTYRE** (240), T, St. John's
- 19. FRANK HORVATH** (255), RB, Youngstown
- 20. MAILON KENT** (268), QB, Auburn

1964 (Drafted 6th)

- 1. CARL ELLER** (6), DE, Minnesota
- 2. HAL BEDSOLE** (15), TE, Nebraska
- 3. GEORGE ROSE** (34), DE, Auburn
- (A) NO CHOICE, traded to Chicago for Bill Brown.
- (B) TOM KEATING (53), T, Michigan, from N.Y. Giants as part of Hugh McElhenry trade.
- 5. JOHN KIRBY** (62), LB, Nebraska
- 6. BOB LACEY** (75), WR, North Carolina
- 7. WES BRYANT** (90), T, Arkansas
- 8. BILL MCWATERS** (103), RB, North Texas
- 9. DARRELL LESTER** (118), RB, McNeese
- NO CHOICE, traded to LA Rams for Tom Wilson.
- 11. H.O. ESTES** (146), G, East Central Okla.
- 12. WALTER SANDS** (159), WR, Texas
- 13. RUSS VOLLMER** (174), DE, Memphis St.
- 14. TOM MICHEL** (187), RB, East Carolina
- 15. MONTE KIFFIN** (202), T, Nebraska
- 16. CARLTON GATES** (215), DE, Florida A&M
- 17. JERRY MCCLURG** (230), DE, Colorado
- 18. CARL ROBINSON** (243), DT, Prairie View
- 19. DICK SCHOTT** (258), DE, Louisville
- 20. MILT SUNDE** (271), G, Minnesota

1965 (Drafted 8th)

- 1. JACK SNOW** (8), WR, Notre Dame
- 2. (A) ARCHIE SUTTON** (15), T, Illinois, from N.Y. Giants as part of the Hugh McElhenry trade.
- 2. (B) LANCE RENTZ** (32), RB, Oklahoma
- NO CHOICE, traded to Pittsburgh for Bob Ferguson.

- (A) **JIM WHALEN** (51), WR, Boston Coll.
- (B) **JIM HARRIS** (55), DT, Utah State, from Cleveland for Mike Bunda.
- NO CHOICE, traded to Detroit for Tom Hall and Bruce Zellmer.
- 5. JIM GRISHAM** (79), RB, Oklahoma
- NO CHOICE, traded to Detroit for Mike Bunda and Larry Vargo.
- (A) **JOHN HANKINSON** (100), QB, Minnesota, from San Francisco for Roy Williams.
- 8. (B) JEFF JORDAN** (107), DB, Tulsa
- 9. FRANK MCLENDON** (120), DT, Alabama
- 10. JERRY SCHWEIGER** (135), T, Superior St.
- 11. JOHN THOMAS** (148), WR, USC
- 12. MIKE TILLEMANN** (163), DT, Montana
- 13. DAVE OSBORN** (176), RB, North Dakota
- 14. MAX LEEZTZO** (191), DE, Idaho
- 15. PHIL MORGAN** (204), RB, East Tenn.
- 16. PAUL LABINSKI** (219), DT, St. John's
- 17. VERAN SMITH** (232), LB, Utah State
- 18. EDWARD KOTITE** (247), WR, Wagner
- 19. RICHARD JOHNSON** (260), RB, SE Louisiana
- 20. COSMO IACAVAZZI** (275), RB, Princeton

1966 (Drafted 7th)

- 1. JERRY SHAY** (7), DT, Purdue
- 2. JIM LINDSEY** (27), RB, Arkansas
- 3. DON HANSEN** (42), LB, Illinois
- 4. RON ACKS** (57), DB, Illinois
- 5. (A) DOUG DAVIS** (72), T, Kentucky
- (B) **BOB HALL** (76), DE, Brown, from Chicago for Palmer Pyle.
- (A) **WIBER AYLOR** (83), T, S.W. Texas St., from N.Y. Giants for Bill Swain.
- (B) **NO CHOICE**, traded to Detroit for Mike Bunda and Larry Vargo.
- 7. BOB MEERS** (106), WR, Massachusetts
- NO CHOICE, traded to Baltimore for the rights to Larry Kramer.
- 9. RON GREEN** (134), WR, North Dakota
- NO CHOICE, traded to Detroit for Gary Lowe.
- 11. STAN QUINTANA** (162), DB, New Mexico
- 12. BOB PETRELLA** (181), DB, Tennessee
- 13. LARRY MARTIN** (195), T, San Diego St.
- 14. HOWARD TWILLEY** (209), WR, Tulsa
- 15. HUGH WRIGHT** (223), RB, Adams State
- 16. JIM WILLIAMS** (237), DB, Arkansas
- 17. MONROE BEARD** (256), WR, Virginia Union
- 18. DALE GRECO** (270), T, Illinois
- 19. JESSE STOKES** (284), DB, Corpus Christi
- 20. NO CHOICE**, traded to Philadelphia for Billy Ray Barnes.

1967 (Drafted Alternately 8th and 7th)

- 1. (A) CLINTON JONES** (2), RB, Michigan State, from NY Giants as part of the Tarkenton trade.
- 1. (B) GENE WASHINGTON** (8), WR, Michigan State
- 1. (C) ALAN PAGE** (15), DT, Notre Dame, Choice from L.A. Rams for Hal Bedsole, Tommy Mason and 2nd round draft choice in 1967.
- 2. BOB GRIM** (28), WR, Oregon State, Choice from N.Y. Giants.
- NO CHOICE, traded to LA Rams.
- 3. EARL DENNY** (67), RB, Missouri
- 4. ALVIN COLEMAN** (87), DB, Tenn. A&I
- 5. KEN LAST** (115), WR, Minnesota
- NO CHOICE, traded to Pittsburgh for Phil King.
- 7. BOBBY BRYANT** (167), DB, South Carolina
- NO CHOICE, traded to Pittsburgh for Dave Tobey.
- 8. JOHN BEASLEY** (197), TE, California, Choice from Washington.
- 9. BILL MORRIS** (219), G, Holy Cross
- 10. PETE TATMAN** (244), RB, Nebraska
- 11. BOB TRYSTAD** (271), DT, Washington St.
- 12. FRED CREMER** (296), DT, St. John's
- 13. CHARLES HAROT** (323), DB, Tulsa
- 14. JIM HARGROVE** (348), LB, Howard Payne
- 15. JAMES SHEA** (375), DE, E. New Mexico
- 16. GENE BEARD** (400), DB, Virginia Union
- 17. DICK WAGONER** (427), DB, Bowling Green



Clint Jones, Michigan State

1968 (Drafted 6th)

- 1. (A) RON VARY** (1), T, USC, Choice from N.Y. Giants as part of Tarkenton trade.
- (B) NO CHOICE, traded to New Orleans for Gary Cuzzo.

- 2. CHARLIE WEST** (33), DB, Texas-El Paso
- (A) NO CHOICE, traded to Pittsburgh for Brady Keys.
- 3. (B) MIKE MCGILL** (76), LB, Notre Dame, Choice from Dallas for Lance Rentzel.
- 4. MIKE FREEMAN** (89), DB, Fresno State
- NO CHOICE, traded to Washington for Bob Breitenstein.
- 6. BOB GOODRIDGE** (144), WR, Vanderbilt
- 7. (A) OSCAR REED** (167), RB, Colorado State, Choice from Atlanta for Ron VanderKlen.
- (B) **LENNY SNOW** (171), RB, Georgia Tech
- 8. HANK URBANOWICZ** (198), DT, Miami
- 9. MIKE DONOHUE** (225), TE, San Francisco
- 10. TOM SAKAL** (250), DB, Minnesota
- 11. BILL HAYS** (279), WR, Omaha
- 12. HOWIE SMALL** (308), K, Rhode Island
- 13. DICK WHERRY** (333), WR, Northern St.
- 14. DON EVANS** (360), T, Arkansas A&M
- 15. JIM HAYNIE** (387), QB, West Chester St.
- 16. LARRY KUCHARICH** (414), DB, Boston Coll.
- (A) **BOB LEE** (441), QB, Pacific
- (B) **BILL HULLS** (445), G, Tennessee Tech, Choice from Detroit.

1969 (Drafted 17th)

- NO CHOICE, traded to New Orleans for Gary Cuzzo.
- 2. (A) ED WHITE** (39), G, California, Choice from N.Y. Giants as a part of Tarkenton trade.
- (B) **VOLLY MURPHY** (43), WR, UTEP
- NO CHOICE, traded to Philadelphia for Phil King.
- 4. MIKE McCAFFREY** (95), LB, California
- (A) **JIM BARNES** (106), G, Arkansas, Choice from Atlanta for Ron VanderKlen.
- (B) **MIKE O'SHEA** (112), WR, Utah State, Choice from Pittsburgh for Bobby Walden.
- (C) **CORNY DAVIS** (121), RB, Kansas St.
- 8. MARION BATES** (148), DB, Tex. Southern
- NO CHOICE, traded to Washington along with Marlin McKeever for Paul Krause.
- 8. HARRISON WOOD** (199), WR, Washington
- 9. TOM FINK** (225), G, Minnesota
- 10. TOM MCCAULEY** (253), WR, Wisconsin
- 11. BRIAN DOWLING** (277), QB, Yale
- 12. NOEL JENKE** (303), LB, Minnesota
- 13. JIM MOYLAN** (329), DT, Texas Tech
- 14. TOMMY HEAD** (335), C, S.W. Texas St.
- 15. EUGENE MOSLEY** (381), TE, Jackson St.
- NO CHOICE, traded to Detroit for 17th choice in 1968.
- 17. WENDELL HOUSLEY** (433), DB, Texas A&M

1970 (Drafted 25th)

- 1. JOHN WARD** (25), T, Oklahoma State
- 2. BILL CAPPLEMAN** (51), QB, Florida St.
- 3. CHUCK BURGDON** (77), LB, North Park
- NO CHOICE, traded to New Orleans for Kent Kramer.
- 5. GREG JONES** (129), RB, UCLA
- NO CHOICE, traded to Pittsburgh for Tony Jeter.
- 7. HAP FARBBER** (181), LB, Mississippi
- 8. MIKE CARROLL** (206), G, Missouri
- 9. GEORGE MORROW** (233), DE, Mississippi
- 10. STU VOICIT** (260), TE, Wisconsin
- 11. GUDFREY ZAUNBRECHER** (286), C, LSU
- 12. JAMES HOLLAND** (311), DB, Jackson St.
- 13. ROBERT PEARCE** (337), DB, S.F. Austin
- 14. TOM SPINKS** (363), WR, Louisiana Tech
- 15. BENNIE FRANCIS** (388), DE, Chadron
- 16. BRUCE CERONE** (417), WR, Emporia St.
- 17. BRIAN HEALY** (441), DB, Michigan

1971 (Drafted 24th)

- 1. LEO HAYDEN** (24), RB, Ohio State
- NO CHOICE, traded to Philadelphia as part of Norm Sneed trade.
- 3. EDDIE HACKETT** (76), WR, Alcorn A&M
- 4. VINCE CLEMENTS** (102), RB, Connecticut
- NO CHOICE, traded to Pittsburgh for Kent Nix.
- NO CHOICE, traded to Philadelphia for Norm Sneed.
- 7. GENE MACK** (180), LB, Texas-El Paso
- 8. JOHN FARLEY** (208), DE, J.C. Smith
- 9. TIM SULLIVAN** (232), RB, Iowa
- 10. CHRIS MORRIS** (258), G, Indiana
- 11. MIKE WALKER** (314), LB, Tulane
- 12. REGGIE HOLMES** (340), DB, Stout State
- 13. BENNY FRY** (336), C, Houston
- 14. JIM GALLAGHER** (362), LB, Yale
- 15. JEFF WRIGHT** (388), DB, Minnesota
- 16. GREG EDMONDS** (413), WR, Penn State
- 17. KEN DUNCAN** (439), P, Tulsa

1972 (Drafted 24th)

- 1. (A) JEFF SIEMON** (10), LB, Stanford, Choice from New England for Joe Kapp.
- (B) NO CHOICE, traded to NY Giants as a part of Tarkenton trade.
- 2. ED MARINARO** (50), RB, Cornell
- 3. (A) BART BUSTON** (53), RB, Nebraska, Choice from Green Bay for the rights to Z. Bratkowski.
- (B) NO CHOICE, traded to Philadelphia as part of the Norm Sneed trade.

4. NO CHOICE, traded to Denver for Al Denison.
5. NO CHOICE, traded to LA Rams for Ted Provost.
6. **AMOS MARTIN** (154), LB, Louisville
7. **BILL SLATER** (181), DE, Western Michigan
8. **CALVIN DEMERY** (206), WR, Arizona St.
9. **CHARLES GOODRUM** (232), G, Florida A&M
10. **WILLIE ALDRIDGE** (258), RB, South Carolina St.
11. **WILLIE MCKELTON** (284), DB, Southern
12. **BOB BAUGHN** (310), DB, Montana St.
13. **FRANKLIN ROBERTS** (336), RB, Alcorn A&M
14. **MARY OWENS** (351), RB, San Diego St.
15. **MIKE SIVERT** (388), G, East Tennessee St.
16. **NEIL CRAFF** (414), RB, Wisconsin
17. **DICK SCHMALZ** (440), WR, Auburn

1973 (Drafted Alternately 12th, 13th, 14th)

1. **CHUCK FOREMAN** (12), RB, Miami
2. **(A) JACKIE WALLACE** (34), DB, Arizona, Choice from St. Louis in John Gilliam for Gary Cuzzo trade.
3. **(B) NO CHOICE**, Traded to NY Giants as a part of Tarkenton trade.
4. **JIM LASH** (65), WR, Northwestern
5. **(A) MIKE WELLS** (80), DB, Illinois, Choice from Philadelphia in Bill Cappelman trade.
6. **(B) NO CHOICE**, traded to Kansas City for Mike Eischeid.
7. **BRENT MCCLANAHAN** (118), RB, Arizona St.
8. **(A) DOUG KINGSBURY** (139), TE, Minnesota, Choice from New Orleans along with 1974 4th choice for Bob Brown.
9. **(B) FRED ABBOTT** (143), LB, Florida
10. **JOSH BROWN** (168), RB, S.W. Texas St.
11. **CRAIG DARLING** (196), T, Iowa
12. **LARRY DIBBLES** (221), DE, New Mexico
13. **(A) RANDY LEE** (236), P, Tulane, Choice from Philadelphia for Bill Cody.
14. **(B) DAVE MASON** (246), DB, Nebraska
15. **GEARY MURDOCK** (274), T, Iowa State
16. **ALAN SPENCER** (293), WR, Pittsburg St.
17. **RON JUST** (324), G, Minot State
18. **EDDIE BISHOP** (352), DB, Southern
19. **TONY CHANDLER** (377), RB, Missouri Valley
20. **LARRY SMILLEY** (402), DE, Texas Southern
21. **DAVE WINFIELD** (429), TE, Minnesota

1974 (Drafted 25th)

1. **(A) FRED McNEILL** (17), LB, UCLA, Choice from Atlanta along with Bob Berry for Bob Lee and Lonnie Warwick.
2. **(B) STEVE RILEY** (25), T, USC
3. **(A) JOHN HOLLAND** (29), WR, Tennessee State, Choice from San Diego along with 3rd choice for C. Jones and C. Gersbach.
4. **(B) MATT BLAIR** (51), LB, Iowa State
5. **(A) STEVE CRAIG** (64), TE, Northwestern, Choice from San Diego.
6. **(B) SCOTT ANDERSON** (77), C, Missouri
7. **(A) MIKE TOWNSEND** (86), DB, Notre Dame, Choice from New Orleans as part of Bob Brown trade.
8. **(B) NO CHOICE**, traded to Cincinnati for Steve Lawson.
9. **(A) JAMES FERGUSON** (120), DB, Stanford, Choice from Denver along with Rod Sherman for Gene Washington.
10. **(B) NO CHOICE**, Choice from Los Angeles for Charles Stokes. Choice traded to Philadelphia for Ron Porter.
11. **(C) CHOICE** traded to Baltimore for Charles Stokes in 1973.
12. **MARK KELLAR** (155), RB, Mo. Illinois
13. **FRED TABRON** (191), RB, S.W. Missouri
14. **BERL SIMMONS** (203), K, TCU
15. **SAM MCCULLUM** (232), WR, Montana St.
16. **BARRY REED** (259), RB, Peru State
17. **DAVID BOONE** (285), DE, E. Michigan
18. **RANDY POLT** (311), DB, Stanford
19. **GARY KELLER** (337), DT, Utah
20. **ALAN DIXON** (363), RB, Harding
21. **MURT WACHTER** (388), DT, St. John's
22. **JOHN GOEBEL** (415), RB, St. Thomas
23. **EARL GARRETT** (441), DB, Boston State

1975 (Drafted 25th)

1. **MARK MULLANEY** (25), DE, Colorado St.
2. **ART RILEY** (52), DT, USC
3. **NO CHOICE**, traded to New Orleans for Andy Maurer
4. **(A) HAROLD HENSON** (89), RB, Ohio St. Choice from Detroit for Charlie West.
5. **(B) BRUCE ADAMS** (103), WR, Kansas
6. **ROBERT MILLER** (129), RB, Kansas
7. **BUBBA BROUSSARD** (155), LB, Houston
8. **HENRY GREENE** (181), RB, Southern
9. **JOE HOLLMON** (207), DB, Arkansas St.
10. **JOHN PASSANANTI** (233), G, W. Illinois
11. **NEIL CLABO** (258), P, Tennessee
12. **KE SPENCER** (285), RB, Utah
13. **AUTRY BEAMON** (311), DB, East Texas St.
14. **MIKE HURD** (336), WR, Michigan State
15. **MIKE STRICKLAND** (363), RB, E. Michigan
16. **OLLIE BAKKEN** (388), LB, Minnesota
17. **TOM GOEDJEN** (414), K, Iowa State
18. **ADOLPH BELLIZARE** (441), RB, Penn St.

1976 (Drafted Alternately 25th and 26th)

1. **JAMES WHITE** (25), DT, Oklahoma St.
2. **SAMMY WHITE** (54), WR, Grambling
3. **WES HAMILTON** (83), G, Tulsa
4. **LEONARD WILLIS** (118), WR, Ohio State
5. **(A) STEVE WAGNER** (133), DB, Wisconsin, Choice from Atlanta for Oscar Reed.
6. **(B) KEITH BARNETTE** (150), RB, Boston Coll.
7. **TERRY EGERDAHL** (180), WR/DB, Minnesota-Duluth.
8. **LARRY BRUNE** (206), DB, Rice
9. **NO CHOICE**, traded to New England along with 6th choice in 1977 for Doug Dummer.
10. **ISAAC HAGINS** (262), WR/RS, Southern
11. **BILL SALMON** (289), DB, Northern Iowa
12. **STEVE KRACHER** (318), RB, Montana St.
13. **ROBERT SPARKS** (345), DB, San Francisco St.
14. **GARY PAULSON** (372), DE, Colorado St.
15. **JEFF STAPLETON** (401), T, Purdue
16. **RON GROCE** (428), RB, Macalester
17. **RANDY HICKEL** (457), DB, Montana St.
18. **DICK LUKOWSKI** (484), DT, West Virginia

1977 (Drafted 27th)

1. **TOMMY KRAMER** (27), DB, Rice
2. **DENNIS SWILLEY** (55), G, Texas A&M
3. **TOM HANNON** (83), S, Michigan State
4. **NO CHOICE**, traded to Seattle along with Bob Lurtsema for Ahmad Rashad.
5. **KEN MOORE** (138), TE, Northern Illinois
6. **NO CHOICE**, traded to New England for Doug Dummer.
7. **NO CHOICE**, traded to Cincinnati for Orlando Nelson.
8. **CLINT STROZIER** (222), S, USC
9. **SCOTT STUDDWELL** (258), LB, Illinois
10. **DAN BEAVER** (278), K, Illinois
11. **KEITH HERTWIG** (306), WR, Arizona
12. **JIM KELLEHER** (335), RB, Colorado

1978 (Drafted Alternately 21st, 20th, 24th, 23rd, 22nd)

1. **RANDY HOLLOWAY** (21), DE, Pittsburgh
2. **JOHN TURNER** (48), CB, Miami
3. **WHIP WALTON** (75), LB, San Diego State
4. **JIM HOUGH** (100), C, Utah State
5. **NO CHOICE**, traded to the NY Giants for Bob Tucker.
6. **NO CHOICE**, traded to San Francisco for Nate Allen.
7. **NO CHOICE**, traded to Philadelphia for Bill Bradley.
8. **MIKE WOOD** (204), K, S.E. Missouri, Choice from Seattle for Amos Martin and Autry Beamon.
9. **NO CHOICE**, traded to NY Jets for Phil Wise in 1977.
10. **MIKE DEUTSCH** (240), P, Colorado St.
11. **HUGHIE SHAW** (272), RB, Texas A&I
12. **RON HARRIS** (289), RB, Colorado St.
13. **JEFF MORROW** (326), T, Minnesota

1979 (Drafted Alternately 16th and 17th)

1. **TED BROWN** (16), RB, North Carolina State
2. **DAVE HUFFMAN** (43), C, Notre Dame
3. **Forfeited**
4. **STEVE DILS** (97), DB, Stanford
5. **JERRY METER** (129), LB, Michigan
6. **JOE SENSER** (152), TE, West Chester St.
7. **BOB WINKEL** (178), DT, Kentucky
8. **NO CHOICE**, traded to Baltimore for Frank Myers.
9. **BILLY DIGGS** (236), WR, Winston-Salem
10. **NO CHOICE**, traded to NY Jets for Phil Wise.
11. **BRIAN NELSON** (291), WR, Texas Tech
12. **DAVID STEPHENS** (317), LB, Kentucky

1980 (Drafted Alternately 9th, 10th, 11th)

1. **DOUG MARTIN** (9), DT, Washington
2. **(A) WILLIE TALE** (30), CB, LSU, Choice from San Francisco for 2nd and 3rd choice in 1981.
3. **(B) NO CHOICE**, traded to San Francisco for 2nd round in 1980.
4. **(A) NO CHOICE**, traded to San Francisco for 2nd round in 1980.
5. **(B) BRENT BOYD** (68), G/C, UCLA, Choice from New Orleans in Steve Riley trade.
6. **DENNIS JOHNSON** (121), LB, USC
7. **(A) DOUG PASCHAL** (92), RB, North Carolina
8. **(B) PAUL JONES** (122), RB, California, from New Orleans in Steve Riley trade.
9. **RAY YAKAVONIS** (148), DE, East Stroudsburg St.
10. **HENRY JOHNSON** (174), LB, Georgia Tech
11. **NO CHOICE**, traded along with Carl Eller to Seattle for Steve Niehaus.
12. **DENNIS MOSLEY** (232), RB/WR, Iowa
13. **KEN BROWN** (258), WR/RS, Florida A&M
14. **SAM HARRELL** (288), RB, East Carolina
15. **THOMAS LANE** (315), S, Nebraska

1981 (Drafted Alternately 10th, 17th, 16th)

1. **NO CHOICE**, traded to Baltimore for two 2nd and a 5th round choice in 1981.
2. **(A) MARDY MCDOLE** (39), WR, Mississippi, Choice from Baltimore for 1st choice in 1981.
3. **(B) ROBIN SENDELIN** (45), LB, Texas
4. **(C) JARVIS REDWINE** (52), RB, Nebraska, Choice from Baltimore.

3. **NO CHOICE**, to New Orleans in Steve Riley trade.
4. **TIM IRWIN** (74), T, Tennessee, Choice from New England for Chuck Foreman.
5. **JOHN SWAIN** (101), DB, Miami (Fla.)
6. **WENDELL RAY** (123), DE, Missouri, Choice from Baltimore.
7. **NO CHOICE**, traded to New Orleans in Steve Riley trade.
8. **NO CHOICE**, traded to Miami for Jim Langer.
9. **DON SHAVER** (184), RB, Kutztown St.
10. **WADE WILSON** (210), DB/P, East Texas St.
11. **NO CHOICE**, traded to Seattle for Nick Bebout.
12. **JAMES MURPHY** (266), WR, Utah State
13. **WILLIAM STEPHANOS** (293), T, Boston Coll.
14. **BRIAN WILLIAMS** (320), TE, Southern

1982 (Drafted Alternately 7th, 11th, 10th, 9th, 8th, 7th)

1. **DARRIN NELSON** (7), RB, Stanford
2. **TERRY TAUSCH** (39), T, Texas
3. **NO CHOICE**, traded to New Orleans for Tony Calbreath.
4. **JIM FAHNHORST** (92), LB, Minnesota
5. **NO CHOICE**, traded to Miami for Langer.
6. **GREG STORR** (147), LB, Boston College
7. **STEVE JORDAN** (179), TE, Brown
8. **KIRK HARMON** (206), LB, Pacific
9. **BRYAN HOWARD** (233), S, Tennessee St.
10. **GERALD LUCEAR** (260), WR, Temple
11. **CURTIS ROUSE** (286), G, Chattanooga
12. **HOBBSON MILNER** (318), RB, Cincinnati

1983 (Drafted Alternately 19th, 18th, 17th, 16th, 15th)

1. **JOE BROWNER** (19), DB, USC
2. **NO CHOICE**, traded to Philadelphia for Charlie Johnson.
3. **WALKER LEE ASHLEY** (73), LB, Penn St.
4. **MARK RUSH** (100), RB, Miami (Fla.)
5. **MARK STEWART** (127), LB, Washington
6. **MIKE JONES** (153), WR, Tennessee St.
7. **CARL LEE** (168), DB, Marshall
8. **NORRIS BROWN** (213), TE, Georgia
9. **ROD ACURT** (239), WR, Toledo
10. **(A) MELVIN BROWN** (255), DB, Mississippi, Choice from L.A. Rams for Ron Yary.
11. **(B) WALTER TATE** (266), C, Tennessee St.
12. **BRIAN BUTCHER** (298), G, Clemson
13. **MAURICE TURNER** (325), RB, Utah St.

**Carl Lee, Marshall University****1984 (Drafted Alternately 13th, 12th, 11th, 15th, 14th)**

1. **KEITH MILLARD** (13), DE, Washington St.
2. **NO CHOICE**, traded to Houston for Archie Manning.
3. **ALFRED ANDERSON** (67), RB, Baylor
4. **NO CHOICE**, traded to Houston for Dave Casper.
5. **NO CHOICE**, traded to LA Raiders for 5th, 7th, and 11th choices in 1984.
6. **ALLEN RICE** (140), RB, Baylor, Choice from L.A. Rams.
7. **DWIGHT COLLINS** (154), WR, Pittsburgh
8. **(A) JOHN HEWES** (180), DT, Texas
9. **(B) LOYD LEWINS** (96), G, Texas A & I, Choice from L.A. Raiders.
10. **PAUL SVERCHECK** (208), DT, Cal Poly-SLO
11. **KEITH WOOD** (235), WR, Arkansas
12. **JAMES SPENCER** (268), LB, Oklahoma St.
13. **(A) EDGAR PICKETT** (295), LB, Clemson
14. **(B) LAWRENCE THOMPSON** (308), WR, Miami (Fla.), Choice from LA Raiders.
15. **MIKE A. JONES** (321), RB, No. Carolina A&T

1985 (Drafted Alternately 2nd, 3rd)

1. **(A) NO CHOICE**, traded to Atlanta for 1st and 3rd choice in 1985.
2. **(B) CHRIS DOLEMAN** (4), LB, Pittsburgh, Choice from Atlanta.
3. **ISSAC HOLY** (30), CB, Alcorn St.
4. **(A) KIRK LOWDERMILK** (59), C, Ohio St.
5. **(B) TIM MEAMER** (60), LB, Washington, Choice from Atlanta.
6. **(C) TIM LONG** (66), T, Memphis State, Choice from San Diego for John Turner.
7. **(A) GEORGE "Buster" RHYMES** (85), WR, Oklahoma
8. **(B) KYLIE MORRELL** (106), S, BVU, Choice from LA Rams for Steve Dils.
9. **MARK MacDONALD** (115), G, Boston Coll.

- (A) STEVE BONO (142), QB, UCLA
- (B) TIM NEWTON (164), NT, Florida. Choice from LA. Raiders for Brad Van Pelt.
- (C) Choice from LA. Raiders to Green Bay for Jan Stenerud.
- NIKITA BLAIR (198), LB, Texas El Paso
- JAIME COVINGTON (227), RB, Syracuse
- JUAN JOHNSON (254), WR, Langston
- TIM WILLIAMS (283), DB, North Carolina A&T
- BYRON JONES (310), DT, Tulsa

1986 (Drafted Alternately 9th, 8th, 7th, 11th, 10th)

- (A) GERALD ROBINSON (14), DE, Auburn. Choice from San Diego.
- (B) NO CHOICE, traded to San Diego for San Diego's 1st and 3rd choice in 1986.
- (A) NO CHOICE, traded to N.Y. Giants for Gary Zimmerman.
- (B) NO CHOICE, traded to Miami for Anthony Carter.
- (C) Choice from L.A. Raiders for Brad Van Pelt, traded to NY Giants for Gary Zimmerman.
- NO CHOICE, traded to San Diego.
- JOE PHILLIPS (93), OT, SMU
- HASSAN JONES (120), WR, Florida St.
- THOMAS ROOKS (147), RB, Illinois
- CARL HILTON (172), TE, Houston
- GARY SCHIPPANG (206), T, West Chester St.
- MIKE SLATON (232), DB, South Dakota
- JOE CORMIER (259), TE, WR, USC
- JOHN ARMSTRONG (286), WR, Richmond
- JESSE SOLOMON (318), LB, Florida St.

1987 (Drafted 16th)

- (A) J. D. DOZIER (14), RB, Penn State. Choice from Miami for 1st and 5th choices in 1987.
- (B) NO CHOICE, traded to Miami.
- RAY BERRY (44), LB, Baylor
- HENRY THOMAS (72), NT, LSU
- REGGIE RUTLAND (100), S, Georgia Tech
- NO CHOICE, traded to Miami.
- GREG RICHARDSON (156), WR/KR, Alabama
- NO CHOICE, traded to Seattle for John Harris.
- RICK FENNEY (211), RB, Washington
- LEONARD JONES (239), S, Texas Tech
- ROBERT RILEY (267), T, Indiana
- BRENT PEAASE (295), DB, Montana
- KEITH WILLIAMS (323), DT, Florida



Henry Thomas, LSU

1988 (Drafted Alternately 19th, 15th, 16th, 17th, 18th)

- RANDALL McDANIEL (19), G, Arizona St.
- (A) NO CHOICE, to Denver for Denver's 2nd, 4th, and 6th choices in 1988.
- (B) BRAD EDWARDS (54), S, South Carolina. Choice from Denver.
- AL NOGA (71), DT, Hawaii
- (A) NO CHOICE, to New England along with 11th choice in Rich Gannon trade.
- (B) TODD KALIS (108), G, Arizona State. Choice from Denver.
- DARRELL FULLINGTON (124), S, Miami
- (A) NO CHOICE, traded to Miami for Greg Koch.
- (B) DERRICK WHITE (164), CB, Oklahoma. Choice from Denver.
- BRAD BECKMAN (183), TE, Nebraska-Omaha
- JOE CAIN (210), LB, Oregon Tech
- PAUL MCGOWAN (237), LB, Florida State
- BRIAN HABIB (264), DT, Washington
- NORMAN FLOYD (296), S, South Carolina. Choice from New England for 9th rounder in 1989.
- NO CHOICE, traded to New England in Rich Gannon trade.
- NO CHOICE, traded to NY Giants.

1989 (Drafted 24th)

- NO CHOICE, traded to Pittsburgh for Mike Merriweather.
- DAVID BRAXTON (52), LB, Wake Forest
- JOHN HUNTER (80), T, BYU
- DARRELL INGRAM (108), TE, California
- Exercised in 1988 Supplemental Draft for Ryan Bethea, WR, South Carolina
- JEFF MICKEL (163), T, Washington
- BENJI ROLAND (191), NT, Auburn
- ALEX STEWART (219), DE, Cal. State-Fullerton
- NO CHOICE, traded to New England for 11th choice in 1988.

- NO CHOICE, traded to Miami for Greg Koch.
- BRAD BAXTER (303), RB, Alabama State
- (A) SHAWN WOODSON (331), LB, James Madison
- (B) EVERETT ROSS (335), WR/KR, Ohio State. Choice from LA Raiders for 11th choice in 1990.

1990 (Drafted Alternately 23rd, 22nd, 21st)

- NO CHOICE, traded to Dallas in Herschel Walker trade.
- NO CHOICE, traded to Dallas in Herschel Walker trade.
- (A) MIKE JONES (54), TE, Texas A&M. Choice from Dallas in Herschel Walker trade.
- (B) MARION HOBBS (74), DE, Tennessee
- ALONZO HAMPTON (104), CB, Pittsburgh
- (A) REGGIE THORNTON (116), WR, Bowling Green. Choice from San Diego through Dallas in Herschel Walker trade.
- (B) CEDRIC SMITH (131), RB, Florida
- (C) Choice from Dallas in Herschel Walker trade.
- JOHN LEVELIS (188), LB, C.W. Post
- CRAIG SCHLICHTING (214), DE, Wyoming
- PERRY ALLEN (241), RB, Clemson
- (A) PAT NEWMAN (249), WR, Utah St. Choice from Dallas in Herschel Walker trade.
- (B) DONALD SMITH (271), CB, Liberty
- NO CHOICE, traded to LA Raiders for 12th choice in 1989.
- RON GOETZ (324), LB, Minnesota

1991 (Drafted Alternately 12th, 11th, 10th, 9th, 8th, 7th)

- NO CHOICE, traded to Dallas in Herschel Walker trade.
- NO CHOICE, traded to Dallas in Herschel Walker trade.
- (A) CARLOS JENKINS (65), LB, Michigan St.
- (B) JAKE REED (68), WR, Grambling. Choice from Dallas in Herschel Walker trade.
- RANDY BALDWIN (92), RB, Mississippi
- CHRIS THOME (119), C/G, Minnesota
- NO CHOICE, traded to LA Raiders.
- TODD SCOTT (163), S, SW Louisiana. Choice from LA Raiders.
- (A) SCOTT REAGAN (179), DT, Humboldt
- (B) TRIPP WELBORNE (180), S, Michigan. Choice from LA Raiders.
- REGGIE JOHNSON (205), DE, Arizona
- GERALD HUDSON (232), RB, Oklahoma State
- BRADY PIERCE (259), T, Wisconsin
- IVAN CAESAR (286), LB, Boston College
- DARREN HUGHES (313), WR, Carson-Newman

1992 (Drafted Alternately 13th, 12th, 15th, 14th)

- NO CHOICE, to Dallas in Herschel Walker trade.
- ROBERT HARRIS (39), DE, Southern. Choice from Seattle in Keith Millard trade.
- NO CHOICE, to Dallas in Herschel Walker trade.
- NO CHOICE, to Dallas in Herschel Walker trade.
- ROY BARKER (98), DT, North Carolina
- ED McDANIEL (125), LB, Clemson
- MIKE GADDIS (152), RB, Oklahoma
- DAVID WILSON (183), S, California
- LUKE FISHER (210), TE, East Carolina
- (A) BRAD JOHNSON (227), DB, Florida St., Choice from Tampa Bay in Jimmy Williams trade.
- (B) RONNIE WEST (237), WR, Pittsburg St
- BRAD CULPEPPER (264), DT, Florida
- CHARLES EVANS (295), RB, Clark
- JOE RANDOLPH (322), WR, Elon

1993 (Drafted Alternately 21st, 24th, 23rd, 22nd, 21st, 20th)

- ROBERT SMITH (21), RB, Ohio St.
- QADRY ISMAIL (52), WR, Syracuse
- (A) JOHN GERAKE (57), G, Penn St., Choice from Seattle in Keith Millard trade.
- (B) GILBERT BROWN (79), DT, Kansas
- ASHLEY SHEPPARD (106), LB, Clemson
- EVERETT LINDSAY (133), T, Mississippi
- NO CHOICE, traded to Washington for George Hinkle and Joe Johnson.
- GINO TORRETTA (192), QB, Miami
- NO CHOICE, traded to San Francisco for Keith Henderson.

1994 (Drafted Alternately 19th, 18th, 17th, 16th, 20th)

- (A) DEWAYNE WASHINGTON (18), CB, North Carolina St. Choice from Denver in Gary Zimmerman trade.
- (B) TODD STEUSIE (19), T, California
- (A) DAVID PALMER (40), WR/RB, Alabama. Choice from Atlanta in Chris Doleman trade.
- (B) NO CHOICE. Compensation choice to Atlanta in Chris Doleman trade.
- (C) NO CHOICE. To LA Raiders for 2nd and 4th choices in 1994.
- FERNANDO SMITH (55), DE, Jackson St. Choice from L.A. Raiders in exchange of draft picks.
- NO CHOICE. To Pittsburgh in Adrian Cooper trade.
- (A) NO CHOICE. To Houston in Warren Moon trade.
- (B) MIKE WELLS (125), DT, Iowa. Choice from LA Raiders in exchange of draft picks.
- (A) SHELLY HAMMONDS (134), CB, Penn State. Choice from Washington in Rich Gannon trade.

- (B) NO CHOICE. To Kansas City in Barry Wood trade.
- (A) ANDREW JORDAN (179), TE, Western Carolina. Choice from Denver in Gary Zimmerman trade.
- (B) NO CHOICE. To Pittsburgh in Adrian Cooper trade.
- PETE BERCICH (211), LB, Notre Dame

1995 (Drafted Alternately 24th, 23rd, 25th)

- (A) DERRICK ALEXANDER (11), DE, Florida State. Choice from Denver through Atlanta in Chris Doleman trade.
- (B) KERRY STRINGER (24), T, Ohio State
- (A) ORLANDO THOMAS (42), S, SW Louisiana. Choice from Denver in Gary Zimmerman trade.
- (B) COREY FULLER (55), CB, Florida State
- NO CHOICE. To Houston in Warren Moon trade.
- (A) CHAD MAY (121), QB, Kansas St. Choice from Denver for 4th and 6th choices in 1995.
- (B) NO CHOICE, traded to Denver.
- JAMES STEWART (157), RB, Miami
- (A) NO CHOICE, traded to Denver.
- (B) JOHN SOLOMON (196), LB, Sam Houston State. Choice from NY Giants in Vencie Glenn trade.
- (A) JOSE WHITE (232), DT, Howard
- (B) JASON FISK (243), DT, Stanford. Compensatory Selection.

1996 (Drafted Alternately 16th, 15th, 14th, 17th)

- DUANE CLEMONS (16), LB, California
- JAMES MANLEY (45), DT, Vanderbilt
- MOE WILLIAMS (75), RB, Kentucky
- (A) HUNTER GOODWIN (97), TE, Texas A&M. Choice from Arizona in exchange of draft picks.
- (B) NO CHOICE. Traded to Arizona in exchange of draft picks.
- (A) SEAN BOYD (137), S, North Carolina. Choice from NY Giants in Vencie Glenn trade.
- (B) NO CHOICE. Traded to Arizona in exchange of draft picks.
- NO CHOICE. To NY Giants in Vencie Glenn trade.
- JON MERRILL (223), OL, Duke.

1997 (Drafted Alternately 20th, 19th, 18th, 17th, 21st)

- DWAYNE RUDD (20), LB, Alabama
- TORRIAN GRAY (49), S, Virginia Tech
- STALIN COLINET (86), DE, Boston College
- ANTONIO BANKS (113), CB, Virginia Tech
- TONY WILLIAMS (150), DT, Memphis
- ROBERT TATE (183), WR, Cincinnati
- (A) ARTIE ULMER (220), LB, Valdosta St.
- (B) MATTHEW HATCHETTE (235), WR, Langston. Compensatory Selection.

1998 (Drafted Alternately 21st, 20th, 19th, 18th, 21st)

- RANDY MOSS (21), WR, Marshall
- KAILAE WONG (51), LB, Stanford
- RAIMON McDONALD (80), DB, New Mexico
- KUUSAMAA MAYS (110), LB, North Carolina
- KERRY COOKS (444), SS, Iowa
- MATT BIRK (173), OT, Harvard
- (A) CHESTER BURNETT (208), LB, Arizona
- (B) TONY DARDEN (225), CB, Texas Tech. Compensatory Selection.



Matt Birk, Harvard

1999 (Drafted 29th)

- (A) DAUNTE CULPEPPER (11), QB, Central Florida. Choice from Washington in Brad Johnson trade.
- (B) DIMITRIOS UNDERWOOD (29), DE, Michigan St.
- (A) JIM KLEINSASER (44), TE, North Dakota. Choice from Pittsburgh in exchange of draft picks.
- (B) NO CHOICE. Traded to Pittsburgh in exchange of draft picks.
- (A) NO CHOICE. Traded to Pittsburgh in exchange of draft picks.
- (B) NO CHOICE. Traded to New England for Jimmy Hitchcock in 1998.
- (A) KENNY WRIGHT (120), DB, Northwestern St. Choice from Miami for Hunter Goodwin.
- (B) JAY HUMPHREY (125), T, Texas
- (A) NO CHOICE. Traded to Pittsburgh.
- (B) CHRIS JONES (169), LB, Clemson. Compensatory Selection.
- (A) TALANCE SAWYER (185), DL, UNLV. Choice from Tampa Bay for Pittsburgh for Everett Lindsay.
- (B) ANTICO DALTON (193), LB, Hampton
- NOEL SCARLETT (236), DL, Langston

2000 (Drafted 26th)

1. **CHRIS HOVAN** (26), DT, Boston College
2. **(A) FRED ROBBINS** (59), DT, Wake Forest. Choice from Washington in Brad Johnson trade.
3. **(B) MICHAEL BOIREAU** (56), DE, Miami (Fla.)
4. **DOUG CHAPMAN** (88), RB, Marshall
5. **(A) ANTONIO WILSON** (106), LB, Texas A&M-Commerce. Choice from Baltimore for Everett Lindsay.
6. **(B) TYRONE CARTER** (118), DB, Minnesota
7. **(A) NO CHOICE.** Traded to Washington in Brad Johnson trade.
8. **(B) TROY WALTERS** (165), WR, Stanford
9. **NO CHOICE.** Traded to Baltimore for Everett Lindsay.
10. **(A) NO CHOICE.** Traded to Cleveland with Stalin Colinet for Jerry Ball in 1999. Compensatory Selection.
11. **(B) MIKE MALANO** (240), C, San Diego St. Compensatory Selection.
12. **(C) GILES COLE** (244), TE, Texas A&M-Kingsville. Compensatory Selection.
13. **(D) LEWIS KELLY** (248), OL, South Carolina St. Compensatory Selection.

2001 (Drafted 27th)

1. **MICHAEL BENNETT** (27), RB, Wisconsin
2. **ALAN HOWARD** (57), DT, Stanford
3. **(A) ERIC KELLY** (69), CB, Kentucky. Choice from New England in exchange of draft picks.
4. **(B) NO CHOICE.** Traded to New England in exchange of draft picks.
5. **(A) NO CHOICE.** Traded to New England in exchange of draft picks.
6. **(B) SHAWN WORTHEN** (130), DT, TCU.
7. **(C) CEDRIC JAMES** (131), WR, TCU.
8. **CAREY CHUKWURAH** (157), LB, Wyoming
9. **CAREY SCOTT** (199), CB, Kentucky State
10. **BRIAN CRAWFORD** (225), T, Western Oregon

2002 (Drafted 7th)

1. **BRYANT MCKINNIE** (7), T, Miami (Fla.)
2. **RADNALL SMITH** (38), LB, Washington St.
3. **WILLIE OFFORD** (70), DB, South Carolina
4. **(A) BRIAN WILLIAMS** (105), DB, Northern State
5. **(B) ED TATAMU** (132), C, Utah
6. **NO CHOICE.** Traded to Cleveland for Travis Prentice and Spurgeon Wynn.
7. **NICK ROGERS** (177), LB, Georgia Tech
8. **CHAD BEASLEY** (218), DT, Virginia Tech



E.J. Henderson, Maryland

2003 (Drafted 7th)

1. **KEVIN WILLIAMS** (9), DT, Oklahoma State
2. **E.J. HENDERSON** (40), LB, Maryland
3. **NATE BURLESON** (71), WR, Nevada-Reno
4. **ONTERRIO SMITH** (105), RB, Oregon
5. **NO CHOICE.** Traded to Cleveland for Everett Lindsay and Stalin Colinet.
6. **(A) EDDIE JOHNSON** (180), P, Idaho State
7. **(B) MICHAEL NATTIEL** (190), LB, Florida. Choice from New Orleans for Todd Bouman.
8. **KEENAN HOWRY** (221), WR, Oregon

2004 (Drafted 19th)

1. **(A) NO CHOICE.** Traded to Miami in exchange of draft picks.
2. **(B) KENECHI UDEZE** (20), DE, USC. Choice from Miami in exchange of draft picks.
3. **(A) DONTARRIOUS THOMAS** (48), LB, Auburn. Choice from New Orleans.
4. **(B) NO CHOICE.** Traded to New Orleans for 2a
5. **(A) NO CHOICE.** Traded to Washington for 2a
6. **DARRION SCOTT** (88), DE, Ohio State. Choice obtained from Baltimore.
7. **(A) NAT DORSEY** (115), T, Georgia Tech
8. **(B) MEWELDE MOORE** (119), RB, Tulane. Choice obtained from Miami in exchange of draft picks.
9. **ROD DAVIS** (155), LB, Southern Mississippi. Choice obtained from Baltimore.
10. **DEANDRE ELLAND** (184), DB, South Carolina
11. **JEFF DUGAN** (220), TE, Maryland

2005 (Drafted 18th)

1. **(A) TROY WILLIAMSON** (7), WR, South Carolina. Choice from Oakland in Randy Moss trade.
2. **(B) ERASMUS JAMES** (18), DE, Wisconsin
3. **MARCUS JOHNSON** (49), G, Mississippi
4. **DUSTIN FOX** (80), S, Ohio State
5. **(A) CIATRICK FASON** (112), RB, Florida. Choice from Washington in exchange of picks.
6. **(B) NO CHOICE.** To Washington for 4a
7. **NO CHOICE.** Traded to Washington in exchange of draft picks.
8. **C.J. MOSLEY** (191), DT, Missouri
9. **(A) ADRIAN WARD** (219), CB, Texas-El Paso. Choice from Oakland in Randy Moss trade.
10. **(B) NO CHOICE.** Traded to NY Jets in Sam Cowart trade.

2006 (Drafted 17th)

1. **CHAD GREENWAY** (17), LB, Iowa
2. **(A) CEDRIC GRIFFIN** (48), CB, Texas
3. **(B) RYAN COOK** (51), C, New Mexico. Choice from Miami in Dante Luperpeter trade.
4. **(C) TARVARIS JACKSON** (64), QB, Alabama State. Choice from Pittsburgh in exchange of picks.
5. **(A) NO CHOICE.** Compensatory selection traded to Pittsburgh in exchange of picks.
6. **(B) NO CHOICE.** Traded to Pittsburgh in exchange of picks.
7. **(A) Traded** to Philadelphia for 4b and G Artis Hicks.
8. **(B) RAY EDWARDS** (127), DE, Purdue. Choice from Philadelphia in exchange of draft picks.
9. **GREG BLUE** (149), S, Georgia
10. **NO CHOICE.** Traded to Philadelphia for Artis Hicks.
11. **NO CHOICE.** Traded to San Diego for G Toniu Fonoti.

2007 (Drafted 7th)

1. **ADRIAN PETERSON** (7), RB, Oklahoma
2. **(A) NO CHOICE.** Pick to Atlanta for 2b and Denver Broncos 4c.
3. **(B) SIDNEY RICE** (44), WR, South Carolina. Choice from Atlanta in exchange of draft picks.
4. **MARCUS MCCAULEY** (72), CB, Fresno State.
5. **(A) BRIAN ROBISON** (102), DE, Texas. Choice from Tampa Bay in exchange of draft picks.
6. **(B) NO CHOICE.** Traded to Tampa Bay for 4a.
7. **(C) NO CHOICE.** Pick from Denver traded back to Denver for 3 choices in 2008.
8. **AUNDRAE ALLISON** (146), WR, East Carolina.
9. **(A) RUFUS ALEXANDER** (176), LB, Oklahoma. Choice from Denver in exchange of draft picks.
10. **(B) NO CHOICE.** Traded to Tampa Bay for 4a.
11. **(A) TYLER THIGPEN** (217), QB, Coastal Carolina.
12. **(B) CHANDLER WILLIAMS** (233), WR, Florida International. Choice from Denver in exchange of picks.

2008 (Drafted 17th)

1. **NO CHOICE.** Traded to Kansas City for DE Jared Allen
2. **(A) TYRELL JOHNSON** (43), S, Arkansas State. Choice from Carolina in exchange of draft picks.
3. **(B) NO CHOICE.** Traded to Philadelphia for 2a, 5c.
4. **(A) NO CHOICE.** Traded to Kansas City for DE Jared Allen
5. **(B) NO CHOICE.** Traded to Kansas City for DE Jared Allen
6. **(A) JOHN DAVID BOOTY** (137), QB, USC. Choice from Green Bay in exchange of draft picks.
7. **(B) NO CHOICE.** Traded to Green Bay for 5a.
8. **(C) LETROY GUION** (152), DT, Florida State. Choice from Philadelphia in exchange of draft picks.
9. **(A) NO CHOICE.** Traded to Kansas City for Jared Allen and 5b.
10. **(B) JOHN SULLIVAN** (187), C, Notre Dame. Choice from Kansas City in exchange of draft picks.
11. **(C) JAYMAR JOHNSON** (193), WR, Jackson State. Choice from Jacksonville in Troy Williamson trade.
12. **(A) Pick** from St. Louis traded to Green Bay in exchange of draft picks.
13. **(B) NO CHOICE.** Traded to N.Y. Jets in Brooks Bollinger trade.

2009 (Drafted 22nd)

1. **PERCY HARVIN** (22), WR, Florida
2. **PHIL LODOLTY** (54), T, Oklahoma
3. **ASHER ALLEN** (86), CB, Georgia
4. **NO CHOICE.** Traded to Houston for QB Sage Rosenfels.
5. **(A) JASPER BRINKLEY** (150), LB, South Carolina. Choice from Washington.
6. **(B) NO CHOICE.** Traded to Washington for 5a.
7. **NO CHOICE.** Pick from Washington traded to Philadelphia for Kelly Holcomb.
8. **(A) Choice** from Washington for Erasmus James traded back for 5a.
9. **(B) JAMARCA SANFORD** (231), S, Mississippi.

2010 (Drafted 30th)

1. **NO CHOICE.** Traded to Detroit in exchange of draft picks.
2. **(A) CHRIS COOK** (34), CB, Virginia. Choice from Detroit in exchange of picks.

3. **(B) TOBY GERHART** (51), RB, Stanford. Choice from Houston in exchange of picks.
4. **NO CHOICE.** Traded to Houston for 2B.
5. **(A) EVERSON GRIFFEN** (100), DE, USC. Choice from Detroit in exchange of picks.
6. **(B) NO CHOICE.** Traded to Detroit in exchange of draft picks.
7. **(A) CHRIS DEGAERE** (161), T, Wake Forest
8. **(B) NATE TRIPLETT** (167), LB, Minnesota. Compensatory Selection.
9. **JOE WEBB** (199), QB, UAB
10. **(A) MICKY SHULER** (214), TE, Penn State. Choice from Cleveland through Detroit trade for draft picks.
11. **(B) RYAN D'IMPARIO** (237), LB, Rutgers.



Everson Griffen, USC

2011 (Drafted Alternately 12th, 11th, 9th, 8th, 7th, 13th)

1. **CHRISTIAN PONDER** (12), QB, Florida State
2. **KYLE RUDDOLPH** (43), TE, Notre Dame
3. **NO CHOICE.** Traded to New England for Randy Moss.
4. **CHRISTIAN BALLARD** (105), DT, Iowa
5. **(A) BRANDON BURTON** (139), CB, Utah
6. **(B) NO CHOICE.** Traded to Cleveland for 6a and 6b.
7. **(A) DEMARCUS LOVE** (168), DT, Arkansas. Choice from Cleveland in exchange of picks.
8. **(B) MISTRAL RAYMOND** (170), S, South Florida. Choice from Cleveland in exchange of picks.
9. **(C) BRANDON FUSCO** (172), C, Slippery Rock
10. **(D) ROSS HOGAN** (200), LB, Ohio State. Compensatory Selection.
11. **(A) DAUNDRÉ REED** (215), DE, Arizona
12. **(B) STEPHEN BURTON** (236), WR, West Texas A&M. Compensatory Selection.

2012 (Drafted 3rd)

1. **NO CHOICE.** Traded to Cleveland in exchange of draft picks.
2. **(B) MATT KALIL** (4), T, USC. Choice from Cleveland for 1a
3. **(C) HARRISON SMITH** (29), S, Notre Dame. Choice from Baltimore for 2 and 4a.
4. **NO CHOICE.** Traded to Baltimore for 1c.
5. **JOE ROBINSON** (66), CB, Central Florida
6. **NO CHOICE.** Traded to Baltimore for 1c.
7. **(A) JARVIS WRIGHT** (118), WR, Arkansas. Choice from Cleveland for 1a.
8. **(C) RHETT ELLISON** (128), TE, USC. Compensatory Selection.
9. **(D) GREG CHILDS** (134), WR, Arkansas. Compensatory Selection.
10. **NO CHOICE.** Traded to Detroit for 7c and 4th in '13
11. **(B) ROBERT BLANTON** (139), DB, Notre Dame. Choice from Cleveland for 1a.
12. **(A) NO CHOICE.** Traded to Washington for D. Nabbs
13. **(B) BLAIR WALSH** (175), G, Georgia. Choice from Cleveland in the Jayme Mitchell trade.
14. **(A) AUDIE COLE** (210), LB, NC State.
15. **(B) NO CHOICE.** Traded to Tennessee for 7th in '13. Choice from Cleveland for 1a.
16. **(C) TREVOR GUYTON** (219), DL, California. Choice from Detroit for 5a.
17. **(D) NO CHOICE.** Traded to Detroit for 5a and 4th in '13. Choice from New England in the Randy Moss trade.

2013 (Drafted 23rd)

1. **(A) SHARRIF FLOYD** (23), DT, Florida
2. **(B) XAVIER ROODES** (25), CB, Florida State. Choice from Seattle for Percy Harvin.
3. **(C) CORDARRELLE PATTERSON** (29), WR, Tennessee. Choice from New England for 2, 3, 4a, 7c.
4. **NO CHOICE.** Traded to New England for 1c.
5. **NO CHOICE.** Traded to New England for 1c.
6. **(A) NO CHOICE.** Traded to New England for 1c.
7. **(B) GERALD HODGES** (202), LB, Penn State.
8. **JEFF LOCKE** (155), P, UCLA.
9. **(A) NO CHOICE.** Traded to Tampa Bay for 6B, 7D
10. **(B) JEFF BACA** (196), G, UCLA. Choice from Tampa Bay for 6A.
11. **(A) MICHAEL MAUTI** (213), LB, Penn State.

- (B) **TRAVIS BOND** (214), G, North Carolina. Choice from Seattle for Percy Harvin.
- (C) **NO CHOICE**. Traded to New England for 1C. Choice from Tennessee for 7B in 2012.
- (D) **EVERETT DAWKINS** (229), DT, Florida State.

2014 (Drafted 8th)

- (A) **NO CHOICE**. Traded to Cleveland for 1B and 5A.
- (B) **ANTHONY BARR** (9), LB, UCLA. Choice from Cleveland for 1A.
- (C) **TEDDY BRIDGEWATER** (32), QB, Louisville. Choice from Seattle for 2 and 4.
- (D) **NO CHOICE**. Traded to Seattle for 1C.
- (A) **SCOTT CRICHTON** (72), DE, Oregon State.
- (B) **JERICK MCKINNON** (96), RB, Georgia Southern. Choice from Seattle for Percy Harvin.
- (C) **NO CHOICE**. Traded to Seattle for 1C.
- (A) **DAVID YANKEY** (145), G, Stanford. Choice from Cleveland for 1A.
- (B) **NO CHOICE**. Traded to Carolina for 5C and 7C.
- (C) **NO CHOICE**. Traded to Atlanta for 6A and 7A.
- (A) **ANTONE EXUM** (182), S, Virginia Tech. Choice from Atlanta for 5C.
- (B) **KENDALL JAMES** (184), CB, Maine.
- (A) **SHAMAR STEPHEN** (220), DT, Connecticut. Choice from Atlanta for 5C.
- (B) **BRANDON WATTS** (223), LB, Georgia Tech.
- (C) **JABARI PRICE** (225), CB, North Carolina. Choice from Carolina for 5B.

2015 (Drafted alternately 11th, 13th, 12th)

- TRAE WAYNES** (11), CB, Michigan State.
- ERIC KENDRICKS** (45), LB, UCLA.
- (A) **NO CHOICE**. Traded to Kansas City for 3b and 3c.
- (B) **NO CHOICE**. Traded to Detroit for 3c and 5b.
- (C) **BRANDON WATTS** (223), LB, Georgia Tech.
- (C) **DANIELLE HUNTER** (88), DE, LSU. Choice from Detroit for 3b.
- TJ. CLEMMINGS** (110), DE, Pittsburgh.
- (A) **NO CHOICE**. Traded to Atlanta for 5c and 6a. Choice from Buffalo via Tampa Bay for Matt Cassel.



Danielle Hunter, LSU

- (B) **MYCOLE PRUITT** (143), TE, Southern Illinois. Choice from Detroit for 3b.
- (C) **STEFON DIGGS** (146), WR, Maryland. Choice from Atlanta for 5a.
- (D) **NO CHOICE**. Traded to Miami for Mike Wallace and 7b.
- (A) **TYRUS THOMPSON** (185), S, Oklahoma. Choice from Atlanta for 5a.
- (B) **NO CHOICE**. Traded to Buffalo for 5a and Matt Cassel.
- (C) **B.J. DuBOISE** (193), DE, Louisville. Choice from Kansas City for 3a.
- (A) **AUSTIN SHEPHERD** (228), T, Alabama.
- (C) **EDMOND ROBINSON** (232), LB, Newberry. Choice from Miami for Mike Wallace.

2016 (Drafted 23rd)

- LAQUAN TREADWELL** (23), WR, Mississippi.
- MACKENSIE ALEXANDER** (54), CB, Clemson.
- NO CHOICE**. Traded to Miami for 6b, 3rd and 4th (Conditional) in 2017.
- WILLIE BEAVERS** (121), T, Western Michigan.
- KENTRELL BROTHERS** (160), LB, Missouri (160).
- (A) **MORTIZ BOHRINGER** (180), WR, No College. Choice from San Francisco for Gerald Hodges.
- (B) **NO CHOICE**. Traded to Miami for 6d (196) and 7a (227). Choice from Miami for 3rd.
- (C) **DAVID MORGAN** (188), TE, Texas-San Antonio. Choice from Philadelphia for 6d and 7b.
- (D) **NO CHOICE**. Traded to Philadelphia for 6c (196). Choice from Miami for 6b.
- (A) **STEPHEN WEATHERLY** (227), LB, Vanderbilt. Choice from Miami for 6b.
- (B) **NO CHOICE**. Traded to Philadelphia for 6c.
- (C) **JAYRON KEARSE** (244), S, Clemson.

2017 (Drafted 14th/15th)

- NO CHOICE**. Traded to Philadelphia for QB Sam Bradford in 2016.
- (A) **DALVIN COOK** (41), RB, Florida State. Choice from Cincinnati for 2b and 4c.
- (B) **NO CHOICE**. Traded to Cincinnati for 2a.
- (A) **PAT ELFLEIN** (70), C, Ohio State. Choice from NY jets for 3b and 5a.
- (B) **NO CHOICE**. Traded to NY jets for 3a.
- (C) **NO CHOICE**. Traded to Kansas City for 3d, 4d, and 7e. Choice from Miami for 3rd in 2016.
- (D) **NO CHOICE**. Traded to San Francisco for 4a. Choice from Kansas City for 4c.
- (A) **JALEEL JOHNSON** (109), DT, Iowa. Choice from San Francisco for 3d.
- (B) **BEN GEDDEON** (120), LB, Michigan.
- (C) **NO CHOICE**. Traded to Cincinnati for 2a.
- (D) **NO CHOICE**. Traded to Philadelphia for 4e and 7c. Choice from Kansas City for 3c.
- (E) **NO CHOICE**. Traded to Kansas City for 5b and 5c. Choice from Philadelphia for 4c.
- (A) **NO CHOICE**. Traded to NY jets for 3a.
- (B) **RODNEY ADAMS** (170), WR, South Florida. Choice from Kansas City for 4e.
- (C) **DANNY ISIDORA** (180), G, Miami. Choice from Kansas City for 4e.




Dalvin Cook, Florida State

- (A) **NO CHOICE**. Traded to Washington for 6b and 7a.
- (B) **BUCKY HODGES** (201), TE, Virginia Tech. Choice from Washington for 6a.
- (A) **STACY COLEY** (219), WR, Miami. Choice from San Francisco for 4d.
- (B) **IFEADI ODENIGBO** (220), DE, Northwestern. Choice from Washington for 6a.
- (C) **NO CHOICE**. Traded to Washington for 6b and 7b. Choice from Philadelphia for 4d.
- (D) **ELIJAH LEE** (232), LB, Kansas State.
- (E) **JACK TOCHO** (245), CB, North Carolina State. Choice from Kansas City for 3c.

2018 (Drafted 30th)

- MIKE HUGHES** (30), CB, UCF.
- BRIAN O'NEILL** (62), T, Pittsburgh.
- NO CHOICE**. Traded to Tampa Bay for 4a.
- JALYN HOLMES** (102), DE, Ohio State. Choice from Tampa Bay for 3.
- (A) **TYLER CONKLIN** (157), TE, Central Michigan. Choice from NY jets for 6a.
- (B) **DANIEL CARLSON** (167), K, Auburn. Choice from NY jets.
- (A) **NO CHOICE**. Traded to NY jets.
- (B) **COLBY GOSSETT** (213), G, Appalachian State.
- (C) **ADE ARUNA** (218), DE, Tulane.
- (A) **DEVANTE DOWNS** (225), LB, California. Choice from NY jets.
- (B) **NO CHOICE**. Traded to Seattle.

BOLD denotes players who made the Vikings active roster at some point in their career.



The NFL Draft has changed tremendously over the years. Pictured, Bud Grant works through the 1973 Draft that produced Rookie of the Year RB Chuck Foreman out of Miami with the #12 overall selection.



PRO FOOTBALL HALL OF FAME ENSHINEES



RANDY MOSS

Wide Receiver...6' 4" 198 lbs...Marshall...14 seasons: Minnesota Vikings (1998-04, '10), Oakland Raiders (2005-06), New England Patriots (2007-10), Tennessee Titans (2010), San Francisco 49ers (2012)...Played in 213 career games with 193 starts, 113 and 108 of those with the Vikings...Ranks 2nd in NFL history with 156 TD catches, 4th with 15,292 yards receiving and 15th with 982 catches...Holds NFL record with 23 TD catches in 2007...Went to 6 Pro Bowls (1998, '99, '00, '02, '03) and earned 4 All-Pro honors (1998, '00, '03, '07)...Named to the NFL's Team of the Decade for the 2000s...NFL AP Offensive Rookie of the Year in 1998 and set NFL record for TD catches by a rookie with 17...Ranks 2nd in NFL history with 10 career 1,000-yard seasons and 3rd with 64 career 100-yard games...Threw 2 career TD passes, scored a punt return TD and had 4 career 2-pt. conversions...Drafted in 1998, #21 overall, by Vikings...Inducted into Pro Football Hall of Fame on August 4, 2018...Born February 13, 1977 in Rand, WV...Presented by Thaddeus Moss...Other induction class members: Bobby Beathard, Robert Brazile, Brian Dawkins, Jerry Kramer, Ray Lewis, Terrell Owens, Brian Urlacher.



MICK TINGELHOFF

Center...6' 2" 237 lbs...Nebraska...17 seasons: Minnesota Vikings (1962-1978)...Played in and started 240 consecutive games, never missing a start in his 17 seasons...Named All-Pro 7 consecutive years...Played in 6 straight Pro Bowls...Named to the 1,000-Yard Club in 1969, honoring the NFL's top blocker...Started at center in four Super Bowls (IV, VIII, IX, XI)...Signed with the Vikings as a rookie free agent in 1962, taking over starting duties at C in the 2nd preseason game and never relinquishing them until his retirement following the 1978 season...Born May 22, 1940 in Lexington, NE...Inducted into the Vikings Ring of Honor November 25, 2001...Inducted into the Pro Football Hall of Fame on August 8, 2015...Presented by Fran Tarkenton...Other induction class members: Jerome Bettis, Tim Brown, Charles Haley, Bill Polian, Junior Seau, Will Shields and Ron Wolf.



CHRIS CARTER

Wide Receiver...6' 3" 210 lbs...Ohio State...16 seasons: Philadelphia Eagles (1987-89), Minnesota Vikings (1990-2001), Miami Dolphins (2002)...Played 234 career games, including 188 games and 177 starts as a Viking...At the time of his retirement in 2002, he ranked 2nd in NFL history with 1,101 receptions and 130 TDs...Ended career with 13,899 yards...Went to 8 consecutive Pro Bowls, 1993-2000...Named to All-Decade team for 1990s...Played on only 2 teams with losing records in his 16 NFL seasons...Holds Vikings records with 1,004 receptions, 110 TD catches and 12,383 yards...Named NFL's Walter Payton Man of the Year in 1999 and Byron Whizzer White Award winner from the NFLPA...Named to 50 Greatest Vikings team in 2010...Inducted into Vikings Ring of Honor on September 14, 2003...Acquired by Vikings off waivers from Philadelphia in 1990...Born November 25, 1965 in Troy, OH...Inducted to Pro Football Hall of Fame August 3, 2013...Presented by his son, Duron Carter...Other induction class members: Larry Allen, Curley Culp, Jonathan Ogden, Bill Parcells, Dave Robinson, Warren Sapp.



CHRIS DOLEMAN

Defensive End...6' 5" 262 lbs...Pittsburgh...15 seasons: Minnesota Vikings (1985-93, '99), Atlanta Falcons (1994-95), San Francisco (1996-98)...Selected to 8 career Pro Bowls, 6 with Minnesota (1987-90, '92-93) and 1 each with Atlanta ('95) and San Francisco ('97)...Named 1st or 2nd-Team All-Pro 5 times...Named to NFL Team of the Decade for the 1990s...Ranks 4th in NFL history with 150.5 career sacks...Played on 4 defensive units that ranked #1 in the NFL—Minnesota (1988, '89, '93) and San Francisco ('97)...Started all 17 career playoff games he played in...Led NFL in 1989 with 21.0 sacks, tied for 4th-most in NFL history and ranks 2nd in Vikings history...Selected with #4 overall choice in 1985 NFL Draft...Suffered only 3 losing seasons in his 15-year career...Inducted into Vikings Ring of Honor in 2011...Inducted into the Pro Football Hall of Fame on August 4, 2012...Presented by his son, Evan Doleman...Other induction class members: Jack Butler, Demontii Dawson, Cortez Kennedy, Curtis Martin and Willie Roaf.



JOHN RANDLE

Defensive Tackle...6' 1" 283 lbs...Texas A&M...14 seasons: Minnesota Vikings (1990-2000), Seattle Seahawks (2001-03)...Started 6-straight Pro Bowls for the NFC (1993-98) and went to the Pro Bowl with the Seahawks in 2001...Named to All-Decade team for 1990s...Led or tied for the team lead 9 times in his 11 Vikings seasons and had 10+ sacks in 8 straight seasons from 1993-2000...Started 150 of the 176 games he played for the Vikings...Leads all DTs in NFL history with 137.5 career sacks...His 114.0 sacks ranks 3rd in Vikings history and most by DT...Signed with Vikings as an undrafted rookie free agent in 1990...Inducted into College Football Hall of Fame for his Texas A&M career...Born December 12, 1967, in Hearne, TX...Inducted into the Vikings Ring of Honor on November 30, 2008...Inducted into the Pro Football Hall of Fame on August 7, 2010...Presented by John Terlinck...Other induction class members: Russ Grimm, Rickey Jackson, Dick LeBeau, Floyd Little, Jerry Rice and Emmitt Smith.



RANDALL MCDANIEL

Guard...6' 3" 287 lbs...Arizona State...14 seasons: Minnesota Vikings (1988-99), Tampa Bay Buccaneers (2000-01)...Started 12 consecutive Pro Bowls (1989-2000), setting an NFL record...Started 202 consecutive games in his career...Blocked for five 1,000-yard rushers in his career and four 3,000-yard passers...Earned spot on Pro Football Hall of Fame's Team of the Decade for the 1990s...His 190 games played as a Viking is tied for 7th in team history with offensive tackle Grady Alderman...Selected with the 19th overall pick in the 1988 NFL Draft...Born December 19, 1964, in Phoenix, AZ...Inducted into the Vikings Ring of Honor on December 17, 2006...Inducted August 8, 2009...Presented by O.K. Fulton...Other induction class members: Bob Hayes, Bruce Smith, Derrick Thomas, Ralph Wilson Jr. and Rod Woodson.



GARY ZIMMERMAN

Tackle...6' 6" 294 lbs...Oregon...14 seasons: LA Express (1984-85), Minnesota Vikings (1986-92), Denver Broncos (1993-97)...Played and started 108 games for the Vikings...Played in 184 career NFL games...Named All-Pro 8 times, including 3 with Minnesota in 1988, '89 and '92...Selected to 7 Pro Bowls, including 1987-89, '92 with the Vikings...Originally selected in the 1st round of the 1984 Supplemental Draft by NY Giants and in 1984 USFL Draft by LA Express where he spent 1984 and '85 seasons...Vikings acquired his rights via trade with NY Giants in 1986...Helped Vikings to 1987 NFC Championship game...Traded to Denver in 1993 preseason...Won Super Bowl XXXII with Denver...Named to NFL All-Decade teams for 1980s and 1990s...Born December 13, 1961, in Fullerton, CA...Inducted August 2, 2008...Presented by Pat Bowlen...Other induction class members: Fred Dean, Darrell Green, Art Monk, Emmitt Thomas, Andre Tippett.



CARL ELLER

Defensive End...6' 5" 250 lbs...Minnesota...16 seasons: Minnesota Vikings (1964-1978), Seattle Seahawks (1979)...Played in 209 and started 201 games as a Viking, joining Jim Marshall and Mick Tingelhoff as the only players in team history to start 200+ games...Played in 225 career NFL games...Named All-Pro 5 times, including 4 straight from 1968-71...Played in 6 Pro Bowls, 1968-71, 73-74...Started at left defensive end in four Super Bowls (IV, VIII, IX, XI)...Vikings won the NFC Central in 10 of his final 11 seasons with the team...Vikings career record holder with 130.0 sacks...Had 1+ sacks in team-record 94 career games and is the only Viking to post 15+ sacks in a season multiple times...Selected with the 6th overall pick in the NFL Draft in 1964...Born January 25, 1942, in Winston-Salem, NC...Inducted August 8, 2004...Presented by Regis Eller...Other induction class members: Bob Brown, John Elway, Barry Sanders.



RON YARY

Tackle...6' 5" 255 lbs...Southern California...15 seasons: Minnesota Vikings (1968-1981), Los Angeles Rams (1982)...Drafted by Minnesota with the 1st overall pick in 1968...Took over the Vikings right tackle spot midway through the 1969 season and was a fixture there for the rest of his career...Was named All-Pro 6 consecutive times...Was All-NFC 8 straight seasons...Played in 7 Pro Bowls...Started at right tackle in Super Bowls IV, VII, IX, XI...Missed only 2 games in his career with injuries due to a broken ankle in 1980 but came back to play with the injury for the rest of the season...His blend of size, speed and strength was unique at the time and ushered in a new era of offensive line play...Born July 16, 1946, in Chicago, IL...Inducted into the Hall of Fame August 4, 2001...Presented by John Michels...Other induction class members: Nick Buoniconti, Marv Levy, Mike Munchak, Jackie Slater, Lynn Swann, Jack Youngblood.



PAUL KRAUSE

Safety...6' 3" 200 lbs...Iowa...16 seasons: Washington Redskins (1964-1967) and Minnesota Vikings (1968-1979)...Second-round pick by Washington Redskins, 1964...Led NFL in interceptions with 12 as a rookie and was named 1st-team All Pro...In his 1st season as a Viking he intercepted passes in 6 consecutive games...Still the all-time NFL leader in interceptions with 81...Also ranks 3rd all-time with 1,185 career yards on interception returns...His 10 interceptions in 1975 remains a club record...Played in 8 Pro Bowls...Started at safety in 4 Super Bowls (IV, VIII, IX, XI)...Voted All-NFL 4 times and All-NFC 5 times...Born February 19, 1942, in Flint, MI...Inducted into the Pro Football Hall of Fame August 1, 1998...Presented by Jerry Burns...Other induction class members: Tommy McDonald, Anthony Munoz, Mike Singletary, Dwight Stephenson.



JIM FINKS

Administrator...Tulsa...22 seasons: Minnesota Vikings (1964-1973), Chicago Bears (1974-1982), New Orleans Saints (1986-1993)...Served as Vikings general manager and vice president...Hired Bud Grant in 1967 from the CFL...Finks helped the Vikings win 5 NFC Central Division crowns...Vikings appeared in Super Bowls IV and VIII under Finks' guidance...Developed Vikings, Bears and Saints, all teams with losing records, into winners...1973 NFL Executive of the Year...Long-time member of the NFL competition committee...Played DB/QB for the Pittsburgh Steelers (1949-1955)...Born August 31, 1927, in St. Louis, MO...Died May 8, 1994...Inducted posthumously into the Hall of Fame July 29, 1995...Represented by his son, Jim Finks, Jr...Presented by Edward W. McCaskey...Other induction class members: Henry Jordan, Steve Largent, Lee Roy Selmon, Kellen Winslow.



BUD GRANT

Head Coach...Minnesota...18 seasons: Minnesota Vikings (1967-1983, 1985)...NFL regular season coaching record 158-96-5...Had 10-12 mark in postseason play...Led Vikings to 11 NFC/NFL divisional championships, claiming titles in 1968-71, 1973-78, 1980...Led team to 1969 NFL title...National Football Conference Champions 1973, 1974, 1976...His Vikings teams played in Super Bowls IV, VIII, IX, XI...First person to be elected to both the Pro Football Hall of Fame and the Canadian Football League Hall of Fame (May 13, 1983)...In 28 seasons as a head coach, won a total of 290 football games...1969 NFL Coach of the Year...Came to the Vikings after a 10-year tenure (102-56-2) with the Winnipeg Blue Bombers in the Canadian Football League...Led Blue Bombers to 6 Western Conference championships...Grant brought the Bombers to 6 Grey Cups, winning the CFL Championship 4 times 1958, 1959, 1961 and 1962...Played 6 years of professional football, 2 with Philadelphia Eagles (1951-52) and 4 with the Winnipeg Blue Bombers (1953-1956)...Holds pro football record for most interceptions in a game with 5 vs. Saskatchewan (10/28/53)...Played 2 seasons with the NBA's Minneapolis Lakers (1949-1951) and won the 1949-50 NBA Championship with a 51-17 record...At an unveiling ceremony on December 1, 2014, the Vikings and the city of Minneapolis honored former Grant with a street named in his honor outside of the new Minnesota Stadium...Born May 20, 1927, in Superior, WI...Inducted into the Pro Football Hall of Fame July 30, 1994...Presented by Sid Hartman...Other induction class members: Tony Dorsett, Jimmy Johnson, Leroy Kelly, Jackie Smith, Randy White.



ALAN PAGE

Defensive Tackle...6' 4" 225 lbs...Notre Dame... 15 seasons: Minnesota Vikings (1967-1978), Chicago Bears (1978-1981)...Consensus All-America, 1966...First-round pick, 1967...Played in 236 straight games, including 4 Super Bowls (IV, VIII, IX, XI)...Named NFL Most Valuable Player 1971...Four-time NFC Defensive Player of the Year...All NFL/NFC 9 years...Played in 9 Pro Bowls...Career marks: 23 opponent fumble recoveries...Blocked 28 kicks...Recorded 148.5 sacks...Currently serves on the Minnesota Supreme Court...Remains active in the Twin Cities community through the Page Education Foundation...Born August 7, 1945, in Canton, OH...Inducted into the Hall of Fame July 30, 1988...Presented by Minneapolis public schools principal Willarene Beasley...Other HOF induction class members: Fred Biletnikoff, Mike Ditka, Jack Ham.



FRAN TARKENTON

Quarterback...6' 0" 185 lbs...Georgia...18 seasons: Minnesota Vikings (1961-66, 1972-78) New York Giants (1967-1971)...Third-round pick, 1961...An instant star with 4 TD passes coming off the bench to beat the Bears 37-13 in the 1st game in franchise history vs. Chicago (9/17/61)...Dealt to New York Giants in 1967 and back to the Vikings in 1972 in stunning trades...At retirement, led lifetime NFL passers in attempts (6,467), completions (3,686), passing yards (47,003), TD passes (342)...1975 NFL Most Valuable Player...Rushed for 3,674 yards, 32 touchdowns...Led Vikings to 3 Super Bowls (VIII, IX, XI)...A 4-time All-NFL selection...Played in 9 Pro Bowls...Born February 3, 1940, in Richmond, VA...Inducted into Hall of Fame August 2, 1986...Presented by Max Winter...Other induction class members: Paul Hornung, Ken Houston, Willie Lanier, Doak Walker.

OTHERS WHO PLAYED OR COACHED FOR THE VIKINGS IN THE PRO FOOTBALL HALL OF FAME

Player, Position, w/Vikings

	Inducted HOF
Hugh McElhenny, Halfback, 1961-62	1970
Norm Van Brocklin, Head Coach, 1961-66	1971
Jim Langer, Center, 1980-81	1987
Jan Stenerud, Kicker, 1984-85	1991
Dave Casper, Tight End, 1983	2002
Tony Dungy, Defensive Coordinator, 1992-95	2016
Warren Moon, Quarterback, 1994-96	2006
Morten Andersen, Kicker, 2004	2017
Emmitt Thomas, Defensive Coordinator, 2000-2001	2008
Brett Favre, Quarterback, 2009-10	2016
Mike Singletary, LB Coach, Special Assistant to the Head Coach, 2011-13	1998



WARREN MOON



HUGH McELHENNY



JAN STENERUD



TONY DUNGY



NORM VAN BROCKLIN



BRETT FAVRE

MINNESOTA VIKINGS RING OF HONOR

The Ring of Honor recognizes Vikings legends for their contributions to the success of the team on and off the field. Members of the Ring of Honor forever live in Vikings lore.



FRAN TARKENTON

Quarterback...6' 0" 185 lbs...Georgia...18 seasons: Minnesota Vikings (1961-66, 1972-78) New York Giants (1967-1971)...Third-round pick, 1961...An instant star with 4 TD passes coming off the bench to beat the Bears 37-13 in the 1st game in franchise history vs. Chicago (9/17/61)...Dealt to New York Giants in 1967 and back to the Vikings in 1972 in stunning trades...At retirement, led lifetime NFL passers in attempts (6,467), completions (3,686), passing yards (47,003), TD passes (342)...1975 NFL Most Valuable Player...Rushed for 3,674 yards, 32 touchdowns...Led Vikings to 3 Super Bowls (VIII, IX, XI)...A 4-time All-NFL selection...Played in 9 Pro Bowls...Member of 50 Greatest Vikings team named in 2010...Born February 3, 1940, in Richmond, VA...Inducted into the Vikings Ring of Honor on September 9, 1998.



ALAN PAGE

Defensive Tackle...6' 4" 225 lbs...Notre Dame...15 seasons: Minnesota Vikings (1967-1978), Chicago Bears (1978-1981)...First-round pick, 1967, 15th player selected...Played in 236 straight games, including 4 Super Bowls (IV, VIII, IX, XI)...Named NFL Most Valuable Player by Associated Press in 1971, the 1st defensive player to ever win the award...A 4-time NFC Defensive Player of the Year...All NFL/NFC 9 years...Played in nine Pro Bowls...Career marks: 23 opponent fumble recoveries...Blocked 28 kicks...Recorded 148.5 sacks...Leads all Vikings defensive linemen with 1,120 career tackles...Member of 50 Greatest Vikings team named in 2010...Retired in 2013 from the Minnesota Supreme Court...Active in the Twin Cities community through the Page Education Foundation...Born August 7, 1945, in Canton, OH...Inducted into the Vikings Ring of Honor on September 20, 1998.



JIM FINKS

Administrator...Tulsa...22 seasons: Minnesota Vikings (1964-1973), Chicago Bears (1974-1982), New Orleans Saints (1986-1993)...Served as Vikings general manager and vice-president...Hired Bud Grant in 1967 from the CFL...Finks helped the Vikings win 5 NFC Central Division crowns...Vikings appeared in Super Bowls IV and VIII under Finks guidance...Developed Vikings, Bears and Saints, all teams with losing records, into winners...1973 NFL Executive of the Year...Long time member of the NFL competition committee...Played DB/QB for the Pittsburgh Steelers (1949-1955)...Born August 31, 1927, in St. Louis, MO...Died May 8, 1994...inducted Vikings Ring of Honor on October 18, 1998.



BUD GRANT

Head Coach...Minnesota...18 seasons: Minnesota Vikings (1967-1983, 1985)...NFL regular season coaching record 158-96-5...Had 10-12 mark in post-season play...Led Vikings to 11 divisional championships in 1968-71, 1973-78, 1980...Led team to 1969 NFL Title...National Football Conference Champions 1973, 1974, 1976...His Vikings teams played in Super Bowls IV, VIII, IX, XI...First person to be elected to both the Pro Football Hall of Fame and the Canadian Football League Hall of Fame (May 13, 1983)...In 28 seasons as a head coach, won a total of 290 football games...1969 NFL Coach of the Year...Came to the Vikings after 10-year tenure (102-56-2) with the Winnipeg Blue Bombers of the CFL...At an unveiling ceremony on December 1, 2014, the Vikings and the city of Minneapolis honored him by naming a street Bud Grant Way near U.S. Bank Stadium...Member of 50 Greatest Vikings team named in 2010...Played 2 seasons for NBA's Minneapolis Lakers...Born May 20, 1927, in Superior, WI...Inducted into the Vikings Ring of Honor on November 8, 1998.



PAUL KRAUSE

Safety...6' 3" 200 lbs...Iowa...16 seasons: Washington Redskins (1964-1967) and Minnesota Vikings (1968-1979)...Second-round pick Redskins, 1964...Led NFL in interceptions with 12 as a rookie and was named 1st-team All Pro...In his 1st season as a Viking he intercepted passes in 6 consecutive games...Still the all-time career NFL leader in interceptions with 81...Also ranks 3rd all-time with 1,185 career yards on interception returns...His 10 interceptions in 1975 remains a club record...Played in 8 Pro Bowls...Started at safety in 4 Super Bowls (IV, VIII, IX, XI)...Voted All-NFL 4 times and All-NFC 5 times...Member of 50 Greatest Vikings team named in 2010...Born February 19, 1942, in Flint, MI...Inducted into the Vikings Ring of Honor on November 15, 1998.



FRED ZAMBERLETTI

Athletic Trainer...Iowa...43 seasons: Minnesota Vikings (1961-2003)...The first athletic trainer the Vikings had and continues working with the team as a consultant and team historian...Had never missed a Vikings pre-season, regular season, post-season or all-star game until 12/24/11 at Washington, 1,049 consecutive games...Attended his 1,000th Vikings game at Pittsburgh (10/25/09)...Did not miss a day of work in 43 seasons as the trainer with the team...Has won numerous awards in his field, including being named the Professional Athletic Trainer of the Year in 1986 and in 1996 the Vikings staff was honored as the NFL Athletic Training Staff of the Year...Born May 28, 1932 in Melcher, IA...Inducted into the Vikings Ring of Honor on December 20, 1998.



JIM MARSHALL

Defensive End...6' 4" 248 lbs...Ohio State...20 seasons: Cleveland Browns (1960) and Minnesota Vikings (1961-1979)...Held NFL record for many years until broken by Brett Favre with 282 consecutive games played and started, 270 of those coming with the Vikings...Ranks 2nd in Vikings history with 127 sacks...Played in 2 Pro Bowls, following the 1968 and '69 seasons...Led or tied for team lead in sacks in each of the Vikings first 6 seasons (1961-66)...Holds NFL and Vikings record with 29 career fumble recoveries...Ranks 8th in Vikings history with 988 career tackles, ranking behind only Alan Page among defensive linemen...Joined fellow Carl Eller, Gary Larsen and Page to form the vaunted Purple People Eaters, one of the top defensive units of their era...Started at DE in 4 Super Bowls (IV, VIII, IX, XI)...Originally a 4th-round draft pick by Cleveland in 1960...Played for Saskatchewan of CFL in 1959...Member of 50 Greatest Vikings team named in 2010...Born December 30, 1937 in Danville, KY...Inducted into the Vikings Ring of Honor on November 28, 1999.



RON YARY

Tackle...6' 5" 255 lbs...Southern California...15 seasons: Minnesota Vikings (1968-1981), Los Angeles Rams (1982)...Drafted by Minnesota with the 1st overall pick in 1968...The first OL to be drafted #1 overall in League history...Took over the Vikings RT spot midway through the 1969 season and was a fixture there for the rest of his career...Was named All-Pro 6 consecutive times...Was All-NFC 8 straight seasons...Played in 7 Pro Bowls...Started in Super Bowls IV, VII, IX, XI...Missed only 2 games in his career with injuries due to a broken ankle in 1980...His blend of size, speed and strength was unique when he entered the League and ushered in a new era of offensive line play...Inducted to Pro Football Hall of Fame in 2001...Member of 50 Greatest Vikings team named in 2010...Born July 16, 1946, in Chicago, IL...Inducted into the Vikings Ring of Honor September 9, 2001.



KOREY STRINGER

Tackle...6' 5" 335 lbs...Ohio State...6 seasons: Minnesota Vikings (1995-2000)...Drafted by Minnesota with the 24th pick of the 1995 Draft...Took over the Vikings RT spot in the 2nd game of his rookie year and never relinquished the spot...Started 91 of the 93 games he played in the NFL and all 9 playoff games...Selected to the Pro Bowl following the 2000 season...Named a 2nd-Team All-Pro by College and Pro Football Newsweekly following the 1998 season...Named to the All-Rookie team by College and Pro Football Newsweekly and Football News after starting 15 of 16 games as a rookie...Born May 8, 1974, in Warren, OH...Died August 1, 2001...Inducted into the Vikings Ring of Honor November 19, 2001.



MICK TINGELHOFF

Center...6' 2" 237 lbs...Nebraska...17 seasons: Minnesota Vikings (1962-1978)...Played in and started 240 consecutive games, never missing a start in his 17 seasons...Named All-Pro 7 consecutive years...Played in 6 straight Pro Bowls...Named to the 1,000-Yard Club in 1969, honoring the NFL's top blocker...Started at center in four Super Bowls (IV, VIII, IX, XI)...Signed with the Vikings as a rookie free agent in 1962, taking over starting duties at C in the 2nd preseason game and never relinquishing them until his retirement following the 1978 season...Inducted into the Pro Football Hall of Fame on August 8, 2015...Member of 50 Greatest Vikings team named in 2010...Born May 22, 1940 in Lexington, NE...Inducted into the Vikings Ring of Honor November 25, 2001.



CARL ELLER

Defensive End...6' 5" 250 lbs...Minnesota...16 seasons: Minnesota Vikings (1964-1978), Seattle Seahawks (1979)...Played in 209 and started 201 games as a Viking, joining Jim Marshall and Mick Tinglehoff as the only players in team history to start 200+ games...Played in 225 career NFL games...Named All-Pro 5 times, including 4 straight from 1968-71...Played in 6 Pro Bowls, 1968-71, 73-74...Started at LDE in four Super Bowls (IV, VIII, IX, XI)...Vikings won the NFC Central in 10 of his final 11 seasons with the team...Vikings career record holder with 130.0 sacks...Had 1+ sack in Vikings-record 94 career games is the only Viking to post 15+ sacks in a season multiple times...Selected with the 6th overall pick in the NFL Draft in 1964...Inducted to Pro Football Hall of Fame in 2004...Member of 50 Greatest Vikings team named in 2010...Born January 25, 1942 in Winston-Salem, NC...Inducted into the Vikings Ring of Honor November 10, 2002.



CRIS CARTER

Wide Receiver...6' 3" 210 lbs...Ohio State...16 seasons: Philadelphia Eagles (1987-1989), Minnesota Vikings (1990-01), Miami Dolphins (2002)...Played in 188 and started 177 games as a Viking, a record among Vikings WRs...Played in 234 career NFL games...Named All-Pro 4 times...Played in 8 straight Pro Bowls, 1993-00...Caught a pass in Vikings-record 111 straight games...Holds Vikings records for catches (1,004), receiving TDs (112) and receiving yards (12,383)...Ranks 2nd in Vikings history with 40 career 100-yard receiving games...Named to NFL's team of the Decade for the 1990s...Recipient of the Byron "Whizzer" White Award by the NFLPA and the NFL Walter Payton Man of the Year Award in 1999...Claimed by Vikings off waivers from Philadelphia in 1990...Inducted to Pro Football Hall of Fame in 2013...Member of 50 Greatest Vikings team named in 2010...Selected by Philadelphia in 4th round of 1987 supplemental draft...Born November 25, 1965 in Troy, OH...Inducted into the Vikings Ring of Honor September 14, 2003.



BILL BROWN

Running Back...5' 11" 230 lbs...Illinois...14 seasons: Chicago Bears (1961), Minnesota Vikings (1962-74)...Ranks 2nd in Vikings history in rushing attempts with 1,627...Tied with Chuck Foreman for 2nd in team history with 52 career rushing TDs...Ranks 4th in Vikings history with 5,757 career rushing yards...Ranks 4th in team history for career combined net yards with 9,237...Selected to 4 Pro Bowls, 1964, '65, '67, '68...Played in Super Bowl IV, VIII and IX...Final game of career was Super Bowl IX vs. Pittsburgh...Led Vikings in rushing 4 times, 1964-66, '68...Led team in receiving in 1964...Played in 180 career games played and 111 games started with Vikings...Played in most games by a Vikings RB...Drafted in 2nd-round by Chicago in 1961...Obtained by Vikings via trade in 1962...Son-in-law is former NFL MVP Rich Cannon...During playing career, spent a 6-week tour visiting troops in Vietnam...Member of 50 Greatest Vikings team named in 2010...Born June 29, 1938 in Mendota, IL...Inducted into the Vikings Ring of Honor September 26, 2004.



JERRY BURNS

Head Coach/Offensive Coordinator...Michigan...24 seasons: Minnesota Vikings (1968-85 Offensive Coordinator, 1986-91 Head Coach)...NFL regular season coaching record 52-43...Had 3-3 mark in postseason play...Served as Vikings' Offensive Coordinator for 18 seasons (1968-85)...Led Vikings to NFC Championship in 1987, earning upset wins over New Orleans and San Francisco along the way...First coach in Vikings history to have a winning record in his 1st season (9-7 in '86)...As offensive coordinator, helped Vikings to 4 Super Bowl appearances and 11 Central Division titles...Was part of 15 playoff teams during his 24 seasons with Minnesota...Coached in Super Bowl I and II with the Green Bay Packers as their defensive backs coach (1966-67)...Head coach at University of Iowa from 1961-65...Played QB for Michigan on the 1950 Rose Bowl team...Born January 27, 1927, in Detroit, MI...Inducted into the Vikings Ring of Honor on November 6, 2005.



RANDALL MCDANIEL

Guard...6' 3" 287 lbs...Arizona State...14 seasons: Minnesota Vikings (1988-99), Tampa Bay Buccaneers (2000-01)...Started 12 consecutive Pro Bowls (1989-2000), setting an NFL record...Started 202 consecutive games in his career...Blocked for five 1,000-yard rushers in his career and four 3,000-yard passers...Earned spot on Pro Football Hall of Fame's Team of the Decade for the 1990s...His 190 games played as a Viking is tied for 7th in team history with offensive tackle Grady Alderman...Inducted to Pro Football Hall of Fame in 2009...Selected with the 19th overall pick in the 1988 NFL Draft Member of 50 Greatest Vikings team named in 2010...Born December 19, 1964, in Phoenix, AZ...Inducted into the Vikings Ring of Honor on December 17, 2006.



CHUCK FOREMAN

Running Back...6' 2" 210 lbs...Miami (Fla.)...8 seasons: Minnesota Vikings (1973-79), New England Patriots (1980)...Named to 5 straight Pro Bowls (1973-77)...Team's 3rd-leading all-time rusher with 5,879 yards and tied for 2nd in team history with 52 rushing TDs...Named NFC Rookie of the Year in 1973...Integral part in the Vikings' appearance in 3 Super Bowls...Posted 17 career 100-yard games...Selected with the 12th overall pick in the 1973 NFL Draft...Member of 50 Greatest Vikings team named in 2010...Born October 26, 1950, in Frederick, MD...Inducted into the Vikings Ring of Honor on September 30, 2007.



JOHN RANDLE

Defensive Tackle...6' 1" 283 lbs...Texas A&M...14 seasons: Minnesota Vikings (1990-2000), Seattle Seahawks (2001-03)...Inducted into the Pro Football Hall of Fame on August 7, 2010...Started 6-straight Pro Bowls for the NFC (1993-98) and went to the Pro Bowl with the Seahawks in 2001...Named to NFL Team of the Decade for the 1990s...Led or tied for the team lead 9 times in his 11 Vikings seasons and had 10+ sacks in 8 straight seasons from 1993-2000...Started 150 of the 176 games he played for the Vikings...His 114.0 sacks ranks 3rd in Vikings history and most by DT...Signed as an undrafted free agent in 1990...Inducted into College Football Hall of Fame for his Texas A&M career...Member of 50 Greatest Vikings team named in 2010...Born December 12, 1967, in Hearne, TX...Inducted into the Vikings Ring of Honor on November 30, 2008.



SCOTT STUDWELL

Linebacker...6' 2" 230 lbs...Illinois...40 seasons: Minnesota Vikings player (1977-1990), staff/personnel (1991-2016)...Spent the last 20+ seasons as a member of the Vikings scouting department, serving as the Director of College Scouting since 2002...Member of the Vikings' 25th and 40th Anniversary All-Time Teams and 50 Greatest Vikings team named in 2010...Holds team records for career tackles (1,981), season tackles (230 in 1981) and tackles in a game (24 vs. Detroit in 1985)...Has 2nd-most tackles with one organization in NFL history (Ray Lewis)...Participated in 202 games and 12 playoff games...Pro Bowler in 1987 and '88...Ed Block Courage Award winner in 1987...Drafted in the 9th round from Illinois in 1977...Named to Illinois' All-Century Team in 1990...Born August 27, 1954, in Evansville, IN...Inducted into the Vikings Ring of Honor on November 29, 2009.



CHRIS DOLEMAN

Defensive End...6' 5" 262 lbs...Illinois...15 seasons: Minnesota Vikings (1985-93, '99), Atlanta Falcons (1994-95), San Francisco 49ers (1996-98)...Ranks 4th in NFL history with 150.5 career sacks...Selected to 8 Pro Bowls, 6 with the Vikings (1987-90, '92-93) and 1 each with Atlanta and San Francisco...Named to NFL's Team of the Decade for 1990s...Led NFL with 21.0 sacks in 1989, tied for the 4th-most in NFL history in a single season and 2nd in Vikings history...Originally selected with #4 overall pick in 1985 Draft by Vikings...Played and started 17 career playoff games...Member of 50 Greatest Vikings team named in 2010...Born October 16, 1961, in Indianapolis, IN...Inducted into the Vikings Ring of Honor on November 14, 2011.



MATT BLAIR

Linebacker...6' 5" 232 lbs...Iowa State...12 seasons: Minnesota Vikings (1974-85)...Played in 160 career games (130 starts) for the Vikings and still ranks 2nd in team history with 1,452 career tackles...Was a part of Vikings playoff teams in six of his opening seven seasons with the team and played on the Vikings Super Bowl IX and XI teams...Named to 6 straight Pro Bowls from 1977-82 and was selected All-Pro in 1982...Holds the Vikings record with 20 blocked kicks, notching 2 blocks in a single game 3 times...His 23.0 sacks and 16 INTs also rank as the most by a Vikings LB...Only Scott Studwell and Roy Winston played more games as at LB...Originally a 2nd round draft pick (#51) in 1974...Member of 50 Greatest Vikings team named in 2010...Born September 20, 1950 in Hilo, Hawaii...Inducted into the Vikings Ring of Honor on October 25, 2012.



JOEY BROWNER

Safety...6' 2" 221 lbs...Southern California...10 seasons: Minnesota Vikings (1983-91), Tampa Bay Buccaneers (1992)...Played in 138 games as a Viking, the 2nd-most by a DB...His 37 career INTs are 4th in team history...Posted 1,098 career combined defensive and special teams stops (987 defensive, 111 special teams)...His 9.5 career sacks are the most by a Vikings DB, his 18 career forced fumbles leads all Vikings DBs, his total tackles are 5th by a Viking and #1 by a Vikings DB...Went to 6 straight Pro Bowls from 1985-90...3-time AP All-Pro honoree...Named to the NFL's Team of the Decade for the 1980s...Member of the 50 Greatest Vikings team...Named to All-Metrodome Team in 2013...Led the team in tackles in 1986 and '87 and was the key element to the Vikings ranking #1 in NFL total defense in 1988 and '89...Drafted in 1983, was the 19th selection of the 1st round, the 1st Vikings DB to be drafted in the 1st round...Inducted in the Vikings Ring of Honor on October 27, 2013.



RANDY MOSS

Wide Receiver...6' 4" 198 lbs...Marshall...14 seasons: Minnesota Vikings (1998-04, '10), Oakland Raiders (2005-06), New England Patriots (2007-10), Tennessee Titans (2010), San Francisco 49ers (2012)...Played in 213 career games with 193 starts, 113 and 108 of those with the Vikings...Ranks 2nd in NFL history with 156 TD catches and 3rd with 15,292 yards receiving and ranks 2nd in Vikings history for receptions (587), yards (9,316) and receiving TDs with 92...Holds NFL record with 23 TD catches in 2007...Went to 6 Pro Bowls, including 5 with the Vikings '98, '99, '00, '02, '03 and earned 3 of his 4 career All-Pro honors as a Viking (1998, '00, '03)...Named to the NFL's Team of the Decade for the 2000s...Member of the 50 Greatest Vikings team...Named NFL Rookie of the Year in 1998 and set NFL record for TD catches by a rookie with 17...Tied Vikings season record with 17 TDs twice...Holds Vikings record with 41 career 100-yard receiving games and ranks 2nd in NFL history with 64...Ranks 2nd in NFL history with 10 career 1,000-yard seasons and ranks 2nd in Vikings history with 6...Drafted in 1998, was the 21st selection of the 1st round...Born February 13, 1977...Inducted in the Ring of Honor on September 11, 2017...Inducted to Pro Football Hall of Fame in 2018.



AHMAD RASHAD

Wide Receiver...6' 2" 200 lbs...Oregon...10 seasons: St. Louis Cardinals (1972-73), Buffalo Bills (1974-75) Minnesota Vikings (1976-82)...Played in 98 games with 95 starts as a Viking...The 1st Vikings WR to notch back-to-back 1,000-yard seasons in 1979-80...Went to 4 straight Pro Bowls as a Viking from 1978-81 and was Pro Bowl MVP in 1978...Holds Vikings record with 4 receiving TDs in a game, set vs. San Francisco (9/2/79)...Led Vikings in receiving in 1977, '79 and '80, leading the NFC in 1977 and '79...Tied with Randy Moss for 2nd in Vikings history with 6 seasons of 50+ receptions, trailing only Cris Carter's 11...As a Viking, caught 400 passes for 5,489 yards and 34 TDs...Hauled in 46-yard Hail Mary pass from Tommy Kramer to beat the Cleveland Browns as time expired at Met Stadium (12/14/80) and secure a Vikings playoff berth...Member of the 50 Greatest Vikings team...Drafted in 1972, was the 4th selection of the 1st round...Born November 19, 1949...Inducted in the Vikings Ring of Honor on October 1, 2017.



DENNIS GREEN

Head Coach...Iowa...13 seasons: Minnesota Vikings (1992-2001), Arizona Cardinals (2004-06)...Coached 171 regular season and playoff games with the Vikings, going 101-70, including 97-62 mark in regular season play, the 2nd-most wins in franchise history behind Bud Grant...Earned 8 playoff berths in 10 seasons and suffered 1 losing season...Won the NFC Central title 4 times- 1992, '94, '98 and '00...Advanced to NFC Championship Game in 1998 and 2000...Named Coach of the Year in 1998 by Sports Illustrated and Maxwell Club and in 1992 by Washington Touchdown Club...Pioneered the "Community Tuesday" concept to get players involved in charitable endeavors on their day off during the season, a concept that spread across the NFL and has been adopted league-wide...Served as head coach at Northwestern (1981-85) and Stanford (1989-91)...Native of Harrisburg, PA...Born February 17, 1949...Died July 22, 2016...Inducted into Vikings Ring of Honor September 23, 2018.

VIKINGS RETIRED JERSEY NUMBERS

#10 - QB Fran Tarkenton- Retired October 7, 1979
#88 - DT Alan Page- Retired September 25, 1988
#70 - DE Jim Marshall- Retired November 28, 1999

#77 - T Korey Stringer- Retired November 19, 2001
#53 - C Mick Tingelhoff- Retired November 25, 2001
#80 - WR Cris Carter- Retired September 14, 2003



Fran Tarkenton



Alan Page



Jim Marshall



Korey Stringer



Mick Tingelhoff



Cris Carter

VIKINGS ALL-TIME NFC PLAYERS OF THE WEEK

	YEAR	PLAYER	HONOR	OPPONENT	PERFORMANCE
KICKOFF	1984	Jan Stenerud, K	Off.	@ Detroit, 9/23	5/5 FGs, 2/2 PAT, 17 pts
	1985	Rufus Bess, CB	Def.	vs. San Francisco, 9/8	10 tackles, 3 FF, FR, INT
	1986	Tommy Kramer, QB	Off.	vs. Green Bay, 9/28	16-of-25, 241 yds, 6 TD
EXECUTIVES	1986	Gerald Robinson, DE	Def.	vs. Chicago, 10/19	6 tackles, 2.5 sacks
	1986	Wade Wilson, QB	Off.	vs. New Orleans, 10/20	24-of-39, 361 yds, 3 TD
	1987	Wade Wilson, QB	Off.	@ LA Rams, 9/20	17-of-38, 285 yds, 3 TD
COACHES	1987	Chris Doleman, DE	Def.	vs. LA Raiders, 11/8	3 tackles, 2 sacks, 2 FF, PD
	1988	Wade Wilson, QB	Off.	@ Tampa Bay, 10/23	22-of-30, 335 yds, 2 TD
	1988	Carl Lee, CB	Def.	vs. New Orleans, 12/4	3 tackles, INT (TD), 5 PD
STAFF	1988	Jesse Solomon, LB	Def.	vs. New Orleans, 12/4	5 tackles, sack, INT (TD), PD
	1989	Keith Millard, DT	Def.	vs. Detroit, 10/8	7 tackles, 3 sacks, INT, PD
	1989	Mike Merriweather, LB	Def.	@ Detroit, 10/22	6 tackles, 2 sacks, INT, FF, FR
PLAYERS	1989	Rich Karlis, K	Off.	vs. LA Rams, 11/5	7/7 FGs, 21 pts
	1989	Chris Doleman, DE	Def.	vs. Atlanta, 12/10	5 tackles, 4 sacks, 2 FF, PD
	1989	Chris Doleman, DE	Def.	vs. Cincinnati, 12/25	5 tackles, 3 sacks, FR
ROOKIES	1990	Al Noga, DE	Def.	vs. Green Bay, 12/2	3 tackles, sack, FF, FR (TD)
	1991	Anthony Carter, WR	Off.	vs. San Francisco, 9/15	3 rec, 71 yds, TD, 46t lg
	1991	Chris Doleman, DE	Def.	vs. Phoenix, 10/13	8 tackles, 2 sacks, 2 FF, FR
2017 SEASON	1991	Terry Allen, RB	Off.	vs. Tampa Bay, 11/3	14 att, 127 yds, 2 TD, 55t lg
	1992	Chris Doleman, DE	Def.	@ Green Bay, 9/6	7 tackles, 2 sacks, 3 FF, FR
	1992	Rich Gannon, QB	Off.	@ Cincinnati, 9/27	25-of-32, 318 yds, 4 TD
RECORDS	1992	Jack Del Rio, LB	Def.	@ Chicago, 11/2	7 tackles, 2 INT (83t), 2 PD, FF
	1992	Mike Merriweather, LB	Def.	@ Tampa Bay, 11/8	12 tackles
	1992	Audray McMillian, CB	Def.	vs. Cleveland, 11/22	5 tackles, 3 INT (25t), 3 PD
PLAYOFF RECORDS	1992	Vencie Glenn, S	Def.	vs. Green Bay, 12/27	2 tackles, 3 INT, 3 PD
	1993	John Randle, DT	Def.	@ Chicago, 10/25	7 tackles, 3.5 sacks
	1994	Warren Moon, QB	Off.	vs. Miami, 9/25	26-of-37, 326 yds, 3 TD, 44 lg
HISTORY	1994	Fuad Revez, K	S.T.	@ Tampa Bay, 10/30	5/5 FG, 3/3 PAT, 48 lg, 18 pts
	1994	Warren Moon, QB	Off.	vs. New Orleans, 11/6	33-of-57, 420 yds, 3 TD, 59 lg
	1994	Cris Carter, WR	Off.	vs. Chicago, 12/1	9 rec, 124 yds, 2TD (65t in OT)
EXTRA POINTS	1994	Jack Del Rio, LB	Def.	@ Buffalo, 12/10	5 tackles, sack, INT
	1994	John Randle, DT	Def.	vs. San Francisco, 12/26	2 tackles, 2 sacks, FF, FR
	1995	Fuad Revez, K	S.T.	vs. Detroit, 9/10	2/2 FG, 2/2 PAT, 8 pts
EXTRA POINTS	1995	Orlando Thomas, S	Def.	@ Pittsburgh, 9/24	8 tackles, 2 INT (45t), 2 PD
	1995	Jeff Brady, LB	Def.	vs. Green Bay, 11/5	6 tackles, sack, INT, 2 PD
	1995	Jeff Brady, LB	Def.	vs. Detroit, 9/1	4 tackles, 2 INT, 3 PD
EXTRA POINTS	1996	Brad Johnson, QB	Off.	@ Atlanta, 9/8	15-of-26, 275 yds, 3 TD, 71 lg
	1996	John Randle, DT	Def.	vs. Green Bay, 9/22	3 tackles, 2 sacks, 2 FF
	1996	Brad Johnson, QB	Off.	vs. Arizona, 12/1	19-of-26, 238 yds, 4 TD
EXTRA POINTS	1996	Fernando Smith, DE	Def.	@ Detroit, 12/8	3 tackles, 2 sacks
	1997	Eddie Murray, K	S.T.	@ Arizona, 10/5	2/2 FG, 2/2 PAT, 49 lg, 10 pts
	1997	Gary Anderson, K	S.T.	vs. Detroit, 9/20	5/5 FG, 2/2 PAT, 42 lg, 17 pts
EXTRA POINTS	1998	Randall Cunningham, QB	Off.	@ Chicago, 9/27	16-of-25, 275 yds, 4 TD, 67t lg
	1998	Randall Cunningham, QB	Off.	@ Green Bay, 10/5	20-of-32, 442 yds, 4 TD, 56t lg
	1998	Robert Smith, RB	Off.	@ Detroit, 10/25	19 att, 134 yds, TD, 57t lg
EXTRA POINTS	1998	Mitch Berger, P	S.T.	vs. Cincinnati, 11/15	4 punts, 55.8 avg, 2 in20, 66 lg, 4 KO TB
	1998	Mitch Berger, P	S.T.	vs. Green Bay, 11/22	3 punts, 54.3 avg, 1 in20, 56 lg, 5 KO TB
	1998	Randy Moss, WR	Off.	vs. Green Bay, 11/22	8 rec, 153 yds, TD, 49t lg
EXTRA POINTS	1998	Randy Moss, WR	Off.	@ Dallas, 11/26	3 rec, 163 yds, 3 TD, 56t lg
	1998	Randall Cunningham, QB	Off.	vs. Chicago, 12/6	21-of-31, 349 yds, 4 TD, 64 lg
	1998	Gary Anderson, K	S.T.	@ Baltimore, 12/13	6/6 FG, 2/2 PAT, 46 lg, 20 pts
EXTRA POINTS	1999	John Randle, DT	Def.	vs. Tampa Bay, 10/3	4 tackles, 2 sacks, FF, FR, PD
	1999	Jeff George, QB	Off.	vs. San Fran., 10/24	15-of-28, 250 yds, 3 TD, 80t lg
	1999	Cris Carter, WR	Off.	@ Denver, 10/31	8 rec, 144 yds, 2 TD, 37t lg
EXTRA POINTS	1999	Randy Moss, WR	Off.	@ Chicago, 11/14	12 rec, 204 yds, 44lg
	1999	Cris Carter, WR	Off.	vs. San Diego, 11/28	11 rec, 136 yds, 2 TD, 34t lg
	1999	Mitch Berger, P	S.T.	vs. Green Bay, 12/20	6 punts, 46.8 avg, 2 in20, 57 lg, 2 TB
EXTRA POINTS	1999	Moe Williams, RB	S.T.	@ NY Giants, 12/26	1 KR, 85 yds, 85t lg
	1999	John Randle, DT	Def.	vs. Detroit, 1/2/00	3 tackles, 2 sacks, FF
	2000	Daunte Culpepper, QB	Off.	vs. Tampa Bay, 10/9	15-of-19, 231 yds, 2TD, 7 att, 35 yds, TD
EXTRA POINTS	2000	Gary Anderson, K	S.T.	vs. Buffalo, 10/22	3/3 FG, 2/2 PAT, 38 lg, 11 pts
	2000	Daunte Culpepper, QB	Off.	vs. Carolina, 11/19	22-of-29, 357 yds, 3TD, 53t lg
	2000	Mitch Berger, P	S.T.	vs. Detroit, 11/30	5 punts, 49.2 avg, 60 lg, 1 in20, 1 KO TB
EXTRA POINTS	2001	Randy Moss, WR	Off.	vs. NY Giants, 11/19	10 rec, 171 yds, 3 TD, 57t lg
	2001	Todd Bouman, QB	Off.	vs. Tennessee, 12/9	21-of-31, 348 yds, 4 TD, 73t lg, 131.5 PR
	2002	Michael Bennett, RB	Off.	vs. Green Bay, 11/17	20 att, 130 yds, 62 lg
EXTRA POINTS	2002	Daunte Culpepper, QB	Off.	@ New Orleans, 12/15	26-of-36, 312 yds, 2 TD, 7att, 73 yds, 2 TD, 2pt. run
	2002	Gary Anderson, K	S.T.	vs. Miami, 12/21	2/2 FG, 2/2 PAT, 53 lg, 8 pts
	2003	Cory Chavous, S	Def.	@ Green Bay, 9/7	7 tackles, 2 INT, 2 PD
EXTRA POINTS	2003	Lance Johnstone, DE	Def.	vs. Denver, 10/19	3 tackles, 1.5 sacks, INT (TD), 2 PD
	2003	Brian Williams, CB	Def.	vs. Detroit, 11/23	4 tackles, 3 INT (1 TD), 3 PD
	2004	Daunte Culpepper, QB	Off.	vs. Dallas, 9/12	17-of-23, 242 yds, 5 TD, 63t lg, 147.1 PR
EXTRA POINTS	2004	Daunte Culpepper, QB	Off.	vs. Chicago, 9/26	19-of-30, 360 yds, 3 TD, 63t lg, 127.1 PR
	2004	Daunte Culpepper, QB	Off.	@ New Orleans, 10/17	26-of-37, 425 yds, 5 TD, 46 lg, 125.6 PR
	2004	Kevin Williams, DT	Def.	vs. Jacksonville, 11/28	6 tackles, 1 sack, FR (TD)
EXTRA POINTS	2004	Daunte Culpepper, QB	Off.	@ Detroit, 12/19	25-of-35, 404 yds, 3 TD, 82t lg, 126.4 PR
	2005	Daunte Culpepper, QB	Off.	vs. Green Bay, 10/23	23-of-31, 280 yds, 2 TD, 29 lg, 123.1 PR
	2005	Darren Sharper, S	Def.	@ N.Y. Giants, 11/13	4 tackles, 3 INT, 5 PD, 1 TD
EXTRA POINTS	2006	Ryan Longwell, K	S.T.	vs. Carolina, 9/17	16-yard TD pass, 3/4 FG, 10 pts
	2006	Cedric Griffin, CB	Def.	@ Detroit, 12/10	3 tackles, FF, FR, INT, PD
	2007	Adrian Peterson, RB	Off.	@ Chicago, 10/14	20 att, 224 yds, 3 TD, 73t long
EXTRA POINTS	2007	Adrian Peterson, RB	Off.	vs. San Diego, 11/4	30 att, 296 yds, 3 TD, 64t long
	2007	Dwight Smith, S	Def.	@ N.Y. Giants, 11/25	6 tackles, 2 INT (1 TD), 2 PD
	2007	Aundrea Allison, WR	S.T.	vs. Detroit, 12/2	3 KR, 144 yds, 104t long, 1 TD
EXTRA POINTS	2008	Antoine Winfield, CB	Def.	@ New Orleans, 10/6	8 tackles, 4 TFL, 1 sack, 1FF, 1FR, returned blocked FG for TD
	2008	Adrian Peterson, RB	Off.	vs. Green Bay, 11/9	30 att, 192 yds, 1 TD, 29t long

2008	Jared Allen, DE	Def.	vs. Chicago, 11/30	9 tackles, 2.5 sacks, 2 QB hurries
2008	Tarvaris Jackson, QB	Off.	at Arizona, 12/14	11-of-17, 163 yds, 4 TD, 0 INT, 135.5 rating
2008	Ryan Longwell, K	S.T.	vs. NY Giants, 12/28	2-for-2 FG, 50-yd game-winner, 2-2 PAT
2009	Chad Greenway, LB	Def.	at Detroit, 9/20	4 tackles, 2 INT, 1 FR
2009	Percy Harvin, WR/KR	S.T.	vs. San Francisco, 9/27	4 KOR, 180 yards, 101-yard TD
2009	Brett Favre, QB	Off.	vs. Green Bay, 10/5	24-of-31, 271 yards, 3 TD, 0 INT, 135.3 rating
2009	Brett Favre, QB	Off.	at Green Bay, 11/1	17-of-28, 244 yards, 4 TD, 0 INT, 128.6 rating
2009	Sidney Rice, WR	Off.	vs. Detroit, 11/15	7 rec., 201 yards, 28.7 avg., 56 lng
2009	Brett Favre, QB	Off.	vs. N.Y. Giants, 11/3/10	25-of-31, 316 yards, 4 TD, 0 INT, 148.7 rating
2010	Adrian Peterson, RB	Off.	vs. Detroit, 9/26	23 att., 160 yards, 2 TD, 80t lng
2010	Percy Harvin, WR/KR	S.T.	vs. Dallas, 10/17	3 ret., 134 yards, 1 TD, 44.7 avg., 95t lng
2010	Chris Kluwe, P	S.T.	vs. Arizona, 11/7	4 punts, 191 yards, 47.8 avg., 56 lng, 4 Inside 20
2010	Antoine Winfield, DB	Def.	@ Philadelphia, 12/28	9 tkls., 2 sacks, 1 TFL, 1 FF, 1 FR, returned FF/FR for TD
2011	Adrian Peterson, RB	Off.	vs. Arizona, 10/9/11	29 att., 122 yards, 3 TD, 24t lng
2012	Blair Walsh, K	S.T.	vs. Jacksonville, 9/9	4-of-4 FGs, OT forcing 55-yard FG, GW 38-yard FG in OT
2012	Adrian Peterson, RB	Off.	vs. Arizona, 10/21	23 att., 153 yards, 1 TD, 27 lng
2012	Adrian Peterson, RB	Off.	vs. Chicago, 12/9	31 att., 154 yards, 2 TD, 51 lng
2012	Blair Walsh, K	S.T.	at St. Louis, 12/16	5-of-5 FGs, Tied NFL record with 3 50+ yard FGs (50.53,51)
2012	Blair Walsh, K	S.T.	vs. Green Bay, 12/30	3-of-3 FGs, GW 29-yard FG to clinch a playoff berth
2013	Cordarrelle Patterson, WR/KR	S.T.	vs. Green Bay, 10/27	NFL record 109-yard KOR TD, 5 KOR, 228 yards, 1 TD
2013	Blair Walsh, K	S.T.	vs. Green Bay, 11/24	4-of-4 FGs, Game tying 35-yard FG in OT
2014	Anthony Barr, LB	Def.	at Tampa Bay, 10/26	9 tkls., 1 sack, 1 FF, returned fumble 27 yards in OT for GW TD
2014	Adam Thielen, WR	S.T.	vs. Carolina, 11/30	Blocked punt and returned 30 yards for TD, 2 STT
2015	Marcus Sherels, WR/CB	S.T.	@ Chicago, 11/1	3 PR, 77 yards, 77-yard TD
2015	Linval Joseph, DT	Def.	vs. St. Louis, 11/8	10 tkls (7 solo), 0.5 sacks, 3 TFLs and 2 QB hurries
2015	Terence Newman, CB	Def.	@ Oakland, 11/15	4 tkls, 2 INTs and career-high 5 passes defended
2015	Blair Walsh, K	S.T.	vs. NY Giants, 12/27	5-of-5 FGs and scored 19 points
2015	Everson Griffen, DE	Def.	@ Green Bay, 1/3/16	6 tkls, 2.0 sacks and a FF that was returned for TD
2016	Eric Kendricks, LB	Def.	@ Tennessee, 9/11	7 tkls, 1 TFL, 1 PD, 1 INT returned 77 yards for TD
2016	Stefon Diggs, WR	Off.	vs. Green Bay, 9/181	9 rec., 182 yards, 1 TD
2016	Everson Griffen, DE	Def.	@ Carolina, 9/25	3.0 sacks, 4 tkls, 3.0 TFL
2016	Xavier Rhodes, CB	Def.	vs. Arizona, 11/20	2 INTs, returned 1 for 100yd TD, 3 tkls
2017	Sam Bradford, QB	Off.	vs. New Orleans, 9/11	27-of-32, 84.4%, 346 yards, 3 TD, 0 INT, 143.0 rating
2017	Kai Forbath, K	S.T.	vs. Baltimore, 10/22	6-of-6 FGs (52, 51, 43, 43, 34, 32), 3 TDs
2017	Harrison Smith, S	Def.	at Green Bay, 12/23	7 tkls, 2 INT, 1 QBH, 16-0 win 1st Vikings shutout since 1993

VIKINGS ALL-TIME NFL PLAYOFF PLAYERS OF THE WEEK

YEAR	PLAYER	HONOR	ROUND	OPPONENT/PERFORMANCE
1997	Eddie Murray, K	Special Teams	Wild Card	@ NY Giants; 3-3 FG, 2-2 XP, 11 points
1998	Robert Griffith, S	Defense	Divisional	vs. Arizona; 6 tackles, 2 interceptions
1999	Robert Smith, RB	Offense	Wild Card	vs. Dallas; 28 att., 140 yds., 3 rec., 58 yds, 1 TD
2000	Daunte Culpepper, QB	Offense	Divisional	vs. New Orleans; 17-31-302 yds., 3 TDs
2004	Antoine Winfield, CB	Defense	Wild Card	@ Green Bay; 13 tackles, 1 INT, 1 PD



The 1969 Vikings defense was the 1st in team history to rank #1 in the NFL, a feat that has happened 7 times for the franchise- '1969, '70, '75, '88, '89, '93 and 2017. The club made the playoffs every year they have ranked #1 in defense and have posted 10+ wins in 6 of those 7 seasons.

VIKINGS ALL-TIME NFC PLAYERS OF THE MONTH

YEAR	PLAYER	HONOR	MONTH
1986.....	Doug Martin, DE.....	Defense.....	September
1989.....	Keith Millard, DT.....	Defense.....	October
1992.....	Chris Doleman, DE.....	Defense.....	December
1993.....	Chris Doleman, DE.....	Defense.....	Dec./Jan.
1994.....	Jack Del Rio, LB.....	Defense.....	September
1994.....	Anthony Parker, CB.....	Defense.....	October
1994.....	John Randle, DT.....	Defense.....	December
1994.....	Fuad Revez, K.....	Special Teams.....	December
1995.....	Warren Moon, QB.....	Offense.....	November
1996.....	John Randle, DT.....	Defense.....	September
1997.....	Jake Reed, WR.....	Offense.....	September
1997.....	John Randle, DT.....	Defense.....	October
1998.....	Randall Cunningham, QB.....	Offense.....	October
1998.....	Mitch Berger, P.....	Special Teams.....	November
1998.....	John Randle, DT.....	Defense.....	December
1999.....	Mitch Berger, P.....	Special Teams.....	September
1999.....	Cris Carter, WR.....	Offense.....	November
1999.....	John Randle, DT.....	Defense.....	December
2000.....	Robert Smith, RB.....	Offense.....	November
2000.....	Mitch Berger, P.....	Special Teams.....	December
2003.....	Daunte Culpepper, QB.....	Offense.....	September
2004.....	Daunte Culpepper, QB.....	Offense.....	October
2005.....	Chris Kluwe, P.....	Special Teams.....	September
2005.....	Darren Sharper, S.....	Defense.....	November
2009.....	Brett Favre, QB.....	Offense.....	November
2011.....	Jared Allen, DE.....	Defense.....	October
2012.....	Percy Harvin, KR.....	Special Teams.....	September
2012.....	Adrian Peterson, RB.....	Offense.....	December
2012.....	Blair Walsh, K.....	Special Teams.....	December
2013.....	Cordarrelle Patterson, WR/KR.....	Special Teams.....	September
2014.....	Everson Griffen, DE.....	Defense.....	October
2015.....	Adrian Peterson, RB.....	Offense.....	November
2017.....	Everson Griffen, DE.....	Defense.....	October
2017.....	Case Keenum, QB.....	Offense.....	November




Chris Doleman

VIKINGS ALL-TIME NFL ROOKIES OF THE MONTH

YEAR	PLAYER	HONOR	MONTH
1997.....	Dwayne Rudd, LB.....	Defense.....	December
1998.....	Randy Moss, WR.....	Offense.....	November
2003.....	Kevin Williams, DT.....	Defense.....	December
2007.....	Adrian Peterson, RB.....	Offense.....	September
2007.....	Adrian Peterson, RB.....	Offense.....	October
2009.....	Percy Harvin, WR.....	Offense.....	November
2013.....	Cordarrelle Patterson, WR.....	Offense.....	December
2015.....	Eric Kendricks, LB.....	Defense.....	October



Eric Kendricks



Dwayne Rudd

VIKINGS ALL-TIME HONORS

NFL MVP

- 1971-Alan Page, DT (AP)
1975-Fran Tarkenton, QB (AP, NEA, PFWS, TSN, Maxwell Club)
1998-Randall Cunningham, QB (Miller Lite, Maxwell Club)
2008-Adrian Peterson, RB (Maxwell Club)
2012-Adrian Peterson, RB (AP, Maxwell Club, PFWS/PFWA)

ALL-PRO

- 1963-Tommy Mason, HB (AP, UPI, NEA)
1964-Mick Tingelhoff, C (AP, UPI)
1965-Mick Tingelhoff, C (AP, UPI, NEA)
1966-Mick Tingelhoff, C (AP, UPI, NEA)
1967-Mick Tingelhoff, C (UPI)
1968-Mick Tingelhoff, C (AP, UPI, NEA); Carl Eller, DE (AP, UPI, NEA)
1969-Mick Tingelhoff, C (AP, UPI, NEA); Carl Eller, DE (AP, UPI, NEA); Alan Page, DT (UPI)
1970-Alan Page, DT (AP, NEA, PFWA); Carl Eller, DE (AP, NEA, PFWA); Mick Tingelhoff, C (PFWA)
1971-Alan Page, DT (AP, NEA, PFW); Carl Eller, DE (AP, NEA, PFW); Ron Yary, T (AP, NEA, PFW); Paul Krause, DB (NEA)
1972-Ron Yary, T (AP)
1973-Carl Eller, DE (PFWA, AP, NEA); John Gilliam, WR (NEA); Alan Page, DT (AP, PFWA); Fran Tarkenton, QB (NEA); Ron Yary, T (AP, PFWA, NEA)
1974-Alan Page, DT (PFWA, NEA, AP, PFW); Ed White, G (NEA); Ron Yary, T (PFWA, NEA, AP, PFW)
1975-Chuck Foreman, RB (AP, NEA, PFWA); Paul Krause, S (AP, PFWA); Alan Page, DT (AP, PFWA); Fran Tarkenton, QB (AP, NEA, PFWA); Ed White, G (NEA); Ron Yary, T (AP, NEA, PFWA)
1976-Ron Yary, T (AP, NEA, PFWA); Chuck Foreman, RB (NEA)
1980-Matt Blair, LB (AP)
1982-Doug Martin, DE (PFW)
1987-Joe Browner, S (AP, NEA, PFW, PFWA); Gary Zimmerman, T (AP, NEA, PFW, PFWA); Chris Doleman, DE (NEA)
1988-Joe Browner, S (AP, PFWA, PFW, CPFN, TSN, SI); Carl Lee, CB (AP, PFWA, PFW, CPFN, TSN); Keith Millard, DT (AP, PFWA, CPFN, TSN); Gary Zimmerman, T (AP, PFW, CPFN)
1989-Chris Doleman, DE (AP, CPFN, TSN, PFW); Keith Millard, DT (AP, TSN, SI, PFW); Joe Browner, S (CPFN); Randall McDaniel, G (CPFN)
1990-Joe Browner, S (AP, CPFN, TSN, PFW, PFW, DE, NEA); Randall McDaniel, G (AP, CPFN); Chris Doleman, DE (SI)
1991-Randall McDaniel, G (AP, NEA, TSN, PFW)
1992-Chris Doleman, DE (AP, FD, FN, PFW, TSN, SI); Randall McDaniel, G (AP, CPFN, FD, FN, PFW, NEA, TSN); Audray McMillan, CB (AP, CPFN, FD, PFW, UPI); Gary Zimmerman, T (FN, NEA, UPI); Todd Scott, S (FD, FN, UPI); Harry Newsome, P (FN)
1993-Randall McDaniel, G (AP, CPFN, PFW, TSN, SI); John Randle, DT (AP, PFW, FD)
1994-Cris Carter, WR (AP, PFW, PFWA, CPFN, FD, TSN, SI, USA); Randall McDaniel, G (AP, PFW, PFWA, CPFN, FD, TSN, USA); John Randle, DT (AP, PFW, PFWA, CPFN, FD, SI)
1995-Randall McDaniel, G (AP, CPFN, PFW, PFWA); John Randle, DT (AP, CPFN, PFW, PFWA, TSN)
1996-Cris Carter, WR (SI); Randall McDaniel, G (AP, CPFN, FD, PFWA, PFW, TSN, USA); John Randle, DT (AP, FD, PFW, PFWA, TSN, USA)
1997-Cris Carter, WR (USA); Randall McDaniel, G (TSN, USA); John Randle, DT (AP, PFW, CPFW, TSN); Todd Steussie, T (FD)
1998-Gary Anderson, K (AP, SI, PFW, CPFN, TSN, FD, USA); Jeff Christy, C (SI); Randall Cunningham, QB (AP, SI, PFW, FD, USA); Robert Griffith, S (TSN, CPFN); Jimmy Hitchcock, CB (CPFN); Randall McDaniel, G (AP, SI, PFW, CPFN, TSN, FD, USA); Randy Moss, WR (AP, SI, PFW, CPFN, TSN, FD, USA); John Randle, DT (AP, PFW, CPFN, TSN, FD, USA); Todd Steussie, T (SI)
1999-Mitch Berger, P (PFW, CPFN, TSN); Cris Carter, WR (AP, FD, PFW, SI); Jeff Christy, C (PFW); Randall McDaniel, G (USA); Randy Moss, WR (USA); John Randle, DT (USA)
2000-Daunte Culpepper, QB (USA); Randy Moss, WR (AP, SI, PFW, CPFN, TSN, FD, USA)
2003-Matt Birk, C (TSN); Randy Moss, WR (AP, FD, PFW)



Orlando Thomas

- 2004-Kevin Williams, DT (AP, PFW, TSN)
2005-Darren Sharper, S (PFW, SI, TSN)
2006-Steve Hutchinson, G (PFW, TSN), Kevin Williams, DT (AP, PFW, TSN)
2007-Steve Hutchinson, G (AP, PFW, TSN), Adrian Peterson, RB (TSN), Kevin Williams, DT (AP, PFW, TSN)
2008-Jared Allen, DE (AP), Steve Hutchinson, G (AP, TSN, PFW), Adrian Peterson RB (AP, TSN, PFW), Kevin Williams DT (AP)
2009-Jared Allen, DE (AP, PFW), Steve Hutchinson G (AP, PFW), Adrian Peterson RB (AP, PFW), Kevin Williams DT (AP, PFW)
2011-Jared Allen, DE (AP, PFW/PFWA, TSN)
2012-Adrian Peterson, RB (AP, PFW/PFWA); Blair Walsh, K (AP, PFW/PFWA); John Sullivan (PFW/PFWA)
2013-Cordarrelle Patterson, KR (AP, PFW/PFWA) Adrian Peterson, RB (AP)
2014-Adrian Peterson, RB (AP)
2015-Adrian Peterson, RB (AP, PFWA, TSN), Cordarrelle Patterson, KR (PFWA/TSN)
2016-Cordarrelle Patterson, KR (AP, PFWA/TSN)
2017-Everson Griffen, DE (TSN); Xavier Rhodes (AP, PFWA, TSN); Harrison Smith, S, (AP, PFWA, TSN)

ALL-NFC

- 1970-Mick Tingelhoff, C (AP); Carl Eller, DE (AP, UPI); Alan Page, DT (AP, UPI); Paul Krause, S (UPI)
1971-Carl Eller, DE (AP, UPI); Alan Page, DT (AP, UPI, TSN); Ron Yary, T (AP, UPI, TSN); Bob Grim, WR (UPI, TSN); Paul Krause, DB (UPI, TSN)
1972-Carl Eller, DE (TSN, AP); Paul Krause, DB (UPI, AP, TSN); Alan Page, DT (UPI, AP, TSN); Fran Tarkenton, QB (UPI, TSN); Ron Yary, T (UPI, AP, TSN)
1973-Carl Eller, DE (PFWA, AP, UPI); John Gilliam, WR (UPI, TSN); Paul Krause, S (UPI, TSN, AP, PFWA); Alan Page, DT (PFWA, AP, UPI, TSN); Ron Yary, T (AP, PFWA, TSN, UPI); Bobby Bryant, DB (PFWA)
1974-Chuck Foreman, RB (AP, UPI, TSN, PFW); Alan Page, DT (AP, UPI, TSN, PFW); Nate Wright, DB (PFW); Ron Yary, T (AP, UPI, TSN, PFW)
1975-Carl Eller, DE (AP, UPI); Chuck Foreman, RB (AP, UPI); Paul Krause, S (AP, UPI); Alan Page, DT (AP, UPI); Fran Tarkenton, QB (AP, UPI); Ed White, G (AP, UPI); Ron Yary, T (AP, UPI)
1976-Sammy White, WR (UPI); Ron Yary, T (AP, UPI); Ed White, G (UPI); Fran Tarkenton, QB (UPI); Chuck Foreman, RB (AP, UPI); Alan Page, DT (AP, UPI)
1977-Matt Blair, LB (TSN); Chuck Foreman, RB (PFW, TSN); Alan Page, DT (UPI); Sammy White, WR (PFW); Ron Yary, T (UPI, PFW, TSN)
1978-Matt Blair, LB (UPI, PFW); Sammy White, WR (UPI)
1979-Ahmad Rashad, WR (UPI, PFW, SN); Matt Blair, LB (PFW)
1980-Matt Blair, LB (UPI); Ahmad Rashad, WR (UPI)
1981-Joe Senner, TE (UPI)
1982-Doug Martin, DE (UPI, PFW)
1986-Tommy Kramer, DB (UPI)
1987-Joe Browner, S (UPI, PFW, FN); Chris Doleman, DE (UPI, PFW, FN); Gary Zimmerman, T (UPI, PFW, FN); Steve Jordan, TE (UPI); Anthony Carter, WR (FN)
1988-Joe Browner, S (UPI); Carl Lee, CB (UPI); Gary

- Zimmerman, T (UPI)
1989-Chris Doleman, DE (UPI, PFW); Keith Millard, DT (UPI, PFW); Randall McDaniel, G (PFW); Joey Browner, S (PFW)
1990-Joe Browner, S (UPI, FN); Randall McDaniel, G (UPI); Carl Lee, CB (FN); Henry Thomas, DT (FN)
1993-Randall McDaniel, G (UPI, FN); John Randle, DT (UPI); Chris Doleman, DE (UPI)
1994-Cris Carter, WR (FN, UPI); Randall McDaniel, G (FN, UPI); John Randle, DT (FN, UPI); Fuad Revez, K (FN, UPI); Jack Del Rio, LB (FN)
1995-Randall McDaniel, G (FN, UPI); David Palmer, PR (FN); John Randle, DT (FN, UPI)
1996-Randall McDaniel, G (UPI, FN); John Randle, DT (UPI)
1997-Cris Carter, WR (FN); Randall McDaniel, G (PFW, FN); David Palmer, PR (PFW); John Randle, DT (PFW, FN, USA); Todd Steussie, T (PFW, FN)
1998-Gary Anderson, K (FN, PFW); Jeff Christy, C (FN, PFW); Randall Cunningham, QB (FN, PFW); Randall McDaniel, G (FN, PFW); Randy Moss, WR (FN, PFW); John Randle, DT (FN, PFW); Dwayne Rudd, LB (FN); Todd Steussie, T (PFW)
1999-Mitch Berger, P (PFW); Cris Carter, WR (PFW); Jeff Christy, C (PFW)
2000-Matt Birk, C (PFW, FN); Daunte Culpepper, QB (PFW); Randy Moss, WR (PFW, FN); Robert Smith, RB (PFW, FN)
2002-Randy Moss, WR (PFW)
2003-Matt Birk, C (PFW); Randy Moss, WR (PFW)
2004-Daunte Culpepper, QB (PFW); Kevin Williams, DT (PFW)
2005-Koren Robinson, KR (PFW); Darren Sharper, S (PFW)
2006-Steve Hutchinson, G (PFW), Pat Williams, DT (PFW)
2007-Matt Birk, C (PFW), Steve Hutchinson, G (PFW), Adrian Peterson, RB (PFW), Darren Sharper, S (PFW), Kevin Williams, DT (PFW), Pat Williams, DT (PFW)
2008-Steve Hutchinson, G (PFW), Adrian Peterson, RB (PFW), Kevin Williams, DT (PFW), Antoine Winfield, CB (PFW)
2009-Adrian Peterson, RB (PFW)
2010-Adrian Peterson, RB (PFW)
2011-Jared Allen, DE (PFW)
2012-Jared Allen, DE (PFWA), Adrian Peterson, RB (PFWA), John Sullivan, C (PFWA), Blair Walsh, K (PFWA)
2013-Cordarrelle Patterson, KR (PFWA)
2015-Cordarrelle Patterson, KR (PFWA), Adrian Peterson, RB (PFWA)
2016-Cordarrelle Patterson, KR (PFWA), Marcus Sherels, PR (PFWA)
2017-Harrison Smith, S (PFWA)

NFL COACH OF THE YEAR

- 1969-Bud Grant (AP, PFW, TSN)
1992-Dennis Green (Washington Touchdown Club)
1998-Dennis Green (SI, Maxwell Club)

NFC COACH OF THE YEAR

- 1992-Dennis Green, (UPI, CPFN)

BERT BELL AWARD (PLAYER OF THE YEAR)

- 1975-Fran Tarkenton, QB
1998-Randall Cunningham, QB
2008-Adrian Peterson, RB
2012-Adrian Peterson, RB

NFL OFFENSIVE PLAYER OF THE YEAR

- 1975-Fran Tarkenton, QB (PFW)
1998-Randall Cunningham, QB (CPFW)
2012-Adrian Peterson, RB (AP, PFW/PFWA)

NFL DEFENSIVE PLAYER OF THE YEAR

- 1971-Alan Page, DT (PFW)
1973-Alan Page, DT (PFW)
1989-Keith Millard, DT (AP, PFW)

NFC PLAYER OF THE YEAR

- 1974-Chuck Foreman (TSN)
1975-Fran Tarkenton (TSN)
1998-Randall Cunningham, QB (FN)

NFC DEFENSIVE PLAYER OF THE YEAR

- 1992-Chris Doleman, DE (UPI)
2011-Jared Allen, DE (TSN)

NFL LINEMAN OF THE YEAR

- 1973-Alan Page, DT (PFWA)

NFL COMEBACK PLAYER OF THE YEAR

1986-Tommy Kramer, QB (PFW)
2012-Adrian Peterson, RB (PFW/PFWA)

NFL ROOKIE OF THE YEAR

1963-Paul Flatley, WR (AP UI, NEA, TSN)
1973-Chuck Foreman, RB (AP, PFWA)
1976-Sammy White, WR (AP, PFWA)
1998-Randy Moss, WR (TSN, FN, PFW, SI)
2007-Percy Harvin, WR/KR (Pepsi)
2014-Teddy Bridgewater, QB (Pepsi)

NFL OFFENSIVE ROOKIE OF THE YEAR

1973-Chuck Foreman, RB (PFW)
1976-Sammy White, WR (PFW, PD)
1998-Randy Moss, WR (AP, FD, CPFW)
2007-Adrian Peterson, RB (TSN, PFW, SI)
2009-Percy Harvin, WR/KR (AP, PFW)

NFL DEFENSIVE ROOKIE OF THE YEAR

1994-Dewayne Washington, CB (PFN)

WALTER PAYTON AWARD- NFL MAN OF THE YEAR

1999-Cris Carter
2010-Madieu Williams

NFL ALUMNI PLAYERS OF THE YEAR

1988-Anthony Carter (WR), Joey Browner (DB)
1992-Randall McDaniel (DL)
1994-Cris Carter (WR)

1998-Gary Anderson (ST), Randall Cunningham (QB), Randy Moss (WR), John Randle (DL)
2000-Cris Carter (WR), Daunte Culpepper (QB)
2006-Steven Hutchinson (OL)
2008-Adrian Peterson (RB)
2009-Steven Hutchinson (OL), Jared Allen (DL)

NFL ALUMNI CAREER ACHIEVEMENT AWARD

1995-Alan Page

NFC ROOKIE OF THE YEAR

1973-Chuck Foreman, RB (Wheaties, TSN)
1976-Sammy White, WR (UPI, TSN, NEA)
1998-Randy Moss, WR (PFWA)

NFC OFFENSIVE ROOKIE OF THE YEAR

1998-Randy Moss, WR (PFWA)

1,000 YARD CLUB

(For the outstanding blocker in the NFL)
1969-Mick Tingelhoff, C
1975-Ron Yary, T

GOLDEN TOE AWARD

1994-Fuad Revez
1998-Gary Anderson
2012-Blair Walsh

PRO BOWL PLAYERS

1961-Hugh McElhenney, HB; Jerry Reichow, E
1962-Tommy Mason, HB
1963-Tommy Mason, HB; Grady Alderman, T; Rip Hawkins, LB
1964-Tommy Mason, HB; Grady Alderman, T; Mick Tingelhoff, C; Fran Tarkenton, QB, Bill Brown, RB
1965-Grady Alderman, T; Bill Brown, FB; Fran Tarkenton, QB; Mick Tingelhoff, C
1966-Paul Flatley, E; Grady Alderman, T; Milt Sunde, C; Mick Tingelhoff, C
1967-Mick Tingelhoff, C; Grady Alderman, T; Bill Brown, FB
1968-Mick Tingelhoff, C; Bill Brown, FB; Carl Eller, DE; Jim Marshall, DE; Alan Page, DT

1969-Carl Eller, DE; Joe Kapp, QB; Paul Krause, S; Gary Larsen, DT; Jim Marshall, DE; Alan Page, DT; Gene Washington, WR; Mick Tingelhoff, C
1970-Fred Cox, K; Carl Eller, DE; Karl Kasulke, S; Gary Larsen, DT; Dave Osborn, HB; Alan Page, DT; Gene Washington, WR
1971-Carl Eller, DE; Alan Page, DT; Paul Krause, DB; Ron Yary, T; Bob Grim, WR
1972-John Gilliam, WR; Paul Krause, DB; Alan Page, DT; Ron Yary, T
1973-Chuck Foreman, RB; John Gilliam, WR; Paul Krause, S; Alan Page, DT; Jeff Siemon, LB; Ron Yary, T; Carl Eller, DE
1974-Carl Eller, DE; Chuck Foreman, RB; John Gilliam, WR; Paul Krause, S; Alan Page, DT; Fran Tarkenton, QB; Ron Yary, T
1975-Bobby Bryant, DB; Chuck Foreman, RB; John Gilliam, WR; Paul Krause, S; Alan Page, DT; Jeff Siemon, LB; Fran Tarkenton, QB; Ed White, C; Ron Yary, T
1976-Jeff Siemon, LB; Ed White, C; Ron Yary, T; Sammy White, WR; Chuck Foreman, RB; Fran Tarkenton, QB; Alan Page, DT
1977-Matt Blair, LB; Chuck Foreman, RB; Jeff Siemon, LB; Ed White, C; Sammy White, WR; Ron Yary, T
1978-Matt Blair, LB; Ahmad Rashad, WR
1979-Matt Blair, LB; Ahmad Rashad, WR
1980-Matt Blair, LB; Ahmad Rashad, WR
1981-Matt Blair, LB; Ahmad Rashad, WR; Joe Senger, TE
1982-Matt Blair, LB
1984-Jan Stenerud, K
1985-Joe Browner, special teams
1986-Tommy Kramer, QB; Joey Browner, S; Steve Jordan, TE
1987-Joe Browner, S; Chris Doleman, DE; Scott Studdwell, LB; Anthony Carter, WR; Steve Jordan, TE; Gary Zimmerman, T
1988-Joe Browner, S; Chris Doleman, DE; Carl Lee, CB; Keith Millard, DT; Scott Studdwell, LB; Anthony Carter, WR; Steve Jordan, TE; Wade Wilson, QB; Gary Zimmerman, T
1989-Joe Browner, S; Chris Doleman, DE; Carl Lee, CB; Keith Millard, DT; Steve Jordan, TE; Randall McDaniel, C; Gary Zimmerman, T
1990-Joe Browner, S; Chris Doleman, DE; Carl Lee, CB; Steve Jordan, TE; Randall McDaniel, C
1991-Joe Jordan, TE; Randall McDaniel, C; Henry Thomas, NT
1992-Chris Doleman, DE; Randall McDaniel, C; Audray McMillian, CB; Todd Scott, S; Henry Thomas, DT; Gary Zimmerman, T
1993-Cris Carter, WR; Chris Doleman, DE; Randall McDaniel, C; John Randle, DT
1994-Cris Carter, WR; Jack Del Rio, LB; Randall McDaniel, C; Warren Moon, QB; John Randle, DT; Fuad Revez, K
1995-Cris Carter, WR; Randall McDaniel, C; Warren Moon, QB; John Randle, DT
1996-Cris Carter, WR; Randall McDaniel, C; John Randle, DT
1997-Cris Carter, WR; Randall McDaniel, C; John Randle, DT; Todd Stuessie, T
1998-Gary Anderson, K; Cris Carter, WR; Jeff Christy, C; Randall Cunningham, QB; Ed McDaniel, LB; Randall McDaniel, C; Randy Moss, WR; John Randle, DT; Robert Smith, RB; Todd Stuessie, T
1999-Mitch Berger, P; Cris Carter, WR; Jeff Christy, C; Randall McDaniel, C; Randy Moss, WR
2000-Matt Birk, C; Cris Carter, WR; Daunte Culpepper, QB; Robert Griffith, S; Randy Moss, WR; Robert Smith, RB; Corey Stringer, T

2001-Matt Birk, C; Byron Chamberlain, TE
2002-Michael Bennett, RB; Randy Moss, WR
2003-Matt Birk, C; Corey Chavous, S; Daunte Culpepper, QB; Randy Moss, WR
2004-Matt Birk, C; Daunte Culpepper, QB; Kevin Williams, DT
2005-Koren Robinson, KR; Darren Sharper, S
2006-Matt Birk, C; Steve Hutchinson, C; Kevin Williams, DT; Pat Williams, DT
2007-Matt Birk, C; Steve Hutchinson, C; Adrian Peterson, RB; Tony Richardson, FB; Darren Sharper, S; Kevin Williams, DT; Pat Williams, DT
2008-Jared Allen, DE; Steve Hutchinson, C; Adrian Peterson, RB; Kevin Williams, DT; Pat Williams, DT; Antoine Winfield, CB
2009-Jared Allen, DE; Heath Farwell, LB; Brett Favre, QB; Percy Harvin, WR/KR; Steve Hutchinson, C; Sidney McInnis, T; Adrian Peterson, RB; Bryant Rice, WR; Kevin Williams, DT; Antoine Winfield, DB
2010-E.J. Henderson, LB; Adrian Peterson, RB; Kevin Williams, DT; Antoine Winfield, CB
2011-Jared Allen, DE; Chad Greenway, LB
2012-Jared Allen, DE; Jerome Felton, FB; Chad Greenway, LB; Matt Kalil, T; Adrian Peterson, RB; Kyle Rudolph, TE; Blair Walsh, K
2013-Cordarrelle Patterson, KR; Adrian Peterson, RB
2015-Anthony Barr, LB; Teddy Bridgewater, QB; Everson Griffen, DE; Adrian Peterson, RB; Harrison Smith, S
2016-Anthony Barr, LB; Everson Griffen, DE; Linval Joseph, DT; Cordarrelle Patterson, KR; Xavier Rhodes, CB; Harrison Smith, S
2017-Anthony Barr, LB; Everson Griffen, DE; Linval Joseph, DT; Xavier Rhodes, CB; Kyle Rudolph, TE; Harrison Smith, S; Adam Thielen, WR

Bold - Starter

*Did not play

AP-Associated press; CPFN-College & Pro Football Newsweekly; FD-Football Digest; FN-Football News; NEA-Newspaper Enterprise Assoc.; PFW-Pro Football Weekly; PFWA-Pro Football Writers of America; SI-Sports Illustrated; TSN-The Sporting News; UPI-United Press International; USA-USA Today



The Vikings had 6 players earn Pro Bowl honors in 1977: Chuck Foreman, Ed White and Sammy White (back row); Ron Yary, Matt Blair and Jeff Siemon (front row).

VIKINGS PRO BOWL HONOREES

MOST PRO BOWL SEASONS

11	Randall McDaniel, C	1989-99
9	Alan Page, DT	1968-76
8	Cris Carter, WR	1993-00
7	Ron Yary, T	1971-77
7	Adrian Peterson, RB	2007-10, '12-13, '15
6	Joey Browner, S	1985-90
6	Matt Blair, LB	1977-82
6	Chris Doleman, DE	1987-90, '92-93
6	Carl Eller, DE	1968-71, '73-74
6	Paul Krause, S	1969, '71-75
6	Steve Jordan, TE	1986-91
6	John Randle, DT	1993-98
6	Mick Tingelhoff, C	1964-69
6	Matt Birk, C	2000-01, '03-04, '06-07
6	Kevin Williams, DT	2004, '06-10

MOST PRO BOWL STARTS

11	Randall McDaniel, C	1989-99
7	Alan Page, DT	1968-71, '73-75
7	Ron Yary, T	1971-77
6	John Randle, DT	1993-98
5	Chris Doleman, DE	1987-90, '92
5	Adrian Peterson, RB	2007-09, '12, '15

VIKINGS PRO BOWL MVPs

Fran Tarkenton, QB	1964
Ahmad Rashad, WR	1978
Randy Moss, WR	1999
Adrian Peterson, RB	2007
Kyle Rudolph, TE	2012

KOREY STRINGER GOOD GUY AWARD

In 2001 the Twin Cities chapter of the Pro Football Writers of America awarded the first Korey Stringer Good Guy Award in honor of the late Vikings lineman. The award is voted on annually by members of the Twin Cities media and presented to the Vikings player who is the most cooperative and has the best attitude with the media.

2001 Byron Chamberlain, TE	2007 Ben Leber, LB	2013 Kevin Williams, DT
2002 Matt Birk, C	2008 Bobby Wade, WR	2014 Brian Robison, DE
2003 Daunte Culpepper, QB	2009 Visanthe Shiancoe, TE	2015 Captain Munnerlyn, CB
2004 Daunte Culpepper, QB	2010 Ben Leber, LB	2016 Captain Munnerlyn, CB
2005 Koren Robinson, WR	2011 Percy Harvin, WR	2017 Adam Thielen, WR
2006 Antoine Winfield, CB	2012 Chad Greenway, LB	



ED BLOCK COURAGE AWARD

Each year, the Ed Block Courage Awards honors those National Football League players who exemplify commitments to the principles of sportsmanship and courage. This award is unique in that the recipients are selected solely by a vote of their teammates. Every fall all 32 teams conduct a vote which results in each team selecting their Ed Block Courage Award recipient for the year.

1984 Steve Riley, T	1997 Robert Smith, RB	2010 Cedric Griffin, CB
1985 Keith Nord, S	1998 Randall Cunningham, QB	2011 Anthony Herrera, G
1986 Walker Lee Ashley, LB	1999 Robert Griffith, S	2012 Adrian Peterson, RB
1987 Scott Studwell, LB	2000 Gary Anderson, K	2013 Kevin Williams, DT
1988 Leo Lewis, WR	2001 Daunte Culpepper, QB	2014 Greg Jennings, WR
1989 Jim Gustafson, WR	2002 Lewis Kelly, G	2015 Phil Loadholt, T
1990 Gary Zimmerman, T	2003 Eric Kelly, CB	2016 Teddy Bridgewater, QB
1991 Terry Allen, RB	2004 Corey Chavous, S	2017 Kyle Rudolph, TE
1992 Darrin Nelson, RB	2005 Koren Robinson, WR	
1993 Henry Thomas, DT	2006 Matt Birk, C	
1994 Cris Carter, WR	2007 Chad Greenway, LB	
1995 John Randle, DT	2008 Kenenchi Udeze, DE	
1996 Scottie Graham, RB	2009 E.J. Henderson, LB	



50 GREATEST VIKINGS

The 50 Greatest Vikings were selected as part of the club's celebration of the 50th season in franchise history in 2010.

PLAYER, POSITION	SEASONS
Grady Alderman, T.....	1961-74
Jared Allen, DE.....	2008-13
Matt Birk, C.....	1998-2008
Matt Blair, LB.....	1974-85
Bill Brown, RB.....	1962-74
Joey Browner, S.....	1983-91
Bobby Bryant, CB.....	1967-80
Anthony Carter, WR.....	1985-93
Cris Carter, WR.....	1990-2001
Fred Cox, K.....	1963-77
Daunte Culpepper, QB.....	1999-2005
Chris Doleman, DE.....	1985-93, '99
Carl Eller, DE.....	1964-78
Chuck Foreman, RB.....	1973-79
John Gilliam, WR.....	1972-75
Bud Grant, Head Coach.....	1967-83, '85
Wally Hilgenberg, LB.....	1968-79
Steve Hutchinson, G.....	2006-11
Tim Irwin, T.....	1981-93
Steve Jordan, TE.....	1982-94
Tommy Kramer, QB.....	1977-89
Paul Krause, S.....	1968-79
Gary Larsen, DT.....	1965-74
Carl Lee, CB.....	1983-93
Jim Marshall, DE.....	1961-79

PLAYER, POSITION	SEASONS
Randall McDaniel, G.....	1988-99
Keith Millard, DT.....	1985-91
Randy Moss, WR.....	1998-2004, '10
Dave Osborne, RB.....	1965-75
Alan Page, DT.....	1967-78
Adrian Peterson, RB.....	2007-16
John Randle, DT.....	1990-2000
Ahmad Rashad, WR.....	1976-82
Ed Sharockman, CB.....	1962-72
Jeff Siemon, LB.....	1972-82
Robert Smith, RB.....	1993-2000
Scott Studwell, LB.....	1977-90
Doug Sutherland, DT.....	1971-81
Fran Tarkenton, QB.....	1961-66, '72-78
Henry Thomas, DT.....	1987-94
Mick Tingelhoff, C.....	1962-78
Stu Voigt, TE.....	1970-80
Gene Washington, WR.....	1967-72
Ed White, G.....	1969-77
Sammy White, WR.....	1976-86
Kevin Williams, DT.....	2003-13
Antoine Winfield, CB.....	2004-12
Roy Winston, LB.....	1962-76
Ron Yary, T.....	1968-81
Gary Zimmerman, T.....	1986-92



9/14.....L.....20-3.....at San Francisco.....70,499	
9/20.....W.....26-16.....vs. Detroit.....52,319	
9/27.....W.....31-14.....vs. San Diego.....52,400	
10/4.....L.....23-20.....at Denver.....77,029	
10/18.....W.....16-10.....vs. Kansas City.....52,480	
10/25.....W.....28-19.....at Chicago.....60,231	
11/1.....W.....23-20.....at Chicago.....62,311	
11/8.....W.....21-18 (OT).....vs. St. Louis.....52,406	
11/15.....W.....30-14.....at Oakland.....54,700	
11/22.....L.....30-13.....vs. Green Bay.....52,529	
11/29.....W.....20-10.....at Atlanta.....70,610	
12/6.....L.....38-7.....vs. Seattle.....52,430	
12/10.....L.....23-20.....at Arizona.....64,784	
12/20.....W.....38-17.....vs. Chicago.....52,421	
12/27.....W.....49-17.....vs. New York Giants.....52,455	
1/3/16.....W.....20-13.....at Green Bay.....78,412	

	Minn.	Opp.
Total First Downs	297	318
Rushing.....	113.....	94.....
Passing.....	153.....	189.....
Penalty.....	31.....	35.....
3rd Down: Made/Att.....	76/199.....	71/206.....
3rd Down Pct.....	38.2%.....	34.5%.....
4th Down: Made/Att.....	5/11.....	11/22.....
4th Down Pct.....	45.5%.....	50.0%.....
Possession Avg.	30:23	29:37
Total Net Yards	5,135	5,507
Avg. Per Game.....	321.2.....	344.2.....
Total Plays.....	973.....	1,015.....
Avg. Per Play.....	5.3.....	5.4.....
Net Yards Rushing	2,211	1,748
Avg. Per Game.....	138.2.....	109.3.....
Total Rushes.....	474.....	411.....
Net Yards Passing	2,928	3,759
Avg. Per Game.....	183.0.....	234.9.....
Sacked/Yards Lost.....	45/318.....	43/283.....
Gross Yards.....	3,246.....	4,042.....
Attempts/Completions.....	454/294.....	561/359.....
Completion Pct.....	64.8%.....	64.0%.....
Had Intercepted.....	9.....	13.....
Punts/Average	66/41.6	72/43.9
Net Punting Avg.	38.4	38.4
Penalties/Yards	88/797	109/875
Fumbles/Ball Lost	21/8	18/9
Touchdowns	38	31
Rushing.....	18.....	7.....
Passing.....	14.....	24.....
Returns.....	6.....	0.....

Score by Periods	Q1	Q2	Q3	Q4	OT	PTS
VIKINGS.....	76	91	92	103	3	365
OPPONENTS.....	52	104	47	99	0	302

Scoring	TD	Ru	Pa	Rt	K-PAT	FG	2Pt	PTS
B.Walsh.....	0	0	0	0	33/37	34/39	0	135
A.Peterson.....	11	11	0	0	0/0	0/0	0	66
K.Rudolph.....	5	0	5	0	0/0	0/0	0	30
S.Diggs.....	4	0	4	0	0/0	0/0	0	24
T.Bridgewater.....	3	3	0	0	0/0	0/0	1	20
J.McKinnon.....	3	2	1	0	0/0	0/0	0	18
Z.Line.....	3	2	1	0	0/0	0/0	0	18
C.Patterson.....	2	0	0	2	0/0	0/0	0	12
M.Wallace.....	2	0	2	0	0/0	0/0	0	12
C.Munnerlyn.....	1	0	0	1	0/0	0/0	0	6
M.Sherels.....	1	0	0	1	0/0	0/0	0	6
C.Greenway.....	1	0	0	1	0/0	0/0	0	6
R.Ellison.....	1	0	1	0	0/0	0/0	0	6
H.Smith.....	1	0	0	1	0/0	0/0	0	6
VIKINGS.....	38	18	14	6	33/37	34/39	1	365
OPPONENTS.....	31	7	24	0	28/28	28/31	1	302

Field Goals	1-19	20-29	30-39	40-49	50+
B. Walsh.....	0/0	9/9	13/15	6/7	6/8
VIKINGS.....	0/0	9/9	13/15	6/7	6/8
OPPONENTS.....	0/0	7/8	6/6	9/10	6/7

Walsh: (44WR, 37) (28, 23) (24) (38 WL, 38, 33) (24, 45, 45) (37, 53, 51, 35, 22) (43, 48, 36) (34, 40) (20, 38, 53WR, 39B, 34) (1) (51WL, 29, 39) (1) (44, 54) (53) (32, 52, 22, 53, 27) (39, 32)

Opponent: (28B, 30, 25) (26) (1) (33, 47, 39) (48) (52) (55, 33, 51WL) (61, 35, 45, 48WR, 53) (1) (42, 47, 40, 42, 52) (31) (23) (27, 23, 47) (51) (27) (28, 43)

Passing	Att	Cmp	Yds	Cmp%	Yds/Att
T.Bridgewater.....	447	292	3,231	65.3%	7.2
S.Hill.....	7	2	15	28.6%	2.1
VIKINGS.....	454	294	3,246	64.8%	7.1
OPPONENTS.....	561	359	4,042	64.0%	7.2

USUAL STARTERS (GAMES STARTED)

OFFENSE

WR Mike Wallace (12)
WR Stefan Diggs (9)
LT Matt Kalil (16)
LG Brandon Fusco (16)
C Joe Berger (16)
RC Mike Harris (16)
RT T.J. Clemmings (11)
TE Rhett Ellison (9)
TE Kyle Rudolph (16)
RB Adrian Peterson (16)
QB Teddy Bridgewater (16)

DEFENSE

DE Everson Griffen (15)
DT Sharrif Floyd (11)
DT Linval Joseph (12)
DE Brian Robinson (16)
LB Anthony Barr (14)
LB Eric Kendricks (11)
LB Chad Greenway (13)
CB Terence Newman (16)
CB Xavier Rhodes (16)
SS Andrew Sendejo (13)
FS Harrison Smith (13)

BOLD/Purple= Pro Bowler

Rushing	Att.	Yds.	Avg.	Long	TD
A. Peterson.....	327	1,485	4.5	80T	11
J. McKinnon.....	52	271	5.2	68T	2
T. Bridgewater.....	44	192	4.4	19	3
M. Asiata.....	29	112	3.9	19	0
A. Thielen.....	4	89	22.3	41	0
J. Wright.....	1	29	29.0	29	0
C. Patterson.....	2	15	7.5	9	0
S. Diggs.....	3	13	4.3	10	0
Z. Line.....	6	10	1.7	3	2
M. Wallace.....	1	6	-0.0	6	0
S. Hill.....	4	-5	-1.3	-1	0
J. Locke.....	1	-6	-6.0	-6	0
VIKINGS.....	474	2,211	4.7	80T	18
OPPONENTS.....	411	1,748	4.3	72T	7

Receiving	No.	Yds	Avg	Long	TD
S.Diggs.....	52	720	13.8	40T	4
K.Rudolph.....	49	495	10.1	47t	5
M.Wallace.....	39	473	12.1	34	2
J.Wright.....	34	442	13.0	52	0
A.Peterson.....	30	222	7.4	49	0
J.McKinnon.....	21	173	8.2	30	1
M.Asiata.....	19	132	6.9	22	0
A.Thielen.....	12	144	12.0	30	0
R.Ellison.....	11	124	11.3	41	1
M.Pruitt.....	10	89	8.9	32	0
C.Johnson.....	9	127	14.1	35	0
Z.Line.....	6	95	15.8	49	1
C.Patterson.....	2	10	5.0	9	0
VIKINGS.....	294	3,246	11.0	52	14
OPPONENTS.....	359	4,042	11.3	72t	24

Punting	No.	Yds	Avg	Net	TB	In	Lg	B
J.Locke.....	66	2,746	41.6	37.8	5	23	61	0
VIKINGS.....	66	2,746	41.6	37.8	5	23	61	0
OPPONENTS.....	72	3,158	43.9	39.3	1	24	68	0

Punt Returns	Ret	FC	Yds	Avg	Long	TD
M.Sherels.....	34	15	311	9.1	65t	1
VIKINGS.....	34	15	311	9.1	65t	1
OPPONENTS.....	29	21	152	5.2	19	0

Kickoff Returns	No.	Yds	Avg	Long	TD
C.Patterson.....	32	1,019	31.8	101t	2
Z.Line.....	3	43	14.3	23	0
M.Sherels.....	2	33	16.5	21	0
R.Blanton.....	1	27	27.0	27	0
J.McKinnon.....	1	24	24.0	24	0
S.Diggs.....	1	22	22.0	22	0
M.Pruitt.....	1	12	12.0	12	0
D.Hunter.....	1	10	10.0	10	0
VIKINGS.....	42	1,190	28.3	101t	2
OPPONENTS.....	40	1,043	26.1	70	0

Defensive Leaders:

Tackles - E. Kendricks (105), A. Sendejo (100), H. Smith (87), C. Greenway (86), A. Barr (80).

Sacks - Everson Griffen (10.5), D. Hunter (6.0), T. Johnson (5.5), B. Robinson (5.0), E. Kendricks (4.0), A. Barr (3.5), C. Greenway (2.5), S. Floyd (2.5), H. Smith (1.5), C. Munnerlyn (1.0), A. Sendejo (0.5), L. Joseph (0.5).

Interceptions, TDs - T. Newman (3.0), H. Smith (2.1), C. Munnerlyn (2.0), J. Trattuto (2.0), C. Greenway (1.1), A. Barr (1.0), A. Sendejo (1.0), X. Rhodes (1.0).

Fumbles Lost - T. Bridgewater 3, A. Peterson 3, J. Wright 1, C. Patterson 1

Total: 8

Opponent Fumble Recoveries - A. Exum Jr. 2, B. Robinson 2, C. Munnerlyn 2, A. Cole 1, A. Sendejo 1, S. Stephen 1 **Total: 9**

TD	TD%	Int	Int%	Long	Sack	Lost	Rating
14	3.1%	9	2.0%	52	44	307	88.7
0	0.0%	0	0.0%	9	1	11	39.6
14	3.1%	9	2.0%	52	45	318	87.8
24	4.3%	13	2.3%	72t	43	283	90.0

9/11.....	W.	25-16.....	at Tennessee.....	63.816
9/18.....	W.	17-14.....	vs. Green Bay.....	66.813
9/25.....	W.	22-10.....	at Carolina.....	73.813
10/3.....	W.	24-10.....	vs. NY Giants.....	66.690
10/9.....	W.	31-13.....	vs. Houston.....	66.683
10/23.....	L.	21-10.....	at Philadelphia.....	69.596
10/31.....	L.	20-10.....	at Chicago.....	60.422
11/6.....	L.	22-16 OT.....	vs. Detroit.....	66.807
11/13.....	L.	26-20.....	at Washington.....	78.216
11/20.....	W.	30-24.....	vs. Arizona.....	66.808
11/24.....	L.	16-13.....	at Dallas.....	63.793
12/1.....	L.	17-15.....	vs. Detroit.....	66.860
12/11.....	W.	25-16.....	at Jacksonville.....	62.701
12/18.....	L.	34-6.....	vs. Indianapolis.....	66.820
12/24.....	L.	38-25.....	at Green Bay.....	77.856
1/1/17.....	W.	38-10.....	vs. Chicago.....	66.808

	Min.	Opp.
Total First Downs	303.	307.
Rushing	66	84
Passing	209	185
Penalty	28	31
3rd Down: Made/Att	81/213	80/206
3rd Down Pct	38.0	38.8
4th Down: Made/Att	8/18	3/14
4th Down Pct	44.4	21.4
Possession Avg	30:24.	29:36.
Total Net Yards	5041.	5038.
Avg. Per Game	315.1	314.9
Total Plays	1006	993
Avg. Per Play	5.0	5.1
Net Yards Rushing	1205.	1711.
Avg. Per Game	75.3	106.9
Total Rushes	380	404
Net Yards Passing	3836.	3327.
Avg. Per Game	239.8	207.9
Sacked/Yards Lost	38/283	41/310
Gross Yards	4119	3637
Attempts/Completions	588/414	548/332
Completion Pct	70.4	60.6
Had Intercepted	5	14
Punts/Average	74/42.6	72/45.7
Net Punting Avg	74/39.0	72/39.7
Penalties/Yards	103/882	99/825
Fumbles/Ball Lost	20/11	23/13
Touchdowns	36	32
Rushing	9	9
Passing	20	22
Returns	7	1

Score by Periods	Q1	Q2	Q3	Q4	OT	PTS
VIKINGS.....	56	105	58	108	0	327
OPPONENTS.....	71	121	27	82	6	307

Scoring	TD	Ru	Pa	Rt	K-PAT	FG	2Pt	PTS
K. Forbath.....	0	0	0	0	11/14	15/15	0	56
B.Walsh.....	0	0	0	0	15/19	12/16	0	51
K.Rudolph.....	7	0	7	0	0/0	0/0	0	42
M. Asiate.....	6	6	0	0	0/0	0/0	0	36
A. Thielen.....	5	0	5	0	0/0	0/0	0	30
J.McKinnon.....	4	2	2	0	0/0	0/0	1	26
S. Diggs.....	3	0	3	0	0/0	0/0	0	18
C.Patterson.....	3	0	2	1	0/0	0/0	0	18
M.Sherels.....	2	0	0	2	0/0	0/0	0	12
D. Hunter.....	1	0	0	1	0/0	0/0	1*	8
R. Ellison.....	1	1	0	0	0/0	0/0	0	6
E. Griffen.....	1	0	0	1	0/0	0/0	0	6
E. Kendrick.....	1	0	0	1	0/0	0/0	0	6
X. Rhodes.....	1	0	0	1	0/0	0/0	0	6
J. Wright.....	1	0	1	0	0/0	0/0	0	6
VIKINGS.....	36	9	20	7	26/33	27/31	1	327
OPPONENTS.....	32	9	22	1	29/29	28/32	0	307

Field Goals	1-19	20-29	30-39	40-49	50+
K. Forbath.....	0/0	5/5	5/5	4/4	1/1
B. Walsh.....	1/1	1/1	5/6	4/6	1/2
VIKINGS.....	1/1	6/6	10/11	8/10	2/3
OPPONENTS.....	0/0	7/7	8/8	8/9	5/8

Forbath: () () () () () () () () (27) (30, 28) (48, 36, 36) (43, 32, 40, 46) (32, 51) (22, 26) (21)
Walsh: (37N, 56N, 50, 33, 35, 30) (46) (28, 31) (46, 44) (19) (48) (30) (33, 46B) () () () () () ()
Opponent: (28, 41) (48, 53N) (40) (51N, 38, 30) (35, 21) (30, 28) (47, 53, 58) (30, 37, 50, 28) (34) (29, 48, 40) (39) (45, 55, 24, 41N, 61B) (48, 50) (48) (29)

Passing	Att	Cmp	Yds	Cmp%	Yds/Att
S. Bradford.....	552	395	3,877	71.6	7.0
S. Hill	35	19	242	54.3	6.9
J. McKinnon.....	1	0	0	0.0	0.0
VIKINGS	588	414	4,119	70.4	7.0
OPPONENTS	548	332	3,637	60.6	6.6

USUAL STARTERS (GAMES STARTED)

OFFENSE	DEFENSE
WR Adam Thielen (10)	DE Everson Griffen (16)
WR Stefon Diggs (11)	DT Shamarr Stephen (16)
LT T.J. Clemmings (14)	DT Linval Joseph (16)
LG Alex Boone (14)	DE Brian Robinson (16)
C Joe Berger (14)	LB Anthony Barr (16)
CB Brandon Fucus (14)	LB Eric Kendrick (15)
RT Jason Allen Sirles (10)	LB Chad Greenway (9)
TE Tyler Rudolph (16)	DE Terrence Newman (11)
WR Cordarrelle Patterson (8)	CB Xavier Rhodes (14)
RB Jerick McKinnon (7)	CB Captain Munnerlyn (9)
QB Sam Bradford (15)	S5 Andrew Sendejo (14)
	FS Harrison Smith (14)

BOLD/Purple= Pro Bowler

Rushing	Att.	Yds.	Avg.	Long	TD
J. McKinnon	159	539	3.4	36	2
M. Asiatia	121	402	3.3	29	6
A. Peterson	7	72	1.9	13	0
S. Bradford	20	53	2.7	24	0
R. Hillman	18	50	2.8	14	0
C. Patterson	7	43	6.1	22	0
Z. Line	7	15	2.1	5	0
A. Thielen	2	15	7.5	11	0
S. Diggs	3	10	3.3	12	0
S. Hill	5	5	1.0	9	0
R. Ellison	1	1	1.0	1	1
VIKINGS	380	1,205	3.2	36	9
OPPONENTS	404	1,711	4.2	69	9

Receiving	No.	Yds	Avg	Long	TD
S. Diggins	84	903	10.8	46	3
K. Rudolph	83	840	10.1	44	7
A. Thielen	69	967	14.0	71	5
C. Patterson	52	453	8.7	39	2
J. McKinnon	43	255	5.9	41	2
M. Asiata	32	263	8.2	31	0
C. Johnson	20	232	11.6	40	0
J. Wright	11	67	6.1	11	1
R. Ellison	9	57	6.3	21	0
R. Hillman	4	43	10.8	32	0
A. Peterson	3	8	2.7	7	0
L. Treadwell	1	15	15.0	15	0
M. Pruitt	1	7	7.0	7	0
S. Bradford	1	5	5.0	5	0
D. Morgan	1	4	4.0	4	0
VIKINGS	414	4,119	9.9	71	20
OPPONENTS	332	3,637	11.0	67	22

Punting	No.	Yds	Avg	Net	TB	In	Lg	B
J.Locke	74	3,155	42.6	39.0	3	34	72	0
VIKINGS	74	3,155	42.6	39.0	3	34	72	0
OPPONENTS	72	3,289	45.7	39.7	4	26	64	0

Point Returns	Ret	FC	Yds	Avg	Long	TD
M. Sherels	21	17	292	13.9	79t	2
S. Diggs	6	1	45	7.5	19	0
A. Thielen	6	3	8	1.3	9	0
C. Patterson	1	1	9	9.0	9	0
VIKINGS	34	22	354	10.4	79t	2
OPPONENTS	26	28	209	8.0	32	0

Kickoff Returns	No.	Yds	Avg	Long	TD
C. Patterson	25	792	31.7	104t	1
D. Morgan	2	29	14.5	18	0
M. Sherels	2	35	17.5	18	0
M. Asiata	1	11	11.0	11	0
C. Johnson	1	16	16.0	16	0
A. Thielen	1	19	19.0	19	0
L. Treadwell	1	0	0.0	0	0
VIKINGS	33	902	27.3	104t	1
OPPONENTS	38	980	25.8	98t	1

Defensive Leaders:

Tackles - E. Kendricks (126), H. Smith (104), L. Joseph (100), A. Barr (91), A. Sendeio (72).

Sacks - D. Hunter (12.5), E. Griffen (8.0), B. Robison (7.5), L. Joseph (4.0), E. Kendricks (2.5), T. Johnson (2.0), H. Smith (2.0), A. Barr (2.0), A. Sendejo (0.5).

Interceptions, TDs - X. Rhodes (5,1), T. Waynes (3,0), A. Sendejo (2,0), E. Kendricks (1,1), C. Greenway (1,0), T. Johnson (1,0), T. Newman (1,0).

Fumbles Lost - T. Bridge Total:

Opponent Fumble Recoveries - AE. Griffen (3), A. Sendejo (2), E. Kendricks (1), H. Smith (1), A. Barr (1), D. Hunter (1), S. Stephen (1), A. Harris (1). **Total: 11**

TD	TD%	Int	Int%	Long	Sack	Lost	Rating
20	3.6	5	0.9	71t	37	276	99.3
0	0.0	0	0.0	33	1	7	7.61
0	0.0	0	0.0	0	0	0	39.6
20	3.4	5	0.9	71t	38	283	97.7
22	4.0	14	2.6	67	41	310	83.0

ALL-TIME SUPER BOWL RESULTS

	SUPER BOWL DATE	RESULT	SITE	MVP
KICKOFF	I 1/15/67	Green Bay 35, Kansas City 10	Los Angeles	QB Bart Starr, Green Bay
	II 1/14/68	Green Bay 33, Oakland 14	Miami	QB Bart Starr, Green Bay
	III 1/12/69	NY Jets 16, Baltimore 7	Miami	QB Joe Namath, NY Jets
EXECUTIVES	IV 1/11/70	Kansas City 23, Minnesota 7	New Orleans	QB Len Dawson, Kansas City
	V 1/17/71	Baltimore 16, Dallas 13	Miami	LB Chuck Howley, Dallas
	VI 1/16/72	Dallas 24, Miami 3	New Orleans	QB Roger Staubach, Dallas
COACHES	VII 1/14/73	Miami 14, Washington 7	Los Angeles	S Jake Scott, Miami
	VIII 1/13/74	Miami 24, Minnesota 7	Houston	RB Larry Csonka, Miami
	IX 1/12/75	Pittsburgh 16, Minnesota 6	New Orleans	RB Franco Harris, Pittsburgh
STAFF	X 1/18/76	Pittsburgh 21, Dallas 17	Miami	WR Lynn Swann, Pittsburgh
	XI 1/9/77	Oakland 32, Minnesota 14	Pasadena	WR Fred Biletnikoff, Oakland
	XII 1/15/78	Dallas 27, Denver 10	New Orleans	DT Randy White/DE Harvey Martin, Dallas
PLAYERS	XIII 1/21/79	Pittsburgh 35, Dallas 31	Miami	QB Terry Bradshaw, Pittsburgh
	XIV 1/20/80	Pittsburgh 31, Los Angeles 19	Pasadena	QB Terry Bradshaw, Pittsburgh
	XV 1/25/81	Oakland 27, Philadelphia 10	New Orleans	QB Jim Plunkett, Oakland
ROOKIES	XVI 1/24/82	San Francisco 26, Cincinnati 21	Pontiac	QB Joe Montana, San Francisco
	XVII 1/30/83	Washington 27, Miami 17	Pasadena	RB John Riggins, Washington
	XVIII 1/22/84	LA Raiders 38, Washington 9	Tampa	RB Marcus Allen, LA Raiders
2017 SEASON	XIX 1/20/85	San Francisco 38, Miami 16	Stanford	QB Joe Montana, San Francisco
	XX 1/26/86	Chicago 46, New England 10	New Orleans	DE Richard Dent, Chicago
	XXI 1/25/87	NY Giants 39, Denver 20	Pasadena	QB Phil Simms, NY Giants
RECORDS	XXII 1/31/88	Washington 42, Denver 10	San Diego	QB Doug Williams, Washington
	XXIII 1/22/89	San Francisco 20, Cincinnati 16	South Florida	WR Jerry Rice, San Francisco
	XXIV 1/28/90	San Francisco 55, Denver 10	New Orleans	QB Joe Montana, San Francisco
PLAYOFF RECORDS	XXV 1/27/91	NY Giants 20, Buffalo 19	Tampa	RB Ottis Anderson, NY Giants
	XXVI 1/26/92	Washington 37, Buffalo 24	Minneapolis	QB Mark Rypien, Washington
	XXVII 1/31/93	Dallas 52, Buffalo 17	Pasadena	QB Troy Aikman, Dallas
HISTORY	XXVIII 1/30/94	Dallas 30, Buffalo 13	Atlanta	RB Emmitt Smith, Dallas
	XXIX 1/29/95	San Francisco 49, San Diego 26	South Florida	QB Steve Young, San Francisco
	XXX 1/28/96	Dallas 27, Pittsburgh 17	Tempe	CB Larry Brown, Dallas
EXTRA POINTS	XXXI 1/26/97	Green Bay 35, New England 21	New Orleans	KR/PR Desmond Howard, Green Bay
	XXXII 1/25/98	Denver 31, Green Bay 24	San Diego	RB Terrell Davis, Denver
	XXXIII 1/31/99	Denver 34, Atlanta 19	South Florida	QB John Elway, Denver
	XXXIV 1/30/00	St. Louis 23, Tennessee 16	Atlanta	QB Kurt Warner, St. Louis
	XXXV 1/28/01	Baltimore 34, NY Giants 7	Tampa	LB Ray Lewis, Baltimore
	XXXVI 2/3/02	New England 20, St. Louis 17	New Orleans	QB Tom Brady, New England
	XXXVII 1/26/03	Tampa Bay 48, Oakland 21	San Diego	S Dexter Jackson, Tampa Bay
	XXXVIII 2/1/04	New England 32, Carolina 29	Houston	QB Tom Brady, New England
	XXXIX 2/6/05	New England 24, Philadelphia 21	Jacksonville	WR Deion Branch, New England
	XL 2/5/06	Pittsburgh 21, Seattle 10	Detroit	WR Hines Ward, Pittsburgh
	XLI 2/4/07	Indianapolis 29, Chicago 17	South Florida	QB Peyton Manning, Indianapolis
	XLII 2/3/08	NY Giants 17, New England 14	Glendale	QB Eli Manning, NY Giants
	XLIII 2/1/09	Pittsburgh 27, Arizona 23	Tampa	WR Antonio Holmes, Pittsburgh
	XLIV 2/7/10	New Orleans 31, Indianapolis 17	South Florida	QB Drew Brees, New Orleans
	XLV 2/6/11	Green Bay 31, Pittsburgh 25	North Texas	QB Aaron Rodgers, Green Bay
	XLVI 2/5/12	NY Giants 21, New England 17	Indianapolis	QB Eli Manning, NY Giants
	XLVII 2/3/13	Baltimore 34, San Francisco 31	New Orleans	QB Joe Flacco, Baltimore
	XLVIII 2/2/14	Seattle 43, Denver 8	East Rutherford	LB Malcolm Smith, Seattle
	XLIX 2/1/15	New England 28, Seattle 24	Glendale	QB Tom Brady, New England
	50 2/7/16	Denver 24, Carolina 10	Santa Clara	LB Von Miller, Denver
	LI 2/5/17	New England 34, Atlanta 28 (OT)	Houston	QB Tom Brady, New England
	LII 2/4/18	Philadelphia 41, New England 33	Minneapolis	QB Nick Foles, Philadelphia

FUTURE SUPER BOWLS

LIII 2/3/19	Mercedes Benz Stadium, Atlanta, GA
LIV 2020	New Miami Stadium, Miami Gardens, FL
LV 2021	Raymond James Stadium, Tampa, FL

HOMES OF THE VIKINGS



The Vikings played their home games for 21 seasons (1961-81) at Metropolitan Stadium and for 32 seasons (1982-2013) at Mall of America Field at the Hubert H. Humphrey Metrodome. The Vikings then moved outdoors to the campus of the University of Minnesota for 2 seasons (2014-15) while U.S. Bank Stadium was being constructed. Ground breaking for the new facility took place in December 2013 and the Vikings played the 1st game there in the 2016 preseason opener on August 28 vs. San Diego. U.S. Bank Stadium hosted Super Bowl LII and will welcome the 2019 NCAA Men's Final Four.

The Vikings have called four stadiums "home" in their 58-season history: Metropolitan Stadium in Bloomington, Mall of America Field at the Hubert H. Humphrey Metrodome in Minneapolis, TCF Bank Stadium on the campus of the University of Minnesota and U.S. Bank Stadium, located on the same site as the Metrodome in Minneapolis. On Sept. 10, 1961, the Vikings played their first-ever home game, a 21-17 preseason loss to the L.A. Rams at Metropolitan Stadium. Over 21 seasons the Vikings compiled a 97-59-4 record, including playoffs, at Met Stadium and possessed one of the most dominant home field advantages in professional football. On Dec. 20, 1981, the Vikings played the last game at the Met, a 10-6 loss to the Kansas City Chiefs. Capacity of the Met was 48,446 in the stadium's final year. The Vikings played their last season in the Metrodome in 2013 after the passage of a new stadium bill. The new Vikings stadium, U.S. Bank Stadium, was built on the Metrodome site with the Vikings playing their home games on the University of Minnesota's campus at TCF Bank Stadium from 2014-15.

The Vikings moved indoors in 1982 to the Metrodome in downtown Minneapolis. Seating capacity for the Metrodome was 64,134. In 32 seasons at the Metrodome the Vikings owned a 168-92 record, which includes a 6-4 mark in NFL playoff action. The 2013 season marked 32nd campaign in the Metrodome, 11 seasons longer than the Vikings played at Metropolitan Stadium. The Metrodome had been host to many marquee sporting events, including Super Bowl XXVI, the 1987 and 1991 World Series, the 1985 Major League Baseball All-Star Game, the 1992 and 2001 NCAA Final Four basketball tournaments and the 1998 NFC Championship Game. The Metrodome also hosted NCAA Men's Basketball Regionals in 2000, 2003 and 2005.

During their two-year stay at TCF Bank Stadium, which has a capacity of 54,000, the Vikings had an 11-5 regular season record, giving them the highest win percentage all-time among teams in a temporary stadium and became the only team to secure a playoff berth while playing in a temporary stadium. The final game played at TCF Bank Stadium, a Wild Card Playoff game vs. Seattle (1/10/16) was the coldest game in Vikings history and the 3rd-coldest game in NFL history with a kickoff temperature of minus-6 Fahrenheit.

U.S. Bank Stadium hosted the first regular season game on Sept. 18, 2016 in prime time matchup vs. Green Bay, a 17-14 Vikings win. Vikings TE Kyle Rudolph scored the 1st TD for the club in their new home on a pass from Sam Bradford against the Packers. The Dallas game on 12/1/16 drew a record home crowd of 66,860. The 1st playoff game in the stadium was one for the ages, a 29-24 win over New Orleans in the Divisional Round with the winning TD coming on a 61-yard pass to Stefon Diggs on the final play of the game.

Metropolitan Stadium

First Vikings Regular Season Game: vs. Chicago (9/17/61), 37-13 Vikings win

Total Vikings Home Record at Met Stadium: 97-59-4 (.606), 160 games (regular season/playoffs)

Mall of America Field at the Hubert H. Humphrey Metrodome

First Vikings Regular Season Game: vs. Tampa Bay (9/12/82), 17-10 Vikings win

Total Vikings Home Record at Metrodome: 168-92-0 (.646), 260 games (regular season/playoffs)

TCF Bank Stadium

First Vikings Regular Season Game: vs. Chicago Bears (12/20/10), 40-14 Vikings loss

Total Vikings Home Record at TCF Bank Stadium: 11-7 (.611), 18 games (regular season/playoffs)

U.S. Bank Stadium

First Vikings Regular Season Game: Green Bay Packers (9/18/16), 17-14 Vikings win

Total Vikings Home Record at U.S. Bank Stadium: 13-4 (.765), 17 games (regular season/playoffs)

Lite



GREAT TASTE. LESS FILLING.
SKOL VIKINGS!



**OFFICIAL BEER SPONSOR
OF THE MINNESOTA VIKINGS**

CELEBRATE RESPONSIBLY®

©2018 MILLER BREWING CO., MILWAUKEE, WI • BEER
Avg. analysis (12 fl oz): 96 cal, 3.2g carbs, <1g protein, 0.0g fat

EXTRA POINTS

VIKINGS TRAINING CAMP TRADITION

In 2018, the Minnesota Vikings mark the first summer in team history that the team will not travel to a college campus for training camp. The 2018 Verizon Training Camp will be held at TCO Performance Center in Eagan, the new home of Vikings that opened in spring 2018.



The 58th season of Vikings football signals a new era for the team starting with training camp. The team spent 1961-65 on the campus of Bemidji State in northern Minnesota before moving south to Mankato from 1966-2017. The state-of-the-art TCO Performance Center features 4 grass outdoor fields, an indoor field and an artificial surface field at TCO Stadium. The new facility and camp can accommodate 5,000 fans daily. Rookies are on the field July 25, veterans join July 28 and camp ends August 15.



The Vikings will stay home at TCO Performance Center for 2018 Training Camp after spending their summers on the campus of Bemidji State University (1961-65) and Minnesota State University (1966-2017).

MINNESOTA VIKINGS RADIO NETWORK

VOICES OF THE VIKINGS

Entering his 17th season in 2018 as the Vikings radio play-by-play voice is KFAN radio mid-day personality Paul Allen. Joining Allen as the color commentator is former Vikings LB and coach Pete Berchich.

Allen's run started as the Vikings Internet webcast play-by-play voice during the 2000 season and called one Vikings game during the 2001 season. He has become the "Voice of the Vikings."

Berchich returns for his 13th season with the broadcasts in 2018 and brings a decade of NFL experience from the field and sideline. A 7th-round draft pick by the Vikings in 1994, Berchich overcame the odds and played for the team from 1995-2000. A standout special teamer, Berchich parlayed his knowledge of the game into a coaching job with the team from 2002-05.

Joining Allen and Berchich from the sidelines will be former Vikings punter Greg Coleman. Coleman punted for the Vikings from 1978-87 and is the team's all-time leader in punts (721) and punting yards (29,391). He also ranks 2nd in punts inside the 20-yard line (154).

Entering his 3rd season as part of the Vikings Radio Network broadcast, former Vikings LB Ben Leber reports on the game from the sideline and joins with a player in the postgame. Leber played for the Vikings from 2006-10 and has been a regular contributor to KFAN and VEN.



Greg Coleman, Paul Allen, Pete Berchich and Ben Leber

KFAN-FM (100.3) and KTLK-AM (1130 AM) serve as the flagship stations for the Minnesota Vikings Radio Network, which includes outlets in five states.

MINNESOTA

MARKET	STATION	FREQUENCY
Twin Cities	KFAN-FM	100.3
Twin Cities	KTLK-AM	1130
Aitkin	KKIN-FM	94.3
Albert Lea	KQPR-FM	96.1
Alexandria	KIKV-FM	100.7
Bemidji	KBUN-AM	1450
Blue Earth	KBEW-FM	98.1
Brainerd	KBLB-FM	93.3
Brainerd	KBLB-AM	1380
Crookston	KROX-AM	1260
Dassel-Hutch	KARP-FM	106.9
Detroit Lakes	KBOT-FM	104.1
Detroit Lakes	KDLM-AM	1340
Duluth	KQDS-FM	92.1
Duluth	KQDS-AM	1490
Ely	WELY-AM	1450
Eveleth	KRBT-AM	1340
Fergus Falls	KBRF-FM	1250
Grand Rapids	KMFY-FM	96.9
Glencoe	KGLB-AM	1310
Hibbing	WMNT-AM	650
Int'l Falls	KSDM-FM	104.1
Jackson	KRAQ-FM	105.7
Marshall	KARL-FM	105.1
Mankato	KYSM-AM	1230
Mankato	KXLP-FM	94.1
Morris	KKOK-FM	95.7
New Ulm	KNUJ-FM	107.3
Pine City	WCMP-FM	100.9
Rochester	KRCH-FM	101.7
Rochester	KWEB-AM	1270
Roseau	KKWQ-FM	92.5
Saint Cloud	WJON-AM	1240
Saint Cloud	KXXS-AM	1390
Spring Grove	KQYB-FM	98.3
Thief River	KTRF-AM	1230
Wadena	KKWS-FM	105.9
Waseca	KRUE-AM	1170
Willmar	KWLM-AM	1340
Winona	KWNO-AM	1380
Worthington	KWOA-AM	730

IOWA

Des Moines	KXNO-AM	1460
Sioux City	KMNS-AM	620
Spencer	KICD-AM	1240

NORTH DAKOTA

Bismark	KFYR-AM	550
Carrington	KDAK-AM	1600
Devils Lake	KDLR-AM	1240
Dickinson	KLTC-AM	1460
Fargo	KRWK-FM	101.9
Fargo	KVOX-AM	740
Grand Forks	KKXL-AM	1440
Valley City	KOVC-AM	1490
Williston	KEYZ-AM	660

SOUTH DAKOTA

Aberdeen	KSDN-AM	930
Pierre/Mobridge	KMLD-FM	100.7
Sisseton	KBWS-FM	102.9
Sioux Falls	KWSN-AM	1230
Watertown	KPHR-FM	106.3
Yankton	WNAX-AM	570

WISCONSIN

Eau Claire	WMEQ-AM	880
Hayward	WHSM-FA	101.0
LaCrosse	KQYB-FM	98.3
Rice Lake	WKFX-FM	99.1

VIKINGS MEDIA POLICY

INTERVIEW REQUESTS: All interview requests for Minnesota Vikings players, coaches, executives or staff members should be directed to the Public Relations Department. Phone interviews should be arranged at least two days in advance and will be subject to availability. Head Coach Mike Zimmer will hold a press conference the day following games and Wednesday of a regular game week at Twin Cities Orthopedics Performance Center and will make a weekly conference call to speak with the opposing team's assembled media.

OPEN LOCKER ROOM PERIOD: The Vikings' locker room is open to accredited media during the week at scheduled times. Head Coach Mike Zimmer will address assembled media on Wednesday of a regular game week at TCO Performance Center during this period. Television standups and live shots are prohibited during press conferences. Vikings players will also be available to the media with the assistance of Public Relations staffers of the Vikings. Players and coaches are not available for interviews on Tuesdays, the day before a game or on game day until after the game.

PRACTICE REGULATIONS: The Vikings practices at TCO Performance Center on Wednesday, Thursday and Friday are open through individual drills to accredited media. Practices are open for filming through individual drills.

GAME CREDENTIALS: Credential requests are honored for accredited media on specific assignments and must be made through the Vikings' Public Relations Department. Credentials will not be issued to writers or photographers working on a free-lance basis unless the request is made by a recognized publication or news organization. Season-long credentials are issued in July; game-by-game credentials must be requested at least one week prior to each home game. Game day credentials may be picked up at the media entrance on the southeast side of the stadium starting three hours before kickoff. All credential requests must be sent to Jon Ekstrom (ekstromj@vikings.nfl.net).

PRESS RELEASES: The Vikings' weekly press release may be obtained from the team or on Vikings.com and nflcommunications.com. The team's weekly injury report, which is first released on Wednesday, can also be acquired the same way.

STILL PHOTOGRAPHY: Still photography is not allowed in the locker room at TCO Performance Center or U.S. Bank Stadium at any time.

MEDIA CONTACTS: Media requests can be submitted to the Vikings Public Relations staff: Bob Hagan, Executive Director of Public Relations (haganb@vikings.nfl.net); Tom West, Director of Public Relations (westt@vikings.nfl.net), Jeff Anderson, Executive Director of Communications (andersonj@vikings.nfl.net), Jon Ekstrom, Public Relations Manager (ekstromj@vikings.nfl.net) or Sam Newton, Public Relations Assistant (newtons@vikings.nfl.net). The general office phone is 952-828-6500.



VIKINGS ENTERTAINMENT NETWORK KEEPS FANS IN THE GAME

Vikings Entertainment Network (VEN) is the umbrella for all Vikings content and entertainment initiatives including Preseason TV, team TV shows, Vikings.com, social media, in-stadium programming as well as the Minnesota Vikings Cheerleaders (MVC), Skol Line Drum Team, and Viktor the Viking.

The VEN move into Twin Cities Orthopedics Performance Center and the TCO Studios will enable the Vikings to connect with fans like never before, including through a new, live studio show that will launch later this year.

The prime space inside Twin Cities Orthopedics Performance Center will provide various settings for different types of content, an expansion of the already robust lineup of offerings from Vikings Entertainment Network and new content.

Vikings Vice President of Content and Production Bryan Harper said that VEN and the Vikings organization are excited about the content opportunities inside the state-of-the-art TCO Studios.

"Vikings fans have consistently engaged with the inside access that VEN strives to provide, and we have a responsibility to continue to meet or exceed their programming demands," Harper said. "With the opening of TCO Studios, we are excited about the new opportunities to deliver meaningful content to our fans."

The TCO Studios 1,750-square-foot main studio space features four scenic arrangements.

1. The main desk is positioned in front of a 3X3 video wall for traditional broadcasts.
2. An informal area for more relaxed content is positioned in front of a 2X2 video wall.
3. A social/interactive area features an 86-inch touchscreen.
4. A stand-up area features three vertical screens that can be combined.

TCO Studios' main space can connect with the auditorium that is used by the Vikings for team meetings by raising an operable acoustic wall. This versatility will create an incredible set-up for the live show and allow TCO Studios to operate as a stage for other special events.

In addition to television programming that will continue to be produced in partnership with FOX 9 KMSP and Fox Sports North, Harper said fans can expect an increase in player-centric features, in-season daily streaming content, videos on social media and podcast offerings.



2018 NATIONAL FOOTBALL LEAGUE SCHEDULE

ALL TIMES CENTRAL

* Subject to flex scheduling

PRESEASON

THURSDAY, AUGUST 2, 2018

HALL OF FAME GAME (CANTON, OH)

Chicago vs. Baltimore 7:00

PRESEASON WEEK 1

THURSDAY, AUGUST 9, 2018

Carolina at Buffalo 6:00

Chicago at Cincinnati 6:00

New Orleans at Jacksonville 6:00

Tampa Bay at Miami 6:00

Cleveland at NY Giants 6:00

Pittsburgh at Philadelphia 6:00

LA Rams at Baltimore 6:30

Washington at New England 6:30

Tennessee at Green Bay 7:00

Houston at Kansas City 7:30

Dallas at San Francisco 9:00

Indianapolis at Seattle 9:00

FRIDAY, AUGUST 10, 2018

Atlanta at NY Jets 6:30

Detroit at Oakland 9:30

SATURDAY, AUGUST 11, 2018

Minnesota at Denver 8:00

LA Chargers at Arizona 8:00

PRESEASON WEEK 2

THURSDAY, AUGUST 16, 2018

Philadelphia at New England 6:30

Pittsburgh at Green Bay 7:00

NY Jets at Washington 7:00

FRIDAY, AUGUST 17, 2018

Kansas City at Atlanta 6:00

NY Giants at Detroit 6:00

Miami at Carolina 6:30

Buffalo at Cleveland 6:30

Arizona at New Orleans 7:00

SATURDAY, AUGUST 18, 2018

Jacksonville at Minnesota Noon

Oakland at LA Rams 3:00

Cincinnati at Dallas 6:00

Tampa Bay at Tennessee 6:00

San Francisco at Houston 7:00

Chicago at Denver 8:05

Seattle at LA Chargers 9:00

MONDAY, AUGUST 20, 2018

Baltimore at Indianapolis 7:00

PRESEASON WEEK 3

THURSDAY, AUGUST 23, 2018

Philadelphia at Cleveland 7:00

FRIDAY, AUGUST 24, 2018

Seattle at Minnesota 7:00

New England at Carolina 6:30

NY Giants at NY Jets 6:30

Denver at Washington 6:30

Detroit at Tampa Bay 7:00

Green Bay at Oakland 9:30

SATURDAY, AUGUST 25, 2018

Kansas City at Chicago Noon

Houston at LA Rams 3:00

Tennessee at Pittsburgh 3:00

San Francisco at Indianapolis 3:30

Atlanta at Jacksonville 6:00

Baltimore at Miami 6:00

New Orleans at LA Chargers 7:00

SUNDAY, AUGUST 26, 2018

Cincinnati at Buffalo 3:00

Arizona at Dallas 7:00

PRESEASON WEEK 4

THURSDAY, AUGUST 30, 2018

Minnesota at Tennessee 7:00

Miami at Atlanta 6:00

Indianapolis at Cincinnati 6:00

Cleveland at Detroit 6:00

New England at NY Giants 6:00

NY Jets at Philadelphia 6:00

Washington at Baltimore 6:30

Carolina at Pittsburgh 6:30

Jacksonville at Tampa Bay 6:30

Buffalo at Chicago 7:00

Dallas at Houston 7:00

LA Rams at New Orleans 7:00

Green Bay at Kansas City 7:30

Denver at Arizona 8:00

LA Chargers at San Francisco 9:00

Oakland at Seattle 9:00

REGULAR SEASON WEEK 1

THURSDAY, SEPTEMBER 6, 2018

Atlanta at Philadelphia 7:20

SUNDAY, SEPTEMBER 9, 2018

San Francisco at Minnesota Noon

Buffalo at Baltimore Noon

Pittsburgh at Cleveland Noon

Cincinnati at Indianapolis Noon

Tennessee at Miami Noon

Houston at New England Noon

Tampa Bay at New Orleans Noon

Jacksonville at NY Giants Noon

Kansas City at LA Chargers 3:05

Washington at Arizona 3:25

Dallas at Carolina 3:25

Seattle at Denver 3:25

Chicago at Green Bay 7:20

Monday, September 10, 2018

NY Jets at Detroit 6:10

LA Rams at Oakland 9:20

REGULAR SEASON WEEK 2

THURSDAY, SEPTEMBER 13, 2017

Baltimore at Cincinnati 7:20

SUNDAY, SEPTEMBER 16, 2018

Minnesota at Green Bay Noon

Carolina at Atlanta Noon

LA Chargers at Buffalo Noon

Cleveland at New Orleans Noon

Miami at NY Jets Noon

Kansas City at Pittsburgh Noon

Philadelphia at Tampa Bay Noon

Houston at Tennessee Noon

Indianapolis at Washington Noon

Arizona at LA Rams 3:05

Detroit at San Francisco 3:05

Oakland at Denver 3:25

New England at Jacksonville 3:25

NY Giants at Dallas 7:20

Monday, September 17, 2018

Seattle at Chicago 7:15

REGULAR SEASON WEEK 3

THURSDAY, SEPTEMBER 20, 2018

NY Jets at Cleveland 7:25

SUNDAY, SEPTEMBER 23, 2018

Buffalo at Minnesota Noon

New Orleans at Atlanta Noon

Denver at Baltimore Noon

Cincinnati at Carolina Noon

NY Giants at Houston Noon

Tennessee at Jacksonville Noon

San Francisco at Kansas City Noon

Oakland at Miami Noon

Indianapolis at Philadelphia Noon

Green Bay at Washington Noon

LA Chargers at LA Rams 3:05

Chicago at Arizona 3:25

Dallas at Seattle 3:25

New England at Detroit 7:20

MONDAY, SEPTEMBER 24, 2018

Pittsburgh at Tampa Bay 7:15

REGULAR SEASON WEEK 4

THURSDAY, SEPTEMBER 27, 2018

Minnesota at LA Rams 7:20

SUNDAY, SEPTEMBER 30, 2018

Cincinnati at Atlanta Noon

Tampa Bay at Chicago Noon

Detroit at Dallas Noon

Buffalo at Green Bay Noon

Houston at Indianapolis Noon

NY Jets at Jacksonville Noon

Miami at New England Noon

Philadelphia at Tennessee Noon

Seattle at Arizona 3:05

Cleveland at Oakland 3:05

San Francisco at LA Chargers 3:25

New Orleans at NY Giants 3:25

Baltimore at Pittsburgh 7:20

MONDAY, OCTOBER 1, 2018

Kansas City at Denver 7:15

BYES: Carolina, Washington

REGULAR SEASON WEEK 5

THURSDAY, OCTOBER 4, 2018

Indianapolis at New England 7:20

SUNDAY, OCTOBER 8, 2018

Tennessee at Buffalo Noon

NY Giants at Carolina Noon

Miami at Cincinnati Noon

Baltimore at Cleveland Noon

Green Bay at Detroit Noon

Jacksonville at Kansas City Noon

Denver at NY Jets Noon

Atlanta at Philadelphia Noon

Oakland at LA Chargers 3:05

Minnesota at Philadelphia 3:25

Arizona at San Francisco 3:25

LA Rams at Seattle 3:25

Dallas at Houston* 7:20

MONDAY, OCTOBER 8, 2018

Washington at New Orleans 7:15

BYES: Chicago, Tampa Bay

REGULAR SEASON WEEK 6

THURSDAY, OCTOBER 11, 2018

Philadelphia at NY Giants 7:20

SUNDAY, OCTOBER 14, 2018

Arizona at Minnesota Noon

Tampa Bay at Atlanta Noon

Pittsburgh at Cincinnati Noon

LA Chargers at Cleveland Noon

Buffalo at Houston Noon

Chicago at Miami Noon

Indianapolis at NY Jets Noon

Seattle at Oakland (London) Noon

Carolina at Washington Noon

LA Rams at Denver 3:05

Jacksonville at Dallas 3:25

Baltimore at Tennessee 3:25

Kansas City at New England* 7:20

MONDAY, OCTOBER 15, 2018

San Francisco at Green Bay 7:15

BYES: Detroit, New Orleans

REGULAR SEASON WEEK 7

THURSDAY, OCTOBER 18, 2018

Denver at Arizona 7:20

SUNDAY, OCTOBER 21, 2018

Tennessee at LA Chargers (London) ... 8:30a

Minnesota at NY Jets Noon

New England at Chicago Noon

Buffalo at Indianapolis Noon

Houston at Jacksonville Noon

Cincinnati at Kansas City Noon

Detroit at Miami Noon

Carolina at Philadelphia Noon

Cleveland at Tampa Bay Noon

New Orleans at Baltimore 3:05

Dallas at Washington..... 3:25
 LA Rams at San Francisco*..... 7:20
MONDAY, OCTOBER 15, 2018
 NY Giants at Atlanta..... 7:15
BYES: Green Bay, Oakland, Pittsburgh, Seattle

REGULAR SEASON WEEK 8

THURSDAY, OCTOBER 25, 2018

Miami at Houston..... 7:20
SUNDAY, OCTOBER 28, 2018

Philadelphia at Jacksonville (London) ... 8:30a
 Baltimore at Carolina..... Noon
 NY Jets at Chicago..... Noon
 Tampa Bay at Cincinnati..... Noon
 Seattle at Detroit..... Noon
 Denver at Kansas City..... Noon
 Washington at NY Giants..... Noon
 Cleveland at Pittsburgh..... Noon
 Indianapolis at Oakland..... 3:05
 San Francisco at Arizona..... 3:25
 Green Bay at LA Rams..... 3:25
New Orleans at Minnesota*..... 7:20

MONDAY, OCTOBER 29, 2018

New England at Buffalo..... 7:15
BYES: Atlanta, Dallas, LA Chargers, Tennessee

REGULAR SEASON WEEK 9

THURSDAY, NOVEMBER 1, 2018

Oakland at San Francisco..... 7:20
SUNDAY, NOVEMBER 4, 2018

Detroit at Minnesota..... Noon
 Pittsburgh at Baltimore..... Noon
 Chicago at Buffalo..... Noon
 Tampa Bay at Carolina..... Noon
 Kansas City at Cleveland..... Noon
 NY Jets at Miami..... Noon
 Atlanta at Washington..... Noon
 Houston at Denver..... 3:05
 LA Chargers at Seattle..... 3:05
 LA Rams at New Orleans..... 3:25
 Green Bay at New England*..... 7:20
MONDAY, NOVEMBER 5, 2018

Tennessee at Dallas..... 7:15
BYES: Arizona, Cincinnati, Indianapolis, Jacksonville, NY Giants, Philadelphia

REGULAR SEASON WEEK 10

THURSDAY, NOVEMBER 8, 2018

Carolina at Pittsburgh..... 7:20
SUNDAY, NOVEMBER 11, 2018

Detroit at Chicago..... Noon
 New Orleans at Cincinnati..... Noon
 Atlanta at Cleveland..... Noon
 Miami at Green Bay..... Noon
 Jacksonville at Indianapolis..... Noon
 Arizona at Kansas City..... Noon
 Buffalo at NY Jets..... Noon
 Washington at Tampa Bay..... Noon
 New England at Tennessee..... Noon
 LA Chargers at Oakland..... 3:05
 Seattle at LA Rams..... 3:25
 Dallas at Philadelphia*..... 7:20
MONDAY, NOVEMBER 12, 2018

NY Giants at San Francisco..... 7:15
BYES: Minnesota, Baltimore, Denver, Houston

REGULAR SEASON WEEK 11

THURSDAY, NOVEMBER 15, 2018

Green Bay at Seattle..... 7:20
SUNDAY, NOVEMBER 18, 2018

Minnesota at Chicago..... Noon
 Dallas at Atlanta..... Noon
 Cincinnati at Baltimore..... Noon
 Carolina at Detroit..... Noon
 Tennessee at Indianapolis..... Noon
 Philadelphia at New Orleans..... Noon

Tampa Bay at NY Giants..... Noon
 Houston at Washington..... Noon
 Oakland at Arizona..... 3:05
 Denver at LA Chargers..... 3:05
 Pittsburgh at Jacksonville*..... 7:20

MONDAY, NOVEMBER 19, 2018

Kansas City at LA Rams (Mexico City) ... 7:15
BYES: Buffalo, Cleveland, Miami, New England, NY Jets, San Francisco

REGULAR SEASON WEEK 12

THURSDAY, NOVEMBER 22, 2018

Chicago at Detroit..... 11:30a
 Washington at Dallas..... 3:30
 Atlanta at New Orleans..... 7:20

SUNDAY, NOVEMBER 25, 2018

Oakland at Baltimore..... Noon
 Jacksonville at Buffalo..... Noon
 Seattle at Carolina..... Noon
 Cleveland at Cincinnati..... Noon
 Miami at Indianapolis..... Noon
 New England at NY Jets..... Noon
 NY Giants at Philadelphia..... Noon
 San Francisco at Tampa Bay..... Noon
 Arizona at LA Chargers..... 3:05
 Pittsburgh at Denver..... 3:25
Green Bay at Minnesota*..... 7:20

MONDAY, NOVEMBER 26, 2018

Tennessee at Houston..... 7:15
BYES: Kansas City, LA Rams

REGULAR SEASON WEEK 13

THURSDAY, NOVEMBER 29, 2018

New Orleans at Dallas..... 7:20
SUNDAY, DECEMBER 2, 2018

Baltimore at Atlanta..... Noon
 Denver at Cincinnati..... Noon
 LA Rams at Detroit..... Noon
 Arizona at Green Bay..... Noon
 Cleveland at Houston..... Noon
 Indianapolis at Jacksonville..... Noon
 Buffalo at Miami..... Noon
 Chicago at NY Giants..... Noon
 LA Chargers at Pittsburgh..... Noon
 Carolina at Tampa Bay..... Noon
 Kansas City at Oakland..... 3:05
 NY Jets at Tennessee..... 3:05
Minnesota at New England..... 3:25
 San Francisco at Seattle*..... 7:20

MONDAY, DECEMBER 3, 2018

Washington at Philadelphia..... 7:15

REGULAR SEASON WEEK 14

THURSDAY, DECEMBER 6, 2018

Jacksonville at Tennessee..... 7:20
SUNDAY, DECEMBER 9, 2018

NY Jets at Buffalo..... Noon
 LA Rams at Chicago..... Noon
 Carolina at Cleveland..... Noon
 Atlanta at Green Bay..... Noon
 Indianapolis at Houston..... Noon
 Baltimore at Kansas City..... Noon
 New England at Miami..... Noon
 New Orleans at Tampa Bay..... Noon
 NY Giants at Washington..... Noon
 Cincinnati at LA Chargers..... 3:05
 Denver at San Francisco..... 3:05
 Detroit at Arizona..... 3:25
 Philadelphia at Dallas..... 3:25
 Pittsburgh at Oakland*..... 7:20

MONDAY, DECEMBER 10, 2018

Minnesota at Seattle..... 7:15

REGULAR SEASON WEEK 15

THURSDAY, DECEMBER 13, 2018

LA Chargers at Kansas City..... 7:20

SATURDAY, DECEMBER 15, 2018

Houston at NY Jets..... 3:30 or 7:20

Cleveland at Denver..... 3:30 or 7:20
SUNDAY, DECEMBER 16, 2018

Miami at Minnesota..... Noon
 Arizona at Atlanta..... Noon
 Tampa Bay at Baltimore..... Noon
 Detroit at Buffalo..... Noon
 Green Bay at Chicago..... Noon
 Oakland at Cincinnati..... Noon
 Dallas at Indianapolis..... Noon
 Washington at Jacksonville..... Noon
 Tennessee at NY Giants..... Noon
 Seattle at San Francisco..... 3:05
 New England at Pittsburgh..... 3:25
 Philadelphia at LA Rams*..... 7:20

MONDAY, DECEMBER 17, 2018

New Orleans at Carolina..... 7:15

REGULAR SEASON WEEK 16

SATURDAY, DECEMBER 22, 2018

NY Giants at Indianapolis..... Noon
 Baltimore at LA Chargers..... Noon
 Jacksonville at Miami..... Noon
 Washington at Tennessee..... Noon
SUNDAY, DECEMBER 23, 2018

Minnesota at Detroit..... Noon
 Atlanta at Carolina..... Noon
 Cincinnati at Cleveland..... Noon
 Tampa Bay at Dallas..... Noon
 Buffalo at New England..... Noon
 Green Bay at NY Jets..... Noon
 Houston at Philadelphia..... Noon
 LA Rams at Arizona..... 3:05
 Chicago at San Francisco..... 3:05
 Pittsburgh at New Orleans..... 3:25
 Kansas City at Seattle*..... 7:20
MONDAY, DECEMBER 24, 2018

Denver at Oakland..... 7:15

REGULAR SEASON WEEK 17

SUNDAY, DECEMBER 30, 2018

Chicago at Minnesota..... Noon
 Cleveland at Baltimore..... Noon
 Miami at Buffalo..... Noon
 Detroit at Green Bay..... Noon
 Jacksonville at Houston..... Noon
 Oakland at Kansas City..... Noon
 NY Jets at New England..... Noon
 Carolina at New Orleans..... Noon
 Dallas at NY Giants..... Noon
 Cincinnati at Pittsburgh..... Noon
 Atlanta at Tampa Bay..... Noon
 Indianapolis at Tennessee..... Noon
 Philadelphia at Washington..... Noon
 LA Chargers at Denver..... 3:25
 San Francisco at LA Rams..... 3:25
 Arizona at Seattle..... 3:25

PLAYOFFS

SAT./SUN. JANUARY 5-6, 2019
AFC/NFC WILD CARD PLAYOFFS

SAT./SUN. JANUARY 12-13, 2019
AFC/NFC DIVISIONAL PLAYOFFS

SUNDAY, JANUARY 20, 2019
AFC/NFC CHAMPIONSHIP GAMES

SUNDAY, FEBRUARY 3, 2019
SUPER BOWL LIII, ATLANTA


GJALLARHORN SOUNDERS

2007	NAME	GAME	DESCRIPTION
	Hub Meeds	8/10 - Rams	Legendary Vikings Mascot
	TJ Johnson	8/30 - Cowboys	Gjallarhorn Creator
	Rick Kraft	9/9 - Falcons	Citizen Responder to I-35 Bridge Collapse
	Chuck Foreman	9/30 - Packers	Vikings Ring of Honor RB
	Bud Grant	10/28 - Eagles	Vikings Pro Football Hall of Fame Coach
	Jerry Burns	11/4 - Chargers	Vikings Ring of Honor coach
	Carl Eller	11/18 - Raiders	Vikings Pro Football Hall of Fame DE
	John Kriesel	12/2 - Lions	Honored War Veteran
	Mark Parrish	12/17 - Bears	Wild All-Star Right Wing
	Joe Mauer	12/23 - Redskins	Twins All-Star Catcher
2008			
	Dennis Koslowski	8/8 - Seahawks	Olympic Medalist - Wrestling
	Ron Stolski	8/23 - Steelers	Brainerd High School Football Coach
	Heath Farwell	9/14 - Colts	Vikings Linebacker
	Robert Griffith	9/21 - Panthers	Vikings Safety
	Eric Hilgenberg	10/12 - Lions	Son of Former Vikings Linebacker
	Mardy Fish	11/2 - Texans	International Tennis Pro
	Shawn Johnson	11/9 - Packers	Olympic Gold Medalist - Gymnastics
	John Randle	11/30 - Bears	Vikings Pro Football Hall of Fame DT
	Paul Krause	12/21 - Falcons	Vikings Pro Football Hall of Fame S and NFL record holder with 81 interceptions
	Syd Davy	12/28 - Giants	Representing Vikings Fans
	Robert Smith	1/4 - Eagles	Vikings Running Back
2009			
	Irv Cross	8/21 - Chiefs	Former Sportscenter and NFL Player
	Rufus Bess	9/4 - Cowboys	Vikings Cornerback
	Jim Marshall	9/27 - 49ers	Vikings Ring of Honor DE
	Randall McDaniel	10/5 - Packers	Vikings Pro Football Hall of Fame G
	Brock Lesnar	10/18 - Ravens	UFC Heavyweight Champion / Gopher
	Capt. Dustin Snare	11/15 - Lions	MN National Guard Soldier / Live from Iraq
	Tom Kelly	11/22 - Seahawks	Twins Manager
	Scott Studwell	11/29 - Bears	Vikings Ring of Honor Member
	Mick Tingelhoff	12/13 - Bengals	Vikings Center and Pro Football Hall of Famer
	Neal Broten	1/3 - Giants	Hockey Legend / Olympic Gold Medalist
	Joe Kapp	1/17 - Cowboys	Vikings Quarterback
2010			
	Stu Voigt	8/28 - Seahawks	Former Vikings Tight End
	Greg Coleman	9/2 - Broncos	Vikings Punter
	Gene Washington	9/19 - Dolphins	Vikings Wide Receiver
	Mike Morris	9/26 - Lions	Vikings Long Snapper
	Michael Cuddyer	10/17 - Cowboys	Twins First Baseman
	Sidney Rice	11/7 - Cardinals	Vikings Wide Receiver
	Fred Zamberletti	11/21 - Packers	Vikings Trainer and Ring of Honor member
	Jeff Siemon	12/5 - Bills	Vikings Linebacker
2011			
	Rich Frahm	8/27 - Cowboys	Local 512 / Dome Roof Repair
	JT Brown	9/1 - Texans	Frozen Four MVP / U of M Duluth
	Mona Dohman	9/18 - Buccaneers	Minnesota Public Safety Commissioner
	Fred Cox	9/25 - Lions	Vikings Kicker
	Tubby Smith	10/9 - Cardinals	Gopher Basketball Coach
	Chris Doleman	10/23 - Packers	Vikings Pro Football Hall of Fame DE
	Paul "Krusher" Kowalski	11/20 - Raiders	Minnesota U.S. Navy World War II Veteran / Pro Wrestling Icon
	Paul Molitor	12/4 - Brewers	St. Paul Native / Baseball Hall of Famer
	Kevin Love	12/18 - Saints	Minnesota Timberwolves All-Star
	Butch Clayman	1/1 - Bears	Representing Vikings Fans
2012			
	Jack Jablonski	8/17 - Bills	Inspirational Injured Hockey Player
	Ted Brown	8/24 - Chargers	Vikings Running Back
	Larry Spooner	9/9 - Jaguars	Representing Vikings Fans Stadium Push
	Josh Duhamel	9/23 - 49ers	Hollywood Actor / Vikings Fan
	Flip Saunders	10/7 - Titans	NBA Coach / Gopher Alumni
	Juan Berenguer	10/21 - Cardinals	Minnesota Twins Pitcher
	Matt Blair	10/25 - Buccaneers	Vikings Ring of Honor LB
	Betty Wall Strohfus	11/11 - Lions	Female World War II Aviator
	John Gagliardi	12/9 - Bears	St. Johns University Football Coach
	Nicholas David	12/30 - Packers	Finalist on The Voice / Minnesota Native
2013			
	LeRoy Bendickson	8/9 - Texans	Vikings Season Ticket Holder / Activist
	Rickey Young	8/29 - Titans	Vikings Running Back
	Hubert H. Humphrey IV	9/22 - Browns	Grandson of Hubert H. Humphrey
	David Haye	9/29 - Steelers	British Professional Boxer
	Lindsay Whalen	10/13 - Panthers	Lynx All-Star / Gopher Alumni / Olympian
	Joey Browner	10/27 - Packers	Vikings Safety and Ring of Honor member
	Cris Carter	11/7 - Redskins	Vikings Pro Football Hall of Fame WR
	Jerry Reichow	12/1 - Bears	Vikings Player Personnel
	Daunte Culpepper	12/15 - Eagles	Vikings Quarterback
	Bud Grant	12/29 - Lions	Vikings HOF Coach
2014			
	SSG Patrick Loch	8/8 - Raiders	Minnesota Army National Guard
	Derrick Langeslay	8/16 - Cardinals	New Stadium Construction Worker
	Milt Sunde	9/14 - Patriots	Gopher & Vikings Guard
	Lance Lavine	9/28 - Falcons	Minnesota Timberwolves Guard
	Ross Murphy	10/12 - Browns	Breast Cancer Survivor / Mother of Teddy Bridgewater
	Tyrene Carter	11/2 - Redskins	Gopher & Vikings Safety
	SGT Tom Block	11/23 - Packers	United States Army Ranger
	Gary Larsen	11/30 - Panthers	Vikings Defensive Tackle
	Jerry Kill	12/7 - Jets	University of Minnesota Head Football Coach
	Bryan Obadizinski	12/28 - Bears	Longtime Vikings Fan
2015			
	Phil Housley	8/15 - Buccaneers	NHL Hall of Famer from St. Paul, Minnesota
	Maddy Greenway	8/22 - Raiders	Daughter of Vikings LB Chad Greenway
	Alan Page	9/20 - Lions	Vikings Hall of Fame DT, MN Supreme Court Justice
	Fran Tarkenton	9/27 - Chargers	Vikings Hall of Fame QB
	Minnesota Lynx	10/18 - Chiefs	The 2015 WNBA Champions
	Eric Marts	11/8 - Rams	Army Master Sergeant, 34th Infantry Division
	Devan Dubnyk	11/22 - Packers	Minnesota Wild Goalie
	Phil Loadholt	12/6 - Seahawks	Vikings Tackle
	Sid Hartman	12/20 - Bears	Twins Cities media icon
	Eric Kaler	12/27 - Giants	University of Minnesota President
	Rhett Ellison	1/10 - Seahawks	Vikings Tight End

GJALLARHORN SOUNDERS

2016	NAME	GAME	DESCRIPTION
	David Plummer	8/28 - Chargers	Olympic medalist and former Gophers swimmer
	Dave Mansell	9/1 - Rams	Mortenson Construction General Superintendent on U.S. Bank Stadium
	Bud Grant	9/18 - Packers	Former Vikings head coach and Pro Football HoFer
	Randy Moss	10/3 - Giants	Former Vikings WR & ESPN analyst
	Tommy Kramer	10/9 - Texans	Former Vikings QB
	Richard Nash	11/6 - Lions	Adjutant General of Minnesota National Guard
	Pete Berich	11/20 - Cardinals	Former Vikings LB, coach and Vikings Radio Network analyst
	Ron Vary	12/1 - Cowboys	Former Vikings OT and Pro Football HoFer
	Carl Lee	12/18 - Colts	Former Vikings CB
	Erik Haula	1/1/17 - Bears	Minnesota Wild center

2017	NAME	GAME	DESCRIPTION
	E.J. Henderson	8/27 - 49ers	Former Vikings LB and Vikings Youth Football Manager
	Mark Sharockman	8/31 - Dolphins	Son of late Vikings CB Ed Sharockman
	Randy Moss	9/11 - Saints	Former Vikings WR and Vikings Ring of Honor inductee
	P.J. Fleck	9/24 - Buccaneers	University of Minnesota head football coach
	Ahmad Rashad	10/1 - Lions	Former Vikings WR and Vikings Ring of Honor inductee
	Hafþor Björnsson	10/15 - Packers	Professional strongman and actor plays 'Mountain' on Game of Thrones
	Curtis Axel	10/22 - Ravens	Star of World Wrestling Entertainment and Minnesota native
	John Jensen	11/19 - Rams	Major General of Minnesota National Guard
	Robert J. O'Neill	12/17 - Bengals	Member of SEAL Team 6
	Joseph Votel	12/31 - Bears	United States Army 4-star General
	John Randle	1/14/18 - Saints	Pro Football Hall of Famer and Vikings Ring of Honor member



THE VIKINGS GJALLARHORN TRADITION

In Norse myth the god Heimdallr serves as watchman for the other Gods. He sits by the bridge over the river Gjoll at the end of the world. If hostile giants approach the bridge, Heimdallr sounds his horn. At the final battle in Norse mythology, the Ragnarok, Heimdallr will sound a mighty blast on the Gjallarhorn to awaken the other Gods. It is from this, the Minnesota Vikings have found use of the Gjallarhorn prior to their battles on the football field.

Shown: SGT Tom Block sounded the horn on 11/23/14 and Jim Marshall did the honors on 9/27/09.

NOTES

NOTES



TWIN CITIES ORTHOPEDICS PERFORMANCE CENTER



2018 MINNESOTA VIKINGS SCHEDULE

PRESEASON

DAY	DATE	OPPONENT	TIME (CT)	TELEVISION	RADIO
Sat	Aug. 11	at Denver Broncos	8:00	KMSP	KFAN/KTLK
Sat	Aug. 18	Jacksonville Jaguars	Noon	KMSP	KFAN/KTLK
Fri	Aug. 24	Seattle Seahawks	7:00	KMSP	KFAN/KTLK
Thu	Aug. 30	at Tennessee Titans	7:00	KMSP	KFAN/KTLK

REGULAR SEASON

DAY	DATE	OPPONENT	TIME (CT)	TELEVISION	RADIO
Sun	Sept. 9	San Francisco 49ers	Noon	FOX	KFAN / KTLK
Sun	Sept. 16	at Green Bay Packers	Noon	FOX	KFAN / KTLK
Sun	Sept. 23	Buffalo Bills	Noon	FOX	KFAN / KTLK
Thu	Sept. 27	at Los Angeles Rams	7:20	FOX/NFLN	KFAN / KTLK
Sun	Oct. 7	at Philadelphia Eagles	3:25	FOX	KFAN / KTLK
Sun	Oct. 14	Arizona Cardinals	Noon	FOX	KFAN / KTLK
Sun	Oct. 21	at New York Jets	Noon*	FOX	KFAN / KTLK
Sun	Oct. 28	New Orleans Saints	7:20*	NBC	KFAN / KTLK
Sun	Nov. 4	Detroit Lions	Noon*	FOX	KFAN / KTLK
Sun	Nov. 11	BYE WEEK			
Sun	Nov. 18	at Chicago Bears	Noon*	FOX	KFAN / KTLK
Sun	Nov. 25	Green Bay Packers	7:20*	NBC	KFAN / KTLK
Sun	Dec. 2	at New England Patriots	3:25*	FOX	KFAN / KTLK
Mon	Dec. 10	at Seattle Seahawks	7:15	ESPN	KFAN / KTLK
Sun	Dec. 16	Miami Dolphins	Noon*	CBS	KFAN / KTLK
Sun	Dec. 23	at Detroit Lions	Noon*	FOX	KFAN / KTLK
Sun	Dec. 30	Chicago Bears	Noon*	FOX	KFAN / KTLK

**Subject to flex scheduling*

Wild Card Playoff Games // January 5-6

Divisional Playoff Games // January 12-13

Conference Championship Games // January 20

Super Bowl LIII, Mercedes Benz Stadium, Atlanta, GA // February 3