

VIKINGS



2019 TEAM GUIDE





PROUD TO KEEP THE NORTH STRONG

Pro Treatment. Close to Home.

Visit one of our [35+ locations](#) or [TCOmn.com](https://www.tcomn.com) for more info.



OFFICIAL SPORTS
MEDICINE PROVIDER





THURSDAY
6P



SUNDAY
10A

FOX 9
SPORTS NOW

SUNDAY
10:35P





THE VIKINGS WAY

Demonstrate a consistent winning culture through a shared passion for success on and off the field.

Unity - Commitment - Integrity



MINNESOTA VIKINGS AT A GLANCE

Founded	January 28, 1960
First Season.....	1961
Team Facility	Twin Cities Orthopedics Performance Center
.....	2600 Vikings Circle, Eagan, MN 55121
Stadium	U.S. Bank Stadium, Minneapolis, MN
Capacity	66,467
Playing Surface.....	ActGlobal Speed S5
Super Bowl Appearances.....	Super Bowl IV, VIII, IX, XI
Division Championships (19).....	1968, 1969, 1970, 1971, 1973, 1974, 1975, 1976, 1977, 1978, 1980,1989, 1992, 1994, 1998, 2000, 2008, 2009, 2015, 2017
Playoff Appearances (29)	1968, 1969, 1970, 1971, 1973, 1974, 1975, 1976, 1977, 1978,1980, 1982, 1987, 1988, 1989, 1992, 1993, 1994, 1996, 1997, 1998, 1999, 2000, 2004, 2008, 2009, 2012, 2015, 2017
All-Time Record (regular season & playoffs)	498-426-11

2019 MINNESOTA VIKINGS

OFFICIAL TEAM GUIDE

Kickoff 2019

U.S. Bank Stadium	2-7
Twin Cities Orthopedic Performance Center	8-9
Vikings Foundation, Vikings Women	10
Vikings Community Relations	11-14
Vikings Youth Football	15
Vikings Museum	16

Executives

Zygi Wilf	18
Mark Wilf	19
Leonard Wilf	20
Ownership Partners	21
Rick Spielman	22
Kevin Warren	23
Vikings Executive Vice Presidents	24-27
Vice Presidents	28-31

Coaching Staff

Head Coach Mike Zimmer	33-36
Assistant Coaches and Staff	37-57

Vikings Staff

Staff	60-75
Staff Directory	76-77
Minnesota Vikings Cheerleaders	78

Players

Players	79-204
---------------	--------

Rookies

Rookies	205-214
Undrafted Free Agents	214-217
Vikings Roster	218

2018 Season Review

Regular Season Statistics	220
Regular Season Defensive Statistics	221
Game-By-Game Starters	222-224

Records

Attendance Records	226
All-Time Leaders	227-235
Individual Records	236-242
Rookie Records	243-244
Vikings Big Days Rushing/ Passing/Receiving	245-247
All-Time Scoring	247-250
All-Time Passing	251
All-Time Starting QB	252
All-Time Receiving/Rushing	253-255
Team Records	256-259
Touchdowns by Season	260
Final NFL Offensive/Defensive Rankings	261
Opening Day Results/Highs	262
NFL Teams of the Decades	263

Playoff Records

All-Time Playoff Leaders	264
Individual Playoff Records	265
Team Playoff Records	266
Playoff Results	267

History


Vikings Lore	271-274
Vikings Coaching History	275-276
Results: Year-by-Year	277-284
Vikings All-Time Records	285
Overtime Games	285
Primetime/Thanksgiving Games	287-288
Series Standings	289-291
Vikings Alumni	292-296
Vikings All-Time Games/Started	296
Games Started by Rookies	296
Vikings All-Time Drafts	297-301
Pro Football Hall of Fame	302-304
Vikings Ring of Honor	305-308
Retired Jersey Numbers	308
All-Time Players/Week/Month	309-311
Vikings All-Time Honors	312-313
Pro Bowl Honorees	313
Walter Payton NFL Man of the Year	314
Korey Stringer Good Guy Award	314
Ed Block Courage Award	314
Viking Community Man	314
Homes of the Vikings	315
Super Bowl Results	316

Extra Points

Vikings Training Camp	318
Vikings Radio Network	319
Vikings Media Policy	320-321
2019 NFL Schedule	322-323
Gjallarhorn Sounders	324-325
In Memoriam	326
Vikings Schedule	328

The Minnesota Vikings 2019 Official Team Guide is a production of the Minnesota Vikings Public Relations Department. Cover and inside page design by Caitlin Tanzer, Erin Swartz, Alicia Dreyer and Taylor Sievert. Printing and layout by Bolger Vision Beyond Print, Minneapolis, MN. Design and Technical Support - Michael Vento, Laura Smith, and the Bolger staff. Editors - Sam Newton and Tom West. Editorial Assistants - Bob Hagan, Jeff Anderson, Jon Ekstrom, Jackson Riebel, Rachel Gunia, Carly Bonk, Lindsey Young, Craig Peters, Eric Smith, Mike Wobschall and Keith Grinde.

U.S. BANK STADIUM SETS THE STANDARD



Following more than a dozen years of discussion at the State Capitol and four years of design and construction, the Vikings and the Minnesota Sports Facilities Authority officially opened U.S. Bank Stadium on July 22, 2016, marking the completion of the largest construction project in state history and the celebration of a true public-private partnership that has helped reshape the East Town neighborhood in Minneapolis.

The stadium, from design to completion, was built with three key principles in mind -- developing an unprecedented design, establishing a true public-private partnership and guaranteeing a best-in-class fan experience.

Unprecedented Design – Featuring the first ethylene-tetrafluoroethylene (ETFE) roof on a sports facility in the United States and the world's largest pivoting glass doors, U.S. Bank Stadium exemplifies an unprecedented design. The 60% transparent roof combined with nearly 200,000 square feet of glass throughout the building provides a true indoor-outdoor experience, giving fans the best of both worlds. The use of ETFE is now being replicated around the country (Atlanta, Los Angeles, Las Vegas), changing the game for sports facilities in the United States. With its slanted roof to shed snow, the authentic design also responds to the climate like a true Nordic structure.

Public-Private Partnership – U.S. Bank Stadium serves as a prime example of a public-private partnership that has helped reshape a community. The team/private contribution of \$609 million, a \$132 million increase from the original \$477 million commitment, covered 55% of the total \$1.1 billion cost of the publicly-owned, multi-use stadium. More than 300 Minnesota businesses contributed to the design and construction of the stadium with approximately 90% of the construction dollars going back to Minnesotans. The stadium has spurred more than \$1 billion in surrounding development in Minneapolis' East Town neighborhood, and nearly 1,000 non-Vikings events and community programs were held within the first two years.

Best-in-Class Fan Experience – The Vikings consistent focus has been on creating an unforgettable stadium experience for all fans. U.S. Bank Stadium boasts the closest seats and suites in the NFL amid a variety of seating options, including 6 clubs, 4 group cabins and 2 membership bars. Two of the NFL's highest-quality and best-positioned LED video boards flank both end zones, and the stadium has 2,000 televisions. A robust art collection, an interactive Vikings Voyage fan space and 1,300 Wi-Fi access points are just a few of the overall fan amenities. The stadium was also the first to open with LED sports lighting, allowing for color temperature adjustment and providing natural and more uniform light.

PUTTING MINNESOTA BUSINESSES FIRST:

- * Nearly 90% of the contract dollars went back to Minnesota companies
- * Over 300 Minnesota businesses were involved in the project, led by Minnesota-based general contractor Mortenson Construction
- * Nearly 1,500 workers were on site at U.S. Bank Stadium at the peak of construction and local materials were prioritized

DYNAMIC DESIGN:

- * Dallas-based HKS Architects led design of U.S. Bank Stadium
- * Four points of emphasis: climate, geography, history/quality of civic structure and technology
- * Evokes images of ice floes colliding, frozen lakes, jagged geology and traditional Nordic roof structures designed to shed snow
- * Responds to climate rather than works against it, using features such as slanted roofs and snow gutters

FANTASTIC FEATURES:

- * Over 1.75 million square feet
- * 270 feet high at its West peak, slopes down to 205 feet on East end
- * First transparent ETFE roof on a sports facility in the United States
- * Five entry gates - Legacy (West), Polaris (Northwest), Ecolab (North), Verizon (East) and Pentair (South)
- * Legacy Gate is signature feature, made up of 5 of the world's largest pivoting doors of 75 to 95 feet in height and 55 feet wide - doors each weigh 57,000 pounds and contain 10 smaller doors used for inclement weather when pivoting doors are closed
- * 131 suites and 9,000 club seats, including field-level suites
- * Seven levels connected by stairs, ramp, 33 escalators and 11 elevators
- * Two concourses with 360-degree circulation and six views into the bowl
- * Highest quality HD video boards located in east and west end zones, totaling 12,560 square feet
- * 2,000 HD televisions located throughout the stadium
- * Light rail station directly outside stadium and stadium is connected to Minneapolis' skyway with 10 miles of enclosed walkways
- * Accessibility for people with disabilities

U.S. BANK STADIUM DETAILS MAKE DIFFERENCE

DIGITAL LED/HD TECHNOLOGY SHINES


- * Highest-quality and best-positioned LED video boards in the NFL are above each end zone
- * Strategically placed as low as possible in natural sight lines
- * Vikings are among small group of NFL teams using 13HD technology for the video boards and ribbon boards
- * West video board - 120' x 68' (8,160 square feet), East video board- 88' x 50' (4,400 square feet), ribbon boards- 3,000+ linear feet
- * Over 2,000 HD television displays

ART COLLECTION CAPTURES CREATIVE SPIRIT

- * More than 350 original pieces of fine art, 250 photographs and 2 concourse murals from over 40 artists- 36 from Minnesota
- * Collection spans 8 mediums and 3 themes, including celebrating the State of Minnesota, honoring Minnesota sports moments and saluting Vikings past and present
- * Artists include 3 former Vikings players - Matt Blair, Jim Marshall and Carl Eller
- * Collection and artists profiles can be viewed on Vikings.com and the Vikings Mobile App
- * An installation honoring all of the Minnesota high school football teams with their helmets on the East end of the stadium

VIKINGS VOYAGE

- * More than 10,000 square foot interactive experience includes virtual reality, RFID system and unique historic memorabilia
- * Free for fans to participate in scouting combine events including catching passes while wearing a virtual reality helmet, running drills against a player's pace, measuring jumps and tackling force
- * Nearly 10-yard projection screen showing historic Vikings footage, life-sized Purple People Eaters, suspended chrome footballs celebrating Hall of Famer Cris Carter's 1,000+ receptions, Bud Grant's first coaching headset and revolving displays of team history



U.S. BANK STADIUM HOSTS THE BIGGEST EVENTS

Since opening in 2016, U.S. Bank Stadium has welcomed the world for the biggest events in sports and entertainment, including the following:

2016:

7/22-24: U.S. Bank Stadium Grand Opening/Public Open House
8/3: International Champions Cup soccer - AC Milan vs. Chelsea FC
8/19: Luke Bryan concert
8/20: Metallica concert
10/23: U.S. Women's National Soccer Team vs. Switzerland
11/17-19: Minnesota Prep Bowl state football championships (annual)
11/26: Minnesota Football Showcase all-star game (annual)
12/10-11: Monster Jam

2017:

1/27-29: Minneapolis Home and Remodeling Show
2/18: Monster Energy AMA Supercross
3/17-19: World of Wheels Car Show
3/30-4/2: Spring RV show
7/13-16: ESPN Summer X Games
7/30: Guns N' Roses concert
8/12: Coldplay concert
9/8: U2 concert
11/12-14: Minneapolis Holiday Boutique

2018:

1/14: NFC Divisional Playoff - Vikings defeat Saints 29-24
2/4: Super Bowl LII - Eagles defeat Patriots 41-33
5/5: Kenny Chesney concert
9/1: Taylor Swift concert
10/20: Ed Sheeran concert

2019:


4/6-8: NCAA Men's Basketball Final Four
5/3-4: Garth Brooks concerts

2020:

3/19-21: NCAA Division I Wrestling Championships



Photos courtesy US Bank Stadium & Joe Lemke Photography





U.S. BANK STADIUM BY THE NUMBERS

1.75 million	Total square footage of the footprint of the building. U.S. Bank Stadium is twice the size of the Metrodome that once stood on the same spot.
5	World's largest pivoting doors on the stadium's west side, ranging in size from 95 to 75 feet high and 55 feet wide.
200,000	Square footage of glass used throughout the stadium, including the large glass wall on the stadium's west side that gives fans an excellent view of the downtown Minneapolis skyline.
240,000	Square footage of ETFE, the durable transparent material that makes up 60% of the stadium's roof.
66,467	Stadium's seating capacity for events and Vikings home games. The stadium can accommodate up to 70,000 people for larger events.
12,560	Combined square footage of east and west video boards.
2,000	High-definition televisions are spread throughout the stadium, ensuring viewing capabilities for fans at all times.
1,300	Wi-Fi access points scattered within the stadium. "Clam shell" access points are located within the hand rails of stadium sections connecting all fans even in the seating bowl.
\$1.1 billion	Total cost of U.S. Bank Stadium. The Vikings contributed \$609 million -- including more than \$132 million in additional funding from the original team/private \$477 million commitment. The State of Minnesota and City of Minneapolis combined to contribute \$498 million to the project.
41	Feet from the sidelines to the closest seats in the house, bringing fans closer to the action than any other NFL stadium.
30	Months of construction from start to finish. Ground was broken on the new building on December 3, 2013, and the keys to the building were delivered from Minnesota-based Mortenson Construction on June 17, 2016, six weeks ahead of schedule.
272	Feet to the tallest point of the building. Standing nearly 30 stories tall, U.S. Bank Stadium peaks at the stadium's west prow.
\$1 billion	Development in no less than 20 projects announced in the area surrounding U.S. Bank Stadium generated since the stadium project was announced.
1,500	Workers on site at the peak of the construction process. Nearly 8,000 construction workers contributed to the construction of U.S. Bank Stadium.
350	Pieces of commissioned artwork on display inside U.S. Bank Stadium, including two large murals on the north and south walls of the main concourse. In addition, 250 framed photographs are hung throughout the building.
40	Artists from the state of Minnesota commissioned to be a part of the stadium's high-quality art collection. Included in the collection are three former players -- Matt Blair, Carl Eller and Jim Marshall -- and legendary head coach Bud Grant.
300	Minnesota-based companies involved in the construction of U.S. Bank Stadium, led by construction manager Mortenson Construction. Approximately 90% of the companies that had a hand in building the new stadium were Minnesota-based.
33	Escalators located throughout the building, connecting fans to the seven levels of the stadium.
11	Elevators allowing fans to seamlessly transition between the seven levels of U.S. Bank Stadium.



U.S. BANK STADIUM TIMELINE

- May 10, 2012** Following years of discussion at the state capitol, the Minnesota State Legislature approved the bill for the Minnesota Vikings new stadium located in downtown Minneapolis. The public-private partnership that was agreed to was made official just days later when Gov. Mark Dayton signed the bill.
- May 13, 2013** Almost one year exactly after the stadium bill passed at the capitol, the Minnesota Sports Facilities Authority (MSFA), the Vikings and HKS Sports & Entertainment Group together unveiled the stadium design that featured the country's largest ETFE roof and the world's largest pivoting glass doors.
- Dec. 3, 2013** The Minnesota Sports Facilities Authority (MSFA) and the Minnesota Vikings, in partnership with Mortenson Construction and project associate Thor Construction, broke ground on the 66,860 seat, 1.7 million square-foot facility. In total approximately 9 million work hours and 8,000 workers contributed to the project during the 30-month construction process.
- May 20, 2014** More than two years prior to the opening of U.S. Bank Stadium, the downtown Minneapolis facility was awarded Super Bowl LII. The game will mark the second time the Super Bowl will be played in Minnesota (January 26, 1992). The Super Bowl is annually the most watched television program in the world.
- Sept. 17, 2015** After 21 months of construction, Mortenson Construction, the MSFA, and the Vikings celebrated the "topping out" of U.S. Bank Stadium. More than 11,000 tons of steel help make up the U.S. Bank Stadium roof, including the 989 foot-long, 1,700-ton ridge truss, which stands 214 feet above the playing field.
- July 22, 2016** Gov. Mark Dayton and Vikings Owner/President Mark Wilf officially opened U.S. Bank Stadium with a ceremonial ribbon cutting inside the downtown facility. After 30 months of construction, the Minnesota Vikings and their fans now had their new home. More than 150,000 fans visited U.S. Bank Stadium during its opening weekend.
- August 3, 2016** The first major event was held inside U.S. Bank Stadium with an international soccer match. Chelsea FC defeated AC Milan 3-1 in front of 64,101 fans during the International Champions Cup match.
- August 28, 2016** The Vikings played their first game in their new home during a Sunday afternoon preseason contest against the San Diego Chargers broadcast nationally on FOX.
- Sept. 18, 2016** The Minnesota Vikings defeated NFC North rival Green Bay 17-14 in front of 66,813 in the first regular season game at U.S. Bank Stadium.
- January 14, 2018** The Vikings hosted the 1st playoff game at U.S. Bank Stadium and it was a game for the ages with the New Orleans Saints. The thriller ended with a 61-yard walkoff TD reception by Stefon Diggs in a 29-24 win, forever to be known as "The Minneapolis Miracle".
- February 4, 2018** The sports world watched Philadelphia top New England 41-33 in Super Bowl LII. Attendance for the game was 67,612 and featured Justin Timberlake performing at halftime. Over 103 million viewers in the United States tuned into the NBC broadcast.



TCO PERFORMANCE CENTER IS VIKINGS HOME FIELD

TWIN CITIES ORTHOPEDICS PERFORMANCE CENTER BY THE NUMBERS



WINTER PARK	FACT	TCO PERFORMANCE
1981	Year Opened	2018
14 months	Construction time	18 months
138,000 square feet	Total Square Feet	277,000 square feet
50,000 square feet	Office Space	184,000 square feet
88,000 square feet	Field House Area	93,000 square feet
73 feet	Field House Height	98 feet
14.5 acres	Campus Area	40 acres
2	Outdoor Grass Fields	4
Yes (added in 1991)	Indoor Practice Facility	Yes
No	Outdoor Stadium	Yes (6,500 capacity)
90 lockers	Locker Room	95 lockers
4,300 square feet		6,500 square feet
5,800 square feet	Weight Room	6,100 square feet
No	Cardio Mezzanine	Yes (1,500 square feet)
1,800 square feet	Training Room	6,700 square feet
8	Treatment / Training Tables	16
470 square feet	Hydrotherapy Center	1,919 square feet
1	Treadmill Pool	1



TCO PERFORMANCE CENTER TIMELINE

June 21, 2016 – Eagan City Council Approves Plans for Headquarters and Practice Facility

The Eagan City Council unanimously approved the Minnesota Vikings plan to move the team headquarters and training facility to a 200-acre site located off I-494 at the intersection of Dodd Road and Vikings Parkway.

August 2, 2016 – Groundbreaking

The Vikings, along with partners Twin Cities Orthopedics (TCO), the City of Eagan, Crawford Architects and Kraus-Anderson Construction Company, broke ground on the Twin Cities Orthopedics Performance Center and TCO Stadium.

December 22, 2016 – Crews Begin Steel Installation

The team's future home began to take shape above ground as the first steel was installed at the TCO Performance Center.

January 2017 – Walls Constructed at TCO Performance Center

With just over a year before the anticipated move-in date, the team's new headquarters began to form as walls were installed.

May 10, 2017 – Final Structural Steel Installed

Construction crews hoisted the final piece of steel into position. More than 3,500 tons of steel were used in the project, including 2,200 tons for the indoor practice facility alone.

March 5, 2018 – Vikings Staff Moves In

Just weeks after U.S. Bank Stadium and the Twin Cities hosted Super Bowl LII, the Vikings officially opened the doors to its new practice facility and headquarters, the Twin Cities Orthopedics Performance Center. The team held a family night event to show off their new home later that week.

March 15, 2018 – Free Agent QB Kirk Cousins Signs With Vikings

The most highly sought after free agent in the 2018 market, QB Kirk Cousins, signs with the Vikings and is introduced at a press conference in TCO Performance Center.

April 26-28, 2018 – First Draft Conducted From TCO Performance Center

The Vikings conducted the first draft from TCO Performance Center over 3 days in April. The club selected UCF defensive back Mike Hughes with their 1st round pick, #30 overall.

June 15, 2018 – Ribbon Cutting TCO Performance Center

The Vikings welcomed business partners, state and local leaders and the Commissioner Roger Goodell for a formal ribbon-cutting ceremony at TCO Performance Center.

July 25, 2018 – First Training Camp

For the first time in the history of the Vikings franchise, the club held training camp at their facility rather than conducting camp on a college campus. The team called Bemidji State home from 1961-65 and Minnesota State, Mankato hosted the team from 1966-2017.

September 28, 2018 – High School Football Debut

TCO Stadium was built with the intention of being a focal point of the TCO Performance Center complex and as a community resource with high school football as one of the key elements to that cause. Eagan High hosted Farmington in the 1st high school game at the facility in what would be a slate of 5 games during the season, including a trio of state quarterfinal playoff games.

TCO PERFORMANCE CENTER FACTS AND FIGURES

- Located near I-494 at the intersection of Dodd Road and Vikings Parkway in Eagan, Minnesota.
- Five outdoor practice fields (including TCO Stadium) – four grass, one synthetic – and outdoor training areas, including a sand pit and inclined surfaces.
- Indoor practice facility with a 100-yard synthetic surface field and full-clear height for kicking.
- Significantly larger locker room, weight room, equipment room and training facilities, including cardiovascular and specialized speed rooms and hydrotherapy and post-workout recovery rooms.
- State-of-the-art team auditorium, player position meeting rooms and virtual reality simulator.
- An 88,000 square-foot, full-service orthopedics center.
- TCO Stadium, an outdoor football stadium with an anticipated capacity of 6,500 (expandable to 10,000), for youth, high school and amateur athletics and other community events.
- Sprawling 40-acre campus serving as the Minnesota Vikings headquarters and practice facility within a 200-acre mixed-use development for residential, retail, restaurant spaces as well as a hotel and conference center spaces expected to transpire over the next 10-15 years.
- Approximately 16 miles from U.S. Bank Stadium (downtown Minneapolis), 10 miles from downtown St. Paul and 6 miles from the MSP Airport.

MINNESOTA VIKINGS FOUNDATION

Since 1961, the Vikings have been part of the fabric of this community and we are proud to share the next chapter of our legacy, the Minnesota Vikings Foundation. This public charity organization will advance the well-being of youth through engaging health and education initiatives. This generation is the first in history tracking to have a shorter life expectancy than its parent generation due to physical inactivity and poor nutrition. Additionally, Minnesota has one of the largest achievement gaps in the country as evidenced through test scores and graduation rates. These are areas that the Minnesota Vikings Foundation can help create a measurable impact in our community. However, this is daunting challenge that can't be tackled alone.

To accomplish these goals we must enlist the help of our players, our staff, our fans, and our community. As the Minnesota Vikings Foundation continues to grow we look forward to sharing more about our fundraising events, impact programming, volunteer opportunities, and ways to share in the mission. We would be honored to have you join us as we forge ahead together! For more information on the Minnesota Vikings Foundation please visit vikings.com/foundation.



MINNESOTA VIKINGS FOUNDATION

FORGE AHEAD TOGETHER

MINNESOTA VIKINGS WOMEN'S INITIATIVES

A core value of the Minnesota Vikings is to positively impact women within the community and throughout the organization. Women are an integral part of the Vikings success, both as fans and inside our organization, and we value their contributions and support. We will continue to empower and engage Vikings Women in a way that deepens their connection with the team and honors their respective roles within the Vikings Organization.



The Vikings Women work to enhance opportunities and experiences for the Vikings staff, family and fans as well as expand opportunities in the field for women.

VIKINGS IN THE COMMUNITY

THE MINNESOTA VIKINGS “ON THE FIELD AND IN THE COMMUNITY - YOUR SPECIAL TEAM”

The Minnesota Vikings are more than a football team. The coaches, players, alumni and staff are your neighbors. Their wives or husbands may be your co-workers. Their children attend school with your children. The Vikings are a part of our community. Many schools, hospital charities and civic groups have been impacted by player involvement, staff participation and family volunteerism. The Vikings organization is your neighbor too, as a corporate citizen actively involved in policy and service to Minnesota.

VIKINGS IN THE COMMUNITY

CLOCKWISE: The Vikings, in honor of National Day of Service and Remembrance of September 11, delivered food and coffee and visited with local police and firefighters. Riley Reiff and teammates spent time with St. Paul Police as part of the events...Mike Hughes and Eric Wilson took part in the annual Taste of the Vikings held in 2019 at TCO Performance Center. The event which features top restaurants from the Twin Cities is a fundraiser for the Minnesota Vikings Foundation and features Vikings players as celebrity servers. Nearly 1,000 attendees enjoyed a night of fine food and drink...The Vikings hosted a pet adoption event at the Animal Humane Society in Golden Valley in November 2018. Players encouraged adoption and donated to the Society...Brian O'Neill and teammates served as coaches for 8 Special Olympics flag football teams on the indoor practice field at TCO Performance Center in September 2018.





VIKINGS IN THE COMMUNITY

CLOCKWISE: Vikings Man of the Year Kyle Rudolph has been leading visits to the University of Minnesota Masonic Children's Hospital for years and has brightened the days of patients and families with holiday parties and through his Rudolph's Endzone program that creates places to play within the hospital...Xavier Rhodes hosts a holiday shopping spree yearly for children in need. Rhodes purchased electronics for all 8 Boys and Girls Clubs of the Twin Cities...C.J. Ham taught young people the value of reading through an event at the Young Child Center in the St. Paul Boys and Girls Club. Ham, a regular volunteer at B&G Club activities represented the Club on his cleats during the My Cause, My Cleats campaign. As a child in his hometown, he spent time at the B&G Club of Duluth and reflects fondly upon those days.





VIKINGS IN THE COMMUNITY

CLOCKWISE: The Thielen Foundation allows Adam and Caitlin Thielen to give back to childhood health causes in conjunction with the University of Minnesota Masonic Children's Hospital, a cause they have championed publicly and privately. In 2018, they made a \$100,000 donation to the hospital...Danielle Hunter helped students understand the role of physical fitness in their daily routine and stresses the importance of exercise as part of a healthy student lifestyle. The team supports the NFL's Play 60 initiative that encourages 60 minutes of daily physical activity...The entire Vikings organization has adopted the Team Up To Give Back initiative that focuses the efforts of staff, coaches and players on a common goal for one day in the spring. In 2018, the team visited 3 elementary schools near their new home in Eagan, teaching football skills, leadership and good study habits for the students. In 2019, the Vikings packaged over 35,000 meals to be used by the Boys and Girls Club throughout their summer meal program. The team received assistance from students in the packaging while staff members revitalized the club with fresh paint, decorations and played games with the young people.



MINNESOTA VIKINGS LEGENDS

Embracing the players and coaches who built the Minnesota Vikings into the proud franchise it is today and honoring their legacy is the mission of the Vikings Legends program. Serving Vikings alumni and preserving their place in team history connects the past with the present and future.

MINNESOTA VIKINGS ALUMNI AFFAIRS MISSION STATEMENT

The objectives of the Minnesota Vikings Alumni Affairs Department are to preserve the interest of the Vikings' organization by maintaining our rich history and traditions. Additionally, the Department strives to support our retired players by keeping them engaged in community outreach events and build upon the foundation they have set for the organization.

Pictured clockwise: Dave Osborn is a regular at Vikings community visits... The 1998 team was welcomed back for a weekend of activities in 2018, including a Chalk Talk recounting their memories of that record-setting season...The Border Battle Bonspiel was an inaugural curling competition between Vikings and Packers legends the weekend of the Minnesota-Green Bay game at U.S. Bank Stadium...Legends Matt Blair and Milt Sunde toured the Minnesota Vikings Museum at its opening.



VIKINGS YOUTH FOOTBALL - TEACH. PLAY. GROW.

The Vikings Youth Football mission statement is to grow, support and promote youth football through fair play, health/safety and academics. Innovative programs reach youngsters through the High School Player Development 7-on-7 Tournament, Youth Football Camps, USA Football Coaching School, equipment and field grants, the Vikings All-State Football Team, Minnesota Mr. Football, the High School Coach of the Week Program and the High School Coach of the Year. In 2018 the Vikings started hosting high school games at TCO Stadium in the Vikings Prep Spotlight series, playing 2 regular season games and 3 state quarterfinal playoff contests.



The Vikings connect with youth football programs across the state through clinics, camps and encouraging participation and safety. Teaching youth coaches proper techniques and how to play the game safely gives players the best chance for success and a positive experience. Head Coach Mike Zimmer has hosted an annual camp for youth, hosting over 500 youngsters at TCO Performance Center in spring 2019. Growing our great game at the grass roots level has been an emphasis for the organization, resulting in expanded programs, recognition for top players and coaches and building strong community bonds in youth football.



MINNESOTA VIKINGS MUSEUM

Relive the greatest moments in Vikings history

The Vikings Museum is a place for Vikings fans and Legends alike to experience the comprehensive history of the Minnesota Vikings and football in Minnesota. With a 360-degree video theater, multiple interactive exhibits and hundreds of historical artifacts, fans can learn the fascinating stories and insider details of the franchise throughout its over 50 year history in fun and unique ways.

VIKINGS MUSEUM:

2645 Vikings Circle, Eagan, MN 55121

651-452-2626

Hours: visit [Vikings.com/museum](https://vikings.com/museum) for current hours

Tickets: Adults-\$15, Seniors/over 65-\$12, Military Discount/valid ID-\$12, Children (age 6-12)-\$10, Children (under 5)-free

Group Rates: please visit [Vikings.com/museum](https://vikings.com/museum) for group rates and availability

Do you have an important artifact or Vikings memorabilia you would like to donate to the Vikings Museum? Visit [Vikings.com/museum](https://vikings.com/museum) and tell us more.



E X E C U T I V E S



ZYGI WILF

OWNER/CHAIRMAN

Zygi Wilf enters his 15th season as an owner of the Minnesota Vikings in 2019. The Wilf family has transformed the organization since the onset of purchasing the club in 2005. Zygi and his brother Mark's continued focus has been on creating a world class organization that can consistently win and sustain success while providing the best fan engagement experiences in the NFL and making a positive impact on the Minneapolis/St. Paul community and the State of Minnesota. In spring 2019 the Wilf Family Foundation made a \$1 million donation to the Pro Football Hall of Fame to help the development of a Founders Exhibit to shine a light on the many contributions of founders and owners of NFL franchises. The display will cover the entire history of the NFL with a special emphasis on "Women of the NFL" and is slated to open in 2020 in conjunction with the NFL's Centennial Celebration.

New facilities have played a major role in the Vikings bright future as the team moved into a new headquarters- Twin Cities Orthopedic Performance Center- in March 2018 and have now played two seasons (2016-17) at U.S. Bank Stadium. As the largest construction project in state history, the new stadium employed nearly 8,000 construction workers and already has had a significant economic impact on the region, sparking nearly 20 development projects and serving as a multi-use facility capable of hosting more events than any stadium in the country. Under Zygi's stewardship, the franchise delivered a historic public-private partnership to build the multi-use stadium that will serve as the centerpiece of an economic development package for the state and region and a transformation of East Town. Since passing legislation in 2012 that included a \$477 million team/private contribution, the Wilfs have since guaranteed an additional \$125 million toward the project as they remain committed to investing in the state's economy and dedicated to providing a world-class showcase for Minnesota's sporting future.

Another of their most compelling achievements came on the heels of the December 2013 new stadium ground breaking, as Minnesota defeated New Orleans and Indianapolis in a bid to bring Super Bowl LII to the new stadium. Wilf served as Honorary Co-Chair of the Minnesota Super Bowl Bid Committee and led a determined campaign focusing on conversations with NFL Commissioner Roger Goodell and other NFL owners and creating terrific collaboration with Minneapolis business and

civic leaders in their efforts. Minnesota hosted the event for the second time, the previous being Super Bowl XXVI on January 26, 1992, and Wilf served as Honorary Co-Chair of the Minnesota Super Bowl Host Committee.

The team has continued to pave a path critical to their core values, enhancing their already strong reputation as an NFL leader in community relations activities. Zygi and the Vikings fully embrace what the Vikings mean to the fabric of the Minneapolis/St. Paul region and are heavily involved in business and civic endeavors and have a particular dedication to children's health issues. In February 2015, Zygi and his brother Mark donated \$5 million to the University of Minnesota to create the Wilf Family Center. The Center, designed to be the intellectual center of children's health care in the Midwest, will have an impact extending far beyond the region's borders.

In addition, Mark and Zygi and the Wilf Family Foundation have provided significant grants and donations to numerous charitable causes throughout the state of Minnesota and have also made a positive impact through their donations around the world.

Zygi and Mark lead an ownership group that closely mirrors the structure by which they have led their business ventures with Garden Homes Development, a nationwide leader in retail, commercial and private residential development. Joining Zygi in the Vikings venture are his brother, Mark, cousin, Leonard, son, Jonathan, and nephew, Jeffrey, along with associates from outside the family.

The journey for Wilf from avid New York Giants fan sitting in the bleachers of Yankee Stadium in the 1960s to taking over the leadership of one of the NFL's proudest franchises has been marked by bold and well-founded business decisions, commitment to family and employees, and dedication to community. Wilf was recognized in 2013 with the Fritz Pollard Alliance's Tank Younger Award in honor of his commitment to hiring and promoting minority candidates on the football and business side of the Vikings franchise.

Wilf, the son of Joseph and Elizabeth Wilf, emigrated with his parents from Europe to the United States in the early 1950s and settled in New Jersey. He attended nearby Fairleigh Dickinson University, earning a bachelor's degree in economics and later graduated from New York Law School in Manhattan. Wilf, and wife, Audrey, have four children.



Zygi Wilf and the Wilf Ownership Group has overseen tremendous franchise growth during their tenure. The club hosted Super Bowl LII and moved into the new Twin Cities Orthopedics Performance Center in 2018.



MARK WILF

OWNER/PRESIDENT

Entering his 15th season of ownership in 2019, Vikings Owner/President Mark Wilf has led a transformation of the Minnesota Vikings organization. Wilf, along with his brother Zygi, oversees the management and strategic planning of every department within the Vikings. Most recently, Wilf led two of the most significant initiatives in the team's history with the completion of U.S. Bank Stadium and the successful bid to bring Super Bowl LII to Minnesota, both creating a significant impact on the community and state. In March 2018, the club also opened a new headquarters facility, Twin Cities Orthopedic Performance Center, in Eagan. The flagship facility will host Vikings training camp and serve as the day-to-day home of the team. In spring 2019 the Wilf Family Foundation made a \$1 million donation to the Pro Football Hall of Fame to help the development of a Founders Exhibit to shine a light on the many contributions of founders and owners of NFL franchises. The display will cover the entire history of the NFL with a special emphasis on "Women of the NFL" and is slated to open in 2020 in conjunction with the NFL's Centennial Celebration.

The Wilfs have dedicated their focus to three primary areas since taking ownership of the Vikings in 2005: building a winning football team and bringing a Championship to Minnesota, providing the best game day experience possible for Vikings fans, and positively impacting the Minneapolis-St. Paul community and the entire state of Minnesota. The Wilfs have made strides in all facets, including establishing what will be one of the best game day experiences in the NFL following the construction of a state-of-the-art, multi-use U.S. Bank Stadium in downtown Minneapolis. The stadium, which gained state approval in May 2012, opened in July 2016 and gives Vikings fans one of the most premiere stadiums in the world in which they can continue the proud tradition of an imposing home-field advantage.

As the largest construction project in state history, the new stadium created thousands of jobs and has had a significant economic impact on the region, both during construction and as a multi-use facility capable of hosting more events than any stadium in the country.

Prior to the stadium's opening, the facility has already secured two of the world's marquee sporting events – the Super Bowl and the NCAA Final Four. Wilf served as Honorary Co-Chair of the Minnesota Super Bowl Bid Committee and spearheaded conversations with NFL Commissioner Roger Goodell and other NFL owners which led to Minnesota being named host of Super Bowl LII in February 2018. Minnesota hosted the event for only the second time, the previous being Super Bowl XXVI on January 26, 1992. Wilf now serves as Honorary Co-Chair of the Minnesota Super Bowl Host Committee.

Wilf embraces his role as a steward of the franchise and understands that the Vikings have been a valuable part of the fabric of life in the region since 1961. Philanthropy has been ingrained in the Wilf family for generations and Mark and Zygi have brought that same commitment and involvement to Minnesota, with a particular dedication to children's health, most notably with their recent \$5 million donation to the University of Minnesota Masonic Children's Hospital to create the Wilf Family Center. The Center is designed to be the intellectual center of children's health care in the Midwest, with impact extending far beyond the region's borders.

In addition, Mark and Zygi and the Wilf Family Foundation have provided significant and impactful grants and donations to numerous charitable causes throughout the state of Minnesota. Under the Wilfs, the Vikings have implemented multiple community initiatives, an organization-wide community service days including staff and players through the Team Up To Give Back day. In 2019 the club launched the Vikings Table program, a food truck that helps underserved school children with meals during summer months and the Second Harvest Heartland Summer Lunch Program, which has helped supply more than two million meals. The Wilfs have actively encouraged every player on the roster to take part in team community service events.

A longtime supporter of the Jewish community, Mark and his family are among the largest financial supporters of Yad Vashem, the Holocaust memorial museum in Israel. Mark serves as the Board Chair for the Jewish Federations of North America (JFNA) and was recently appointed by led a nationwide initiative for JFNA that addresses the needs of impoverished Holocaust survivors living in the United States.

Throughout their professional lives, the Wilfs have worked tirelessly to treat everyone associated with their businesses as members of the family. That structure has led to national prominence in their business ventures with Garden Homes Development, a nationwide leader in retail, commercial and private residential development, and has been prominent in their ownership of the Vikings.

Mark earned his bachelor's degree from Princeton University, where he served as the radio voice of Princeton Tigers football and basketball. He later graduated from the New York University School of Law before becoming a principal in the family business. Mark currently serves on several boards, including Vanderbilt University, the NYU School of Law and Princeton Varsity Club. He also serves on the NFL's Business Ventures Committee, the League's Stadium Committee and the Super Bowl and Major Events Advisory Committee.

Mark and his wife Jane, who is also heavily involved in philanthropic activities, have four children.



Vikings Owner/President Mark Wilf and the Wilf Ownership Group begin their 15th season as stewards of the franchise in 2019 with the team positioned for long-term success on the field and off.



LEONARD WILF

OWNER/VICE CHAIRMAN

Leonard Wilf joins cousins Zygi and Mark Wilf with the Vikings ownership group as Vice Chairman of the team for the 15th season in 2019. Away from the Vikings, Wilf also serves as President of family-owned Garden Homes Development, a nationwide leader in retail, commercial and private residential development based in New Jersey and New York. Garden Homes celebrated their 60th year of business in 2014.

Wilf earned his bachelor's degree, Cum Laude, from Boston University. Following his undergraduate work, Wilf graduated with a law degree from Georgetown University.

During his tenure at Georgetown, Wilf was editor of the Georgetown Law Review. Wilf went on to receive a Master of Law in Taxation from New York University.

In 2012, Wilf was recognized for his progressive work with charities and named to the board of the NFL Foundation. Active with several professional and civic groups, Wilf is Vice Chairman on the Board of Trustees of NYU and the NYU Law School. Wilf serves as Chairman of the American Society of Yad Vashem, a Board Member of New York Presbyterian Hospital. He is an involved member of the International Council of Shopping Centers, New York Athletic Club, Friars Club and Wilf was appointed a national trustee of The First Tee Program. Wilf is also active in veterans causes, having The

Lincoln Awards, a concert and show which aired on the Public Broadcasting System to honor vets.

An avid sportsman, Wilf enjoys snowshoeing, golf, and deep sea fishing. His interest in NFL football was developed with his cousins from his youth. In spring 2019 the Wilf Family Foundation made a \$1 million donation to the Pro Football Hall of Fame to help the development of a Founders Exhibit to shine a light on the many contributions of founders and owners of NFL franchises. The display will cover the entire history of the NFL with a special emphasis on "Women of the NFL" and is slated to open in 2020 in conjunction with the NFL's Centennial Celebration.

Wilf and his wife, Beth, have four children and are active members of the community through the Metropolitan Museum of Art and Central Park Conservancy. Wilf was appointed by President Clinton to the U.S. Holocaust Memorial Council in January 1997 and spearheaded the construction of the Metrowest Campus of UJA-Federation in East Hanover, NJ. He and his family reside in New York City.



The Wilf Family Ownership Group enters their 15th season as stewards of the Minnesota Vikings in 2019. Vikings Owner/Vice Chairman Leonard Wilf serves on the board of the NFL Foundation.



DAVID MANDELBAUM

OWNERSHIP PARTNER

David Mandelbaum has served as General Partner of Interstate Properties since 1968, a trustee of Vornado Realty since 1979 and Director of Alexander's, Inc. since 1995. Mandelbaum has been a member of the law firm Mandelbaum & Mandelbaum, P.A. since 1967 and holds a law degree from Harvard. He earned his undergraduate degree at Princeton University. Mandelbaum and wife, Karen, have been married for more than 50 years. The couple has four sons, Richard, Michael, Jeffrey and Jonathan and resides in Livingston, NJ.



SCOTT LANDIS

OWNERSHIP PARTNER

Scott Landis has served as a principal of The Landis Group since 1996, successfully operating and managing the company's assets. The Landis Group, which was established in 1967 by Scott's father Alan B. Landis, has developed, owned, or operated in excess of 20 million square feet of Class A real estate primarily in the tri-state area. One of their most noteworthy projects is Carnegie Center in Princeton, New Jersey, a 560-acre mixed use development. Under his leadership, Scott has been responsible for acquiring and favorably repositioning over 8 million square feet of real estate. As a principal, Scott has directed acquisitions, leasing, asset management, property management, construction and development.

Aside from Scott's contributions within the industry, he devotes considerable time and philanthropy to many organizations, including serving as a Board of Trustee at Temple Israel of the City of New York, a Board of Trustee member at The Hun School of Princeton, as well as serving on the Board of Directors of The Urban Assembly, reaching over 9,000 of New York City's most underserved children. He was a recipient of the Easter Seals award for Continuous Commitment. In addition, Scott also received The King Award from The Parkinson Alliance.

Scott and his wife, Amy, reside in New York City with their four children; Matthew, Chloe, Charlotte and Annabelle.



The Vikings have won 47 games in the 5 seasons under Head Coach Mike Zimmer, the 3rd-most regular season victories in the NFC in that span and the 6th-most in the NFL.



RICK SPIELMAN

GENERAL MANAGER

Rick Spielman enters his 8th season as General Manager of the club and 14th overall with the Vikings in 2019, the 29th season he has worked in the NFL. The Vikings have won 4 NFC North titles made the playoffs 5 times in the past 11 seasons.

Spielman joined the Vikings as Vice President of Player Personnel on May 30, 2006 and directed scouting, free agency and draft preparations for the club before taking on General Manager duties for 2012. Spielman has climbed the ranks of NFL personnel departments with Detroit, Chicago and Miami prior to joining the Vikings. Spielman's tenure with all 3 franchises has been highlighted by drafting impact players throughout the seven rounds and making key trades and free agency acquisitions. Spielman's teams have won 7 divisional titles and advanced to the playoffs 11 times. For the 2017 season, Spielman was named NFL Executive of the Year by Pro Football Weekly.

The Vikings have drafted players who have made immediate impacts on the club under Spielman's direction. The team has used 14 picks in the 1st round since Spielman joined the club to select Adrian Peterson (2007), Percy Harvin (2009), Christian Ponder (2011), Matt Kalil (2012), Harrison Smith (2012), Sharif Floyd (2013), Xavier Rhodes (2013), Cordarrelle Patterson (2013), Anthony Barr (2014), Teddy Bridgewater (2014), Trae Waynes (2015), Laquan Treadwell (2016), Mike Hughes (2018) and Garrett Bradbury (2019). Of those 1st-rounders 7 were All-Rookie selections, 4 were Pro Bowlers as rookies, Peterson and Harvin were each named Associated Press Offensive Rookie of the Year and Patterson was a 1st-Team Associated Press All-Pro. In 2012, Peterson was named Associated Press NFL MVP.

Since Spielman began directing the Vikings drafts and personnel from 2007-19, the Vikings drafted 13 players (Peterson, Rice, Harvin, Rudolph, Walsh, Kalil, Patterson, Griffen, Smith, Barr, Bridgewater, Rhodes, Hunter), signed 4 as free agents (Brett Favre, Jerome Felton, Linval Joseph and Adam Thielen) and acquired 1 in trade (Jared Allen) who have gone on to earn Pro Bowl honors. Under Spielman's drafting, 14 Vikings have earned All-Rookie honors, highlighted in 2015 by 3 players earning All-Rookie honors—LB Eric Kendricks (2nd round draft pick), DE Danielle Hunter (3rd round) and WR Stefon Diggs (5th round). Pat Elflein was a 2017 All-Rookie choice as a 3rd-round draft pick.

In 2018, the team fell a game short of the playoffs but featured a team with new veteran leadership in free agent QB Kirk Cousins, who put up team-record numbers in his 1st season with the club, and DE Danielle Hunter, who earned All-Pro and Pro Bowl honors while leading the team in sacks with 14.5. Thielen and Diggs became the 1st Vikings receiving duo to each notch 100+ catches in a season.

The 2017 Vikings advanced to the NFC Championship Game following a 13-3 regular season and claimed the NFC North title. The club displayed quality depth and emerging talent throughout the season en route to the 2nd-most wins in a season in team history. Thielen, an undrafted rookie in 2013, was named Associated Press 2nd-Team All-Pro in 2017 with a career-best 1,276 yards on 91 catches. The team had 3 All-Pros on defense with Smith and Rhodes earning 1st-Team honors and Griffen being tabbed a 2nd-teamer.

In 2016, Rhodes and Joseph each earned their 1st Pro Bowl honors, joining Griffen (2nd), Smith (2nd) Barr (2nd) and Patterson (2nd). The youth of the Vikings performed at a high level with the leading sacker (Hunter, 12.5), reception leader (Diggs, 84) and receiving yards leader (Thielen, 967) all in their 2nd or 3rd seasons.

In 2015, the Vikings took the NFC North title away from 4-time defending champion Green Bay on their home field in the regular season finale, posting an 11-5 mark and hosting a Wild Card playoff game against Seattle. The Division title was

the 1st in Minnesota since 2009 and the team got big contributions from the rookie class. Kendricks became the 1st rookie to lead the team in tackles since the inaugural season in 1961 and Diggs became the 1st rookie to lead the team in receptions. Barr, Bridgewater, Griffen, Peterson, and Smith earned Pro Bowl honors in 2015.

The 2014 Vikings had rookie 1st-rounders Barr and Bridgewater both earn Player of the Week accolades and Bridgewater was named the QB of the All-Rookie team by PFWA and voted by fans as the Pepsi Rookie of the Year. Griffen led the team with 12.0 sacks and earned NFC Defensive Player of the Month honors in September.

In 2013, Patterson re-wrote the Vikings and NFL record books and showcased his unique play-making ability. He tied an NFL record for the longest play in league history and notched the longest KO return in NFL history with a 109-yard score vs. Green Bay (10/27/13).

The 2012 Vikings relied heavily on contributions from the rookie class and newly-acquired free agents to go 10-6 and earn a Wild Card Playoff berth. Peterson ran for 2,097 yards to finish 9 yards shy of the NFL single-season record.

In 2008 the Vikings engineered a pre-draft trade to land Allen from Kansas City, who has earned All-Pro and Pro Bowl honors in 2008 and 2009. The club signed Favre as a free agent entering 2009 and the veteran QB directed one of the most exciting seasons in team history and set career-bests in several offensive categories. The 2009 Vikings boasted an NFL-best 10 players who earned Pro Bowl honors.

Spielman began his NFL career as a scout with Detroit in 1990 and worked with the club in college scouting for 5 seasons before adding pro scouting duties in 1995 and '96. He moved to Director of Pro Personnel for the Bears from 1997-99 before joining the Dolphins in 2000 as Vice President of Player Personnel. He was promoted in 2002 to Senior Vice President-Football Operations/Player Personnel and eventually General Manager in 2004. Spielman left the Dolphins during the 2005 off-season and worked with ESPN as an NFL analyst before joining the Vikings. While with Miami for 5 seasons, the team had a winning record 4 times, won the AFC East in 2000 and went to the playoffs in 2000 and 2001 but missed the playoffs in 2002 and 2003 despite 9-7 and 10-6 records respectively.

Spielman got his first taste of NFL personnel analysis as a college scout with Detroit from 1990-94 and added pro scouting responsibilities for his final 2 seasons (1995-96) in the Motor City. The Lions enjoyed one of the finest stretches in franchise history in the early 1990s, winning a pair of NFC Central titles in 1991 and 1993 and the team advanced to the playoffs in 1991, '93, '94 and '95. The 1991 team set a franchise record with a 12-4 regular season mark, hosted and won a playoff game for the first time since 1957 and advanced to the NFC Championship Game against Washington.

Following Spielman's playing career at Southern Illinois from 1983-86 he was invited to training camp with the San Diego Chargers (1987) and Lions (1988). His younger brother, Chris, was a Pro Bowl LB who played 11 NFL seasons with Detroit (1988-95) and Buffalo (1996-98).

Spielman has a bachelor's degree from Southern Illinois and a master's from Ohio State. He and his wife, Michele, have been active with children's charities. The couple has adopted six children, Juan, Luis, Ronnie, J.D., Omie and Whitney.



KEVIN WARREN

CHIEF OPERATING OFFICER

Kevin Warren was named Chief Operating Officer of the Minnesota Vikings on February 12, 2015. Warren's extensive experience in all facets of the organization create the perfect foundation for him to lead the business operations of the organization. Warren will continue to create the vision and strategic efforts for all departments and, along with Mark Wilf and Zygi Wilf, set the strategic vision for the business components of the franchise. In September 2019, Warren will leave the Vikings and transition into his role as Commissioner of the Big Ten Conference.

Since being promoted to COO, Warren has continued to play a critical role in all business, financial, legal and operational aspects related to U.S. Bank Stadium. Warren has been involved in the design, construction, business, legal and operational components of the new stadium. Warren has also played a key role in the design, development and planning of Twin Cities Orthopedics Performance Center, the Vikings headquarters in Eagan, in addition to the ancillary real estate development of Viking Lakes. The TCO opening capped an eventful early 2018 for the Vikings. The team hosted the NFL and sports fans worldwide at U.S. Bank Stadium for Super Bowl LII on February 4, 2018, roundly lauded as one of the best-organized and safest Super Bowl games in memory.

Under Warren's visionary leadership, the Vikings restructured the organization, hiring or promoting multiple employees to Vice President, including promoting women to key executive positions. The Vikings have directed their focus on creating departmental synergy and collaboration, increasing financial profitability for the franchise, improving communication, developing leadership initiatives, implementing a platform focusing on a positive community impact through the new Minnesota Vikings Foundation, launching a women's initiative program, creating an elevated fan experience and building a world-class franchise focused on the tenets of hard work, ethics, financial profitability, community service and a "best-in-class" mentality.

Warren enters his 21st NFL season and 15th with the Vikings in 2019. He is the highest-ranking African-American executive working on the business side for a team in the NFL and is the first African-American COO in NFL history. In September of 2013, Warren's reputation and NFL experience were recognized when he was named a member of the NFL Committee on Workplace Diversity (which he continues to serve), which is committed to enhancing and promoting diversity at every level of the NFL. In February of 2017, during Super Bowl LI festivities in Houston, Warren was honored with the Texas Southern University Pioneer Award, recognizing Warren's ground-breaking role as an NFL executive and his commitment to championing diversity.

Prior to joining the Vikings, Warren worked for the international law firm of Greenberg Traurig from 2003-05, playing a critical leadership role with the Wilf Ownership Group deal team during the acquisition of the Minnesota Vikings. Additionally, he spent 2 seasons (2001-03) with the Detroit Lions as Senior Vice President of Business Operations & General Counsel and 4 seasons (1997-2001) with the St. Louis Rams as Vice President of Football Administration, and Vice President of Player Programs and Legal Counsel. Warren was an integral part of the Rams organization when they won Super Bowl XXXIV over the Tennessee Titans in January of 2000.

Warren's first exposure to sports law came after he graduated from Notre Dame Law School. He worked at a law firm with Mike Slive and Mike Glazier specializing in representation of Universities charged with NCAA violations. Warren also later worked as a sports and entertainment attorney/agent representing various professional athletes, entertainers and broadcasters as the founder of Kevin Warren and Associates.

As a freshman on the University of Pennsylvania basketball team, Warren was a member of the Quakers' Ivy League championship team in 1982. A native of Tempe, AZ, Warren subsequently enrolled at Grand Canyon University in Phoenix, earning his undergraduate degree. While at Grand Canyon, he excelled both in the classroom and on the basketball court. Warren scored 1,118 points during his career at Grand Canyon and earned GTE/CoSiDa Academic All-America honors as a senior along with NAIA Academic All-America honors and NAIA

District 7 Basketball Team honors as both a junior and senior. In March 2012, Warren was inducted into the GCU Athletics Hall of Fame, the 16th individual inducted and only the 5th basketball player to earn the prestigious honor in the University's history.

Warren earned his bachelor's in Business Administration from GCU in 1986, his MBA from Arizona State University in 1988, and his Juris Doctorate degree from the University of Notre Dame School of Law in 1990. Warren is a licensed attorney with the State Bar of Kansas, Michigan, Minnesota (House Counsel-Rule 10), and the District of Columbia.

Several members of Warren's family have helped fuel his life-long passion for sports, including his father, the late Dr. Morrison Warren, Sr., who played professional football for the Brooklyn Dodgers in 1948 during the era of the All-American Football Conference. The senior Warren would go on to be the first African-American President of a major college bowl game when he was named President of the 1982 Fiesta Bowl Board of Directors and was recently named one of Arizona State University's 50 Greatest Football Players. Warren's oldest brother, Morrison, Jr., was one of the first African-American scholarship athletes at Stanford, playing football for the Cardinal in the early 1960's, before a knee injury cut short his promising athletic career.

Philanthropy is an integral part of Warren's life and he and his wife Greta are active members of the Minneapolis-St. Paul community. In 2012, The Warren family "adopted" Lucy Craft Laney Community School in Minneapolis, which is predominantly African-American and has 98% of its student population coming from under-served communities. Over the past five years, the Warren family has donated over 5,000 backpacks filled with school supplies to Lucy Laney and other Twin Cities elementary schools. The Warrens have also purchased athletic uniforms for the boys and girls basketball teams, school uniforms and donate their time mentoring students.

In 2014, the Warrens created Carolyn's Comforts in conjunction with the University of Minnesota Masonic Children's Hospital and are donating \$1 million to a pediatric emergency care fund, to honor the legacy of his sister Carolyn Elaine Warren-Knox who passed away of brain cancer. Since the inception, over 500 financial grants have been made to families in need. In 2017, the Warrens launched "No Doors Closed", a scholarship program selecting high school students from District 191, who will be first generation college students. Each of the 12 students have been awarded with a 4-year, \$5,000 per year academic scholarship to attend the institution of their choice. Kevin and Greta plan to continue awarding 4 scholarships annually until a total of 16 students are in the program on a perpetual basis.

Warren places a priority on civic leadership and engagement, serving on several non-profit boards, in addition to serving on corporate boards and has been recognized on a national basis for his leadership in the business and charitable communities. Warren is a prolific speaker and has spoken on various topics to groups locally, nationally and internationally.

Twin Cities Business journal honored Warren with the Corporate Counsel Award for Private Company-Large in 2015 and in 2016 as a Minority Business Leader. Warren has been recognized four times with the Vikings by the Fritz Pollard Alliance with their Salute to Excellence Award. His professional associations include serving on the Super Bowl LII Advisory Committee. Warren currently serves on the Board of Directors for Securian Financial Group, Inc. Warren was asked by University of Minnesota President Eric Kaler to serve as a member of the selection committee to hire Mark Coyle, Athletic Director for the University. His civic roles include serving on the Boards of the YMCA of the Twin Cities, the Page Education Foundation, University of Minnesota's Medical Foundation, Minneapolis Institute of Arts, Meet Minneapolis and Greater MSP. Warren is a Life Member of the Fiesta Bowl Board of Directors.

Warren and his wife, Greta, who holds a bachelor's degree from Kansas State University, have a daughter, Peri, a recent graduate of Occidental College, and a son, Powers, a football student-athlete at Mississippi State University. The Warren family resides in Edina, MN.



LESTER BAGLEY

EXECUTIVE VICE PRESIDENT - PUBLIC AFFAIRS

Lester Bagley brings more than three decades of public affairs and communications experience to his role as the Vikings Executive Vice President of Public Affairs. Currently in his 15th season with the Vikings, Bagley oversees the team's communications, public affairs and community relations programs. In 2018, the Vikings communications department was recognized by the Pro Football Writers of America with the Pete Rozelle Award, presented annually to the NFL communications team that consistently excels in its work and relationships with the media.

Bagley also serves on the Minnesota Vikings executive management team and works closely with team owners Zygi, Mark and Lenny Wilf. He is part of the Vikings leadership team that planned and designed Twin Cities Orthopedics Performance Center, the state-of-the-art Vikings team headquarters in Eagan, MN, which opened in 2018.

In its first year of operation, TCO Performance Center delivered on expectations. Bagley and the Vikings have ensured that the facility is accessible to the public and to Vikings fans. The Vikings organization has created an outstanding fan experience at Verizon Training Camp and at the Vikings Prep Spotlight, the high school football program that hosted five games at TCO Stadium in 2018.

The Vikings new team headquarters and practice facility occupy approximately 40 acres of the 200-acre Viking Lakes campus. The vision for this broader development includes a four-star hotel and conference center, new residences and other mixed uses to create a live-work-play destination. The project is being developed by the Vikings ownership and leadership team and is currently under construction.

Bagley also played a leadership role on one of the most significant accomplishments in Vikings history - securing legislative and community support for the iconic U.S. Bank Stadium. The

\$1.1 billion facility, the largest construction project in Minnesota history, has proven to be one of the finest stadiums in the world. In 2017, U.S. Bank Stadium won the award for Venue of the Year at the Stadium Business Summit in Dublin, Ireland.

Bagley is part of the team that is focused on bringing people and events to the Viking Lakes campus, including high school football games, youth football clinics, NFL events and other programs in partnership with Minnesota's business and community leadership. He serves on the board of Sports Minneapolis, which is focused on bringing major sporting events to the Minneapolis-St. Paul market, including the Super Bowl, NCAA Final Four, X Games and others. Bagley also served on the executive board and played a significant role in securing and delivering the very successful Super Bowl LII at U.S. Bank Stadium on February 4, 2018.

Bagley also works with Vikings ownership as they build a sports, entertainment and real estate business outside of the Vikings. He has worked with the Wilf family on several projects including the development of the Viking Lakes campus and the acquisition of other sports properties, including a Major League Soccer franchise.

A native of Barron, WI, Bagley began college at the University of Minnesota before graduating from the University of California at Los Angeles (UCLA). He served as a White House intern and studied at the University of Oxford during his undergraduate days.

Bagley currently serves as vice chair of the Minnesota Vikings Foundation, and serves on the boards of Sports Minneapolis, the Public Affairs Council, the Minnesota Chamber of Commerce and the St. Thomas Academy Fathers' Club. Bagley and his wife Wendy, who is a graduate of the College of St. Catherine, reside in Minneapolis with their sons Michael and Charlie.



DON BECKER

EXECUTIVE VICE PRESIDENT OF REAL ESTATE DEVELOPMENT AND STRATEGIC PROJECTS

Don Becker, Executive Vice President of Real Estate Development and Strategic Projects, began working with the Vikings organization in January, 2007 on the new stadium initiative, working side-by-side with the Vikings ownership and executive team on identifying the best location, best design and overseeing first-class quality construction to build U.S. Bank Stadium.

Serving as Project Executive for the stadium project, Don coordinated all design and construction activities for the new stadium, which went on to be awarded the International Stadium Project of the Year by Stadium Business in 2017.

Becker supported the key executives working on the project financing, sales and marketing initiatives, entitlements and sponsorships, branding and signage, transportation improvements, legal agreements and other stadium-related projects. Don worked hand-in-hand with Kevin Warren, Steve Poppen, Steve LaCroix and Lester Bagley as they managed these initiatives, and in partnering with the Minnesota Sports Facilities Authority, the State of Minnesota and the City of Minneapolis on the stadium project. Becker also worked with the executive team and ownership on the initiative to bring the Super Bowl to U.S. Bank Stadium in 2018.

After completing U.S. Bank Stadium, Don worked with the Vikings executive team and the Wilf Family in securing the

land and completing the design and construction of Twin Cities Orthopedics Performance Center, the practice facility and headquarters for the Minnesota Vikings. Don also worked on the design and construction of the mixed-use development at the 200 acre Viking Lakes campus, including a medical office building and Training Haus for Twin Cities Orthopedics, and the Viking Lakes Innovation Center. A 4-star upscale hotel is currently under construction on the campus, and 1,000 units of residential apartments are planned to start construction by the end of 2019. Don is also leading the development of the residential project at 240 Park Avenue in downtown Minneapolis.

Becker is also a principal and project executive for Garden Homes Development LLC based in Short Hills, NJ and Skylines Developers LLC in New York, NY. In his role with Garden Homes, he works with members of the Wilf Family and other team members in designing and constructing mixed-use development projects in Manhattan.

Don graduated from Pace University with a BBA in accounting and MBA in taxation and finance and has a JD degree from Rutgers Law School and an LL.M degree from New York University School of Law. Becker and wife, Julie, reside in New Jersey and have 3 children, Anna, Caroline and Daniel.



ROB BRZEZINSKI

EXECUTIVE VICE PRESIDENT - FOOTBALL OPERATIONS

Rob Brzezinski enters his 27th season in the NFL and 20th with the Minnesota Vikings in 2019. Brzezinski serves as Executive Vice President-Football Operations and provides the Vikings broad-based management expertise and the value of being one of the most experienced NFL executives in the modern (post 1992) Collective Bargaining Agreement era.

Brzezinski has been with teams that have finished .500 or better in 19 of his 26 NFL seasons and has been part of 12 playoff seasons.

The Vikings benefit from Brzezinski's extensive knowledge and strategic salary cap management and a philosophy that has aided in the retention of core players, the addition of key free agents and the overall talent and depth of the team. Brzezinski's role as lead negotiator on high-profile contracts during his career includes more than 20 first-round draft picks and landmark deals for such players as Randy Moss, Steve Hutchinson, Jared Allen, Brett Favre, Adrian Peterson and most recently, unrestricted free agent Quarterback Kirk Cousins. Brzezinski has negotiated contracts during his career totaling more than \$1 billion.

Brzezinski joined the Vikings in 1999 as Director of Football Administration and was promoted to Vice President of Football Administration in 2001. He was elevated to his current position as Executive Vice President-Football Operations in 2014.

Prior to joining the Vikings, Brzezinski spent 6 seasons (1993-98) with Miami where he rose to Staff Counsel/Salary Cap.

Brzezinski works closely with General Manager Rick Spielman and Head Coach Mike Zimmer on all football-related matters and strategic planning. Brzezinski's key responsibilities include salary cap management, negotiation of player contracts, football operations/administration and CBA compliance. Brzezinski also played a role in assisting to design the football space in U.S.

Bank Stadium and Twin Cities Orthopedics Performance Center.

Brzezinski has extensive NFL management experience, has worked as the top football executive, and has experience in managing the business operations of an NFL franchise and, while in Minnesota, transformed a substantial salary cap deficit into a long-term competitive advantage. Brzezinski has had the privilege of working for some of the most successful and decorated head coaches in NFL history, including Don Shula, Jimmy Johnson and Dennis Green.

In 2004 Brzezinski was invited to participate in the NFL-Stanford Program for Managers at the Stanford Graduate School of Business, an NFL program to promote development of leaders within the League.

In Miami, Brzezinski assisted in managing business affairs, salary cap administration, player contract negotiations, operations and legal affairs. In his tenure, the Dolphins compiled a 55-41 regular-season record and made the playoffs four times.

Brzezinski earned degrees from Nova Southeastern University in Fort Lauderdale, a Juris Doctorate in 1995 and a Bachelor of Science in education in 1992. In addition, Brzezinski is a member of the Florida Bar. Brzezinski and his wife, Leah, who has earned a doctoral degree in education, have 5 children: Ki, Grace, Jae, Anna and Rose. The Brzezinski family, who reside in Edina, founded Arete Academy in 2014, a school in Minnesota dedicated to educating students who are twice exceptional and are active in the community raising awareness for adoption-related causes.



STEVE LACROIX

EXECUTIVE VICE PRESIDENT & CHIEF MARKETING OFFICER

Steve LaCroix serves as the team's Executive Vice President & Chief Marketing Officer, a role in which he oversees all aspects of Vikings-generated revenues and marketing initiatives. LaCroix enters his 19th season with the Vikings in 2019. He leads the team's Corporate & Technology Partnerships, Ticket Sales & Operations, Partnerships Activation & Special Projects, Corporate Development & Guest Relations, Content & Production and Marketing & Fan Development departments. In addition, LaCroix is actively involved with all aspects of the 200-acre Viking Lakes development which houses the Vikings new headquarters - Twin Cities Orthopedics Performance Center and leads the organization's strategic planning initiatives. LaCroix has also assisted the recently-awarded Major League Soccer expansion team in Nashville.

LaCroix's sales and marketing team was responsible for ushering in a new era in Vikings football as state-of-the-art U.S. Bank Stadium opened in 2016 to rave reviews. The new Vikings home featured second-to-none amenities, service and game-day experience for Vikings fans and offered the region a ground breaking sports and entertainment venue that the team and fans both embraced. U.S. Bank Stadium was a finalist for Sports Business Journal's coveted "Sports Facility of the Year" award and World Architecture News' "Sport in Architecture" award along with Stadium Business Awards nominations for "Venue of the Year" and took home "Venue Project of the Year" at the

awards program in Dublin, Ireland.

Following the passage of stadium legislation in 2012, LaCroix immediately began a significant role on the Vikings stadium team, assisting with the design and construction process. He is also directed all sales, marketing and revenue-generating initiatives for the new facility that opened in 2016, including Naming Rights, Founding Partnerships, technology solutions and brand integration opportunities as well as overseeing multiple new offerings related to season tickets, premium seating, club seats and suites located in the stadium.

As the lead negotiator for Naming Rights, LaCroix and the Vikings joined U.S. Bank to announce a 20-year partnership and introduce "U.S. Bank Stadium" on June 15, 2015. The announcement highlighted a natural partnership between two prominent and storied Minnesota institutions that have extensive histories within the state and long traditions of being significant community advocates for Minnesota. With the goal of securing a prominent, first-class Minnesota-based company, the Vikings targeted and ultimately only engaged with U.S. Bank in this endeavor. The partnership also includes a \$1,000,000 "Places to Play" program, a statewide, grant-making initiative focused on investments in the community facilities that contribute to the quality of life, including parks, playgrounds, trails and athletic facilities.

In 2014, together with Van Wagner Sports & Entertainment, the third party assisting the Vikings in the sales process, LaCroix

developed and managed the opening of the New Stadium Preview Center and its adjacent downtown offices. The Preview Center, a 7,500 square-foot interactive space designed to give Vikings fans their first detailed look at the new stadium and the future game experience, was the largest ever built by an NFL team. Overlooking the stadium site, the Preview Center hosted over 10,000 visits during the sales process.

In his Minnesota tenure, LaCroix has led a variety of additional new initiatives, including the team's introduction of an enhanced Norseman logo and new uniforms in 2013, the second uniform change under LaCroix's leadership. The club has also brought radio and television broadcast rights in-house and started year-round weekly television and radio programming. The Vikings have had multiple full re-designs of vikings.com and opened Vikings Locker Room official retail stores around the Twin Cities. Fans have been treated to the introduction of Viktor the Viking, the official team mascot, and the Skol Line drum line. Fans have also been introduced to many new home game traditions at U.S. Bank Stadium, including the Vikings "Skol Chant" fan ritual that has helped create the best game entertainment experience in the NFL.

Also included in LaCroix's accomplishments is the launch of the Vikings Entertainment Network (VEN) in 2009. LaCroix helped take VEN to the next level with a first-class production studio at Winter Park and now its industry-leading TCO Studios, which was unveiled during the 2018 off-season and plays host to weekly TV and radio shows throughout the year. The studio is the home for Vikings-exclusive content creation for vikings.com and other social & digital platforms, resulting in 17 Upper Midwest Regional Emmys and 2 Clio Sports awards.

LaCroix has served on the NFL Club Business Working Group comprised of eight club executives to help shape strategies for implementing league and club initiatives. LaCroix also served for several years on the Steering Committee of the National Sports

Forum, the industry's leading annual conference.

LaCroix's charitable involvement includes working closely with the newly-launched Minnesota Vikings Foundation and he served as Treasurer of the Vikings Children's Fund, which raised and distributed over \$10 million since 1978. LaCroix also serves on the University of Iowa Marketing Institute Board, the Board of Directors of Allina Health, the Minneapolis Downtown Council Board of Directors, the Board of Directors of the Thielen Foundation, the Board of Directors of Hunger Related Events/Taste of the NFL, a national hunger relief organization and the Minnesota chapter of Positive Coaching Alliance, a national non-profit working to transform the culture of youth sports with a mission to develop "Better Athletes, Better People." For Super Bowl LII held in the Twin Cities this past season, LaCroix served on the Minnesota Super Bowl Host Committee Advisory Board and chaired the Oversight Committee.

Prior to joining the Vikings, LaCroix worked as the Director of Sponsorship Sales for Pacers Sports and Entertainment in Indianapolis, IN, from 1999-00. His main responsibilities included overseeing the corporate sales efforts for the National Basketball Association's Indiana Pacers, the WNBA's Indiana Fever and other sports and entertainment events held at Conscoco Fieldhouse, for which he negotiated the naming rights deal. Conscoco Fieldhouse (now renamed Bankers Life Fieldhouse) is widely considered one of the premier venues in the NBA and elevated the Pacers into the top third of the league in local revenue, despite being the NBA's fifth-smallest market. LaCroix's tenure with Pacers Sports & Entertainment began in 1991 as an intern in ticket sales.

LaCroix earned his bachelor's degree at the University of Iowa and his master's at Western Illinois University. Steve and his wife, Sue, who holds her bachelor's degree in nursing from the University of Iowa, have two children and fellow Hawkeyes – Katie and Alex. The LaCroix family resides in Orono.



STEVE POPPEN

EXECUTIVE VICE PRESIDENT & CHIEF FINANCIAL OFFICER

Currently in his 21st season with the Vikings in 2019, Steve Poppen serves as the team's Executive Vice President & Chief Financial Officer. In his role, Poppen is responsible for all financial aspects of the team, including business planning, budgeting, day-to-day financial and administrative operations, human resources, facilities, and financing and operation of the U.S. Bank Stadium and Twin Cities Orthopedic Performance Center projects.

Poppen also played a key part in the new Vikings headquar-

ters and training facility, Twin Cities Orthopedics Performance enter, which is located in Eagan, MN following the Eagan City Council's approval of the project in June 2016. As a project leader on the facility, Poppen is involved daily with financing, design, construction and cooperation with city, county and regional governing bodies that kept the project on track.

For several years Poppen played a lead role in the Vikings attempts to pass new stadium legislation, an exhaustive effort



U.S. Bank Stadium's state-of-the-art features have attracted top national events. The stadium hosted Super Bowl LII 2018, the X Games for several years, the NCAA Men's Final Four in 2019 and will host the NCAA Wrestling Championships in 2020.

that culminated with Governor Mark Dayton signing the stadium bill into law on May 14, 2012. After passage of the stadium legislation, Poppen continued to serve on the Vikings stadium team, working with the design and construction process and was part of the executive group that negotiated the team's use agreement and development agreement, as well as other documents governing the construction and day to day operations of the new publicly-owned facility. Poppen also oversaw the Vikings efforts to finance the over \$600 million team/private commitment to the project. In 2013, he helped secure \$425 million in loans from the NFL and a bank syndicate led by U.S. Bank as part of the team contribution.

The passage of the stadium bill not only secured the team in Minnesota but also gave Vikings fans a premier venue to watch their team beginning in the 2016 NFL season. Along with Vikings football, the multi-purpose facility hosted Super Bowl LII in February 2019, the NCAA Final Four tournament in April 2019, and has been designed to host other national and international events, including concerts, high school and amateur sports and other community events.

U.S. Bank Stadium dazzled during its first three seasons and quickly became an elite venue and unrivaled experience in the NFL. The design features for which the Vikings fought include the most fan-friendly and most technologically-advanced stadium in the League. It provides an indoor-outdoor experience that is ideal for the Greater Minneapolis/St. Paul market. The progressive architectural design is a signature element on the Minneapolis skyline.



JONATHAN WILF

EXECUTIVE VICE PRESIDENT - STRATEGIC PLANNING & BUSINESS INITIATIVES

Jonathan Wilf is in his 14th season as a member of the Vikings ownership group and his 6th as the team's Executive Vice President - Strategic Planning and Business Initiatives. In his vice president position, Wilf serves on the Vikings management team and plays a leadership role in developing revenue-generating initiatives for the organization as well as enhancing and expanding technology applications within the Vikings and at U.S. Bank Stadium. Wilf serves on the new stadium development team and with the planning of the new team headquarters in Eagan.

In addition to his leadership role with the Vikings, Wilf is a partner in Garden Homes, the family-owned, nationwide leader

A native of Watertown, SD, Poppen spent eight years as a Certified Public Accountant in the business assurance group of PricewaterhouseCoopers LLP in Kansas City before joining the Vikings. In 2006, Poppen participated in the NFL-Stanford Program for Managers at the Stanford Graduate School of Business, a program developed by the NFL to promote growth of leaders within the League.

Poppen received his bachelor's degree in accounting from Evangel University in Springfield, MO, in 1991. Poppen played football at Evangel, an NAIA member of the Heart of America Athletic Conference. Poppen is an active member of his community and either serves or has served on several boards and committees that have missions that are in alignment with his values and interests. Poppen's past board service includes Minnesota Adult and Teen Challenge, a faith-based drug and alcohol rehabilitation program for Minnesota adults and teens, Minneapolis Downtown Council and Downtown Improvement District, and the Minnesota State Fair Foundation. Poppen's current board service includes Twin Cities Habitat for Humanity where he serves on its Lending Committee and Finance Committee. Poppen also currently serves as an Independent Trustee of the M3SIXTY and 360 Funds Trusts, two mutual fund investment trusts based in Kansas City, Missouri.

Poppen and his wife, Christy, who holds a bachelor's degree in elementary education from Evangel, have four children - Natalie (and husband, Grant), Andrew, Nathan and Avery. The Poppen family resides in Chanhassen.

in retail, commercial and private residential development based in Short Hills, N.J. He holds an engineering degree from the University of Pennsylvania, where he studied computer science, and a J.D. from the Benjamin N. Cardozo School of Law of Yeshiva University. Wilf is actively engaged in philanthropy as a trustee of the Wilf Family Foundations and has a passion for supporting causes that involve children and education. A lifelong sports fan, Wilf enjoys skiing, hiking and golfing. He resides in New Jersey with his wife, Rachel, and three children.

WILF FAMILY DONATES TO PRO FOOTBALL HALL OF FAME

On March 26, 2019 the Pro Football Hall of Fame was the recipient of a \$1 million donation from the Wilf Family Foundations led by Minnesota Vikings owners Zygi Wilf, Mark Wilf and Lenny Wilf. The generous gift supports the Pro Football Hall of Fame's programming built around its important mission to "Honor the Heroes of the Game, Preserve its History, Promote its Values and Celebrate Excellence Everywhere."

The funding will also allow for the creation of a special "Founders Exhibit" at the Hall of Fame. The exhibit will shine a light on the role of many founders and owners of National Football League franchises. The story will high-light the impact these men and women have had on the growth of the league and the effect on communities across the country. The exhibit will cover the complete history from the start of the NFL nearly a century ago through today and will include a special component for "Women of the NFL." It is slated to open in conjunction with the NFL's Centennial Celebration in 2020.

"The Pro Football Hall of Fame deeply appreciates the generosity of the Wilf Family. Zygi Wilf, Mark Wilf, and Lenny Wilf are great ambassadors for this game and the impact it has on millions of fans across the country and the world," Hall of Fame President & CEO David Baker stated. "Thanks to the support from the Wilf Family Foundations, the Hall of Fame will be able to enhance our programming that inspires generations of fans by focusing on values such as commitment, integrity, courage, respect and excellence."

"We have such a strong appreciation for what the NFL has meant, and continues to mean, to our family and to so many people around the world," said Vikings Owner/President Mark Wilf. "While football is the ultimate team sport, it also has a unique ability to bring communities together and teach lessons applicable to everyday life. We want to honor those who helped make the game what it is today and further commemorate the NFL's first 100 years."





JEFF ANDERSON

VICE PRESIDENT OF STRATEGIC AND CORPORATE COMMUNICATIONS

Jeff Anderson is currently in his 17th season with the Vikings and his 2nd as the team's vice president of strategic and corporate communications. Anderson plays a lead role in internal and external communications for the Vikings, serving as a team spokesman and developing communication programs on non-football initiatives, including community relations, sales and marketing efforts, business affairs and crisis communications. He also provides media relations guidance for ownership and executives and supports the football communications staff.

Anderson worked closely on the organization's internal stadium team and with Vikings ownership in the quest to build a new home for Vikings football, an effort that culminated with the passage of stadium legislation on May 10, 2012. Throughout that endeavor, Anderson led media relations, external and strategic communications and grassroots development. He

continued to collaborate with the Vikings stadium team, overseeing the communications plan during the 4-year design and construction period leading to U.S. Bank Stadium's opening in July 2016. Anderson also directed communications efforts around the design and construction of Twin Cities Orthopedics Performance Center, the Vikings new practice facility and team headquarters in Eagan.

A native of Adair, IA, Anderson graduated from Buena Vista University before joining the Vikings as a public relations intern in 2003. Anderson has served on the boards of the East Town Business Partnership, the Minneapolis Regional Chamber of Commerce and Buena Vista's National Alumni Association. He and his wife, Brittany, reside in Prior Lake and are expecting a daughter.



TANYA DREESEN

VICE PRESIDENT OF PARTNERSHIP ACTIVATION & SPECIAL PROJECTS

The 2019 season marks Tanya Dreesen's 11th Vikings season and she played a key role in the franchise moving into both U.S. Bank Stadium and Twin Cities Orthopedics Performance Center while facilitating the business partnerships the new facilities afforded the club. Dreesen is responsible for the team that activates Vikings naming rights, founding partners, and team/club partnerships. They work collaboratively across all departments in the club and MSFA to make ideas come to life. Tanya is also responsible for the team that champions all club special projects such as Super Bowl bid 2018, U.S. Bank Stadium Art Collection, Legacy Ship, the Vikings Voyage, Legacy Bricks and Business Summits.

Prior to joining the Vikings in 2009, Dreesen had a wealth of experience with over two decades in sports marketing and

major account servicing for the Denver Post, Rocky Mountain News, Minneapolis Star Tribune, Toronto Star and Toronto Sun. Her experience included sports marketing efforts for 3 World Series.

A native of Toronto, Dreesen was an honors graduate in advertising and marketing from Sheridan College in Toronto. Once a competitive rower, Dreesen competed several times in the prestigious Head of the Charles event, the world's largest rowing event. She earned a pair of medals in the FISA World Master Games in scull and sweep boat racing.

Tanya and husband Brian, an Iowa State grad, have a daughter, Libby, and son, Roman.



BOB HAGAN

VICE PRESIDENT OF FOOTBALL AND MEDIA COMMUNICATIONS

Entering his 29th season with the Vikings in 2019 and his 2nd as the Vice President of Football and Media Communications, Hagan is responsible for coordinating print and electronic media coverage of the Vikings as well as overseeing the club's records and historical archives.

After the 2017 season, the Vikings PR staff was honored as the Pete Rozelle Award winners, a recognition given annually by the Pro Football Writers of America to the top PR department league wide that consistently strives for excellence in its dealings and relationships with the media.

A 1990 graduate of Iowa State University with a bachelor's degree in mass communications, Hagan was an intern in 1989-91 for KARE 11-TV. In 1991 Hagan served as an intern in the Vikings public relations office under Merrill Swanson and Dan Endy. In 1992 he was hired full time and served as an assistant under Swanson and then Dave Pelletier until his promotion to Director of Public Relations prior to the 1998 season. Hagan was named the Executive Director of Public Relations in 2014.

Following the 1998 and 2000 seasons, Hagan accompanied the Vikings staff and helped the NFL with PR efforts at the Pro Bowl. He has worked with the NFL PR staff for 18 Super Bowls, including the past 17 and served on the Super Bowl LII Communications Committee.

In 2012 Hagan was Head Coach of the Twin Cities Dunkers, a prestigious service organization founded in 1948 with a sports-centric focus. During his tenure he lined up 19 speakers including Bud Grant, Kris Carter, David Stern, Flip Saunders, Nick Price and Michele Tafoya. Hagan currently serves on the Dunkers Coaching Staff.

A Twin Cities native, Hagan is a 1986 graduate of Wayzata High School. Hagan and wife Val reside in Plymouth, with children Matt, Carley and Brad.



BRYAN HARPER

VICE PRESIDENT OF CONTENT & PRODUCTION

Bryan Harper enters his 16th season with the Vikings and 19th in the NFL in 2019. Entering his 3rd season as Vice President, Content & Production, Harper leads a talented staff that is collectively responsible for content strategy, production, and presentation across all platforms including TV, radio, digital media, social media and in-stadium entertainment.

Early in his tenure, Harper initiated a philosophical shift in the organization by bringing many production responsibilities in-house and leading the creation of the award-winning Vikings Entertainment Network (VEN), which included the launch of one of the first multimedia production studios in the NFL.

Harper was intimately involved in the technology and content plan at U.S. Bank Stadium and TCO Performance

Center, including the opening of the state-of-the-art TCO Studios in 2018.

Along with his day-to-day role with the Vikings, Harper has served as a postgame production consultant for the past 9 Super Bowls and since 2009 has volunteered with St. Paul, MN based Serving Our Troops where he traveled overseas to grill made-to-order steaks for soldiers stationed in Iraq and Kuwait.

Prior to joining the Vikings, Harper spent 1 season with the Columbus Crew, 3 seasons with the Pittsburgh Pirates, 3 seasons with the Jacksonville Jaguars, and one year with Daytona International Speedway. Harper earned his bachelor's degree in communications at the University of Southern Indiana in 1996.



PHIL HUEBNER

VICE PRESIDENT OF TICKET SALES & OPERATIONS

Phil Huebner enters his 22nd season with the Vikings in 2019 and was a key part in the transition for the franchise into U.S. Bank Stadium. The critically acclaimed stadium set Vikings attendance records for a single game and season in 2016, welcoming 66,860 fans to the Thursday Night matchup with Dallas on 12/1/16.

Since October 1998, Huebner has overseen the successful Ticket Sales and Operations Departments. In January 2014, he played a key role in creating the club's Ticket Sales Analytics and Engagement department. His experienced staff is responsible for maintaining the club's high standards of customer service, the sale of season, group and single game tickets, tickets sales analytics and engagement.

In 1999 season ticket sales were capped at 60,000, an increase of 17,000 from the 1998 season. The three largest home crowds in team history have been during Huebner's tenure, including a new team playoff record with 66,612 on hand to watch the NFC Divisional Playoff win vs. New Orleans on 1/14/18. The Vikings have topped the 500,000 mark for home attendance regularly in the past 20 seasons, setting the

franchise record at 534,289 in 2016.

Huebner's Sales, Operations and Analytics team has been responsible for three major transitions for Vikings fans into different stadiums. In December 2010, after the Metrodome roof collapsed, the Vikings were forced to relocate all fans and play their final home game at the University of Minnesota stadium. Nine days after the roof collapse, the Vikings hosted the Chicago Bears playing their first outdoor home game in 29 years. His team relocated 50,000+ Season Ticket Members to the UofM for the 2014/2015 in preparation for the opening of U.S. Bank Stadium in 2016.

Huebner joined the Vikings after 12 years with the Minnesota Twins where he was in various sales positions and spent the final two years as the Director of Sales. Huebner serves on the East Town Business Partnership and is a member of the Furman University Sales Academy. A 1986 graduate of Wisconsin-Stevens Point, he has a bachelor's in political science. Huebner and wife, Debbie, have 2 children, Rebecca and Bret, and reside in Andover.



DANNON HULSKOTTER

VICE PRESIDENT OF MARKETING & FAN ENGAGEMENT

The 2019 NFL season will be Dannon Hulskotter's 19th with the Minnesota Vikings. Hulskotter and the Marketing & Fan Engagement Department are responsible for managing the team's brand and creative services, marketing, live entertainment assets, fan engagement initiatives as well as corporate hospitality and all partner/fan special events.

Hulskotter also acts as a liaison with the team's flagship radio station, network radio affiliates, as well as the team's merchandise partnerships.

Prior to joining the Minnesota Vikings, Hulskotter worked with Pacers Sports & Entertainment in Indianapolis from 1999-2001 and CAVS/Gund Arena Company in Cleveland from 1994-99.

A graduate of the University of Iowa, Hulskotter and wife, Amy, have two sons, Jack and Alex, and reside in Prior Lake, MN.



LARA JURAS

VICE PRESIDENT, PEOPLE & CULTURE

2019 marks the first full season for Lara Juras as the club's Vice President of People & Culture. Juras joined the team in the Fall of 2018 after spending nearly 20 years in Major League Baseball. Juras takes on the newly-elevated role which is responsible for the standard human resource functions such as hiring, health and welfare benefits and professional development.

In addition, her role is focused on strengthening the workplace culture with an emphasis on unity, commitment and integrity the team's core values. During her tenure with the Braves, Juras helped facilitate a major organizational restructuring and leading a transition team during the Braves' relocation from Turner Field to SunTrust Park. In her 13 years with the Braves, Juras held stints as the team's Director of Human Resources and Vice President of Human Resources before her most recent role as Senior Vice President.

An advisor for the Braves' Front Office Women's "Lean In" Business Resource Group and contributed to Minor League

Baseball on committees focused on Women in Baseball and their Professional Baseball Employment Opportunity (PBEO) processes.

Prior to joining the Braves in 2004, she spent six years as the first Director of Human Resources for the Detroit Tigers which included assisting the franchise's move from Tiger Stadium to Comerica Park. A native of Michigan, Juras began her career in Public Accounting and served in multiple capacities over eight years with Coopers & Lybrand (now PricewaterhouseCoopers), based in Detroit. She received her Bachelor of Arts degree in economics and communication from Albion College in Albion, Michigan. She and her husband Paul reside in Woodbury with their children, Kiana and Joshua.



CHAD LUNDEEN

VICE PRESIDENT OF OPERATIONS & FACILITIES

The 2019 season will mark Chad Lundeen's 22nd with the Vikings and 10th overseeing facilities operations, now in the Twin Cities Orthopedics Performance Center, and coordinating operations at U.S. Bank Stadium. The stadium is the 3rd home field that Lundeen has coordinated efforts for the Vikings after 2 seasons on the campus of the University of Minnesota (2014-15) and the HHH Metrodome before that. Since his promotion in 2016, Lundeen has overseen the Vikings Operations, Security, Grounds/Turf and Facilities staffs and functions.

Lundeen has been associated with the team since 1998 when he did an internship with the club and was hired full time in 2000 with duties in Operations and Community Relations. Earlier in his career, Lundeen handled the Vikings' training camp efforts at Minnesota State University, Mankato.

Already familiar with the Mankato scene, Lundeen was a natural fit. He earned a bachelor's degree in business administration from MSU and exemplified the model of the student-

athlete. A four-year competitor on the Maverick hockey team, Lundeen was a summa cum laude graduate and a recipient of MSU's prestigious Preska Scholarship, presented annually to a top student who is involved actively in campus life. Lundeen earned the Team Leadership Award for his efforts in hockey as a junior. Lundeen continued his education at MSU as a graduate assistant in the athletics department and earned his master's degree in sports management.

A 1993 graduate of Little Falls (MN) High, Lundeen and wife, Lindsay, reside in Excelsior with their daughters, Evelyn and Eloise, and, son, Titus.



KARIN NELSEN

VICE PRESIDENT OF LEGAL & HUMAN RESOURCES

Karin Nelsen is entering her 4th season with the Minnesota Vikings as Vice President of Legal & Social Impact. In her role, Nelsen serves as General Counsel and also oversees the team's philanthropic work which includes community relations, youth football and the Minnesota Vikings Foundation.

Nelsen joined the Vikings in 2016 after 18 years with Cargill, Incorporated. During her tenure at Cargill, Nelsen served in leadership roles including North America General Counsel, Asia Pacific General Counsel and European Deputy General Counsel. She spent 6 years working abroad with assignments in Moscow, Geneva, and Singapore.

Nelsen sits on the Board of Directors for the University of Iowa Law School Foundation, the Guthrie Theater, St. David's Center and the Minnesota Vikings Foundation. She has also been elected as a member of the American Law Institute. Nelsen received her law degree from the University of Iowa Law School (1993) and earned her undergraduate degree in accounting from Minnesota State University, Mankato (1987). Prior to joining Cargill, she worked as a litigator in Seattle and Minneapolis law firms and worked as a CPA at Touche Ross before starting law school.



J.P. PAUL

VICE PRESIDENT OF CORPORATE DEVELOPMENT & GUEST RELATIONS

In his 17th season with the Vikings in 2019, J. P. Paul serves as the team's Vice President of Corporate Development and Guest Relations. In this role, Paul creates and executes new service initiatives to further enhance the relationship between the Vikings and their fans. He also oversees the operational relationship with U.S. Bank Stadium's food service, security and facility management providers.

Paul and his group play a key role in the team's relationship with U.S. Bank Stadium, most notably by working hand-in-hand with Aramark (Stadium Concessionaire) and SMG (Facility Manager). The importance of the stadium's food service success is a high priority for Paul. He regularly works with Aramark to guide improvements in taste, variety and quality of the food offerings while always focusing on the service excellence of the concession, club and suite staff.

With an eye on Best-In-Class guest service for Vikings fans, Paul helped create U.S. Bank Stadium's SKOL Service initiative which focuses on creating memorable experiences for Vikings fans and all U.S. Bank Stadium guests. In 2017, the Vikings launched their "Memory Makers" program, an initiative developed specifically to provide Surprise-and-Delight moments for fans on game day. Along with his efforts in Guest Relations, he also works on a daily basis with SMG to create game day operational protocols and manage the implementation of the

Vikings' capital improvement projects at U.S. Bank Stadium

During the construction of U.S. Bank Stadium, Paul worked closely with Mortenson Construction (General Contractor) on various design and quality assurance aspects of the stadium's interior spaces. Paul also oversaw the U.S. Bank Stadium tour program whereby he and his team hosted hundreds of construction tours for special guests of the Vikings organization. During the initial construction and sales phase of U.S. Bank Stadium, he worked closely with new and current Vikings' sponsors and premium seating members to integrate them into new stadium hospitality and partnership programs.

Paul is a member of the Association of Luxury Suite Directors where he formerly served as the NFL's Premium Seating Committee Chairman. He was previously recognized by Junior Achievement of Minnesota as their Capstone Volunteer of the Year and currently sits on the Board of the InSports Foundation. Away from work, he coaches youth basketball and also serves as the fundraising co-chairperson, along with wife, Megan, for the Chaska High School Football Touchdown Club. Paul played Division I baseball at Miami University in Oxford, Ohio, where he earned a bachelor's degree in marketing.

J.P. and Megan, reside in Chaska with their three sons, Ryan, Matthew, Nicholas and their dog, Colby.



JOHN PENHOLLOW

VICE PRESIDENT OF CORPORATE & TECHNOLOGY PARTNERSHIPS

John Penhollow is currently in his 14th NFL season, 7th with the Vikings as Vice President of Corporate & Technology Partnerships. Penhollow leads the strategy, design, development, sales, negotiation and execution of the U.S. Bank Stadium, Twin Cities Orthopedics Performance Center and Vikings corporate partnerships and premium seating sales efforts. Penhollow led the organization's effort to integrate technology and infrastructure into the stadium's design to enhance the fan experience and maximize corporate partnership revenue.

Prior to joining the Vikings, Penhollow was Vice President, Corporate Sales & Service for the Cleveland Browns, where he

led all aspects of revenue generation for corporate sales, sponsorships, media sales and premium seating. Prior to his work in Cleveland, he held senior level sales and management positions with the National Basketball Association, Miami Dolphins and New York Yankees, where he led the corporate partnership sales for the New Yankee Stadium development.

A native of Jamestown, New York, Penhollow earned his bachelor's degree at Kent State University and his master's at Canisius College. John and his wife, Meredith, who holds her bachelor's degree in journalism from Kent State University, have three children – Grace, Scarlett and Walker. The Penhollow family resides in Excelsior, MN.



KATE SHIBILSKI

VICE PRESIDENT OF FINANCE & CONTROLLER

Kate Shibilski is entering her 6th season with the Vikings in 2019 and serves the club as Vice President of Finance and Controller. Shibilski is responsible for the team who manages the accounting and finance functions of the Team, U.S. Bank Stadium operations, and for the development of the 200 acres of land in Eagan, MN, including TCO Performance Center.

Prior to joining the team, she started her career in public accounting for 6 years at the Deloitte & Touche firm providing audit clients with accounting and assurance services throughout the US. She is also passionate about career development and led many of the internal training & personal growth initiatives out of the Minneapolis office.

Shibilski spent the next 5 years with Minnesota's leading technology retailer, Best Buy, where she held various account-

ing and finance roles. She started in the accounting function focused on technical compliance and process development for strategic initiatives. The experience as a business liaison transitioned into developing and leading the new standard of financial planning for and performance management of all US retail stores. Shibilski returned to her roots and most recently managed the accounting function for all US retail stores while maintaining active influence in the retail business.

A native of North Mankato, MN, Kate graduated summa cum laude with a BS in accounting from University of St. Thomas in St. Paul and is an active CPA. She, her husband Joe and son, Jaxton, reside in Edina.

HUDDLE FOR 100



PRESENTED BY **usbank**

IN HONOR OF THE NFL'S 100TH SEASON,
THE VIKINGS AND U.S. BANK ARE INVITING YOU –
OUR FANS – TO JOIN US IN A HUDDLE FOR 100!

GOAL: Donate 100 million minutes of time across the league

HOW: Each fan is encouraged to donate 100 minutes of time
to a cause that's important to you! Share what you are doing
using #VikingsHuddlefor100 and #Sweepstakes for a chance to
win prizes including game tickets, team gear and more



VISIT [VIKINGS.COM/HUDDLEFOR100](https://www.vikings.com/huddlefor100) FOR MORE INFORMATION!

C O A C H E S



MIKE ZIMMER

HEAD COACH

COACHING EXPERIENCE: 41ST SEASON

NFL EXPERIENCE: 26TH SEASON

VIKINGS EXPERIENCE: 6TH SEASON

Mike Zimmer enters his 6th season as Vikings Head Coach in 2019. Zimmer has notched 48 wins including playoffs in his 5 seasons leading the team with a pair of NFC North titles and playoff appearances.

Zimmer was hired as the 9th head coach in Vikings history on Jan. 15, 2014. A veteran defensive coordinator, Zimmer is in his 26th season on an NFL sideline in 2019. In his NFL tenure, Zimmer has been a part of 13 playoff teams and teams that have won 9 Division titles. He coached the Cowboys DBs when Dallas won Super Bowl XXX over Pittsburgh after the 1995 season.

The 2018 Vikings finished a game out of the playoffs but had a talented core that represents the future of the club all post career-best seasons. Danielle Hunter led the team and tied for 4th in the NFL with 14.5 sacks and earned his 1st career Pro Bowl berth. Adam Thielen earned his 2nd Pro Bowl berth and set a career-high with 113 catches for 1,373 yards and teamed with fellow WR Stefon Diggs' 102 catches and 1,021 yards to be the 1st duo in Vikings history to each post 100+ receptions in a season. Newly acquired QB Kirk Cousins threw for the 2nd-most yards (4,298), 2nd-highest completion % (70.1) and 4th-best passer rating (99.7) in Vikings history in his first season with the club while starting all 16 games. Joining in the Pro Bowl honors were Harrison Smith and Anthony Barr, the 4th consecutive honor for each player.

The 2017 Vikings were highlighted by a #1 ranking in total defense was the 1st time the Vikings have achieved the feat since the 1993 season and a testament to Zimmer's scheme and teaching since he inherited the #31 defense in the NFL when he took over as head coach in 2014. The 2017 Vikings ranked 2nd in franchise history for wins in a regular season with 13, trailing only the 15-1 club in 1998. The Vikings landed 4 players on the Associated Press All-Pro teams- Smith (1st Team), CB Xavier Rhodes (1st Team), Thielen (2nd Team), DE Everson Griffen (2nd Team) and had 7 players earn Pro Bowl honors- Thielen, Smith, Griffen, Rhodes, Barr, DT Linval Joseph and TE Kyle Rudolph. The team had to overcome its fair share of adversity early in the season to get on a roll after a 2-2 start. Case Keenum stepped in at QB after regular starter Sam Bradford went on injured reserve

and rallied the offense despite losing rookie phenom RB Dalvin Cook to injury early in the season. Individually, Thielen led the team with 1,276 yards on 91 catches and free agent pickup RB Latavius Murray led the ground game with 842 yards and 8 TDs. Griffen had a team-high 13.0 sacks to tie for 4th in the NFL and Harrison Smith had 5 interceptions. Keenum had a career-year, posting an 11-3 record as the starter, had a 67.6% completion mark to rank #2 in the NFL, the 4th-best % in Vikings history. Keenum had a 22-7 TD/INT ratio and ranked #7 in the NFL with a 98.3 passer rating, the 5th-best mark in Vikings history.

The 2016 Viking battled injuries and adversity throughout the season to finish 8-8 while plugging new talents into the offense, an opportunistic defense with a knack for takeaways (27) and a special teams group posted 3 TDs (2 PR, 1 KOR). The Vikings had 6 players earn Pro Bowl honors- Griffen (2nd honor), Smith (2nd honor), KR Cordarrelle Patterson (2nd honor), Barr (2nd honor) and Rhodes earned his 1st berth in the all-star game.

The loss of QB Teddy Bridgewater to injury late in the pre-season led to a trade with Philadelphia to bring in Sam Bradford, who went on to a record-setting season and started the final 15 games. Bradford set the NFL completion percentage record for a season at 71.6%, set a new team mark for completions with 395 and set a new team record for interception percentage at 0.9%, with only 5 INTs in 552 attempts. Bradford developed chemistry with several pass catchers with Thielen leading the club with 967 yards in a breakout season. Veteran TE Kyle Rudolph had the best season of his career while setting a new team mark for receptions by a TE with 83 and a new career TDs by a TE mark at 29 while leading the club with 7 receiving TDs. Hunter led the team in sacks with 12.5 as a situational rusher. Rhodes notched a career-high with 5 INTs on the season to lead the club and the defense scored a total of 4 TDs and a safety on the year while moving to #3 in the NFL rankings for total defense, the highest rank since 1993.

In his 2nd season leading the Vikings in 2015, Zimmer piloted the club to a NFC North title and a Wild Card Playoff berth. The team played clean, smart football down the stretch and won 3 in a row to end the regular season, capturing the divi-

RACKING UP WINS

Since taking over head coaching duties with the Vikings Mike Zimmer has led the team to the 6th-most wins in the NFL in that 5-season span with 47 victories, which stands as the 3rd-most in the NFC. Zimmer has stressed home field with the Vikings since moving into U.S. Bank Stadium and has led the team to a tie for the 4th-best home record in the NFL, and 2nd-best mark in the NFC, in the 3 seasons inside the state of the art venue.

NFL WINS 2015-18 (REGULAR SEASON)

New England	50
Kansas City.....	45
Pittsburgh.....	43
Minnesota	40
Seattle	39

NFL WINS AT HOME 2016-18 (REGULAR SEASON)

New England	20
Kansas City.....	19
Philadelphia.....	18
Minnesota	17
Pittsburgh	17
Dallas	17
Seattle	17
Tennessee.....	17
Baltimore.....	17
New Orleans	17



sion crown at Green Bay and taking the title from the 4-time defending NFC North champs. The Vikings 11-5 mark tied for the 2nd-best record since 2000 and gave the Vikings their 1st North crown since 2009. Minnesota was the least-penalized team in the NFL with 88 and lowest penalized offense in the NFL, with only 30 on the season.

The 2015 Vikings earned their success with a strong running game and stingy defense. Adrian Peterson led the NFL in rushing for the 3rd time in his career en route to 1st-Team All-Pro and Pro Bowl honors. Bridgewater continued to grow in his role as a playmaker and engineering the offense, improving throughout his 2nd pro season. The Vikings defense ranked 5th in the NFL by allowing only 18.9 points per game.

The Vikings rookies made strong contributions as the club was led in tackles by rookie LB Eric Kendricks and in receiving by WR Stefón Diggs. Rookie DE Danielle Hunter ranked 2nd on the team in sacks, and the team tied a franchise record by having 6 rookies start in a game, at Arizona.

The 2014 Vikings turned to Bridgewater to start 12 games of his rookie season, and he responded with a 6-6 record, going 3-2 in his final 5 starts, and set virtually every franchise record for a rookie QB. Defensively, the 2014 Vikings improved from #31 in total defense to #14 in the NFL with a new lineup. The Vikings #7 ranking in the NFL in passing defense was the highest finish since the 1993 season when the club was #6. The Vikings had a 13-point improvement in offensive points allowed from 2013 to 2014, the biggest improvement in the NFL in that span.

Zimmer's arrival in Cincinnati for the 2008 season signaled a franchise turnaround on the defensive side of the ball. The Bengals notched top-10 defensive rankings in 2009, '11, '12 and '13 after only cracking the NFL's top 10 once in 18 seasons prior to Zimmer joining the team. During his tenure, Zimmer coached Geno Atkins as he became one of the top DTs in the NFL, earning consensus All-Pro honors in 2012 and Pro Bowl berths in 2011 and 2012. In 2013, LB Vontaze Burfict continued his rise from an undrafted rookie free agent in 2012 to a Pro Bowler in 2013. Atkins became the 1st Bengals defensive lineman since Tim Krumrie in 1988 to earn a Pro Bowl trip, and Burfict was the 1st Bengals LB to be honored since Jim LeClair in 1976.

GETTING DEFENSIVE

In his tenure as an NFL defensive coordinator and head coach, Mike Zimmer's units have ranked in the NFL's top 10 in yards allowed 9 times and have ranked in the top 10 of points allowed in the NFL 8 times. The Vikings 2017 defense led the league in scoring defense, the 1st time Zimmer has done so in his 24 years in the NFL. Zimmer's Dallas unit in 2003 and his 2017 Minnesota defense had the NFL's #1-ranked defense in yards. In 3 seasons (2011-13), Zimmer's Bengals ranked in the top of yards and points allowed each season as the team advanced to the playoffs 3 straight times. Prior to Zimmer's arrival in Cincinnati in 2008, the Bengals defense had only cracked the NFL's top 10 during 1 season in the previous 18. In 2016 the Vikings were #3 in total defense, the highest rank since leading the NFL in 1993. Zimmer took over in Minnesota as head coach for the 2014 season, the previous year the club ranked #31 in the NFL in yards allowed and have since ranked #14, #13, #3, #1 and #4.

ZIMMER'S TOP 10 NFL DEFENSES (YARDS ALLOWED)

Dallas, 2001	#4
Dallas, 2003	#1
Dallas, 2005	#10
Cincinnati, 2009	#4
Cincinnati, 2011	#7
Cincinnati, 2012	#6
Cincinnati, 2013	#3
Minnesota, 2016	#3
Minnesota, 2017	#1
Minnesota, 2018	#4

ZIMMER'S TOP 10 NFL DEFENSES (POINTS ALLOWED)

Dallas, 2003	#4
Cincinnati, 2009	#8t
Cincinnati, 2011	#9
Cincinnati, 2012	#6
Cincinnati, 2013	#4
Minnesota, 2015	#4
Minnesota, 2016	#5
Minnesota, 2017	#1
Minnesota, 2018	#4

Zimmer led top-10 defenses for Dallas in both a 4-3 and 3-4 scheme. The 2003 Cowboys defense ranked #1 in the NFL with only 253.3 yards per game allowed. During Zimmer's tenure in Dallas as DBs coach (1994-99) and defensive coordinator (2000-06) the team ranked in the top 5 of NFL scoring defense a total of 6 times. The 1995 Cowboys hoisted the Lombardi Trophy in Super Bowl XXX with a win over Pittsburgh, and one of Zimmer's pupils, CB Larry Brown, won the Super Bowl MVP award with a pair of INTs in the game. Brown is 1 of only 3 DBs to earn Super Bowl MVP honors in the history of the game.

Before moving to the NFL ranks, Zimmer spent 15 seasons coaching at the collegiate level. He spent his final 5 seasons in the college ranks as defensive coordinator at Washington State from 1989-93. Zimmer was at Weber State from 1981-88, serving as defensive coordinator from '83-88. He entered the profession at Missouri as an assistant from 1979-80.

Zimmer played QB and later LB at Illinois State, earning a degree in physical education. He has 3 children - son, Adam, and daughters, Corri and Marki. Adam is coaching the Vikings LBs after having spent time with Kansas City, New Orleans and Cincinnati as an assistant LBs and DBs coach. The father and son have each both earned Super Bowl titles with Adam's coming after the 2009 season when the Saints won Super Bowl XLIV over Indianapolis. Coaching is a family tradition with the Zimmer's as Mike's father, Bill, earned Illinois Hall of Fame honors as a prep football and wrestling coach. Zimmer played football, baseball and wrestled at Lockport Township High School in suburban Chicago. Both Bill and Mike Zimmer have been inducted into the Lockport Hall of Fame, and Bill is also in the Bradley University and Illinois High School Hall of Fame.

Vikki Zimmer, Mike's wife of 27 years, passed away in Cincinnati on Oct. 8, 2009. The Pro Football Writers of America recognized Zimmer overcoming the tragedy by voting him the winner of the Halas Award for the season, an annual award presented to the individual in the NFL that overcame the most adversity to succeed. The Zimmer family awards scholarships to deserving students through the Mike Zimmer Foundation, which also hosts an annual football camp for youth and a fund-raising golf tournament.

ZIMMER'S BACKGROUND

Player

1974-77 Illinois State // QB/LB

Coach

1979-80 Missouri // Assistant

1981-82 Weber State // DBs

1983-88 Weber State // Defensive Coordinator

1989-93 Washington State // Defensive Coordinator

1994-99 Dallas Cowboys // DBs

2000-06 Dallas Cowboys // Defensive Coordinator

2007 Atlanta Falcons // Defensive Coordinator

2008-13 Cincinnati Bengals // Defensive Coordinator

2014 Minnesota Vikings // Head Coach

ZIMMER'S TOP PUPILS

During Mike Zimmer's tenure coaching defense in the NFL, he has consistently helped players reach their potential and exceed expectations.

PRO BOWL DEFENSIVE PLAYERS UNDER ZIMMER

Player, Team, Position	Pro Bowls
Darren Woodson, Dallas, S1994, '95, '96, '97, '98
Deion Sanders, Dallas, CB1996, '97, '98, '99
Dexter Coakley, Dallas, LB2001, '03
La'Roi Glover, Dallas, DT2002, '03, '04, '05
Roy Williams, Dallas, S2004, '05, '06
DeMarcus Ware, Dallas, LB2006
Geno Atkins, Cincinnati, DT2011, '12
Vontaze Burfict, Cincinnati, LB2013
Anthony Barr, Minnesota, LB2015, '16, '17, '18
Everson Griffen, Minnesota, DE2015, '16, '17
Harrison Smith, Minnesota, S2015, '16, '17, '18
Xavier Rhodes, Minnesota, CB2016, '17
Linval Joseph, Minnesota, DT2016, '17
Danielle Hunter, Minnesota, DE2018

ZIMMER'S COACHING CAREER, YEAR-BY-YEAR (*- HEAD COACH)

Year	Team	Regular Season			
		W	L	T	
1979	Missouri	7	5	0	Hall of Fame Bowl (W)
1980	Missouri	8	4	0	Liberty Bowl (L)
1981	Weber State	7	4	0	
1982	Weber State	4	7	0	
1983	Weber State	6	5	0	
1984	Weber State	5	6	0	
1985	Weber State	6	5	0	
1986	Weber State	3	8	0	
1987	Weber State	10	3	0	NCAA Division I-AA playoffs - 2nd round
1988	Weber State	5	6	0	
1989	Washington State	6	5	0	
1990	Washington State	3	8	0	
1991	Washington State	4	7	0	
1992	Washington State	9	3	0	Copper Bowl (W)
1993	Washington State	5	6	0	
1994	Dallas	12	4	0	advanced to NFC Championship Game, NFC East Champions
1995	Dallas	12	4	0	Super Bowl XXX Champions, NFC East Champions
1996	Dallas	10	6	0	advanced to NFC Divisional Round, NFC East Champions
1997	Dallas	6	10	0	
1998	Dallas	10	6	0	advanced to NFC Wild Card Round, NFC East Champions
1999	Dallas	8	8	0	
2000	Dallas	5	11	0	
2001	Dallas	5	11	0	
2002	Dallas	5	11	0	
2003	Dallas	10	6	0	advanced to NFC Wild Card Round
2004	Dallas	6	10	0	
2005	Dallas	9	7	0	
2006	Dallas	9	7	0	advanced to NFC Wild Card Round
2007	Atlanta	4	12	0	
2008	Cincinnati	4	11	1	
2009	Cincinnati	10	6	0	advanced to AFC Wild Card Round, AFC North Champions
2010	Cincinnati	4	12	0	
2011	Cincinnati	9	7	0	advanced to AFC Wild Card Round
2012	Cincinnati	10	6	0	advanced to AFC Wild Card Round
2013	Cincinnati	11	5	0	advanced to AFC Wild Card Round, AFC North Champions
2014	Minnesota*	7	9	0	
2015	Minnesota*	11	5	0	advanced to NFC Wild Card Round, NFC North Champions
2016	Minnesota*	8	8	0	
2017	Minnesota*	13	3	0	advanced to NFC Championship Game, NFC North Champions
2018	Minnesota*	8	7	1	



CLOCKWISE: Mike Zimmer has a team tradition of welcoming special guests to practice that have shown courage overcoming adversity and serve as an inspiration to their football heroes. He has helped with veteran-related causes to honor the women, men and families who have served. Fans had a chance for a unique experience to spend time with Zimmer and Bud Grant during the 2019 Taste of the Vikings. Zimmer's annual football camp teaches kids teamwork and competition.



GEORGE EDWARDS

DEFENSIVE COORDINATOR

COACHING EXPERIENCE: 30TH SEASON

NFL EXPERIENCE: 22ND SEASON

VIKINGS EXPERIENCE: 6TH SEASON

George Edwards is in his 6th season as Vikings Defensive Coordinator in 2019 and has overseen the rise of the Vikings defense to the consistent top-5 NFL finish after inheriting a group that was #31 in NFL total defense in 2013.

Edwards' stint with the Vikings marks his 3rd as an NFL defensive coordinator after working in Washington (2003) and Buffalo (2010-2011) in the same capacity. The 2019 season is Edwards' 22nd season in the NFL and 30th season as a coach, all spent on the defensive side of the ball. In January 2017, Edwards served as head coach of the West team in the Shrine Bowl.

In 2018, the Vikings ended the season ranked #4 in total defense and had 3 defenders earn Pro Bowl honors. The club was led in sacks by DE Danielle Hunter (4.5) which tied him for 4th-best in the NFL. The team posted 50 sacks, the most under Edwards' leadership, led the NFL in 3rd-down defense, allowing only 30.5% conversions and allowed the fewest passing TDs (15) of any NFL defense in 2018. Joining Hunter earning Pro Bowl honors on the defense were S Harrison Smith and LB Anthony Barr.

The 2017 Vikings had 3 defenders earn Associated Press All-Pro honors and 4 were tabbed as Pro Bowlers. The stout defense was #1 in the NFL in both yards allowed and points allowed and keyed the club's run to a 13-3 regular season, the NFC North title and a berth in the NFC Championship game.

The 2017 Vikings defense had playmakers on every level of the unit and were strong in the most vital areas of defense—ranking #1 in the NFL by allowing only 25.2% on 3rd-down conversions, #1 in scoring defense at a mere 15.2 offensive points per game and led the NFL with only 13 passing TDs against. The Vikings ranked #2 in the NFL in 20+ yard plays allowed with 41 and were #2 in rushing defense at only 83.6 yards per game. Led by 1st-Team AP All-Pro Smith, 1st-Team AP All-Pro Xavier Rhodes and 2nd-Team AP All-Pro DE Everson Griffen, the Vikings ranked #1 in the NFL in defense for the 1st time since 1993. LB Anthony Barr and DT Linval Joseph joined Rhodes, Griffen and Smith on the Pro Bowl squad for 2017. The Vikings 13 regular season wins are the 2nd-most in club history and the #1 ranking in NFL total defense is the 7th time a unit has achieved the feat.

In 2016 the Vikings climbed to #3 in the NFL in total defense, the highest ranking since 1993 and ranked #5 in scoring defense, allowing 18.7 points per game. The club finished with an 8-8 mark. Minnesota ranked tied for 4th in the NFL with 41.0 sacks on the season and tied for 7th in the NFL with 27 takeaways. The defense was led in INTs by Rhodes with 5 and a TD en route to his 1st career Pro Bowl. Joining him in the all-star game were Joseph (1st honor), Griffen (2nd honor) and Smith (2nd honor).

The team was led with 12.0 sacks in 2016 by 2nd-year DE Danielle Hunter and fellow 2nd-year standout LB Eric Kendricks led the club in tackles for the 2nd time. Rhodes notched a team-high 5 INTs, including setting the team record with a 100-yard INT return TD vs. Arizona. The Vikings defense scored 4 TDs on the season and a safety with INT return scores by Kendricks and Rhodes and FR TDs by Hunter and Griffen while Hunter also had a safety. Kendricks (at Tennessee), Griffen (at Carolina) and Rhodes (vs. Arizona) all earned NFC Defensive Player of the Week honors during the season.

The 2015 Vikings won the NFC North and hosted a Wild Card Playoff game, highlighted by a stingy defense that jumped to #5 in the NFL in points allowed at 18.9 after ranking #11 in 2014. For the 1st time since the inaugural season in 1961, the team was led in tackles by rookie 2nd-round pick Kendricks with 105 stops. The Vikings defense was honored with 3 NFC Defensive Players of the Week - Joseph vs. St. Louis, CB Terence Newman at Oakland and Griffen at Green Bay. Kendricks and Hunter were each named to the PFWA All-Rookie Team.

Inheriting the defense that allowed the most points per game and 2nd-most yards per game in 2013, Edwards helped turn the Vikings defense around in 2014, his 1st season as defensive coordinator. The Vikings had the NFL's most-improved defense in 2014, allowing 71 fewer offensive points per game

in 2014 than in 2013. Griffen was named the NFC Defensive Player of the Month in October 2014 and Smith led the Vikings defense with 5 interceptions. Edwards played an instrumental role in the development of Barr, a rookie 1st-round pick (#9 overall), was named the NFC Defensive Player of the Week at Tampa Bay after forcing and recovering a fumble in OT and returning it for a TD.

Edwards returned to Miami for his 2nd stint as LBs coach for the 2012 and 2013 seasons. The Dolphins rush defense ranked 13th in the NFL in 2012.

Edwards served as Defensive Coordinator with the Buffalo Bills in 2010 and 2011. While with the Bills, Edwards led a base 3-4 defense; however, the unit was flexible and played out of multiple fronts throughout his tenure. During his time with the Bills, defensive tackle Kyle Williams emerged as a defensive presence and was named to his 1st Pro Bowl after producing career numbers in sacks (5.5) and fumble recoveries (2) in 2010. Also under Edwards' watch in 2010, the Bills' pass defense allowed an average of 192.0 passing yards per game to rank 3rd in the AFC, while producing 9 fumble recoveries to tie for 4th in the AFC and forcing 12 fumbles to tie for 5th in the AFC.

From 2005-2009, Edwards was the LBs coach for the Miami Dolphins. His first 3 years with Miami were spent tutoring the LBs before focusing on the inside linebackers in 2008. Under Edwards, Zach Thomas was selected to the Pro Bowl following both the 2005 and '06 seasons and was named as the NFL Alumni Linebacker of the Year for the 2006 season.

Edwards spent the 2004 season as the Cleveland Browns LBs coach. Before that, Edwards was with Washington for the 2002 and 2003 seasons. In 2003, Edwards was named the defensive coordinator for the 1st time in his career. Following the '03 season, LB LaVar Arrington and CB Champ Bailey were selected to the NFC Pro Bowl squad. In 2002, Edwards served as the Redskins' assistant defensive coordinator/LBs coach, as Arrington accounted for the most productive season of his NFL career with 107 tackles and 11 sacks and earned his 2nd consecutive Pro Bowl berth. In addition, each of the team's starting LBs, which also included Jesse Armstead and Jeremiah Trotter, surpassed the 100-tackle plateau.

Edwards entered the NFL with the Dallas Cowboys and remained there from 1998-2001. Serving as the LBs coach, Edwards worked under Defensive Coordinator Mike Zimmer, who led the Cowboys' defensive attack. Under Edwards' guidance, Dexter Coakley, a 3rd-round draft choice in 1997, was selected to the Pro Bowl twice over the 4-year span (1999, 2001).

Before making the leap to the NFL ranks, Edwards held collegiate assistant posts at Florida (1990-91), Appalachian State (1992-95), Duke (1996) and Georgia (1997). During his lone season at Georgia, Edwards tutored a defensive line which included a pair of freshmen in Richard Seymour and Marcus Stroud, both selected in the 1st round of the 2001 NFL Draft.

A 4-year letterman at Duke University, Edwards was twice named the special teams captain and an honorable mention All-ACC selection at linebacker in 1989. A native of Siler City, N.C., Edwards and his wife, Jami, have a son, B.J.

EDWARDS' BACKGROUND

Player

1986-89.....Duke // LB

Coach

1990-91.....Florida // Assistant

1992-95.....Appalachian State // Assistant

1996.....Duke // Assistant

1997.....Georgia // Defensive Line

1998-01.....Dallas Cowboys // Linebackers

2002.....Washington Redskins // Assistant DC & LBs

2003.....Washington Redskins // Defensive Coordinator

2004.....Cleveland Browns // Linebackers

2005-09.....Miami Dolphins // Linebackers

2010-11.....Buffalo Bills // Defensive Coordinator

2012-13.....Miami Dolphins // Linebackers

2014.....Minnesota Vikings // Defensive Coordinator



KEVIN STEFANSKI

OFFENSIVE COORDINATOR

COACHING EXPERIENCE: 15TH SEASON

NFL EXPERIENCE: 14TH SEASON

VIKINGS EXPERIENCE: 14TH SEASON

Kevin Stefanski, the longest-tenured coach on the Vikings staff, enters his 14th season in 2019 with the Vikings and 1st as the Offensive Coordinator, a position he held on an interim basis to end the 2018 season. He has coached QBs, TEs and RBs in his tenure with the team and Stefanski served as the QBs Coach in 2017 and 2018 before being elevated to Interim Offensive Coordinator for the final 3 games of 2018.

In his 1st season working with QB Kirk Cousins, the veteran QB had a career year setting season bests in completion percentage (70.1%) and passing TDs (30) and threw the fewest INTs (10) since becoming a full-time starter in 2015. He set the Vikings single-season record with 425 completions, tied the mark for attempts with 606, 2nd-best completion % (70.1), 2nd-most passing yards (4,298) and 4th-highest passer rating (99.7). Cousins reached benchmarks that no other QB in NFL history had under the tutelage of Stefanski, becoming the 1st ever to throw for at least 4,000 yards, at least 30 passing TDs, 10 or fewer INTs and complete at least 70.0% of his passes in a season. In his 1st game as the Interim Offensive Coordinator, Stefanski guided the Vikings offense to a season-high 41 points and 418 yards of offense in a win over Miami. In his 2nd game calling plays, a 27-9 road win at Detroit, which ended the season ranked #10 in NFL defense, Stefanski led the offense to 340 yards of offense and 27 points, giving the Vikings consecutive games of at least 27 points and at least 100 rushing yards for only the 2nd time in a single season in the last 5 seasons for the Vikings.

In 2017 the Vikings won the NFC North, went 13-3, earned the #2 seed in the NFC playoffs and advanced to the NFC Championship Game against eventual Super Bowl LII champion Philadelphia. The Vikings dealt with upheaval at the QB position early in the season and turned a negative into a positive. Vikings QB Sam Bradford had the best game of his career in the 2017 opener vs. New Orleans and earned his 1st career NFC Offensive Player of the Week honors, throwing for 346 yards, 3 TDs and a 143.0 passer rating. Bradford suffered a knee injury vs. New Orleans and went on to play only 1 more game in the regular season as the club turned to backup QB Case Keenum. Keenum entered the season with a 9-15 record in 24 career starts, posting a 58.4% completion mark, a 78.4 passer rating and TD-INT ratio of 24-20 in his career previous to Minnesota. With the Vikings, Keenum went 11-3 notched a 67.6% completion mark, a 98.3 passer rating a TD-INT ratio of 22-7. Keenum was NFC Offensive Player of the Month in November and posted 8 games with a 100+ passer rating to tie for 2nd-most in team history in a season and tied a team record with 10 games on the season without an INT. He had 6 games on the season without being sacked to set a team record and tied a team mark with 3 games during the campaign without a sack or INT.

In his lone season coaching the RBs in 2016, Stefanski and the Vikings battled injuries along the offensive line and to RB Adrian Peterson that caused the runner to miss 13 games. The running game leaned on veterans Jerick McKinnon and Matt Asiata as the duo combined for 941 yards and 8 rushing TDs. McKinnon went to his roots and saw time as a wildcat QB to give the running game a spark and the team found a role for WR Cordarrelle Patterson to get involved in the ground game.

Under Stefanski's guidance, the TE unit enjoyed a successful 2015 campaign. TE Kyle Rudolph started all 16 games for the second time in his career and finished with a career-high 495 receiving yards. He scored a team-high 5 touchdowns and topped 100-yards receiving in a game (vs. Green Bay, 11/22) for the first time in his career.

In Stefanski's 1st year tutoring the TEs in 2014, all 3 of the Vikings top TEs - Rudolph, Rhett Ellison and Chase Ford - caught TDs from Vikings QB Teddy Bridgewater on the season. The TE trio averaged 10.6 yards per catch and all 3 were in the

starting lineup during the season.

Prior to overseeing the TE group, Stefanski served as the Vikings assistant QBs coach. Injuries led to Stefanski working with 3 different QBs who started at least 1 game during the 2013 season, with both Matt Cassel and Christian Ponder seeing action in 9 games. Cassel led the Vikings to their 1st victory of the season in his 1st start with the club vs. Pittsburgh (9/29/13) in London, England.

The Vikings 2012 season exceeded outside expectations by going 10-6 and earning a berth in the playoffs as a Wild Card. The team continued to develop throughout the season, and Ponder grew as a signal caller as the season went on. Ponder's improved play in the final month of the season was a key element of the Vikings going 4-0 down the stretch to earn a playoff spot. Ponder did not throw an INT in the final 3 games and had 8 games during the season without throwing a pick.

The 2010 Vikings started 3 different QBs, Favre, Tarvaris Jackson and Joe Webb as the team struggled to find consistency while being riddled by injuries. Webb relieved Favre in the 1st half of the Monday Night Football game vs. Chicago (12/20) and started the final 2 outings, engineering an upset win at NFC East champion Philadelphia. Webb became only the 2nd Vikings QB to win his 1st start as a rookie.

In 2009, Stefanski had a hands-on role in one of the most successful offensive seasons in Vikings history. The team improved dramatically in the passing game and developed new playmakers in prominent roles. Stefanski and the offensive staff helped veteran free agent Favre mesh with the offense despite reporting to the team in mid-August.

Stefanski spent 2006-08 working directly with Head Coach Brad Childress on administrative duties and special projects. Stefanski first worked with Childress during Eagles training camp in 2005 as part of the team's operations department.

Stefanski spent the 2005 season at his alma mater, Pennsylvania, as assistant director of football operations, coordinating all aspects of the Quakers' day-to-day operations.

A team captain as a senior in 2004, Stefanski was part of one of the most successful stretches in the history of the Quaker football program. The team won Ivy League titles in 2000, 2002 and 2003, and the squad went undefeated in league play during 2002 and 2003.

Twice honored as an Honorable Mention All-Ivy choice in 2002 and 2004, he was named Penn's Defensive Rookie of the Year as a freshman in 2000. During Stefanski's tenure, the squad posted a 42-7 overall record and a 32-3 mark in Ivy play. As a senior, the Quakers went 10-0 to become the 1st undefeated Penn team in a decade.

Stefanski holds a bachelor's degree in communications from Pennsylvania and attended St. Joseph's Prep in Philadelphia. The Stefanski family has made a name in athletics as Kevin's father, Ed, was a basketball standout at Penn and works in the front office of the Detroit Pistons. He has previously held executive positions with the NBA's New Jersey Nets, Philadelphia 76ers, Toronto Raptors and Memphis Grizzlies.

Stefanski and wife, Michelle, reside in Edina with their children, Will, Gabe and Juliet.

STEFANSKI'S BACKGROUND

Player

2000-04 Pennsylvania // DB

Coaching/Administration

2005 Pennsylvania // Football Operations

2006-08..... Minnesota Vikings // Assistant to the Head Coach

2009-13 Minnesota Vikings // Assistant QBs

2014-15 Minnesota Vikings // TEs

2016 Minnesota Vikings // RBs

2017-18..... Minnesota Vikings // QBs/Interim Offensive Coord.

2019- Minnesota Vikings // Offensive Coordinator



MARWAN MAALOUF

SPECIAL TEAMS COORDINATOR

COACHING EXPERIENCE: 20TH SEASON

NFL EXPERIENCE: 15TH SEASON

VIKINGS EXPERIENCE: 1ST SEASON

Marwan Maalouf (mar-won mah-LOOF) brings 14 years of NFL and special teams experience to the Vikings staff. Throughout his time in the NFL, Maalouf has been a part of 6 playoff appearances and one division title.

Prior to joining the Vikings, Maalouf served as an assistant special teams coach for Miami from 2013-2018. In each of Maalouf's 6 seasons in Miami, the Dolphins ranked in the top half of Rick Gosselin's annual NFL special teams rankings, including a 4th-place ranking in 2018. During that span Miami consistently ranked among the league's best in numerous special teams categories, including punts blocked (8, 1st in NFL), opponent FG % (77.1%, 1st in NFL), opponent net punting (38.6 yards, 2nd in NFL), punts inside the 20 (181, 5th in NFL) and FGs blocked (6, 4th in NFL).

In 2018 Maalouf helped rookie K Jason Sanders convert 18-of-20 FG tries, establishing a new Dolphins record for highest FG percentage by a rookie (90.0%). P Matt Haack dropped 35 punts inside the 20-yard line, also a team record.

In 2017, the Dolphins were tied for 3rd in the NFL with 3 blocked kicks - 2 FGs and 1 punt. K Cody Parkey tied the team record for highest FG%, converting 21-of-23 opportunities (91.3%) and earning AFC Player of the Week honors after he made the longest game-winning kick (54 yards) in team history in the season opener at the L.A. Chargers (9/17). Parkey also successfully converted 4 onside kicks, the most in the NFL since began recording the stat back to 1997. The KO coverage unit was the best in the NFL, with opponents' average starting field position following a kickoff at the 23-yard line.

Gosselin ranked the Dolphins special teams unit 7th in the NFL in 2016. WR Jakeem Grant and RB Kenyan Drake became the 1st Dolphins rookie tandem to return a punt and a kickoff for a TD in the same season since 1981. It was just the 4th time in the NFL since the merger in 1970 that different rookies on the same team took back a punt and a kickoff in the same year. Miami also ranked in the top 10 in opponents' starting field position after a kickoff (10th/24.4), own starting field position after a kickoff (8th/25.3), and opponents' net punting average (3rd/37.4 net). The Dolphins also tied for the NFL lead with 4 blocked kicks.

In 2015, Maalouf helped the Dolphins rank 15th despite having a rookie punter and kicker. WR/PR Jarvis Landry opened the season with a 69-yard PR TD in the Week 1 win at Washington, earning himself AFC Special Teams Player of the Week honors. Rookie P Matt Darr averaged 47.6 yards per punt, the 4th-best single-season mark in team history and finished 3rd in the NFL in the statistic. Rookie K Andrew Franks successfully converted 13-of-16 FG attempts and the Dolphins ranked 1st in the NFL in FG percentage against.

Maalouf assisted with a unit that set a franchise record with 3 blocked punts in a season in 2014. They also added 2 blocked FGs, giving Miami 5 blocked kicks on the year, the most since the team blocked 7 in 1977. Landry, a rookie, won AFC Special Teams Player of the Month for October when he returned 5 KOs for 178 yards (35.6), with a long of 54 yards. Landry finished the season with a 28.1 KOR average, the 4th-highest in the NFL and tops among rookies.

Miami's 2013 special teams unit ranked in the top 8 in the NFL based on Gosselin's Special Teams rankings and was highlighted by the play of P Brandon Fields, who earned his 1st Pro Bowl berth. Fields ranked 2nd in the NFL in gross punt average (48.8), 2nd in net average (42.4, which is the 8th best in NFL history), tied for 3rd with 33 punts inside the 20 recorded the 3rd-longest punt (74 yards) during the season.

Maalouf spent the 2012 season as special teams coordinator with the Indianapolis Colts. Under his direction, the Colts special teams significantly improved in 2012, aided in part by returning a punt and a kickoff for a TD in the same season for

the just the 6th time in franchise history and 1st time since 2001. The KOR unit recorded its 1st TD since 2009. The Colts also posted an 11.1-yard average per punt return which ranked as the 4th-highest PR average in franchise history. P Pat McAfee was among the elite kickoff specialists and punters in the NFL, finishing 3rd in the AFC and 5th in the NFL in punting average (47.9). McAfee, who also kicked off, finished 4th in the AFC and 8th in the NFL with 43 TBs. McAfee made his mark in the Colts history books as his 2012 season set franchise single-season records for KO touchbacks (43), punting avg. (47.9), net punting avg. (40.3), 50.0-yard average games (5) and tied the franchise record for punts inside the 20 (26). Rounding out Maalouf's unit in 2012 was K Adam Vinatieri.

Prior to joining the Colts, Maalouf spent 4 seasons (2008-11) in Baltimore. In 2010, Maalouf helped rookie KR David Reed lead the NFL in kickoff return KOR average (29.2) and coached a unit which finished 3rd in the league in opponent average starting position (27.2-yard line). K Billy Cundiff earned his 1st Pro Bowl invitation after tying an NFL mark with 40 TBs (since kickoffs moved back to the 30-yard line).

In 2009, Baltimore ranked 2nd in the NFL in both kickoff return average (26.3) and opponents' average starting field position (26.9). Maalouf joined the Ravens in 2008 and that season coached P Sam Koch, who had the NFL's 5th-best net average (39.9). Koch also led the league with 18 punts inside the 10-yard line and was 2nd in the league with 34 kicks inside the 20. Maalouf also helped guide special teams ace LB Brendon Ayanbadejo to his 3rd Pro Bowl.

Maalouf spent the 2007 season working for Scouts Inc., writing weekly scouting reports and game reviews for ESPN.com and worked as a volunteer coach for Baldwin-Wallace.

Maalouf first entered the NFL in 2004, when he worked as a scouting administrator for the Cleveland Browns. He then transitioned to a role as Cleveland's special teams quality control coach from 2005-06. During his final season, he coached Josh Cribbs, who ranked 3rd in the NFL with 1,545 total return yards. The Browns' punt return average of 10.3 yards also ranked 7th in the NFL.

Maalouf spent 2 seasons (2002-03) as an assistant OL coach/graduate assistant at Rutgers following a brief stint at Eastern Michigan as a graduate assistant. He also held positions as an assistant offensive line coach for Fordham (2001) and Baldwin-Wallace (2000).

Collectively, Maalouf earned 3 letters while playing guard for Baldwin-Wallace (1997-1999) and was a 2-time All-Ohio Athletic Conference selection. He was Baldwin-Wallace's Outstanding Offensive Lineman and was elected as a team captain his senior season.

Maalouf is a graduate of Strongsville (Ohio) High School, where he lettered in football and track and field. He and his wife, Dana, have 2 sons, Mason and Morgan.

MAALOUF'S BACKGROUND

Player

1996-99 Balwin-Wallace // Guard

Coaching

2000	Balwin-Wallace	//	Assistant Offensive Line
2001	Fordam	//	Assistant Offensive Line
2002-03	Rutgers	//	Assistant Offensive Line/Grad Asst.
2004	Cleveland Browns	//	Scouting Administration
2005-06	Cleveland Browns	//	Special Teams Quality Control
2007	Balwin-Wallace	//	Volunteer Coach
2008-11	Baltimore Ravens	//	Assistant Special Teams
2012	Indianapolis Colts	/	Special Teams Coordinator
2013-18	Miami Dolphins	//	Assistant Special Teams
2019	Minnesota Vikings	//	Special Teams Coordinator



RICK DENNISON

OFFENSIVE LINE

COACHING EXPERIENCE: 28TH SEASON

NFL EXPERIENCE: 34TH SEASON (9 PLAYING, 25 COACHING)

VIKINGS EXPERIENCE: 1ST SEASON

Rick Dennison brings a wealth of offensive experience to the Vikings in 2019 as the club's Offensive Line coach. Entering his 25th season of coaching in the NFL, Dennison has been part of 12 playoff appearances, 5 division titles, and 3 Super Bowl victories- XXXII, XXXIII and 50.

Dennison has been a part of winning programs, posting a .500 or better record in 19 of his 24 NFL seasons and has been part of 11 seasons of 10+ wins under his belt in the NFL. His 17 seasons in Denver resulted in 3 Super Bowl titles, 8 playoff appearances, 4 AFC West titles and 8 seasons of 10+ wins while only suffering 2 losing seasons.

Dennison has coached 18 different Pro Bowl players across 7 different positions, including 6 offensive linemen. Of those 6, 5 made their 1st Pro Bowl appearance under him, while 3 made all their trips with him as their coach. In Dennison's time as a OL coach and offensive coordinator his rushing offenses have averaged 2,038 yards a season (127.4 yards per game) and 4.4 yards per carry while producing 14.3 touchdowns a season.

Prior to joining the Vikings, Dennison served on the staffs of the New York Jets (2018), Buffalo Bills (2017), Baltimore Ravens (2014), Houston Texans (2010-13) and two stints with the Denver Broncos (1995-2009, '15-16) in a variety of roles.

In 2018, Dennison's lone season as the Jets OL coach/run game coordinator, the group allowed 10 fewer sacks (37) than it did in 2017, protecting QB Sam Darnold as he set team rookie records for passing TDs (17) and passing yards per game (220.4)

In 2017 Dennison was offensive coordinator for the Bills, helping a Buffalo offense that ranked 6th in rushing as both running back LeSean McCoy and guard Richie Incognito received Pro Bowl recognition.

In his return to Denver as the offensive coordinator in 2015, Dennison oversaw the Broncos offense as the team navigated a difficult schedule to finish with a 12-4 record, the AFC West Division title and the No. 1 seed in the AFC. Despite mid-season injury to Hall of Fame QB Peyton Manning, Dennison helped the Broncos go 5-2 in QB Brock Osweiler's 1st 7 career starts before Manning returned in Week 17. The offense went on to commit just 3 turnovers during the postseason to help secure a world championship in Super Bowl 50 over Carolina.

Following Manning's retirement after the 2015 season Dennison coached 1st-year starting QB Trevor Siemian, a 7th-round draft pick (#250) in the 2015 NFL Draft. IN 14 games Siemian went 289-for-486 for 3,401 yards, 18 TDs and 10 INTs.

In Dennison's lone season with Baltimore (2014) and only season coaching QBs, Joe Flacco established career highs in passing yards (3,986) and TD passes (27) and posted a combined 8 games with a passer rating above 100.0 while being sacked just 19 times—29 fewer than the previous year.

In Houston (2010-13), Texans running backs produced an NFL-best 29 individual 100-yard rushing performances, including 24 by Arian Foster, who was named an AP All-Pro selection 3 times in his 4 years under Dennison. During the 2012 season, 7

of Houston's 11 starters on offense were Pro Bowlers.

His first stint as an NFL offensive coordinator came with the Broncos (2006-08). Their offense ranked 7th in the NFL (350.5 yards per game) as Dennison oversaw 1 of just 2 units in the league to rank in the top 10 in both passing and rushing. He previously worked as the team's offensive line coach (2001-05) and special teams coach (1997-2000). From 2001-05 Denver led the NFL in rushing in that 5-season span, averaging 145.6 yards per game on the ground and 2,328 yards per season on average.

During his tenure as special teams coach in Denver the club won consecutive Super Bowls, topping Green Bay for the Super Bowl XXXII title and following it up in John Elway's final game with a Super Bowl XXXIII victory over Atlanta.

Dennison originally joined the Denver staff in 1995 after spending the previous 3 years coaching at the high school level for Suffield (Conn.) Academy. He worked for 2 years in Denver as an offensive assistant (1995-96) before being promoted to special teams coach the next season.

Undrafted out of Colorado State University, Dennison played 9 seasons at LB for the Broncos, appearing in 128 games (52 starts) and totaling 514 tackles, 6.5 sacks, 4 interceptions, 6 forced fumbles and 3 fumble recoveries. He participated in 3 Super Bowls as a player and was the team's recipient of the Ed Block Courage Award in 1989.

At CSU, he earned 3 varsity letters and was named a 2nd-team Academic All-American as a senior. Dennison earned 2 degrees in civil engineering from CSU, first his bachelor's in 1979 and later his master's degree in 1982.

A native of Kalispell, Montana, Dennison attended Rocky Mountain High School in Fort Collins, CO, lettering in football, basketball and baseball.

Dennison and his wife, Shannon, have 3 sons, Joseph, Steven and Trey, and twin daughters, Abrynn and Allie. His son, Joseph, is married to Hayley and the couple has 2 sons, Brodrick John Dennison, Ezekiel George Dennison and expecting a 3rd.

DENNISON'S BACKGROUND

Playing

1976, 78-79 Colorado State // Tight End/Wide Receiver
1982-90 Denver Broncos // Linebacker

Coaching

1992-94 Suffield (CT) Academy // Assistant Coach
1995-96 Denver Broncos // Offensive Assistant
1997-2000 Denver Broncos // Special Teams
2001-05 Denver Broncos // Offensive Line
2006-08 Denver Broncos // Offensive Coordinator
2009 Denver Broncos // Offensive Line
2010-13 Houston Texans // Offensive Coordinator
2014 Baltimore Ravens // Quarterbacks
2015-16 Denver Broncos // Offensive Coordinator
2017 Buffalo Bills // Offensive Coordinator
2018 New York Jets // Offensive Line/Run Game Coordinator
2019 Minnesota Vikings // Offensive Line

WALKING THE WALK, TALKING THE TALK

The Vikings 2019 coaching staff has a trio of accomplished former NFL players in the ranks- Rick Dennison, Jerry Gray and Gary Kubiak along with former practice squad player Robert Rodriguez.

Gray earned 4 Pro Bowl berths as an LA Rams CB from 1986-89 after being selected in the 1st Round from Texas as a player for the Rams in 1985. He played 1985-91 in LA, 1992 in Houston and 1993 in Tampa Bay.

Rick Dennison played 1982-90 in Denver, starting 52 of his 128 career games at LB. He was in 3 Super Bowls as a player for the Broncos laid the foundation for his coaching career.

Gary Kubiak played QB in Denver from 1983-91, playing in 119 games and helping the club to 3 Super Bowl berths. Kubiak parlayed his experience into a coaching career that included head jobs at Denver and Houston.





RYAN FICKEN

ASSISTANT SPECIAL TEAMS

COACHING EXPERIENCE: 16TH SEASON

NFL EXPERIENCE: 13TH SEASON

VIKINGS EXPERIENCE: 13TH SEASON

Ryan Ficken enters his 13th season with the Vikings in 2019 and will return as the club's Assistant Special Teams coach for the 7th season. Previously, Ficken worked with the Vikings WRs from 2009-12.

The 2018 Vikings were forced to change specialists in-season when veteran Dan Bailey came on to handle the kicking duties starting in the 3rd week of the season. Matt Wile took over the punting job in the week of the 2018 opener and turned in the 2nd-best net punting average in team history (41.5 yards), finishing .3 behind a record that has stood since 1964. Veteran punt return man Marcus Sherels averaged 12.0 yards per return for the season and notched a 116-yard day vs. Miami (12/16), the 2nd-best day in team history behind his own 119-yard record. His 6 returns of 20+ yards tied for 2nd in the NFL in 2018 and his 12.0 avg. was 6th-best in the league.

Veterans led the way for the Vikings special teams units in 2017. Kai Forbath finished 10th in the NFL in scoring (130) and tied for 9th in the NFL with 32 successful field goals. Forbath earned NFC Special Teams Player of the Week honors with a career-high 6 FGs vs. Baltimore (10/22/17), the only game in his career with multiple 50+ yard FGs. Forbath also kicked the game-winning 26-yard FG at Chicago (10/9/17). His 53-yard FG in the NFC Divisional Playoff vs. New Orleans (1/14/18) was the longest playoff FG in team history. Punter Ryan Quigley tied an NFL record with allowing 0 touchbacks on any of his punts during the regular season. Pro Football Focus listed the Vikings as the top special teams group in the NFL in 2017.

The 2016 Vikings special teams units had 3 return TDs and KR Cordarrelle Patterson earned his 2nd Pro Bowl honor of his career. Patterson led the NFL with a 31.7 return avg., becoming the 1st NFL player to lead the league in average 3 times in a career. He scored on a 104-yard KOR vs. Arizona, his 5th career return score, matching the Vikings career record. Sherels notched 2 PR TDs- 54 yards at Carolina and 79 yards vs. Houston- becoming the 1st player in Vikings history to score 2 in a season and giving him a Vikings-record 5 career PR TDs. Punter Jeff Locke tied the Vikings record by landing 34 punts inside the 20 and became the 1st punter in team history to boot a pair of 70+ punts in a season.

In 2015, the Vikings special teams units were once again among the NFL's best. For the 2nd time in 3 years, the Vikings led the NFL in kick return average. Patterson led the way with a 31.8 kick return average. He also tied for the NFL lead in KR TDs with 2. Patterson was selected as an All-Pro by the PFWA. Sherels took back his franchise-best 3rd PR for a TD when playing at Chicago (11/1/15). He earned NFC Special Teams Player of the Week honors for his performance against the Bears.

In 2014, the Vikings kick return unit ranked 2nd in the NFL in starting position at the 25.1 yard line. The opponents' kickoff return average was 4th-lowest in the league with only a 20.7 kick return average. During Week 13 vs. Carolina (11/30/14), the Vikings punt block unit moved into the NFL record books for becoming just the 5th team in NFL history to block 2 punts and return both for TDs in the same game. It was the 1st time in team history with 2 blocked punt TDs and the 1st blocked punt TD since 1986. Thielen blocked the 1st punt and returned it 30 yards for the TD, becoming only the 4th Viking to block, recover and score in team history and the 1st since 1973. 2 drives later, LB Jasper Brinkley blocked another punt and DE Everson Griffen scooped up the ball and returned it 43 yards for the TD, the longest blocked punt return TD in team history. Thielen won NFC Special Teams Player of the Week honors for his performance. Safety Andrew Sendejo led the team with 13 special teams tackles and also set a team record for the longest rush on a fake punt when he gained 48 yards to set up a Vikings TD at Chicago (11/16/14).

Ficken's 1st season as the special teams assistant, 2013, was a record-breaking year. The Vikings showcased the #1 KR

man in the NFL, Patterson, and the #2 PR man, Sherels. Patterson was named 1st-team All-Pro and selected to the Pro Bowl after his record-breaking season. Patterson was also named NFC Special Teams Player of the Month for September and NFC Special Teams Player of the Week for Week 8 vs. Green Bay. The rookie broke the Vikings single-season kick return record with 1,393 kick return yards, on 43 returns, and a 32.4 return average with 2 KR TDs, leading the NFL in all categories. The 32.4 KR average is 4th-highest in the NFL since the 1970 merger and highest since 1985. Patterson's 109-yard KR TD (10/27/13 vs. GB) was the longest kick return in NFL history. Sherels set the team record with a 15.2 PR average, good for 2nd in the NFL. Sherels returned 22 punts for 335 yards with a long return of 86 yards for a TD against the New York Giants (10/21/13), the 2nd PR TD of his career. Sherels recorded 119 punt return yards against the Giants, a Vikings record.

The 2012 Vikings battled injuries to the receiving corps throughout the season but Ficken helped the team go 10-6 and earn a Wild Card playoff berth. Leading receiver Percy Harvin missed the final 7 games of the season with injury but hauled in 62 catches in 9 games for a 6.9 receptions per game average.

In 2011, Harvin set career highs in receptions with 87, receiving yards with 967, and tied a career high with 6 receiving touchdowns. His 87 receptions was also ranked 6th in the NFL.

Harvin improved on his rookie season in 2010. He became the youngest player in franchise history to lead the team in receiving with 871 yards on 71 catches and 5 TDs.

In 2009, WRs Sidney Rice and Harvin had breakout seasons for the Vikings. Both players were honored as Pro Bowlers, and Harvin became the 2nd Viking in 3 seasons to be named NFL Offensive Rookie of the Year. Rice developed as a playmaker and became only the 3rd Vikings WR to post a 1,300-yard receiving season. Harvin tied for the NFL lead among rookies in receptions and yards and ranked 2nd in team history with 60 catches as a rookie.

In 2008, Adrian Peterson led the NFL with 1,760 yards rushing and Chester Taylor led all NFL RBs with 25 catches on 3rd down. Peterson became the 1st Vikings RB to lead the NFL in rushing, and Taylor's 45 catches were a career high.

The 2007 Vikings offense ranked #1 in the NFL in rushing offense. Peterson had a legendary rookie year, including breaking the NFL's single-game rushing record after going for 296 yards against San Diego on 11/4/07 and earning NFL Offensive Rookie of the Year. Peterson finished with 1,341 yards, 12 TDs and was named the Pro Bowl MVP.

Ficken served as an offensive graduate assistant with UCLA in 2006. He worked extensively with Jim Colletto and the offensive line. Ficken broke down opponents' game film, gave opponent reports to the offensive staff and coached the defensive scout team.

Ficken earned his bachelor's degree in business administration from ASU. He was a member of the Sun Devils football team for 2 seasons and received the Scholar-Athlete Award and was a member of Gamma Beta Phi, the National Scholastic Honor Society.

Ficken is currently finishing graduate school to obtain his master's in comparative education at UCLA. Ficken and wife, Andrea, have two children, son, Wyatt, and daughter, Gianna.

FICKEN'S BACKGROUND

Player

1998-99..... Arizona State University // WR

Coach

2004-05..... UCLA // Defensive Assistant

2006..... UCLA // Offensive Assistant

2007-08..... Minnesota Vikings // Assistant RB

2009-12..... Minnesota Vikings // Assistant WR

2013..... Minnesota Vikings // Assistant Special Teams



JERRY GRAY

DEFENSIVE BACKS

COACHING EXPERIENCE: 25TH SEASON

NFL EXPERIENCE: 32ND SEASON (23 COACHING, 9 PLAYING)

VIKINGS EXPERIENCE: 6TH SEASON

Now in his 3rd decade in the NFL as a coach and player, Jerry Gray's experience has helped rebuild the Vikings defense to one of the top units in the NFL. Led by All-Pro talents CB Xavier Rhodes and S Harrison Smith, the Vikings DBs feature 4 secondary members drafted in the 1st round in CB Mike Hughes (#30, 2018), CB Trae Waynes (#11, 2015), Rhodes (#25, 2013) and Smith (#29, 2012).

Gray has served as a defensive coordinator twice, with the Buffalo Bills (2001-05) and Tennessee Titans (2011-13), and played for 9 seasons as a standout DB. Gray has also tutored the DBs for the Seattle Seahawks (2010), Washington Redskins (2006-09) and Titans (1999-2000). Gray has 6 times contributed to a top-10 scoring defense during his coaching career. The Vikings represented the #1 scoring defense and total defense in 2017, surrendering just 15.8 points per game.

The 2018 Vikings ranked #4 in the NFL in total defense and #4 in scoring defense, the 3rd straight season finishing in the NFL's top 5 in each category. The club was represented in the Pro Bowl by Smith for the 4th straight year and he was a 2nd-team AP All-Pro selection. The Vikings DBs showed their varied talents throughout the season and helped the team rank #1 in the NFL in 3rd-down conversions allowed (30.5%) for the 2nd straight year. Mackensie Alexander tied a team record with 4.0 sacks by a DB while Smith added 3.0. Hughes returned his 1st career INT for a TD in the season opener vs. San Francisco before suffering a season-ending knee injury in the 6th game of the season and ending a promising rookie campaign. Anthony Harris stepped in at safety, started a career-high 8 games and tied for the team lead with 3 INTs, the first 3 of his career.

In 2017, the Vikings ranked as the #1 total defense, allowing 275.9 yards per game, while surrendering just 15.8 points per game as the #1 ranked scoring defense. The secondary helped hold opponents to 192.4 passing yards per game, ranked 2nd best in the NFL. The unit was led by All-Pro selections Smith (1st team) and Rhodes (1st team CB, 2nd team DB), marking the first time since 1988 that the Vikings had two DBs earn First-team All-Pro honors in the same season. Both Smith and Rhodes were also selected to the Pro Bowl in 2017.

The Vikings defense ranked #3 in total defense, #6 in the NFL in 2016 in takeaways with 27 and snared 14 INTs. Rhodes and Smith gave the Vikings their 1st CB/S duo in the Pro Bowl since Audray McMillian (CB) and Todd Scott (S) in 1992. Rhodes led the team with 5 INTs on the season and set a team record for longest INT return in club history with a 100-yard score vs. Arizona (11/20), earning his 1st career NFC Defensive Player of the Week honors for the game.

The 2015 Vikings won the NFC North and hosted a Wild Card Playoff game, highlighted by a stingy defense that jumped to #5 in the NFL in points allowed at 18.9 after ranking #11 in 2014. In addition to Smith receiving Pro Bowl honors, CB Terence Newman was named NFC Defensive Players of the Week following his 2-INT performance at Oakland.

In Gray's 1st season guiding the Vikings DBs, the unit improved in a number of statistical categories, jumping from 31st in passing yards per game in 2013 to 7th during the 2014 campaign. Additionally, the Vikings DBs recorded 12 interceptions during the 2014 campaign, doubling their 2013 total of 6. The Vikings defense posted the league's largest defensive improvement from 2013 to 2014 as the unit allowed 113 fewer points under this coaching staff than it did in 2013.

Smith had a career year with the help of Gray and was the only player in the league to record 3+ interceptions and 3+ sacks, the 4th time in team history a Vikings DB has recorded 3 or more sacks and 3 or more interceptions in a season, the first time since Williams did so in 2003. Smith led the Vikings

with 120 total tackles, breaking LB Chad Greenway's streak of 6 consecutive seasons leading the team in tackles, becoming the first Vikings DB to lead the team in tackles since DB Corey Chavous posted 108 total tackles in 2003.

While coaching the DBs in Tennessee, Gray helped 2nd-year CB Samari Rolle and veteran S Blaine Bishop earn Pro Bowl and All-Pro honors in 2000 while the unit ranked 1st in the NFL in fewest passing yards and total yards allowed.

Following his 1st stint with Tennessee, Gray was named the Bills defensive coordinator. His defenses in 2003 and 2004 both ranked 2nd in the NFL for yards allowed and each were rated in the top 10 in points allowed. In 2004 his defense led the NFL in takeaways (39) and ranked 3rd in sacks (45).

Under Gray's tutelage as the secondary coach for the Redskins, S Sean Taylor grew into one the NFL's best young defenders and earned Pro Bowl honors in 2006. Taylor tragically passed during the 2007 season and was selected to the Pro Bowl and selected All-Pro in 2007 posthumously. During his lone season in Seattle, Gray helped rookie S Earl Thomas to an impressive debut, starting all 16 games and grabbing 5 interceptions.

A year after retiring as a player, Gray received his 1st coaching job with Southern Methodist as the secondary coach. After a 2-year stint with SMU, Gray was hired by the Tennessee Oilers as the defensive quality control coach while the team played in Memphis in its 1st season relocated from Houston.

As a player, Gray was a 4-time Pro Bowler (1986-89) and twice earned 2nd-Team All-Pro honors from the AP (1986, '89) during his 9-year NFL career as a CB. Gray, who finished with 28 career interceptions, was named the NFL's Defensive Back of the Year by the NFLPA in 1989 and won Pro Bowl MVP honors in 1990. Gray was a 1st-round selection (21st overall) by the LA Rams out of the University of Texas in 1985. Gray was the 3rd DB selected in the 1985 Draft and part of a 1st round that year that included future Hall of Famers Bruce Smith, Chris Doleman and Jerry Rice.

While at Texas, Gray was a 2-time consensus All-American and 2-time Southwest Conference Defensive Player of the Year as a S. Gray currently ranks 3rd all-time in Longhorn history with 16 career interceptions. Gray recorded 7 interceptions during the 1984 season, the 2nd most in a single season in school history. Gray was named to the Texas All-Time Team and All-Decade Team for the 1980s. Gray was inducted to the College Football Hall of Fame in 2013, becoming the 17th Longhorns player to make it into the Hall of Fame. A native of Lubbock, Texas, Gray and wife Sherry have two sons - Jeremy, who played football at SMU and currently serves as a Vikings Pro Scout, and Jayden. Gray started the Jerry Gray Foundation in 2002, providing scholarships to the underprivileged to attend college and actively support youth in Lubbock.

GRAY'S BACKGROUND

Player

1981-84	University of Texas	//	DB
1985-91	Los Angeles Rams	//	DB
1992	Houston Oilers	//	DB
1993	Tampa Bay Buccaneers	//	DB

Coach

1995-96	Southern Methodist	//	DBs
1997-98	Tennessee Oilers	//	Defensive Quality Control
1999-00	Tennessee Titans	//	DBs
2001-05	Buffalo Bills	//	Defensive Coordinator
2006-09	Washington Redskins	//	DBs
2010	Seattle Seahawks	//	DBs
2011-13	Tennessee Titans	//	Defensive Coordinator
2014-	Minnesota Vikings	//	DBs



JEFF HOWARD

DEFENSIVE ASSISTANT/ASSISTANT DEFENSIVE BACKS

COACHING EXPERIENCE: 13TH SEASON

NFL EXPERIENCE: 7TH SEASON

VIKINGS EXPERIENCE: 7TH SEASON

Entering his 7th season with the Vikings in 2019, Jeff Howard will assist the coaching staff with preparation and have a hands-on role on the defensive side of the ball, specifically helping the DB corps.

The 2018 Vikings ranked #4 in the NFL in total defense and #4 in scoring defense, the 3rd straight season finishing in the NFL's top 5 in each category. The club was represented in the Pro Bowl by Smith for the 4th straight year and he was a 2nd-team AP All-Pro selection. The Vikings DBs showed their varied talents throughout the season and helped the team rank #1 in the NFL in 3rd-down conversions allowed (30.5%) for the 2nd straight year.

The 2017 Vikings 13-3 regular-season record was the 2nd best in the history of the franchise (15-1, 1998). The Minnesota Vikings defense led the NFL in yards per game allowed (275.9) for the 1st time since 1993 and also led the league allowing 15.8 points per game in the regular season. The Vikings defense limited opponents to 83.6 rushing yards per game (2nd in the NFL) and 3.6 yards per rush (5th in the NFL). Minnesota held opponents to 192.4 passing yards per game, 2nd in the NFL, making them the only defense in the NFL to rank in the top 3 in both rushing yards per game and passing yards per game. The defense also held opponents to a 25.2% (51/202) 3rd-down conversion rate, the best mark in the NFL.

The 2016 Vikings climbed to #3 in the NFL in total defense, the highest ranking since 1993, and ranked #5 in scoring defense, allowing 18.7 points per game. The club finished with an 8-8 mark. Minnesota ranked tied for 4th in the NFL with 41.0 sacks on the season and tied for 7th in the NFL with 27 takeaways.

The Vikings defense in 2015 continued to improve in every statistical category, helping Minnesota to its 1st playoff berth since 2012. Howard aided the Viking defense, which allowed

the 5th-fewest point (18.9 ppg) during the 2015 regular season and forced 22 turnovers, jumping from 25th in the league in turnovers in 2014 to 19th in 2015.

During the 2014 season, the Vikings defense improved from 32nd in points per game in 2013 to 13th in points per game in 2014. Minnesota also improved its passing yards per game from 31st in the league in 2013 to 7th in 2014. From 2013 to 2014, the Vikings allowed 113 fewer points, the largest scoring defense improvement in the NFL.

Howard transitioned from his on-field playing days at Eastern New Mexico, where he earned All-American honors for his play and academics, to coaching at Odessa Permian HS in Odessa, TX. Howard was on staff from 2007-10, during which he assisted the secondary and LBs before becoming the defensive coordinator in 2009-10. Howard was on the Texas Tech staff from 2011-12, serving in the defensive quality control role in 2011 and coaching the safety position in 2012.

Howard played LB for Eastern New Mexico from 2001-04 and was a 4-time Academic All-Lone Star Conference member. Howard earned 1st Team All-Lone Star Conference honors as a LB in 2003-04 while capping his career by being named a 2004 AFCA Division II All-American and graduating Cum Laude with degree in biology and chemistry. Howard had his jersey retired by Eastern New Mexico in 2006 and entered ENMU Hall of Honor in 2011.

HOWARD'S BACKGROUND

Player

2001-04 Eastern New Mexico // LB

Coaching

2007-10 Odessa Permian (TX) HS // Assistant DBs/LBs

2011-12 Texas Tech // Defensive Quality Control/DBs

2013- Minnesota Vikings // Def. Asst.- LBs, DBs



ANDREW JANOCKO

ASSISTANT OFFENSIVE LINE

COACHING EXPERIENCE: 9TH SEASON

NFL EXPERIENCE: 7TH SEASON

VIKINGS EXPERIENCE: 5TH SEASON

Andrew Janocko enters his 5th season with the Vikings and 7th in the NFL in 2019.

The 2018 season was a difficult campaign for the linemen as they struggled to overcome the death of line coach Tony Sparano just days before the start of training camp. The line dealt with injuries and working in new players during the season but still protected newly-acquired QB Kirk Cousins as he set a team record for completions (425), posted the 2nd-best completion mark in team history (70.1%) and threw for the 2nd-most yards by a Viking (4,298). The emergence of 2nd-year RB Dalvin Cook late in the season helped balance the Vikings offensive attack and Cook earned his 1st career NFC Offensive Player of the Week award for his game vs. Miami (12/16) when he had a career-best 163 yards from scrimmage (136 rushing) and scored 2 rushing TDs.

The 2017 Vikings offensive line was a key to the club going 13-3, winning the NFC North title and advancing to the NFC Championship Game. The complete overhaul of the line included signing a pair of free agents- LT Riley Reiff and RT Mike Remmers, drafting C Pat Elflein (3rd Round) and elevating LG Nick Easton to the full-time starting role with veteran RG Joe Berger moving from center the previous season. The new lineup performed well quickly and paved the way for several offensive players to have career years, highlighted by QB Case Keenum.

Keenum posted an 11-3 mark as the starter in replacement of Sam Bradford. Keenum's 98.3 passer rating for the season was the 5th-best in team history, his 67.6% completion rate was the 2nd-best in the NFL and 4th-best in Vikings history for a season. The linemen gave the QBs protection and also established a force at the offensive line in the run game as team navigated injuries in the backfield to end the season with 3 RBs who carried the load at different times. Rookie sensation Dalvin Cook set a team record for rookies with 288 yards in the opening 3 games of the season but was lost to injury for the season in the 4th game. Cook's production was replaced by the duo of Latavius Murray (842, 8) and Jerick McKinnon (574, 3) who combined for 1,412 yards and 11 rushing TDs. The Vikings jumped from #32 in the NFL in rushing in 2016 to #7 in 2017 and climbed from #28 in total offense to #11.

In 2016, Janocko helped the Vikings offense that had to navigate numerous injuries along the offensive line but benefitted from newly-acquired QB Sam Bradford as he set the NFL record for completion percentage in a season at 71.6%. Janocko worked with the Vikings TEs and the group was led by veteran Kyle Rudolph, who set the Vikings record for receptions in a season by a TE with 83 and tied the club record for catches in a game by a TE with 11 vs. Chicago (1/1/17) in the regular season finale.

In addition to his work on the offensive game plan through-

out the week, Janocko also conducts scout team meetings and coaches the scout team regularly during practices. His preparations with the scout team served the Vikings 1st-team offensive and defensive units daily throughout the 2015 season. As part of the offensive coaching staff in 2015, Janocko helped aid a unit that ranked 5th in the NFL in total rushing, headlined by Adrian Peterson's league-leading 1,485 rushing yards.

Janocko arrived in Minnesota after coaching QBs at Division II Mercyhurst during the 2014 season. At Mercyhurst, Janocko guided Brendan Boylan to 3 Pennsylvania State Athletics Conference West Division Offensive Player of the Week honors and a Division II National Player of the Week honor. Boylan started the season as the backup in Janocko's quarterback group but took over the starting job in the 3rd game of the season and helped lead the Lakers to a 7-1 record as a starter. Boylan finished the season 192-of-319 (60.2 percent) for 2,952 yards, 29 TDs and 8 INTs.

From 2012-13, Janocko received his first experience coaching at the NFL level when he served as an offensive assistant with the Tampa Bay Buccaneers. While in Tampa Bay, Janocko was responsible for working with then-Head Coach Greg Schiano and Offensive Coordinator Mike Sullivan in coordinating practice schedules and breaking down film. In 2012, Janocko had a hands-on role with the quarterbacks and kick returners before

working with WRs and KRs in 2013.

Janocko served as a graduate assistant under Schiano at Rutgers in 2011 working with the QB unit.

A 3-year letter winner at Pitt, Janocko served as a backup QB and holder on special teams. Janocko spent his 1st 2 seasons as a walk-on before earning a scholarship his final 2 seasons. A 3-time member of the Big East All-Academic Team, he graduated from Pitt in 2010 with a degree in history and minor in political science.

A native of Clearfield, PA., Janocko was the starting QB at Clearfield Area High School, where his father, Tim, served as the head coach. He led the school to a pair of district championships and was a 2-time Pennsylvania Football News All-State honoree. Janocko (juh-Noe-co) is married to Natalie and resides in Minneapolis.

JANOCKO'S BACKGROUND

Player

2006-09.....University of Pittsburgh // QB

Coaching

2011.....Rutgers // Graduate Assistant

2012-13.....Tampa Bay Buccaneers // Offensive Assistant

2014.....Mercyhurst // Quarterbacks

2015-16.....Minnesota Vikings // Quality Control-Offense

2017-.....Minnesota Vikings // Assistant Offensive Line



GARY KUBIAK

ASSISTANT HEAD COACH/SENIOR OFFENSIVE ADVISOR

COACHING EXPERIENCE: 28TH SEASON

NFL EXPERIENCE: 35TH SEASON (9 PLAYING, 26 COACHING)

VIKINGS EXPERIENCE: 1ST SEASON

Entering his 1st season as the Assistant Head Coach/Offensive Advisor, Gary Kubiak brings 24 years of coaching experience to the Vikings staff, including 10 as an NFL head coach. Appearing in 9 conference championship games and 7 Super Bowls as a player or coach, Kubiak has been part of 4 World Championship staffs during his career, most recently as the Head Coach of the Denver Broncos in Super Bowl 50.

Before leading Denver to a Super Bowl victory in his initial season as head coach in 2015, he served as the offensive coordinator for the back-to-back Super Bowl-champion Broncos in 1997-98 and as the QBs coach for the 49ers' Super Bowl winning team in 1994.

The Broncos' 24-10 win over Carolina in Super Bowl 50 made Kubiak just the 4th head coach in NFL history to win a World Championship in his 1st year as head coach of a team. After appearing in 3 Super Bowls for Denver in the late 1980s as a player, Kubiak also became the 1st individual to win a Super Bowl as the Head Coach and as a player for the same team.

Over the course of his 24 years coaching in the NFL, Kubiak's offensive acumen has helped 35 players to a combined 69 Pro Bowl selections, including Pro Football Hall of Famers John Elway, Shannon Sharpe, Terrell Davis, Gary Zimmerman and Steve Young.

In his 10 seasons as a head coach - 8 with Houston (2006-13) and 2 with Denver (2015-16) - Kubiak compiled a 82-75 (.522) regular-season record and a 5-2 (.714) postseason mark. His 319 combined wins as an NFL player (81), assistant coach (151) and head coach (87) rank 2nd among active head coaches when he retired from coaching following the 2016 season.

In 2015, Denver's 1st season with Kubiak at the helm, the Broncos finished the regular season with a 12-4 record, capturing a 5th consecutive AFC West Division title and the conference's No. 1 seed. Kubiak navigated the Broncos through a difficult schedule, leading Denver to wins in an NFL-record 11 games that were decided by 7 points or less, including 3 comeback wins of 14+ points against playoff teams—the most in a single season in NFL history.

Despite a midseason injury to future Hall of Famer Peyton Manning, the Broncos' offense continued its winning formula under Kubiak. Denver went 5-2 in QB Brock Osweiler's 1st 7

career starts before Manning returned in Week 17 to lead the Broncos' Super Bowl run.

Following Manning's retirement after the 2015 season, Kubiak guided Denver to a 9-7 record behind 1st-year starting QB Trevor Siemian, a 7th-round draft pick (#250) in the 2015 NFL Draft. In 14 games Siemian went 289-for-486 for 3,401 yards, 18 TDs and 10 INTs.

Before returning to Denver as its head coach, Kubiak spent the 2014 season as Baltimore's offensive coordinator, where he oversaw one of the NFL's most improved and explosive units, helping the Ravens advance to the AFC Divisional Playoffs. His offense posted the 3rd-largest overall yardage improvement (+57.5 ypg) in the NFL from the previous season and recorded nearly 50 percent more explosive plays (74 plays of 20+yards) from the year before he arrived.

Kubiak spent 2006-13 as the Texans' Head Coach, leading the franchise to a 61-64 (.488) regular-season record and a 2-2 (.500) mark in the playoffs. In 2011 he led the Texans to a 10-6 record and the franchise's 1st AFC South Division title, postseason berth and playoff win.

Kubiak followed that up with a 12-4 record in 2012—the most victories ever by a Texans squad—as the team featured an AFC-best 9 Pro Bowl selections and won its 2nd consecutive division crown and AFC Wild Card Playoff Game.

Inheriting the NFL's 30th-ranked offense when he arrived in Houston in 2006, Kubiak led the unit to a Top-7 NFL finish in 4 of his 8 seasons as head coach. The Texans ranked 2nd in the league in total offense (383.9 ypg) during a 3-year stretch from 2008-10 when the club featured the NFL's leading receiver (WR Andre Johnson, 2008, '09), passer (QB Matt Schaub, 2009) and rusher (RB Arian Foster, 2010).

Before his time in Houston, Kubiak spent 11 years (1995-2005) as the Broncos' offensive coordinator under Mike Shanahan, helping Denver lead the NFL in scoring (24.8 ppg) and total yards (360.3 ypg) during that span. In addition to his offensive coordinator duties, Kubiak also coached QBs for his first 8 seasons (1995-02) in Denver, including a 4-year period from 1995-98 in which Elway ranked 2nd in the NFL in TD passes (101) and 4th in passing yards (13,739).

Denver's offense featured the league's most potent rush-

ing attack during Kubiak's 11 seasons, averaging 141.5 yards per game. Among the Broncos' NFL-best 5 individual 1,000-yard rushers in that period was Terrell Davis, who in 1998 became the 4th player in NFL history to rush for 2,000 yards (2,008) en route to earning *Associated Press* NFL MVP honors.

An instrumental part of Denver's Super Bowl championship teams in 1997 and '98, Kubiak helped guide a dynamic Broncos offense led by All-Pro Elway (QB), Davis (RB), Sharpe (TE), Zimmerman (T) and Rod Smith (WR). Davis was named MVP of Super Bowl XXXII in 1997 and Elway received Super Bowl XXXIII MVP honors in 1998 after his final NFL game.

Following the retirement of Elway, Kubiak's offense continued its production behind starting QBs Brian Griese (1999-2002) and Jake Plummer (2003-05). Griese was named to the Pro Bowl in 2000, and Plummer turned in the franchise's 1st 4,000-yard passing season in 2004 before leading Denver to a 13-3 record and an appearance in the AFC Championship Game in 2005.

Smith and fellow WR Ed McCaffrey combined for 11 of the Broncos' 15 seasons of 1,000-yard receiving production from 1995-2005 to represent the most prolific receiving duo in franchise history. Pro Bowl running back Clinton Portis joined Davis and other previously unheralded runners Olandis Gary, Mike Anderson and Reuben Droughns as 1,000-yard rushers in Kubiak's offense.

Kubiak's 1st NFL job came with San Francisco, where he coached QBs for the Super Bowl-champion 49ers during the 1994 season under head coach George Seifert and offensive coordinator Mike Shanahan. San Francisco led the NFL with a club-record 505 points (31.6 ppg) during Kubiak's year in the Bay Area as Steve Young received Most Valuable Player recognition from the *Associated Press* and earned Super Bowl XXIX MVP honors.

Selected out of Texas A&M by the Broncos in the 8th round (197th overall) of the 1983 NFL Draft, Kubiak appeared in 119 regular-season games during his 9-year playing career in Denver. He finished his Broncos career completing 173-of-298 passes (58.1%) for 1,920 yards with 14 TDs and 16 INTs and was part of Denver's 5 division titles, 4 AFC Championship appearances and 3 Super Bowl berths from 1983-91.

After retiring from the NFL following the 1991 season, Ku-

biak coached running backs at his alma mater, Texas A&M, from 1992-93. During his 2 seasons in College Station, the Aggies posted a 22-3 record and played in back-to-back Cotton Bowls. Kubiak's star pupil at Texas A&M, Greg Hill, was a 1st-round pick by Kansas City in 1994.

As a QB at Texas A&M, Kubiak earned All-Southwest Conference honors as a senior in 1982 and was invited to play in the Blue-Gray and Hula Bowl all-star games. He set conference records for single-game touchdown passes (6 vs. Rice) and completion percentage (90.5% / 19-for-21 vs. Arkansas) during his junior season. Kubiak earned his degree from Texas A&M in physical education.

At St. Pius X High School in his native Houston, Kubiak was an all-state, all-district and All-America selection after setting the state career passing record with 6,190 yards. He lettered 4 years in football, basketball and baseball and received all-state honors in all 3 sports as a junior and senior. Kubiak also was a 2-time all-state performer in track and was recognized for his outstanding prep accomplishments with induction into the prestigious Texas High School Sports Hall of Fame in March 1999.

Born in Houston on Aug. 15, 1961, Kubiak and his wife, Rhonda, have 3 sons: Clint, who coaches QBs for the Vikings; Klay, who works as the head coach for the Strake Jesuit Prep school in Houston, TX; and Klein, an area scout for Dallas.

KUBIAK'S BACKGROUND

Playing

1979-82 Texas A&M // Quarterback
1983-91 Denver Broncos // Quarterback

Coaching

1992-93 Texas A&M // Running Backs
1994 San Francisco 49ers // Quarterbacks
1995-2002 Denver Broncos // Offensive Coord. / Quarterbacks
2003-05 Denver Broncos // Offensive Coordinator
2006-13 Houston Texans // Head Coach
2014 Baltimore Ravens // Offensive Coordinator
2015-16 Denver Broncos // Head Coach
2017-18 Denver Broncos // Senior Personnel Advisor
2019 Minnesota Vikings // Asst. Head Coach/Off. Advisor



KLINT KUBIAK

QUARTERBACKS

COACHING EXPERIENCE: 10TH SEASON

NFL EXPERIENCE: 6TH SEASON

VIKINGS EXPERIENCE: 3RD SEASON

Klint Kubiak returns to the Vikings in 2019 as the club's QBs coach after previously working 2 seasons as Minnesota's Quality Control/Assistant Wide Receivers coach from 2013-14. Kubiak spent the last 3 seasons as the Offensive Assistant/ QBs coach for the Denver Broncos. A 9-year coaching veteran, Kubiak has worked 5 seasons in the NFL and 4 in the college ranks following his playing career at Colorado State University.

Most recently in 2018, Kubiak helped Denver quarterback Case Keenum throw 18 TDs and a career-high 3,890 yards in Keenum's 1st season with the team, despite wide receivers Emmanuel Sanders (injury) and Demaryius Thomas (traded) missing several games.

During the 2017 season, Kubiak assumed responsibilities as the primary quarterbacks coach for the final 6 weeks of the regular season. In Kubiak's 1st year with Denver in 2016, current Vikings quarterback Trevor Siemian and Paxton Lynch combined to throw for nearly twice as many touchdowns (20) as interceptions (11) while accounting for 3,898 passing yards.

Siemian made 24 starts over the course of 2 seasons working alongside Kubiak, going 13-11 and completing 495 passes for 5,686 yards and 30 TDs. Kubiak also worked with Kyle Sloter in Denver during the 2017 preseason before the Vikings acquired the QB at the start of the 2017 season.

Before coming to Denver, Kubiak instructed WRs at the University of Kansas in 2015.

A quality control/assistant wide receivers coach for the

Minnesota Vikings from 2013-14, Kubiak worked for 1st-year head coach Mike Zimmer 2014, and worked alongside Vikings offensive coordinator Kevin Stefanski, who coached Minnesota's QBs and TEs in those seasons.

Kubiak started his coaching career at Texas A&M University as a quality control/offense coach from 2010-11 and as a graduate assistant/inside receivers coach in 2012. During his 3 years with the Aggies, Kubiak earned his master's degree in human resource development.

A 4-year letterwinner at Colorado State, Kubiak played DB for the Rams from 2005-09. He was named a team captain as a senior and was invited to play in the East-West Shrine Game. Born on Feb. 17, 1987, in Houston, Kubiak is married with children.

KUBIAK'S BACKGROUND

Playing

2005-09 Colorado State // Defensive Back

Coaching

2010-11 Texas A&M // Quality Control/Offense
2012 Texas A&M // Graduate Assistant/Inside Receivers
2013-14 Minnesota Vikings // Quality Control/Asst. Wide Receivers
2015 University of Kansas // Wide Receivers
2016-18 Denver Broncos // Offensive Asst./Quarterbacks
2019 Minnesota Vikings // Quarterbacks



BRIAN PARIANI

TIGHT ENDS

COACHING EXPERIENCE: 28TH SEASON

NFL EXPERIENCE: 27TH SEASON

VIKINGS EXPERIENCE: 1ST SEASON

Long time TE's coach Brian Pariani will begin his 1st season as the TE's coach for the Vikings in 2019, bringing the experience of coaching 3 Pro Bowl TE's and 1 Hall of Famer, and enters the season after coaching at 4 different NFL franchises.

With nearly 3 decades of coaching experience and 4 Super Bowl titles, Pariani will tutor the Vikings TE's as the club adopts a new offense for 2019. Pariani was part of Super Bowl winning clubs with San Francisco (Super Bowl XXIX) and Denver (XXXII and XXXIII) and most recently winning Super Bowl 50 to cap the 2015 season.

Pariani has been a part of some of the most prolific and balanced offenses in the league. His teams have finished in the Top 5 in total offense on 15 occasions, ranking 5th or higher in passing offense (9 times) and rushing offense (11 times) in 20 of those seasons. Pariani is reunited on the Vikings staff with Gary Kubiak, who he has coached with in Denver, Houston, Baltimore and now Minnesota.

Pariani's TE's have contributed to teams that have posted 5 different 4,000-yard passing seasons and 10 total 2,000-yard rushing campaigns during his 20 years coaching that unit.

In his 1st season back with the Broncos in 2015, Pariani oversaw a TE's group that combined for 78 receptions for 891 yards (11.4 avg.) with 4 TDs. Despite losing promising rookie Jeff Heuerman to injury prior to the season, veteran Owen Daniels and midseason acquisition Vernon Davis steadied the position along with Broncos regular Virgil Green.

Denver's passing and running outputs improved steadily throughout Denver's championship season in 2015 with the help of the team's TE's. Daniels was particularly effective in the postseason, catching a pair of touchdowns in Denver's win against New England in the AFC Championship Game. Pariani coached Baltimore's tight ends in Ravens offensive coordinator Gary Kubiak's offense in 2014, instructing a group that combined for 76 catches for 800 yards (10.5 avg.) with 5 touchdowns. The unit overcame the loss of Dennis Pitta to an early-season injury and was led by newcomer Owen Daniels, who ranked 3rd on the club with 48 receptions for 527 yards (11.0 avg.) with 4 touchdowns.

Before his arrival in Baltimore, Pariani coached TE's for the Texans during Gary Kubiak's entire 8-year tenure as head coach. During that time, Houston's offense produced the 4th-most receiving yards (8,003) in the NFL at the TE position while ranking 5th in the league in both catches (682) and receiving touchdowns (58) by that position group.

Houston's TE's were an integral part of one of the league's most balanced offensive attacks from 2008-12, as the Texans were one of just two teams to have their total offense, passing offense and rushing offense each rank in the Top 5 at least once during that span.

Under Pariani, Daniels developed into one of the league's premier TE's in his first 7 seasons with Houston, earning 2 Pro Bowl selections (2008, '12) and totaling 385 receptions for 4,617 yards (12.0 avg.) with 29 TDs—3rd only to WRs Andre Johnson and DeAndre Hopkins on the franchise's all-time receiving list in those categories.

In 2012, Daniels (62 rec.) combined with TE's James Casey (34 rec.) and Garrett Graham (28 rec.) to give the unit a combined

124 catches to set a team single-season record for that position group. Daniels earned his 2nd Pro Bowl selection that year as the Texans finished with the most wins (12) in club history and advanced to the AFC Divisional Playoffs.

Daniels' 1st Pro Bowl invite came after the 2008 season in which he totaled career highs in receptions (70) and yards (862) as the 2nd-leading receiver for the Texans' 4th-ranked passing offense (266.7 ypg).

Pariani was hired at the Texans' TE's coach in 2006 and was immediately tasked with developing Daniels during his rookie campaign. The 4th-round selection was named to the NFL All-Rookie Team after leading all 1st-year TE's with 34 catches for 352 yards (10.4 avg.) with 5 TDs.

Prior to spending the 2005 season as the offensive coordinator at Syracuse University, Pariani coached Denver's TE's for 10 years (1995-2004).

During his initial stretch with Denver, where he was a member of the club's 1997 and '98 Super Bowl Championship teams, Pariani's TE's combined for the most receptions (864) and yards (10,007) in the league among their position group in addition to ranking 2nd in the NFL with 75 TD catches.

The unit also was instrumental in assisting Denver's elite rushing attack that produced an NFL-best 140.5 yards per game from 1995-2004. During that stretch 5 different Broncos RBs topped the 1,000-yard mark, including Terrell Davis, who posted just the 4th 2,000-yard rushing season (2,008) in league history in 1998 and was named the NFL's Most Valuable Player.

Pro Football Hall of Fame TE Shannon Sharpe was named to 4 consecutive Pro Bowls (1995-98) and 3 straight All-Pro teams (1996-98) by the *Associated Press* and posted 2 of his 3 career 1,000-yard receiving seasons (1996, '97) under Pariani. TE Dwayne Carswell combined for 83 receptions for 794 yards with 7 touchdowns from 2000-01 and was rewarded with his 1st career Pro Bowl selection in 2001.

Pariani entered the NFL as a scouting assistant with San Francisco in 1990 and spent 3 additional seasons (1991-94) with the 49ers as an offensive assistant. He earned his 1st career Super Bowl ring as a member of the 1994 team that established franchise records for points (505) and touchdowns (62). San Francisco topped San Diego for the Super Bowl XXIX crown.

A political science major at UCLA, Pariani began his coaching career as a graduate assistant for his alma mater in 1989 under Head Coach Terry Donahue.

He was a 3-sport athlete (football, basketball and baseball) at Marin Catholic High School in Kentfield, Calif., and was born on July 2, 1965 in San Francisco. Pariani and his wife, Stephanie, have 2 daughters, Jessica and Gianna.

PARIANI'S BACKGROUND

Coaching

1989	UCLA // Offensive Graduate Assistant
1990	San Francisco 49ers // Scouting Assistant
1991-94	San Francisco 49ers // Offensive Coaches Assistant
1995-2004	Denver Broncos // Tight Ends
2005	Syracuse // Offensive Coordinator
2006-13	Houston Texans // Tight Ends
2014	Baltimore Ravens // Tight Ends
2015-16	Denver Broncos // Tight Ends
2019	Minnesota Vikings // Tight Ends



ANDRE PATTERSON

DEFENSIVE LINE

COACHING EXPERIENCE: 37TH SEASON

NFL EXPERIENCE: 16TH SEASON

VIKINGS EXPERIENCE: 8TH SEASON

Andre Patterson returns to lead the Vikings defensive line in 2019, his 8th season overall with the club. Patterson brings 37 years of coaching experience, 16 in the NFL, to the Vikings defensive line. He reunited in Minnesota with Head Coach Mike Zimmer, as they worked together in Dallas from 2000-2002 with the Cowboys defense and at Weber State in 1988.

Patterson earlier worked for the Vikings as the DL coach in 1998-99. Patterson has coached at each level, working as a high school head coach, 15 years as a college head coach and assistant and 15 seasons as an NFL coach.

The 2018 Vikings ranked #4 in NFL total defense and #4 in scoring defense, the 3rd straight season finishing in the top 5 of both categories. The team led the NFL in 3rd-down defense for the 2nd straight season, limiting teams to 30.5% conversions on 3rd down. The Vikings talented defensive line played a key part in the performance. The unit was led by DE Danielle Hunter, whose 14.5 sacks was a team-high and he earned his 1st career Pro Bowl berth and was named 2nd-Team AP All-Pro. Hunter's breakout season spurred a defense that recorded 50 sacks, the most under Zimmer and tied for the 3rd-most in team history. The defense set a franchise record with 10 sacks vs. Detroit (11/4) and followed up later in the season with 9 sacks against Miami (12/16).

The 2017 Vikings finished the season with the #1 scoring and total defense, allowing just 15.8 points per game and 275.9 yards per game. DE Everson Griffen (3rd honor) and DT Linval Joseph (2nd honor) both earned Pro Bowl nods, while Griffen also received his 1st career All-Pro selection (2nd team). Griffen began the year with a streak of 8 straight games with a sack, tied for the longest streak to start a season in NFL history. He finished with 13.0 sacks, a career-high, and tied for 4th most in the NFL. The Vikings d-line was especially stout in the run game, surrendering just 20 runs of 10+ yards, the fewest in the NFL in 2017 and tied with the 1995 San Francisco 49ers for the fewest in the NFL since 1991. The defense held foes to a 25.2 percent 3rd down conversion rate, best in the NFL since 1991.

The Vikings defense ascended to #3 in the NFL in 2016, powered by strong and consistent play along the line. The Vikings ranked tied for 4th in the NFL with 41 team sacks, 34 coming from the defensive line, the 2nd-most as a unit in the NFL. The d-line was represented at the Pro Bowl by Griffen (2nd honor) and Joseph made his 1st appearance. Joseph notched 100 tackles on the season and 2nd-year player Danielle Hunter led the club with 12.5 sacks putting him in a tie for 3rd in the NFL.

The 2015 defensive line showcased talented veterans along with ascending youth. Griffen led the team with 10.5 sacks (4th in NFC), earning his 1st career Pro Bowl. Spelling Griffen and veteran DE Brian Robison (5.0 sacks) was Hunter, the youngest player in the NFL. Hunter, a 3rd-round selection out of LSU, ranked 2nd in the NFL for sacks by a rookie with 6.0. Hunter was named to the All-Rookie team by the PFWA. The defense ranked 5th in the NFL, only allowing 19.3 points per game.

Patterson's front 4 featured 3 new starters in 2014 with Griffen, Floyd and Joseph joining Robison and appearing in a combined 62 out of 64 games as a unit. Griffen had a career year in his 1st season starting and led the team with 12.0 sacks and 21.0 TFLs. Griffen's 12.0 sacks ranked 2nd in the NFC and 4th in the NFL for DEs. As a defensive unit, the Vikings allowed 113 fewer offensive points, the biggest improvement in the NFL in 2014.

Patterson served as the assistant head coach/DL coach in 2013 with Florida International University, his only season with FIU, working under Head Coach Ron Turner.

From 2010-2012, Patterson served as the defensive coordinator at UTEP. Patterson's most successful season at UTEP came in 2011 when the Miners recorded 10 more sacks than the previous year in 1 fewer game. Patterson was the assistant head coach/DL coach from 2008-2009 at UNLV. Patterson's highlight

win with the Rebels came in 2008 when topping the #15th-ranked Arizona State Sun Devils 23-20.

From 1997-2006, Patterson worked in the NFL mainly as a DL coach. He joined Mike Shanahan's Broncos staff for the 2005 and 2006 seasons. Patterson was a part of the 13-3 Broncos team in 2005 that reached the AFC Championship game. The defense created 36 turnovers, 5th-most in the league, and their +20 turnover differential was 2nd-best in the NFL. In 2005, the Broncos run defense allowed 85.2 ypg, 2nd-best in the NFL.

In 2003 and 2004, Patterson was the Cleveland Browns DL coach under Head Coach Butch Davis. The Browns defense finished 12th overall in points allowed in 2003.


From 2000-2002, Patterson was the Cowboys DTs coach. From the 2000-01 seasons, Dallas' run defense improved from 32nd in the NFL to 13th. The defense allowed 57.9 fewer rushing yards per game in 2001. The Mike Zimmer-led defense finished the 2001 season ranked 4th in yards allowed with 287.4. In 2002, Patterson's unit added La'Roi Glover and Patterson helped send him to his 3rd consecutive Pro Bowl.

Patterson's 1st stint in Minnesota was for the 1998-99 seasons. Patterson coached the DL during the Vikings 15-1 season in 1998 when they lost to Atlanta in the NFC Championship. The offense garnered all of the headlines, but the defense finished the season ranked 6th overall in points allowed and 11th against the run. DT John Randle earned Pro Bowl honors in 1998 under Patterson.

Starting his NFL career in 1997, Patterson joined Pete Carroll and the New England Patriots as a defensive assistant. The Patriots won the AFC East in his only season with the club. The defense allowed 289 points during the season, tied for 8th best in the NFL. The Patriots allowed the 5th-fewest rushing yards per game with 101.0 as their average.

His 1st and only collegiate stint as a head coach came at Cal Poly-San Luis Obispo from 1994-96. Patterson led his team to a League title in 1994 and was named American West Conference Coach of the Year. The 1994 season was Cal Poly's 1st season jumping to Division 1-AA. Patterson was 17-16 in his 3-year tenure at Cal Poly.

From 1992-93, Patterson was the DL coach for Washington State under Head Coach Mike Price. The Cougars went 9-3



Andre Patterson has spent 2 tenures coaching the Vikings defensive line in his career, 1998-99 and 2014-present. Patterson helped John Randle to All-Pro and Pro Bowl honors in '98 and has coached Danielle Hunter, Linval Joseph and Everson Griffen to multiple Pro Bowl and All-Pro seasons recently.

during the 1992 season and won the Copper Bowl 31-28 versus Utah. They finished ranked #15 in the country.

Patterson made a 2-year stop in the Ivy League when serving as the DL coach at Cornell from 1990-91. The 1990 Cornell team won the Ivy League Championship.

Patterson served as the defensive coordinator at Western Washington in 1989. The year before, he coached the defensive line at Weber State for the 1988 season serving under then-Defensive Coordinator Mike Zimmer. Patterson was the Head Coach as St. Monica High School in California in 1987. From 1983-86 he was the defensive coordinator at Renton High School in Washington. Patterson began his coaching career as a graduate assistant at his alma mater, Montana, in 1982.

A native of Richmond, CA, Patterson and his wife, Donna, reside in suburban Minneapolis. Their son, Andre, Jr. coaches with the Vikings and daughter, Ashmera, is a student-athlete in track and field at University of Wisconsin-Stout.

Patterson earned his bachelor's degree in Secondary Education from Montana in 1983. He played collegiately as an offensive lineman at Contra Costa College and Montana before suffering a career-ending knee injury.

PATTERSON'S BACKGROUND

Player

1980 Contra Costa College // OL
1981 Montana // OL

Coach

1982 Montana // Graduate Assistant
1983-86 Renton (WA) High // Defensive Coordinator
1987 St. Monica High // Head Coach
1988 Weber State // Defensive Line
1989 Western Washington // Defensive Coordinator
1990-91 Cornell // Defensive Line
1992-93 Washington State // Defensive Line
1994-96 Cal Poly-SLO // Head Coach
1997 New England // Defensive Assistant
1998-99 Minnesota Vikings // Defensive Line
2000-02 Dallas Cowboys // Defensive Line
2003-04 Cleveland Browns // Defensive Line
2005-06 Denver Broncos // Defensive Line
2008-09 Nevada-Las Vegas // Assistant Head Coach/DL
2010-12 Texas-El Paso // Defensive Line
2013 Florida International // Asst. Head Coach/DL
2014 Minnesota Vikings // Defensive Line



DREW PETZING

WIDE RECEIVERS

COACHING EXPERIENCE: 13TH SEASON

NFL EXPERIENCE: 7TH SEASON

VIKINGS EXPERIENCE: 6TH SEASON

Drew Petzing enters his 6th season with the Minnesota Vikings and his 1st as the WRs coach in 2019. Petzing has spent time coaching the QBs, RBs and WRs corps during his tenure with the Vikings, helping the club to a pair of NFC North titles and some record-setting individual performances. Petzing brings a diverse background from collegiate and pro football to the Vikings staff.

In 2018 Petzing worked alongside QBs coach Kevin Stefanski as free agent QB signee Kirk Cousins took over job and helped re-write the Vikings record book. Cousins in his 1st season set a franchise record with 425 completions, tied the attempts record with 606, threw for the 2nd-most yards (4,298), 2nd-highest completion rate (70.1%) and notched the 4th-highest passer rating (99.7) by a Viking in a single season.

The 2017 Vikings balance on offense was instrumental to a 13-3 regular season, the NFC North title and a berth in the NFC Championship Game. The passing game excelled with 2 QBs under center as Case Keenum replaced injured starter Sam Bradford and posted an 11-3 mark as the starter. The WR unit was led by Associated Press 2nd-Team All-Pro Adam Thielen, whose career-high 1,276 yards and 91 catches also earned him a Pro Bowl berth. His yardage ranked #5 in the NFL, #2 in the NFC. Stefon Diggs tied for the team lead with 8 receiving TDs and he set a team record as the fastest player to reach 200 career catches, accomplishing it in 40 games, 2 quicker than Moss or Percy Harvin's 42 games.

During the 2016 season the Vikings WRs found production from several players enjoying career years. Thielen had a breakout 967 yards to lead the team and joined Diggs in breaking the 900-yard mark. Diggs led the team with 84 receptions. Entering 2016, Thielen had 20 catches for 281 yards and 1 TD in his 2-year career. He went on to notch 202 yards receiving at Green Bay (12/24) to tie for the 3rd-best day in Vikings history. Thielen and Diggs each had 3 games over the 100-yard mark during the season.

In 2015, Petzing spent his 2nd season with the Vikings mainly helping WRs coach George Stewart on the practice field, as well as assisting the offensive coaching staff in general. Petzing helped assist a WR corps with a blend of experience and youth. Stefon Diggs, who was a 5th-round selection out of Maryland, became the 1st rookie in club history to lead the team in receptions (52), despite being inactive for the 1st 3 games of the season. Diggs also led the Vikings with 720 receiving yards, the most by a rookie since Percy Harvin's 790 in 2009. The 22-year-old burst onto the scene, recording at least 6 receptions and at least 85 yards in his 1st 4 games in the NFL. Diggs

was named the PFWA's All-Rookie team and was 2nd among all rookies in receiving yards, trailing only Amari Cooper, the 4th-overall pick in the 2015 NFL Draft. Veterans Mike Wallace and Jarvis Wright contributed 39 and 34 receptions, respectively.

In his first season with the Vikings, Petzing worked primarily on the field with the Vikings RB corps, a position group that saw two different RBs lead the team in rushing, including rookie RB Jerick McKinnon, who finished the 2014 campaign with the 3rd-most rushing yards by a rookie. The 3rd-round selection out of Georgia Southern who primarily played an option QB in college, posted 538 rushing yards in his debut season. The rookie finished tied for 5th in the NFL among RBs with more than 100 carries by averaging 4.8 yards per attempt.

Petzing spent the 2013 season with the Cleveland Browns working as a football operations intern focusing primarily on the offensive side of the ball. He served on the Browns staff that included Vikings Offensive Coordinator Norv Turner and QBs coach Scott Turner.

Prior to working for the Browns, Petzing served as the OLBS coach at Yale for the 2012 season.

He spent the 2010 season at Boston College as the recruiting graduate assistant before moving on the field as the defensive graduate assistant in 2011.

After graduating from Middlebury College in 2009, Petzing spent a year with Harvard as a volunteer assistant.

Petzing spent his first 2 years at Middlebury as a DB on the football team but suffered injuries which ended his playing career. During his time at Middlebury, he was teammates with future Super Bowl-winning K Steven Hauschka, who began his NFL career as a rookie free agent with the Vikings. He spent the final 2 years as a volunteer student assistant before graduating from Middlebury in 2009 with a degree in economics and minors in math and philosophy. Petzing and his wife, Louisa, reside in Minneapolis.

PETZING'S BACKGROUND

Player

2005-06 Middlebury // DB

Coach

2007-08 Middlebury // Volunteer Student Assistant
2009 Harvard // Volunteer Assistant
2010-11 Boston College // Graduate Assistant
2012 Yale // Outside LBs
2013 Cleveland Browns // Football Operations
2014-18 Minnesota Vikings // Assistant WRs/QBs
2019- Minnesota Vikings // Wide Receivers



KENNEDY POLAMALU

RUNNING BACKS

COACHING EXPERIENCE: 28TH SEASON

NFL EXPERIENCE: 9TH SEASON

VIKINGS EXPERIENCE: 3RD SEASON

Kennedy Polamalu brings 28 years of coaching experience and is entering his 9th NFL season in 2019. A veteran collegiate coach, Polamalu's reputation as a teacher and emphasis on technique has made earned him the respect of players and fellow coaches as a top tutor of RBs in the NFL or in college.

The 2018 Vikings RBs workload was split equally between veteran Latavius Murray and 2nd-year back Dalvin Cook as he returned from a knee injury suffered early in his rookie season. Murray carried the load early in the season before Cook returned to full strength. Murray posted a career-high 155 yard rushing day vs. Arizona (10/14) and Cook had a career day vs. Miami (12/16) when he posted 163 scrimmage yards with 136 and 2 TDs on the ground to earn his 1st NFC Offensive Player of the Week Award. Cook proved his value in the passing game during the season as well, reeling in 40 catches and 2 TDs.

In his 1st season with the Vikings in 2017, rookie sensation Cook set a team record for rookies with 288 yards in the opening 3 games of the season but was lost to injury for the season in the 4th game. Cook's production was replaced by the duo of Murray (842 yds, 8 TD) and Jerick McKinnon (574 yds, 3 TD) who combined for 1,412 yards and 11 rushing TDs. Murray carried the load with a team-high 216 attempts and 842 yards. Murray came on strong late in the season, notching 745 of his yards and all 8 TDs, including a pair of 100-yard outings, in the final 10 games of the season. All 3 RBs and FB C.J. Ham showed prowess in pass protection, helping keep Case Keenum and Sam Bradford safe. Keenum had a career-year as he went 11-3 as a starter following Bradford's injury.

Under Polamalu's guidance, RB Paul Perkins became the 1st Bruin since DeShaun Foster (2000-01) to register consecutive 1,000-yard rushing seasons and the 1st player at his position in program history to record 80 career receptions. Perkins, who was selected by the New York Giants in the 2016 NFL Draft, earned 2nd-Team All-Pac-12 recognition after rushing for 1,343 yards and 14 TDs as a senior. In 2014, Perkins experienced a breakout campaign, becoming the 2nd player in team history to lead the Pac-12 in rushing with 1,575 yards (2nd-best in school history).

Prior to his 2nd UCLA stint, Polamalu was the offensive coordinator and RBs coach at his alma mater, USC, from 2010-12. In Polamalu's system, QB Matt Barkley became the all-time leading passer in school and conference history, throwing for 12,327 yards and 116 TDs. In 2011, Barkley finished 6th in the Heisman Trophy voting after completing 308 of 445 passes for 3,528 yards, 39 TDs (school record) and a 69.2% completion rate (school record), leading the Trojans to a #6 finish in the AP poll. That same season, RB Curtis McNeal received All-Pac-12 Honorable Mention after gaining 1,005 yards and 6 TDs on 145 carries (6.9 average), becoming the 27th player in program history to reach the 1,000-yard rushing mark.

Before his return to the college ranks, Polamalu coached the RBs in Jacksonville (2005-09) and Cleveland (2004). The Jaguars totaled the 3rd-most rushing yards (133.7 ypg) and 2nd-most rushing TDs (95) in the league from 2005-09, and 2 Jacksonville RBs earned Pro Bowl nods during that span: Fred Taylor (2007) and Maurice Jones-Drew (2009). In his Pro Bowl season under Polamalu, Jones-Drew rushed for 1,391 yards (4th in the NFL) and 15 TDs (2nd).

During his lone season in Cleveland, Polamalu coached with Vikings Defensive Coordinator George Edwards and Defensive Line Coach Andre Patterson, who led the LBs and defensive line,

respectively. With Polamalu leading the backfield in 2004, the Browns were 1 of 7 NFLs team with multiple 500-yard rushers: Lee Suggs (744) and William Green (585).

Polamalu joined USC for the 2000-03 seasons, when he was the Trojans' RBs coach (2000), special teams coordinator (2001) and special teams coordinator and RBs coach (2002-03). Prior to joining the USC coaching staff, Polamalu served as Colorado's RBs coach for 2 seasons (1997-98) between stints at San Diego State as the LBs coach (1999) and special teams and RBs coach (1994-96). Polamalu gained his 1st coaching experience on the college level as a graduate assistant at UCLA, where he worked with the DBs and special teams. Following the 1993 season, the Bruins earned a share of the Pac-10 title and competed in the Rose Bowl.

Polamalu began his coaching career as a volunteer assistant at Crespi High School in Encino, CA, where he stayed for 3 seasons (1986-88) before coaching at Westlake High School in Westlake Village, CA, for 3 years (1989-91). While at Crespi, Polamalu helped lead the Carmelite to the 1986 CIF Division I championship in his 1st year with the team.

Polamalu's nephew, Troy Polamalu, played 12 seasons and won 2 Super Bowls with the Steelers; his brother, Ao Polamalu, played football at Penn State (1985-87); his nephew, Nicky Sualua played RB for the Bengals and Cowboys after his college career at Ohio State; and 3 of his nephews played college football: Leie Sualua (Oregon), Joe Polamalu (Oregon State) and Kaio Aumua (UTEP).

Polamalu, who received his bachelor's degree in history from USC in 1987, attended Mater Dei High School in Santa Ana, CA, where he was an All-American in football, member of the basketball and track teams and served as the student body president. He and his wife, Diane, have 3 children: K.C., Matthew Aoatua, and Raymond Tre along with daughter-in-law Theresa and grandson, Tre. Born on 11/22/63, Polamalu is a native of Pago Pago, American Samoa.

POLAMALU'S BACKGROUND

Player

1982-85..... Southern California // FB/LB

Coach

1986-88 Crespi (CA) High // Assistant Coach
1989-91 Westlake (CA) High // Assistant Coach
1992-93 UCLA // Graduate Assistant
1994-96 San Diego State // Special Teams/RBs
1997-98 Colorado // RBs
1999 San Diego State // LBs
2000 USC // RBs
2001 USC // Special Teams Coordinator
2002-03 USC // Special Teams Coordinator/RBs
2004 Cleveland Browns // RBs
2005-09 Jacksonville Jaguars // RBs
2010-12 USC // Offensive Coordinator // RBs
2014-15 UCLA // RBs
2016 UCLA // Offensive Coordinator
2017 Minnesota Vikings // RBs



ROBERT RODRIGUEZ

ASSISTANT DEFENSIVE LINE

COACHING EXPERIENCE: 12TH SEASON

NFL EXPERIENCE: 5TH SEASON

VIKINGS EXPERIENCE: 5TH SEASON

Robert Rodriguez returns for his 5th season with the Vikings in 2019, serving as the team's Assistant Defensive Line coach. Rodriguez will again work closely with veteran defensive line coach Andre Patterson in their 5th season together with the Vikings.

The 2018 Vikings ranked #4 in NFL total defense and #4 in scoring defense, the 3rd straight season finishing in the top 5 of both categories. The team led the NFL in 3rd-down defense for the 2nd straight season, limiting teams to 30.5% conversions on 3rd down. The Vikings talented defensive line played a key part in the performance. The unit was led by DE Danielle Hunter, whose 14.5 sacks was a team-high and he earned his 1st career Pro Bowl berth and was named 2nd-Team AP All-Pro. Hunter's breakout season spurred a defense that recorded 50 sacks, the most under Zimmer and tied for the 3rd-most in team history. The defense set a franchise record with 10 sacks vs. Detroit (11/4) and followed up later in the season with 9 sacks against Miami (12/16).

In 2017, the defensive line once again provided a lethal pass rush that rattled opposing quarterbacks and stopped the run at an impressive rate. DE Everson Griffen (3rd honor) and DT Linval Joseph (2nd honor) earned trips to the Pro Bowl for the second straight year while Griffen also received his first All-Pro honor (second-team). The defense finished out the regular season ranked as the #1 total and scoring defense, allowing just 15.8 points per game and 275.9 yards per game. Joseph was crucial in stopping the run as the Minnesota defense surrendered just 20 runs of 10+ yards, tops in the league and tied with the San Francisco 49ers in 1995 for the fewest since 1991. Griffen began the year with a sack in each of the team's first eight games, tied for the longest streak to start a season in NFL history, and helped hold opponents to a 25.2 percent 3rd-down conversion rate, best in the NFL since 1991.

The Vikings defense ascended to #3 in the NFL in 2016, powered by strong and consistent play along the line. The Vikings ranked tied for 4th in the NFL with 41 team sacks, 34 of those coming from the defensive line, which was the 2nd-most as a unit in the NFL. The d-line was represented at the Pro Bowl by Griffen (2nd honor) and Joseph made his 1st appearance. Joseph notched 100 tackles on the season and 2nd-year player Hunter led the club with 12.5 sacks putting him in a tie for 3rd in the NFL. The Vikings defensive line accounted for 2 TDs and a safety with Hunter returning a fumble for a TD and notching the safety and Griffen returning a fumble for a score. Griffen was named NFC Defensive Player of the Week for his game at Carolina (9/25) when he had a season-high 3.0 sacks.

Everson Griffen led the team with 10.5 sacks (4th in NFC) on his way to his 1st career Pro Bowl. Griffen posted back-to-back seasons with double-digit sacks and ranks 6th in the NFL with

22.5 sacks since the start of the 2014 season. Spelling Griffen and veteran DE Brian Robison (5.0 sacks) was Danielle Hunter, the youngest player in the NFL. Hunter, a 3rd-round selection out of LSU, ranked 2nd in the NFL for sacks by a rookie with 6.0. He posted the 2nd-most sacks on the Vikings and 5th-most by a rookie in team history. NT Linval Joseph was a dominant force in his 2nd year as a Viking, and he led the DL with 71 tackles. Joseph (Week 9 vs. STL) and Griffen (Week 17 at GB) earned NFC Defensive Player of the Week honors. Hunter was named to the All-Rookie team by the PFWA. DT Tom Johnson continued to flourish in Minnesota and added 5.5 sacks. Since 2014, Johnson ranks 6th in the NFL in sacks by a DT with 12.0. 3rd year starting DT Sharif Floyd added 2.5 sacks and 37 tackles. The DL accounted for 30 of the 43 team sacks during the regular season. Only 5 RBs reached 100+ rushing yards in 2015. The defense ranked 5th in the NFL only allowing 19.3 points per game.

From 2008-14 Rodriguez would coach the LBs and special teams at his alma mater, Texas-El Paso.

During the 2013 season, the Miners' special teams unit was sparked by Autrey Golden, who under the direction of Rodriguez averaged 27.6 yards per kickoff return, which ranked 10th nationally, and tied for second nationally in KORs returned for TDs (2) and already holds the UTEP career record in that category with 4 TDs in his first 2 collegiate seasons. In 2011, LB Isaiah Carter finished with 54 tackles and was named All-Conference USA honorable mention, for the second-consecutive season.

The former Miner ranks in the top 5 among UTEP's all-time leading tacklers with 443 career tackles, including 33 TFLs. He led the Western Athletic Conference in tackles in 3-of-4 seasons with the Miners and was named the WAC Defensive Player of the Year following his senior season in 2004, after being credited with 121 tackles and 16 TFLs and was selected to play in the 2005 East/West All-Star Game.

In his professional playing career, Rodriguez spent time with the Carolina Panthers and Tennessee Titans (2005), before playing for Cologne in the NFL Europa (2006) and the Calgary Stampers of the CFL (2006-07).

A native of El Paso, TX, Rodriguez was a standout RB at Montwood High School, earning All-City Offensive MVP as a senior. Rodriguez and wife, Holly, have sons, Caleb and Jesse.

RODRIGUEZ' BACKGROUND

Player

2001-04 Texas-El Paso // LB

2006 Cologne Centurions // LB

2006-07 Calgary Stampers // LB

Coach

2008-14..... Texas-El Paso // LBs/Special Teams/Nickels

2015-..... Minnesota Vikings // Assistant Defensive Line

DON'T CROSS THAT D-LINE



The Vikings defense relies on the front four to set the tone for the unit overall and have earned numerous honors in recent seasons that reflects the talent of the unit that keyed the team rank #3, #1 and #4 in NFL total defense in the 2016-18 seasons respectively.

2014-17 VIKINGS DEFENSIVE LINE AWARD WINNERS

Player

Danielle Hunter

Danielle Hunter

Linval Joseph

Everson Griffen

Linval Joseph

Everson Griffen

Everson Griffen

Everson Griffen

Honor

All-Pro, Pro Bowl 2018

NFC Defensive POW, vs. Det., 11/11/18

Pro Bowl 2016, 2017

All-Pro 2017; Pro Bowl 2015, 2016, 2017

NFC Defensive POW, vs. St. Louis 11/8/15

NFC Defensive POW, at Green Bay 1/3/16

NFC Defensive POW, at Carolina 9/25/16

NFC Defensive POM, Oct. 2017



ADAM ZIMMER

LINEBACKERS

COACHING EXPERIENCE: 14TH SEASON

NFL EXPERIENCE: 14TH SEASON

VIKINGS EXPERIENCE: 6TH SEASON

Adam Zimmer enters his 6th season as the Vikings LBs coach in 2019. Following the 2018 season, Zimmer was tabbed as the head coach of the West team for the annual East-West Shrine Game.

The 2018 Vikings ranked in the NFL's top 5 in total defense (#4) and scoring defense (#4) for the 3rd straight season. The defense led the NFL in 3rd down defense, allowing only 30.5% conversions to opponents and posted 50 sacks on the season, tied for the 3rd-best mark in team history. LBs Eric Kendricks and Anthony Barr again led the unit. Kendricks led the team in tackles for the 4th straight season and Barr earned his 4th career Pro Bowl berth.

The 2017 Vikings 13-3 regular-season record was the 2nd best in the history of the franchise (15-1, 1998). Minnesota won the NFC North and advanced to the NFC title game.

The 2017 Vikings defense led the NFL in yards per game allowed (275.9) for the 1st time since 1993 and also led the league allowing 15.8 points per game in the regular season. The Vikings defense limited opponents to 83.6 rushing yards per game (2nd in the NFL) and 3.6 yards per rush (5th in the NFL). Minnesota held opponents to 192.4 passing yards per game, 2nd in the NFL, making them the only defense in the NFL to rank in the top 3 in both rushing yards per game and passing yards per game.

Zimmer's UCLA duo, Kendricks and Barr led the team in tackles, having 136 and 98 (tied for 2nd), respectively. Kendricks finished the regular season setting career high with 87 solo tackles, 49 assisted tackles and 13 quarterback hurries. Kendricks had the lone defensive touchdown of the season vs. Cincinnati (12/17/17) returning an interception 31 yards for a score. He is tied for 2nd for most career interception return touchdowns (2) in team history by a linebacker, trailing only Rip Hawkins (3).

Barr was selected to Pro Bowl following the 2017 season, earning the honor for the 3rd consecutive year. He finished the regular season with 67 solo tackles, 31 assisted tackles, 9 tackles for loss, 1.0 sack, 14 quarterback hurries and 6 passes defended. Barr tallied his 2nd career interception, and first in the playoffs, in the Vikings Divisional Round victory over New Orleans (1/14/18).

The Vikings defense in 2016 ranked #3 in total defense and #5 in scoring defense. Barr was named to his 2nd Pro Bowl following the season. The Vikings defense scored 4 TDs and a safety with Kendricks taking home NFC Defensive Player of the Week honors for him season-opening game at Tennessee (9/11) when he had a 77-yard INT return TD.

The 2015 Vikings won the NFC North highlighted by a stingy defense that jumped to #5 in the NFL in points allowed at 18.9 after ranking #11 in 2014. Barr elevated his game and was the 1st Vikings LB to become a Pro Bowler since 2012 when Chad Greenway did it. Vikings 2nd-round pick, Kendricks, became the 2nd rookie in franchise history to lead the team in tackles (105 total tackles), a feat that was last accomplished by Rip Hawkins in 1961.

Not to be outdone by his younger counterparts, Greenway snared a Philip Rivers pass in the Vikings 31-14 win over the Chargers and returned the INT 91 yards to pay dirt. The 91-yard return was the 5th-longest INT return in team history and the 6th-longest INT return by a LB in NFL history.

During his initial season with the Vikings, Zimmer helped Barr, who was the 9th-overall selection in the 2014 NFL Draft, splash onto the scene, leading the Vikings in tackles through the first 12 games before he was shut down for the season

due to injury. Barr, who is relatively new to the position, having played FB for 2 years in college before switching to LB and immediately contributed, starting every game he played in recording 99 tackles, 4.0 sacks, 2 forced fumbles and 3 passes defended. Barr's 99 tackles ranks as the 5th-most in team history among rookies. The UCLA product was named NFC Defensive Player of the Week in Week 8 after recording 8 tackles, 1.0 sack, 1 pass defended and stripping, recovering and returning a fumble 27 yards on the first play of OT for a game-winning TD at Tampa Bay (10/26/14).

In his 1st season as an NFL position coach, Zimmer saw contributions from across the board. Greenway totaled 115 tackles while Brinkley corralled 85. 2nd-year LB Gerald Hodges scored the fastest defensive TD in team history by intercepting the Jets and returning the ball 27 yards for a TD 12 seconds into the game.

Before joining the Vikings, Zimmer spent the 2013 season with the Bengals and has previously worked with New Orleans (2006-09) and Kansas City (2010-12).

In his lone season with the Bengals, Zimmer, who served as the assistant DBs Coach, helped lead one of the top secondaries in the NFL. The Bengals allowed the 4th-fewest passing yards. There were 7 different Bengals DBs who recorded an interception, and the group finished with 14 total. The Bengals tied for 5th in the NFL with 20 INTs during the 2013 season.

Prior to joining the Bengals, Zimmer served as defensive assistant/assistant LBs coach for the Chiefs for 3 seasons. In 2012, his final season in Kansas City, Zimmer coached Tamba Halli, Justin Houston and Derrick Johnson to the Pro Bowl. It marked the 1st time in Chiefs history that 3 LBs were named to the Pro Bowl in the same season. Halli and Johnson both earned Pro Bowl honors in 2011.

In Zimmer's 1st season with Kansas City, the Chiefs won the AFC West title with a 10-6 record. Halli had one of the best seasons by a LB in Chiefs history, finishing with the 2nd-most sacks by a LB in franchise history (14.5).

Zimmer spent 4 seasons with the New Orleans Saints and added duties as the assistant LBs coach in 2009. During their championship season in 2009 Jonathan Vilma earned Pro Bowl honors.

The Saints won the NFC South and advanced to the NFC Championship Game against Chicago in 2006. Zimmer's 1st season in the NFL. The 2006 season saw the Saints improve in both yards allowed and points allowed, going from 27th to 13th in the NFL in scoring defense.

Zimmer was a safety for Trinity University in San Antonio, TX, from 2002-05 and graduated in 2006. Zimmer is the son of Vikings Head Coach Mike Zimmer, and 2018 marks the 6th season the father and son have worked together. Adam (1/13/84) was born in Ogden, UT while his father served as an assistant coach at Weber State University.

ZIMMER'S BACKGROUND

Player

2002-05 Trinity University (TX) // DB

Coach

2006-08 New Orleans Saints // Defensive Assistant

2009 New Orleans Saints // Assistant LBs

2010-12 Kansas City Chiefs // Assistant LBs

2013 Cincinnati Bengals // Assistant DBs

2014 Minnesota Vikings // LBs



CHRISTIAN JONES

OFFENSIVE QUALITY CONTROL

COACHING EXPERIENCE: 3RD SEASON

NFL EXPERIENCE: 1ST SEASON

VIKINGS EXPERIENCE: 1ST SEASON

Christian Jones joins the Vikings coaching staff in 2019 after previously coaching at the University of Texas and his alma mater Northwestern University.

Working primarily with the TE and WR position groups during his lone season coaching on Tom Herman's staff at Texas in 2018, Jones helped the Longhorns offense average 31.1 points per game and 411.3 yards per game en route to 11-4 season and a victory over Georgia in the Sugar Bowl.

The Northwestern University graduate assisted his alma mater as an offensive intern during the 2017 season, working with the offensive line. With Jones on the coaching staff the Wildcats ranked among the Big Ten's top 5 teams in scoring offense (29.2 ppg), total offense (408.0 ypg) and rush offense (174.2 ypg).

Prior to coaching, Jones played WR at Northwestern (2011-15). The Houston, Texas native led the team in receiving yards with 412 as a true sophomore in 2012. Jones did not see action in 2014 while rehabbing an injury sustained during training camp, but totaled 234 receiving yards his redshirt senior season in 2015. He finished his collegiate career with 128 receptions

for 1,509 yards and 8 TDs over 51 games played. While at Northwestern Jones was also a teammate of current Vikings Ifeadi Odenigbo and Eric Wilson.

Jones was a 3-year member of Northwestern's 12-player Leadership Council, selected to the Academic All-Big Ten team and was a team captain his redshirt senior year in 2015. Jones owns 2 degrees from Northwestern, a Bachelor's degree in Learning and Organizational Change as well as a Master's degree in Management Studies, and has been a member of the Omega Psi Phi fraternity since 2013.

Ranked as a 4-star recruit by ESPN.com and Rivals, Jones attended Westfield HS in Houston, TX. Jones' cousins, Marcello Simmons and Roger Vick both spent time in the NFL.

JONES' BACKGROUND

Playing

2011-15 Northwestern University // Wide Receiver

Coaching

2017 Northwestern University // Offensive Intern

2018 Texas // Offensive Graduate Assistant

2019-..... Minnesota Vikings // Offensive Quality Control



AC PATTERSON

OFFENSIVE QUALITY CONTROL

COACHING EXPERIENCE: 7TH SEASON

NFL EXPERIENCE: 1ST SEASON

VIKINGS EXPERIENCE: 1ST SEASON

Joining the Vikings in 2019, AC Patterson brings 6 seasons of coaching experience to the staff in his first NFL coaching opportunity. Patterson comes to Minnesota after spending the previous 4 seasons coaching offense at Portland State.

Patterson most recently served as Portland State's TEs coach and recruiting coordinator during the 2018 season. Under Patterson's guidance in 2018, junior TE Charlie Taumoepeau posted a team-high 28 receptions for 580 yards and 5 TDs, earning FCS 2nd-Team All-American and 1st-Team All-Big Sky.

In 2017 Patterson assisted in coaching Portland State's RBs, a group that consisted of 4 true freshman and 2 sophomores. As Portland State's OL coach from 2015-16, Patterson guided units that turned in 2 of the top 4 rushing seasons in team history, averaging 250.6 rushing yards per game in 2015 and 243.6 rushing yards per game in 2016. Patterson's group also paved the way for a program-record 531 rushing yards in a victory over Idaho State in 2016. Patterson coached 7 PSU offensive linemen to earn All-Big Sky Conference honors in his 2 seasons working with that unit.

During the 2014 season Patterson served as a volunteer assistant coach at Jefferson High School in El Paso.

Patterson played OL at the University of Texas-El Paso from 2011-12 and was named to the Conference USA Honor Roll in 2012 before injuries ended his playing career. Patterson spent the 2013 season working as a student assistant under head coach Mike Price, assisting with recruiting, film breakdown and player reports.

Patterson played high school football at Bishop Gorman High School in Las Vegas, earning All-League and All-State honors and helping the team to back-to-back state titles.

Patterson is married to his wife, Mary, and is the son of Vikings DL coach Andre Patterson.

PATTERSON'S BACKGROUND

Playing

2011-12 UT-El Paso // Offensive Line

Coaching

2013 UT-El Paso // Student Assistant


2014 Jefferson (El Paso, TX) HS // Assistant Coach

2015-16 Portland State // Offensive Line

2017 Portland State // Running Backs

2018 Portland State // Tight Ends/Recruiting Coordinator

2019 Minnesota Vikings // Offensive Quality Control



NICK RALLIS

DEFENSIVE QUALITY CONTROL

COACHING EXPERIENCE: 3RD SEASON

NFL EXPERIENCE: 2ND SEASON

VIKINGS EXPERIENCE: 2ND SEASON

Nick Rallis enters his 3rd season of coaching and 2nd as the Vikings defensive quality control coach. In his first season with the Vikings in 2018 Rallis fulfilled day-to-day operations for the defensive staff and assisted LBs coach Adam Zimmer.

Prior to joining the Vikings Rallis spent the 2017 season as a graduate assistant at Wake Forest.

An Edina, Minnesota native, Rallis played LB at the University of Minnesota from 2012-16. During the 2016-17 school year Rallis was named Academic All-Big Ten and selected as a Big Ten Distinguished Scholar. Rallis saw action in 26 games for the Gophers and started 3 games as a senior in 2016. In his final collegiate game he had 5 tackles and a sack in the Holiday Bowl win over Washington State.

Rallis studied business marketing at Minnesota and earned his master's degree in sport and exercise science. His older brother, Mike, also played LB for the Gophers from 2008-12, where he was teammates with former Vikings CB and career punt return record holder Marcus Sherels.

RALLIS'S BACKGROUND

Playing

2012-16 Minnesota // Linebacker

Coaching

2017 Wake Forest // Graduate Assistant

2018-19 Minnesota Vikings // Defensive Quality Control



MARK UYUYAMA

DIRECTOR OF COMPETITION DEVELOPMENT

COACHING EXPERIENCE: 22ND SEASON

NFL EXPERIENCE: 12TH SEASON

VIKINGS EXPERIENCE: 3RD SEASON

Mark Uyeyama enters his 3rd season with the Vikings and serves the club as Director of Competition Development in 2019.

Uyeyama joined the Vikings just prior to 2017 Training Camp and helped the team transition into the new Twin Cities Orthopedics Performance Center facilities for the 2018 season.

Before joining the Minnesota Vikings, Uyeyama spent the past 9 seasons with the San Francisco 49ers, highlighted by the club's run to 3 consecutive NFC Championship Games and an appearance in Super Bowl XLVII against Baltimore.

Uyeyama progressed during his tenure with the 49ers, spending his final 2 seasons as the club's Director of Human Performance (2015-16). He was the Head Strength and Conditioning Coach for the franchise from 2011-14 and Assistant Strength and Conditioning Coach from 2008-10. Uyeyama was named Samson Equipment's NFL Strength & Conditioning Coach of the Year by American Football Monthly in 2011.

Uyeyama will manage the strength and conditioning programs for all Vikings players and work in conjunction with the medical staff on rehabilitation for injured players.

Prior to joining the 49ers, Uyeyama was Head Strength Coach at Utah State University from 2004-07. He is a University of Utah graduate and worked as a student assistant strength coach for 2 years with the Utes. He moved on to a graduate

assistant role at Utah State and then a graduate assistant position at Arizona State from 2001-03 while working on his master's degree. He earned his master's in higher and post-secondary education in 2003 from ASU.

As a student-athlete, Uyeyama played football at Butte Community College in California before moving on to Northern State University in Aberdeen, SD. Uyeyama and wife, Mary, reside in Eagan.

UYUYAMA'S BACKGROUND

Player

1994-95 Butte Community College // DL

1996-97 Northern State // DL

Coach

1998-00 Utah // Strength and Conditioning Student Asst.

2000-01 Utah State // Strength and Conditioning GA

2001-03 Arizona State // Graduate/Coaching Assistant

2004-07 Utah State // Head Strength and Conditioning

2008-10 San Francisco 49ers // Asst. Strength and Conditioning

2011-14 San Francisco 49ers // Head Strength and Conditioning

2015-16 San Francisco 49ers // Director of Human Performance

2017-18 Minnesota Vikings // Head Strength and Conditioning

2019 Minnesota Vikings // Director of Competition Development



DERIK KEYES

ASSISTANT STRENGTH AND CONDITIONING

COACHING EXPERIENCE: 11TH SEASON

NFL EXPERIENCE: 8TH SEASON

VIKINGS EXPERIENCE: 3RD SEASON

Derik Keyes enters his 3rd season with the Vikings strength and conditioning staff. Prior to assuming his current position, Keyes held the same post with the Browns from 2013-16 and Texans in 2012.

During his time in Cleveland, Keyes worked directly with WRs and DBs, and while in Houston, he helped supervise weight training and focused on speed and agility development of players on injured reserve. Keyes served under the 2012 NFL Strength Coach of the Year, Cedric Smith, and helped the Texans claim an AFC South title in his lone season with the club.

In 2011, Keyes returned to his alma mater, Louisiana-Lafayette, where he worked as the director of strength and conditioning for men's and women's track and field, specifically sprinters and jumpers. While with the Ragin' Cajuns, Keyes also served as the director of football freshman development and assisted with Olympic sports.

As a graduate assistant strength and conditioning coach at South Alabama, Keyes helped develop workouts for several programs, including the football team. Keyes joined the

Louisiana-Lafayette coaching staff as an assistant strength and conditioning intern in 2009.

A 4-year letterman at safety with the Ragin' Cajuns, Keyes earned Sun Belt 2nd-Team All-Conference honors, team Defensive MVP and the Hammer Award, given to the player who delivered the hardest hits of the season, as a senior. He earned a bachelor's degree in 2008.

A Laurel, MS, native, Keyes attended Lafayette (LA) High School and is a certified USAW Sports Performance coach and NSCA professional member.

KEYES' BACKGROUND

Player

2004-08..... Louisiana-Lafayette // Safety

Coach

2009 Louisiana-Lafayette // Strength and Conditioning Intern
2010 South Alabama // Strength and Conditioning CA
2011 Louisiana-Lafayette // Asst. Strength and Conditioning
2012 Houston Texans // Asst. Strength and Conditioning
2013-16 Cleveland Browns // Asst. Strength and Conditioning
2017- Minnesota Vikings // Asst. Strength and Conditioning



CHAZ MAHLE

ASSISTANT STRENGTH AND CONDITIONING

COACHING EXPERIENCE: 14TH SEASON

NFL EXPERIENCE: 11TH SEASON

VIKINGS EXPERIENCE: 9TH SEASON

Entering his 9th Vikings season, Chaz Mahle is responsible for managing player workout programs during the offseason strength and conditioning program and throughout the season.

In between stints interning with the Vikings, Mahle worked closely with the Stanford football program that capped the season with a Rose Bowl victory in 2012.

Mahle had his 1st stint with the Vikings during the 2010-11 seasons following a graduate assistantship at Bowling Green. As a part-time assistant with the Jacksonville Jaguars from 2006-07, Mahle received his 1st NFL experience. Mahle worked with the 2007 club that earned a Wild Card playoff berth following an 11-5 record in the regular season.

As a member of the St. Cloud State football team from 2001-04, Mahle helped the Huskies win the North Central Conference

in 2002 and earn a spot in the Division II playoffs in 2004. He graduated in 2005 with a degree in Physical Education. Mahle attended Blaine High School in the suburban Twin Cities and resides in Ham Lake with his wife, Ashley, and daughter, Blakely

MAHLE'S BACKGROUND

Player

2001-04 St. Cloud State // Cornerback

Coach

2006-07 Jacksonville Jaguars // Part-Time Assistant
2008-10 Bowling Green // Graduate Assistant
2010-11 Minnesota Vikings // Strength and Conditioning Asst.
2012 Stanford // Sports Performance Assistant
2013-14 Minnesota Vikings // Strength and Conditioning Asst.
2015- Minnesota Vikings // Asst. Strength and Conditioning



ERIC SUGARMAN

VICE PRESIDENT OF SPORTS MEDICINE/HEAD ATHLETIC TRAINER

NFL EXPERIENCE: 23RD SEASON

VIKINGS EXPERIENCE: 14TH SEASON

Eric Sugarman enters his 23rd NFL season and his 14th with the Vikings in 2019. This will be his 2nd season serving as the Vice President of Sports Medicine/Head Athletic Trainer. Sugarman has been part of 8 Division championship teams since 2000 and 10 playoff teams, winning 4 NFC North titles and making 5 playoff appearances with the Vikings.

Sugarman and his staff were recognized by their peers as the NFL's Athletic Training Staff of the Year for 2017 in an event held in conjunction with the annual Ed Block Courage Award gala, the highest honor for an NFL athletic training staff.

During his tenure with the Vikings, Sugarman and his staff have been instrumental in helping several players return from severe injuries by creating or enhancing rehabilitation protocols. During the 2012 offseason, Sugarman and his staff worked with RB Adrian Peterson on his remarkable comeback from a severe knee injury in late December 2011. Peterson returned to action for the 2012 season opener and went on to exceed all outside expectations by rushing for 2,097 yards, the 2nd-best season in NFL history, and earning NFL Most Valuable Player and Offensive Player of the Year honors in the NFL along with 1st-Team All-Pro and Pro Bowl recognition.

Sugarman's staff has overseen many complicated and unique rehab protocols including those of LBs Chad Greenway, Heath Farwell and E.J. Henderson, who suffered season-ending injuries in their careers but returned to earn Pro Bowl berths.

With the Vikings, Sugarman oversees the recognition, immediate care and rehabilitation of all injuries sustained. He and his staff implement and maintain proactive treatment and rehabilitation programs. Sugarman also oversees the Vikings nutrition program, where he works closely with the team chef and nutritionist. As the Vikings moved into Twin Cities Orthopedics Performance Center for the 2018 season, Sugarman and staff were integrally involved in the design of athletic training facilities and the equipment in the state-of-the-art facility.

The Vikings athletic training staff has broad-based experience in athletic training and has trained under some of the most respected professionals in their field. The staff prides itself on being proactive while using the most current evidence-based concepts, modalities and principles. The athletic training staff members are Performance Enhancement and Corrective Exercise Specialists credentialed through the National Academy of Sports Medicine. The Vikings staff has been trained in the Advanced Graston technique, a patented form of instrument-assisted soft tissue mobilization that works to effectively break down scar tissue and fascial restrictions. The staff takes courses each off-season which have included myofascial release techniques, dry needling and Blood Flow Restriction therapy. Sugarman has worked closely with Sleep Number partnering to provide the athletes and staff with sleep education. He has worked closely with various companies to assist with the implementation of new sports vision training concepts. Sugarman also has a strong working relationship with Starkey Hearing of Eden Prairie, allowing him to bring

state-of-the-art hearing enhancement and ear protection to the team and staff.

Sugarman spent the 1997-99 seasons with the Chicago Bears and the 2000-05 campaigns with Philadelphia. Sugarman got his first taste of the NFL as a summer intern for the Bears' athletic training staff from 1993-95.

Sugarman earned his bachelor's degree in health and physical education with an emphasis in athletic training from West Chester University and went on to earn his master's degree in sports management at the University of Richmond. During his tenure at Richmond, Sugarman served as the graduate assistant athletic trainer for the Spiders football team and head athletic trainer for the Spiders' baseball squad. In 1994-95, Sugarman served as assistant athletic trainer at West Chester and worked as an instructor at the school. In 1996 Sugarman served as an athletic trainer in the Chicago Cubs organization.

Sugarman joined the Bears as an assistant trainer from 1997-99 before moving to the Eagles in a similar role in 2000. The Eagles were noted for progressive rehab programs. That athletic training staff played an integral part in helping Terrell Owens return from ankle surgery during the regular season in time for Super Bowl XXXIX.

Sugarman is an active member of the Professional Football Athletic Trainers Society. Sugarman is a member of Twin Cities Dunkers, is an American Heart Association Basic Life Support, AED and First Aid certified instructor and in 2003 he received the PFATS' "Big Heart" award for saving the life of a fellow Eagles employee by performing CPR. In 2010, Sugarman and Vikings Head Coach Brad Childress were co-winners of the American Optometric Association's Eagle Award and in 2009 ESPN Magazine recognized him as the NFL's Most Irreplaceable Athletic Trainer. In 2011, Sugarman was inducted into the Hazleton, PA Area Sports Hall of Fame. In 2013, the Vikings were recognized with the Excellence in Aquatics Award by HydroWorx in honor of their progressive use of aquatic therapy.

In 2014, Sugarman helped to implement a program to provide certified athletic trainers for football players in 13 public Minneapolis and St. Paul high schools, servicing over 600 players for practices and games. The program, in partnership with Twin Cities Orthopedics and Tria Orthopaedic Center and with funding help from the Vikings and the National Football League Foundation, will help to ensure the safety and welfare of young players. Sugarman and his staff were awarded the Minnesota Athletic Trainers' Association Sports Medicine Enhancement Award for 2016 during the MATA Annual Meeting and Clinical Symposium for their role played in expanding access to certified athletic trainers for athletes at Minneapolis and St. Paul public high schools. In 2019 Sugarman was recognized by the Minnesota Chapter of the National Football Foundation with their Fred Zamberletti Award, recognizing the top athletic trainer in Minnesota.

Sugarman and his wife, Heather, reside in Chanhassen, MN, with their sons, Jake and Ben.



TOM HUNKELE

COORDINATOR OF REHABILITATION/ASSISTANT ATHLETIC TRAINER

Tom Hunkele enters his 14th season as an assistant on the Vikings athletic training staff in 2019, serving as Coordinator of Rehabilitation/Assistant Athletic Trainer. Hunkele and Eric Sugarman previously worked together for 6 seasons with the Philadelphia Eagles. Hunkele assists in the evaluation and care of all injuries sustained and helps implement proactive treatment and rehabilitation programs for the athletes.

During Hunkele's tenure with the Eagles from 2000-05, he worked with NovaCare Rehabilitation as a staff physical therapist during the offseason and as an assistant with the team starting in the preseason through the remainder of the schedule. While working with the Eagles, Hunkele was part of Rick Burkholder's highly regarded staff and was exposed to some of the most progressive rehab programs and techniques at work in the NFL today.

Hunkele started in the athletic training field as a student at Duquesne, where he assisted with the athletic training staff for football during his undergraduate days. During the 1997 season, he was exposed to the NFL for the 1st time when he served as a season-long intern for the Pittsburgh Steelers who advanced to the AFC Championship to face eventual Super Bowl champs Denver.

Following his graduation in 1998 with a bachelor's degree in athletic training from Duquesne, Hunkele remained at the school to earn his master's in physical therapy. During graduate school, he served as a graduate assistant from 1998-2000 where he worked as head athletic trainer for the men's soccer, ice hockey and men's and women's tennis teams along, with supervising student assistants. Hunkele is certified as a Performance Enhancement Specialist and Corrective Exercise Specialist by the National Academy of Sports Medicine. Hunkele is also a sports certified specialist through the APTA. In 2013, the Vikings staff was recognized with the Excellence in Aquatics Award by HydroWorx in honor of their progressive use of aquatic therapy. The Vikings staff was honored by their NFL peers as the Athletic Training Staff of the Year for 2017 as part of the annual Ed Block Courage Award gala. Hunkele was recognized as the Tim Davey Assistant Athletic Trainer of the Year for the NFC at the 2019 NFL Scouting Combine.

Hunkele, a native of Reading, PA, and graduate of Holy Name High School, is a member of the National Athletic Trainers' Association along with being a licensed physical therapist in Minnesota. Hunkele is married to Rachel and the couple resides in Eden Prairie with their daughters, Zara and Zoe.



ROB ROCHE

ASSISTANT ATHLETIC TRAINER

Rob Roche brings a diverse athletic training background in pro football and collegiate athletics to the Vikings as an assistant on Eric Sugarman's staff.

Roche enters his 14th season with the Vikings in 2019 and assists with the evaluation and care of all injuries sustained and helps implement proactive treatment and rehabilitation programs for the athletes. Roche was a season-long intern with the Philadelphia Eagles in 2000 and during 2003-05 training camps, where he worked with Sugarman and Vikings assistant Tom Hunkele.

Before joining the Vikings, Roche spent 2001-06 working as an assistant athletic trainer at Swarthmore College where he provided medical coverage for the NCAA Division III program. Along with athletic training responsibilities, Roche was an approved clinical instructor for athletic training students.

Roche earned his bachelor's degree in health and physical education with an emphasis in athletic training from West Chester University in 1998. During his undergraduate tenure, he served an internship in athletic training at the school working with the football team. Following his graduation, Roche transitioned to the University of Illinois to earn his master's degree in kinesiology where he served as a teaching assistant in the kinesiology department and was a graduate assistant in UI's Rehabilitation Education Services. He earned his MS degree in 2000.

During Roche's stint at Illinois, he was first exposed to the NFL as a training camp intern for the Chicago Bears in 1998 and 1999. His experience in pro football continued in 2000 when he was an assistant with the Frankfurt Galaxy in NFL Europe and in 2001 with the World Bowl IX champion Berlin Thunder. Continuing his education through experience, Roche volunteered for 2 weeks in summer 2003 with the U.S. Olympic Committee in Chula Vista, CA.

Roche is a member of the National Athletic Trainers' Association and the USOC Sports Medicine Society. He is certified as a Performance Enhancement Specialist and Corrective Exercise Specialist by the National Academy of Sports Medicine and serves as Treasurer on the Executive Committee of the Minnesota Athletic Trainers' Association. In 2013, the Vikings staff was recognized with the Excellence in Aquatics Award by HydroWorx in honor of their progressive use of aquatic therapy. The Vikings staff was honored by their NFL peers as the Athletic Training Staff of the Year for 2017 as part of the annual Ed Block Courage Award gala. In 2018, Roche was recognized by the Diocese of Allentown as the Distinguished Alumni member of Marian Catholic High.

Roche, a native of Tamaqua, PA, and graduate of Marian Catholic High, is married to Melissa. The couple resides in Chaska, MN, with their sons, Patrick and Cameron.



DAVID JANTZI

ASSISTANT ATHLETIC TRAINER / PHYSICAL THERAPIST

David Jantzi enters his 3rd season as an assistant on the Vikings athletic training staff in 2019 as Assistant Athletic Trainer/Physical Therapist. He spent the 2016 season working with Twin City Orthopedics during the offseason and then joined the Vikings at the beginning of the 2016 season to assist the Vikings medical staff. Before joining the Vikings, Jantzi earned his first full time NFL position with the NFC North rival Chicago Bears. Jantzi assists in the evaluation and care of all injuries sustained and helps implement proactive treatment and rehabilitation programs for the athletes.

Jantzi started in the athletic training field as a student at the University of Nebraska, where he assisted with the athletic training staff for football during his undergraduate days. Following his graduation in 2003 with a bachelor's degree in athletic training, he went on to A.T. Still University's Arizona School of Health Sciences to earn his Doctorate degree in physical therapy. After graduation, he moved to Minnesota

where he worked for NovaCare Rehabilitation and gained his first NFL exposure by interning with the Vikings during the summer off season program from 2007-2010. He left NovaCare to become the Head Athletic Trainer for the Arena Football League's Chicago Rush in 2011-12, and later returned to Minnesota again to help provide game day coverage during the 2013 season. Jantzi is certified as a Certified Strength and Conditioning Specialist by the National Strength and Conditioning Association. Jantzi is also a certified in Level 2 dry needling. The Vikings staff was honored by their NFL peers as the Athletic Training Staff of the Year for 2017 as part of the annual Ed Block Courage Award gala.

Jantzi, a native of Wood River, NE, and graduate of Wood River High School, is a member of the National Athletic Trainers' Association along with being a licensed physical therapist in Minnesota. Jantzi is married to Sarah and the couple resides in St. Michael with their sons, Daxon and Rocco.



AMANDA DEKANICK

ASSISTANT ATHLETIC TRAINER

Amanda DeKanick joins the Vikings athletic training staff in a full-time capacity for the 2019 season after working with the club as a seasonal intern for the 2018 season. DeKanick is the first full-time female athletic trainer in the history of the Vikings franchise and was the 6th in the NFL at the time of her hiring in spring 2019.

DeKanick worked as an athletic training camp intern for the Vikings during the 2017 season before heading to Grand Forks, where she primarily worked with the University of North Dakota softball team. Aside from orthopedic injuries, she dealt with mental illness cases including disordered eating and sports psychology.

As an undergrad, DeKanick earned his bachelor's in exercise science from Concordia University in St. Paul where she interned with the football team and went on to earn a master's in athletic training from Texas A&M. While in grad school she

assisted in the day-to-day athletic training operations with the Aggies football, volleyball, and swim and dive teams. She had the opportunity to volunteer to work NCAA DI Baseball Super Regionals in College Station, TX. Dealt with unique cases such as degenerative disc disease and an acute left cerebrovascular accident. She is a member of the industries' professional organization, the National Athletic Trainers' Association (NATA) and certified in Fascial Abrasion Technique. DeKanick has also been trained in QPR suicide training.

A Twin Cities native and graduate of Irondale High School, growing up in a sports family, she played softball and hockey. DeKanick lives in her hometown of New Brighton with her dog, Harley. Her hobbies include going to the lake, running with her dog, and trying out new local coffee shops. She enjoys being outdoors and adventuring to new places.

2019 MINNESOTA VIKINGS SPORTS MEDICINE STAFF

Chris Larson, MD.....	Head Team Physician – Orthopedics
Chris Coetzee, MD.....	Team Physician - Orthopedics
Brian Bjerke, MD.....	Team Physician - Orthopedics
Sheldon Burns, MD.....	Team Physician – Family Practice/Sports Medicine
David Olson, MD.....	Team Physician – Family Practice/Sports Medicine
Ryan Cole, MD.....	Team Physician – Family Practice/Sports Medicine
David Haase, DC.....	Team Chiropractor
Remi Famadu.....	Nutritionist
Jon Graves, DC.....	Sports Medicine Specialist
Tommy Olsen, DC.....	Sports Medicine Specialist
Brownell Mack, PsyD, LP.....	Mental Health Clinician



PROUD TO KEEP THE NORTH STRONG

Pro Treatment. Close to Home.

Visit one of our [35+ locations](#) or [TCOmn.com](https://www.tcomn.com) for more info.



OFFICIAL SPORTS
MEDICINE PROVIDER



S T A F F



GEORGE PATON

VICE PRESIDENT OF PLAYER PERSONNEL/ASSISTANT GENERAL MANAGER

George Paton enters his 13th season with the Vikings in 2019, serving as the club's Vice President of Player Personnel/Assistant General Manager and working closely with General Manager Rick Spielman to oversee personnel decisions for the team.

The duo have a long professional history together, having worked on the personnel staffs in Chicago and Miami before joining forces again in Minnesota. Paton's primary focus is to coordinate scouting and personnel functions within the Vikings College and Pro Scouting departments and oversee year-round personnel transactions.

The Vikings have been aggressive with trades, free agent pickups and acquiring draft picks to build the core of the team moving into the future. In 2019, the Vikings set a club record with 12 choices in the 7-round era of the NFL Draft.

The 2018 team won 8 games despite having key starters sidelined by injury and the coaching staff being shuffled following the death of offensive line coach Tony Sparano. The team saw the emergence of DE Danielle Hunter, a former 4th-round draft pick by the club, who led the team in sacks, was tabbed an All-Pro and went to the Pro Bowl.

The 2017 team went 13-3 en route to the NFC North title and

DRAFTING AND DEVELOPING

Since the Vikings drafts have been led by Rick Spielman starting in 2007 the club has drafted 13 players who have earned Pro Bowl berths with the Vikings along with rookie free agent find Adam Thielen who came to the Vikings undrafted.

VIKINGS DRAFTED/UNDRAFTED PRO BOWLERS SINCE 2007

PLAYER/DRAFT ROUND/YEAR	PRO BOWLS
Adrian Peterson/1st Rd./2007	7
Sidney Rice/2nd Rd./2007	1
Percy Harvin/1st Rd./2009	1
Everson Griffen/4th Rd./2010	3
Kyle Rudolph/2nd Rd./2011	2
Matt Kalil/1st Rd./2012	1
Harrison Smith/1st Rd./2012	4
Blair Walsh/6th Rd./2012	1
Cordarrelle Patterson/1st Rd./2013	2
Xavier Rhodes/1st Rd./2013	2
Adam Thielen/undrafted/2013	2
Anthony Barr/1st Rd./2014	4
Teddy Bridgewater/1st Rd./2014	1
Danielle Hunter/4th Rd./2015	1

a berth in the NFC Championship Game against eventual Super Bowl LII champion Philadelphia. The 13 regular season wins is the 2nd-best total in Vikings history. The team was led by a mixture of first-year free agent additions and the development of draft picks and the Vikings own veteran players. The club had 7 players earn Pro Bowl recognition and 4 players named to the AP All-Pro teams - 3 of which were Vikings draft picks- Everson Griffen, Harrison Smith and Xavier Rhodes and the 4th was a rookie free agent with the team- Adam Thielen.

The 2015 Vikings leaned heavily on recent draft classes to go 11-5 and win the NFC North. The club had 3 draft picks named to the All-Rookie team - WR Stefon Diggs, LB Eric Kendricks and DE Danielle Hunter. Diggs became the 1st Vikings rookie to lead the team in receptions and Kendricks became only the 2nd rookie to lead the team in tackles and the 1st to do so since the 1961 expansion team.

In 2014, the Vikings drafted LB Anthony Barr (#9) and QB Teddy Bridgewater (#32), who earned Pepsi Rookie of the Year honors by fan voting and was named QB of the All-Rookie team. Barr started 12 games before being sidelined by injury and finished 4th on the team in tackles.

The 2012 Vikings benefitted from an influx of young talent and spurred the squad to a Vikings-record 7-win improvement over the previous season, finishing 10-6 and earning a Wild Card playoff berth. The Vikings landed 3 draft picks on the All-Rookie team- Matt Kalil, Harrison Smith, Blair Walsh- and a pair of rookies- Kalil and Walsh-garnered Pro Bowl honors.

The Vikings roster development through free agency, trades and the draft built the foundation for the back-to-back NFC North Champions in 2008 and 2009. The Vikings tied a team record with 10 players earning Pro Bowl berths in 2009, 5 were acquired by the draft, 4 by free agency and 1 via trade.

The 2009 team tied the 3rd-most wins in franchise history with a 12-4 mark in the regular season and advanced to the NFC Championship game for the first time since 2000.

Paton spent 6 seasons (2001-06) with the Miami Dolphins as Director of Pro Personnel. Paton began his career in the college and pro scouting departments of the Chicago Bears, rising to the position of Assistant Director of Pro Personnel in 2000.

A 4-year letter winner as a DB at UCLA from 1988-91, Paton was a part of a pair of Bruin bowl teams. He earned a bachelor's degree in history and went on to play in professional football leagues in Italy and Austria.

Paton (pronounced Payton) and wife, Barbara, have a daughter, Bella, and son, Beau.

STUDWELL HEADS TO SIDELINES AFTER 42 YEARS

One of the most revered players in team history and one of the most respected scouts in the NFL, Scott Studwell retired from the team in May 2019 after spending 42 years with the team in different capacities.

Studwell played LB for the Vikings for 14 seasons, joining the team in 1977 as a 9th-round pick out of Illinois. He left the field as the Vikings career record holder in tackles with 1,981 and earned Pro Bowl honors in 1987 and '88. He was inducted into the Vikings Ring of Honor in 2009. Following his retirement from playing after the 1990 season, Studwell moved into the front office where he worked in scouting, as Player Personnel Coordinator from 1992-2001, Director of College Scouting from 2002-13 and as a Regional Scout from 2014-19.

"I want to spend more time with my family," Studwell said. "I know for a fact that, personally, I cannot do this on a part-time basis. I'm either all-in or I'm out. This is not a part-time job, and this is not a part-time business. For me, it was either continue doing what you're doing, or you have to call it quits. I want to spend more time with my wife, my family, my grandkids ... it just feels like the right time to do it. I've been one of the lucky ones," Studwell said. "To have been able to play here and stay here as an employee of the Vikings, it's been a dream come true. I've been chasing a dream for the last 42 years of winning a championship here. But now it's time to help the people that I love pursue their dreams and spend more time with them and be around for them."





RYAN MONNENS

DIRECTOR OF PRO SCOUTING

Ryan Monnens begins his 18th season in the Vikings scouting department in 2019 and his 7th season as the Director of Pro Scouting. Monnens oversees the Vikings pro scouting efforts and is responsible for scouting NFL players, advance scouting of opponents, assisting with the pro scouting database and scouting other professional leagues.

Monnens spent 8 seasons as a pro scout after 3 seasons as a pro personnel assistant. He joined the Vikings as an intern in 1998 and spent the following 3 seasons in public relations with the club.

Monnens played WR at St. John's University in Collegeville, MN (1995-97) under legendary coach John Gagliardi, the all-time winningest coach in college football history. During his tenure

at St. John's, the Johnnies won the Minnesota Intercollegiate Athletic Conference title in 1995 and '96, advanced to the NCAA playoffs, and posted a 25-6-1 record.

A Minnesota native, Monnens grew up in Richmond and attended Rocori High School. Monnens earned his bachelor's degree from St. John's in 1998. Monnens resides in Excelsior with his wife, Krissy, and their daughter, Olivia.



JAMAAL STEPHENSON

DIRECTOR OF COLLEGE SCOUTING

Jamaal Stephenson enters his 18th season with the Vikings in 2019 and enters his 6th season leading the club's college scouting operations. In Stephenson's tenure, 14 Vikings rookies have earned All-Rookie accolades and 2, Adrian Peterson and Percy Harvin, have been named NFL Offensive Rookie of the Year. In 2014 Teddy Bridgewater earned Pepsi NFL Rookie of the Year in fan voting. Since 2007, the Vikings have sent 5 rookie players to the Pro Bowl in their debut seasons- Cordarrelle Patterson (2013), Matt Kailil (2012) Blair Walsh (2012), Percy Harvin (2009) and Adrian Peterson (2007).

In 2009, Stephenson was promoted to Assistant Director of College Scouting after originally joining the club in 2002 as a college scout. Stephenson has worked closely with former college director Scott Studwell since joining the Vikings and took over the college department for the 2014 season.

Stephenson was recognized by the Fritz Pollard Alliance with the NFC Scout of the Year award for the 2012 season, presented during the 2013 Scouting Combine in Indianapolis.

Stephenson joined the Vikings in 2002 after spending 2 years with the Houston Texans. In May of 2000, he was hired as College Administrator for the Texans. During his

time in Houston, he was in charge of scouting areas of Texas, Oklahoma and Louisiana.

Prior to joining the Texans, Stephenson spent one year as a scouting assistant for the Washington Redskins. His duties included evaluations and producing scouting reports. In the spring of 1998, Stephenson coached defensive backs as a graduate assistant at UMass.

Stephenson is a native of Goldsboro, NC. He was a 2-time All-Ivy League honoree at Brown as a DB, and was also awarded the team's "Unsung Hero" Award. He earned his bachelor's in organizational behavior management in 1997, and his master's in sport management from Massachusetts in 1999. In 2003, Stephenson was selected to Brown's All-Decade Football Team for the 1990's. He was honored as part of the 125-year anniversary celebration of football at Brown University.

Stephenson and his wife, Emily, have sons, Noah and Julian, and a daughter, Gabrielle.



KELLY KLEINE

MANAGER OF FOOTBALL OPERATIONS/COLLEGE SCOUT

Entering her 8th season with the Vikings and 7th within scouting, Kleine has become an integral part of the operations for the Vikings personnel department.

Kleine's responsibilities on the pro scouting side include assisting with weekly scouting advances as well as compiling special teams advances for the coaching staff, among other operational duties. For college scouting duties, Kleine scouts the Midwest region made up of Minnesota, North Dakota and South Dakota. She coordinates all off-site scouts, schedules and facilitates all pre-draft visits, as well as coordinating all All-Star games and the Combine.

Prior to joining personnel, Kleine spent 2012, her 1st year with the organization, as an intern with the public relations department while a senior at the University of Minnesota. Kleine, who holds a bachelor's degree in sport management, hails from Sheboygan, WI and resides in Minneapolis.



FRANK ACEVEDO

COLLEGE SCOUT/AREA

A veteran evaluator with a track record of success, Frank Acevedo enters his 18th season with the Vikings in 2019 and his 25th season in the NFL. Acevedo joined the Vikings after 7 seasons with the Kansas City Chiefs' personnel department and serves the Vikings as a College Scout/Area with coverage of the Midwest and Central Regions.

Acevedo spent 5 seasons as Kansas City's area scout covering the Big 12 region. Prior to being an area scout with the Chiefs he was an assistant in the club's personnel department.

Before joining the Chiefs personnel department, Acevedo was RBs coach at Missouri Western in 1994 and '95. Acevedo was an assistant coach at San Francisco State, from 1985-89.

Acevedo played DB for two seasons at San Francisco State after transferring from Palomar Junior College. He was a team

captain at SFSU as a senior and also earned All-Northern California Athletic Conference honors.

Born in Escondido, CA, Acevedo attended San Pasqual High School and went on to earn his bachelor's degree in physical education from SFSU. He and his wife, Phoebe, have a daughter Estella and a son, Antonio.



JAKE ESSLER

COLLEGE SCOUT/BLESTO

Jake Essler begins his 3rd season with the Vikings personnel department and enters his 2nd season as the club's BLESTO Scout. His primary responsibility is to create early stage evaluations by evaluating NFL level talent college players in the Midwest region. Essler will focus on finding draft eligible talent in schools in the FBS, FCS, Division II and Division III programs.

Essler started with the Vikings as a scouting intern during the 2017 season where he helped assist both pro scouts and college scouts evaluate players. Before joining the Vikings the Spicer, MN native coached running backs at St. John's University and the University of Minnesota-Duluth.

The 2014 graduate of St. John's in Collegeville, Minnesota suited up for 23 games as running back and return specialist for the Johnnies from 2010-13. In 2012, he played in all 10 games and was named All-MIAC honorable mention. Essler earned his Masters of Education from the University of Minnesota-Duluth in 2017. He is single and resides in Minneapolis, MN.

THE EVOLVING SYMBOL OF THE NFL

The NFL shield, one of the most recognizable symbols in the sports world, underwent a stylistic upgrade during the 2008 offseason. The new font and design changes pay homage to the history of the League and the logo while turning an eye forward on the future. As the NFL enters its 100th season in 2019, the new shield symbolizes the progress of the league over those decades and the excellence that has laid the foundation for the modern NFL.

Adjustments to the logo include 8 stars representing the 8 Divisions in the NFL, and the design of the football reflects the design of the football atop the Vince Lombardi Trophy. The blue color is darker and bolder than past shields, and the shape has been refined over past versions.





REED BURCKHARDT

PRO SCOUT

Reed Burckhardt enters his 11th season with the Vikings and 3rd as a Pro Scout in 2019. He previously covered the Northeast/Atlantic Region of the country as a College Scout/Area for the Vikings after spending 2 seasons as the club's Blesto Scout. Over the past few seasons, Burckhardt has gained experience within the franchise in several areas.

Burckhardt began with the Vikings as an intern in the operations department in 2009, interned with the Vikings scouting department in 2010 and grew into a full-time role with the team. His background in football included his tenure as a 3-year letterwinner as a backup QB at South Dakota State as the team transitioned from a Division II squad to Division I FCS (Division I-AA). The Jackrabbits capped their transition by winning the 2007 Great West Football Conference title. Following his play-

ing career at SDSU, Burckhardt worked with the football staff in a part-time role with recruiting and assisted coaching the linebackers. He graduated in 2008 with a degree in business.

Burckhardt attended Russell-Tyler-Ruthon High School in rural Southwestern Minnesota where he was a football and basketball standout. He comes from a strong sports family. His father, Keith, was an assistant high school football and basketball coach for 16 seasons, highlighted by Russell High's 3 straight trips to the state 9-man football tournament, winning the state title in 1979. Burckhardt is single and resides in Minneapolis.



BLAINE GRAMER

COLLEGE SCOUT/AREA

Blaine Gramer begins his 5th season in the Vikings personnel department in 2019 and enters his 2nd season covering the Northeast Region of the country as a College Scout/Area for the team. He was previously the club's BLESTO Scout in 2017, where he focused on finding NFL level talent and creating early stage evaluations on college players in the Midwest region.

Gramer served as a personnel intern for the Vikings in the 2015 and 2016 seasons. He began with the Vikings as an intern in the operations department in 2013. While in operations he assisted in the setup of training camp, team logistics, transportation and other day-to-day operations.

A 2014 graduate of the University of Minnesota, Gramer earned his bachelor's degree in finance while working as a Student Equipment Manager for Gopher Football. A Minnesota native, Gramer grew up in Moorhead and attended Moorhead High School. He is single and resides in Edina, MN.



SEAN GUSTUS

COLLEGE SCOUT/AREA

Sean Gustus returns the Vikings in 2019 serving as a College Scout/Area for his 2nd season, working in the Southeast region of the country.

Gustus is an experienced scout who comes to the Vikings from the Los Angeles Rams where he scouted the same region. Prior to his 4 years with the Rams, Gustus worked on the scouting staff of the Philadelphia Eagles for 8 seasons. Gustus got his first experience in scouting with the New England Patriots in 2002 and 2003 as a college scouting assistant. He worked as a quality control assistant with the Patriots both seasons, assisting the offense and special teams during his tenure.

A 2-year starter at QB for the University of Richmond, Gustus earned his degree in health and sports science from the school. He and wife, Sherri, have 4 children- Trinity, Lanez, Cheyenne and Savannah, and reside in Huntingtown, MD.



KEVIN MCCABE

COLLEGE SCOUT/AREA

Kevin McCabe enters his 18th season in college scouting with the Minnesota Vikings, working in the Western and Southwestern portions of the country.

McCabe came to the Vikings from the St. Louis Rams where he spent 8 years in college scout-ing, from 1994 to 2001. During his tenure with the Rams, the team, known as "the greatest show on turf," fielded one of the most potent offensive attacks in the history of the NFL. In 1999 the Rams went 13-3 in the regular season and won Super Bowl XXXIV over Tennessee. In 2001, St. Louis posted a 14-2 regular season mark and returned to play in Super Bowl XXXVI against New England. In his final three seasons with St. Louis, the Rams amassed a 37-11 regular-season record, won the NFC West title twice (1999, 2001) and finished as the Division runner-up in 2000.

McCabe began his career in 1985 as an assistant coach at his alma mater, John Muir High School in Pasadena, CA where

he coached OL and DL on back to back CIF championship teams. McCabe moved to the college ranks in 1990, as strength and conditioning coordinator and offensive line coach at Pomona-Pitzer College. He stayed at the school until 1994, when he joined the Rams personnel department. In 1993, McCabe spent the summer coaching overseas for the East City Giants in Helsinki, Finland.

McCabe is a native of Pasadena, CA and earned a bachelor's degree in political science in 1985 from Princeton University, where he was a two-year letterman for the Tiger football team. Kevin and his wife, Anne, have sons, Torin and Keenan, and a daughter, Katherine. The family resides in Woodland, CA.



PAT ROBERTS

COLLEGE SCOUT/REGIONAL

In his 7th season with the Vikings in 2019, Pat Roberts brings a wealth of experience in the scouting field to the team and will serve as a College Scout/Regional for the club, covering the East and Southeast Region. Roberts spent 8 seasons with the Cleveland Browns from 2005-12 and originally entered the NFL in 1998 with Chicago and served in a variety of roles with the team. Roberts began with Cleveland as a national scout from 2005-08 before advancing to Director of College Scouting in 2009 and on to Senior National Scout from 2010-12.

Roberts was an in-house scout for the team in 1998 and spent 1999-2003 as the Bears' Northeast Area Scout before

moving to the Southeast Area in 2004. Prior to joining the Bears, Roberts served briefly as the head strength coach and offensive line coach for Division III Millsaps College in Jackson, MS. His coaching career began at his alma mater, DePauw University in Indiana, where he coached RBs in 1995 and offensive line in 1996-97. Roberts was an offensive guard from 1991-94 while earning a degree in exercise science in 1995. He went on to get a master's degree in exercise science from Indiana State in 1998.

Roberts and wife, Allison, have a daughter, Sophia, and son, Ryder.



MIKE SHOLITON

COLLEGE SCOUT/REGIONAL

Mike Sholiton returns for his 16th season with the Vikings in 2019. He comes to the team with a wealth of football experience. Sholiton will serve as a Vikings College Scout/Regional to find college talent for the team in the West.

Sholiton is in his second stint in the NFL after working as an intern with the scouting, video and community relations departments of the St. Louis Rams from 1997-2000. He was a member of the 1999 Rams staff when the team won Super Bowl XXXIV over Tennessee. While working with the Rams scouting department, Sholiton maintained draft boards and collected scouting reports while evaluating and profiling draft eligible seniors for the 1999 Draft.

Sholiton came to the Vikings after 4 seasons with Fresno State where he served as Football Operations Coordinator for

the Bulldogs. During his tenure with Fresno State the team climbed the national charts and posted one of the most successful stints in school history. The Bulldogs went 36-18 in his four seasons with the program and played in four straight bowl games, including wins over Georgia Tech and UCLA in the 2002 and 2003 Silicon Valley Football Classics respectively.

A native of Cleveland, Sholiton was a four-year letterwinner as a receiver and punt returner at Washington University in St. Louis. He earned his bachelor's degree in marketing in 2000 and went on to earn a master's in kinesiology from Fresno State in 2001. Sholiton and wife, Ashley, have a son, Brett, and daughter, Bonnie. The family resides in San Antonio.



SCOTT KUHN

DIRECTOR OF ANALYTICS/PRO SCOUT

Scott Kuhn returns for his 13th season with the Vikings in 2019 and his 4th as Director of Analytics/Pro Scout, where he will oversee research analysis and project development, and continue in his role as a Pro Scout.

Kuhn works in conjunction with scouting, football, medical and strength and conditioning staffs on projects. He will serve as the primary analyst on draft history, roster construction and player performance. Kuhn directs football analysis for game play and team tendencies along with coordinating XY (Zebra) data analysis. Kuhn will work with Vikings IT to build user interfaces based on analytics discovery.

Kuhn worked with Miami as College Scouting Coordinator for his final 5 seasons. He joined the Dolphins in 2000 as a Player Personnel intern and rose within the organization during his tenure. While in Miami, Kuhn worked closely with Vikings General Manager Rick Spielman and Assistant GM George Paton.

A 1997 graduate of Kansas State University, Kuhn holds a degree in anthropology. He is a native of Topeka, KS and attended Hayden High. Kuhn is married to Rita Kuhn with children Alex and Julia.



JEREMY GRAY

PRO SCOUT

Jeremy Gray returns as a Pro Scout for the Vikings in 2019, his 3rd season with the team. Gray spent the 2017 football season at UCLA as a graduate assistant coach and worked primarily with the wide receivers corps. He helped coach 3 WRs to 50+ receptions and over 500 yards receiving, including a 2018 5th round pick, Jordan Lasley, for the Baltimore Ravens, a top-10 receiver in yards (1,264).

In 2016 as a player personnel assistant for the Vikings Gray evaluated NFL and CFL team rosters for free agency and collegiate rosters in preparation for the draft. During the season he helped construct weekly special teams scouting reports for the coaching staff and assisted with offensive and defensive scouting advances. During the summer of 2015, Gray interned with the Vikings helping scout WRs and LBs during training camp.

A three-time football letterman at Southern Methodist University, Gray suited up at defensive back for 33 career games, playing all 13 games in 2012. After graduating from SMU he became a graduate assistant working primarily with defensive backs and helping assist the defensive coordinator with game planning.

The Lubbock, Texas native earned both his bachelor's and master's from SMU in Sport Management graduating in 2013 and 2016 respectively. He is the son of Vikings defensive backs coach Jerry Gray and currently resides in Eagan, MN with wife, Danielle, and son, Jeff.



CHISOM OPARA

PERSONNEL CONSULTANT

Chisom Opara is in his 2nd season with the Vikings in 2019 and works with the club as a Personnel Consultant, assisting in player scouting and evaluations. Opara has a wealth of experience in NFL personnel, having worked in Cleveland from 2005-17, climbing to Director of Player Personnel.

Opara joined the Browns after spending the 2004 season as a player personnel assistant with the Baltimore Ravens, where he served as an in-house scout and prepared special teams scouting reports, as well as scouting local colleges.

Opara originally signed with Baltimore as an undrafted free agent WR in 2003 and went to training camp with the team before being waived at the end of camp. Opara went back to school and graduated from Princeton in 2004 with a bachelor of arts in politics.

Opara played collegiately as a WR at Princeton and finished his career 2nd all-time in receiving yards (2,198) and 3rd in receptions (154). A native of Baltimore, he served as team captain his senior year and was a 2nd-team All-Ivy League selection.

Opara is married to Megan and the couple has a daughter Brooklyn Emiko Opara.



CONRAD CARDANO

PERSONNEL CONSULTANT

Conrad Cardano is in his 3rd decade with the Vikings in 2019, joining the team in 1987 after a successful stint in collegiate coaching and working in scouting for Blesto. Cardano is in his 5th season as a Personnel Consultant for the Vikings after 25 years on the road scouting for the club.

Since joining the Vikings, Cardano has helped build a team that has made the playoffs 14 times, including NFC Central/North titles in '89, '92, '94, '98, '00, '08 and '09. The team has played in 4 NFC Championship Games during his tenure.

Prior to joining the Vikings, Cardano worked for 3 years (1984-86) for the Blesto Scouting Combine. From 1981-83 he coached at Eastern Kentucky, which won the Ohio Valley Conference title each of his 3 seasons. The Colonels captured the NCAA Division I-AA championship in '82, when they went

13-0. Cardano joined Eastern Kentucky after 2 seasons (1979-80) overseeing WRs at Marshall. His first collegiate coaching job came as offensive coordinator at Catholic University from 1975-78. Cardano coached 2 years at Tuscola High in Waynesville, NC and Dover-Sherborn High in Dover, MA.

Cardano played quarterback for the Hagarstown Bears of the Seaboard Pro League from 1972-73. Cardano played QB at Western Carolina from 1967-70.

Born in Washington, DC, Cardano attended Bladensburg (MD) High School. He earned his bachelor's degree in health and physical education at Western Carolina. In 1982 Cardano received his master's in education administration and supervision from Bowie State College in Maryland. His wife's name is Gloria. Cardano has two sons – Christopher and Anthony.



PAUL WIGGIN

PERSONNEL CONSULTANT

In almost five decades as a player, coach and administrator in the National Football League, Paul Wiggin has been closely linked with the success of several teams.

In his role as a Vikings Personnel Consultant, Wiggin works with the department that is responsible for the evaluation all NFL players and advance scouting of the Vikings' upcoming opponents.


Wiggin first joined the Vikings in 1985 as defensive line coach in Bud Grant's final season as head coach. Wiggin coached the Vikings linemen from '85-91 under Grant and head coach Jerry Burns. He oversaw a line that featured future Hall of Fame DE Chris Doleman and All-Pro DT Keith Millard, who posted 21.0 and 18.0 sacks respectively in 1989, earning Millard NFL Defensive Player of the Year.

Wiggin's career included head coaching jobs at his alma mater, Stanford, from 1980-83 on a team that included John

Elway and Darrin Nelson. From 1975-77 Wiggin was head coach of the Kansas City Chiefs. His coaching career started in 1968 with the San Francisco 49ers defensive line.

As a standout DE for the Cleveland Browns from 1957-67, Wiggin never missed a game, playing in 146 straight. He earned Pro Bowl starts in 1965 and '67 and was named to the Browns all-time team. In 2008 he was inducted as a Cleveland Browns Legend, honoring the top players in franchise history. A 2-time All-American at Stanford, Wiggin was inducted to the College Football Hall of Fame in 2005. He has bachelor's and master's degrees from Stanford.

A native of Modesto (CA), Wiggin attended Manteca Union High. He and his wife, Carolyn, have three children and eight grandchildren.



JERRY REICHOW

PERSONNEL CONSULTANT

Jerry Reichow has seen the growth and development of the Minnesota Vikings with a front row seat since the team first took the field as a raw expansion outfit.

A standout player on the debut Vikings team in 1961, Reichow has worked over four decades with the team in a variety of personnel roles.

Reichow's eye for talent has played a key role in the success of the franchise and he has worked with all seven head coaches in Vikings history.

Reichow began in the Vikings front office in 1966 as Director of Player Personnel. He moved on to be Director of Football Operations in 1975 and Assistant General Manager, National Scouting in 1992. Reichow was a key contributor to the Vikings draft process throughout his career and the team developed a reputation for finding talent hidden in late rounds of the draft.

Originally joining the team in 1961 in a trade from Washington, Reichow played 1961-64 for the Vikings. He led the team in receiving in 1961 and '62, joined Hugh McElhenny in '61 as the first 2 Pro Bowlers in team history and his 11 TD catches '61 stood as the team record until Cris Carter broke it in 1995.

Reichow entered the NFL as a 4th-round pick in 1956 by Detroit, helping the Lions to the 1957 NFL title. Reichow was the 1955 Iowa Hawkeyes MVP. He left school as the school record holder in total offense and played in the Shrine Bowl and Senior Bowl as a senior. On the hardwood, Reichow helped the team to the Final Four in 1955.

A native of Decorah, IA, Reichow and his wife, Carolyn, have three children.



BUD GRANT

CONSULTANT

Bud Grant holds a prominent place in the history of the Vikings franchise but also in the state of Minnesota. An icon of the sport and the team, Grant and the Vikings were synonymous for his 18 seasons as head coach of the club.

Grant retired as the winningest head coach in team history following the 1985 season, capping a career that would be honored with induction into the Pro Football Hall of Fame in 1994, making him the first person inducted into Canton and the Canadian Football Hall of Fame (1983). Grant's place among the giants of the game is marked by an NFL career regular season record of 158-96-5, winning 11 division titles and making 12 playoff berths in his 18 seasons leading the Vikings, capped with 4 Super Bowl berths. Grant won 290 total games in the NFL and CFL. Adding to his many honors throughout his career, the City of Minneapolis re-named a street adjacent to the new Vikings stadium as Bud Grant Way on December 1, 2014 and Grant was honored by the State of Minnesota when September 2, 1984 was declared Bud Grant Day. Grant's CFL coaching legend was immortalized in 2014 when a statue of him was unveiled at Winnipeg's new football stadium.

Grant's coaching career began in the CFL in 1957 with the Winnipeg Blue Bombers. Grant moved to the sideline for 10 seasons (1957-66) immediately after retiring as a player for the Blue Bombers from 1953-56 where he played both ways as a WR/DB and was a Western Conference All-Star 3 times. As a coach in Canada, Grant led Winnipeg to the Grey Cup 6 times, winning the title 4 times- 1958, '59, '61, '62.

During a playoff game against Saskatchewan, Grant snared 5 INTs to set a pro football record for a game. He entered pro football as a 1st-round draft pick with the Philadelphia Eagles where he played for 2 seasons in 1951-52, ranking 2nd in the

NFL in receiving in 1952. Grant had a 203-yard receiving day against the Dallas Texans in 1952 that still ranks as the 4th-best day in Eagles history. He was the 2nd-leading receiver in the NFL in 1952 before moving on to Winnipeg for the final 4 seasons of his pro football playing career.

Despite his many connections to Minnesota, Grant is a native of Superior, WI and graduate of Superior High. Upon graduation in 1945 he enlisted in the Navy and spent his basic training at Great Lakes Naval Station in Chicago where he played on a base football team coached by fellow Hall of Famer Paul Brown. Grant enrolled at the University of Minnesota where he would be a 3-sport standout in football, basketball and baseball, garnering 9 total varsity letters with the Gophers. He twice earned All Big Ten honors in football (1948, '49), was recognized as the team MVP and captain in both football and basketball for the Gophers, earning team MVP in basketball in 1948 and football in 1949. In 1950, Grant was honored as the Minnesota Athlete of the Half Century. He was sought after as a pro athlete, being drafted in the 1st round of the 1950 NFL draft, #14 overall, by the Philadelphia Eagles and also by the NBA's Minneapolis Lakers. He won a pair of NBA titles with the Lakers in 1950 and '51 before turning to football where he played in 1951 and '52 for the Eagles.

The Grant family is prominent in Minnesota in many areas. The matriarch of the Grant family, Bud's wife of 59 years, Pat, passed in the spring of 2009. Grant has 6 children, 19 grandchildren and 10 great-grandchildren, all of which live in the Minnesota area.

VIKINGS STAFF



Quinn Adams

Community Relations
Coordinator



Sam Aintablian

Associate Counsel



Jordan Alberino

Corporate & Partnership
Sales Coordinator



Michael Amore

Facility Services Assistant



Candice Anderson

Production Coordinator



Stephen Anderson

Partnership Activation
Coordinator



Amy Anthony

Director of Events &
Hospitality



Terrell Barnes

Equipment Assistant



Brian Baudreau
Account Executive



Theresa Baugus
MVC Coach and Manager



Elizabeth Bazany
Graphic Designer



Katie Bernhjelm
Director, Partnership
Activation



Tyler Birschbach
Marketing Coordinator



Charlie Boeckenheuer
Manager, Season
Ticket Sales



Emily Bohmbach
Strategic Operations
Partner to the COO



Carly Bonk
Communications
Coordinator



Greg Bostrom
Director of Entertainment



Lee Burg
Motion Graphics Specialist



Luke Burson
Manager of Football
Information Systems



Ryan Cardinal
Senior Manager, Digital
Marketing & Media



Monterrae Carter
Foundation Programs
Coordinator



Tessa Carter
Ticket Office Supervisor



Brandon Clemens
Senior Manager,
Youth Marketing



Chris Corso
Digital Media Coordinator



Madison Cortese
Youth Football Manager



Kathleen Coyle
Corporate Partnerships
Manager



Eric Davidson
IT/AV Specialist



Mai Davis
Executive Assistant to COO



Grant Davison
Turf Manager



Sara Denney
Premium Services
Coordinator



Mike Desplenter
Database Administrator



Anne Doepner
Director of Football
Administration



Alicia Dreyer
Senior Creative Manager



John Dvorak
Senior Account Executive



Jon Ekstrom
Public Relations Manager



Travis Ellison
Photography Coordinator



Ashley Engels
Associate Counsel



Tricia Eppert
Executive Assistant to
Steve Poppen, EVP/CF0



Remy Famodu
Nutritionist



Jessica Faucher
Museum & Asset Manager



Jacque Ferjak
Staff Accountant



Demeka Fields
Associate Counsel



Meaghan Fors
Email Campaign
Coordinator



Matt Freshwater
Systems Administrator



Candy Fuzesy
Director of Premium Seating
Services & Operations



Josh Gormaz
Data Specialist



Adam Groene
Assistant Equipment Manager



Valerie Haekenkamp
Staff Accountant

KICKOFF

EXECUTIVES

COACHES

STAFF

PLAYERS

ROOKIES

2018 SEASON

RECORDS

PLAYOFF RECORDS

HISTORY

EXTRA POINTS



Elizabeth Hackbarth
Foundation Development
Manager



Travis Hamre
Manager, Group Ticket
Sales & Special Projects



Joann Harms
Staff Accountant



Todd Hauck
Senior Information
Technology Specialist



Tami Hedrick
Director, Women's
Initiatives, MVC Head Coach



Alyssa Henke
Youth Marketing
Coordinator



Luther Hippe
Director of Operations-
Team Travel



Mike Huiras
Senior Producer,
Live Programming



Trish Huizinga
Executive Assistant to
Owners



Kim Ippolito
Digital & Social Content
Coordinator



Glen Isralsky
Senior Manager, Corporate
Partnership Sales



Katrina Jaeger
Senior Manager,
Partnership Activation



Felicia Johnson
Social Media Manager



Logan Johnson
Community Relations
Manager



Matt Johnson
Information Technology
Specialist



Rex Johnson
Football Analyst



Debra Jones
Senior Manager,
Alumni Affairs



Jessica Joyce
Guest Services Manager



Scott Kegley
Director, Digital Media &
Innovation



Andy Kenutis
Team Photographer

VIKINGS STAFF



Steve Kilchenman
Video Assistant



Nikki Kill
Co-Coach & Assistant
Coordinator of MVC



Kim Klawiter
Director of Security



Madison Koch
Sales Analytics & Engagement
Data Coordinator



Natalie Kolander
Corporate Partnerships
Manager



Dave Korus
Assistant Director of
Security



Skip Krueger
Director, Broadcasting



Arthur Kuh
Motion Graphics Specialist



Dane Kuhn
Graphic Designer



Jared Kuhn
Turf Technician



Kyle Larson
Turf Technician



Mike Leddy
Premium Services Manager



Bev Lindaman
Executive Assistant -
Legal & HR



Sharon Lohmar
Ticket Operations



Catherine Loose
Senior Coordinator,
Women's Initiatives



Tim Lumb
Manager, Facilities



Bob Marcus
Director of Video



Paul Martin
Manager of Team
Operations



Jesse Marquette
Technical Producer



Nick Maurer
Director of Corporate
Partnerships

VIKINGS STAFF

KICKOFF
EXECUTIVES
COACHES
STAFF
PLAYERS
ROOKIES
2018 SEASON
RECORDS
PLAYOFF RECORDS
HISTORY
EXTRA POINTS



Ryan McCarthy
Broadcast Engineer



Tracy McDonald
Alumni Affairs Coordinator



Kinsey McLaughlin
Partnership Activation
Coordinator



Chrissy Meagher
Executive Assistant to EVP
of Sales & Marketing/CMO



Joe Mee
Senior Manager,
Ticket Operations



Doug Melnyk
Senior Manager-Corporate
Partnerships



Josh Melstrom
Network and Security
Engineer



Alex Miller
Producer



Nicholas Miller
Video Assistant



Nick Miller
Facilities Service Manager



Justin Miner
Director of Facilities



Stuart Morrow
Senior Account Executive



Max Morton
Account Executive, Ticket
Operations & Sales



Jay Nelson
Senior Manager,
Motion Graphics



Paul Nelson
Director of Football
Information Systems



John Neppi
Director of Ticket Sales



Aaron Neumann
Assistant Equipment
Manager



Sam Newton
Football Communications
Manager



Cheryl Nygaard
Director of Information
Technology



Chuck Pamperin
Manager, Ticket & Parking
Operations

VIKINGS STAFF



Craig Peters
Senior Editor



Kendall Peters
Manager, Sales and
Engagement Analytics



Chuck Petersen
Team Operations
Coordinator



Les Pico
Executive Director of Player
Development/Legal



Katie Pluff
Manager, Partnership
Activation



Jackie Ramacher
Graphic Designer



Jordan Ramsey
Partnership Activation
Coordinator



Mary Redmond
Executive Assistant to the
Head Coach



Steve Reed
Senior Account Executive



GH Ridpath
Producer




Jeff Robinson
Manager of Youth
Football Development



Zach Royse
Social Media Strategist



C.J. Rugh
Manager, Special Events



Joe Rush
Special Events Coordinator



Dennis Ryan
Equipment Manager



Kerry Schanno
Senior Financial Analyst



Ann Schumacher
Senior Manager,
Accounting



Genette Sekse Amar
Manager, Engagement and
Sales Analytics



Dan Sidle
Turf Assistant



Taylar Sievert
Senior Graphic Designer

VIKINGS STAFF

EXTRA POINTS HISTORY PLAYOFF RECORDS RECORDS 2018 SEASON ROOKIES PLAYERS STAFF COACHES EXECUTIVES KICKOFF



Carla Smith
Payroll Supervisor/
Accountant



Darius Smith
Entertainment Coordinator



Eric Smith
Team Reporter



Brittany Snyder
Accounts Payable/
Accounting Assistant



Molly Stewart
Human Resources
Coordinator



Jen Stockman
Recruiter/Human
Resources Generalist



Karen Storkamp
Vikings Women &
MVC Coordinator



Jordan Struck
Studio Operations Manager



Chaya Sulman
Programmer



Kari Swaggert
Receptionist



Erin Swartz
Executive Director, Brand
and Creative



Nate Swenson
Partnerships Activation
Coordinator



Brett Taber
Executive Director,
Social Impact



Caitlin Tanzer
Creative Project Coordinator



Pat Thompson
Advertising Coordinator



Kyle Titus
Building Maintenance
Technician




Jen Tomashek
Sales Analytics &
Engagement Specialist



Nate Vaughn
Senior Producer,
Original Content



Viktor
The Viking



Nathan Wakely
Building Maintenance
Technician

VIKINGS STAFF



Claire Walden
Special Events Coordinator



Rich Wang
Sales Analytics &
Engagement Specialist



Ginger Wassman
Executive Assistant-
Sales & Marketing



Amy Werdine
Guest Services Coordinator



Allan Wertheimer
Senior Manager, Production



Tom West
Director of Public Relations



Patrick Whinnery
Director of Finance



Kelly Wilske
Executive Assistant -
General Manager



Mike Wobschall
Senior Manager, Content



Lindsey Young
Staff Writer/Assistant
Editor



Taylor Young
Football Administration
Coordinator



Kaitlin Zarecki
Events Manager



2019 VIKINGS STAFF DIRECTORY

OWNER/CHAIRMAN Zygi Wilf
OWNER/PRESIDENT Mark Wilf
OWNER/VICE CHAIRMAN Leonard Wilf
OWNERSHIP PARTNERS ... Scott Landis, David Mandelbaum

EXECUTIVE STAFF

General Manager Rick Spielman
 Chief Operating Officer Kevin Warren
 Executive VP- Public Affairs Lester Bagley
 Executive VP- Real Estate Development & Strategic Projects
 Don Becker
 Executive VP- Football Operations Rob Brzezinski
 Executive VP & Chief Marketing Officer Steve LaCroix
 Executive VP & Chief Financial Officer Steve Poppen
 Executive VP -Strategic Planning & Business Initiatives
 Jonathan Wilf

CONSULTANT

Consultant Bud Grant

ADMINISTRATION

Executive Assistant to Owners Trish Huizinga
 Exec. Asst. to EVP of Sales & Marketing/CMO...Chrissy Meagher
 Executive Assistant COO Mai Davis
 Executive Assistant to CFO Tricia Eppert
 Executive Assistant, Sales & Marketing... Ginger Wassman
 Executive Assistant, Legal & HR Bev Lindaman
 Receptionist Kari Swaggert

COACHING STAFF

Head Coach Mike Zimmer
 Defensive Coordinator George Edwards
 Special Teams Coordinator Marwaan Maalouf
 Offensive Coordinator Kevin Stefanski
 Assistant Head Coach/Offensive Advisor Gary Kubiak
 Tight Ends Brian Pariani
 Assistant Special Teams Ryan Ficken
 Defensive Backs Jerry Gray
 Wide Receivers Drew Petzing
 Defensive Line Andre Patterson
 Running Backs Kennedy Polamalu
 Assistant Defensive Line Robert Rodriguez
 Offensive Line Rick Dennison
 Quarterbacks Clint Kubiak
 Linebackers Adam Zimmer
 Assistant Offensive Line Andrew Janocko
 Defensive Assistant/Assistant DBs Jeff Howard
 Offensive Quality Control Christian Jones
 Offensive Quality Control AC Patterson
 Defensive Quality Control Nick Rallis
 Director of Competition Development Mark Uyeyama
 Assistant Strength and Conditioning Derik Keyes
 Assistant Strength and Conditioning Chaz Mahle
 Executive Assistant to Head Coach Mary Redmond

PLAYER PERSONNEL/FOOTBALL ADMINISTRATION

VP of Player Personnel/Asst. General Manager ...George Paton
 Director of Pro Scouting Ryan Monnens
 Director of College Scouting Jamaal Stephenson
 Director of Analytics/Pro Scout Scott Kuhn
 Pro Scout Reed Burckhardt
 Pro Scout Jeremy Gray
 College Scout/Area Frank Acevedo
 College Scout/Area Kevin McCabe
 College Scout/Regional Pat Roberts
 College Scout/Regional Mike Sholiton
 College Scout/Area Blaine Gramer
 College Scout/Area Sean Gustus
 College Scout/Blesto Jake Essler
 College Scouting Consultant Chisom Opara

Director of Football Administration Anne Doepner
 Football Administration Coordinator Taylor Young
 Director of Football Information Systems Paul Nelson
 Manager of Football Information Systems Luke Burson
 Database Administrator Mike Desplenter
 Programmer Chaya Sulman
 Executive Assistant-General Manager Kelly Wilske
 Manager of Football Operations/College Scout Kelly Kleine
 Football Analyst Rex Johnson
 Personnel Consultant Conrad Cardano
 Personnel Consultant Jerry Reichow
 Personnel Consultant Paul Wiggins

PLAYER DEVELOPMENT

Executive Director of Player Development/Legal.. Les Pico

EQUIPMENT

Equipment Manager Dennis Ryan
 Assistant Equipment Manager Aaron Neumann
 Assistant Equipment Manager Adam Groene
 Equipment Assistant Terrell Barnes

MEDICAL

VP of Sports Medicine/Head Athletic Trainer Eric Sugarman
 Coord. of Rehabilitation/Asst. Athletic Trainer Tom Hunkele
 Assistant Athletic Trainer Rob Roche
 Assistant Athletic Trainer Dave Jantzi
 Assistant Athletic Trainer Amanda DeKanic
 Nutritionist Remi Famodu

OPERATIONS/FACILITIES

Vice President of Operations & Facilities Chad Lundeen
 Director of Operations-Team Travel Luther Hippe
 Director of Facilities Justin Miner
 Manager, Team Operations Paul Martin
 Team Operations Coordinator Chuck Petersen
 Turf Manager Grant Davisson
 Turf Assistant Dan Sidle
 Turf Technician Tyler Gosney
 Turf Technician Jared Kuhn
 Turf Technician Kyle Larson
 Facilities Service Manager Nick Miller
 Building Maintenance Manager Tim Lumb
 Building Maintenance Technician Kyles Tite
 Building Maintenance Technician Nathan Wakely
 Facility Services Assistant Michael Amore

LEGAL

Vice President, Legal & Social Impact Karin Nelson
 Associate Counsel Ashley Engels
 Associate Counsel Samuel Aintablian II
 Associate Counsel Demeka Fields

VIDEO

Director of Video Bob Marcus
 Video Assistant Nick Miller
 Video Assistant Steve Kilchenman

SECURITY

Director of Security Kim Klawiter
 Assistant Security Director Dave Korus

SALES AND MARKETING

VP of Marketing & Fan Engagement Dannon Hulskotter
 Director, Events & Hospitality Amy Anthony
 Director, Brand & Creative Erin Swartz
 Senior Creative Manager Alicia Dreyer
 Senior Graphic Designer Taylor Sievert
 Graphic Designer Jackie Ramacher
 Graphic Designer Elizabeth Bazany
 Graphic Designer Dane Kuhn
 Creative Project Manager Caitlin Tanzer
 Museum & Asset Manager Jessica Faucher

Team Photographer.....Andy Kenutis
 Photography Coordinator..... Travis Ellison
 Advertising Coordinator.....Pat Thompson
 Senior Manager, Youth Marketing.....Brandon Clemens
 Manager, Special Events.....C.J. Rugh
 Events Manager.....Kaitlin Zarecki
 Special Events Coordinator.....Claire Walden
 Special Events Coordinator.....Joe Rush
 Marketing Coordinator.....Tyler Birschbach
 Youth Marketing Coordinator.....Alyssa Henke
 Director, Women's Initiatives/MVC Head Coach.....Tami Hedrick
 Senior Coordinator, Women's Initiatives.....Catherine Loose
 Co-Coach & Assistant Coordinator of MVC.....Nikki Kill
 MVC Coach and Manager.....Theresa Baugus
 Vikings Women & MVC Coordinator.....Karen Storkamp

VIKINGS ENTERTAINMENT NETWORK

Vice President of Content & Production.....Bryan Harper
 Executive Director, Digital Media & Innovation.....Scott Kegley
 Director, Broadcasting.....Skip Krueger
 Director, Entertainment.....Greg Bostrom
 Senior Manager, Digital Marketing & Media.....Ryan Cardinal
 Senior Manager, Production.....Allan Wertheimer
 Senior Manager, Content.....Mike Wobschall
 Senior Editor.....Craig Peters
 Team Reporter.....Eric Smith
 Staff Writer/Assistant Editor.....Lindsey Young
 Social Media Manager.....Felicia Johnson
 Social Media Strategist.....Zach Royse
 Senior Manager, Motion Graphics.....Jay Nelson
 Motion Graphics Specialist.....Lee Burg
 Motion Graphics Specialist.....Arthur Kuh
 Broadcast Engineer.....Ryan McCarthy
 Technical Producer.....Jesse Marquette
 Broadcast & Entertainment Coordinator.....Darius Smith
 Studio Operations Manager.....Jordan Struck
 Senior Producer, Live Programming.....Mike Huiras
 Senior Producer, Original Content.....Nate Vaughn
 Producer.....GH Ridpath
 Producer.....Alex Miller
 Production Coord./Assoc. Producer.....Candice Anderson
 Digital Media Coordinator.....Chris Corso
 Digital & Social Content Coordinator.....Kim Ippolito

PARTNERSHIPS ACTIVATION AND SPECIAL PROJECTS

VP of Partnerships Activation & Special Projects.....
Tanya Dreesen
 Director, Partnership Activation.....Katie Bernhjem
 Senior Manager, Partnership Activation.....Katie Pluff
 Senior Manager, Partnership Activation.....Katrina Jaeger
 Partnership Activation Coordinator.....Jordan Ramsey
 Partnership Research & Analytics Coord...Stephen Anderson
 Partnership Activation Coordinator.....Nate Swenson
 Partnership Activation Coordinator.....Kinsey McLaughlin

CORPORATE PARTNERSHIPS

VP of Corporate & Technology Partnerships...John Penhollow
 Director, Corporate Partnership Sales.....Nick Maurer
 Senior Manager, Corporate Partnership Sales...Doug Melnyk
 Manager, Corporate Partnership Sales.....Natalie Kolander
 Senior Manager, Premium Sales.....Kathleen Coyle
 Senior Manager, Corporate Partnership Sales..Glenn Israsky
 Corporate & Partnership Sales Coord.....Jordan Alberino

CORPORATE DEVELOPMENT AND GUEST RELATIONS

VP of Corporate Development & Guest Relations....J.P. Paul
 Director, Premium Seating Services & Ops....Candy Fuzesy
 Guest Services Manager.....Jessica Joyce
 Premium Seating Services Manager.....Mike Leddy
 Premium Services Coordinator.....Sara Denney

Guest Services Coordinator.....Amy Werdine

CORPORATE STRATEGY

Strategic Operations Partner to the COO...Emily Bohmbach

TICKETS AND SUITES

VP of Ticket Sales & Operations.....Phil Huebner
 Director, Sales Analytics and Engagement.....Rich Wang
 Director, Ticket Sales.....John Neppi
 Senior Manager, Ticket Operations.....Joe Mee
 Manager, Ticket and Parking Operations.....Chuck Pamperin
 Manager, Season Ticket Sales.....Charlie Boeckenheuer
 Manager, Group Ticket Sales & Special Projects...Travis Hamre
 Senior Account Executive.....Steve Reed
 Ticket Office Supervisor.....Tessa Carter
 Senior Account Executive.....Stuart Morrow
 Senior Account Executive.....John Dvorak
 Account Executive.....Brian Baudreau
 Ticket Sales Representative.....Sharon Lohmar
 Account Executive, Ticket Operations & Sales...Max Morton
 Mgr., Engagement & Sales Analytics.....Genette Sekse Amar
 Manager, Sales and Engagement Analytics.....Kendall Peters
 Sales Analytics & Engagement Data Coord....Madison Koch
 Sales Analytics & Engagement Specialist.....Jen Tomashek
 Email Campaign Coordinator.....Meaghan Fors
 Data Specialist.....Josh Gormaz

ACCOUNTING AND FINANCE

Vice President of Finance & Controller.....Kate Shibilski
 Director of Finance.....Patrick Whinnery
 Senior Manager, Accounting.....Ann Schumacher
 Senior Financial Analyst.....Kerry Schanno
 Staff Accountant.....Joann Harms
 Payroll Supervisor/Accountant.....Carla Smith
 Staff Accountant.....Jacque Ferjak
 Accounts Payable/Accounting Assistant...Brittany Snyder
 Staff Accountant.....Valerie Haekenkamp

SOCIAL IMPACT

Executive Director Social Impact.....Brett Taber
 Community Relations Manager.....Logan Johnson
 Community Relations Coordinator.....Quinn Adams
 Youth Football Development Manager.....Jeff Robinson
 Youth Football Manager.....Madison Cortese
 Foundation Programs Coordinator.....Monterae Carter
 Foundation Development Manager...Elizabeth Hackbarth
 Senior Manager, Alumni Affairs.....Debra Jones
 Alumni Affairs Coordinator.....Tracy McDonald

HUMAN RESOURCES

Vice President, People & Culture.....Lara Juras
 Human Resources Generalist/Recruiter.....Jen Stockman
 Human Resources Coordinator.....Molly Stewart

INFORMATION TECHNOLOGY



Director of Information Technology.....Cheryl Nygaard
 Senior Information Technology Specialist.....Todd Hauck
 Information Technology Specialist.....Matt Johnson
 Network & Security Engineer.....Josh Melstrom
 Systems Administrator.....Matt Freshwater
 IT/AV Specialist.....Eric Davidson

PUBLIC RELATIONS

VP of Football and Media Communications.....Bob Hagan
 VP of Corporate and Strategic Communications...Jeff Anderson
 Director of Public Relations.....Tom West
 Public Relations Manager.....Jon Ekstrom
 Football Communications Manager.....Sam Newton
 Communications Coordinator.....Carly Bonk

2019 VIKINGS CHEERLEADERS

The Minnesota Vikings are dance athletes that are an integral part of the total NFL fan experience on game day at U.S. Bank Stadium. The MVC represent the Minnesota Vikings as both community and brand ambassadors. Through hundreds of appearances, game day performances, youth initiatives and charitable events associated with the Minnesota Vikings, the MVC make an impact across Minnesota and beyond. To book an appearance by the Minnesota Vikings Cheerleaders or to get information on their programs, visit Vikings.com.



P L A Y E R S



KFAN

SPORTS RADIO - FM 100.3

**INTERVIEWS, PODCASTS,
HIGHLIGHTS AND MORE!**

DOWNLOAD THE IHEARTRADIO APP FOR FREE TODAY!





31

AMEER ABDULLAH

POSITION: Running Back
HEIGHT/WEIGHT: 5-9/203
DOB: 6-13-93
HOMETOWN: Homewood, AL

COLLEGE: Nebraska
ACQUIRED: W (DET) 2018
NFL SEASON: 5
VIKINGS SEASON: 2

2018 GP/GS	Career GP/GS	Playoffs GP/GS
10/0	42/22	0/0
(3/0 DET, 7/0 MIN) (35/22 DET, 7/0 MIN)		

- Acquired by Minnesota via waivers prior to Week 11 of the 2018 season after beginning the year in Detroit.
- Played with Vikings LT Riley Reiff while with the Lions.
- The highest drafted Nebraska Cornhusker (Round 2, Pick #54 of the 2015 NFL Draft) since Prince Amukamara was selected with the 19th overall pick in the 2011 NFL Draft.

OFF THE FIELD In collaboration with Project Success, traveled with Vikings teammates and Twin Cities area students to Washington, D.C. to tour the National Museum of African American History and Culture. He also visited the United States Holocaust Memorial Museums during the 2019 offseason... After being contacted by Dearborn, Mich., students on social media, Abdullah personally assisted local youth groups with ongoing water donation drives for the residents of Flint, Mich., over two years. Impressed by the students' hand-written thank-you notes, Abdullah cited the students' ability to use social media for the greater good as what drew him to the group...Is the youngest of nine siblings, all of whom have earned college degrees. He has two brothers and six sisters. Among his siblings include two lawyers, one CNN producer, one bank branch manager and business owners...Graduated from Nebraska with a degree in history, which he completed in three-and-a-half years. Earned Academic All-Big Ten honors in 2013 and 2014.

HONORS NFC Special Teams Player of the Week: 2015 (Week 10 at Green Bay)...Voted by his teammates as the Mel Farr Rookie of the Year Award recipient in 2015.

PRO Signed a 1-year contract with Minnesota on 3/18/19... Claimed by Minnesota via waivers on 11/7/18...Waived by Detroit on 11/6/18...Placed on Reserve/Injured list on 9/21/16 following a foot injury...Originally selected by the Detroit Lions in the 2nd Round (54 overall) of the 2015 NFL Draft.

2018 Served as Minnesota's primary kick returner for the last 7 games of the season after beginning the year with Detroit. Totaled 258 yards on 10 kick returns with a long of 33 yards while with the Vikings...Ran back 2 kickoffs for 52 yards and notched 1 ST tackle at Detroit (12/23) in his first meeting with his former team...Returned 1 kickoff for 24 yards vs. Miami (12/16)...Brought back 3 kicks for 64 yards at Seattle (12/10)... Returned 2 kickoffs for 61 yards at New England (12/2), including a 33-yard return in the 1st half that marked his longest return of the season...Made his Vikings debut at Chicago (11/18), catching 1 pass for 10 yards and returning 2 kickoffs for 57 yards...Claimed by Minnesota on 11/7/18...Waived by Detroit on 11/6/18...Caught 1 pass for 6 yards and returned 3 kickoffs for 77 yards vs. Seattle (10/28)...Rushed 1 time for 1 yard and caught 1 pass for 12 yards at Miami (10/21)...Recorded a 30-yard kickoff return against the Green Bay Packers in his first appearance of the 2018 season (10/7).

2017 Finished the season with 165 carries, 552 rushing yards and a career-high four rushing touchdowns. Added 25 receptions, 162 receiving yards and one receiving touchdown...

Rushed for 30 yards on 15 carries in Week 1 against Arizona (9/10). Totaled 3 receptions for 11 yards in the victory...Rushed for 86 yards on 17 attempts in Week 2 at New York Giants (9/18)...Hauled in three receptions for 39 yards and rushed for 47 yards on 14 attempts in Week 3 against Atlanta (9/24)... Rushed for a career-high 94 yards and a touchdown on 20 attempts in Week 4 at Minnesota (10/1). Totaled 15 yards on three receptions...Rushed for 31 yards and caught one pass for three yards in Week 5 against Carolina (10/8). Rushed for 54 yards in Week 6 at New Orleans (10/15)...Rushed for 27 yards and caught three passes for 11 yards in Week 8 against Pittsburgh (10/29)...Rushed for 48 yards and a touchdown in Week 9 at Green Bay (11/6). Totaled nine yards on one reception...Ran for 52 yards and caught one pass for 3 yards in Week 10 against Cleveland (11/12). Recorded his third rushing touchdown of the 2017 season with an 8-yard run and set a new single-season career high for rushing touchdowns... Rushed for 22 yards and hauled in two receptions for 13 yards and a touchdown at Chicago (11/19)...Inactive in Weeks 13-14... Rushed for 21 yards on six attempts in Week 16 at Cincinnati (12/24)...Rushed for 18 yards on eight attempts and caught one pass for 11 yards in Week 17 against Green Bay (12/31). Returned one kickoff for 25 yards.

2016 Led the ground attack for Detroit in Week 1 at Indianapolis (9/11) with 63 rushing yards on 12 carries. Hauled in 5 receptions for 57 yards and a touchdown in the victory...Rushed six times for 38 yards in Week 2 (9/18) against Tennessee before leaving the game in the second quarter due to injury...Placed on injured reserve (foot) on Sept. 21, 2016.

2015 Contributed both on offense and special teams as a return man in his first NFL season...Finished his debut season with 143 carries, 597 rushing yards and two rushing touchdowns...Added 25 receptions, 183 receiving yards and one touchdown reception...As a return man, returned 37 kickoffs for 1,077 yards...Had 94 total yards from scrimmage against the Chargers, the third-most by a Lions rookie in Week 1 since 1960 and the most since RB Billy Sims registered 153 total yards at the Los Angeles Rams Sept. 7, 1980...Recorded eight carries for 23 yards in Week 3 vs. Denver (9/27). Also caught two balls for 19 yards and his first career touchdown reception... Returned six kickoffs for 151 yards, which are both career-highs, in Week 8 at Kansas City in London (11/1)...Rushed five times for 15 yards and returned two kickoffs for 134 yards, including a 104-yard return, which tied an NFL record for the longest non-scoring play, in Week 10 at Green Bay (11/15)...Recorded 16 carries for 63 yards in his first Thanksgiving Day action in Week 12 vs. Philadelphia (11/26). Also caught one pass for 12 yards and returned one kickoff for 25 yards...Rushed 13 times for 67 yards, including a career-long run of 36 yards in Week 13 vs. Green Bay (12/3). Also returned two kickoffs for 51 yards... Rushed nine times for 77 yards and one touchdown in Week 15 at New Orleans (12/21)...In Week 16 vs. San Francisco, had eight carries for 39 yards with a long of 10. With 117 all-purpose yards in the Lions' 32-17 win over San Francisco, Abdullah became the third Lions rookie to reach 1,700+ all-purpose yards...With 115 all-purpose yards (44 rushing, 7 receiving, 64 kickoff returns) in Week 17 at Chicago, Abdullah became the third rookie in team history with 1,800+ all-purpose yards (RB Billy Sims, 1,907 in

1980; RB Barry Sanders, 1,870 in 1989). His total of 1,857 is the third-most by a rookie in franchise history. In total, he gained 780 yards from scrimmage (597 rushing, 183 receiving) and 1,077 on kickoff returns.

COLLEGE Ended his collegiate career at Nebraska as the only player to record three-consecutive seasons with 1,000 rushing yards (1,137 in 2012; 1,690 in 2013; 1,611 in 2014). Started in all 53 games he played and concluded his four-year career with 813 carries, 4,744 yards and 29 touchdowns, as well as 73 receptions for 690 yards and seven touchdowns as a receiver. As a return man, his career statistics include 61 kickoff returns for 1,592 yards and one touchdown, and 31 punt returns for 316 yards and one touchdown...Totalled 7,186 all-purpose yards on 978

attempts in 53 games (135.6 yards per game)...As a senior was named a 2014 Second Team All-American (Walter Camp, CBS, Scout, Athlon, *Associated Press*, Sports Illustrated), 2014 Doak Walker Finalist and 2014 Second-Team All-Big Ten...Named a 2013 First Team All-Big Ten and Third Team All-American by the *Associated Press* as a junior...Earned Second Team All-Big Ten honors as a sophomore.

PREP As a senior at Homewood High School, rushed for 1,800 yards while adding 515 yards receiving and 4 punt return TDs. Named the 2010 Alabama South region player of the year... Also participated in track and field, competing as a sprinter and long jumper.

ABDULLAH'S NFL TOTALS

RUSHING							RECEIVING				
Year	GP/GS	Att.	Yds.	Avg.	Lg.	TD	No.	Yds.	Avg.	Lg.	TD
2015 (Det)	16/9	143	597	4.2	36	2	25	183	7.3	36	1
2016 (Det)	2/2	18	101	5.6	24	0	5	57	11.4	18	1
2017 (Det)	14/11	165	552	3.3	34	4	25	162	6.5	22	1
2018	10/0	1	1	1.0	1	0	3	28	9.3	12	0
(Det)	3/0	1	1	1.0	1	0	2	18	9.0	12	0
(Min)	7/0	0	0	0.0	0	0	1	10	10.0	10	0
Total	42/22	327	1,251	3.8	36	6	58	430	7.4	36	3

KICKOFF RETURNS					
Year	KOR	Yds.	Avg.	Lg.	TD
2015 (Det)	37	1,077	29.1	104	0
2016 (Det)	0	0	0.0	0	0
2017 (Det)	8	179	22.4	29	0
2018	14	365	26.1	33	0
(Det)	4	107	26.8	32	0
(Min)	10	258	25.8	33	0
Total	59	1,621	27.5	104	0

SINGLE-GAME CAREER HIGHS (* - playoffs)

Rushing Attempts	21 at Green Bay, 11/6/17
Rushing Yards	94 at Minnesota, 10/1/17
Long Rush	36 vs. Green Bay, 12/3/15
Rushing TD	1 6x, last vs. Green Bay, 12/31/17
Receptions	5 at Indianapolis, 9/11/16
Receiving Yards	57 at Indianapolis, 9/11/16

Long Reception	36 at San Diego, 9/13/15
Receiving TDs	1 3x, last at Chicago, 11/19/17
All-Purpose Yards	212 at New Orleans, 12/21/15
Kickoff Returns	6 at Kansas City, 11/1/15
KO Return Yards	151 at Kansas City, 11/1/15
Long KO Return	104 at Green Bay, 11/15/15

ABDULLAH'S TOUCHDOWNS

GAME	PLAY
at San Diego, 9/13/15	24 rush
vs. Denver, 9/27/15	16 pass from Stafford
at New Orleans, 12/21/15	15 rush
vs. Indianapolis, 9/11/16	11 pass from Stafford
at Minnesota, 10/1/17	3 rush
at Green Bay, 11/6/17	4 rush
vs. Cleveland, 11/12/17	8 rush
at Chicago, 11/19/17	2 pass from Stafford
vs. Green Bay, 12/31/17	7 rush
Total	9 (6 rushing, 3 receiving)



Abdullah meets with fans at Vikings General Manager Rick Spielman and Executive Vice President of Football Operations Rob Brzezinski's annual Adoption Fun Fest in December of 2018.

ABDULLAH'S CAREER GAME-BY-GAME (* starts)

2015	DET	RUSHING					RECEIVING				
		Att.	Yards	Avg.	Long	TD	No.	Yards	Avg.	Long	TD
9/13	@ SD	7	50	7.1	24T	1	4	44	11.0	36	0
9/20	@MIN*	6	9	1.5	7	0	1	9	9.0	9	0
9/27	DEN	8	23	2.9	9	0	2	19	9.5	16T	1
10/5	@ SEA*	13	33	2.5	9	0	2	11	5.5	12	0
10/11	ARI	6	16	2.7	5	0	1	9	9.0	9	0
10/18	CHI*	14	48	3.4	12	0	3	21	7.0	13	0
10/25	MIN	8	43	5.4	13	0	0	0	0.0	0	0
11/1	@ KC	1	3	3.0	3	0	0	0	0.0	0	0
11/15	@ GB	5	15	3.0	9	0	1	7	7.0	7	0
11/22	OAK	12	44	3.7	9	0	1	2	2.0	2	0
11/26	PHI*	16	63	3.9	23	0	1	12	12.0	12	0
12/3	GB*	13	67	5.2	36	0	0	0	0.0	0.0	0
12/13	@ STL*	7	23	3.3	7	0	2	21	10.5	14	0
12/21	@ NO*	9	77	8.6	27	1	2	12	6.0	7	0
12/27	SF*	8	39	4.9	10	0	4	9	2.3	4	0
1/3/16	@ CHI*	10	44	4.4	11	0	1	7	7.0	7	0
GP/GS: 16/9		143	597	4.2	36	2	25	183	7.3	36	1

2016	DET	Att.	Yards	Avg.	Long	TD	No.	Yards	Avg.	Long	TD
9/11	@IND*	12	63	5.3	13	0	5	57	11.4	18	1
9/18	TEN*	6	38	6.3	24	0	0	0	0.0	0	0
9/25	@ GB	INJURED RESERVE									
10/2	@ CHI	INJURED RESERVE									
10/9	PHI	INJURED RESERVE									
10/16	STL	INJURED RESERVE									
10/23	WAS	INJURED RESERVE									
10/30	@ HOU	INJURED RESERVE									
11/6	@ DET	INJURED RESERVE									
11/20	JAX	INJURED RESERVE									
11/24	MIN	INJURED RESERVE									
12/4	@ NO	INJURED RESERVE									
12/11	CHI	INJURED RESERVE									
12/18	@ NYG	INJURED RESERVE									
12/26	@ DAL	INJURED RESERVE									
1/1/16	GB	INJURED RESERVE									
GP/GS: 2/2		18	101	5.6	24	0	5	57	11.4	18	1

2017	DET	Att.	Yards	Avg.	Long	TD	No.	Yards	Avg.	Long	TD
9/10	ARI*	15	30	2.0	7	0	3	11	3.7	6	0
9/18	@ NYG*	17	86	5.1	34	0	0	0	0.0	0	0
9/24	ATL*	14	47	3.4	11	0	3	39	13.0	22	0
10/1	@MIN*	20	94	4.7	29	1	3	15	5.0	8	0
10/8	CAR*	10	31	3.1	16	0	1	3	3.0	3	0
10/15	@ NO*	14	54	3.9	34	0	0	0	0.0	0	0
10/29	PIT*	11	27	2.5	8	0	3	11	3.7	8	0
11/6	@ GB*	21	48	2.3	11	1	1	9	9.0	9	0
11/12	CLE*	11	52	4.7	20	1	1	3	3.0	3	0
11/19	@ CHI*	11	22	2.0	11	0	2	13	6.5	11	1
11/23	MIN*	6	14	2.3	5	0	3	29	9.7	18	0
12/3	@ BAL	INACTIVE									
12/10	@ TB	INACTIVE									
12/16	CHI	1	8	8.0	8	0	3	13	4.3	11	0
12/24	@ CIN	6	21	3.5	6	0	1	5	5.0	5	0
12/31	GB	8	18	2.3	7	1	1	11	11.0	11	0
GP/GS: 14/11		165	552	3.4	34	4	25	162	6.5	22	1

RUSHING							RECEIVING				
2018	DET/MIN	Att.	Yards	Avg.	Long	TD	No.	Yards	Avg.	Long	TD
9/10	NYJ		INACTIVE								
9/16	@ SF		INACTIVE								
9/23	NE		INACTIVE								
9/27	@ DAL		INACTIVE								
10/7	GB	0	0	0.0	0	0	0	0	0.0	0	0
10/21	@ MIA	1	1	1.0	1	0	1	12	12.0	12	0
10/28	SEA	0	0	0.0	0	0	1	6	6.0	6	0
11/4	@ MIN		INACTIVE								
WAIVED BY DETROIT 11/6/18 CLAIMED BY MINNESOTA 11/7/18											
11/18	@ CHI	0	0	0.0	0	0	1	10	10.0	10	0
11/25	GB	0	0	0.0	0	0	0	0	0.0	0	0
12/2	@ NE	0	0	0.0	0	0	0	0	0.0	0	0
12/10	@ SEA	0	0	0.0	0	0	0	0	0.0	0	0
12/16	MIA	0	0	0.0	0	0	0	0	0.0	0	0
12/23	@ DET	0	0	0.0	0	0	0	0	0.0	0	0
12/31	CHI	0	0	0.0	0	0	0	0	0.0	0	0
GP/GS: 10/0		1	1	1.0	1	0	3	28	9.3	12	0

VIKINGS TAKE PART IN “PROJECT SUCCESS” TRIP

During the 2019 offseason, multiple Minnesota Vikings traveled to Washington, D.C., with 50 students from Minneapolis public schools to take part in a two-day program with Project Success, a Minnesota-based organization focused on motivating and inspiring students to dream about their futures. The group participated in a facilitated discussion surrounding social justice issues before visiting the Smithsonian’s National Museum of African American History and Culture. The Vikings also visited the United States Holocaust Memorial Museum. Vikings Owner/President Mark Wilf; Chief Operating Officer Kevin Warren; current Vikings Ameer Abdullah, C.J. Ham, Anthony Harris and Stephen Weatherly; Vikings Legends Visanthe Shiancoe and Tony Richardson and staff members joined the group.



From left: Vikings safety Anthony Harris, Vikings running back Ameer Abdullah, Vikings Legend Visanthe Shiancoe, Vikings fullback C.J. Ham, Vikings defensive end Stephen Weatherly and Vikings Legend Tony Richardson outside the Washington Monument.



20

MACKENSIE ALEXANDER

POSITION: Cornerback
HEIGHT/WEIGHT: 5-10/192
DOB: 11-12-93
HOMETOWN: Immokalee, FL

COLLEGE: Clemson
ACQUIRED: D2 (#54) 2016
NFL SEASON: 4
VIKINGS SEASON: 4

2018 GP/GS
15/6

Career GP/GS
42/6

Playoffs GP/GS
2/0

• Started a career-high 6 games in 2018, leading Minnesota with 10 PBUs.

• Registered 4.0 sacks in 2018 to lead all NFL CBs and tied Robert Griffith for the most in a single season by a Vikings DB.

OFF THE FIELD Honored by Collier County, Fla, when June 28, 2016, was recognized as Mackensie Alexander Day to honor his success and charitable works...Helped host Special Olympics MN athletes for an evening of flag football at TCO Performance Center...Spoke to the Vikings' 2017 rookie class during the team's Rookie Success Program in the offseason...Twin brother, Mackenro, played at Auburn and Northeast Mississippi Community College before transferring to Iowa State, where he finished his collegiate career...Born to Haitian immigrants in South Florida who picked tomatoes and oranges to provide for the family...Spoke at a migrant workers conference in Pennsylvania during the 2017 offseason...Friends with Raiders' 2016 1st-round selection 5 Karl Joseph and his family, who also share Haitian heritage...Teamed up with Adidas to donate \$10,000 worth of shoes to the Collier County Boys and Girls Clubs in his hometown just days after being drafted...Majored in parks, recreation and tourism...Frequently visits Haiti, including a trip after the team's Thanksgiving game in 2017.

PRO Appeared in a career-high 15 games in 2018, making 6 starts...Appeared in 14 games in 2017, helping the Vikings defense rank #1 in scoring and yardage...Made his NFL debut at Tennessee (9/11/16)...Selected with the 54th overall pick in the 2016 NFL Draft...Teammates at Clemson in the defensive backfield with Vikings 7th-rounder Jayron Kearse...Was the 2nd of 9 Clemson Tigers to be picked in the 2016 draft, and 7 of the 9 Clemson selections were on the defensive side of the ball, including 3 DBs.

2018 Started a career-high 6 games in 2018, playing primarily as the nickel corner...Led all NFL CBs with 4.0 sacks in 2018, tying Robert Griffith's franchise record for most single-season sacks by a DB...Led the team with 10 PBUs on the season...Recorded his 7th TFL of the season at Detroit (12/23)...Wrapped up his 4th sack of the season vs. Miami, ending the day with 3 solo tackles, 2 TFL, 1.0 sacks, 1 QBH and 2 PBUs...Made 4 tackles (3 solo) and 1 PBU at New England (12/2)...Logged 4 total tackles (2 solo) vs. Green Bay (11/25)...Recorded 2 solo tackles and 2 PBUs at Chicago (11/18)...Sacked Matthew Stafford 1.0 time as the team set a record with 10 sacks vs. Detroit (11/4)...Was all over the field vs. Arizona (10/14), totaling 5 tackles (4 solo), 2 TFL, 1 sack, 1 QBH, and 1 PBU...Made his first career start at Green Bay (9/16), recording 7 tackles (7 solo) and coming up with a key sack, the first of his career, to halt an overtime drive.

2017 Appeared in 14 games and helped the Vikings defense rank #1 in points allowed and yards allowed...Posted 2 tackles (1 solo) at Philadelphia (1/21/18) in the Vikings' NFC Championship game loss...Tallied 2 tackles (1 solo) and a PD vs. New Orleans (1/14/18) in his first career playoff game...Played on defense and special teams vs. Chicago (12/31)...Made 1 solo tackle and his 2nd career TFL at Green Bay (12/23)...Inactive vs. Cincinnati (12/17) as the Vikings clinched the 2017

NFC North title...Tallied 2 tackles (1 solo) at Carolina (12/10)...Registered a PD at Atlanta (12/3)...Recorded the 2nd QBH of his career in as many weeks and a PD at Detroit (11/23)...Tallied his 1st career TFL vs. Los Angeles (11/19) along with 2 solo tackles and a PD...Snagged his 1st career INT, and 1st since his HS days, at Washington (11/12) on his 24th birthday, also adding a solo tackle and 2 PD...Totaled 3 tackles (2 solo) vs. Cleveland (10/29) at Twickenham Stadium in London, England, as a part of the NFL's International Series...Inactive vs. Baltimore (10/22) due to a hip injury...Posted 3 total tackles (2 solo) and a PD vs. Green Bay (10/15)...Tallied a solo tackle at Chicago (10/9)...Contributed 2 tackles (1 solo) and a PD vs. Detroit (10/1)...Totaled 3 tackles (1 solo) and a PD vs. Tampa Bay (9/24)...Posted 1 solo tackle at Pittsburgh (9/17)...Played on both defense and special teams vs. New Orleans (9/11), credited with 1 PD.

2016 Finished his rookie campaign with 6 tackles (5 solo), 1 PD and 1 special teams stop after being placed on injured reserve on 12/23 with an abdominal injury...Backed up veteran nickel back Captain Munnerlyn...Inactive (groin) vs. Dallas (12/1)...Set a career high with 3 tackles (all solo) while seeing extended action in the absence of Munnerlyn at Washington (11/13)...Tallied 1 solo tackle and his 1st career PD vs. Houston (10/9)...Posted his 1st career tackle at Carolina (9/25)...Notched 1 special teams tackle in his NFL debut at Tennessee (9/11).

COLLEGE Declared for the NFL Draft following his redshirt sophomore season...Allowed only 2 TDs in his collegiate career and none in his final 23 games...Key cog on the back end of 2 nationally ranked defenses in 2014 and '15...Named a semifinalist for the Jim Thorpe Award as well as selected 2nd-team All-American by the AP in his final season at Clemson...Recorded 4 tackles in the National Championship game against Alabama (1/11/16) before leaving the game with a hamstring injury...Had 30 tackles and 6 PD in his redshirt sophomore season in 2015...Was selected 1st-team Freshman All-American by FWAA and Honorable Mention All-ACC by both the media and coaches in 2014...Had 22 tackles, 2 TFL, 6 PD and 1 FR in 13 games as a redshirt freshman...Redshirted in 2013 after suffering an injury in the preseason.

PREP Was rated the #4 overall player in the nation and #2 player in Florida by ESPN...Played in the U.S. Army All-American game...1st-Team All-State selection as a senior...Helped his Immokalee HS team to an 11-4 record and a berth in 5A title game in 2012...Totaled 139 tackles and 10 INTs in his HS career...Also ran track and wrestled...Rated in the top-15 wrestlers in Florida in his weight class.

D-BACKS GETTIN' SACKS

Mackensie Alexander led all NFL cornerbacks with 4.0 sacks in 2018, tying Robert Griffith for the franchise's single-season sack record among defensive backs.

PLAYER / SEASON	SACKS
Mackensie Alexander / 2018	4.0
Robert Griffith / 1999	4.0
Joey Browner / 1990	3.0
Harrison Smith / 2018	3.0
Harrison Smith / 2014	3.0
Brian Williams / 2003	3.0

ALEXANDER'S NFL TOTALS

Year	GP/GS	Solo	Asst.	Total	Sacks	INTs	PBU	TFL	QBH	FF/FR	Special Teams
2016 (Min)	13/0	5	1	6	0.0	0	1	0	0	0/0	1
2017 (Min)	14/0	13	6	19	0.0	1	9	2	2	0/0	2
Playoffs	2/0	2	2	4	0.0	0	0	0	0	0/0	0
2018 (Min)	15/6	37	9	46	4.0	0	10	7	5	0/0	1
Total	42/6	55	16	71	4.0	1	20	9	7	0/0	4
Playoffs	2/0	2	2	4	0.0	0	1	0	0	0/0	0

SINGLE-GAME CAREER HIGHS (* - playoffs)

Total Tackles	7	at Green Bay, 9/16/18
Solo Tackles	7	at Green Bay, 9/16/18
Interception	1	at Washington, 11/12/17
Passes Defensed	2	4x, last at Detroit, 12/23/18

Tackles for Loss	2	2x, last vs. Miami, 12/16/18
Sack	1	4x, last vs. Miami, 12/16/18
QB Hurry	1	5x, last vs. Detroit, 11/4/18
Sp. Teams Tackles	1	4x, last at Philadelphia, 10/7/18

ALEXANDER'S SACKS

GAME	QB	SACK (Yds)
at Green Bay, 9/16/18	Aaron Rodgers	1 (7)
vs. Arizona, 10/14/18	Josh Rosen	1 (8)
vs. Detroit, 11/4/18	Matthew Stafford	1 (8)
vs. Miami, 12/16/18	Ryan Tannehill	1 (9)
Total		4 (32)

ALEXANDER'S INTERCEPTION

GAME	QB	INT (Yds)
at Washington, 11/12/17	Kirk Cousins	1 (10)
Total		1 (10)

ALEXANDER'S CAREER GAME-BY-GAME (*starts)

2016	MIN	U	A	T	TFL	SK	QH	FF	FR	INT	PD
9/11	@ TEN	0	0	0	0	0.0	0	0	0	0	0
9/18	GB	0	0	0	0	0.0	0	0	0	0	0
9/25	@ CAR	0	1	1	0	0.0	0	0	0	0	0
10/3	NYG	0	0	0	0	0.0	0	0	0	0	0
10/9	HOU	1	0	1	0	0.0	0	0	0	0	1
10/23	@ PHI	0	0	0	0	0.0	0	0	0	0	0
10/31	@ CHI	0	0	0	0	0.0	0	0	0	0	0
11/6	DET	1	0	1	0	0.0	0	0	0	0	0
11/13	@ WAS	3	0	3	0	0.0	0	0	0	0	0
11/20	ARI	0	0	0	0	0.0	0	0	0	0	0
11/24	@ DET	0	0	0	0	0.0	0	0	0	0	0
12/1	DAL	INACTIVE									
12/11	@ JAX	0	0	0	0	0.0	0	0	0	0	0
12/18	IND	0	0	0	0	0.0	0	0	0	0	0
12/24	@ GB	INACTIVE									
1/1/17	CHI	INJURED RESERVE									
GP/GS: 13/0		5	1	6	0	0.0	0	0	0	0	1

2017	MIN	U	A	T	TFL	SK	QH	FF	FR	INT	PD
9/11	NO	0	0	0	0	0.0	0	0	0	0	1
9/17	@ PIT	1	0	1	0	0.0	0	0	0	0	0
9/24	TB	1	2	3	0	0.0	0	0	0	0	1
10/1	DET	1	1	2	0	0.0	0	0	0	0	1
10/9	@ CHI	1	0	1	0	0.0	0	0	0	0	0
10/15	GB	2	1	3	0	0.0	0	0	0	0	1
10/22	BAL	INACTIVE									
10/29	@ CLE	2	1	3	0	0.0	0	0	0	0	0
11/12	@ WAS	1	0	1	0	0.0	0	0	0	1	2
11/19	LAR	2	0	2	1	0.0	1	0	0	0	1
11/23	@ DET	0	0	0	0	0.0	1	0	0	0	1
12/3	@ ATL	0	0	0	0	0.0	0	0	0	0	1
12/10	@ CAR	1	1	2	0	0.0	0	0	0	0	0
12/17	CIN	INACTIVE									
12/23	@ GB	1	0	1	1	0.0	0	0	0	0	0
12/31	CHI	0	0	0	0	0.0	0	0	0	0	0
GP/GS: 14/0		13	6	19	2	0.0	2	0	0	1	9
2017 Playoffs											
1/14/18	NO	1	1	2	0	0.0	0	0	0	0	1
1/21/18	@ PHI	1	1	2	0	0.0	0	0	0	0	0
GP/GS: 2/0		2	2	4	0	0.0	0	0	0	0	1

2018	MIN	U	A	T	TFL	SK	QH	FF	FR	INT	PD
9/9	SF	INACTIVE									
9/16	@ GB*	7	0	7	1	1.0	1	0	0	0	0
9/23	BUF*	1	2	3	0	0.0	0	0	0	0	0
9/27	@ LAR	1	1	2	0	0.0	0	0	0	0	0
10/7	@ PHI*	3	0	3	0	0.0	1	0	0	0	0
10/14	ARI*	4	1	5	2	1.0	1	0	0	0	2
10/21	@ NYJ	0	0	0	0	0.0	0	0	0	0	0
10/28	NO	1	0	1	0	0.0	0	0	0	0	0
11/4	DET*	3	1	4	1	1.0	1	0	0	0	0
11/18	@ CHI	2	0	2	0	0.0	0	0	0	0	2
11/25	GB*	2	2	4	0	0.0	0	0	0	0	0
12/2	@ NE	3	1	4	0	0.0	0	0	0	0	1
12/10	@ SEA	1	0	1	0	0.0	0	0	0	0	0
12/16	MIA	3	0	3	2	1.0	1	0	0	0	2
12/23	@ DET	4	0	4	1	0.0	0	0	0	0	2
12/30	CHI	2	1	3	0	0.0	0	0	0	0	1
GP/GS: 15/6		37	9	46	7	4.0	5	0	0	0	10



Mackensie Alexander sacks Miami QB Ryan Tannehill on December, 16th, 2018. Alexander's 4.0 sacks on the season led all NFL cornerbacks in 2018.



68

ADE ARUNA

POSITION: Defensive End
HEIGHT/WEIGHT: 6-5/263
DOB: 4-27-94
HOMETOWN: Akure, Nigeria

COLLEGE: Tulane
ACQUIRED: D6 (#218) 2018
NFL SEASON: 2
VIKINGS SEASON: 2

2018 GP/GS
IR

Career GP/GS
0/0

Playoffs GP/GS
0/0

- Moved to the United States in 2010 from Nigeria to play basketball.
- Competed in soccer, judo and gymnastics in Nigeria before coming to America.

OFF THE FIELD Full name is Adetarami Aruna...Earned degree in homeland security studies and seeking 2nd degree in public health...Trained with Vikings Legend Keith Millard in California prior to the draft...Enjoys cooking, especially Nigerian food...Bakes his own bread...Is a big fan of action movies.

PRO Spent the 2018 season recovering from a preseason injury...Placed on Injured Reserve on 8/2/18...Selected in the 6th round (#218 overall) of the 2018 NFL Draft.

2018 Placed on the injured reserve list to start the regular season after sustaining an injury in the preseason vs. Jacksonville (8/18).

COLLEGE 3-year starter at Tulane appearing in 44 games with 34 starts in his career....Had his best season as a junior, wrapping up 43 total tackles, 5.0 sacks and 10 TFL....Compiled 25 tackles, 3.0 sacks and 3 TFL as a senior after a defensive scheme switch...Totaled 3.0 sacks and 5 TFL as a sophomore in his 1st season as a starter....Invited to the 2018 NFLPA Collegiate Bowl...As a freshman, recorded 4 kickoffs...Named to the 2015-16 and 2016-17 American Athletic Conference All-Academic Teams...Redshirted as a true freshman in 2013...Enjoyed visiting children's hospitals while at Tulane.

PREP Attended La Lumiere HS in La Porte, IN, where he helped the Lakers to their 1st winning season in over a decade with a 5-4 record in his lone prep season playing football...Attended 3 high schools in 3 different states to play basketball before settling in Indiana as a senior...Also competed in track and field while in high school, competing in the 400 meters, discus, shotput and high jump...He guarded Minnesota Timberwolves star Andrew Wiggins while in high school.



13

JEFF BADET

POSITION: Wide Receiver
HEIGHT/WEIGHT: 5-11/182
DOB: 8-2-94
HOMETOWN: Orlando, FL

COLLEGE: Oklahoma
ACQUIRED: UDFA 2018
NFL SEASON: 1
VIKINGS SEASON: 1

2018 GP/GS
PS

Career GP/GS
0/0

Playoffs GP/GS
0/0

- Teammates with Vikings OL Dru Samia while at Oklahoma.
- Was the only WR to spend the entire 2018 season on the Vikings practice squad.

OFF THE FIELD Graduated from Kentucky with a bachelor's degree in agricultural economics and pursued a master's degree in human relations while at OU...Very proud of his Haitian roots, has a tattoo of the Haitian flag on his stomach...His brother, Juwan Petit-Frere, plays WR at Southeastern Louisiana.

PRO Signed to the Vikings practice squad on 9/2/18...Released by Minnesota on 9/1/18 during final cuts...Signed with Minnesota on 4/30/18 as an undrafted free agent.

2018 Was the lone WR to spend all 17 weeks on the Vikings practice squad during the 2018 season...Joined Minnesota's practice squad on 9/2/18 after being released during final cuts.

COLLEGE Appeared in 48 games with 30 starts over his collegiate career at both UK and OU...Spent the 2017 season at Oklahoma after 3 seasons at UK, wanted to play with Heisman Trophy winning QB Baker Mayfield...Helped lead OU to a Big 12 Championship and the College Football Playoff in his only year with the team, hauling in 26 passes for 400 yards and 3 TDs...Became the 26th player in UK history to reach 1,000 career receiving yards, totaling 1,385 during his time in Lexington...Started 13 games in his redshirt junior season at UK and led the team in receiving yards (670) while ranking 2nd in receptions (31) and TD receptions (4)...Ranked 6th nationally in 2016 with a yards per catch average of 21.6...Contributed as a kick and punt returner throughout his career...Hauled in at least 20 receptions in each of his four seasons...Named team captain for 9 of UK's games in 2016.

PREP Caught 109 passes for 1,599 yards with 21 TDs over his final two HS seasons and helped lead Freedom HS to a state playoff berth as a senior.



5

DAN BAILEY

POSITION: Kicker
HEIGHT/WEIGHT: 6-0/190
DOB: 1-26-88
HOMETOWN: Yukon, OK

COLLEGE: Oklahoma State
ACQUIRED: FA 2018
NFL SEASON: 9
VIKINGS SEASON: 2

2018 GP/GS	Career GP/GS	Playoffs GP/GS
14/0	122/0 (DAL 108/0, MIN 14/0)	3/0

- The 5th-most accurate kicker in NFL history, converting 86.6% of his career field goal attempts (207/239).
- Named to the 2015 Pro Bowl and the 2011 Pro Football Writers of America All-Rookie Team.
- One of just three players to score over 800 points as a Dallas Cowboy.

OFF THE FIELD Earned his degree in business management from Oklahoma State...Involved in numerous charity and community events in both Minnesota and Dallas, including the 2013 Salvation Army Oklahoma Disaster Relief Phone Bank, the 2015-17 Dirk Nowitzki Heroes Celebrity Baseball Game, the Make-A-Wish Foundation of North Texas and the Salvation Army Angel Tree Christmas Program.

HONORS Selected to the Pro Bowl and recognized as 2nd-Team All-Pro (AP, Pro Football Focus) for his efforts in the 2015 season...A 3-time NFC Special Teams Player of the Week...Named to the 2011 NFL All-Rookie Team.

PRO For his career, Bailey is 207-of-239 (86.6%, 5th in NFL history) on field goals and was 1 of just 3 Cowboys with 800 points (834-3rd)...Registered 296 touchbacks on 549 (53.5%) kickoffs through his first 7 seasons...Originally signed with Dallas as an undrafted free agent just prior to training camp in 2011...Became 1 of 3 undrafted free agents to make the club out of training camp that season and went on to have one of the best kicking seasons in franchise and league history by a rookie...While finishing the season 32-of-37 (86.5%) on field goals and perfect on all 39 PAT tries, Bailey was named to the Pro Football Writers of America All-Rookie Team, set a club rookie record for most field goals made in a season (32), tied Chris Boniol for the 2nd-most consecutive field goals made (26) and set a club rookie game record for field goals made (six)...His 93.5 (29-of-31) field goal percentage in 2012 ranked 2nd in a

season in club history while his 29 made tied for 4th...Finished the 2013 season 28-of-30 (93.3 - third in team history) on field goals and perfect on all 47 PAT tries...Also set the single-season club mark for 50-yard field goals (six) and has the most in a career in Cowboys history (27)...Was rewarded with a 7-year contract extension following the 2013 season...From 2013-14, Bailey connected on a team-record 30 consecutive field goals...In 2015, went 30-of-32 for an NFL-high tying 93.8 percentage to earn his 1st trip to the Pro Bowl...In 2016 Bailey led the Cowboys in scoring for the 6th overall and 6th consecutive time while converting all 46 PATs and going 27-of-32 (84.4) on field goal tries...The 2017 season saw Bailey miss 4 games with a groin injury, and he finished with 71 points, going 15-of-20 on field goals and 26-28 on PATs.

2018 Released by Dallas on 9/1/18...Signed with Minnesota on 9/17/18...Handled all kicking duties for the last 14 games of the season after joining the Vikings in Week 3. Went 21-for-28 (75.0) on FGs and converted 30-of-31 PATs on the season...Was perfect on the day vs. Chicago (12/30), kicking a 45-yard FG and 1 PAT...Converted 2 FG tries and 3 PAT attempts to finish with 9 points at Detroit (12/23)...Was perfect on the day vs. Miami (12/16), hitting 2 FGs and 5 PATs along with 6 touchbacks on 8 kickoffs...Had his only FG attempt blocked at Seattle (12/10). Was 1-for-1 on PAT attempts and kicked a touchback on his only kickoff attempt...Converted 1-of-2 FG attempts at New England (12/2), connecting from 39 yards out. Was true on 1 PAT attempt...Went 1-for-3 on FG attempts vs. Green Bay (11/25) while connecting on all 3 PAT attempts and hitting 4 touchbacks on 5 kickoffs...Made 2 36-yard FGs and kicked 2 PATs at Chicago (11/18) while kicking 2 touchbacks on 4 kick-offs. Added 1 solo ST tackle...Was true on his only FG attempt vs. Detroit (11/4), hitting from 39 yards out. Also made 3-of-3 PAT attempts to finish with 6 points...Converted 2-of-3 PAT attempts vs. New Orleans (10/28)...Made 3-of-4 FG attempts on the road against the New York Jets (10/21) while also going 4-for-4 on PATs for a season-high 13 points...Was true on 2 FG attempts and 3 extra points, totaling 9 points vs. Arizona (10/14)...Went 3-of-5 on field goals at Philadelphia (10/7), hitting a key 52-yard try in the fourth quarter to help ice the game. Also made each of his 2 PAT attempts...Connected on 3-of-3 field goal tries (37, 39, and 40 yards) and 2 PAT attempts at Los Angeles (9/27)...Made his Vikings debut vs. Buffalo, registering a touchback on his lone kickoff.

2017 Selected as a team captain and played in 12-of-16 games, missing four with a groin injury...Finished the year 15-of-20 (75.0) on field goals and 26-of-28 on PATs...Had a streak of 273 consecutive PATs made snapped at the N.Y. Giants (12/10)...Tied his career-long and club record with a 56-yarder at Denver (9/17), then appeared in his 100th career game and hit his lone field goal attempt (34 yards) and all three PATs against the L.A. Rams (10/1)...Became the third Dallas Cowboy - second kicker - to reach 800 career points, hitting two PATs before a groin injury sidelined him from the game at San Francisco (10/22)...Missed four games with the groin injury, returned against the L.A. Chargers (11/23) and had just two kickoffs...True on a season-high five PATs along with a 24-yard field goal against Washington (11/30)...Went four-of-six on field goals against Seattle (12/24), including two from 51 yards - his fifth career game with multiple makes from 50 yards-or-more.



Dan Bailey joined fellow Vikings players and staff on a visit to the Animal Humane Society in November of 2018.

2016 Voted a team captain and finished the year with a team-best 127 points, going 27-of-32 (84.4) on field goals and converting all 46 PATs...Opened the season against the N.Y. Giants (9/11) going four-of-four on field goals (23,56,25,54) with one PAT and four touchbacks on six kickoffs. It was his seventh career game with at least four field goals and his club-record 22nd with three-or-more. It was his fourth career match with two field goals made from 50 yards...Became the second kicker in team history (Rafael Septien) to reach 150 career field goals made after sinking two (22 and 31 yards) in the win at Washington (9/18)...Joined Septien as the only two Cowboys kickers to convert 50 field goals from 30-39 yards, hitting from 32, along with one from 44 and one from 22 in the win at Green Bay (10/16)...Was good on five PATs - tied for second in a game in his career - and topped 700 career points - third Cowboy, second kicker - in the game at Cleveland (11/6)...Hit the longest field goal in Heinz Field history - 53 yards - as he was true on all three of his tries for his 25th career game with three-or-more field goals at Pittsburgh (11/13)...Became the club's all-time field goal leader after making two tries against Baltimore (11/20) to give him 163 made for his career. Also hit three PATs and had five touchbacks on six kickoffs in the win...Attempted a season-high six field goals against Tampa Bay (12/18), making four (27,40,38,33) and missing two from 50-plus (56,52)...Against Detroit (12/26), tied his career-high with six PATs and forced five touchbacks on seven kickoffs...In the Divisional Playoff Game against Green Bay (1/15/17), hit both PATs and three field goals (50,33,52) to become the second kicker in NFL history to connect on at least two field goals of 50 yards in a playoff game.

2015 Earned his first career Pro Bowl selection after hitting on 30-of-32 field goals and all 25 PATs to tie Josh Brown with a league-best 93.8 field goal percentage...His 30 field goals were second in his career, fourth in team history, and his 93.8 percentage was tops in his career, second in team history...Opened the season against the N.Y. Giants (9/13) with two field goals and three PATs, giving him 182 career PATs made to pass Mike Clark (180) for second in team history. Also had touchbacks on all six kickoffs...For the fifth time in his career - most in team history - converted at least four field goals in a game, making four against Seattle (11/1)...On Thanksgiving Day against Carolina (11/26), became the third Cowboy, second kicker, to reach 600 career points after converting two field goals (21 and 48). Also logged his 200th career touchback...Named NFC Special Teams Player of the Week at Washington (12/7) after hitting all four field goals, including the game-winning 54-yarder with 0:09 remaining. It was his 10th career game-winner and the longest game-winning field goal in franchise history...Hit his lone PAT try at Green Bay (12/13) to give him 200 career PATs made, the second kicker (Septien) in club history to reach that mark...Logged his 21st career three-field goal game to tie Septien for the most in team history after hitting all three tries (27, 38 and 50) against the N.Y. Jets (12/19)...Reached 30 field goals on the season for the second time in his career, fourth time in team history, finishing two-of-three at Buffalo (12/27).

2014 Went 25-of-29 (86.2) on field goals and was good on all 56 PATs...His 56 PATs made tied Danny Villanueva (1966) for third in a season in team history...Opened the season against San Francisco (9/7) with a 29-yard field goal, two PATs and three touchbacks on three kickoffs. Extended his streak of consecutive field goals made to 22 - fourth in team history - and passed Michael Irvin (392) for fifth on the club's all-time scoring chart with 395...Made all four field goal tries, three from 40-plus and one from 51, in the win at Tennessee (9/14). Became the 15th kicker with four field goals made of 40-plus and the seventh of that group with one from 50-plus. Extended his streak of field goals made to 26 to tie the second-longest streak in team history and topped 400 career points - the fifth Dallas Cowboy and second kicker to that mark...Hit both field

goals (29 and 40) in the come-from-behind win at St. Louis (9/21) to extend his streak of consecutive field goals made to a club-record 28. Also tied Nick Folk with 131 PATs made after hitting four...In the win against New Orleans (9/28), hit a 51-yard field goal to extend his club record streak to 29 straight makes while hitting all five PATs. His 136 career PATs are third in team history...Snapped his club-record streak of consecutive field goals made (30), missing his second attempt (53 yards) at the end of regulation against Houston (10/5). Hit his then longest game-winner (49 yards) - his ninth game-winning field goal, fifth in overtime. Was two-of-three on field goals and two-of-two on PATs...Was three-of-three on field goals, including a club-record tying 56-yarder at Seattle (10/12). His first field goal - a 42-yarder - was his 100th career field goal and officially made him the NFL's all-time most accurate placekicker...After finishing with two PATs and a field goal against Washington (10/27), reached 459 career points to pass Bob Hayes (456) for fourth on Dallas' all-time scoring chart...Was true on five PATs and his only field goal try (49 yards) at Philadelphia (12/14). Topped 500 career points, the fourth player - second kicker - in team history to reach 500. Reached 500 in 62 career games, the second-fastest kicker in NFL history and the second-fewest combined attempts (123 field goals and 168 PATs)...Attempted and made a career-best six PATs against Indianapolis (12/21). It was the most by a Cowboy since Folk hit six against the N.Y. Giants (9/9/07)...Closed the season at Washington (12/28) with three field goals (36,32 and 23) and was true on five PATs. His 14 points gave him 521 for his career to move into third all-time in team history...Was one-of-two on field goals - missing from 41 yards but hitting a 51-yarder - three-of-three on PATs and had four touchbacks on five kickoffs in the Wild Card game against Detroit (1/4/15)...In the Divisional Playoff Game at Green Bay (1/11/15), had a 50-yard field goal try blocked and hit three PATs.

2013 Finished the season making 28-of-30 (93.3%) field goals and all 47 PATs for 131 points while forcing 52 touchbacks on 91 kickoffs. His 28 field goals tied for sixth in team history, and he made his last 21 straight...Set the single-season club mark for 50+ yard field goals (six) and had the most in a career in club history (11), converting two in a single game three times on the season...At Kansas City (9/15) made all three field goals, two from 50-plus, including a then career-long 53-yarder, to give him 67 career field goals made. Passed Folk and Toni Fritsch (64) for fifth in field goals in team history. Also extended his streak of consecutive field goals made to 20...For the second time this season, was good from 50 yards twice (53) and hit a 44-yarder at Detroit (10/27). His two games with two 50-plus yard field goals are the most in a career in team history and his nine career 50-yard field goals are the most. His 75 career field goals tie Richie Cunningham for third in squad history...Moved into third in team history with 77 field goals made after hitting two (41 and 44) against Minnesota (11/3)...Against Green Bay (12/15) went five-of-five on field goals, including two from 50 yards. Had six 50-yarders on the season and 11 for his career - both club records. It was his third career game with multiple 50-yarders, one of eight players since 2000 to accomplish the feat. He had all three this season, the only one of the eight to do it in a single season. Also had nine touchbacks on nine kickoffs...Closed out the season against Philadelphia (12/29) with three field goals (44, 43 and 36) for 21 straight field goals made and one PAT. His 47 PATs made on the season tied for eighth in team history.

2012 Finished his second pro season second in team record books, tied for second in the NFL in 2012, with a 93.5 (29-of-31) field goal percentage. Tied for fourth in team history with 29 field goals made - tied for eighth in the NFL in 2012...Hit both PATs and all three field goals, including a 32-yarder with 0:02 left in regulation to force overtime and a 38-yard game-winner in the extra period against Cleveland (11/18). His game-winner was the fifth of his career, the second-most by a

Cowboy behind Septien's seven...On Thanksgiving Day against Washington (11/22), again hit all three field goal tries, including a then career-high tying 51-yarder. It was his 10th career game with three field goals made to tie Boniol for the third-most games with three-or-more field goals made in team history. ...Hit a 40-yard field goal as time expired to give Dallas the 20-19 win at Cincinnati (12/9). It was his second game-winner of the season, sixth of his career. Was also true on a 37-yarder earlier in the game...Hit both field goals (50 and 21 yards) with the 21-yarder coming with 13:36 remaining in overtime to beat Pittsburgh (12/26). It was his third game-winning kick of the season and seventh of his career to tie Septien for the most in team history.

2011 Finished the season 32-of-37 on field goal tries for the second-best field goal percentage by a rookie in franchise history (86.5). Also had a club rookie record for most field goals made in a season (32), longest streak of field goals by a rookie in team and NFL history (26) and most field goals made by a rookie in a single game in team history (six)...Named to the Pro Football Writers of America All-Rookie Team...Made his NFL debut and connected on his lone field goal try (34 yards) and all three PATs at the N.Y. Jets (9/11)...In the overtime win at San Francisco (9/18), was two-of-three on field goals, including a 48-yarder to send the game into overtime and the 19-yard game-winning field goal...Named NFC Special Teams Player of the Week following the home-opening win over Washington (9/26) after establishing a club rookie record and tying a league rookie record with six field goals made. His final try was a 40-yarder that gave Dallas an 18-16 advantage with 1:47 remaining...Improved his streak of field goals made to 16 with two made against St. Louis (10/23). Tied Folk for the fourth-longest streak in franchise history. Was also true on his first career 50-yard attempt (51)...Took over punting duties in the second half of the game at Philadelphia (10/30) with Mat

McBriar (foot) sidelined and punted twice for a gross of 39.5 and net of 37.0 to go with a PAT...Made all three field goal tries to up his streak to 19 straight and pass Folk (16) and Richie Cunningham (18) for the third-longest streak in club history against Seattle (11/6)...Added three more without a miss in the win over Buffalo (11/13) and was true on a career-high five PAT tries...Made his third game-winning field goal with a 39-yarder in the overtime win at Washington (11/20)...Connected on a 28-yard field goal as time expired to give the Cowboys the win on Thanksgiving Day against Miami (11/24). Made two field goals to up his streak to 26 to tie Boniol (1995) for the second-longest streak in club history. It was his fourth game-winning field goal of the season - a league rookie record...Had his streak of consecutive field goals made snapped at 26, missing his first attempt (53 yards) at Arizona (12/4). Finished two-of-four on the day, converting from 50 and 37 yards out and missing from 53 and 49...Suffered his first career block on a 47-yard attempt against the N.Y. Giants (12/11). Was two-of-three (good from 49 yards twice). His 31 field goals made tied for fourth in a rookie season in league history.

COLLEGE Left OSU as the university's leading scorer (370 points - 57-of-72 field goals and 199-of-207 PATs) and fifth-leading scorer in conference history...Finished his final campaign with a team-best 149 points, splitting the uprights on 68-of-70 PATs and 27-of-31 field goals and was a Lou Groza Award winner and the Big 12 Special Teams Player of the Year... Had a streak of 182 PATs made snapped with a block at Texas.

PREP Was an all-state and all-conference kicker and first-team all-city punter selected by The Oklahoman at Southwest Covenant High School in Mustang, Okla...Had 51 touchbacks on 61 kickoffs as a senior and holds the school's record for longest field goal (50 yards), most field goals in a season (seven) and career (14)...Was an individual state champion golfer.

BAILEY'S NFL TOTALS

SCORING

Year	GP	FG	FGA	Pct.	Lg.	Blk.	XP	XPA	Pct.	Blk.	Pts.
2011 (Dal)	16	32	37	86.5	51	1	39	39	100.0	0	135
2012 (Dal)	16	29	31	93.5	51	0	37	37	100.0	0	124
2013 (Dal)	16	28	30	93.3	53	0	47	47	100.0	0	131
2014 (Dal)	16	25	29	86.2	56	1	56	56	100.0	0	131
Playoffs	2	1	3	33.3	51	1	6	6	100.0	0	9
2015 (Dal)	16	30	32	93.8	54	0	25	25	100.0	0	115
2016 (Dal)	16	27	32	84.4	56	0	46	46	100.0	0	127
Playoffs	1	3	3	100.0	52	0	2	2	100.0	0	11
2017 (Dal)	12	15	20	75.0	56	0	26	28	92.9	0	71
2018 (Min)	14	21	28	75.0	52	0	30	31	96.8	0	93
Totals	122	207	239	86.6	56	3	306	309	99.0	0	927
Playoffs	3	4	6	66.7	52	1	8	8	100.0	0	20

FIELD GOALS

Year	1-19	Pct.	20-29	Pct.	30-39	Pct.	40-49	Pct.	50+	Pct.
2011 (Dal)	1-1	100.0	8-9	88.9	11-11	100.0	10-12	83.3	2-4	50.0
2012 (Dal)	1-1	100.0	5-5	100.0	13-13	100.0	7-7	100.0	3-5	60.0
2013 (Dal)	2-2	100.0	2-2	100.0	8-9	88.9	10-10	100.0	6-7	85.7
2014 (Dal)	0-0	0.0	6-6	100.0	6-7	85.7	8-9	88.9	5-7	71.4
Playoffs	0/0	--	0/0	--	0/0	--	0/1	--	1/2	50.0
2015 (Dal)	0-0	0.0	9-9	100.0	10-10	100.0	6-7	85.7	5-6	83.3
2016 (Dal)	0-0	0.0	9-9	100.0	8-8	100.0	7-9	77.8	3-6	50.0
Playoffs	0/0	--	0/0	--	1/1	100.0	0/0	--	2/2	100.0
2017 (Dal)	1-1	100.0	3-4	75.0	4-5	100.0	4-5	100.0	3-5	60.0
2018 (Min)	0/0	--	5/6	83.3	9/9	100.0	4/9	44.4	1/2	50.0
Totals	5-5	100.0	47-50	94.0	71-74	95.8	56-68	82.4	28-42	66.7
Playoffs	0/0	--	0/0	--	1/1	100.0	0/1	00.0	3/4	75.0

BAILEY'S CAREER 50-YARDERS (31) *playoffs

56	at Seattle.....10/12/14	52	Arizona.....11/2/14	51	*Detroit.....1/4/15
56	N.Y. Giants.....9/11/16	52	Seattle.....11/1/15	51	Seattle.....12/24/17
56	at Denver.....9/17/17	52	*Green Bay.....1/15/17	51	Seattle.....12/24/17
54	at Jax. (Lon).....11/9/14	52	Philadelphia...10/7/18	50	at Arizona.....12/4/11
54	at Washington12/7/15	51	at Kansas City 9/15/13	50	Pittsburgh.....12/16/12
54	N.Y. Giants.....9/11/16	51	St. Louis.....10/23/11	50	Green Bay.....12/15/13
53	at Kansas City 9/15/13	51	N.Y. Giants.....10/28/12	50	Green Bay.....12/15/13
53	at Detroit.....10/27/13	51	Washington.....11/22/12	50	N.Y. Jets.....12/19/15
53	at Detroit.....10/27/13	51	at Tennessee...9/14/14	50	*Green Bay.....1/15/17
53	at Tampa Bay..11/15/15	51	New Orleans...9/28/14		
53	at Pittsburgh..11/13/16	51	New England..10/11/15		

BAILEY'S CAREER GAME-WINNERS (11) *playoffs

Opp, Date	Yards	Score	Time Left
@SF, 9/18/11.....19	27-24	12:10-OT	
WAS, 9/26/11.....40	18-16	1:52	
@Was, 11/20/11.....39	27-24	5:47-OT	
MIA, 11/24/11.....28	20-19	0:00	
CLE, 11/18/12.....38	23-20	6:07-OT	
@Cin, 12/9/12.....40	20-19	0:00	
PIT, 12/16/12.....21	27-24	13:36-OT	
@NYG, 11/24/13.....35	24-21	0:00	
HOU, 10/5/14.....49	20-17	7:45-OT	
@Was, 12/7/15.....54	19-16	0:09	
@Oak, 12/17/17.....19	20-17	1:44	

BAILEY'S CAREER GAME-BY-GAME

2011	DAL	PAT	FG	PTS	FGS (missed)
9/11	@ NYJ	3-3	1-1	8	34
9/18	@ SF	3-3	2-3	11	19, (21), 48
9/26	WAS	0-0	6-6	6	27,23,32,41,41,40
10/2	DET	3-3	3-3	7	23, 35, 41
10/16	@ NE	1-1	3-3	7	22, 26, 48
10/23	STL	4-4	2-2	8	30, 51
10/31	@ PHI	1-1	0-0	5	
11/6	SEA	2-2	3-3	11	20, 20, 42
11/13	BUF	5-5	1-1	8	36, 31, 45
11/20	@ WAS	3-3	2-2	9	37, 39
11/24	MIA	2-2	2-2	4	28, 32
12/4	@ ARI	1-1	2-4	5	37, (49), (53), 50
12/11	NYG	4-4	2-3	11	49, 49, (47)
12/17	@ TB	4-4	1-1	8	30
12/24	PHI	1-1	0-0	9	
11/12	@ NYG	2-2	0-1	4	(52)
GP: 16		39-39	32-37	135	

2013	DAL	PAT	FG	PTS	FGS (missed)
9/8	NYG	3/3	3/3	12	30, 38, 45
9/15	@ KC	1/1	3/3	10	30, 51, 53
9/22	STL	4/4	1/2	7	19, (35)
9/29	@ SD	3/3	0/1	3	(56)
10/6	DEN	4/4	2/2	10	43, 48
10/13	WAS	4/4	1/1	7	30
10/20	@ PHI	2/2	1/1	5	38
10/27	@ DET	3/3	3/3	12	44, 53, 53
11/3	MIN	3/3	2/2	9	41, 44
11/10	@ NO	2/2	1/1	5	37
11/24	@ NYG	3/3	1/1	6	35
11/28	OAK	4/4	1/1	7	19
12/9	@ CHI	4/4	0/0	4	
12/15	GB	3/3	5/5	18	23, 47, 43, 50, 50
12/22	@ WAS	3/3	1/1	6	25
12/29	PHI	1/1	3/3	10	36, 44, 43
GP: 16		47/47	28/30	131	

2012	DAL	PAT	FG	PTS	FGS (missed)
9/5	@ NYG	3/3	1/1	6	33
9/16	@ SEA	1/1	0/0	1	
9/23	TB	1/1	3/3	10	26, 22, 32
10/1	CHI	1/1	1/1	4	39
10/14	@ BAL	2/2	3/4	11	34, 42, 43, (51)
10/21	@ CAR	1/1	4/4	13	19, 28, 38, 49
10/28	NYG	3/3	1/1	6	51
11/4	@ ATL	1/1	2/3	7	23, 32, (54)
11/11	@ PHI	5/5	1/1	8	30
11/18	CLE	2/2	3/3	11	30, 33, 44
11/22	WAS	2/2	3/3	11	30, 33, 51
12/2	PHI	5/5	1/1	8	39
12/9	@ CIN	2/2	2/2	8	37, 40
12/16	PIT	3/3	2/2	9	21, 50
12/23	NO	4/4	1/1	7	47
12/30	@ WAS	1/1	1/1	4	48
GP: 16		37/37	29/31	124	

2014	DAL	PAT	FG	PTS	FGS (missed)
9/7	SF	2/2	1/1	5	29
9/14	@ TEN	2/2	4/4	14	48, 44, 48, 51
9/21	@ STL	4/4	2/2	10	29, 40
9/28	NO	5/5	1/1	8	51
10/5	HOU	2/2	2/3	8	33, 49, (53)
10/12	@ SEA	3/3	3/3	12	31, 42, 56
10/19	NYG	4/4	1/1	7	49
10/27	WAS	2/2	1/1	5	21
11/2	ARI	2/2	1/2	5	(35B), 52
11/9	@ JAX	4/4	1/2	7	(48B), 54
11/23	@ NYG	4/4	1/1	7	38
11/27	PHI	1/1	1/1	4	28
12/4	@ CHI	5/5	2/2	11	27, 35
12/14	@ PHI	5/5	1/1	8	49
12/21	IND	6/6	0/1	6	(52)
12/28	@ WAS	5/5	3/3	14	23, 36, 32
GP: 16		56/56	25/29	131	

2014 PLAYOFFS

1/4/15	DET	3/3	1/2	6	(41) 51
1/11/15	@ GB	3/3	0/1	3	(50B)

2015	DAL	PAT	FG	PTS	FGS (missed)
9/13	NYG	3/3	2/2	9	21, 32
9/20	@ PHI	2/2	2/2	8	20, 28
9/27	ATL	4/4	0/0	4	
10/4	@ NO	2/2	2/2	8	20, 38
10/11	NE	0/0	2/2	6	23, 51
10/25	@ NYG	2/2	2/2	8	30, 48
11/1	SEA	0/0	4/4	12	27, 33, 35, 52
11/8	PHI	3/3	2/2	9	41, 44
11/15	@ TB	0/0	2/3	6	42, (48), 53
11/22	@ MIA	3/3	1/1	6	30
11/26	CAR	0/0	2/2	6	21, 48
12/7	@ WAS	1/1	4/4	13	20, 38, 34, 54
12/13	@ GB	1/1	0/0	1	
12/19	NYJ	1/1	3/3	10	27, 38, 50
12/27	@ BUF	0/0	2/3	6	22, 46, (50)
1/3/16	WAS	3/3	0/0	3	
GP: 16		25/25	30/32	115	

2016	DAL	PAT	FG	PTS	FGS (missed)
9/11	NYG	1/1	4/4	13	23, 25, 56, 54
9/18	@ WAS	3/3	2/2	9	22, 31
9/25	CHI	4/4	1/2	7	49, (47)
10/2	@ SF	3/3	1/2	6	22, (47)
10/9	CIN	4/4	0/0	4	
10/16	@ GB	3/3	3/3	12	22, 32, 44
10/30	PHI	2/2	3/3	11	23, 38, 49
11/6	@ CLE	5/5	0/0	5	
11/13	@ PIT	2/2	3/3	11	37, 46, 53
11/20	BAL	3/3	2/2	9	21, 30
11/24	WAS	4/4	1/1	7	46
12/1	@ MIN	2/2	1/1	5	39
12/11	@ NYG	1/1	0/1	1	(55)
12/18	TB	2/2	4/6	14	27, 38, 33, 40 (56) (52)
12/26	DET	6/6	0/0	6	
1/1/17	@ PHI	1/1	2/2	7	23, 49
GP: 16		46/46	27/32	127	

2016 PLAYOFFS

1/15/17	GB	2/2	3/3	11	33, 50, 52
---------	----	-----	-----	----	------------

2017	DAL	PAT	FG	PTS	FGS (missed)
9/10	NYG	1/1	4/4	13	21, 36, 48, 42
9/17	@ DEN	2/2	1/1	5	56
9/25	@ ARI	4/4	0/0	4	
10/1	LAR	3/3	1/1	6	34
10/8	GB	4/4	1/1	7	43
10/22	@ SF	2/2	0/0	2	
10/29	@ WAS	INACTIVE/INJURED			
11/5	KC	INACTIVE/INJURED			
11/12	@ ATL	INACTIVE/INJURED			
11/19	PHI	INACTIVE/INJURED			
11/23	LAC	0/0	0/0	0	
11/30	WAS	5/5	1/1	8	24
12/10	@ NYG	3/4	1/3	6	21, (53), (50)
12/17	@ OAK	2/2	2/2	8	19, 45
12/24	SEA	0/0	4/6	12	34, 39, (34), (48), 51, 51
12/31	@ PHI	0/1	0/1	0	(23)
GP: 12		26/28	17/18	71	

2018	MIN	PAT	FG	PTS	FGS (missed)
9/9	SF	NOT WITH TEAM			
9/16	@ GB	NOT WITH TEAM			
9/23	BUF	0/0	0/0	0	
9/27	@ LAR	2/2	3/3	11	37, 39, 40
10/7	@ PHI	2/2	3/5	11	(28), 37, (45), 22, 52
10/14	ARI	3/3	2/2	9	37, 48
10/21	@ NYJ	4/4	3/4	13	26, (42), 22, 43
11/28	NO	2/3	0/0	2	
11/4	DET	3/3	1/1	6	39
11/18	@ CHI	0/0	2/2	6	36, 36
11/25	GB	3/3	1/3	6	(48), (56), 37
12/2	@ NE	1/1	1/2	4	(48), 39
12/10	@ SEA	1/1	0/1	1	(47B)
12/16	MIA	5/5	2/2	11	36, 34
12/23	@ DET	3/3	2/2	9	24, 29
12/30	CHI	1/1	1/1	4	45
GP: 14		30/31	21/28	93	

VIKINGS FANS VOTE ALL-MALL OF AMERICA FIELD TEAM



The All-Mall of America Field Team was voted on by fans during the final season at Mall of America Field at Hubert H. Humphrey Metrodome and members were honored during the 2nd-to-last game played at Mall of America Field on Sunday, Dec. 15, 2013, against the Philadelphia Eagles. The team consisted of 27 players and is broken into 12 offensive players, 11 defensive players and 4 special teamers, and a head coach. The team was presented during halftime of the Vikings' upset win over the playoff-bound Eagles and gave fans a chance to show their appreciation for their favorite players from the 32-season history with that venue as the Vikings' home stadium.

VIKINGS ALL-MOA FIELD TEAM

OFFENSE	
QB.....	Daunte Culpepper, 1999-2005
RB.....	Adrian Peterson, 2007-13
RB.....	Robert Smith, 1993-2000
WR.....	Anthony Carter, 1985-93
WR.....	Cris Carter, 1990-2001
WR.....	Randy Moss, 1998-2004, '10
TE.....	Steve Jordan, 1982-94
T.....	Tim Irwin, 1981-93
T.....	Gary Zimmerman, 1986-92
G.....	Steve Hutchinson, 2006-11
G.....	Randall McDaniel, 1988-99
C.....	Matt Birk, 1998-2008

DEFENSE	
DE.....	Jared Allen, 2008-13
DE.....	Chris Doleman, 1985-93, '99
DT.....	John Randle, 1990-2000
DT.....	Kevin Williams, 2003-13
LB.....	Chad Greenway, 2006-13
LB.....	Ed McDaniel, 1992-2001
LB.....	Scott Studwell, 1977-90
CB.....	Carl Lee, 1983-93
CB.....	Antoine Winfield, 2004-12
S.....	Robert Griffith, 1994-2001
S.....	Joey Browner, 1983-91

SPECIALISTS/HEAD COACH	
Return Spec.....	Percy Harvin, 2009-12
Special Teams.....	Chris Walsh, 1994-2002
P.....	Chris Kluwe, 2005-12
K.....	Ryan Longwell, 2006-11
Head Coach.....	Dennis Green, 1992-2001



55

ANTHONY BARR

POSITION: Linebacker
HEIGHT/WEIGHT: 6-5/255
DOB: 3-18-92
HOMETOWN: San Pedro, CA

COLLEGE: UCLA
ACQUIRED: D1a (#9) 2014
NFL SEASON: 6
VIKINGS SEASON: 6

2018 GP/GS
13/13

Career GP/GS
71/71

Playoffs GP/GS
3/3

- Selected to represent Minnesota at the 2018 Pro Bowl, his 4th consecutive Pro Bowl appearance.
- Has started all 71 games in which he has appeared.
- The 2nd-highest LB drafted by Vikings, behind Hall of Famer Chris Doleman at #4 in 1985, who later moved to DE. Also the 1st draft pick of the Mike Zimmer regime.

OFF THE FIELD Majored in business...Launched the Raise the Barr Foundation to benefit single mothers by awarding college scholarships and providing financial support to gain their degrees in California and Minnesota...College roommate of Vikings LB Eric Kendricks...Father, Tony Brooks, was a 4th-round draft pick (RB) by the Philadelphia Eagles in 1992 out of Notre Dame...Has 3 uncles who also played in the NFL.

HONORS Selected to the Pro Bowl after the 2015, 2016, 2017 and 2018 seasons...Named NFC Defensive Player of the Week for game at Tampa Bay (10/26/14).

PRO Re-signed with Minnesota on 3/14/19...Helped lead a Vikings defense that ranked 4th in yards per game (309.7) in 2018...Key cog to a defense that ranked 1st in both yards per game (275.9) and points allowed (15.8) in 2017...4-time Pro Bowler earning the honor following the 2015, 2016, 2017 and 2018 seasons...Snared 1st career INT off future Hall of Famer Peyton Manning at Denver (10/4/15)...Ranks 6th in Vikings history for tackles by a rookie with 99 stops...Started 12 games before going on injured reserve (12/27/15), the 3rd-most starts by a rookie LB in team history...Notched the 1st game-winning FR-TD in OT in club history at Tampa Bay (10/26/14), forcing, recovering and returning the fumble 27 yards for the score on the 1st play from scrimmage of the OT period...Selected with the #9 overall pick in 2014 NFL Draft after Minnesota traded from #8 to #9 with Cleveland...The 2nd-highest drafted LB in Vikings history, behind only Chris Doleman at #4 in 1985.

2018 Named to his 4th consecutive Pro Bowl for his efforts in 2018...Started all 13 games in which he appeared in 2018, finishing with 71 total tackles, 8 TFLs, 3.0 sacks and 1 FF...Turned in his 2nd consecutive game of multiple TFL, finishing with 5 total tackles (3 solo) and 2 TFL at Detroit (12/23)...Wrapped up 2.0 sacks vs. Miami (12/16), the first multi-sack game of his career. Finished with 7 total tackles (6 solo), 2 TFL, 2.0 sacks and 4 QBHs...Made 7 total tackles at Seattle, including a 7-yard sack of Russell Wilson in the 3rd quarter, his 1st sack of the season...Finished with 6 solo tackles at New England (12/2)...Returned from injury to record 4 total tackles (1 solo) vs. Green Bay (11/25)...Inactive Weeks 9 and 11 while recovering from a hamstring injury...Inactive Week 8 vs. New Orleans (10/28), snapping a streak of 41 consecutive regular-season games started...Made 6 tackles (3 solo) before leaving the game with an ankle injury at New York (10/14)...Finished with 5 tackles (2 solo), 1 TFL, 1 QBH, 1 FF and 1 PBU vs. Arizona (10/14)...Recorded 6 tackles (5 solo) along with 1 TFL and 3 QBH at Philadelphia (10/7)...Registered 6 tackles (4 solo) at Green Bay (9/16) in the 60th start of his career...Tallied 5 tackles (2 solo) and a TFL vs. San Francisco (9/9).

2017 Grabbed 3 tackles (1 solo) and a QBH at Philadelphia (1/21/18) in the Vikings NFC Championship game loss...Snagged his 2nd career INT, and first in the playoffs, in the Vikings Divisional Round defeat of New Orleans (1/14/18), adding 4 solo tackles, a tackle for loss and a QBH...Totaled 98 tackles and started all 16 games for the 2nd straight season...Tallied a team-high 8 tackles (5 solo) and a TFL vs. Chicago (12/31)...Named to his 3rd straight Pro Bowl...Recorded 6 tackles (2 solo) and 1 QBH at Green Bay (12/23) as the Vikings shutout the Packers for the 1st time since 1971...Compiled 4 tackles (1 solo) vs. Cincinnati (12/17) as the Vikings clinched the NFC North title...Posted 5 tackles (3 solo) at Carolina (12/10)...Contributed 5 tackles (4 solo) at Atlanta (12/3)...Recorded 6 solo tackles and a QBH at Detroit (11/23) on Thanksgiving Day...Tallied a solo tackle vs. Los Angeles (11/19)...Contributed 3 solo tackles, 2 QBH, 1 TFL and a PD at Washington (11/12)...Registered 7 tackles (4 solo) and a PD vs. Cleveland (10/29) at Twickenham Stadium in London, England as a part of the NFL's International Series...Posted 13 tackles (10 solo), 3 TFL, 1.0 sack, 2 QBH and 1 PD vs. Baltimore (10/22)...Tallied 2 tackles (1 solo) 4 QBH and a PD vs. Green Bay (10/15)...Recorded 6 total tackles (4 solo), a QBH, TFL and a PD at Chicago (10/9)...Tallied 8 tackles (5 solo) a QBH and a PD vs. Detroit (10/1)...Compiled 4 solo tackles, 2 QBH and 1 TFL vs. Tampa Bay (9/24)...Contributed 12 tackles (9 solo) and 1 TFL at Pittsburgh (9/17)...Started and totaled 8 tackles (5 solo) and 1 TFL vs. New Orleans (9/11).

2016 Earned his 2nd Pro Bowl berth and totaled 91 tackles (61 solo), 4 TFL, 2 sacks, 20 QBHs, 5 PD, 1 FF and 1 FR, starting 16 games for the 1st time in his career, for the NFL's 3rd-ranked defense (314.9)...Tallied 9 tackles (5 solo) vs. Chicago (1/1/17)...Recorded 6 tackles (5 solo) and 3 QBHs at Green Bay (12/24)...Posted 5 tackles vs. Indianapolis (12/18)...Totaled 6 tackles (4 solo), 1 QBH and 2 PD at Jacksonville (12/11)...Forced a fumble, adding 4 tackles (1 solo), vs. Dallas (12/5)...Notched 5 tackles (4 solo), 1 TFL, 1 sack and 3 QBHs at Detroit (11/24)...Led

GIVING BACK TO GIVING MOMS

The Raise the Barr Foundation was launched in spring 2016 as a way to provide support to single mothers through childcare assistance and scholarship funds for mothers wishing to continue their education. Barr was raised by his single mother, Lori, and took advantage of his platform as an NFL player to help give back. "As a young child, I witnessed my mother work hard to put herself through college after having me when she was only 19 years old," Barr said. "She worked as a classroom assistant in the morning hours, went to school in the afternoon and waited tables at night. Even so, she still had to take out student loans to pay for college, loans she is still paying off today."



Minnesota's LBs with 7 tackles (4 solo) vs. Arizona (11/20)... Tied a team high with 7 tackles (6 solo), 1 TFL and 1 PD at Washington, (11/13)...Registered a team-high 10 tackles (7 solo), 1 TFL and 1 QBH vs. Detroit (11/6)...Tallied 4 tackles (3 solo) at Chicago (10/31)...Registered 5 tackles (4 solo), 1 QBH and 1 FR – part of 4 Eagles turnovers – at Philadelphia (10/23)...Notched 3 tackles (2 solo) and 4 QBHs vs. Houston (10/9)...Posted 3 tackles (all solo) and 1 PD vs. NY Giants (10/3)...Totaled a season-best 11 tackles (9 solo), 1 TFL, 1 sack and 2 QBHs at Carolina (9/25)... Tallied 3 tackles (2 solo) and 1 QBH vs. Green Bay (9/18)... Recorded 3 tackles (2 solo), 3 QBHs and 1 PD at Tennessee (9/11).

2015 Started 14 games and helped the Vikings defense rank 5th in scoring (18.9)...Named to Pro Bowl...Started the Wild Card playoff game vs. Seattle (1/10/16), recording 4 tackles and a QBH...Totalled 80 tackles, 3.5 sacks, 6 TFL, 12 QB hurries, 3 FFs, 1 INT and 7 PD...Set a new career best with 12 tackles in Week 1 at San Francisco (9/14)...Registered 1st sack of the season on Philip Rivers in Week 3 vs. San Diego (9/27)... Snagged 1st career INT at Denver (10/4) when grabbing a Peyton Manning pass and returning it 32 yards...Had a half-sack at Detroit (10/25)...Sacked Matt Ryan for the 2nd time in his career and totaled 9 tackles, 2 TFL, 1.0 sack, 2 FFs and 1 PD at Atlanta (11/29)...Chased down Falcons RB Tevin Coleman and recorded his 1st of a career-high 2 FFs early in the contest on a momentum-shifting play...In the NFC North-clinching win at Green Bay (1/3/16), had 5 tackles, 2 TFL, 1.0 sack and had a PD on Aaron Rodgers last-second hail mary attempt.

2014 Named to analyst Gil Brandt's NFL.com All-Rookie team...Started season opener at St. Louis (9/7), the lone rookie starter for the Vikings...Placed on injured reserve on 12/27... Ended season ranked 4th on team with 99 tackles, 2nd among Vikings LBs behind Chad Greenway...Started all 12 games he played, the 3rd-most starts in team history by a rookie LB... Scored game-winning TD at Tampa Bay (10/26) with a 27-yard FR TD on the 1st play from scrimmage of OT, marking the 1st time in team history an OT game was won on a defensive TD and only the 4th time in NFL history an OT game was won on a FR...Totalled 9 tackles, 1.0 sack, 3 QB hurries, 1 FF, 1 FR and 1 PD and was named NFC Defensive Player of the Week for game at Tampa Bay...Notched 11 tackles vs. New England (9/14)... Notched 1st career sack at New Orleans (9/21) and had 10 tackles...Sacked Falcons QB Matt Ryan vs. Atlanta (9/28) late in 4th quarter and recorded 10 tackles that game...Had a pair of FRs at Buffalo (10/19), nearly tying the Vikings record of 3 FRs in a game...Notched sack vs. Washington (11/2)...Inactive for game vs. NY Jets (12/7) and at Detroit (12/14) with knee injury.

COLLEGE Started 37 of his 51 career games for Bruins, 10 as a FB early in his career and 27 at LB...Earned All-America honors as a junior and senior...Capped collegiate career with consensus All-America honors as a senior in 2013 and unanimous All-Pac 12 honors...Earned All-America from Walter Camp, AFCA, *USA Today*, among others...UCLA defensive MVP and team captain...Was a finalist for Butkus, Lombardi and Bednarik Awards as a senior...Ranked 2nd in country with 4 FRs and 5th in country with 5 FFs...Notched 3 FFs against Nebraska in 2013...Was 2nd-Team All-American by *Associated Press* as a junior in 2012...Named 1st-Team All-Pac 12 as a junior...Ranked 8th in country with 13.5 sacks...Ranked 2nd on team with 83 tackles...Had 8 tackles and 1.5 sacks against Stanford in Pac-12 Championship Game...Had 9 tackles in Holiday Bowl against Baylor...Began his UCLA career as a FB...Started 7 games as a sophomore blocking back and scored his 1st TD...Started 4 of his 12 games as a freshman, earning the team Rookie of the Year award.

PREP Was ranked the best athlete in the country as a senior at Loyola High (Los Angeles) by Tom Lemming and Max Preps... Selected to US Army All-America game but could not participate...Rivals had him ranked 5th-best athlete and Scout.com ranked him 10th among LBs...Missed majority of senior season with ankle injury...Earned All-State RB honors with 1,890 yards and 20 TDs as a junior...Standout in track.



Anthony Barr hosted a holiday party at the Jeremiah Program in Minneapolis during the 2018 season, handing out gifts to single mothers and their children.

BARR'S NFL TOTALS

Year	GP/GS	Solo	Asst.	Total	Sacks	INTs	PBU	TFL	QBH	FF/FR	Special Teams
2014	12/12	72	27	99	4.0	0	3	4	13	2/3	0
2015	14/14	61	19	80	3.5	1 (32)	7	6	12	3/0	0
Playoffs	1/1	4	1	5	0.0	0	0	0	1	0/0	0
2016	16/16	61	30	91	2.0	0	5	4	20	1/1	0
2017	16/16	75	23	98	1.0	0	6	9	4	0/0	0
Playoffs	2/2	4	3	7	0	1 (18)	1	1	1	0/0	0
2018	13/13	48	23	71	3.0	0	2	8	13	1/0	0
Totals	71/71	309	130	439	13.5	1 (32)	23	31	72	7/4	0
Playoffs	3/3	8	4	12	0.0	1 (18)	1	1	2	0/0	0

SINGLE-GAME CAREER HIGHS (* - playoffs)

Tackles	13	vs. Baltimore, 10/22/17	Force Fumble	2	at Atlanta, 11/29/15
Solo Tackles	10	3x, last vs. Baltimore, 10/22/17	Fumble Recovery	2	at Buffalo, 10/19/14
Interception	1	2x, last vs. New Orleans, 1/4/18*	Sacks	2.0	vs. Miami, 12/16/18
Passes Defensed	1	23x, last vs. Arizona, 10/15/18	Touchdown	1	at Tampa Bay, 10/26/14 (27 FR)
Tackles for Loss	3	vs. Baltimore, 10/22/17	QB Hurries	4	3x, last vs. Miami, 12/16/18

BARR'S INTERCEPTIONS (*playoffs)

GAME	QB	INT (Yds)
at Denver, 10/4/15	Peyton Manning	1 (32)
vs. New Orleans, 1/14/18*	Drew Brees	1 (18)
Total		1(32)
Playoff Total		1(18)

BARR'S CAREER GAME-BY-GAME (*starts)

2014	MIN	U	A	T	TFL	SK	QH	FF	FR	INT	PD
9/7	@ STL	10	1	11	0	0.0	1	0	0	0	0
9/14	NE*	8	3	11	0	0.0	0	0	0	0	0
9/21	@ NO*	8	2	10	1	1.0	1	0	0	0	1
9/28	ATL*	6	4	10	1	1.0	1	0	0	0	0
10/2	@ GB*	4	3	7	0	0.0	0	0	0	0	0
10/12	DET*	7	2	9	0	0.0	0	0	0	0	0
10/19	@ BUF*	8	2	10	0	0.0	2	0	2	0	1
10/26	@ TB*	6	3	9	0	1.0	3	1	1	0	1
11/2	WAS*	4	1	5	2	1.0	3	0	0	0	0
11/16	@ CHI*	4	4	8	0	0.0	2	0	0	0	0
11/23	GB*	3	1	4	0	0.0	0	1	0	0	0
11/30	CAR*	4	1	5	0	0.0	0	0	0	0	0
12/7	NYJ	INACTIVE									
12/14	@ DET	INACTIVE									
12/21	@ MIA	INACTIVE									
12/28	CHI	INJURED RESERVE									
GP/GS: 12/12	72	27	99	4	4.0	13	2	3	0	3	

2015	MIN	U	A	T	TFL	SK	QH	FF	FR	INT	PD
9/14	@ SF*	10	2	12	1	0.0	0	0	0	0	1
9/20	DET*	2	3	5	0	0.0	0	0	0	0	0
9/27	SD*	5	1	6	1	1.0	3	1	0	0	0
10/4	@ DEN*	5	1	6	0	0.0	0	0	0	1	1
10/18	KC*	1	3	4	0	0.0	0	0	0	0	0
10/25	@ DET*	2	2	4	0	0.5	2	0	0	0	0
11/1	@ CHI*	4	0	4	0	0.0	3	0	0	0	0
11/8	STL*	8	0	8	0	0.0	0	0	0	0	1
11/15	@ OAK*	6	1	7	0	0.0	0	0	0	0	1
11/22	GB*	5	1	6	0	0.0	1	0	0	0	0
11/29	@ ATL*	7	2	9	2	1.0	1	2	0	0	1
12/6	SEA*	0	0	0	0	0.0	0	0	0	0	0
12/10	@ AZ	INACTIVE									
12/20	CHI	INACTIVE									
12/27	NYG*	3	1	4	0	0.0	0	0	0	0	1
1/3/16	@ GB*	3	2	5	2	1.0	2	0	0	0	1
GP/GS: 14/14	61	19	80	6	3.5	12	3	0	1	7	

2015 PLAYOFFS

1/10/16	SEA*	3	1	4	0	0.0	1	0	0	0	0
---------	------	---	---	---	---	-----	---	---	---	---	---

2016	MIN	U	A	T	TFL	SK	QH	FF	FR	INT	PD
9/11	@ TEN*	2	1	3	0	0.0	3	0	0	0	1
9/18	GB*	2	1	3	0	0.0	2	0	0	0	0
9/25	@ CAR*	9	2	11	1	1.0	2	0	0	0	0
10/3	NYG*	3	0	3	0	0.0	0	0	0	0	1
10/9	HOU*	2	1	3	0	0.0	4	0	0	0	0
10/23	@ PHI*	4	1	5	0	0.0	1	0	1	0	0
10/31	@ CHI*	3	1	4	0	0.0	0	0	0	0	0
11/6	DET*	7	3	10	1	0.0	1	0	0	0	0
11/13	@ WAS*	6	1	7	1	0.0	0	0	0	0	1
11/20	ARI*	4	3	7	0	0.0	0	0	0	0	0
11/24	@ DET*	4	1	5	1	1.0	3	0	0	0	0
12/1	DAL*	1	3	4	0	0.0	0	1	0	0	0
12/11	@ JAX*	4	2	6	0	0.0	1	0	0	0	2
12/18	IND*	0	5	5	0	0.0	0	0	0	0	0
12/24	@ GB*	5	1	6	0	0.0	3	0	0	0	0
1/1/17	CHI*	5	4	9	0	0.0	0	0	0	0	0
GP/GS: 16/16	61	30	91	4	2.0	20	1	1	0	5	

BARR'S SACKS

GAME	QB	SACKS
at New Orleans, 9/21/14	Drew Brees	1.0
vs. Atlanta, 9/28/14	Matt Ryan	1.0
at Tampa Bay, 10/26/14	Mike Glennon	1.0
vs. Washington, 11/2/14	Robert Griffin III	1.0
vs. San Diego, 9/27/15	Philip Rivers	1.0
at Detroit, 10/25/15	Matthew Stafford	0.5
at Atlanta, 11/29/15	Matt Ryan	1.0
at Green Bay, 1/3/16	Aaron Rodgers	1.0
at Carolina, 9/25/16	Cam Newton	1.0
at Detroit, 11/24/16	Matthew Stafford	1.0
vs. Baltimore, 10/22/17	Joe Flacco	1.0
at Seattle, 12/10/18	Russell Wilson	1.0
vs. Miami, 12/16/18	Ryan Tannehill	2.0
Total		13.5

BARR'S TOUCHDOWNS


GAME	PLAY
@ Tampa Bay, 10/26/14	27 FR Return
Total	1(1 FR)

2017	MIN	U	A	T	TFL	SK	QH	FF	FR	INT	PD
9/11	NO*	5	3	8	1	0.0	0	0	0	0	0
9/17	@ PIT*	9	3	12	1	0.0	0	0	0	0	0
9/24	TB*	4	0	4	1	0.0	2	0	0	0	0
10/1	DET*	5	3	8	0	0.0	1	0	0	0	1
10/9	@ CHI*	4	2	6	1	0.0	1	0	0	0	1
10/15	GB*	1	1	2	0	0.0	4	0	0	0	1
10/22	BAL*	10	3	13	3	1.0	2	0	0	0	1
10/29	@ CLE*	4	3	7	0	0.0	0	0	0	0	1
11/12	@ WAS*	3	0	3	1	0.0	2	0	0	0	1
11/19	LAR*	1	0	1	1	0.0	0	0	0	0	0
11/23	@ DET*	6	0	6	0	0.0	1	0	0	0	0
12/3	@ ATL*	4	1	5	0	0.0	0	0	0	0	0
12/10	@ CAR*	3	2	5	0	0.0	0	0	0	0	0
12/17	CIN*	1	3	4	0	0.0	0	0	0	0	0
12/23	@ GB*	2	4	6	0	0.0	1	0	0	0	0
12/31	CHI*	5	3	8	1	0.0	0	0	0	0	0
GP/GS: 16/16	67	31	98	9	1.0	14	0	0	0	6	

2017 Playoffs

1/14/18	NO*	4	0	4	1	0.0	1	0	0	1	1
1/21/18	@ PHI*	1	2	3	0	0.0	1	0	0	0	0
GP/GS: 2/2	5	2	7	1	0.0	2	0	0	1	1	

2018	MIN	U	A	T	TFL	SK	QH	FF	FR	INT	PD
9/9	SF*	2	3	5	1	0.0	0	0	0	0	1
9/16	@ GB*	4	2	6	0	0.0	0	0	0	0	0
9/23	BUF*	6	1	7	0	0.0	2	0	0	0	0
9/27	@ LAR*	3	1	4	0	0.0	0	0	0	0	0
10/7	@ PHI*	5	1	6	1	0.0	3	0	0	0	0
10/14	ARI*	2	3	5	1	0.0	1	1	0	0	1
10/21	@ NYJ*	3	3	6	0	0.0	0	0	0	0	0
10/28	NO	INACTIVE									
11/4	DET	INACTIVE									
11/18	@ CHI	INACTIVE									
11/25	GB*	1	3	4	0	0.0	0	0	0	0	0
12/2	@ NE*	6	0	6	0	0.0	0	0	0	0	0
12/10	@ SEA*	6	1	7	1	1.0	3	0	0	0	0
12/16	MIA*	6	1	7	2	2.0	4	0	0	0	0
12/23	@ DET*	3	2	5	2	0.0	0	0	0	0	0
12/30	CHI*	1	2	3	0	0.0	0	0	0	0	0
GP/GS: 13/13	48	23	71	8	3.0	9	1	0	0	2	



12

CHAD BEEBE

POSITION: Wide Receiver
HEIGHT/WEIGHT: 5-10/183
DOB: 6-1-94
HOMETOWN: Aurora, IL

COLLEGE: Northern Illinois
ACQUIRED: UDFA 2018
NFL SEASON: 2
VIKINGS SEASON: 2

2018 GP/GS	Career GP/GS	Playoffs GP/GS
3/0	3/0	0/0

• The son of former NFL star Don Beebe, who played in 6 Super Bowls for the Buffalo Bills and Green Bay Packers.

• Spent the first 8 weeks of the 2018 season on the Vikings practice squad before being promoted to the active roster and debuting vs. Detroit on 11/4/18.

OFF THE FIELD Graduated with a communications/corporate business major...Chad's father, Don, is the head coach at Aurora University in Illinois...Don played 9 total seasons in the NFL, spending time with the Buffalo Bills, Carolina Panthers and Green Bay Packers and totaling 219 receptions for 3,416 receiving yards and 23 TDs...Frequented community service events during his first season in Minnesota...Attended the American Cancer Society's 2018 Crucial Catch luncheon honoring 12 individuals who have fought cancer.

PRO Made his NFL debut against Detroit on 11/4/18...Named to Minnesota's active roster on 11/3/18...Named to the Vikings practice squad after being released during final cuts...Signed with Minnesota on 5/7/18 as an undrafted free agent after participating in the team's rookie minicamp on a tryout basis.

2018 Appeared in 3 games during his rookie season after being elevated from the practice squad in Week 9...Inactive with a hamstring injury vs. Chicago (12/30)...Returned from injury at Detroit (12/23), appearing on offense and fair catching 1 punt...Inactive Weeks 12-15 with a hamstring injury...Caught 1 pass for 18 yards at Chicago (11/18)...Made his NFL debut vs. Detroit (11/4), securing his first career catch with a 2-yard reception from Kirk Cousins in the 1st quarter. Finished with 3 receptions for 21 yards on the day...Promoted to the active roster on 11/3/18...Joined the Vikings practice squad on 9/2/18 after being released during final cuts.



Chad Beebe greets students at the Kaposia Education Center in St. Paul in November of 2018.

COLLEGE Played in 44 games for the Huskies and finished his career ranking in the Top-10 in program history in punt returns (48) and punt return yards (329)...Averaged a team-high 14.9 yards per reception as a redshirt senior, totaling 417 yards on 28 catches...Was 2nd on the team with 775 all-purpose yards, averaging 86.1 yards per game, in his final collegiate season...Turned in his best game of his career when he caught 6 passes for 125 yards at Bowling Green on 10/21/17...Finished his career with 64 receptions for 930 yards and 3 TDs as well as 5 rushes for 10 yards...Contributed as a return man throughout his career, returning punts for 3 seasons and returning kickoffs as a redshirt senior...Did not play in 2016 due to an offseason injury that resulted in him taking a redshirt year...Grabbed 21 receptions and 219 receiving yards, both 4th best on the team, in 2014 prior to suffering a broken arm in the MAC Championship game...Earned 3rd Team All-MAC honors as a punt returner by Phil Steele in 2014

PREP Earned IHSA All-State honors following his senior season at Aurora Christian HS in Aurora, IL...Holds the Aurora Christian HS records for most career receptions and receiving yards.

BEEBE'S NFL TOTALS

Year	GP/GS	RECEIVING				
		No.	Yds.	Avg.	Lg.	TD
2018 (Min)	3/0	4	39	9.8	18	0
Total	3/0	4	39	9.8	18	0

SINGLE-GAME CAREER HIGHS (* - playoffs)

Receptions 3 vs. Detroit, 11/4/18
Receiving Yards 21 vs. Detroit, 11/4/18
Long reception 18 at Chicago, 11/18/18

BEEBE'S CAREER GAME-BY-GAME (*starts)

2018	MIN	No.	Yards	Avg.	Long	TD
9/9	SF	PRACTICE SQUAD				
9/16	@ GB	PRACTICE SQUAD				
9/23	BUF	PRACTICE SQUAD				
9/27	@ LAR	PRACTICE SQUAD				
10/7	@ PHI	PRACTICE SQUAD				
10/14	ARI	PRACTICE SQUAD				
10/21	@ NYJ	PRACTICE SQUAD				
10/28	NO	PRACTICE SQUAD				
11/4	DET	3	21	7.0	13	0
11/18	@ CHI	1	18	18.0	18	0
11/25	GB	INACTIVE				
12/2	@ NE	INACTIVE				
12/10	@ SEA	INACTIVE				
12/16	MIA	INACTIVE				
12/23	@ DET	0	0	0.0	0	0
12/30	CHI	INACTIVE				
GP/GS: 3/0		4	39	9.8	18	0



23

MIKE BOONE

POSITION: Running Back
HEIGHT/WEIGHT: 5-10/206
DOB: 6-30-95
HOMETOWN: Macclenny, FL

COLLEGE: Cincinnati
ACQUIRED: UDFA 2018
NFL SEASON: 2
VIKINGS SEASON: 2

2018 GP/GS
8/0

Career GP/GS
8/0

Playoffs GP/GS
0/0

• Appeared in 8 games throughout his rookie season after originally signing with Minnesota as a rookie free agent during the 2018 offseason.

PRO Made his NFL debut vs. Buffalo on 9/23/18...Signed with Minnesota on 4/30/18 as an undrafted free agent.

2018 Appeared in 8 games during his rookie season, totaling 48 scrimmage yards on 13 total touches...Contributed on special teams vs. Chicago (12/30)...Inactive Weeks 11-16... Appeared on special teams vs. Detroit (11/4)...Ran the ball 3 times for 11 yards vs. New Orleans (10/28)...Took a career-high 4 carries for 4 yards at New York (10/21)...Carried 1 time for a career-long 20 yards vs. Arizona (10/14)...Rushed 1 time for 1 yard at Philadelphia (10/7)...Caught 1 pass for 1 yard at Los Angeles (9/27)...Made his NFL debut vs. Buffalo (9/23), rushing 2 times for a team-leading 11 yards and catching 1 pass for no gain...Inactive vs. San Francisco (9/9) and at Green Bay (9/16).

COLLEGE Played in 10 games, starting 9, as a senior in 2017 (110 carries, 484 yards, 4 touchdowns; 24 catches, 177 yards, and 1 touchdown reception)...Saw action in 9 games in 2016 before a foot injury against BYU caused him to miss the rest of the season...Totaled 105 carries, 388 yards, 2 touchdowns, 20 catches, 249 receiving yards, 21 kick returns for 506 yards in those 9 games...Played in 10 games in 2015, totaling 717 rushing yards on 96 carries for an average of 7.5 yards per carry...Returned 14 kicks for 231 yards with a long of 37 yards...Finished the regular season ranked 6th in the conference and 83rd nationally with 105.5 all-purpose yards-per game...Ranked 9th in the league with 71.7 rushing yards per game...Originally scheduled to redshirt in 2014 and ended up leading the team in rushing with 650 yards and 9 touchdowns in 9 games. Averaged 6.4 yards per carry and had only 5 lost yards and scored in 7 straight games

PREP Prepped at Baker County High School and helped the team to a 7-3 record as a senior, catching 57 passes for 1,068 yards and 18 touchdowns...Holds a school record of 211 receiving yards in a single game in 2013.

BOONE'S NFL TOTALS


Year	GP/GS	Att.	RUSHING				No.	RECEIVING			
			Yds.	Avg.	Lg.	TD		Yds.	Avg.	Lg.	TD
2018 (Min)	8/0	11	47	4.3	20	0	2	1	0.5	1	0
Total	8/0	11	47	4.3	20	0	2	1	0.5	1	0

SINGLE-GAME CAREER HIGHS (* - playoffs)

Rushing Attempts 4..... at NY Jets, 10/21/18
Rushing Yards 20..... vs. Arizona, 10/14/18
Rushing TD 2..... 4x, last at Green Bay, 9/16/18
Receptions 1..... 2x, last at LA Rams, 9/27/18
Receiving Yards 1..... at LA Rams, 9/27/18

BOONE'S CAREER GAME-BY-GAME (*starts; games with 100+ rushing yards in bold)

2018	MIN	Att.	RUSHING				No.	RECEIVING			
			Yards	Avg.	Long	TD		Yards	Avg.	Long	TD
9/9	SF	INACTIVE									
9/16	@ GB	INACTIVE									
9/23	BUF	2	11	5.5	11	0	1	0	0.0	0	0
9/27	@ LAR	0	0	0.0	0	0	1	1	1.0	1	0
10/7	@ PHI	1	1	1.0	1	0	0	0	0.0	0	0
10/14	ARI	1	20	20.0	20	0	0	0	0.0	0	0
10/21	@ NYJ	4	4	1.0	9	0	0	0	0.0	0	0
10/28	NO	3	11	3.7	7	0	0	0	0.0	0	0
11/4	DET	0	0	0.0	0	0	0	0	0.0	0	0
11/18	@ CHI	INACTIVE									
11/25	GB	INACTIVE									
12/2	@ NE	INACTIVE									
12/10	@ SEA	INACTIVE									
12/16	MIA	INACTIVE									
12/23	@ DET	INACTIVE									
12/30	CHI	0	0	0.0	0	0	0	0	0.0	0	0
GP/GS: 8/0		11	47	4.3	20	0	2	1	0.5	1	0



90

TASHAWN BOWER

POSITION: Defensive End
HEIGHT/WEIGHT: 6-5/250
DOB: 2-18-95
HOMETOWN: Somerville, NJ

COLLEGE: LSU
ACQUIRED: UDFA 2017
NFL SEASON: 3
VIKINGS SEASON: 3

2018 GP/GS	Career GP/GS	Playoffs GP/GS
5/0	7/0	0/0

• Friend and teammate of Danielle Hunter at LSU, who hosted Tashawn on his collegiate visit, and followed his path from LSU to the Vikings.

OFF THE FIELD Majored in general business at LSU...Has one sister, Olivia, and is a native of New Jersey...Surprised Highland Park High School students with donated equipment from the Vikings Winter Park facility...Pronounced tuh-SHAWN.

PRO Signed by the Vikings as an undrafted free agent following the 2017 draft and earned a roster spot after an impressive training camp and preseason.

2018 Appeared in 5 games in his second season, finishing with 6 total tackles and 1 TFL...Inactive Weeks 14-17...Active but did not appear at New England (12/2)...Contributed on defense vs. Green Bay (11/25)...Inactive at Chicago (11/18) and vs. Detroit (11/4)...Active but did not appear vs. New Orleans (10/28)...Appeared on defense at New York (10/21)...Inactive vs. Arizona (10/14) and at Philadelphia (10/7)...Appeared on defense and special teams at Los Angeles (9/27)...Tallied a career-high 6 tackles (4 solo) and a TFL vs. Buffalo (9/23)...Inactive at Green Bay (9/16)...Appeared on defense and special teams vs. San Francisco (9/9).

BOWER'S NFL TOTALS

Year	GP/GS	Solo	Asst.	Total	Sacks	INTs	PBU	TFL	QBH	FF/FR	Special Teams
2017 (Min)	2/0	1	0	1	1.0	0	0	1	1	0/0	0
2018 (Min)	5/0	4	2	6	0.0	0	0	1	0	0/0	0
Total	7/0	5	2	7	1.0	0	0	2	1	0/0	0

SINGLE-GAME CAREER HIGHS (* - playoffs)

Tackles 6 vs. Buffalo, 9/23/18
 Solo Tackles 4 vs. Buffalo, 9/23/18

Tackles for Loss 1 2x, last vs. Buffalo, 9/23/18
 Sack 1 vs. LA Rams, 11/19/17

BOWER'S CAREER GAME-BY-GAME (*starts)

2017	MIN	U	A	T	TFL	SK	QH	FF	FR	INT	PD
9/11	NO	INACTIVE									
9/17	@ PIT	INACTIVE									
9/24	TB	INACTIVE									
10/1	DET	INACTIVE									
10/9	@ CHI	INACTIVE									
10/15	GB	INACTIVE									
10/22	BAL	INACTIVE									
10/29	@ CLE	0	0	0	0	0.0	0	0	0	0	0
11/12	@ WAS	INACTIVE									
11/19	LAR	1	0	1	1	1.0	1	0	0	0	0
11/23	@ DET	INACTIVE									
12/3	@ ATL	INACTIVE									
12/10	@ CAR	INACTIVE									
12/17	CIN	INACTIVE									
12/23	@ GB	INACTIVE									
12/31	CHI	INACTIVE									
GP/GS: 2/0		1	0	1	1	1.0	1	0	0	0	0
2017 Playoffs											
1/14/18	NO	INACTIVE									
1/21/18	@ PHI	INACTIVE									
GP/GS: 0/0		0	0	0	0	0.0	0	0	0	0	0

BOWER'S SACKS

GAME	QB	SACKS
vs. LA Rams, 11/19/17	Jared Goff	1.0
Total		1.0

2018	MIN	U	A	T	TFL	SK	QH	FF	FR	INT	PD
9/9	SF	0	0	0	0	0.0	0	0	0	0	0
9/16	@ GB	INACTIVE									
9/23	BUF	4	2	6	1	0.0	0	0	0	0	0
9/27	@ LAR	0	0	0	0	0.0	0	0	0	0	0
10/7	@ PHI	INACTIVE									
10/14	ARI	INACTIVE									
10/21	@ NYJ	0	0	0	0	0.0	0	0	0	0	0
10/28	NO	DID NOT APPEAR									
11/4	DET	INACTIVE									
11/18	@ CHI	INACTIVE									
11/25	GB	0	0	0	0	0.0	0	0	0	0	0
12/2	@ NE	DID NOT APPEAR									
12/10	@ SEA	INACTIVE									
12/16	MIA	INACTIVE									
12/23	@ DET	INACTIVE									
12/30	CHI	INACTIVE									
GP/GS: 5/0		4	2	6	1	0.0	0	0	0	0	0



40

KENTRELL BROTHERS

POSITION: Linebacker
HEIGHT/WEIGHT: 6-1/242
DOB: 2-8-93
HOMETOWN: Edmond, OK

COLLEGE: Missouri
ACQUIRED: D5 (#160) 2016
NFL SEASON: 4
VIKINGS SEASON: 4

2018 GP/GS
12/0

Career GP/GS
38/0

Playoffs GP/GS
2/0

• A key special teams contributor throughout his first three seasons, recording a career-high 16 special teams tackles in 2017.

• Led the NCAA with 152 tackles in 2015 as a senior at Mizzou.

OFF THE FIELD Earned degree in arts and sciences at Missouri in December 2015...Active with Boys and Girls Clubs events...Aspires to a career in counseling or coaching after football...Has never been to an NFL game as a spectator...Mom is a nurse and step-dad is a health care provider.

PRO Totaled a career-high 3 special teams tackles at Carolina on 12/10/17...Made his NFL debut at Chicago (10/31/16)...The lone LB drafted by the Vikings in 2016...Trained with fellow Vikings 2016 draftee DE Stephen Weatherly during the pre-draft process in Atlanta...Selected in the 5th round (#160 overall)...1st Missouri player drafted by the Vikings since DT C.J. Mosley in 2005.

2018 Appeared in 12 straight games to end the 2018 season after returning from suspension, finishing the year with 2 tackles, 1.0 sack, and 10 special teams tackles...Made 1 special teams tackle vs. Chicago (12/30)...Brought down Matt Cassel at Detroit (12/23) for his 1st career sack, finishing with 1 solo tackle, 1.0 sack, 1 TFL, 1 QBH along with 1 special teams tackle...Grabbed 3 special teams tackles vs. Miami (12/16), tying a career high...Contributed on special teams at Seattle (12/10) and New England (12/2)...Wrapped up 2 special teams tackles vs. Green Bay (11/25)...Logged 1 special teams tackle at Chicago (11/18)...Registered 1 special teams tackle vs. Detroit (11/4)...Tallied 1 special teams tackle vs. New Orleans (10/28)...Made his 1st career tackle at New York (10/21) while also pitching in on special teams...Appeared on special teams vs. Arizona (10/14)...Made his season debut at Philadelphia (10/7), appearing on special teams...Began the 2018 campaign on the Reserve/Suspended list for 4 games.

2017 Contributed mostly on special teams, recording a career-best 16 special teams tackles, the 2nd most on the team...Played on special teams at Philadelphia (1/21/18)...Made a special teams tackle in the Vikings Divisional Round playoff victory vs. New Orleans (1/14/18)...Registered a special teams assisted tackle vs. Chicago (12/31)...Tallied a special teams tackle at Green Bay (12/23)...Played on defense for the 1st time in his career vs. Cincinnati (12/17) and posted 1 ST tackle to help the club secure the NFC North title...Led the ST unit with 3 tackles (2 solo) at Carolina (12/10)...Contributed on special teams at Atlanta (12/3)...Special teams captain at Detroit (11/23) on Thanksgiving Day...Played special teams vs. Los Angeles...Played on defense and special teams at Washington (11/12)...Posted 2 special teams tackles vs. Cleveland (10/29) at Twickenham Stadium in London, England as a part of the

NFL's International Series...Tallied 2 special teams tackles vs. Baltimore (10/22)...Contributed 2 tackles (1 solo) on special teams vs. Green Bay (10/15)...Tallied 2 special teams tackles at Chicago (10/9)...Contributed on special teams vs. Detroit (10/1) and vs. Tampa Bay (9/24)...Played on special teams in Week 1 vs. New Orleans (9/11) and Week 2 at Pittsburgh (9/17), contributing 1 special teams tackle.

2016 Tied for 3rd on the team with 9 special teams tackles in 10 games played...Competed on special teams vs. Chicago (1/17)...Recorded a special teams stop at Green Bay (12/24), vs. Indianapolis (12/18), at Jacksonville (12/11) and vs. Dallas (12/1)...Saw action on special teams at Detroit (11/24)...Matched a career high with 2 special teams stops vs. Arizona (11/20)...Tallied 2 special teams stops at Washington (11/13)...Competed on special team vs. Detroit (11/6)...Notched 1 special teams tackle in his NFL debut at Chicago (10/31)...Inactive at Philadelphia (10/24), vs. Houston (10/9), vs. NY Giants (10/3), at Carolina (9/25), vs. Green Bay (9/18) and at Tennessee (9/11).

COLLEGE Ended career at Mizzou with 358 tackles, 4.5 sacks and 5 INTS...Helped Tigers win consecutive SEC East titles in 2013 and 2014...Defeated Minnesota Golden Gophers in Citrus Bowl to end 2014 season and helped defeat Oklahoma State in Cotton Bowl to end 2013...Capped productive college career with 1st-Team All-SEC honors for the Tigers after notching 2nd-Team All-SEC as a junior...Named Mizzou MVP as a senior along with LB of the Year for the squad and claimed the "Mo Award"...Led the nation in tackles with 152...Named SEC Defensive Player of the Week for game vs. Arkansas State as a senior when he had 16 tackles and 2 INTS...Posted 7 straight games with 10+ tackles during senior campaign...Had career-best 17 stops at Georgia as a senior...Led squad in tackles as a junior with 122...Forced 3 fumbles to lead team...Notched season-best 14 tackles vs. Alabama in the SEC title game...Had 11 stops and forced a fumble that sealed the win over Arkansas with 2:13 left in the game...Stepped into starting lineup as a sophomore in 2013 and started every game, the only Tigers LB to do so...Ranked 4th on team with 70 tackles and ranked 2nd on squad with 3 INTS...Had season-high 10 tackles and snared an INT late in the game during win at #7 Georgia...Saw action in 11 games as a redshirt freshman in 2012...Notched season-high 5 tackles in season finale at Texas A&M...Competed in spring practice after being sidelined with injury for all of his true freshman season in 2011...Redshirted as true freshman with leg injury suffered in preseason scrimmage.

PREP Standout WR and LB at Guthrie High in Guthrie, OK...Ranked #9 overall prospect in Oklahoma...Helped team to 2007 Class 5A state title in football...Played guard on basketball team that won 2 state championships...Played tennis in high school.

BROTHERS' NFL TOTALS

Year	GP/GS	Solo	Asst.	Total	Sacks	INTs	PBU	TFL	QBH	FF/FR	Special Teams
2016 (Min)	10/0	0	0	0	0.0	0	0	0	0	0/0	9
2017 (Min)	16/0	0	0	0	0.0	0	0	0	0	0/0	16
Playoffs	2/0	0	0	0	0.0	0	0	0	0	0/0	1
2018 (Min)	12/0	2	0	2	1.0	0	0	1	1	0/0	10
Total	38/0	2	0	2	1.0	0	0	1	1	0/0	35
Playoffs	2/0	0	0	0	0.0	0	0	0.0	0	0/0	1

SINGLE-GAME CAREER HIGHS (* - playoffs)

Solo Tackles1..... 2x, last at Detroit, 12/23/18
Sack1..... at Detroit, 12/23/18

Tackles for Loss1..... at Detroit, 12/23/18
Sp. Teams Tackles 2x, last vs. Miami, 12/16/18

BROTHERS' CAREER GAME-BY-GAME (*starts)

2018	MIN	U	A	T	TFL	SK	QH	FF	FR	INT	PD
9/9	SF	SUSPENDED									
9/16	@ GB	SUSPENDED									
9/23	BUF	SUSPENDED									
9/27	@ LAR	SUSPENDED									
10/7	@ PHI	0	0	0	0	0.0	0	0	0	0	0
10/14	ARI	0	0	0	0	0.0	0	0	0	0	0
10/21	@ NYJ	1	0	1	0	0.0	0	0	0	0	0
10/28	NO	0	0	0	0	0.0	0	0	0	0	0
11/4	DET	0	0	0	0	0.0	0	0	0	0	0
11/18	@ CHI	0	0	0	0	0.0	0	0	0	0	0
11/25	GB	0	0	0	0	0.0	0	0	0	0	0
12/2	@ NE	0	0	0	0	0.0	0	0	0	0	0
12/10	@ SEA	0	0	0	0	0.0	0	0	0	0	0
12/16	MIA	0	0	0	0	0.0	0	0	0	0	0
12/23	@ DET	1	0	1	1	1.0	1	0	0	0	0
12/30	CHI	0	0	0	0	0.0	0	0	0	0	0
GP/GS:	12/0	2	0	2	1	1.0	1	0	0	0	0

BROTHERS' SACK

GAME	QB	SACKS
at Detroit, 12/23/18	Matt Cassel	1.0
Total		1.0



43

RESHARD CLIETT

POSITION: Linebacker
HEIGHT/WEIGHT: 6-2/225
DOB: 4-29-92
HOMETOWN: Thomasville, GA

COLLEGE: South Florida
ACQUIRED: FA 2018
NFL SEASON: 3
VIKINGS SEASON: 2

2018 GP/GS
PS

Career GP/GS
0/0

Playoffs GP/GS
0/0

• Drafted by the Houston Texans (211th overall in the 6th round of the 2015 NFL Draft) and missed entire rookie season with a torn ACL.

OFF THE FIELD Graduated with a degree in interdisciplinary social science at South Florida...Pronounced KLY-ett.

PRO Drafted 211th overall in the 6th round of the 2015 NFL Draft by the Houston Texans...Missed rookie season on IR (9/1/15) after tearing ACL...After being cut by the Texans on 9/4/16, was added to the Denver Broncos practice squad on 9/13/16...Released by Denver on 10/18/16 and added to the New York Jets practice squad on 10/26/16...Released by New York on 11/1/16 and joined the Cardinals practice squad on 11/22/16...Cut by Arizona and re-added to the practice squad before signing a Reserve/Future contract with the Tennessee Titans on 1/4/17...Waived by Tennessee on 5/15/17 and claimed off waivers by Kansas City...Was waived/injured by Kansas City on 8/7/17...Signed with the Vikings on 3/29/18.

2018 Was the lone LB on the Vikings practice squad, where he spent the entire 2018 season...Joined the Vikings practice

squad on 9/2/18 after being released during final cuts.

2017 Signed to a Reserve/Future contract with the Tennessee Titans on 1/4...Waived by Tennessee on 5/15 and acquired off waivers to Kansas City...Waived/injured by Kansas City on 8/7.

2016 Spent the 2016 season on the practice squads of the Denver Broncos, New York Jets and Arizona Cardinals.

2015 Drafted to the Houston Texans before being placed on IR due to season-ending ACL injury on 9/1.

COLLEGE Saw action in 41 career games, starting 27 at LB...Recorded 135 career tackles, 17 TFL and 8 sacks on his career...In 2014, named a team captain and led USF and ranked 5th in the American Conference with a career-best 6 sacks...2nd on the team with 7.5 TFL, posting at least 1 in 7 games, as a senior...Invited to compete in the Medal of Honor Bowl and NFLPA Collegiate Bowl...In 2013, appeared in 11 games and started 10 finishing 2nd on the team with 56 tackles and added 7 TFL, 1 sack, and 3 pass break-ups...Led the team with 9 tackles, 2 TFL and 2 PD in the season-opener vs. McNeese State (8/31)...Awarded the Frank Morsani Leadership Award at the annual USF postseason banquet in 2013...In 2012, appeared in 11 games, starting 6, at LB and on special teams and totaled 40

tackles, 2 TFL, a sack, 3 PD and a fumble recovery...Earned his 1st career start vs. Florida State (9/30/12)...In 2011, appeared in 9 games at linebacker and on special teams and totaled 5 tackles, a sack, 1.5 TFL, a pressure and a PD...Redshirted in 2010.

PREP Attended Thomas County Central HS in Thomasville, Georgia...Had 97 tackles and 4 interceptions as a senior from his safety position...Missed all of his junior season due to injury...Clocked a 4.5 40-yard dash...Also received offers from Georgia Southern, Eastern Kentucky and South Alabama.

VIKINGS MAKE THEIR MARKS ON NFL RECORD BOOK



Since the team's inception in 1961, many Vikings have found themselves at or near the top of the record books. Below is a compilation of NFL records and where notable Vikings stand.

RECEIVING YARDS GAINED, CAREER

RK	WR	Yards
1	Jerry Rice, 1985-2004	22,895
2	Larry Fitzgerald, 2004-	16,279
3	Terrell Owens, 1996-2010	15,934
4	Randy Moss, 1998-2012	15,292

MOST SEASONS 1,000+ RECEIVING YARDS

RK	WR	SEASONS
1	Jerry Rice, 1985-2004	14
2	Randy Moss, 1998-2012	10
3	Tim Brown, 1988-2004	9

MOST GAMES 100+ RECEIVING YARDS

RK	WR	Games
1	Jerry Rice, 1985-2004	76
2	Randy Moss, 1998-2012	64
3	Marvin Harrison, 1996-2008	59

MOST RECEIVING TDS, CAREER

RK	WR	TDs
1	Jerry Rice, 1985-2004	197
2	Randy Moss, 1998-2012	156
3	Terrell Owens, 1996-2010	153

HIGHEST COMPLETION %, SINGLE SEASON - ROOKIE

RK	QB (Season, Team)	Percentage
1	Ben Roethlisberger (2004, Pit)	66.44
2	Robert Griffin III (2012, Was)	65.65
3	Teddy Bridgewater (2014, Min)	64.43

MOST RECEIVING TOUCHDOWNS, ROOKIE, SINGLE SEASON

RK	WR (Season, Team)	Touchdowns
1	Randy Moss (1998, Min)	17
2	Bill Howton (1952, GB)	13
	John Jefferson (1978, SD)	13

MOST RECEIVING YARDS GAINED, ROOKIE SEASON

RK	WR (Season, Team)	Yards
1	Bill Groman (1960, Hou)	1,473
2	Anquan Boldin (2003, Ari)	1,377
3	Randy Moss (Min, 1998)	1,313

MOST RUSHING YARDS GAINED, SINGLE SEASON

RK	RB (Season, Team)	Yards
1	Eric Dickerson (1984, LA Rams)	2,105
2	Adrian Peterson (2012, Min)	2,097
3	Jamal Lewis (2003, Bal)	2,066

MOST RUSHING YARDS GAINED, SINGLE GAME

RK	RB (Opponent)	Yards
1	Adrian Peterson (vs. San Diego, 11/4/2007)	296
2	Jamal Lewis (vs. Cleveland, 9/14/2003)	295
3	Jerome Harrison (vs. Kansas City, 12/20/2009)	286

MOST INTERCEPTIONS, CAREER

RK	Player	INTs
1	Paul Krause, 1964-1979	81
2	Emlen Tunnell, 1948-1961	79
3	Rod Woodson, 1987-2003	71

MOST OPPONENTS' FUMBLES RECOVERED, CAREER

RK	Player	FRs
1	Jim Marshall, 1960-1979	29
1	Jason Taylor, 1997-2011	29
3	Rickey Jackson, 1981-1995	28

MOST OPPONENTS' FUMBLES RECOVERED, SEASON

RK	Player	FRs
1	Don Hultz (1963, Min)	9
2	Joe Schmidt (1955, Det)	8
3	Alan Page (1970, Min) and 3 others	7

MOST CONSECUTIVE GAMES PLAYED, CAREER

RK	Player	Games
1	Jeff Feagles, 1988-2009	352
2	Brett Favre, 1991-2010	299
3	Jim Marshall, 1960-1979	282

MOST CONSECUTIVE SEASONS, 10+ SACKS

RK	Player	Seasons
1	Reggie White, 1985-1993	9
2	John Randle, 1992-99	8
3	Jared Allen, 2007-2013, and 3 others	7



Randy Moss hauls in a pass during his record-setting 1998 rookie season.



Adrian Peterson on his way to an NFL record 296 rushing yards against the San Diego Chargers on November 4th, 2007.



76 AVIANTE COLLINS

POSITION: Tackle
HEIGHT/WEIGHT: 6-4/292
DOB: 4-21-93
HOMETOWN: Houston, TX

COLLEGE: TCU
ACQUIRED: UDFA 2017
NFL SEASON: 3
VIKINGS SEASON: 3

2018 GP/GS	Career GP/GS	Playoffs GP/GS
IR	4/0	2/0

• Comes from a track family, father, Bill, was inducted into the TCU Lettermen's Hall of Fame as a 3-time Southwest Conference championship sprinter. Brother, Lavon, was a 2-time All-American sprinter/hurdler for the Horned Frogs.

OFF THE FIELD Played final season at TCU as a graduate student after earning his degree in the spring of 2016...His grandfather served as a U.S. Marine...Regularly participated in community events throughout the 2018 season despite his arm being in a sling for much of the year...Married wife Jordan in March of 2019...Pronounced AH-vee-on.

PRO Did not play in 2018 after being placed on IR following Week 1...Played in 3 regular-season games and 2 playoff contests as a rookie in 2017...Signed as an undrafted free agent following the 2017 NFL draft...Earned a roster spot after an impressive 2017 offseason and preseason.

2018 Was inactive against San Francisco (9/9) before being placed on the injured reserve for the remainder of the season.

2017 Played on offense and special teams vs. Philadelphia (1/21/18)...Saw snaps on offense vs. New Orleans (1/14/18)...Saw his 1st extended action on offense vs. Chicago (12/31)...

Inactive at Green Bay (12/23)...Active but did not play vs. Cincinnati (12/17)...Inactive in Weeks 11-14...Active but did not play at Washington (11/12)...Saw action on special teams vs. Cleveland (10/29) in London, England...Made his NFL debut with a special teams snap at Chicago (10/9)...Active for the 1st time in his NFL career vs. Detroit (10/1) but did not play...Inactive Weeks 1-3.

COLLEGE Appeared in 49 career games, making 36 starts for the Horned Frogs, leading all TCU players following the 2016 season...Started all 13 games in 2016, helping TCU earn its 14th bowl game appearance in the 16-year Gary Patterson era...Started 22 games during his 1st 2 seasons on campus, including 13 as a true freshman, with 16 at RT and 6 at LT...Earned All-Freshman Team Honorable Mention by CollegeFootballNews.com following the 2012 season.

PREP Attended Willowridge (Houston, Texas) HS...Was a 3-year letterwinner in football and 4-year letterman in track.

COLLINS' CAREER GAMES/STARTS

Year	GP/GS
2017 (Min)	4/0
Playoffs	2/0
Totals	4/0
Playoffs	2/0

RUNS IN THE FAMILY

Speed quite literally runs in Vikings offensive tackle Aviante Collins' family - his father, Bill, was a 3-time Southwest Conference championship sprinter for Texas Christian University. Aviante's brother, Lavon, was a 2-time All-American sprinter/hurdler for the Horned Frogs, and his mother, Robin, ran track for the University of Houston in the early 1980s. Not to be outdone, Aviante himself posted a 4.81 second 40-yard dash at the 2017 NFL Combine, the 3rd-fastest time among offensive linemen in Combine history.



Bill Collins
TCU Track and Field



LaVon Collins
TCU Track and Field



Aviante Collins
TCU Football



83

TYLER CONKLIN

POSITION: Tight End**HEIGHT/WEIGHT:** 6-3/254**DOB:** 7-30-95**HOMETOWN:** Chesterfield, MI**COLLEGE:** Central Michigan**ACQUIRED:** D5 (#157) 2018**NFL SEASON:** 2**VIKINGS SEASON:** 2**2018 GP/GS**

16/3

Career GP/GS

16/3

Playoffs GP/GS

0/0

- Saw action in all 16 games his rookie season, starting 3.
- Played NCAA Division II basketball at Northwood University for 1 season before transferring to Central Michigan to play football.

OFF THE FIELD

In March of 2019, visited students at Sequoyah Elementary in his hometown of Chesterfield, MI, reading books for National Reading Month...Younger brother, Trevor, is a junior LB at Central Michigan...When Tyler declared for the NFL Draft, Trevor said he plans to switch to No. 83, Tyler's former number...Earned a degree in communications from Central Michigan.

PRO Made his first career start vs. Buffalo (9/23)...Selected in the 5th round (#157) of the 2018 NFL Draft...Was 12th of 14 TEs drafted in 2018...Minnesota traded up 10 spots in the 5th round to select the Central Michigan TE.

2018 Saw action in all 16 games during his rookie season, starting 3. Finished with 5 receptions for 77 yards on the year...Appeared on offense and special teams vs. Chicago (12/30) and at Detroit (12/23)...Had the best game of his rookie season vs. Miami (12/16), notching 2 receptions for 53 yards, both career highs...Caught 1 pass for 11 yards at Seattle (12/10)...Contributed on offense and special teams at New England (12/2)...Made his 2nd start of the season vs. Green Bay (11/25)...Saw time on offense and special teams in Weeks 4-13...Made his first career start vs. Buffalo (9/23), hauling in 1 catch for 7 yards...Contributed on offense and special teams at Green Bay (9/16)...Made his NFL debut against San Francisco (9/9), hauling in his first career catch for 6 yards in the 3rd quarter.

COLLEGE In 2017, appeared in 8 games, starting 5, after miss-

ing the first 5 with an injury...Named team captain and earned 3rd Team All-MAC honors as a senior...Named to John Mackey Preseason Watch List...Accepted an invitation to play in the Senior Bowl, where he caught a 16-yard TD pass from Wyoming QB Josh Allen, whom the Bills drafted at No. 7 overall...Had 28 catches for 406 yards and 5 TDs...Averaged 58.0 receiving yards per game...Recorded 136 yards on 10 receptions, both career-bests, with 2 TDs in his season debut at Ohio (10/7)...Earned the John Mackey Tight End of the Week Award for his performance at Ohio...Caught 4 passes for 104 yards at Kent State (11/14)...In 2016, appeared in all 13 games, making 11 starts...Ranked 3rd on team in receptions (42) and receiving yards (560)...Recorded 6 receiving TDs on the year, which ranked 2nd on team...Caught a career-high 7 passes for 96 yards and 2 TDs at Oklahoma State (9/10)...Earned John Mackey Tight End of the Week award on 9/19 and was named to Mackey Award Midseason Watch List in October...6 catches for a career-high 97 yards at Virginia (9/24)...Caught a game-winning 25-yard TD pass in triple OT against Northern Illinois (10/19)...Part of honorable mention list for John Mackey Tight End of the Week award after NIU catch...Made 5 receptions for 74 yards and a TD at Toledo (10/22)...Caught four passes for 47 yards at Miami (11/4)...Caught 2 passes for 21 yards against Tulsa in the Miami Beach Bowl (12/19)...Named CMU's Offensive Newcomer of the Year...In 2015, had 6 catches for 95 yards...Had 5 tackles, 4 of them unassisted, on special teams...Did not see game action in 2014 due to transfer regulations...Played basketball during the 2013-14 season at Northwood University, a NCAA DII school nicknamed the Timberwolves in Midland, Michigan...Averaged 3.3 points/game in 8 career games.

PREP Starred in both football and basketball at L'Anse Creuse North HS...Led his basketball team to the Class A Final Four as a junior.

CONKLIN'S NFL TOTALS

Year	GP/GS	No.	RECEIVING				TD
			Yds.	Avg.	Lg.		
2018 (Min)	16/3	5	77	15.4	33		0
Total	16/3	5	77	15.4	33		24

SINGLE-GAME CAREER HIGHS (* - playoffs)

Receptions 2 vs. Miami, 12/16/18
 Receiving Yards 53 vs. Miami, 12/16/18
 Long reception 33 vs. Miami, 12/16/18

CONKLIN'S CAREER GAME-BY-GAME (*starts)

2018	MIN	No.	Yards	Avg.	Long	TD
9/9	SF	1	6	6.0	6	0
9/16	@ GB	0	0	0.0	0	0
9/23	BUF*	1	7	7.0	7	0
9/27	@ LAR	0	0	0.0	0	0
10/7	@ PHI	0	0	0.0	0	0
10/14	ARI	0	0	0.0	0	0
10/21	@ NYJ	0	0	0.0	0	0
10/28	NO	0	0	0.0	0	0
11/4	DET	0	0	0.0	0	0
11/18	@ CHI	0	0	0.0	0	0
11/25	GB*	0	0	0.0	0	0
12/2	@ NE	0	0	0.0	0	0
12/10	@ SEA*	1	11	11.0	11	0
12/16	MIA	2	53	26.5	33	0
12/23	@ DET	0	0	0.0	0	0
12/30	CHI	0	0	0.0	0	0
GP/GS:	16/3	5	77	15.4	33	0



33

DALVIN COOK

POSITION: Running Back
HEIGHT/WEIGHT: 5-10/210
DOB: 8-10-95
HOMETOWN: Miami, FL

COLLEGE: Florida State
ACQUIRED: D2 (#41) 2017
NFL SEASON: 3
VIKINGS SEASON: 3

2018 GP/GS
11/10

Career GP/GS
15/14

Playoffs GP/GS
0/0

• Named the NFC Offensive Player of the Week after rushing for 136 yards and 2 TDs vs. Miami on 12/16/18.

• Finished the 2018 season with 920 yards from scrimmage despite missing 5 games with injury.

OFF THE FIELD Helped launch Vikings Table charity food truck to benefit the Minnesota Vikings Foundation in June of 2019...Partnered with Hy-Vee to host a dozen children from local Boys and Girls Club locations for a cooking class in December 2018...Member of the Florida State Leadership Council in 2015 & 2016...Presented with the Community Service Award following the 2016 spring season...Visited several local Tallahassee schools to speak with students about education and making the most of opportunities...Bought toys for a local Miami children's hospital and passed them out over Christmas break...Visited an Atlanta hospital during Peach Bowl week...Raised by his grandmother, Betty Cook...Social Science major at FSU.

HONORS Named the NFC Offensive Player of the Week for his efforts against Miami in Week 14 of the 2018 season.

PRO Led Minnesota with 615 yards rushing in 2018 despite missing 5 games...Named the NFC Offensive Player of the Week for his performance vs. Miami on 12/16/18...Suffered a torn ACL in Week 4 in 2017...Set a Vikings team record for most rushing yards by a rookie through 1st 3 games with 288 yards...Selected with the 41st pick in the 2017 NFL draft...Declared for the NFL draft as a junior...Was the 3rd RB selected in the 2017 NFL Draft...Highest FSU player chosen in 2017.

2018 Finished the season with 920 yards from scrimmage (615 rushing, 305 receiving) and 4 total touchdowns while starting 10 of the 11 games he appeared in...Earned his first NFC Offensive Player of the Week award against Miami in Week 15...Reached 100+ yards from scrimmage for the 3rd time in 4

games, racking up a total of 108 yards (16 carries for 73 yards and 3 receptions for 35 yards) at Detroit (12/23)...Had a career day vs. Miami (12/16), setting personal bests for rushing yards (136) and total yards (163) while recording the first multi-score game of his career. Finished with 19 carries for 136 yards and 2 TDs and 1 reception for 27 yards...Scored his 2nd receiving TD of the season at Seattle (12/10), finishing with 13 rushes for 55 yards and 5 receptions for 28 yards and 1 TD...Finished with 106 scrimmage yards at New England (12/2). Ended the day with 9 carries for 84 rushing yards and a career-high 8 receptions for 22 yards...Scored his 1st TD of the season and the 1st rec. TD of his career against Green Bay (11/25), finishing with 3 catches for 47 yards and 1 TD and 10 carries for 29 yards...Returned from injury to rush for 89 yards on 10 carries vs. Detroit (11/4), including a career-long 70-yard rush in the 2nd quarter. Added 4 receptions for 20 yards...Inactive Weeks 5-8 while recovering from an injured hamstring...Rushed 10 times for 20 yards in limited action as he returned from injury at Los Angeles (9/27)...Inactive with a hamstring injury vs. Buffalo (9/23)...Rushed for 38 yards on 10 carries and caught 3 passes for 52 yards at Green Bay (9/16)...Totaled 95 yards from scrimmage in his first regular-season game back from a torn ACL suffered in 2017, rushing 16 times for 40 yards while grabbing 6 receptions for 55 yards against San Francisco (9/9).

2017 Missed the final 12 weeks of the regular season due to a torn ACL suffered vs. Detroit (10/1)...His 288 yards on the ground through 3 games was the most by any Vikings rookie RB through 3 games, passing Adrian Peterson (271, 2007) and Chuck Foreman (231, 1973)...Ran the ball 13 times for 66 yards (5.1 avg.) and a TD vs. Detroit (10/1) and added 1 catch for 8 yards before leaving the game with a knee injury...Totaled 169 yards from scrimmage vs. Tampa Bay (9/24), gaining 97 yards on the ground on 27 carries (3.6 avg.) and reaching the end zone for the 1st time in his career...Also added a career-high 72 receiving yards on a career-high 5 receptions (14.4 avg.) in the team's 34-17 victory...Ran the ball 12 times for 64 yards at



Dalvin Cook leads children from Twin Cities Boys and Girls Clubs locations through a cooking class at the Eagan Hy-Vee in December of 2018.

Pittsburgh (9/17) with 2 catches for 0 yards in Week 2...Totalled 127 rushing yards on 22 carries (5.8 avg.) in his 1st career NFL game vs. New Orleans (9/11), the most rushing yards by a Viking rookie in a debut in club history...Caught 3 passes for 10 yards in Week 1.

COLLEGE Appeared in 38 games, making 28 starts during his Florida State career...All-time leader in rushing yards (4,464) and rushing TDs (46) at FSU...Posted 21 games with 100+ rushing yards...2nd in school history with 5,399 all-purpose yards...Two-time 1st-Team All-American in 2015 and 2016...Earned All-ACC Honors all three seasons...Jim Brown Award winner in 2015...Only player in ACC history to break 4,000 rushing yards in 3 seasons...Finished his junior season with a career-high, and FSU record, 1,765 rushing yards with 19 TDs...Added 488 receiving yards which was 3rd most on the team...Totalled 20 TDs (19 rush, 1 rec)...Led FSU to an Orange Bowl win over #6 Michigan while earning MVP honors...Recorded 207 total yards while improving the Seminoles to 10-3...Eclipsed 200+ rushing yards twice during 2016 with a career-high 267 at USF...Compiled 329 yards from scrimmage (267 rush, 62 rec.), the most in the country since 2014 at the time...Found the end zone 4 times at Syracuse (tying the school record for rushing TDs) and racked up 225 yards while passing Warrick Dunn for the FSU rushing title...Excelled vs. #3 Clemson with 169 rushing yards and 4 TDs, including scores from 43 and 70 yards...1st FSU RB in 10 years to have a 100+ yard receiving game when Cook went for 101 vs. Ole Miss...Became the 1st FSU RB, just the 2nd Nole ever, to have a game with 100+ yards in both rushing and receiving when going

for 140 on the ground and career-high 106 in the air vs. UNC...Totalled 1,691 rushing yards with 19 TDs as a sophomore during his 12 starts...Added 24 receptions for 244 yards and 1 TD...Led the nation with 168.2 yards from scrimmage per game...Fastest player in FSU history to eclipse 1,000 rushing yards as it only took Cook 7 games...Named the team's Offensive MVP and 1 of 4 permanent captains during his 2nd season at FSU...Became the 1st FSU freshman RB to break the 1,000-yard rushing mark...Holds the FSU record for 1st-year rushing yards with 1,008 while adding 8 TDs on just 170 carries...Paired with #1 overall pick QB Jameis Winston to go 13-0 in the regular season...Earned a play-off berth vs. Oregon in the Rose Bowl...Earned All-ACC honors from coaches and media.

PREP Led Miami Central to the Class 6A state title by rushing for 223 yards and 4 TDs in the 52-7 win over Seffner Armwood...Totalled 4,267 yards and 64 touchdowns during his prep career while leading Central to a 52-5 overall record...Won 3 state titles...Didn't play for Miami Central until his sophomore season...Rushed for 1,940 yards and 24 TDs on just 177 carries (11.0 ypa) during his senior season...Tops in Miami-Dade County...Added 3 INTs...Two-time All-State Class 6A 1st-Team...Named Florida's Mr. Florida in 2013...Rated as the #1 prospect in Florida and the #2 RB in the nation by 247Sports...5-star prospect by Rivals and 247Sports...Selected FSU over Florida, Texas, Arkansas and Miami...Also ran track at Central...Attended same high school as current Falcons RB Devonta Freeman who was a senior when Cook was a freshman.

COOK'S NFL TOTALS

		RUSHING					RECEIVING				
Year	GP/GS	Att.	Yds.	Avg.	Lg.	TD	No.	Yds.	Avg.	Lg.	TD
2017 (Min)	4/4	11	90	8.2	36	2	74	354	4.8	33	0
2018 (Min)	11/10	40	305	7.6	27	2	133	615	4.6	70	2
Total	15/14	51	395	7.7	36	4	207	969	4.7	70	2

SINGLE-GAME CAREER HIGHS (* - playoffs)

Rushing Attempts27.....vs. Tampa Bay, 9/24/17	Receptions8.....at New England, 12/2/18
Rushing Yards136.....vs. Miami, 12/16/18	Receiving Yards72.....vs. Tampa Bay, 9/24/17
Long Rush70.....vs. Detroit, 11/4/18	Long Reception36.....vs. Tampa Bay, 9/24/17
Rushing TD2.....vs. Miami, 12/16/18	Receiving TD1.....2x, last at Seattle, 12/10/18

COOK'S TOUCHDOWNS

GAME	PLAY
vs. Tampa Bay, 9/24/17	1 rush
vs. Detroit, 10/1/17	5 rush
vs. Green Bay, 11/25/18	26 catch from Cousins
at Seattle, 12/10/18	6 catch from Cousins
vs. Miami, 12/16/18	13 rush, 21 rush
Total	6 (4 rushing, 2 receiving)

COOK'S 100-YARD RUSHING GAMES (2)

GAME	Att/Yds/TD
vs. New Orleans, 9/11/17.....	22/127/0
vs. Miami, 12/16/18	19/136/2

ROOKIE IN A RUSH

Dalvin Cook burst onto the scene for the Vikings in 2017 with some record-setting performances before being sidelined in the 4th game of his rookie campaign with a season-ending knee injury. Through 3 games to open the season Cook had set a Vikings rookie record with 288 rushing yards. Cook's impressive start, averaging 4.8 yards per rush, put him in elite company at the time of his injury. After 4 games in 2017, Cook ranked 3rd in the NFL in rushing yards (354) and yards from scrimmage (444) and had the 2nd-most 20+ yard rushes in the NFL with 4.

RUSHING YARDS BY VIKINGS ROOKIES AFTER 3 GAMES TO START A SEASON

PLAYER, SEASON	RUSHING YARDS
Dalvin Cook, 2017.....	288
Adrian Peterson, 2007	271
Chuck Foreman, 1973	231

VIKINGS RUSHING YARDS BY PLAYER IN 1ST GAME WITH TEAM (*ROOKIE)

PLAYER, GAME	RUSHING YARDS
Herschel Walker, vs. Green Bay, 10/15/89	148
Dalvin Cook, vs. New Orleans, 9/11/17	127

VIKINGS OPENING-DAY RUSHING YARDS BY A ROOKIE

PLAYER, GAME	RUSHING YARDS
Dalvin Cook, vs. New Orleans, 9/11/17	127
Adrian Peterson, vs. Atlanta, 9/9/07	103

COOK'S CAREER GAME-BY-GAME (*starts; games with 100+ rushing yards in bold)

RUSHING							RECEIVING				
2017	MIN	Att.	Yards	Avg.	Long	TD	No.	Yards	Avg.	Long	TD
9/11	NO*	22	127	5.8	33	0	3	10	3.3	4	0
9/17	@ PIT*	12	64	5.3	25	0	2	0	0.0	1	0
9/24	TB*	27	97	3.6	26	1	5	72	14.4	36	0
10/1	DET*	13	66	5.1	10	1	1	8	8.0	8	0
10/9	@ CHI	INJURED/RESERVE									
10/15	GB	INJURED/RESERVE									
10/22	BAL	INJURED/RESERVE									
10/29	@ CLE	INJURED/RESERVE									
11/12	@ WAS	INJURED/RESERVE									
11/19	LAR	INJURED/RESERVE									
11/23	@ DET	INJURED/RESERVE									
12/3	@ ATL	INJURED/RESERVE									
12/10	@ CAR	INJURED/RESERVE									
12/17	CIN	INJURED/RESERVE									
12/23	@ GB	INJURED/RESERVE									
12/31	CHI	INJURED/RESERVE									
GP/GS: 4/4		11	90	8.2	36	0	74	354	4.8	33	2

2018	MIN	Att.	Yards	Avg.	Long	TD	No.	Yards	Avg.	Long	TD
9/9	SF*	16	40	2.5	15	0	6	55	9.2	17	0
9/16	@ GB*	10	38	3.8	9	0	3	52	17.3	24	0
9/23	BUF	INACTIVE									
9/27	@ LAR*	10	20	2.0	9	0	0	0	0.0	0	0
10/7	@ PHI	INACTIVE									
10/14	ARI	INACTIVE									
10/21	@ NYJ	INACTIVE									
10/28	NO	INACTIVE									
11/4	DET	10	89	8.9	70	0	4	4	20	6	0
11/18	@ CHI*	9	12	1.3	7	0	3	-2	-0.7	5	0
11/25	GB*	10	29	2.9	9	0	3	47	15.7	26t	1
12/2	@ NE*	9	84	9.3	32	0	8	22	2.8	5	0
12/10	@ SEA*	13	55	4.2	13	0	5	28	5.6	17	1
12/16	MIA*	19	136	7.2	26	2	1	27	27.0	27	0
12/23	@ DET*	16	73	4.6	18	0	3	35	11.7	20	0
12/30	CHI*	11	39	3.5	10	0	4	21	5.3	12	0
GP/GS: 11/10		133	615	4.6	70	2	40	305	7.6	27	2



66

CURTIS COTHAN

POSITION: Defensive Tackle
HEIGHT/WEIGHT: 6-5/283
DOB: 2-24-95
HOMETOWN: Newtown, PA

COLLEGE: Penn State
ACQUIRED: UDFA 2018
NFL SEASON: 1
VIKINGS SEASON: 1

2018 GP/GS PS **Career GP/GS** 0/0 **Playoffs GP/GS** 0/0

• Spent all but 3 days of the 2018 season on the Vikings practice squad.

OFF THE FIELD Graduated in August of 2017 with a degree in criminology and began working on a second degree in media studies.

PRO Re-signed to practice squad on 10/27/18...Released from practice squad on 10/23/18...Signed with Minnesota on 4/30/18 as an undrafted free agent.

2018 Re-signed to practice squad on 10/27...Released from practice squad on 10/23...Joined the Vikings practice squad on 9/2/18 after being released during final cuts.

COLLEGE Appeared in 37 games with 21 starts for the Nittany Lions, starting all 13 games during his senior season...Earned Honorable mention All-Big Ten honors from the conference

coaches and Penn State's Quarterback Club Award, awarded to seniors that deserve special recognition...1 of 8 players to be a part of 3 straight seasons with at least 1 shutout, the longest streak for the team since 1989-91...Totaled a career-high 3.5 sacks while recording 16 total tackles and 4 TFL as a senior...Selected to play in the East-West Shrine game leading up to the draft...Part of a defense that totaled 14 TFL vs. Akron in 2017, chipping in 1 with a 0.5 sack and 0.5 TFL...Wrapped up a career-high 4.5 TFL in his junior season, his first season in a starting role as he started 8 of the 10 games he appeared in...Made his collegiate debut vs. UMass in his redshirt freshman season, his lone game action that season, and registered a TFL.

PREP 3-year letterman at Council Rock North HS while also competing in track and field, selected as a team captain as a senior and played in the Chesapeake Bowl and East-West Game...Rated as a Top 40 high school DE by Rivals, Scout and 247 Sports



8

KIRK COUSINS

POSITION: Quarterback
HEIGHT/WEIGHT: 6-3/202
DOB: 8-19-88
HOMETOWN: Holland, MI

COLLEGE: Michigan State
ACQUIRED: FA 2018
NFL SEASON: 8
VIKINGS SEASON: 2

2018 GP/GS	Career GP/GS	Playoffs GP/GS
16/16	78/73 (62/57-WAS, 16/16-MIN)	2/1-WAS

- Completed 425 passes in 2018, a single-season Vikings record. His 70.1% completion rate was the 2nd-highest mark in the NFL in 2018, 2nd-highest mark in franchise history and the 10th-highest mark in NFL history.
- Threw for 4,298 yards on the year, making him the 4th Vikings QB to throw for 4,000+ passing yards in a single season (Moon, Culpepper, Favre).
- Became the first QB in NFL history to record 4,000+ passing yards, 30 passing TDs, at least a 70.0% completion rate and 10 or fewer INTs in a single season.
- Became the first QB in NFL History to record 30+ completions in 4 straight games by going 30-for-37 in Week 5.
- Holds Washington Redskins' all-time career franchise records in completion percentage (65.5%) and passer rating (93.7).
- The 1st QB in NFL history to record at least 4,000 passing yards and 4 rushing TDs in 3 straight seasons, doing so from 2015-17.

OFF THE FIELD Married his wife, Julie, in the 2014 offseason. The couple welcomed their 1st child, Cooper, in the fall of 2017 and their second, Turner, in the spring of 2019...Father, Don, is a minister and his mother, MaryAnn, is a flight attendant... Brother, Kyle, lettered 4 times as a pitcher at Calvin College in Grand Rapids, Michigan...Published his 1st book, *Came Changers: Faith, Football, & Finding Your Way*, in 2013... Graduated from Michigan State with 3.68 GPA while majoring in kinesiology...Frequently serves as a guest speaker at churches around the country...Supported Urban Homeworks



Kirk Cousins threw for a season-high 422 yards and 4 TDs at Green Bay in Week 2 while leading the team back from a 13-point second half deficit to force overtime.

through the 2018 My Cause My Cleats campaign, a nonprofit that builds affordable housing in urban areas...Annually holds a summer youth football camp in Holland, Michigan and held his first in Minnesota in June of 2019...In October of 2018 launched the Julie and Kirk Cousins Foundation, which aims to inspire generosity in others and make famous the generous heart of God...Has his own website, KirkCousins.org.

HONORS 4-time NFC Offensive Player of the Week - 2015 Week 7 vs. Tampa Bay (10/25), 2015 Week 10 vs. New Orleans (11/15), 2016 Week 11 vs. Green Bay (11/20) and 2017 Week 3 vs. Oakland (9/24)...Earned NFC Offensive Player of the Month honors for November in 2016 and for December in 2015...Voted FedEx Air Player of the Week 2 times - vs. Green Bay (11/20/16) and at Philadelphia (9/21/14)...Pro Bowl selection after the 2016 season...Named the 2015 PFWA Co-Most Improved Player of the Year...Honored in the NFL Top 100 Players 3 times, #85 after 2015, #70 after 2016 and #94 after 2017...2-time captain for Washington (2016-17)...Won Pepsi NFL Rookie of the Week in his 1st career start at Cleveland (12/16/12).

PRO Minnesota's first 4,000 yard passer since Brett Favre in 2009...Signed with the Vikings on March 15, 2018...Selected by Washington with the 102nd overall pick (4th round) in the 2012 NFL Draft...Signed franchise tender for Washington on March 3, 2016 and again on March 13, 2017...Washington's all-time career leader in completion percentage (65.5%) and passer rating (93.7).

2018 Started all 16 games and played every offensive snap in his debut season with the Vikings, completing 425-of-606 passes for 4,298 yards, 30 passing TDs, and 10 INTs, all career highs...Added 123 yards and 1 TD on the ground for the season...His 425 completions set a new Vikings record...Became the first QB in NFL history to throw for at least 4,000 yards, 30 TDs, a 70.0% completion rate and 10 or fewer INTs in a single season...Went 21-for-28 for 253 yards and 3 TDs at Detroit (12/23), becoming the 4th Vikings QB to throw for 4,000 yards in a single-season and tying his career high of 29 TDs in a single-season...Went 14-for-21 for 215 yards and 2 TDs vs. Miami (12/16), becoming the 7th Vikings QB to throw 25+ TDs in a single season and pushing his career passing his yardage past 20,000...Turned in his best game of the season vs. Green Bay (11/25), completing 29-of-38 passes for 342 yards and 3 TDs for a 129.5 passer rating. Cousins' 3,289 passing yards through Week 12 set a Vikings record for most passing yards through the first 11 games of a season...Was 31-for-41 for 359 yards and 2 TDs and 1 INT vs. New Orleans...Threw for 233 yards and 1 TD and 1 INT while completing 24-of-34 attempts vs. Arizona (10/14). Added 4 rushes for 14 yards and 1 TD, the 14th rushing TD of his career...Finished 30-for-37 for 301 yards and 1 TD (109.6 passer RT) at Philadelphia (10/7) to become the first player in NFL history to complete 30+ passes in 4 consecutive games. Cousins' 161 completions through 5 games set a new franchise record...Set a franchise record for most passing yards through the first 4 games of the season (1,387) by throwing for 422 yards (36-of-50, 3 TDs, 117.2 QBR) at Los Angeles (9/27). Also rushed 4 times for a team-high 28 yards...Capped an 8-play, 75-yard, fourth-quarter touchdown drive with a two-point conversion throw to Stefon Diggs, forcing overtime and completing a second-half comeback against the Packers. Completed 35 of 48 passes for 425 yards and 4 TDs and 1 INT at Green Bay (9/16), earning a 118.8 passer rating...Made his

first start as a Minnesota Viking against San Francisco (9/9), completing 20 of 36 passes for 244 yards and 2 touchdowns while adding 26 yards on the ground...Threw his 100th career TD and first as a Viking, a 22-yard pass down the left sideline to WR Stefon Diggs in the 2nd quarter.

2017 Started all 16 games, completing 347 of 540 passes (64.3 percent) for 4,093 yards with 27 TDs and 13 INTs for a passer rating of 93.9...Had every pass attempt for the Redskins, becoming the first player in the team's 86-season history to record every passing attempt for the Redskins in a season...Led the Redskins in rushing TDs (4) for the 2nd time in his career (5 in 2015)...Became the 1st Redskins QB to lead the team in rushing TDs in multiple seasons since Norm Snead tied for the team lead in 1961 and 1962...Became the 1st player in league history to record at least 4,000 passing yards and 4 rushing TDs in 3 consecutive seasons... With his 1st of 3 TD passes of the game vs. DEN (12/24), his 25th of the season, he became the first quarterback in team history to record 3 25-TD seasons and also passed Mark Rypien (15,928) for the 4th-most career passing yards in Redskins history during the contest...Threw a TD pass on his first pass attempt of the day vs. ARI (12/17), doing so on his 1st individual passing attempt of a game for the 2nd time in his career and 1st since Sept. 14, 2014 vs. Jacksonville after entering the game in relief...Became the 1st QB in Redskins history to record 3 consecutive 20-touchdown seasons after throwing for 251 yards with 2 TDs, pushing his total to 21 on the season, and 2 INTs for a passer rating of 84.4 at DAL (11/30)... Completed 19 of 31 passes for 242 yards with 2 TDs and 1 INTs in a Thanksgiving night win vs. NYG (11/23)...Threw for 322 yards with 3 TDs and 0 INTs for a passer rating of 132.6 at New Orleans (11/19), while starting his 42nd consecutive regular season game for the Redskins, passing Mark Rypien (41 from 1990-93) for the 2nd-longest streak by a Redskins QB since the 1970 AFL-NFL merger...On his 12th completion at New Orleans, he surpassed Mark Rypien (1,244) for the 4th-most career completions in team history...Completed 26-of-45 passes for 327 yards with 1 TD and 1 INT vs. Minnesota (11/12) and tied his career high with 2 rushing TDs passing Sonny Jurgensen (10) for the second-most career rushing touchdowns by a Redskins QB during the contest...Trailing 14-10 with 1:34 remaining at Seattle (11/5), helped engineer a 4-play, 70-yard, game-winning TD drive, that featured back-to-back completions of 31 and 38 yards...Completed 25-of-37 passes for 330 yards with 2 TDs and 1 INT for a passer rating of 102.3 in a win vs. San Francisco (10/15) while also rushing 4 times for 26 yards, including a 7-yard TD run that tied him with Sonny Jurgensen (10) for the 2nd-most career rushing TDs by a Redskins QB...Completed 14-of-24 passes for 220 yards with 2 TDs and no INTs for a passer rating of 116.7 at Kansas City (10/2) and also set career highs in rushing attempts (7) and rushing yards (38)...Earned 4th career NFC Offensive Player of the Week honors after completing 25-of-30 passes for 365 yards with 3 TDs and no INTs vs. Oakland (9/24)...Engineered a 10-play, 70-yard TD drive at Los Angeles Rams (9/17) that culminated in an 11-yard TD pass for the game-winning score...Completed 23-of-40 passes for 240 yards with 1 TD vs. Philadelphia (9/10) and matched his career high with 30 rushing yards on 4 carries and moved past Billy Kilmer (12,352) for the 5th-most career passing yards in Redskins history with the performance.

2016 Finished the year with single-season team records in attempts (606), completions (406) and passing yards (4,917) and matched his team record for 300-yard passing games (7)... His 4,917 passing yards ranked 3rd in the NFL and were the 15th-most in a season in NFL history...At 307.3 yards per game, he became the 1st quarterback in team history to average 300 passing yards per game in a season...Earned NFC Offensive Player of the Month honors for November, posting an NFL-high 362.0 yards per game with an 8:0 touchdown-to-interception ratio in three games. The honor was the 2nd of his career, joining linebacker Wilber Marshall as the only players in team history to win multiple Player of the Month awards...Completed

FULL-TIME PRODUCTION

Since becoming a full-time starter in 2015, Cousins ranks toward the top of the NFL among all QBs.

COMPLETIONS, NFL SINCE 2015

RK	PLAYER, TEAM	COMPLETIONS
1	Drew Brees, New Orleans	1,649
2	Kirk Cousins, Washington/Minnesota	1,557
3	Matt Ryan, Atlanta	1,544
4	Matthew Stafford, Detroit	1,524
5	Philip Rivers, San Diego/Los Angeles Chargers	1,496

COMPLETION PERCENTAGE, NFL SINCE 2015

RK	PLAYER, TEAM	COMPLETION PERCENTAGE
1	Drew Brees, New Orleans	70.9
2	Sam Bradford, Philadelphia/Minnesota/Arizona	68.4
3	Kirk Cousins, Washington/Minnesota	67.8
4	Matt Ryan, Atlanta	67.6
5	Dak Prescott, Dallas	66.1

PASSING YARDS, NFL SINCE 2015

RK	PLAYER, TEAM	PASSING YARDS
1	Matt Ryan, Atlanta	18,554
2	Drew Brees, New Orleans	18,404
3	Philip Rivers, San Diego/LA Chargers	18,001
4	Kirk Cousins, Washington/Minnesota	17,474
5	Tom Brady, New England	17,256

300+ YARD GAMES, NFL SINCE 2015

RK	PLAYER, TEAM	GAMES
1	Drew Brees, New Orleans	29
2	Philip Rivers, San Diego/LA Chargers	25
3	Kirk Cousins, Washington/Minnesota	24
3	Ben Roethlisberger, Pittsburgh	24
4	Tom Brady, New England	23
4	Matt Ryan, Atlanta	23

100+ PASSER RATING GAMES, NFL SINCE 2015

RK	PLAYER, TEAM	GAMES
1	Drew Brees, New Orleans	38
2	Matt Ryan, Atlanta	34
2	Tom Brady, New England	33
2	Russell Wilson, Seattle	32
5	Kirk Cousins, Washington/Minnesota	30

RUSHING TDs BY QBs, NFL SINCE 2015

RK	PLAYER, TEAM	RUSHING TDs
1	Cam Newton, Carolina	25
2	Dak Prescott, Dallas	18
3	Tyrod Taylor, Buffalo/Cleveland	15
4	Kirk Cousins, Washington/Minnesota	14
5	Marcus Mariota, Tennessee	11

18 of 29 passes for 270 yards with 1 TD and no INTs for a passer rating of 104.1 in a win at Chicago (12/24) while also setting career highs in rushing yards (30) and rushing touchdowns (2) on 5 rushing attempts. Also threw a TD pass in his 18th consecutive road game, tying Joe Theismann for the longest streak of road games with a passing TD (18 from 1982-85). Became the second quarterback in NFL history to record 4,000 passing yards and four rushing touchdowns in consecutive seasons (Aaron Rodgers, 2008-09)...Completed 14-of-21 passes for 234 yards with 2 TDs and 1 INTs for a passer rating of 116.0 in a win at Philadelphia (12/11) and eclipsed 4,000 passing yards this season during the contest, becoming the 1st player in team history with multiple 4,000-yard passing seasons (2015 and 2016)...Threw 36 consecutive pass attempts without an INT until his 37th and final attempt of the game at Arizona (12/4), snapping a career-long streak of 187 consecutive pass attempts without an INT, dating back to Week 8 vs. Cincinnati in London, the 2nd-longest streak in Redskins history...Completed 41-of-53 passes for 449 yards with 3 TDs and 0 INTs on Thanksgiving Day at Dallas (11/24), breaking his own single-game team record with the 41 completions and also tying Mark Brunell's team record for most pass attempts in a game without an interception. Also claimed sole possession of the most career 400-yard passing games in team history with his 3rd career 400-yard effort, passing Sonny Jurgensen and Mark Rypien (2 each). The only player in team history to record multiple 400-yard passing

games in a single season...Completed 21 of 30 passes for 375 yards and tied his season high with 3 TD passes and 0 INTs in a win vs. Green Bay (11/20), earning NFC Offensive Player of the Week and FedEx Air Player of the Week honors...Completed 38 of 56 passes for 458 yards with 2 TDs and 1 INT in a tie against Cincinnati (10/30) in London. His 38 completions set a then team record, surpassing the previous mark of 33 set by Cousins (vs. Tampa Bay, 10/25/15) and Jason Campbell (at Dallas, 11/18/07). His career-high 458 passing yards were the second-most in a single game in team history, trailing only Brad Johnson's 471-yard performance at San Francisco (12/26/99)... Completed 30 of 39 passes for 301 yards with 1 passing TD at Detroit (10/23) and also added a career-long 19-yard touchdown run in the 4th quarter...Completed 28-of-46 passes for 364 yards with 1 TD and 1 INT vs. Dallas (9/18) and snapped a streak of 9 consecutive regular-season games with a completion percentage of 65.0% or better, dating back to 2015, tied for the second-longest in the NFL since 1960, trailing only Joe Montana (10 in 1989)...With an INT on his 21st pass attempt vs. Pittsburgh (9/12), snapped a streak of 252 consecutive regular-season pass attempts at FedExField without an INT, dating back to Week 1 of the 2015 season. The streak - which extended to 298 consecutive attempts when including postseason play - was the longest streak of consecutive home pass attempts without an INT in team history. It also ended the streak of consecutive games with a TD pass at 17, including postseason play, the second-longest in team history (23, Sonny Jurgensen).

2015 Started all 16 games and 1 postseason game after being named the starter in late August...Completed 379 of 543 passes (69.8 percent) for 4,166 yards with 29 touchdowns and 11 interceptions for a passer rating of 101.6 in the 2015 regular season and set single-season team records (which he would surpass or match in 2016) for attempts (543), completions (379), passing yards (4,166) and 300-yard passing games (7)... Shared PFWA Co-Most Improved Player honors with Panthers CB Josh Norman...Twice earned NFC Offensive Player of the Week honors (Weeks 7 and 10) and was named NFC Offensive Player of the Month in December...His 29 passing touchdowns tied Joe Theismann (29 in 1983) for the 2nd-most in a season in team history...Became the 1st player in team history to throw a touchdown in all 16 games in a season since the adoption of the 16-game schedule in 1978 and was 1 of only 2 NFL QBs to throw a touchdown pass in all 16 regular season games in 2015 (Russell Wilson)...Became the 1st Redskins QB to lead the NFL in completion percentage since Sonny Jurgensen in 1970...Completed 74.7% of his pass attempts in home games, the highest home completion percentage in a season in NFL history, surpassing Jim Harbaugh's 74.3% with the Indianapolis Colts in 1997...117.0 passer rating in home games was the best by a Redskins QB since at least 1950, surpassing the 111.8 mark

set by Jurgensen in 1970...Became the 12th Redskins QB (and the 1st since 2009) to start all 16 games in a season since the NFL adopted the 16-game schedule in 1978...Completed 29-of-46 passes for 329 yards with 1 passing TD and 1 rushing TD in his 1st postseason start in NFC Wild Card Round vs. Green Bay (1/10/16). Became the 1st Redskins QB to throw for a TD and run for a TD in a single postseason game and tied Todd Collins' franchise record for completions in a postseason game (29, NFC Wild Card Round at Seattle on Jan. 5, 2008)... Completed 12-of-15 passes for 176 yards with 3 TDs and 0 INTs for a passer rating of 155.1 in regular-season finale at Dallas (1/3/16) before exiting in the 2nd quarter and became the first player in team history to throw 3 TDs in the 1st quarter of a game...Was his 6th consecutive game with a passer rating of 100.0 or better, the longest streak by a Redskins QB in records available back to 1960. Earned NFC Offensive Player of the Month for December... Completed 31-of-46 passes for 365 yards with 4 TDs and 0 INTs with a passer rating of 120.3 in a division-clinching win at Philadelphia (12/26)...Finished regular-season home slate having thrown 232 consecutive pass attempts at home without an interception dating back to Week 1, the longest such home streak in team history according to the Elias Sports Bureau... Completed 22-of-28 passes for 319 yards and tied his career high with 4 passing TDs and added a 13-yard rushing TD in a win vs. Buffalo (12/20)...Completed 20 of 25 passes for 324 yards with a career-high 4 TDs and no INTs for a perfect passer rating of 158.3 in a 47-14 rout vs. New Orleans (11/15)...Earned NFC Offensive Player of the Weeks honors, as his perfect passer rating was the Redskins' 1st among QBs with at least 20 attempts in records available dating back to 1950...Became the 1st Redskins QB to pass for at least 300 yards and post a rating of at least 150.0 in a game since Pro Football Hall of Famer Sammy Baugh on Oct. 31, 1948...Completed 33 of 40 passes for 317 yards, 3 TDs, 0 INTs and also rushed 3 times for 15 yards with a rushing TD in the largest comeback win (24 points) in team history vs. Tampa Bay (10/25)...Earned NFC Offensive Player of the Week honors for his performance vs Tampa Bay, as his career-high 33 completions tied Jason Campbell's franchise record at Dallas (11/18/07)...Became the 1st Redskins QB to record at least 3 passing touchdowns and at least 1 rushing TD in a single game since Trent Green vs. Arizona (11/22/98)... Also became the 1st Redskins QB since 1960 to record 3 30-completion games in a single season...According to the Elias Sports Bureau, became the 1st player to throw game-winning passes in the final 30 seconds of the 4th quarter twice in the same calendar month since Drew Bledsoe in December 2005... Completed 21-of-32 passes for 219 yards with 1 TD and 1 INTs at Atlanta (10/11), forcing OT with a 4-play, 46-yard drive in 24 seconds to set up a game-tying FG...Recorded 31 completions on 46 attempts for 290 yards with 1 TD and 0 INTs vs. Philadelphia (10/4) in addition to scoring his first career rushing touchdown



Cousins welcomed 150 middle-schoolers to his youth football camp hosted at St. Thomas University in June of 2019.

while engineering a 15-play, 90-yard drive culminating with a 4-yard TD pass to Pierre Garçon to complete his 1st 4th-quarter come-from-behind victory as a starter.

2014 Appeared in 6 games with 5 starts and totaled 1,710 yards, 10 TDs and 9 INTs on 126-of-204 passing...Started at Philadelphia (9/21) and completed 30-of-48 passes for 427 yards with 3 TDs and a passer rating of 103.4 marking the 1st 400-yard passing day of his career and the first by a Redskins quarterback since Donovan McNabb threw for 426 vs. Houston (9/19/10)...Earned FedEx Air Player of the Week honors for his performance at Philadelphia...Entered in relief vs. Jacksonville (9/14) and completed 22-of-33 passes of 250 yards with 2 TDs and a 109.4 passer rating, completing his first 12 passes, the longest consecutive completion streak of his career, exceeding his 10 consecutive completions vs. Dallas (12/22/13).

2013 Appeared in 5 games, starting the final 3 of the season...Compiled 854 yards, 4 TDs and 7 INTs on 81-for-155 pasing on the season...Started at Atlanta (12/15), completing 29 of 45 passes for 381 yards and 3 TDs, all career highs at the time...Became the 1st Redskins QB in the Super Bowl era to throw for 300 yards in each of his 1st 2 career starts, according to the Elias Sports Bureau...Threw for 248 yards in the first half at Atlanta, the most in a 1st half by a Redskins QB since Mark Rypien threw for 259 yards in the 1st 2 quarters vs. Atlanta (11/10/91).

2012 Played in 3 regular-season games with 1 start and saw his 1st postseason action...Completed 3 of 10 passes for 31 yards in relief of an injured Robert Griffin III in the NFC Wild Card Round vs. SEA (1/6/13)...Made his 1st career start in a win at Cleveland (12/16), completing 26-of-37 passes for 329 yards with 2 TDs, giving him his 1st 300-yard passing performance and also won Pepsi NFL Rookie of the Week...Led the 1st 4th-quarter comeback of his career, replacing Griffin III in the final two minutes of a win vs. Baltimore (12/9), leading an 8-point 4th-quarter comeback by connecting with Pierre Garçon for an 11-yard touchdown and then converted the game-tying two-point conversion on a QB draw, marking the first time in team history that the Redskins had scored a 2-point conversion to send a game to overtime...Saw his 1st action vs. Atlanta (10/7), entering in relief of the injured Griffin III in the 3rd quarter and completing 5 of 9 passes for 111 yards with 1 TD and

2 INTs, throwing the 1st TD pass of his career, finding Santana Moss for a 77-yard TD.

COLLEGE Appeared in 45 games, starting 39 of his last 40 contests, completing 723 of 1,128 passes (64.1%) for 9,131 yards, 66 TDs and 30 INTs...Gained 9,004 yards on 1,239 plays, an average of 7.3 yards per snap and 200.1 yards per game...Graduated as the school record-holder with 66 career TD passes, topping the previous mark of 61 by Jeff Smoker (2000-03)...Exited Michigan State ranking 10th on the Big Ten Conference all-time TD passes list (66)...His 25 TD passes in 2011 broke the old school season record of 22 by Drew Stanton in 2005...Threw for at least 2 TDs in 19 starts...Set school record for career pass completions (723)...His 34 completions vs. Notre Dame in 2011 were one shy of Smoker's school single-game record (35 vs. Ohio State in 2003)...1 of seven 7 players in school history to complete at least 60% of his passes for MSU, as his pass completion percentage of 64.1 was second in school history and tied for 7th in Big Ten Conference history...Established a Michigan State career-record with a 146.1 pass efficiency rating, topping the old mark of 142.3 by Gene Glick (1946-49)...Broke school record with 9,004 yards in total offense for his career...Was only the 2nd player in Spartan history to be named team captain as a sophomore and the 1st since 1949...Set the school career record with 26 games throwing for at least 200 yards...As of 2011, was 1 of only 16 players in the history of the university to earn Academic All-Big Ten Conference honors all 4 seasons.

PREP Attended Holland (Michigan) Christian H.S., where he lettered in football, baseball and basketball...Earned All-Ottawa-Kent Conference honors as a QB for the football team, as a pitcher for the baseball squad and as a shooting guard for basketball...Was a 3-star prospect by Rivals.com...Finished prep career completing 198-of-366 passes for 3,204 yards, 40 TDs and 18 INTs in 16 games...In 2006, was an all-state and academic all-state honorable mention choice by the Michigan High School Football Coaches Association, as he went on to set 35 school game-, season- and career-records en route to garnering Area Player of the Year accolades...That season, he completed 130 of 231 throws (.563) for 2,088 yards, 28 TDs and 10 INTs as a senior, leading the Maroons to the playoffs for the 1st time in school history.

COUSINS' NFL TOTALS

		PASSING									RUSHING			
Year	GP/GS	Att	Comp	Pct	Yds	TD	INT	Lg	Sk/Yds	Rtg	Rush	Yds	TD	
2012 (Was)	3/1	48	33	68.8%	466	4	3	77t	3/27	101.6	3	22	0	
Playoffs	1/0	3	10	30.0%	31	0	0	15	0/0	40.0	1	0	0	
2013 (Was)	5/3	155	81	52.3%	854	4	7	62	5/32	58.4	4	14	0	
2014 (Was)	6/5	204	126	61.8%	1,710	10	9	81t	8/70	86.4	7	20	0	
2015 (Was)	16/16	543	379	69.8%	4,166	29	11	78t	26/186	101.6	26	48	5	
Playoffs	1/1	29	46	63.0%	329	1	0	38	6/59	91.7	2	2	1	
2016 (Was)	16/16	606	406	67.0%	4,917	25	12	80t	23/190	97.2	34	96	4	
2017 (Was)	16/16	540	347	64.3%	4,093	27	13	74	41/342	93.9	49	179	4	
2018 (Min)	16/16	606	425	70.1%	4,298	30	10	75t	40/262	99.7	44	123	1	
Total	78/73	2,702	1,797	66.5%	20,504	129	65	81t	146/1,109	95.0	167	502	14	
Playoffs	2/1	32	56	57.1%	360	1	0	38	6/59	82.4	3	2	1	

Record as Starter: Record as Starter: 34-37-2 (1-0 in 2012, 0-3 in 2013, 1-4 in 2014, 9-7 in 2015, 8-7-1 in 2016, 7-9 in 2017, 8-7-1 in 2018)

SINGLE-GAME CAREER HIGHS (* - playoffs)

Attempts 56 at Cincinnati, 10/30/16
 Completions 41 at Dallas, 12/24/16
 Passing Yards 458 at Cincinnati, 10/30/16
 Passing TDs 4 4x, last at Green Bay, 9/16/18
 Interceptions 4 vs. New York Giants, 9/25/14
 Passer Rtg. (min. 20) 158.3 vs. New Orleans, 11/15/15
 Completion Pct. 85.2% vs. St. Louis, 9/20/15

Long Pass 81t at Philadelphia, 9/21/14
 2-Pt. Conversions 1 2x, last at GB, 9/16/18 (pass)
 Rushes 7 at Kansas City, 10/2/17
 Rush Yards 38 at Kansas City, 10/2/17
 Rushing TDs 2 2x, last vs. Minnesota, 11/12/17
 Long Rush 19t 2x, last at LA Rams, 9/27/18

COUSINS' CAREER GAME-BY-GAME (*starts; scores for games started only; games with 100+ passer rating in bold)

		PASSING								RUSHING				
2012	WAS	Att.	Comp.	Yds.	Pct.	TD.	INT.	Lg.	Sk/Yds.	Rating	Rush	Yds	TD	Score
9/9	@ NO	DID NOT PLAY												
9/16	@ STL	DID NOT PLAY												
9/23	CIN	DID NOT PLAY												
9/30	@ TB	DID NOT PLAY												
10/7	ATL	9	5	111	55.5%	1	2	77t	1/6	97.2	0	0	0	
10/14	MIN	DID NOT PLAY												
10/21	@ NYG	DID NOT PLAY												
10/28	@ PIT	DID NOT PLAY												
11/4	CAR	DID NOT PLAY												
11/18	PHI	DID NOT PLAY												
11/22	@ DAL	DID NOT PLAY												
12/3	NYG	DID NOT PLAY												
12/9	BAL	2	2	26	100.0%	1	0	15	0/0	158.3	0	0	0	
12/16	@ CLE*	37	26	329	70.3%	2	1	54t	2/21	104.4	3	22	0	W 38-21
12/23	@ PHI	DID NOT PLAY												
12/30	DAL	DID NOT PLAY												
GP/GS: 3/1		48	33	466	68.8%	4	3	77t	3/27	101.6	3	22	0	
2012 PLAYOFFS														
1/6/13	SEA	10	3	31	30.0%	0	0	15	0/0	40.0	1	0	0	

2013	WAS	Att.	Comp.	Yds.	Pct.	TD.	INT.	Lg.	Sk/Yds.	Rating	Rush	Yds	TD	Score
9/9	PHI	DID NOT PLAY												
9/15	@ GB	DID NOT PLAY												
9/22	DET	DID NOT PLAY												
9/29	@ OAK	DID NOT PLAY												
10/13	@ DAL	DID NOT PLAY												
10/20	CHI	DID NOT PLAY												
10/27	@ DEN	9	5	48	55.6%	0	2	17	0/0	31.0	1	1	0	
11/3	SD	DID NOT PLAY												
11/7	@ MIN	DID NOT PLAY												
11/17	@ PHI	DID NOT PLAY												
11/25	SF	DID NOT PLAY												
12/1	NYG	DID NOT PLAY												
12/8	KC	16	7	59	43.8%	0	0	15	1/15	53.9	0	0	0	
12/15	@ ATL*	45	29	381	64.4%	3	2	62	1/8	94.8	0	0	0	L 26-27
12/22	DAL*	36	21	197	58.3%	1	1	28	0/0	71.2	2	10	0	L 23-24
12/29	@ NYG*	49	19	169	38.8%	0	2	21	3/9	31.8	1	3	0	L 6-20
GP/GS: 5/3		155	81	854	52.3%	4	7	62	5/32	58.4	4	14	0	

2014	WAS	Att.	Comp.	Yds.	Pct.	TD.	INT.	Lg.	Sk/Yds.	Rating	Rush	Yds	TD	Score
9/7	@ HOU	DID NOT PLAY												
9/14	JAX	33	22	250	66.7%	2	0	31	2/21	109.4	1	-1	0	
9/21	@ PHI	48	30	427	62.5%	3	1	81t	0/0	103.4	3	5	0	L 34-27
9/25	NYG	33	19	257	57.6%	1	4	36	2/14	53.0	1	12	0	L 14-45
10/6	SEA	36	21	283	58.3%	2	0	60t	1/8	102.0	2	4	0	L 17-27
10/12	@ ARI	38	24	354	63.2%	2	3	64t	2/19	78.2	0	0	0	L 20-30
10/19	TEN	16	10	139	62.5%	0	1	50	1/8	64.3	0	0	0	W 19-17
10/27	@ DAL	DID NOT PLAY												
11/2	@ MIN	INACTIVE												
11/16	TB	INACTIVE												
11/23	@ SF	INACTIVE												
11/30	@ IND	INACTIVE												
12/7	STL	INACTIVE												
12/14	@ NYG	INACTIVE												
12/20	PHI	DID NOT PLAY												
12/28	DAL	DID NOT PLAY												
GP/GS: 6/5		204	126	1,710	61.8%	10	9	81t	8/70	86.4	7	20	0	

2015	WAS	Att.	Comp.	Yds.	Pct.	TD.	INT.	Lg.	Sk/Yds.	Rating	Rush	Yds	TD	Score
9/13	MIA*	31	21	196	67.7%	1	2	25	1/8	68.8	2	-1	0	L 10-17
9/20	STL*	27	23	203	85.2%	1	0	35	2/12	110.3	0	0	0	W 24-10
9/24	@ NYC*	49	30	316	61.2%	1	2	26	1/11	69.8	0	0	0	L 21-32
10/4	PHI*	46	31	290	67.4%	1	0	43	1/0	91.8	1	1	1	W 23-20
10/11	@ ATL*	32	21	219	65.6%	1	2	26	1/0	69.7	1	1	0	L 19-25
10/18	@ NYJ*	43	25	196	58.1%	1	2	20	1/5	57.9	1	1	0	L 20-34
10/25	TB*	40	33	317	82.5%	3	0	38	1/12	124.7	3	15	1	W 31-30
11/8	@ NE*	40	22	217	55.0%	1	1	36	1/4	68.4	0	0	0	L 10-27
11/15	NO*	25	20	324	80.0%	4	0	78	3/23	158.3	0	0	0	W 47-14
11/22	@ CAR*	30	22	207	73.3%	1	1	56	5/35	89.2	1	4	0	L 16-44
11/29	NYG*	29	20	302	69.0%	1	0	63	0/0	114.4	4	1	1	W 20-14
12/7	DAL*	31	22	219	71.0%	1	0	28	3/26	104.1	1	6	0	L 16-19
12/13	@ CHI*	31	24	300	77.4%	1	1	32	3/25	104.2	4	13	1	W 24-14
12/20	BUF*	28	22	319	78.6%	4	0	77	1/11	153.7	3	11	1	W 35-15
12/26	@ PHI*	38	24	365	67.4%	4	0	28	2/14	120.3	5	-4	0	W 38-24
1/3/16	@ DAL*	15	12	176	80.0%	3	0	44	0/0	155.1	0	0	0	W34-23
GP/GS: 16/16		543	379	4,166	69.8%	29	11	78	26/186	101.6	26	48	5	

2015 PLAYOFFS														
1/10/16	GB*	46	29	329	63.0%	1	0	38	6/59	91.7	2	2	1	L 18-35

2016	WAS	Att.	Comp.	Yds.	Pct.	TD.	INT.	Lg.	Sk/Yds.	Rating	Rush	Yds	TD	Score
9/12	PIT*	43	30	329	69.8%	0	2	33	0/0	72.7	1	8	0	L 16-38
9/18	DAL*	46	28	364	60.9%	1	1	57	2/14	84.0	2	20	0	L 23-27
9/25	@ NYC*	35	21	296	60.0%	2	0	55	2/14	106.4	3	-5	0	W 29-27
10/2	CLE*	27	21	183	77.8%	3	1	26	3/27	116.5	0	0	0	W 31-20
10/9	@ BAL*	41	29	260	70.7%	1	1	27	1/10	85.4	1	-1	0	W 16-10
10/16	PHI*	34	18	263	52.9%	2	1	37	0/0	85.8	2	8	0	W 27-20
10/23	@ DET*	39	30	301	76.9%	1	0	27	2/18	106.9	3	15	1	L 17-20
10/30	@ CIN*	56	38	458	67.9%	2	1	44	1/12	97.2	3	-1	0	T 27-27
11/13	MIN*	33	22	262	66.7%	2	0	38	1/2	110.9	1	-1	0	W 26-20
11/20	GB*	30	21	375	70.0%	3	0	70	2/11	145.8	4	4	0	W 42-24
11/24	@ DAL*	53	41	449	77.4%	3	0	67	0/0	120.7	1	2	0	L 26-31
12/4	@ ARI*	37	21	271	56.8%	1	1	59	2/25	77.6	2	0	1	L 23-31
12/11	@ PHI*	21	14	234	66.7%	2	1	80	2/7	116.0	4	6	0	W 27-22
12/19	CAR*	47	32	315	68.1%	0	1	23	1/9	77.9	2	11	0	L 15-26
12/24	@ CHI*	29	18	270	62.1%	1	0	57	0/0	104.1	5	30	2	W 41-21
1/1/17	NYG*	35	22	287	62.9%	1	2	49	4/41	74.3	0	0	0	L 10-19
GP/GS: 16/16		606	406	4,917	67.0%	25	12	80	23/190	97.2	34	96	4	

2017	WAS	Att.	Comp.	Yds.	Pct.	TD.	INT.	Lg.	Sk/Yds.	Rating	Rush	Yds	TD	Score
9/10	PHI*	40	23	240	57.5%	1	1	34	4/40	72.9	4	30	0	L 17-30
9/17	@ LAR*	27	18	179	66.7%	1	0	12	2/23	97.6	3	7	0	W 27-20
9/24	OAK*	30	25	365	83.3%	3	0	74	1/9	150.7	1	2	0	W 27-10
10/2	@ KC*	24	14	220	58.3%	2	0	69	0/0	116.7	7	38	0	L 20-29
10/15	SF*	37	25	330	67.6%	2	1	51	1/5	102.3	4	26	1	W 26-24
10/23	@ PHI*	40	30	303	75.0%	3	1	32	4/34	110.7	3	18	0	L 24-34
10/29	DAL*	39	26	263	66.7%	1	1	41	4/27	83.6	1	0	0	L 19-33
11/5	@ SEA*	31	21	247	67.7%	0	0	38	6/54	91.7	3	4	0	W 17-14
11/12	MIN*	26	42	327	57.8%	1	1	36	1/14	78.7	4	5	2	L 30-38
11/19	@ NO*	32	22	322	68.8%	3	0	40	2/22	132.6	3	11	0	L 31-34
11/23	NYG*	31	19	242	61.3%	2	1	38	6/41	93.8	3	4	0	W 20-10
11/30	@ DAL*	37	26	251	70.3%	2	2	33	4/27	84.4	3	6	0	L 14-38
12/10	@ LAC*	27	15	151	55.6%	1	1	28	2/15	68.6	2	8	0	L 13-30
12/17	ARI*	26	18	196	69.2%	2	0	36	1/9	116.8	2	0	0	W 20-15
12/24	DEN*	37	19	299	51.4%	3	1	48	0/0	94.3	5	8	0	W 27-11
12/31	@ NYC*	37	20	158	54.1%	0	3	20	3/22	31.1	1	12	1	L 10-18
GP/GS: 16/16		540	347	4,093	64.3%	27	13	74	41/342	93.9	49	179	4	

2018	MIN	Att.	Comp.	Yds.	Pct.	TD.	INT.	Lg.	Sk/Yds.	Rating	Rush	Yds	TD	Score
9/9	SF*	36	20	244	55.6%	2	0	34	3/17	95.1	4	26	0	W 24-16
9/16	@ GB*	48	35	425	72.9%	4	1	75t	2/13	118.8	2	5	0	T 29-29
9/27	BUF*	55	40	295	72.7%	1	1	19	4/18	83.6	2	2	0	L 27-6
10/7	@ LAR*	50	32	422	72.0%	3	0	45t	4/30	117.2	4	28	0	L 31-38
10/14	@ PHI*	37	30	301	81.1%	1	0	68	1/3	109.6	5	1	0	W 23-21
10/21	ARI*	34	24	233	70.6%	1	1	17	4/17	87.0	4	14	1	W 27-17
10/28	@ NYJ*	40	25	241	62.5%	2	0	34	1/13	95.9	2	-1	0	W 37-17
11/4	NO*	41	31	359	75.6%	2	1	31	4/21	107.7	2	3	0	L 30-20
11/11	DET*	22	18	164	81.8%	1	1	24	1/9	93.9	2	3	0	W 24-9
11/18	@ CHI*	46	30	262	65.2%	2	2	25	2/16	76.5	1	5	0	L 20-25
11/25	GB*	38	29	342	76.3%	3	0	33	2/17	129.5	6	17	0	W 24-17
12/2	@ NE*	44	32	201	72.7%	1	2	24	2/18	70.4	0	0	0	L 24-10
12/10	@ SEA*	33	20	208	60.6%	1	0	48	2/9	89.0	3	5	0	L 21-7
12/16	MIA*	21	14	215	66.6%	2	1	40t	2/17	112.2	5	7	0	W 41-17
12/23	@ DET*	28	21	253	75.0%	3	0	44t	2/13	137.9	1	1	0	W 27-9
12/30	CHI*	33	20	132	60.6%	1	0	18	4/31	79.4	1	7	0	L 10-24
GP/GS: 16/16		606	425	4,298	70.1%	30	10	75t	40/262	99.7	44	123	1	

COUSINS' CAREER 4TH-QUARTER/OVERTIME COMEBACK WINS/TIES

Date	Opponent	Final Score	Pre Drive Score	Drive QTR	Drive Start	Drive End	Scoring Play	Start LOS	Last LOS	Drive Plays	Net Yds	Time Poss.
12/9/12	Baltimore	31-28	28-20	4	4:47	0:29	Garcon 11t catch	WR15	BR11	13	85	4:18
		31-28	28-28	OT	13:23	11:37	Forbath 34 FG	BR24	BR16	3	8	1:46
10/4/15	Philadelphia	23-20	16-20	4	6:05	0:26	Garcon 4t catch	WR10	PE4	15	90	5:39
10/25/15	Tampa Bay	31-30	30-24	4	2:24	0:24	Reed 6t catch	WR20	TB6	11	80	2:00
9/25/16	NY Giants	29-27	26-27	4	7:53	1:51	Hopkins 37 FG	WR25	NG19	10	56	6:02
10/2/16	Cleveland	31-20	17-20	4	1:07(3)	10:39	Thompson 5t catch	WR9	CB5	10	91	5:28
		31-20	24-20	4	6:28	4:25	Jones 1t run	CB39	CB1	4	39	2:03
10/30/16	Cincinnati	27-27*	24-27	4	3:15	1:07	Hopkins 40 FG	WR33	CB22	10	45	2:08
12/11/16	Philadelphia	27-22	21-22	4	4:59	1:53	Thompson 25t run	WR23	PE25	8	77	3:06
11/5/17	Seattle	17-14	10-14	4	1:34	0:59	Kelley 1t run	WR30	SS1	4	70	0:35
9/16/18	Green Bay	29-29*	21-29	4	1:45	0:36	Thielen 22t catch	MV25	GB22	8	75	1:14

* - game resulted in a tie following OT

FAST START UNDER CENTER

Kirk Cousins made a quick impact on the Vikings offense and carved a place in the club record books during his first season with the franchise. His 40 pass completions vs. Buffalo (9/23) set a new Vikings record, and his pair of 400-yard passing games in the opening 5 games ties the team mark of 400-yard games in a season. He set an NFL mark as the 1st QB to complete 30+ passes in 4 straight games (at Green Bay - at Philadelphia, Weeks 2-5).

VIKINGS COMPLETION % IN A SEASON

RK	PLAYER, SEASON	COMPLETION %
1	Sam Bradford, 2016	71.6%
2	Kirk Cousins, 2018	70.1%

VIKINGS PASSER RATING IN A SEASON

RK	PLAYER, SEASON	PASSER RATING
1	Daunte Culpepper, 2004	110.9
2	Brett Favre, 2009	107.2
3	Randall Cunningham, 1998	106.0
4	Kirk Cousins, 2018	99.7

VIKINGS 400+ YARD PASSING GAMES IN A SEASON

RK	PLAYER, SEASON	400+ GAMES
1t	Kirk Cousins, 2018	2
1t	Daunte Culpepper, 2004	2
1t	Warren Moon, 1994	2

MOST PASSING YARDS BY VIKINGS QB IN FIRST SEASON WITH TEAM

RK	PLAYER, SEASON	PASSING YARDS
1	Kirk Cousins, 2018	4,298
2	Warren Moon, 1994	4,264
3	Brett Favre, 2009	4,202

COMPLETIONS IN A GAME BY A VIKINGS PLAYER

RK	PLAYER, GAME	COMPLETIONS
1	Kirk Cousins, vs. Buffalo, 9/23/18	40
2t	Tommy Kramer, vs. Cleveland, 12/14/80	38
2t	Tommy Kramer, vs. Green Bay, 11/29/81	38

30+ COMPLETION GAMES IN A CAREER BY A VIKINGS PLAYER

RK	PLAYER	30+ COMPLETION GAMES
1	Kirk Cousins, 2018	7
2	Sam Bradford, 2016-17	6
3	Tommy Kramer, 1977-89	6

ATTEMPTS IN A SEASON BY A VIKINGS PLAYER

RK	PLAYER, SEASON	ATTEMPTS
1t	Kirk Cousins, 2018	606
1t	Warren Moon, 1995	606
3	Warren Moon, 1994	601
4	Tommy Kramer, 1981	593

COMPLETIONS IN A SEASON BY A VIKINGS PLAYER

RK	PLAYER, SEASON	COMP.
1	Kirk Cousins, 2018	425
2	Sam Bradford, 2016	395
3	Daunte Culpepper, 2004	379
4	Warren Moon, 1995	377

PASSING YARDS IN A SEASON BY A VIKINGS PLAYER

RK	PLAYER, SEASON	PASS. YARDS
1	Daunte Culpepper, 2004	4,717
2	Kirk Cousins, 2018	4,298
3	Warren Moon, 1994	4,264
4	Warren Moon, 1995	4,228

COUSINS' TOUCHDOWNS (*playoffs)

GAME

Play

vs. Atlanta, 10/7/12	77 pass to S. Moss
vs. Baltimore, 12/9/12	11 pass to P. Garcon
at Cleveland, 12/16/12	54 pass to L. Hankerson, 2 pass to L. Hankerson
at Atlanta, 12/15/13	23 pass to F. Davis, 53 pass to P. Garcon, 3 pass to S. Moss
vs. Dallas, 12/22/13	8 pass to P. Garcon
vs. Jacksonville, 9/14/14	20 pass to D. Young, 2 pass to N. Paul
at Philadelphia, 9/21/14	4 pass to D. Young, 4 pass to P. Garcon, 81 pass to D. Jackson
vs. New York Giants, 9/25/14	18 pass to A. Roberts
vs. Seattle, 10/6/14	60 pass to D. Jackson, 6 pass to A. Roberts
at Arizona, 10/12/14	64 pass to D. Jackson, 5 pass to P. Garcon
vs. Miami, 9/13/15	3 pass to J. Reed
vs. St. Louis, 9/20/15	4 pass to P. Garcon
at New York Giants, 9/24/15	4 pass to C. Thompson
vs. Philadelphia, 10/4/15	4 pass to P. Garcon, 1 run
at Atlanta, 10/11/15	7 pass to D. Carrier
at New York Jets, 10/18/15	2 pass to P. Garcon
vs. Tampa Bay, 10/25/15	3 pass to R. Grant, 3 pass to J. Reed, 6 pass to J. Reed, 8 run
at New England, 11/8/15	3 pass to J. Reed
vs. New Orleans, 11/15/15	16 pass to J. Reed, 11 pass to J. Crowder, 78 pass to M. Jones, 8 pass to J. Reed
at Carolina, 11/22/15	56 pass to D. Jackson
vs. New York Giants, 11/29/15	63 pass to D. Jackson, 1 run
vs. Dallas, 12/7/15	28 pass to D. Jackson
at Chicago, 12/13/15	5 pass to J. Reed, 3 run
vs. Buffalo, 12/20/15	3 pass to J. Reed, 18 pass to J. Reed, 77 pass to D. Jackson, 5 pass to P. Garcon, 13 run
at Philadelphia, 12/26/15	22 pass to J. Reed, 12 pass to J. Reed, 12 pass to C. Thompson, 13 pass to P. Garcon
at Dallas, 1/3/16	5 pass to R. Grant, 39 pass to P. Garcon, 3 pass to J. Crowder
vs. Green Bay, 1/10/16*	24 pass to J. Reed, 3 run
vs. Dallas, 9/18/16	11 pass to J. Crowder
at New York Giants, 9/25/16	44 pass to D. Jackson, 55 pass to J. Crowder
vs. Cleveland, 10/2/16	8 pass to J. Reed, 9 pass to J. Reed, 5 pass to C. Thompson
at Baltimore, 10/9/16	21 pass to P. Garcon
vs. Philadelphia, 10/16/16	16 pass to J. Crowder, 13 pass to V. Davis
at Detroit, 10/23/16	1 pass to R. Kelley, 19 run
at Cincinnati, 10/30/16	23 pass to J. Reed, 33 pass to J. Crowder
vs. Minnesota, 11/13/16	4 pass to J. Crowder, 38 pass to V. Davis
vs. Green Bay, 11/20/16	17 pass to D. Jackson, 44 pass to J. Crowder, 70 pass to P. Garcon
at Dallas, 11/24/16	5 pass to J. Reed, 67 pass to D. Jackson, 8 pass to J. Reed
at Arizona, 12/4/16	26 pass to J. Crowder, 1 run
at Philadelphia, 12/11/16	80 pass to D. Jackson, 15 pass to P. Garcon
at Chicago, 12/24/16	17 pass to C. Thompson, 9 run, 1 run
vs. New York Giants, 1/1/17	1 pass to J. Reed
vs. Philadelphia, 9/10/17	29 pass to C. Thompson
at Los Angeles Rams, 9/17/17	11 pass to R. Grant
vs. Oakland, 9/24/17	22 pass to C. Thompson, 18 pass to V. Davis, 52 pass to J. Doctson
at Kansas City, 10/2/17	44 pass to T. Pryor, 3 pass to R. Grant
vs. San Francisco, 10/15/17	11 pass to J. Doctson, 3 pass to S. Perine, 7 run
at Philadelphia, 10/23/17	7 pass to C. Thompson, 5 pass to J. Reed, 12 pass to J. Reed
vs. Dallas, 10/29/17	1 pass to J. Doctson
vs. Minnesota, 11/12/17	36 pass to M. Harris, 1 run, 2 run
at New Orleans, 11/19/17	16 pass to C. Thompson, 40 pass to R. Grant, 7 pass to J. Sprinkle
vs. New York Giants, 11/23/17	15 pass to J. Crowder, 14 pass to J. Doctson
at Dallas, 11/30/17	20 pass to R. Grant, 14 pass to J. Doctson
at Los Angeles Chargers, 12/10/17	23 pass to V. Davis
vs. Arizona, 12/17/17	5 pass to J. Crowder, 36 pass to K. Bibbs
vs. Denver, 12/24/17	15 pass to J. Crowder, 48 pass to J. Doctson, 31 pass to V. Davis
at New York Giants, 12/31/17	12 run
vs. San Francisco, 9/9/18	22 pass to S. Diggs, 11 pass to K. Rudolph
at Green Bay, 9/16/18	14 pass to L. Treadwell, 3 pass to S. Diggs, 75 pass to S. Diggs, 22 pass to A. Thielen
vs. Buffalo, 9/23/18	4 pass to K. Rudolph
at Los Angeles Rams, 9/27/18	16 pass to A. Robinson, 17 pass to A. Robinson, 45 pass to A. Thielen
at Philadelphia, 10/7/18	3 pass to A. Thielen
vs. Arizona, 10/14/18	13 pass to A. Thielen, 7 run
at New York Jets, 10/21/18	34 pass to A. Thielen, 34 pass to A. Robinson
vs. New Orleans, 10/28/18	1 pass to S. Diggs, 1 pass to A. Thielen
vs. Detroit, 11/4/18	2 pass to A. Thielen
at Chicago, 11/18/18	13 pass to A. Robinson, 5 pass to S. Diggs
vs. Green Bay, 11/25/18	26 pass to D. Cook, 30 pass to S. Diggs, 14 pass to A. Thielen
at New England, 12/2/18	5 pass to A. Thielen
at Seattle, 12/10/18	6 pass to D. Cook
vs. Miami, 12/16/18	13 pass to S. Diggs, 40 pass to A. Robinson
at Detroit, 12/23/18	8 pass to S. Diggs, 44 pass to K. Rudolph, 4 pass to K. Rudolph
vs. Chicago, 12/30/18	2 pass to S. Diggs
Total	145 (130 passing, 15 rushing)



14

STEFON DIGGS

POSITION: Wide Receiver**HEIGHT/WEIGHT:** 6-0/191**DOB:** 11-29-93**HOMETOWN:** Gaithersburg, MD**COLLEGE:** Maryland**ACQUIRED:** D5b (#146) 2015**NFL SEASON:** 5**VIKINGS SEASON:** 5**2018 GP/GS**

15/14

Career GP/GS

55/48

Playoffs GP/GS

3/3

- Recorded 102 receptions for 1,021 receiving yards and 9 TDs in 2018, all career highs.

- Joined Adam Thielen (113 receptions) in becoming the first Vikings teammates to record 100+ receptions in a single season.

- Paired with Thielen (1,373 rec. yards) to become the first pair of Vikings to each record 1,000+ rec. yards in a single season since Randy Moss and Cris Carter did so in 2000.

- Became the fastest Vikings WR to 200 receptions, catching his 200th in his 40th career game, breaking the record set by Randy Moss and Percy Harvin (42 games).

OFF THE FIELD

Younger brothers, Trevon Diggs (Alabama) and Mar'Sean Diggs (a UAB graduate), have both played DB collegially in the state of Alabama...Majored in American studies at Maryland...College WRs coach in 2014 was former NFL WR Keenan McCardell...Takes part in several community outreach programs...Partnered with Land O' Lakes to host his 2nd annual Turkey Giveaway at St. Paul Middle School in 2018...Visited an Eagan elementary school after students authored a Vikings book featuring him so the kids could read their story to him...Helped dedicate fields along with U.S. Bank Places to Play program, bringing new or refurbished fields, courts and playgrounds to under-funded areas of Minnesota during the 2016 and 2017 offseasons...Visited the UK during the 2017 offseason helping the NFL promote the upcoming slate of international games...Going back to school in the offseason to complete his degree in African American studies with a minor in communications, he is 2 semesters shy of earning his degree...Dedicated his My Cause My Cleats cleats to the American Heart Association in honor of his dad and grandmother who both passed away from heart problems.

HONORS

Honored on the NFL's Top 100 list for the 1st time following the 2017 season, coming in at #65...Earned NFC Offensive Player of the Week for game vs. Green Bay (9/18/16)...Received the 2017 Bridgestone Performance Play of the Year award for his role in the Minneapolis Miracle...Named All-Rookie by PFWA in 2015...Pepsi Rookie of the Week vs. Kansas City (10/18/15)...Selected as Vikings 2015 Vikings Rookie of the Year.

PRO

Became the 1st player in NFL history to record 13 receptions in consecutive games: 13 vs. Detroit (11/6/16) and 13 at Washington (11/13/16)...Totaled the 2nd-most receptions (119) in team history prior to turning 23, trailing only Percy Harvin (131)...Registered career highs in receptions (84) and receiving yards (904) during his sophomore campaign...Made huge impact on Vikings' passing game despite not playing in the opening 3 games of the 2015 season...Led team with 52 receptions, the 1st rookie in team history to achieve the feat...Earned All-Rookie honors from PFWA...Joined 5 other Vikings rookie classmates to tie a team record with 6 rookies starting in a game at Arizona (12/10/15)...Selected in the 5th round (#146) of the 2015 NFL Draft...The 20th WR drafted in 2015...Was the 1st Terrapin selected by the Vikings since TE Jeff Dugan (7th round, #220) in 2004.

2018

Set career highs in receptions (102), receiving yards (1,021), and receiving TDs (9) in 2018...Joined Adam Thielen (113 receptions) in becoming the first pair of Vikings to record 100 receptions in the same season...Paired with Thielen (1,373 rec. yards) to become the first pair of Vikings to each record 1,000+ rec. yards in a single season since Randy Moss and Cris Carter did so in 2000...Notched 8 receptions for 47 yards and 1 TD vs. Chicago (12/30), officially moving past the single season - 100 reception/1,000 receiving yard milestones for the first time in his career...Caught his 8th TD of the season at Detroit (12/23), tying a career high. Ended the game with 2 receptions for 10 yards and 1 TD...Led the team with 4 receptions for 49 yards and 1 TD vs. Miami (12/16) while adding 1 rush for 9 yards. Joined Thielen in becoming the first pair of Vikings to record 90+ receptions in the same season...Turned in 4 receptions for 76 yards and 1 rush for 5 yards at Seattle (12/10), including a 48-yard reception in the 4th quarter, his 2nd longest catch of the season...In his 50th career game, caught 8 balls for 77 yards and 1 TD vs. Green Bay (11/25), his 6th career TD against the Packers. Also rushed 1 time for 12 yards...Caught 13 passes for 126 yards and 1 TD at Chicago, joining Cris Carter as the only Vikings to record 4 games of 10+ receptions in a single season...Inactive vs. Detroit (11/4) with a rib injury...Turned in his 3rd 100+ yard game of the season by catching 10 passes for 119 yards and 1 TD vs. New Orleans (10/28), becoming the 2nd-fastest Viking to reach 3,000 career receiving yards in his 48th career game...Turned in his second consecutive game of 10+ receptions by catching 10 passes for 91 yards at Philadelphia (10/7) while adding 2 rushes for 25 yards. His 20-yard carry in the 2nd quarter was a new career long rush...Racked up 11 receptions (7 in the first half, a career high) for 123 yards at Los Angeles (9/27)...Reeled in 9 catches for 128 yards and 2 TDs at Green Bay, including at career-long 75-yard TD reception in the fourth quarter. Also caught the game-tying 2-point conversion pass from Kirk Cousins to force overtime and complete a second-half comeback. Extended his scoring streak to 5 consecutive regular-season games...Opened the season vs. San Francisco (9/9) by notching 6 catches for 55 yards and a TD while adding 8 yards on 1 rushing attempt. His TD reception in the 2nd quarter was the 100th TD pass of QB Kirk Cousins' career.

2017

Finished the 2017 season with 64 receptions for 849 yards and a career-high 8 TDs while starting a career-high 14 games...Tallied 8 receptions for 70 yards vs. Philadelphia (12/1/18)...Made the play of a lifetime, coined as the 'Minneapolis Miracle' by Vikings PBP Paul Allen, hauling in a deep pass from Case Keenum and scampering for a 61-yard TD catch as time expired for a walk-off win vs. New Orleans (1/14/18) in the Divisional Playoff round, the first time in NFL history that a playoff game has ended on a touchdown on the final play. He finished with 6 catches for 137 yards and a TD...Hauled in 6 catches for 65 yards and a TD vs. Chicago (12/31), the 1st time in his career he has tallied a TD in 3 straight games...Caught 5 passes for 60 yards and his 7th TD of the season at Green Bay (12/23), his 7 TDs were the most by a Vikings WR since Sidney Rice in 2009...Helped the Vikings clinch the NFC North title with 5 catches for 30 yards and his 6th TD of the season vs. Cincinnati (12/17)...Caught 6 passes for 64 yards at Carolina (12/10)...Recorded 2 catches for 32 yards and 1 rush for 5 yards at Atlanta (12/3)...

Hauled in 5 catches for 66 yards and tallied 1 rush for 9 yards at Detroit (11/23) on Thanksgiving Day...Caught 4 passes for 32 yards vs. Los Angeles (11/19)...Hauled in 4 passes for 78 yards and a TD at Washington (11/12) in his return to his home state of Maryland, having now totaled 17 receptions for 242 yards and a TD in 2 career games in Maryland...Returned from injury and caught 4 passes for 27 yards vs. Cleveland (10/29) in the NFL International Series game in London, England...Inactive due to a groin injury vs. Baltimore (10/22) and Green Bay (10/15)... Caught 1 pass for 4 yards at Chicago (10/9)...Led the team with 98 receiving yards on 5 catches vs. Detroit (10/1)...Tied his career-high with 2 receiving TDs along with 8 receptions for 173 yards vs. Tampa Bay (9/24) as the offense recorded 882 passing yards through 3 games, the 3rd-most in team history and most since 2004...Hauled in 2 passes for 27 yards and rushed the ball 1 time for 4 yards at Pittsburgh (9/17)...Caught 7 passes for 93 yards and 2 TDs (18, 2), his 2nd career multi-TD game, vs. New Orleans (9/11)...Joined Randy Moss (2004) as the last 2 Vikings to catch 2 TDs during Kickoff Weekend.

2016 Ranked 16th in receptions (84, team high) and 13th in receiving yards per game (69.5) in the NFL...Inactive (hip) vs. Chicago (1/1/17)...Caught 4 passes for 29 yards and 1 TD vs. Green Bay (12/24)...Secured 3 receptions for 55 yards, including a 45-yarder, at Jacksonville (12/11)...Caught a game-high 8 passes for 59 yards vs. Dallas (12/1)...Inactive (knee) at Detroit (11/24)...Recorded 37 yards on a team-high 6 receptions vs. Arizona (11/20)...Matched his career-high 13 receptions for 164 yards at Washington (11/13), becoming the 1st player in NFL history to reach 13 catches in consecutive weeks and setting a Vikings franchise record for total receptions in back-to-back games (26)...Totaled a career-high 13 receptions for 80 yards, posted a 12-yard rush and returned 3 punts for 29 yards vs. Detroit (11/6)...Caught 8 passes (game high) for 76 yards and returned 2 punts for 11 yards at Chicago (10/31)...Secured 2 receptions for 18 yards and 2 1st downs at Philadelphia (10/23)...Inactive (groin) vs. Houston (10/9)...Gained 47 yards on 5 receptions, including 3 for 1st downs, vs. NY Giants (10/3)...Registered 182 receiving yards on 9 catches (both career highs), including a career-long 46-yarder and 1 TD, vs. Green Bay (9/18)...Posted game highs with 7 receptions and 103 yards at Tennessee (9/11)...3rd Vikings WR with back-to-back 100-yard receiving games in Weeks 1 and 2 (1st since Cris Carter in 1997) and 2nd-most receiving yards by a Vikings WR after Weeks 1

and 2 in franchise history.

2015 Became 1st Vikings rookie to lead the team in receptions en route to All-Rookie honors from the PFWA...Ranked 3rd in team history in rookie receptions with 52 and 5th in rookie receiving yards with 720...Became 1st Vikings rookie WR since Randy Moss in 1998 to post consecutive 100-yard games - 129 vs. Kansas City (10/18) and 108 at Detroit (10/25)...Caught 1st career TD pass on a diving 36-yarder from Teddy Bridgewater at Detroit (10/25), earning Pepsi Rookie of the Week honors for the game...Had season-best 2 TD catches vs. Chicago (12/20)... Had 6 catches for 87 yards in his NFL debut at eventual Super Bowl 50 champion Denver, tying a Vikings record for most catches by a player in his debut game and ranking 3rd in club history for most yards receiving in a debut...Joined fellow rookie classmates OT T.J. Clemmings, LB Edmond Robinson, LB Eric Kendricks, CB Trae Waynes and 5 Anthony Harris to tie a Vikings record with 6 rookies starting a game when they all opened the *Thursday Night Football* matchup at Arizona (12/10)...His season-long 40-yard TD catch with 1:49 left in game at Chicago (11/1) tied the game 20-20 and set the stage for K Blair Walsh to win the game with a FG as time expired... His 720 receiving yards and 13 catches of 20+ yards on the season ranked 2nd among NFL rookies behind Oakland's Amari Cooper...Caught a pass in every game he played...Helped team to NFC North title and Wild Card playoff berth.

COLLEGE Started 24 of his 28 career games at Maryland... Ended college career with 150 receptions, 2,227 yards and 14 TDs in 28 games...Had 62 receptions for 792 yards and 5 TDs as a junior, his final year at Maryland...Named 2nd-Team All-Big Ten by the league's coaches in 2014...Caught 10 passes totaling 138 yards in the Foster Farms Bowl vs. Stanford (12/30/14)... Led the team in receptions his freshman and junior seasons and had his sophomore campaign cut short due to injury... Had 1,896 all-purpose yards his freshman season, 2nd most in school history.

PREP 1 of the top recruits in the nation and a consensus 5-star recruit at Good Counsel HS in Gaithersburg, MD... Decided to stay in his home state of Maryland after considering offers from Florida, USC and Auburn...Selected 2012 U.S. Army All-American...Named 1st-Team All-State and runner-up Gatorade Maryland Player of the Year as a junior.



"Case on a deep drop, steps up in the pocket, he'll fire to the right side, caught by Diggs. Oh my God. Loose! At the 30-10-Touch-down! Are you kidding me?! It's a Minneapolis Miracle! Stefan Diggs and the Minnesota Vikings have walked off on the New Orleans Saints. It's a 61-yard Minneapolis Miracle."

- *Voice of the Vikings Paul Allen's call of the "Minneapolis Miracle"*

DIGGS' NFL TOTALS

Year	GP/GS	No.	RECEIVING				TD	RUSHING				
			Yds.	Avg.	Lg.	TD		Att.	Yds.	Avg.	Lg.	TD
2015 (Min)	13/9	52	720	13.8	40t	4		3	13	4.3	10	0
Playoffs	1/1	4	26	6.5	9	0		1	6	6.0	6	0
2016 (Min)	13/11	84	903	10.8	46	3		3	10	3.3	12	0
2017 (Min)	14/14	64	849	13.3	59t	8		8	13	1.6	9	0
Playoffs	2/2	6	137	22.8	61t	1		0	0	0.0	0	0
2018 (Min)	15/14	102	1,021	10.0	75t	9		10	62	6.2	20	0
Total	55/48	302	3,493	11.6	75t	24		24	98	4.1	20	0
Playoffs	3/3	18	233	12.9	61t	1		1	6	6.0	6	0

Other: 6 punt returns, 45 yards, 7.5 avg., 19 long; 1 kickoff return, 22 yards, 22.0 avg., 22 long

SINGLE-GAME CAREER HIGHS (*) - playoffs)

Receptions	13	3x, last at Chicago, 11/18/18	Rushing Attempts	2	at Philadelphia, 10/7/18
Receiving Yards	182	vs. Green Bay, 9/18/16	Rushing Yards	25	at Philadelphia, 10/7/18
Long reception	75t	at Green Bay, 9/16/18	Long Rush	20	at Philadelphia, 10/7/18
TD Receptions	2	4x, last at Green Bay, 9/16/18			

DIGGS' TOUCHDOWNS

GAME (*playoffs)	PLAY
at Detroit, 10/25/15	36 pass from T. Bridgewater
at Chicago, 11/1/15	40 pass from T. Bridgewater
vs. Chicago, 12/20/15	15, 33 pass from T. Bridgewater
vs. Green Bay, 9/18/16	25 pass from S. Bradford
at Chicago, 10/31/16	25 pass from S. Bradford
at Green Bay, 12/24/16	3 pass from S. Bradford
vs. New Orleans, 9/11/17	18, 2 pass from S. Bradford
vs. Tampa Bay, 9/24/17	17, 59 pass from C. Keenum
at Washington, 11/12/17	3 pass from C. Keenum
vs. Cincinnati, 12/17/17	20 pass from C. Keenum
at Green Bay, 12/23/17	4 pass from C. Keenum
vs. Chicago, 12/31/17	15 pass from C. Keenum
vs. New Orleans, 1/14/18*	61 pass from C. Keenum
vs. San Francisco, 9/9/18	22 pass from K. Cousins
at Green Bay, 9/16/18	3, 75 pass from K. Cousins
vs. New Orleans, 10/28/18	1 pass from K. Cousins
at Chicago, 11/18/18	5 pass from K. Cousins
vs. Green Bay, 11/25/18	30 pass from K. Cousins
vs. Miami, 12/16/18	13 pass from K. Cousins
at Detroit, 12/23/18	8 pass from K. Cousins
vs. Chicago, 12/30/18	2 pass from K. Cousins
Total	25 (25 receiving)

DIGGS' 100-YARD GAMES (11)*playoffs

Game	Yds/Rec/TD
10/18/15 vs. Kansas City	129/7/0
10/25/15 at Detroit	108/6/1
9/11/16 at Tennessee	103/7/0
9/18/16 vs. Green Bay	182/11/1
11/13/16 at Washington	164/13/0
9/24/17 vs. Tampa Bay	173/8/2
1/14/18 vs. New Orleans*	137/6/1
9/16/18 at Green Bay	128/9/2
9/27/18 vs. Los Angeles	123/11/0
10/28/18 vs. New Orleans	119/10/1
11/18/18 at Chicago	126/13/18

DIGGS AGAINST THE DIVISION

In his young career, Stefon Diggs has produced big games against divisional opponents, totaling 110 receptions for 1,333 yards (12.1 average) and 14 TDs in 18 games in the NFC North.

Diggs' single-game career highs in receptions (13), receiving yards (182) and receiving TDs (2) have come against division opponents.

DIGGS CAREER GAME-BY-GAME / AGAINST NFC NORTH

OPPONENT	REC.	YARDS	AVG.	LG.	TD
at Detroit (10/25/15)	6	108	18.0	36t	1
at Chicago (11/1/15)	6	95	15.8	40t	1
vs. Green Bay (11/22/15)	6	66	11.0	17	0
vs. Chicago (12/20/15)	3	55	18.3	33t	2
at Green Bay (1/3/16)	1	8	8.0	8	0
vs. Green Bay (9/18/16)	9	182	20.2	46	1
at Chicago (10/31/16)	8	76	9.5	25t	1
vs. Detroit (11/6/16)	13	80	6.2	12	0
at Green Bay (12/24/16)	5	29	7.3	13	1
vs. Detroit (10/1/17)	5	98	19.6	33	0
at Chicago (10/9/17)	1	4	4.0	4	0
at Detroit (11/23/17)	5	66	13.2	37	0
at Green Bay (12/23/17)	5	60	12.0	20	1
vs. Chicago (12/31/17)	6	65	10.8	26	1
at Green Bay (9/16/18)	9	128	14.2	75t	2
at Chicago (11/18/18)	13	126	9.7	25	1
vs. Green Bay (1/25/18)	8	77	9.6	30t	1
at Detroit (12/23/18)	2	10	5.0	8t	1
vs. Chicago (12/30/18)	8	47	5.9	18	1
TOTAL	118	1,380	11.7	75t	15

TOP-TIER DUO

The WR duo of Adam Thielen and Stefon Diggs has been the force behind the Vikings passing attack. Their combined 2,394 receiving yards ranked 4th among NFL WR duos in 2018.

WR DUO // TEAM

J. Smith-Schuster / A. Brown // PIT	1,426/1,297
J. Jones / M. Sanu // ATL	1,677/838
R. Woods / B. Cooks // LAR	1,219/1,204
A. Thielen / S. Diggs // MIN	1,373/1,021
M. Evans / C. Godwin // TB	1,524/842

DIGGIN' THE COMPANY

Stefon Diggs led Minnesota in receptions in each of his 1st 2 years with the club, and his 200 career receptions in his 1st 40 career games are the fastest a Vikings WR has reached the 200 mark.

RECEPTIONS BY A VIKING IN 1ST 4 NFL REGULAR SEASONS

PLAYER (SEASONS)	RECEPTIONS
Randy Moss (1998-2001)	308
Stefon Diggs (2015-18)	302
Percy Harvin (2009-12)	280
Chuck Foreman (1973-75)	218

DIGGS' CAREER GAME-BY-GAME (*starts; games with 100+ receiving yards in bold)

RECEIVING							RUSHING						
2015	MIN	No.	Yds.	Avg.	Lg.	TD	No.	Yds.	Avg.	Lg.	TD		
9/14	@ SF	INACTIVE											
9/20	DET	INACTIVE											
9/27	SD	INACTIVE											
10/4	@ DEN	6	87	14.5	25	0	0	0	0.0	0	0		
10/18	KC*	7	129	18.4	31	0	0	0	0.0	0	0		
10/25	@ DET*	6	108	18.0	36t	1	1	9	9.0	9	0		
11/1	@ CHI*	6	95	15.8	40t	1	0	0	0.0	0	0		
11/8	STL*	3	42	14.0	30	0	0	0	0.0	0	0		
11/15	@ OAK*	2	46	23.0	37	0	1	10	10.0	10	0		
11/22	GB*	6	66	11.0	17	0	0	0	0.0	0	0		
11/29	@ ATL*	4	31	7.8	16	0	0	0	0.0	0	0		
12/6	SEA	2	22	11.0	14	0	1	-6	-6.0	-6	0		
12/10	@ AZ*	2	12	6.0	7	0	0	0	0.0	0	0		
12/20	CHI	3	55	18.3	33t	2	0	0	0.0	0	0		
12/27	NYG	4	19	4.8	10	0	0	0	0.0	0	0		
1/3/16	@ GB*	1	8	8.0	8	0	0	0	0.0	0	0		
GP/GS: 13/9		52	720	13.8	40t	4	3	13	4.3	10	0		
2015 PLAYOFFS													
1/10/16	SEA*	4	26	6.5	9	0	1	6	6.0	6	0		

2016	MIN	No.	Yds.	Avg.	Lg.	TD	No.	Yds.	Avg.	Lg.	TD		
9/11	@ TEN*	7	103	14.7	33	0	1	-1	-1.0	-1	0		
9/18	GB*	9	182	20.2	46	1	0	0	0.0	0	0		
9/25	@ CAR*	4	40	10.0	16	0	0	0	0.0	0	0		
10/3	NYG*	5	47	9.4	21	0	1	-1	-1.0	-1	0		
10/9	HOU	INACTIVE											
10/23	@ PHI*	2	18	9.0	14	0	0	0	0.0	0	0		
10/31	@ CHI*	8	76	9.5	25t	1	0	0	0.0	0	0		
11/6	DET*	13	80	6.2	12	0	1	12	12.0	12	0		
11/13	@ WAS*	13	164	12.6	36	0	0	0	0.0	0	0		
11/20	ARI	6	37	3.2	13	0	0	0	0.0	0	0		
11/24	@ DET	INACTIVE											
12/1	DAL*	8	59	7.4	15	0	0	0	0.0	0	0		
12/11	@ JAX*	3	55	18.3	45	0	0	0	0.0	0	0		
12/18	IND	2	13	6.5	11	0	0	0	0.0	0	0		
12/24	@ GB*	4	29	7.3	13	1	0	0	0.0	0	0		
1/1/17	CHI*	INACTIVE											
GP/GS: 13/11		84	903	10.8	46	3	3	10	3.3	12	0		

PROLIFIC PACE

Stefon Diggs joined rare company in his opening 4 seasons with the club, setting a team record for fewest games needed to reach 200 career receptions and trailing only Randy Moss for fewest games needed to reach 3,000 receiving yards.

FEWEST GAMES NEEDED TO REACH 300 RECEPTIONS BY VIKINGS

PLAYER (SEASONS)	GAMES
Stefon Diggs (2015-18)	55
Randy Moss (1998-01)	61
Cris Carter (1990-94)	68

FEWEST GAMES NEEDED TO REACH 400 RECEPTIONS BY VIKINGS

PLAYER (SEASONS)	GAMES
Randy Moss (1998-02)	78
Cris Carter (1990-95)	83
Ahmad Rashad (1976-82)	98

FEWEST GAMES NEEDED TO REACH 3,000 RECEIVING YARDS BY VIKINGS

PLAYER (SEASONS)	GAMES
Randy Moss (1998-00)	36
Stefon Diggs (2015-18)	48
Anthony Carter (1985-88)	48

RACKING UP RECEPTIONS

Stefon Diggs recorded 4 games of 10 or more receptions in 2018, joining Cris Carter (1994, 1995) as the only Viking with 4 such games in a single season.

10+ CATCH GAMES IN 2018, NFL

PLAYER (TEAM)	GAMES
Michael Thomas (NO)	6
Zach Ertz (PHI)	5
Stefon Diggs (MIN)	4
DeAndre Hopkins (HOU)	4
Adam Thielen (MIN)	3
4 tied	3

RECEIVING							RUSHING				
2017	MIN	No.	Yds.	Avg.	Lg.	TD	No.	Yds.	Avg.	Lg.	TD
9/11	NO*	7	93	13.3	30	2	1	-6	-6.0	-6	0
9/17	@ PIT*	2	27	13.5	21	0	1	4	4.0	4	0
9/24	TB*	8	173	21.6	59t	2	0	0	0.0	0	0
10/1	DET*	5	98	19.6	33	0	0	0	0.0	0	0
10/9	@ CHI*	1	4	4.0	4	0	0	0	0.0	0	0
10/15	GB	INACTIVE									
10/22	BAL	INACTIVE									
10/29	@ CLE*	4	27	6.8	10	0	1	-1	-1.0	-1	0
11/12	@ WAS*	4	78	19.5	51	1	0	0	0.0	0	0
11/19	LAR*	4	32	8.0	10	0	0	0	0.0	0	0
11/23	@ DET*	5	66	13.2	37	0	1	9	9.0	9	0
12/3	@ ATL*	2	32	16.0	19	0	1	5	5.0	5	0
12/10	@ CAR*	6	64	10.7	22	0	0	0	0.0	0	0
12/17	CIN*	5	30	6.0	20t	1	0	0	0.0	0	0
12/23	@ GB*	5	60	12.0	20	1	1	3	3.0	3	0
12/31	CHI*	6	65	10.8	26	1	1	-8	-8.0	-8	0
GP/GS: 14/14		64	849	13.3	59t	8	8	13	1.6	9	0
2017 Playoffs											
1/14/18	NO*	6	137	22.8	61t	1	0	0	0.0	0	0
1/21/18	@ PHI*	8	70	8.8	22	0	0	0	0.0	0	0
GP/GS: 2/2		14	207	14.8	61t	1	0	0	0.0	0	0

2018	MIN	No.	Yds.	Avg.	Lg.	TD	No.	Yds.	Avg.	Lg.	TD
9/9	SF*	3	43	14.2	22t	1	1	8	8.0	8	0
9/16	@ GB*	9	128	14.3	75t	2	1	1	1.0	1	0
9/23	BUF*	4	17	4.3	7	0	0	0	0.0	0	0
9/27	@ LAR*	11	123	11.2	34	0	0	0	0.0	0	0
10/7	@ PHI*	10	91	9.1	25	0	2	25	12.5	20	0
10/14	ARI*	3	33	11.0	16	0	1	9	9.0	9	0
10/21	@ NYJ*	8	33	4.1	10	0	2	-7	-3.5	-1	0
10/28	NO*	10	119	11.9	31	1	0	0	0.0	0	0
11/4	DET	INACTIVE									
11/18	@ CHI*	13	126	9.7	25	1	0	0	0.0	0	0
11/25	GB*	8	77	9.6	30t	1	1	12	12.0	0	0
12/2	@ NE*	5	49	9.8	24	0	0	0	0.0	0	0
12/10	@ SEA*	4	76	19.0	48	0	1	5	5.0	5	0
12/16	MIA*	4	49	12.3	17	1	1	9	9.0	9	0
12/23	@ DET	2	10	5.0	8t	1	0	0	0.0	0	0
12/30	CHI*	8	47	5.9	18	1	0	0	0.0	0	0
GP/GS: 15/14		102	1,021	10.0	75t	9	10	62	6.2	20	0

PLAYOFF PROWESS

The playoff performance by Stefon Diggs vs. New Orleans in the NFC Divisional Round in January 2018 was one for the record books. His game-winning TD as time expired and yardage for the game both stand with the top performances in club history in postseason games.

VIKINGS PLAYOFF RECEIVING YARDS IN A GAME

PLAYER, GAME	YARDS
Anthony Carter, at San Francisco, 1/9/88	227
Randy Moss, at St. Louis, 1/16/00	188
Amp Lee (RB), vs. Chicago, 1/1/95	159
Steve Jordan, at San Francisco, 1/6/90	149
Sidney Rice, vs. Dallas, 1/17/10	141
Stefon Diggs, vs. New Orleans, 1/14/18	137

VIKINGS PLAYOFF LONG RECEPTIONS

PLAYER, GAME	YARDS
Gene Washington, vs. Cleveland, 1/4/70	75t
Moe Williams (RB), at Green Bay, 1/9/05	68t
Randy Moss, vs. New Orleans, 1/6/01	68t
Randy Moss, vs. Dallas, 1/9/00	68t
Cris Carter, at San Francisco, 1/3/98	66t
Anthony Carter, at San Francisco, 1/9/88	63
Stefon Diggs, vs. New Orleans, 1/14/18	61t



Stefon Diggs joined local young people during the 2019 Team Up to Give Back event at a Boys and Girls Club in Minneapolis.



57

DEVANTE DOWNS

POSITION: Linebacker
HEIGHT/WEIGHT: 6-5/252
DOB: 10-18-95
HOMETOWN: Mountlake Terrace, WA

COLLEGE: California
ACQUIRED: D7 (#225) 2018
NFL SEASON: 2
VIKINGS SEASON: 2

2018 GP/GS
11/0

Career GP/GS
11/0

Playoffs GP/GS
0/0

• Played in 11 games as a rookie, compiling 4 special teams tackles.

OFF THE FIELD Attended Kyle Rudolph's Thanksgiving Holiday Huddle at the University of Minnesota Masonic Children's Hospital in November of 2018...Earned degree in legal studies at California.

PRO Appeared in 11 games during his rookie season...Selected in the 7th round (#219) in the 2018 NFL Draft...The 9th player drafted by the Vikings out of California, 3rd LB.

2018 Saw action in 11 games during his rookie season, totaling 4 special teams tackles...Appeared on special teams vs. Chicago (12/30) and at Detroit (12/23)...Inactive vs. Miami (12/16)...Contributed on special teams at Seattle (12/10)...Inactive at New England (12/2)...Made 1 ST tackle vs. Green Bay (11/25)...Appeared on special teams at Chicago (11/18)...Wrapped up 1 ST tackle vs. Detroit (11/4)...Recorded 1st 2 ST tackles of his career vs. New Orleans (10/28)...Inactive Weeks 5-7...Active Weeks 2-4, appearing on special teams...Made his NFL debut against San Francisco (9/9), contributing on special teams.

COLLEGE Appeared in 40 career games, starting 20...Finished his career with 212 tackles, 14.5 TFL, 8.0 sacks, and 2 INTs...

DOWNS' NFL TOTALS

Year	GP/GS	Solo	Asst.	Total	Sacks	INTs	PBU	TFL	QBH	FF/FR	Special Teams
2018 (Min)	11/0	0	0	0	0.0	0	0	0	0	0/0	4
Totals	11/0	0	0	0	0.0	0	0	0.0	0	0/0	4

JORDAN NEXT INDUCTEE IN VIKINGS RING OF HONOR

The Minnesota Vikings will induct former TE Steve Jordan in the club's Ring of Honor in 2019. Jordan will be inducted during a halftime ceremony against Washington on Thursday, October 24.

"Steve Jordan's impact on the Vikings has carried on past his career on the field," said Mark Wilf. "As great a player as Steve was, he is just as great an ambassador for the Vikings and the game of football. He is a positive role model to young NFL players about the value of education and how to use your platform for good."

Jordan was originally a 7th-round pick (#179 overall) by the Vikings in 1982 from Brown and played 13 seasons for the club, 1982-94, capping his career with 498 catches, 6,307 yards and 28 TDs. Jordan ranks 3rd in team history with 498 catches, trailing only Cris Carter (1,004) and Randy Moss (587). He played in 176 career games for the club with 149 starts, ranking 14th in team history for games played and 5th among offensive skill position players (Cris Carter-188, Jim Kleinsasser-181, Bill Brown-180, Fran Tarkenton-177). He was selected to 6 consecutive Pro Bowls: 1986, '87, '88, '89, '90 and '91. In that 6-season span, Jordan led all NFL TEs with 287 receptions, 3,885 yards and was 3rd among NFL TEs with 21 TDs.

Jordan played for head coaches Bud Grant, Les Steckel, Jerry Burns and Dennis Green in his 13 seasons. In his final 9 seasons (1986-94) Jordan went to 6 Pro Bowls, won 3 NFC Central titles, made 6 playoff appearances, advanced to the 1987 NFC Championship Game and suffered only 1 losing season. At the time of his retirement in 1994, only Ozzie Newsome and Kellen Winslow had caught more passes as an NFL TE than Jordan's 498.

VIKINGS CAREER RECEPTIONS

Cris Carter1,004
Randy Moss587
Steve Jordan..... 498

VIKINGS CAREER RECEPTIONS/YARDS BY A TIGHT END

Steve Jordan.... 498/6,307
Kyle Rudolph 384/3,787





78

DAKOTA DOZIER

POSITION: Guard
HEIGHT/WEIGHT: 6-4/312
DOB: 4-30-91
HOMETOWN: West Columbia, SC

COLLEGE: Furman
ACQUIRED: FA 2019
NFL SEASON: 5
VIKINGS SEASON: 1

2018 GP/GS
 6/2 - NYJ

Career GP/GS
 37/7 - NYJ

Playoffs GP/GS
 0/0

• Signed with Minnesota as a free agent on 4/4/19 after spending 4 seasons with the New York Jets.

• Recognized by New York's equipment staff and past winners with the club's Bill Hampton Award (2014), given to the rookie who most conducts himself as a professional in the locker room.

OFF THE FIELD Majored in health sciences at Furman... Married his Furman University crush, Haley.

PRO Signed with Minnesota on 4/4/19...Re-signed with the Jets on 4/6/18 as a UFA...Originally drafted by the New York Jets in the 4th Round (#137) of the 2014 NFL Draft.

2018 Appeared in the last six games of the season, making two starts...Made a start as an extra offensive lineman vs. Green Bay (12/23)...Made his first start of the season at Tennessee (12/2), filling in at left guard for an injured James Carpenter...Saw action at fullback throughout the last five games of the season.

2017 Played in a career-high 14 games and made three starts... Started at right guard vs. the LA Chargers (12/24), blocking for a rushing offense that totaled 197 yards and a touchdown on 30 carries (6.6 average)...At home vs. Buffalo (11/2), saw snaps on an offensive line that blocked for an offense that ran for 194 yard...Blocked for an offense that threw for 354 yards vs. New England (10/15)...In his first start of the season vs. Miami (9/24), he was a part of the offensive line that helped block for McCown as he completed 18 of 23 passes for 249 yards and a touchdown...Saw extended playing time vs. Oakland (9/17), filling in for an injured Brian Winters.

2016 Appeared in 13 games on the season, starting the final 2...Made his first career start at New England (12/24) in place of an injured RG Brian Winters.

2015 Appeared in his first 5 NFL games, appearing mostly on special teams...Saw his first offensive play vs. Cleveland (9/13) when he entered the game for injured C Nick Mangold in the third quarter...Blocked as QB Ryan Fitzpatrick connected with WR Brandon Marshall for a 1-yard TD.

2014 Spent the entire season on the Jets active roster but was inactive for 15 of 16 games...Recognized by the team's equipment staff and past winners with the club's Bill Hampton Award, given to the rookie who most conducts himself as a professional in the locker room.

COLLEGE Appeared in 45 games with 44 career starts at Furman, making 43 starts at LT and 1 start at LG during his 4-year career with the Paladins...Started in all 14 games and served as co-captain of Furman's 2013 Southern Conference championship team.

PREP Played OT, DT and DE at Brookland-Cayce HS in South Carolina...Earned all-region, all-area and High School Sports Report all-state honors.

DOZIER'S CAREER GAMES/STARTS

Year	GP/GS
2014 (NYJ)	0/0
2015 (NYJ)	4/0
2016 (NYJ)	13/2
2017 (NYJ)	14/3
2018 (NYJ)	6/2
Totals	37/7

U.S. BANK STADIUM SIGNATURE ITEMS

Vikings fans don't have to look far from the field in order to catch instant replays at U.S. Bank Stadium. The stadium boasts two of the best-positioned LED video boards in the NFL. Located in both the east and west end zones, the video boards have been strategically placed as close as possible to eye level to ensure fans can simply shift their eyes from the field to the boards without head movement.

The larger of the two boards - manufactured by Daktronics in Redwood Falls, Minnesota - measures 120x68, or 8,160 square feet. Placed on the west side of the stadium just beyond the five large pivoting glass doors, the board is 13 times larger than the Metrodome video boards.





67

CORNELIUS EDISON

POSITION: Center
HEIGHT/WEIGHT: 6-3/312
DOB: 7-10-93
HOMETOWN: University Place, WA

COLLEGE: Portland State
ACQUIRED: PS 2017
NFL SEASON: 4
VIKINGS SEASON: 3

2018 GP/GS
PS

Career GP/GS
6/0 (6/0 - CHI)

Playoffs GP/GS
0/0

• At Portland State, earned 1st Team All-Big Sky and won the 2014 FCS Rimington Award as the nation's best center.

OFF THE FIELD Has frequented community service events during his time in Minnesota...Married his wife Hannah in July of 2017...Majored in graphic design...Son of Vincent and Cathleen Edison...Has 2 brothers, George and Chris.

PRO Signed to the Chicago Bears practice squad on 11/30/15...Signed to the Bears active roster on 10/24/16 and appeared in 6 games...Signed by Atlanta as a free agent on 5/17/17 and released on 9/2/17...Signed to the Vikings practice squad on 11/1/17...Released by the Vikings on 10/30/17...Inactive vs. Cleveland (10/29) in London, England...Promoted to the Vikings active roster on 10/28/17.

2018 Spent the entire 2018 season on Minnesota's practice squad...Joined the Vikings practice squad on 9/2/18 after being released during final cuts.

2017 Inactive at Philadelphia (1/21/18)...Inactive vs. New Orleans (1/14/18)...Active but did not play vs. Chicago (12/31)...Signed to the active roster on 12/31...Signed to the Vikings prac-

tice squad on 11/1/17...Released by the Vikings on 10/30/17...Inactive vs. Cleveland (10/29) in London, England...Promoted to the Vikings active roster on 10/28/17...Signed by Atlanta as a free agent on 5/17/17 and released on 9/2/17...Signed to the Vikings practice squad on 9/4/17.

2016 Signed to the Chicago Bears practice squad on 11/30/15...Signed to the Bears active roster on 10/24/16 and appeared in 6 games with no starts.

COLLEGE Started every game his final 3 seasons at Portland State...Named a team co-captain as a senior...Earned 1st Team All-Big Sky and won the 2014 FCS Rimington Award as the nation's best center...Started at center in the FCS National Bowl All-Star Game...Helped the Vikings set numerous season records as a junior, including rushing yards (3,330) rushing average (277.7) and total offense (6,486).

PREP Attended Curtis HS...Earned 1st Team All-League as an offensive and defensive lineman in both his senior and junior seasons.

EDISON'S CAREER GAMES/STARTS

Year	GP/GS
2016 (Chi)	6/0
Totals	6/0

50 GREATEST VIKINGS HONORED DURING VIKINGS 50TH SEASON



The 50 Greatest Vikings were recognized as the pinnacle of a season-long celebration of the club's 50th season in 2010. The Vikings Legends took part in a weekend of activities leading up to the regular-season home finale vs. Chicago on 12/20/10.

50 GREATEST VIKINGS

PLAYER, POSITION	SEASONS
Grady Alderman, T	1961-74
Jared Allen, DE	2008-13
Matt Birk, C	1998-2008
Matt Blair, LB	1974-85
Bill Brown, RB	1962-74
Joey Browner, S	1983-91
Bobby Bryant, CB	1967-80
Anthony Carter, WR	1985-93
Cris Carter, WR	1990-2001
Fred Cox, K	1963-77
Daunte Culpepper, QB	1999-2005
Chris Doleman, DE	1985-93, '99
Carl Eller, DE	1964-78
Chuck Foreman, RB	1973-79
John Gilliam, WR	1972-75
Bud Grant, Head Coach	1967-83, '85
Wally Hilgenberg, LB	1968-79
Steve Hutchinson, G	2006-11
Tim Irwin, T	1981-93
Steve Jordan, TE	1982-94
Tommy Kramer, QB	1977-89
Paul Krause, S	1968-79
Gary Larsen, DT	1965-74
Carl Lee, CB	1983-93
Jim Marshall, DT	1961-79

50 GREATEST VIKINGS

PLAYER, POSITION	SEASONS
Randall McDaniel, G	1988-99
Keith Millard, DT	1985-91
Randy Moss, WR	1998-2004, '10
Dave Osborn, RB	1965-75
Alan Page, DT	1967-78
Adrian Peterson, RB	2007-16
John Randle, DT	1990-2000
Ahmad Rashad, WR	1976-82
Ed Sharockman, CB	1962-72
Jeff Siemon, LB	1972-82
Robert Smith, RB	1993-2000
Scott Studwell, LB	1977-90
Doug Sutherland, DT	1971-81
Fran Tarkenton, QB	1961-66, '72-78
Henry Thomas, DT	1987-94
Mick Tingelhoff, C	1962-78
Stu Voigt, TE	1970-80
Gene Washington, WR	1967-72
Ed White, G	1969-77
Sammy White, WR	1976-86
Kevin Williams, DT	2003-13
Antoine Winfield, CB	2004-12
Roy Winston, LB	1962-76
Ron Yary, T	1968-81
Gary Zimmerman, T	1986-92





65

PAT ELFLEIN

POSITION: Center**HEIGHT/WEIGHT:** 6-3/303**DOB:** 7-6-94**HOMETOWN:** Pickerington, OH**COLLEGE:** Ohio State**ACQUIRED:** D3 (#70) 2017**NFL SEASON:** 3**VIKINGS SEASON:** 3**2018 GP/GS**

14/13

Career GP/GS

28/27

Playoffs GP/GS

2/2

- Returned from offseason surgery to start 13 games at C in 2018.

- Named the Minnesota Vikings Rookie of the Year in 2017 as well as being selected to the PFWA All-Rookie Team.

OFF THE FIELD

Helped host Special Olympics MN athletes for an evening of flag football at TCO Performance Center... Worked on concrete crew in the summers during high school... Boyhood friend and high school classmate in Pickerington, OH, of former Michigan TE and fellow 2017 NFL draftee Jake Butt (Denver), who was roommates with Vikings 2017 4th-round pick LB Ben Gedeon while at Michigan... Earned bachelor's degree in communication and played his final season as a graduate student... Older brother, Matt, played football at Ohio Dominican... Got engaged to his fiancée Emily in July of 2018.

HONORS

Selected as the Minnesota Vikings Rookie of the Year in 2017... Named to PFWA All-Rookie Team.

PRO

Tied Vikings record with 14 starts at center as a rookie, joining Hall of Famer Mick Tingelhoff... Selected with the 70th overall pick in the 2017 NFL Draft, the highest selected C by the Vikings since Ryan Cook was selected 51st overall in 2006... 1st Ohio State O-lineman selected by the Vikings since Corey Stringer, who was selected in 1995 with the 24th overall pick... 1 of 7 Buckeyes selected in the 2017 NFL Draft... The 1st of 5 centers drafted in the 2017 NFL Draft.

2018

Appeared in 14 games throughout his second season, starting 13... Blocked for QB Kirk Cousins as he became the first player in NFL history to throw for 4,000 yards, 30 TDs, 10 or fewer INTs and post a 70.0% completion rate in a single season... Started at C at Detroit (12/23) as Kirk Cousins became the 4th Vikings QB to pass for 4,000 yards in a single season... Started at C in a 41-17 win over Miami (12/16), the first time Minnesota had scored 40+ points since 12/27/15 (41-17 W over the NY Giants). Blocked for RB Dalvin Cook as Cook earned NFC Offensive Player of the Week honors for his performance against the Dolphins... Appeared in his 25th career game at Seattle (12/10), starting at C... Started at C Weeks 4-13... Made his 2018 debut in relief of starting C Brett Jones vs. Buffalo (9/23)... Inactive at Green Bay (9/16) and vs. San Francisco (9/9).

2017

Started 16 total games in his rookie season, 14 regular season and 2 in the postseason, as the Vikings earned their 2nd-best record in franchise history at 13-3... Earned the team's Rookie of the Year honors as well as being named to the PFWA's All-Rookie Team... Joined Tingelhoff as the only rookie centers in team history to start a season opener... Started at C at Philadelphia (1/21/18)... Started at C vs. New Orleans (1/14/18) in his first career playoff game as the Vikings clinched a berth to the NFC Championship game for the first time since

2009 with a last-second victory... Inactive vs. Chicago (12/31)... Started at C at Green Bay (12/23)... Returned from injury to start at C vs. Cincinnati (12/17) as the Vikings clinched the NFC North title... Inactive due to a shoulder injury at Carolina (12/10)... Started at C at Atlanta (12/3) and protected QB Case Keenum as the Vikings won their 5th consecutive road game for the 1st time since 1974... Started at C at Detroit (11/23) on Thanksgiving Day... Started at C vs. Los Angeles (11/19) and at Washington (11/12) and did not allow a sack in either game... Started at C at Twickenham Stadium in London, England vs. Cleveland (10/29) as a part of the NFL's International Series... Started at C in Weeks 5-7... Started at C vs. Detroit (10/1) in his 1st career NFC North game... Started at C vs. Tampa Bay (9/24), has helped the Vikings average over 400 yards (400.3) of offense per game through the 1st 3 weeks, just the 2nd time since 1970 (422.7, 2004)... Started at C at Pittsburgh (9/17) and snapped for QB Case Keenum in his Vikings debut... Started at C on *Monday Night Football* Week 1 vs. New Orleans (9/11) for a unit that only allowed 1 sack and paved the way for RB Dalvin Cook to run for 127 yards on 22 carries (5.8 avg).

COLLEGE

Decorated 5th-year senior from Ohio State who was named the Rimington Award winner and was 1 of 3 finalists for the Outland Trophy during his final season with the Buckeyes... Earned Big Ten's Rimington/Pace Offensive Lineman of the Year honors in 2016... Named 1st-Team Big Ten each of his final 3 seasons... Helped OSU lead Big Ten in scoring, total offense and rushing yards in 2016... Paved way for RB Ezekiel Elliot to rush for 3,699 yards in just 2 seasons (2014-15)... Started all 15 games - the opening 3 games at LG and the final 12 at RG - during the Buckeyes' National Championship run... Did not miss a game from 2013-16, appearing in 53 games while starting 42, including 41 consecutive... Redshirted as a true freshman in 2012.

PREP

Attended Pickerington North HS in Pickerington, OH, where he was teammates with Denver Broncos TE Jake Butt... Was rated the #33 G prospect in the nation by ESPN... Named 1st-Team All-State in Division 1 as a senior... 2-time team captain in football and earned 12 letters in football, wrestling and track... Named Wrestler of the Year as a senior in Ohio Capital Conference, qualifying for state and national tournament.



Elflein packs meals with students at Feed My Starving Children program in Eagan during the 2018 season.

ELFLEIN'S CAREER GAMES/STARTS

Year	GP/GS
2017 (Min)	14/14
Playoffs	2/2
2018 (Min)	14/13
Totals	28/27
Playoffs	2/2



42

BEN GEDEON

POSITION: Linebacker
HEIGHT/WEIGHT: 6-2/244
DOB: 10-16-94
HOMETOWN: Hudson, OH

COLLEGE: Michigan
ACQUIRED: D4b (#120) 2017
NFL SEASON: 3
VIKINGS SEASON: 3

2018 GP/GS

15/8

Career GP/GS

31/17

Playoffs GP/GS

2/0

- Wrapped up a career-high 54 total tackles while playing in 15 total games in 2018.
- Named the Vikings Special Teams Player of the Year in 2017.

OFF THE FIELD Graduated a semester early with a degree in economics from Michigan...Both of his brothers played football collegially. Alex, was a captain of the Harvard football team and Ben's other brother, Sam, played sprint football and rugby at the U.S. Naval Academy...Earned Michigan's U-M Athletic Academic Achievement award and was a 2x Academic All-Big Ten selection (2015, 2016)...Spent time with veterans at the Minneapolis VA Medical Center in November 2018.

HONORS Selected the Vikings Special Teams Player of the Year in 2017.

PRO Totaled a career-high 54 tackles in 2018...Selected in the 4th round (120th overall) of the 2017 draft...Started 9 games and appeared in all 16 as a rookie, on his way to being selected the Vikings Special Teams Player of the Year.

2018 Started 8 of the 15 games he appeared in during the 2018 season, totaling a career-high 54 total tackles and 13 special teams tackles...Notched 7 total tackles (2 solo) vs. Chicago (12/30)...Made 7 total tackles (4 solo), 1 PBU and 1 ST tackle at Detroit (12/23)...Wrapped up 4 solo tackles and 1 ST tackle vs. Miami (12/16)...Topped a career high set the previous week with 8 total tackles (4 solo) at Seattle (12/10), adding 1 ST tackle...Set a new career high with 7 total tackles (3 solo) at New England (12/2) along with 1 ST tackle...Inactive with a head injury vs. Green Bay (11/25)...Logged 1 solo tackle and 2 ST tackles at Chicago (11/18)...Made 2 assisted tackles vs. Detroit (11/4)...Wrapped up a career-high 6 tackles (4 solo) vs. New Orleans (10/29) along with 2 ST tackles...Made his second start of the season at New York (10/21), totaling 3 tackles (2 solo), and 1 ST tackle...Logged 2 tackles (1 solo), 1 PD and 1 ST tackle vs. Arizona (10/14)...Tallied a ST tackle at Philadelphia (10/7)...Appeared on defense and special teams at Los Angeles (9/27)...Registered 1 tackle (1 solo) and 1 special teams tackle vs. Buffalo (9/23)...Recorded a pass defense while playing on defense and special teams at Green Bay (9/16)...Totalled 5 tackles (5 solo) and a ST tackle against San Francisco (9/9).

2017 Started 9 regular-season games a rookie, compiling a team-leading 18 special teams tackles...Played on defense and special teams at Philadelphia (1/21/18)...Made a solo tackle in the Vikings Divisional Round playoff victory vs. New Orleans (1/14)...Made a career-high 5 tackles (4 solo) and 2 ST tackles vs. Chicago (12/31)...Recorded 2 tackles (1 solo) vs. Cincinnati (12/17) to help the team secure the NFC North title...Tallied 3 special teams tackles at Detroit (11/23) on Thanksgiving Day...Recorded 2 solo tackles vs. Cleveland (10/29) at Twickenham Stadium as a part of the NFL's International Series...Started at LB and had 2 total tackles (1 solo) in his NFL debut Week 1 vs. New Orleans (9/11).

COLLEGE 4-year letterman that appeared in 51 games, starting 14 games, racking up 176 tackles, 21 TFL, 6.5 sacks and 2 PD...Started all 13 games as a senior, earning the team's Roger Zatkoff Award as the squad's top LB...Named All-Big Ten 2nd-Team by the media and 3rd-Team by the conference coaches...Registered 5 double-digit tackle games as he helped the Wolverines to a 10-3 record, including an 8-0 undefeated record at home...Posted 10 tackles, 2 TFL and 1 sack in a road matchup against rival Ohio State...Tallied 2 stops against Florida State and fellow Viking rookie Dalvin Cook in the Orange Bowl...Saw extended action for the first time in his career as a junior, appearing in 11 games and making 1 start...totalled 34 tackles and 3 TFL while contributing on special teams and as a reserve LB...Had the best performance of his season against rival Ohio State, making 7 tackles...Made 4 solo stops vs. Florida in the Citrus Bowl...Appeared in 11 games his sophomore season...recorded 17 tackles, 1.5 TFL and 1 sack...Showed out against Appalachian State, recording 4 tackles, 1 QBH and returning a blocked punt 32 yards for a TD...Appeared in 6 games as a true freshman, where he tallied 6 tackles and the 1st sack of his career vs. rival Ohio State.

PREP Attended Hudson HS...named AP Division I All-Ohio 1st-Team his senior season...Earned 3rd-Team All-State honors as a sophomore after racking up 105 tackles, 5 sacks, 500 rushing yards, 300 receiving yards and 300 passing yards...totalled 1,300 total yards of offense and 14 TDs as a senior. Chose Michigan over other offers including Stanford, Tennessee and Ohio State.

GEDEON'S NFL TOTALS

Year	GP/GS	Solo	Asst.	Total	Sacks	INTs	PBU	TFL	QBH	FF/FR	Special Teams
2017 (Min)	16/9	20	13	33	0.0	0	1	0	0	0/0	18
Playoffs	2/0	1	0	1	0.0	0	0	0	0	0/0	1
2018 (Min)	15/8	32	22	54	0.0	0	3	0	0	0/0	13
Totals	31/17	52	35	87	0.0	0	4	0.0	0	0/0	31
Playoffs	2/0	1	0	1	0.0	0	0	0	0	0/0	1

SINGLE-GAME CAREER HIGHS (* - playoffs)

Total Tackles 8 at Seattle, 12/10/18

Solo Tackles 5 2x, last at Seattle, 12/10/18

Passes Defended 1 4x, last at Detroit, 12/23/18

GEDEON'S CAREER GAME-BY-GAME (*starts)

2017	MIN	U	A	T	TFL	SK	QH	FF	FR	INT	PD
9/11	NO*	1	1	2	0	0.0	0	0	0	0	0
9/17	@ PIT*	2	0	2	0	0.0	0	0	0	0	1
9/24	TB*	1	2	3	0	0.0	0	0	0	0	0
10/1	DET	1	0	1	0	0.0	0	0	0	0	0
10/9	@ CHI*	2	2	4	0	0.0	0	0	0	0	0
10/15	GB	0	0	0	0	0.0	0	0	0	0	0
10/22	BAL*	2	2	4	0	0.0	0	0	0	0	0
10/29	@ CLE	2	0	2	0	0.0	0	0	0	0	0
11/12	@ WAS*	1	0	1	0	0.0	0	0	0	0	0
11/19	LAR	0	0	0	0	0.0	0	0	0	0	0
11/23	@ DET	0	0	0	0	0.0	0	0	0	0	0
12/3	@ ATL*	1	0	1	0	0.0	0	0	0	0	0
12/10	@ CAR	0	3	3	0	0.0	0	0	0	0	0
12/17	CIN*	1	1	2	0	0.0	0	0	0	0	0
12/23	@ GB	2	1	3	0	0.0	0	0	0	0	0
12/31	CHI*	4	1	5	0	0.0	0	0	0	0	0
GP/GS: 16/9		20	13	33	0	0.0	0	0	0	0	1
2017 PLAYOFFS											
1/14/18	NO	1	0	1	0	0.0	0	0	0	0	0
1/21/18	@ PHI	0	0	0	0	0.0	0	0	0	0	0
GP/GS: 2/0		1	0	1	0	0.0	0	0	0	0	0

2018	MIN	U	A	T	TFL	SK	QH	FF	FR	INT	PD
9/9	SF*	5	0	5	0	0.0	0	0	0	0	0
9/16	@ GB	0	0	0	0	0.0	0	0	0	0	1
9/23	BUF	1	1	2	0	0.0	0	0	0	0	0
9/27	@ LAR	0	0	0	0	0.0	0	0	0	0	0
10/7	@ PHI	0	0	0	0	0.0	0	0	0	0	0
10/14	ARI	1	1	2	0	0.0	0	0	0	0	1
10/21	@ NYJ*	2	1	3	0	0.0	0	0	0	0	0
10/28	NO*	4	2	6	0	0.0	0	0	0	0	0
11/4	DET	0	2	2	0	0.0	0	0	0	0	0
11/18	@ CHI	1	0	1	0	0.0	0	0	0	0	0
11/25	GB	INACTIVE									
12/2	@ NE*	3	4	7	0	0.0	0	0	0	0	0
12/10	@ SEA*	5	3	8	0	0.0	0	0	0	0	0
12/16	MIA*	4	0	4	0	0.0	0	0	0	0	0
12/23	@ DET*	4	3	7	0	0.0	0	0	0	0	1
12/30	CHI*	2	5	7	0	0.0	0	0	0	0	0
GP/GS: 15/8		32	22	54	0	0.0	0	0	0	0	3

MY CAUSE MY CLEATS

During the 2018 season, NFL players were given the opportunity to display their passions beyond the game and support personal causes through the My Cause My Cleats initiative. Forty-eight members of the Minnesota Vikings elected to participate in the 2018 edition of the campaign, representing dozens of unique charities and organizations. Players sported custom-designed cleats conveying positive, inspiring and unifying messages regarding their chosen cause.



Rashod Hill

Cause: Hearing Impaired
Organization: Starkey Hearing Foundation
Cleat Designer: Salvatore

Starkey Hearing Foundation uses hearing to show kindness and compassion in others, in addition to changing lives around the world. The foundation has pledged to provide more than one million hearing aids this decade to those in need. Hill's daughter is hearing impaired and chose this charity to honor her.



Linval Joseph

Cause: Anti-Bullying
Organization: Bully the Bull
Cleat Designer: Salvatore

Joseph himself used to get bullied, but it helped him to stand up for himself and his family. Joseph uses his public platform to raise awareness and has spoken on behalf of anti-bullying causes and organizations in the past.



Stephen Weatherly

Cause: Relationship Violence
Organization: One Love Foundation
Cleat Designer: Mache

Touched by his upbringing and being affected by a verbally and emotionally abusive relationship with his first girlfriend, Weatherly immediately volunteered when the One Love Foundation asked if any Vanderbilt athletes would be interested in leading a seminar about the differences between healthy and unhealthy relationships.



Tyler Conklin

Cause: Youth Suicide Prevention and Awareness
Organization: KnowResolve
Cleat Designer: Salvatore

KnowResolve is a non-profit organization dedicated to promoting mental health and preventing youth suicides through outreach, advocacy and education. Conklin's mother is a volunteer for the organization.



Ameer Abdullah

Cause: Social Justice
Organization: Black Youth Project
Cleat Designer: Salvatore

The Black Youth Project will examine the attitudes, resources, and culture of the young, urban black millennial, exploring how these factors and others influence their decision-making, norms and behavior in critical domains such as sex, health and politics.



97

EVERSON GRIFFEN

POSITION: Defensive End
HEIGHT/WEIGHT: 6-3/273
DOB: 12-22-87
HOMETOWN: Avondale, AZ

COLLEGE: Southern California
ACQUIRED: D4 (#100) 2010
NFL SEASON: 10
VIKINGS SEASON: 10

2018 GP/GS	Career GP/GS	Playoffs GP/GS
11/10	132/73	4/3

- Named to 3 straight Pro Bowls in 2015-17 and earned 2nd-team All-Pro honors in 2017.
- 9th in the NFL since 2014 with 49 sacks.
- His 66.5 career sacks ranks 7th all-time in Vikings history. His 13.0 sacks in 2017 was a new single-season career high.
- Attended same high school, Agua Fria in Avondale, AZ, as Vikings Hall of Famer Randall McDaniel.

OFF THE FIELD Active in the Leaders of Tomorrow program that makes meals available for school-age kids in Minnesota...He and his wife, Tiffany, have 3 sons, Greyson, Ellis and Sebastian...Takes part in the annual Vikings blood drive and community events with teammates...One of the most active Vikings in the team's off-the-field charitable endeavors...Majoring in sociology at USC...Enjoys fishing and being on the water in his free time, with boating, wave runners and water skiing among his favorite activities...Looked up to Vikings legend Randall McDaniel as a young athlete.

HONORS Was named a 2nd-Team AP All-Pro edge rusher in 2017...Earned Pro Bowl honors in 2015, 2016 and 2017...Earned Sporting News First-Team All-Pro honors in 2017...Voted #92 and #19 on the NFL's Top 100 list after the 2016 and 2017 seasons, respectively...Named NFC Defensive Player of the Week for game at Carolina (9/25/16)...Named NFC Defensive Player of the Week for game at Green Bay (1/3/16)...Named NFC Defensive Player of the Month in October 2014...Tabbed 2014 Vikings Defensive MVP.

PRO Received 2nd-Team AP All-Pro honors as an edge rusher in 2017...Named to 3 consecutive Pro Bowls following the 2015-17 seasons...Registered 8 sacks in 2016, 2nd on the team...Led Vikings with 10.5 sacks in 2015...Earned NFC Defensive Player of the Week in 2015 regular-season finale when team clinched NFC North title on Packers home field, taking the title away after a 4-year streak of Green Bay holding it...Has 10.0 career sacks against rival Aaron Rodgers of the Packers, including playoffs and 3.0 in 2016...Has scored 3 career TDs: fumble return vs. Chicago (1/1/17), INT return at St. Louis (12/16/12) and blocked punt return vs. Carolina (11/30/14)...Named the Vikings 2014 Defensive MVP...Re-signed with Vikings prior to the opening of free agency in 2014 offseason...Named NFC Defensive Player of the Month in October 2014 after recording 6.0 sacks and a FF in 4 contests...Recorded 5.5 sacks in 2013, including 2.5 in the last 2 games of season...Had 1st FF of his career vs. Pittsburgh in the NFL International Series in London (9/29/13)...Made impact on Vikings' defense in 2012, ranking 3rd on team with 8.0 sacks...Scored 1st career TD on 1st career INT at St. Louis (12/16/12), taking back a Sam Bradford pass 29 yards for a TD...Posted career-best 3.0 sacks vs. Green Bay (12/30/12) in regular season finale, a must-win game that gave the Vikings a playoff berth...Ranked 4th on team in 2011 with 4.0 sacks despite not starting a game...Notched 18 special teams tackles in 2011 (2nd on team)...Carved out role on special teams to get playing time as a rookie, seeing action in final 11 games of season...Burst onto scene with 5 tackles in his 1st career game at Green Bay (11/21/10)...Selected

with the 2nd pick in the 4th round of the 2010 NFL Draft (100th overall)...Declared for draft as a junior.

2018 Totaled 39 tackles and 5.5 sacks in 11 games played in 2018...Made 6 total tackles (4 solo) and 2 QBHs vs. Chicago (12/30)...Sacked Matthew Stafford for the 14th time in his career at Detroit (12/23), more than any other player in the NFL. Finished with 2 total tackles (1 solo), 1.0 sack, 1 TFL and 2 QBHs...Wrapped up 3 solo tackles, 2 TFL, 1.0 sacks and forced 4 QBHs vs. Miami (12/16)...Made 3 total tackles (2 solo) at Seattle (12/10)...Made 6 total tackles (5 solo) at New England (12/2)...Finished with 2 total tackles (1 solo), 1 TFL, 4 QBHs and 1.0 sack vs. Green Bay (11/25)...Wrapped up 4 tackles (3 solo) at Chicago (11/18)...Registered his 1st solo sack of the season vs. Detroit (11/4), helping set a franchise record as the team sacked Matthew Stafford 10 times. Finished with 4 tackles (3 solo), 2 TFL, 1.5 sacks, and 7 QBHs...Totaled 2 tackles (1 solo) and 1 QBH in his return to the field vs. New Orleans (10/28)...Inactive Weeks 3-7...Made 3 tackles (3 solo), 0.5 sacks, 1 TFL and 6 QBHs at Green Bay (9/16)...Tallied 0.5 sacks, 7 QBHs and 4 tackles (1 solo) against San Francisco (9/9).

2017 Finished the season with 47 tackles and career-highs in sacks (13.0) and FF (3) for the league's top-ranked defense...Made 2 solo tackles and 2 QBH at Philadelphia (1/21/18) in the NFC Championship...Filled the stat sheet in the Vikings Divisional Round playoff win with 1 sack, 2 solo tackles, 1 TFL, 3 QBH, a FF and a PD vs. New Orleans (1/14/18)...Tallied 4 QBH, 1 PD and 1 solo tackle vs. Chicago (12/31) as the Vikings secured the No. 1 defense in the NFL...Made 1 solo tackle and 3 QBH at Green Bay (12/23) as the Vikings shut out the Packers in Lambeau for the 1st time ever...Compiled 3 tackles (2 solo) and 5 QBH vs. Cincinnati (12/17) to help the Vikings clinch the NFC North...Led the team with 4 QBH and tallied his career-high 13th sack of the season at Carolina (12/10), adding 5 tackles (2 solo) and a TFL...Tallied his 3rd multi-sack game of the season on Thanksgiving Day at Detroit (11/23) after the birth of his 3rd son, Sebastian, that morning. He finished the day with 2.0 sacks, 4 solo tackles, 2 TFL, 7 QBH and 1 FF, tying his career-high with 12.0 sacks on the year and setting a new career-high with 3 FF...Returned from injury and tallied 2 tackles (1 solo) and his team-leading 13th TFL of the season vs. Los Angeles Rams (11/19)...

GRIFFEN GRINDING

Vikings DE Everson Griffen's reputation as a disruptive pass rusher is strong. He ranked 4th in the NFL with 13.0 sacks in 2017, setting his career-high for a season. Griffen matched his career-high with 3.0 sacks at Carolina (10/3/17) in a win over the defending NFC Champions. Griffen had a sack in 8 consecutive games to open the 2017 season. Griffen helped the Vikings set a team record with 10 sacks vs. Detroit (11/4/18), contributing 1.5 to the effort for a season-high outing. Griffen ended 2018 with 5.5 sacks to rank 2nd on the team.

MINNESOTA VIKINGS CAREER SACKS

PLAYER, SEASONS	CAREER SACKS
Carl Eller, 1964-78	130.0
Jim Marshall, 1961-79	127.0
John Randle, 1990-2000	114.0
Alan Page, 1967-78	108.5
Chris Doleman, 1985-93, 1999	96.5
Jared Allen, 2008-13	85.5
Everson Griffen, 2010-18	66.5

Inactive at Washington (11/12) due to a foot injury...Posted his 10th sack of the season vs. Cleveland (10/29) at Twickenham Stadium in London, England as a part of the NFL's International Series, extending his streak of games with a sack to 8 games, tying Jim Marshall and Jared Allen for the longest streak by a Viking and joining Robert Mathis (2005) and Dwight Freeney (2009) as the only players since 1982 to record a sack in the 1st 8 weeks...He also added 8 QBH a TFL and 2 tackles (1 solo)...Cracked the Vikings all-time sack leaders Top-10 with 2.0 sacks vs. Baltimore (10/22)...Also tallied 6 tackles (5 solo) 4 QBH, 2 TFL and his 2nd FF vs. Baltimore...Totalled 4 tackles (3 solo), 1.0 sacks, 1 TFL and 4 QBH vs. Green Bay (10/15)...Had 2 solo tackles, his 6th sack of the year, 2 TFL, 2 QBH and his 1st FF of the year at Chicago (10/9)...Led the team and tied a career-high with 11 QBH vs. Detroit (10/1), added his 5th sack of the season along with 5 tackles (4 solo) and a TFL...Recorded his 4th sack of the season vs. Tampa Bay (9/24) and added 4 QBH...Turned in his 9th career game with 2.0+ sacks at Pittsburgh (9/17), finishing the day with 4 solo tackles, 2.0 sacks...Corralled his 1st sack of the season, 3 QBH and 6 tackles (5 solo) vs. New Orleans (9/11).

2016 Named to 2nd consecutive **Pro Bowl**...Combined with Danielle Hunter (12.5) and Brian Robison (7.5) – the NFL's only DE trio with 7+ sacks each – for the NFL's 2nd-most sacks by DEs (28.0)...Helped lead the NFL's 3rd-ranked defense (314.9 ypg), totaling 61 tackles (41 solo), 10 TFL, 8.0 sacks, 68 QBHs, 2 FF, 3 FR (1 returned for a TD) and 1 PD...Posted 3 tackles, 2 QBHs and his 3rd-career TD on a 20-yard fumble return vs. Chicago (11/17)...Recorded 2 tackles and 3 QBHs at Green Bay (12/24)...Notched 3 tackles, 2.0 sacks, 2 TFL, 3 QBHs and 1 PD at Jacksonville (12/11)...Registered a career-high 10 tackles (8 solo), 5 QBHs, 1 FF and 1 FR vs. Dallas (12/1)...Forced a WR Lucky Whitehead fumble and recovered a QB Dak Prescott fumble, which was forced on a Robison strip-sack, against the Cowboys...Notched 2 tackles and 3 QBHs in his 100th career game vs. Arizona (11/20)...Tallied 6 tackles, 5 QBHs and 1 FR, which led to a Minnesota TD 4 plays later, at Washington (11/13)...Posted a 7 stops, 2 TFL, 1 sack and 4 QBHs vs. Detroit (11/6)...Recorded 5 tackles, including 1 sack, at Chicago (10/31)...Registered 3 tackles and 2 QBHs at Philadelphia (10/23)...Notched 4 stops and a career-high 11 QBHs vs. Houston (10/9)...Recorded 1 solo stop vs. NY Giants (10/3)...Registered 4 tackles 3 TFL, 3.0 sacks and 9 QBHs at Carolina (9/25) and was named **NFC Defensive Player of the Week**...Totalled 3 tackles, including 2 TFL and 1 sack, 5 QBHs and 1 FF vs. Green Bay (9/18)...Tallied 3 tackles and 5 QBHs at Tennessee (9/11).



2015 Keyed Vikings run to NFC North title and playoff berth by leading team in sacks with 10.5...Earned **Pro Bowl** honors for the 1st time in his career and was tabbed **NFC Defensive Player of the Week** at Green Bay (1/3/16)...Helped Vikings defense rank #13 in total defense...Earned NFC honors for Green Bay game when he had 6 tackles, 2.0 sacks and forced a fumble on a sack that was returned 55 yards for a TD by Captain Munnerylin to help win at Lambeau Field for the 1st time since 2009 and wrestle the NFC North title away from the Packers after 4 years...Started playoff game vs. Seattle (1/10/16) and notched a sack on Russell Wilson...Had 3-game streak with a sack in middle of season, at Oakland, vs. Green Bay and at Atlanta...Had season-high 6 tackles at Green Bay (1/3/16) and in Wild Card playoff game vs. Seattle (1/10/16).

2014 Had a breakout season in his 1st year as a full-time starter, helping the Vikings defense have the most-improved defense in the NFL in 2014... **2014 Vikings Defensive MVP**...Recorded a career-best 12.0 sacks on the season in 16 contests...Started 16 games after entering the season after posting 1 start in his opening 4 seasons...Named **NFC Defensive Player of the Month** in October after recording 6.0 sacks and a FF in 4 games...Returned a Jasper Brinkley blocked punt 43 yards vs. Carolina (11/30) for the longest blocked punt return TD in franchise history and the 2nd Vikings blocked punt return TD on the day, a franchise record and tying an NFL record for 2 blocked punt return TDs by the same team in 1 game...Recorded a sack in 5 consecutive games, a career-long streak...Had career day at Buffalo (10/19) when he recorded a career-high 9 sacks and tied a career-high with 3.0 sacks...Notched multiple sacks in 3 games, including the season-opening win at St. Louis.

2013 Finished with 5.5 sacks, including 2.5 in the final 2 games of the season...Recorded the game-winning strip-sack against Pittsburgh in the NFL International Series in London (9/29), the 1st FF of his career...Tipped a Jay Cutler pass at Chicago (9/15) that led to a Kevin Williams interception in the end zone for a touchback...Recorded sacks in back-to-back games twice during the season...Had a career-best 6 tackles and tied a career high with 3.0 TFL at Cincinnati (12/22).

2012 Came on strong late in season, posting 5.0 sacks, 1 INT, 1 TD and 16 QB hurries in the final 7 games...Had a sack in his playoff debut at Green Bay (1/5/13) in NFC Wild Card game...Posted career-best 3.0 sacks vs. Green Bay (12/30) in regular-season finale win over Packers that gave the Vikings a playoff berth...Started 1st career game at Houston (12/23)...Scored 1st career TD on 1st career INT at St. Louis (12/16/12), taking back a Sam Bradford pass 29 yards for a TD...His 29-yard INT return TD ranks as the 4th-longest in Vikings history by a defensive lineman...Posted a 22-yard sack against Andrew Luck at Indianapolis (9/16), the 3rd-longest sack in team history.

2011 Played in all 16 games, notching 4.0 sacks (4th on team)...Ranked 2nd on team with 18 special teams tackles...Posted 1st career sack vs. Tampa Bay (9/18) when he caught Josh Freeman...Notched career-best 3 special teams tackles at Kansas City (10/2) and vs. Green Bay (10/23)...Versatile special teamer that played as a gunner on punt coverage at times as well as serving as a regular on return units...Contributed to the Vikings 50.0 sacks on the season, tied for 1st in the NFL...Helped Vikings special teams unit set a then-team record with 26.9 kickoff return average for the season and tied for 1st in the NFL with 4 kickoff returns of 50+ yards.

2010 Played in final 11 games after being inactive for the opening 5 contests...Notched career-high 5 tackles vs. Green Bay (11/21)...Had 5 QB hurries in a 5-game span with a season-high 2 vs. Buffalo (12/5)...Posted 8 special teams tackles, notching season-high 2 at Chicago (11/14) and at Detroit (1/2/11).

COLLEGE Helped USC win or tie for Pac-10 titles in 2007 and 2008...Helped the Trojans won Rose Bowl as a freshman and sophomore, topping Illinois as a freshman and Penn State as a sophomore...USC won Emerald Bowl over Boston College as a junior...Earned 2nd-Team All-Pac 10 honors as a junior...Burst onto the scene as a true freshman, starting 2 games...Started 2007 opener vs. Idaho as a true freshman, becoming the 1st USC true freshman to start an opener since Tim Ryan in 1986...Notched career-high 3.5 sacks vs. Oregon State as a

true freshman.
PREP Attended Agua Fria High in Avondale, AZ...Named Super Prep and Scout.com Player of the Year in Arizona...Consensus All-American...Gatorade Circle of Champions Player of the Year for Arizona...Had 16.0 sacks on defense and ran for 1,251 yards and 20 TDs on offense as a senior...Earned 1st-Team All-Region honors in basketball...Competed as a shot putter...Played AAU hoops.

GRIFFEN'S NFL TOTALS

Year	GP/GS	Solo	Asst.	Total	Sacks	INTs	PBU	TFL	QBH	FF/FR	Special Teams
2010 (Min)	11/0	5	2	7	0.0	0	0	0	5	0/0	8
2011 (Min)	16/0	12	3	15	4.0	0	2	4	8	0/1	18
2012 (Min)	16/1	21	15	36	8.0	1 (29t)	3	10	27	0/2	7
Playoffs	1/0	3	1	4	1.0	0	0	1	1	0/0	0
2013 (Min)	16/0	19	11	30	5.5	0	1	9	27	1/0	2
2014 (Min)	16/16	46	29	75	12.0	0	2	21	70	1/0	0
2015 (Min)	15/15	27	22	49	10.5	0	4	17	76	1/0	0
Playoffs	1/1	4	2	6	1.0	0	0	2	9	0/0	0
2016 (Min)	16/16	41	20	61	8.0	0	1	10	68	2/3	0
2017 (Min)	15/15	36	11	47	13.0	0	1	16	71	3/0	0
Playoffs	2/2	4	0	4	1.0	0	1	1	5	1/0	0
2018 (Min)	11/10	27	12	39	5.5	0	1	8	32	0/0	0
Total	132/73	230	125	355	66.5	1 (29t)	15	95	387	8/6	35
Playoffs	4/3	11	3	14	3.0	0	1	4	16	1/0	0

SINGLE-GAME CAREER HIGHS (* - playoffs)

Tackles 10 vs. Dallas, 12/1/16	Forced Fumble 1 7x, last vs. New Orleans, 1/14/18*
Solo Tackles 8 vs. Dallas, 12/1/16	Fumble Recovery 1 5x, last vs. Dallas, 12/1/16
Sacks 3.0 3x, last at Carolina, 9/25/16	QB Hurries 11 2x, last vs. Detroit, 10/1/17
Interception 1 at St. Louis, 12/16/12	Pass Breakup 1 16x, last at Detroit, 12/23/18
Long INT Return 29t at St. Louis, 12/16/12	Sp. Teams Tackles 3 2x, last vs. Green Bay, 10/23/11
Tackles for Loss 3 5x, last at Carolina, 9/2/16	

GRIFFEN'S SACKS (*Playoffs)

GAME	QB	SACKS
vs. Tampa Bay, 9/18/11.....	Josh Freeman.....	1.0
@ Kansas City, 10/2/11.....	Matt Cassel.....	1.0
vs. Green Bay, 10/13/11.....	Aaron Rodgers.....	1.0
@ Atlanta, 11/27/11.....	Matt Ryan.....	1.0
@ Indianapolis, 9/16/12.....	Andrew Luck.....	1.0
@ Detroit, 9/30/12.....	Matthew Stafford.....	2.0
vs. Detroit, 11/11/12.....	Matthew Stafford.....	1.0
vs. Chicago, 12/9/12.....	Jay Cutler.....	1.0
vs. Green Bay, 12/30/12.....	Aaron Rodgers.....	3.0
@ Green Bay, 1/5/13*.....	Aaron Rodgers.....	1.0
vs. Pittsburgh, 9/29/13.....	Ben Roethlisberger.....	1.0
@ Dallas, 11/3/13.....	Tony Romo.....	1.0
vs. Washington, 11/7/13.....	Robert Griffin III.....	1.0
@ Cincinnati, 12/22/13.....	Andy Dalton.....	1.5
vs. Detroit, 12/29/13.....	Matthew Stafford.....	1.0
@ St. Louis, 9/7/14.....	Austin Davis.....	2.0
@ Green Bay, 10/2/14.....	Aaron Rodgers.....	1.0
vs. Detroit, 10/12/14.....	Matthew Stafford.....	1.0
@ Buffalo, 10/19/14.....	Kyle Orton.....	3.0
@ Tampa Bay, 10/26/14.....	Mike Glennon.....	1.0
vs. Washington, 11/2/14.....	Robert Griffin III.....	1.0
vs. Carolina, 11/30/14.....	Cam Newton.....	2.0
vs. NY Jets, 12/7/14.....	Geno Smith.....	1.0
@ San Francisco, 9/14/15.....	Colin Kaepernick.....	0.5
vs. Detroit, 9/20/15.....	Matthew Stafford.....	1.0
vs. San Diego, 9/27/15.....	Philip Rivers.....	1.5
at Detroit, 10/25/15.....	Matthew Stafford.....	1.5
at Oakland, 11/15/15.....	Derek Carr.....	1.0
vs. Green Bay, 11/22/15.....	Aaron Rodgers.....	1.0
at Atlanta, 11/29/15.....	Matt Ryan.....	1.0
at Arizona, 12/10/15.....	Carson Palmer.....	1.0
at Green Bay, 1/3/16.....	Aaron Rodgers.....	2.0
vs. Seattle, 1/10/16*.....	Russell Wilson.....	1.0
vs. Green Bay, 9/18/16.....	Aaron Rodgers.....	1.0
at Carolina, 9/25/16.....	Cam Newton.....	3.0
at Chicago, 10/31/16.....	Jay Cutler.....	1.0
vs. Detroit, 11/6/16.....	Matthew Stafford.....	1.0
at Jacksonville, 12/11/16.....	Blake Bortles.....	2.0
vs. New Orleans, 9/11/17.....	Drew Brees.....	1.0
at Pittsburgh, 9/17/17.....	Ben Roethlisberger.....	2.0
vs. Tampa Bay, 9/24/17.....	Jameis Winston.....	1.0
vs. Detroit, 10/1/17.....	Matthew Stafford.....	1.0
at Chicago, 10/9/17.....	Mitchell Trubisky.....	1.0
vs. Green Bay, 10/15/17.....	Brett Hundley.....	1.0
vs. Baltimore, 10/22/17.....	Joe Flacco.....	2.0
vs. Cleveland (UK), 10/29/17.....	DeShone Kizer.....	1.0
at Detroit, 11/23/17.....	Matthew Stafford.....	2.0
at Carolina, 12/10/17.....	Cam Newton.....	1.0
vs. New Orleans, 1/14/18*.....	Drew Brees.....	1.0
vs. San Francisco, 9/9/18.....	Jimmy Garoppolo.....	0.5
at Green Bay, 9/16/18.....	Aaron Rodgers.....	0.5
vs. Detroit, 11/4/18.....	Matthew Stafford.....	1.5
vs. Green Bay, 11/25/18.....	Aaron Rodgers.....	1.0
vs. Miami, 12/16/18.....	Ryan Tannehill.....	1.0
at Detroit, 12/23/18.....	Matthew Stafford.....	1.0
Total		69.5

Griffin's Interception

GAME	QB	INT
@ St. Louis, 12/16/12	Sam Bradford	1 (29t)
Total		1 (29t)

Griffin's 3.0+ Sack Performances (3)

GAME	SACKS
vs. Green Bay, 12/30/12	Aaron Rodgers 3.0
@ Buffalo, 10/19/14	Kyle Orton 3.0
at Carolina, 9/25/16	Cam Newton 3.0

Griffin's Touchdowns

GAME	PLAY
@ St. Louis, 12/16/12	29 INT Return
vs. Carolina, 11/30/14	43 BP Return
vs. Chicago, 1/1/17	20 FR Return
Total	3 (1 INT, 1 BP, 1 FR)

Griffin's Career Game-by-Game (*starts)

2010	MIN	U	A	T	TFL	SK	QH	FF	FR	INT	PD
9/9	@ NO	INACTIVE									
9/19	MIA	INACTIVE									
9/26	DET	INACTIVE									
10/11	@ NYJ	INACTIVE									
10/17	DAL	INACTIVE									
10/24	@ GB	0	0	0	0	0.0	0	0	0	0	0
10/31	@ NE	0	0	0	0	0.0	0	0	0	0	0
11/7	ARI	1	0	1	0	0.0	1	0	0	0	0
11/14	@ CHI	0	0	0	0	0.0	1	0	0	0	0
11/21	GB	3	2	5	0	0.0	1	0	0	0	0
11/28	@ WAS	1	0	1	0	0.0	0	0	0	0	0
12/5	BUF	0	0	0	0	0.0	2	0	0	0	0
12/13	NYG	0	0	0	0	0.0	0	0	0	0	0
12/20	CHI	0	0	0	0	0.0	0	0	0	0	0
12/26	@ PHI	0	0	0	0	0.0	0	0	0	0	0
1/2/11	@ DET	0	0	0	0	0.0	0	0	0	0	0
GP/GS: 11/0		5	2	7	0	0.0	5	0	0	0	0

2011	MIN	U	A	T	TFL	SK	QH	FF	FR	INT	PD
9/11	@ SD	0	0	0	0	0.0	0	0	0	0	0
9/18	TB	1	0	1	1	1.0	0	0	0	0	0
9/25	DET	1	0	1	0	0.0	2	0	0	0	0
10/2	@ KC	1	0	1	1	1.0	1	0	0	0	0
10/9	ARI	0	1	1	0	0.0	0	0	0	0	1
10/16	@ CHI	0	0	0	0	0.0	1	0	0	0	0
10/23	GB	2	0	2	1	1.0	2	0	0	0	0
10/30	@ CAR	0	0	0	0	0.0	1	0	0	0	0
11/14	@ GB	0	1	1	0	0.0	0	0	0	0	0
11/20	OAK	2	1	3	0	0.0	1	0	0	0	0
11/27	@ ATL	1	0	1	1	1.0	0	0	0	0	0
12/4	DEN	1	0	1	0	0.0	0	0	0	0	0
12/11	@ DET	2	0	2	0	0.0	0	0	0	0	0
12/18	NO	1	0	1	0	0.0	0	0	1	0	1
12/24	@ WAS	0	0	0	0	0.0	0	0	0	0	0
1/1/12	CHI	0	0	0	0	0.0	0	0	0	0	0
GP/GS: 16/0		12	3	15	4	4.0	8	0	1	0	2

2012	MIN	U	A	T	TFL	SK	QH	FF	FR	INT	PD
9/9	JAX	0	0	0	0	0.0	2	0	0	0	0
9/16	@ IND	1	1	2	1	1.0	1	0	0	0	0
9/23	SF	0	3	3	0	0.0	0	0	1	0	0
9/30	@ DET	1	2	3	3	2.0	3	0	0	0	0
10/7	TEN	0	0	0	0	0.0	2	0	0	0	0
10/14	@ WAS	1	1	2	0	0.0	0	0	0	0	0
10/21	ARI	1	2	3	0	0.0	1	0	0	0	0
10/25	TB	0	1	1	0	0.0	1	0	0	0	0
11/4	@ SEA	1	1	2	0	0.0	1	0	0	0	0
11/11	DET	3	0	3	1	1.0	2	0	0	0	0
11/25	@ CHI	0	1	1	0	0.0	1	0	0	0	0
12/2	@ GB	4	1	5	0	0.0	1	0	0	0	0
12/9	CHI	3	0	3	1	1.0	1	0	0	0	0
12/16	@ STL	2	1	3	0	0.0	3	0	0	1	1
12/23	@ HOU*	1	1	2	1	0.0	7	0	1	0	1
12/30	GB	3	0	3	3	3.0	1	0	0	0	1
GP/GS: 16/1		21	15	36	10	8.0	27	0	2	1	3

2012 Playoffs

1/5/13	@ GB*	3	1	4	1	1.0	1	0	0	0	0
--------	-------	---	---	---	---	-----	---	---	---	---	---

2013	MIN	U	A	T	TFL	SK	QH	FF	FR	INT	PD
9/9	@ DET	0	0	0	0	0.0	1	0	0	0	0
9/15	@ CHI	1	3	4	0	0.0	0	0	0	0	1
9/22	CLE	1	1	2	0	0.0	2	0	0	0	0
9/29	PIT	2	0	2	2	1.0	2	1	0	0	0
10/13	CAR	1	0	1	1	0.0	1	0	0	0	0
10/21	@ NYG	2	0	2	0	0.0	1	0	0	0	0
10/27	GB	0	0	0	0	0.0	2	0	0	0	0
11/3	@ DAL	1	0	1	1	1.0	0	0	0	0	0
11/7	WAS	1	0	1	1	1.0	3	0	0	0	0
11/17	@ SEA	0	1	1	0	0.0	0	0	0	0	0
11/24	@ GB	0	2	2	0	0.0	0	0	0	0	0
12/1	CHI	1	1	2	0	0.0	2	0	0	0	0
12/8	@ BAL	3	2	5	0	0.0	6	0	0	0	0
12/15	PHI	0	0	0	0	0.0	3	0	0	0	0
12/22	@ CIN	5	1	6	3	1.5	2	0	0	0	0
12/29	DET	1	0	1	1	1.0	2	0	0	0	0
GP/GS: 16/0		19	11	30	9	5.5	27	1	0	0	1

2014	MIN	U	A	T	TFL	SK	QH	FF	FR	INT	PD
9/7	@ STL*	3	0	3	2	2.0	4	0	0	0	0
9/14	NE*	1	1	2	0	0.0	0	0	0	0	0
9/21	@ NO*	3	2	5	0	0.0	2	0	0	0	0
9/28	ATL*	2	2	4	0	0.0	3	0	0	0	0
10/2	@ GB*	1	2	3	1	1.0	0	0	0	0	0
10/12	DET*	3	3	6	1	1.0	6	0	0	0	0
10/19	@ BUF*	7	1	8	3	3.0	3	1	0	0	0
10/26	@ TB*	6	1	7	2	1.0	8	0	0	0	0
11/2	WAS*	3	1	4	4	1.0	8	0	0	0	0
11/16	@ CHI*	2	2	4	1	0.0	3	0	0	0	1
11/23	GB*	2	3	5	2	0.0	1	0	0	0	0
11/30	CAR*	3	2	5	2	2.0	6	0	0	0	0
12/7	NYJ*	3	3	6	2	1.0	7	0	0	0	1
12/14	@ DET*	1	4	5	0	0.0	4	0	0	0	0
12/21	@ MIA*	1	0	1	0	0.0	6	0	0	0	0
12/28	CHI*	5	2	7	1	0.0	9	0	0	0	0
GP/GS: 16/16		46	29	75	21	12.0	70	1	0	0	2

2015	MIN	U	A	T	TFL	SK	QH	FF	FR	INT	PD
9/14	@ SF*	3	2	5	0	0.5	1	0	0	0	0
9/20	DET*	1	2	3	1	1.0	5	0	0	0	0
9/27	SD*	2	2	4	3	1.5	10	0	0	0	1
10/4	@ DEN*	3	0	3	0	0.0	2	0	0	0	0
10/18	KC	INACTIVE									
10/25	@ DET*	1	1	2	2	1.5	6	0	0	0	0
11/1	@ CHI*	1	2	3	1	0.0	4	0	0	0	0
11/8	STL*	2	1	3	1	0.0	5	0	0	0	0
11/15	@ OAK*	1	4	5	1	1.0	5	0	0	0	1
11/22	GB*	1	3	4	2	1.0	4	0	0	0	1
11/29	@ ATL*	1	1	2	1	1.0	5	0	0	0	0
12/6	SEA*	2	0	2	0	0.0	0	0	0	0	0
12/10	@ AZ*	1	1	2	1	1.0	9	0	0	0	0
12/20	CHI*	1	0	1	0	0.0	5	0	0	0	0
12/27	NYC*	2	2	4	1	0.0	6	0	0	0	1
1/3/16	@ GB*	5	1	6	3	2.0	9	1	0	0	0
GP/GS: 15/15		27	22	49	17	10.5	76	1	0	0	4

2015 Playoffs

1/10/16	SEA*	4	2	6	2	1.0	9	0	0	0	0
---------	------	---	---	---	---	-----	---	---	---	---	---

2016	MIN	U	A	T	TFL	SK	QH	FF	FR	INT	PD
9/11	@ TEN*	3	0	3	0	0.0	5	0	0	0	0
9/18	GB*	2	1	3	2	1.0	5	1	0	0	0
9/25	@ CAR*	3	1	4	3	3.0	9	0	0	0	0
10/3	NYG*	1	0	1	0	0.0	0	0	0	0	0
10/9	HOU*	0	4	4	0	0.0	11	0	0	0	0
10/23	@ PHI*	2	1	3	0	0.0	2	0	0	0	0
10/31	@ CHI*	5	0	5	1	1.0	3	0	0	0	0
11/6	DET*	5	2	7	2	1.0	4	0	0	0	0
11/13	@ WAS*	2	4	6	0	0.0	5	0	1	0	0
11/20	ARI*	1	1	2	0	0.0	3	0	0	0	0
11/24	@ DET*	1	1	2	0	0.0	3	0	0	0	0
12/1	DAL*	8	2	10	0	0.0	5	1	1	0	0
12/11	@ JAX*	3	0	3	2	2.0	7	0	0	0	1
12/18	IND*	2	1	3	0	0.0	1	0	0	0	0
12/24	@ GB*	1	1	2	0	0.0	3	0	0	0	0
1/1/17	CHI*	2	1	3	0	0.0	2	0	1	0	0
GP/GS: 16/16		41	20	61	10	8.0	68	2	3	0	1

2017	MIN	U	A	T	TFL	SK	QH	FF	FR	INT	PD
9/11	NO*	5	1	6	1	1.0	3	0	0	0	0
9/17	@ PIT*	4	0	4	2	2.0	7	0	0	0	0
9/24	TB*	1	0	1	1	1.0	4	0	0	0	0
10/1	DET*	4	1	5	2	1.0	11	0	0	0	0
10/9	@ CHI*	2	0	2	2	1.0	2	1	0	0	0
10/15	GB*	3	1	4	1	1.0	4	0	0	0	0
10/22	BAL*	5	1	6	2	2.0	4	1	0	0	0
10/29	@ CLE*	1	1	2	1	1.0	8	0	0	0	0
11/12	@ WAS	INACTIVE									
11/19	LAR*	1	1	2	1	0.0	0	0	0	0	0
11/23	@ DET*	4	0	4	2	2.0	7	1	0	0	0
12/3	@ ATL*	1	0	1	0	0.0	5	0	0	0	0
12/10	@ CAR*	2	3	5	1	1.0	4	0	0	0	0
12/17	CIN*	2	1	3	0	0.0	5	0	0	0	0
12/23	@ GB*	0	1	1	0	0.0	3	0	0	0	0
12/31	CHI*	1	0	1	0	0.0	4	0	0	0	1
GP/GS: 15/15		36	11	47	16	13.0	71	3	0	0	1
2017 Playoffs											
1/14/18	NO*	2	0	2	1	1.0	3	1	0	0	1
1/21/18	@ PHI*	2	0	2	0	0.0	2	0	0	0	0
GP/GS: 2/2		4	0	4	1	1.0	5	1	0	0	1

2018	MIN	U	A	T	TFL	SK	QH	FF	FR	INT	PD
9/9	SF*	1	3	4	1	0.5	7	0	0	0	1
9/16	@ GB*	3	0	3	1	0.5	6	0	0	0	0
9/23	BUF	INACTIVE									
9/27	@ LAR	INACTIVE									
10/7	@ PHI	INACTIVE									
10/14	ARI	INACTIVE									
10/21	@ NYJ	INACTIVE									
10/28	NO	1	1	2	0	0.0	1	0	0	0	0
11/4	DET*	3	1	4	2	1.5	7	0	0	0	0
11/18	@ CHI*	3	1	4	0	0.0	0	0	0	0	0
11/25	GB*	1	1	2	1	1.0	4	0	0	0	0
12/2	@ NE*	5	1	6	0	0.0	0	0	0	0	0
12/10	@ SEA*	2	1	3	0	0.0	0	0	0	0	0
12/16	MIA*	3	0	3	2	1.0	4	0	0	0	0
12/23	@ DET*	1	1	2	1	1.0	2	0	0	0	0
12/30	CHI*	4	2	6	0	0.0	2	0	0	0	0
GP/GS: 11/10		27	12	39	8	5.5	33	0	0	0	1



In honor of the National Day of Service and Remembrance of September 11, Griffin and teammates met with local officers, touring their facilities and learning about their day-to-day responsibilities.



30

C.J. HAM

POSITION: Fullback

HEIGHT/WEIGHT: 5-11/235

DOB: 7-22-93

HOMETOWN: Duluth, MN

COLLEGE: Augustana (SD)

ACQUIRED: UDFA 2016

NFL SEASON: 3

VIKINGS SEASON: 3

2018 GP/GS
15/2

Career GP/GS
31/3

Playoffs GP/GS
2/0

• Converted to fullback after standing out as a running back in college. Appeared in 31 consecutive games before missing Week 17 of the 2018 season with injury.

• Played at Division II Augustana College in Sioux Falls, SD, helping the Vikings advance to the NCAA playoffs, and led the Northern Sun Conference in rushing yards and TDs.

OFF THE FIELD Earned degree in physical education and health in spring 2016...Aspires to a career in mentoring youth and working with non-profit organizations...Grandfather was a Golden Gloves boxer and a Navy veteran...Cousin serves in the U.S. Army...Wife Stephanie played soccer at Augustana...The couple has two daughters, Skylar and Stella...The couple surprised a family from the Boys and Girls Clubs with Christmas gifts and a dinner at the team's facility in December 2018.

HONORS Named the Minnesota Vikings 2018 Special Teams Player of the Year after recording 7 special teams tackles on the season.

PRO Signed to the Vikings active roster on 12/23/16 and dressed for his 1st game at Green Bay (12/24/16)...Signed to Minnesota's practice squad on 9/4/16 after being released by the team on 9/3/16...Joined Vikings on May 10, 2016, following Vikings rookie camp, signing with the team as a free agent after competing in the rookie camp on a tryout basis...Joins fellow Minnesota high school products Adam Thielen (Detroit Lakes) and Brandon Zylstra (Spicer) on the Vikings roster.

2018 Played in 15 games in his second season, starting 2... Finished the season with 6 carries for 8 yards and 11 receptions for 85 yards...Inactive with an elbow injury vs. Chicago (12/30)... At Detroit (12/23), started his 2nd game of the season and took 1 carry for 1 yard before exiting with a elbow injury...Made 1

ST tackle vs. Miami (12/16)...Appeared on offense and made 1 ST tackle at Seattle (12/10)...Caught 2 passes for 11 yards and wrapped up 1 ST tackle at New England (12/2)...Recorded 1 carry, 1 reception for 13 yards and 1 ST tackle vs. Green Bay (11/25)...Played his 25th career game vs. Detroit (11/4), appearing on offense and wrapping up 1 ST tackle...Made his 1st start of the 2018 season vs. New Orleans (10/28), rushing 2 times for 1 yard and contributing on special teams...Rushed 1 time for 1 yard and recorded 1 ST tackle vs. Arizona (10/14)...Caught 1 pass for 7 yards while adding a ST tackle at Philadelphia (10/7)...Snagged 2 catches for 7 yards at Los Angeles (9/27)...Caught 5 passes for 47 yards vs. Buffalo (9/23), both career highs...Carried the ball for 5 yards and a first down to keep a fourth-quarter scoring drive alive at Green Bay (9/16).

2017 Appeared in all 16 games as the only FB on roster... Totaled 81 yards from scrimmage on 14 touches (7 receptions, 7 rushes) on the season...Played on offense and special teams at Philadelphia (1/21/18)...Appeared in his 1st career playoff game, vs. New Orleans (1/14/18) in the Divisional Round, recording a career-long rush of 7 yards as the Vikings clinched a berth in the NFC title game for the first time since 2009... Hauled in 1 pass for 6 yards vs. Chicago (12/31)...Made 1st career start vs. Cincinnati (12/17) and made a ST tackle as the Vikings clinched the NFC North title...Tied career-long with a 12-yard reception and added a key 1-yard rush on 3rd down as well as corralling 2 special teams tackles at Atlanta (12/3)...Posted a special teams tackle at Detroit (11/23) on Thanksgiving Day...Set new career-highs with 3 carries for 8 yards vs. Los Angeles (11/19)...Had 1 carry for 3 yards, converting a key 3rd down late in the Vikings win at Washington (11/12)... Contributed on offense and special teams vs. Cleveland (10/29) at Twickenham Stadium in London, England as a part of the NFL's International Series...Hauled in a 12-yard pass vs. Baltimore (10/22) tying a career long and added a career best 3 special teams tackles...Contributed on offense with his 1st NFL reception (12 yards) and added a special teams tackle vs. Tampa Bay (9/24)... Earned his 1st career NFL carry and ran it into the endzone from a yard out for his 1st career NFL TD at Pittsburgh (9/17/17)...Saw his 1st career NFL action vs. New Orleans (9/11), appearing on 9 plays on offense and 18

on special teams.

2016 Inactive vs. Chicago (1/1/17)...Elevated to the Vikings 53-man roster on 12/23 and was active, but did not play, at Green Bay (12/24)...Joined the Vikings practice squad on 9/4.

COLLEGE Played at Division II Augustana College in Sioux Falls, SD, helping the Vikings advance to the NCAA playoffs, and led the Northern Sun Conference in rushing yards and TDs...Notched career-high 1,097 rushing yards as a senior and 16 TDs, matching the school record for rushing TDs, and becoming only 4th Augustana RB to top the 1,000-yard plateau...Started all 12 games as a senior and had career-high 160 yards on the ground against Southwest Minnesota State...Ran for 2,662 yards in his career and 29 rushing TDs along with 96 catches for 949 yards and 6 TDs in 43 career games...Played in NSIC along with fellow Viking WR Adam Thielen.

PREP Twice named all-conference and rushed for more than 1,800 yards combined as a junior and senior at Duluth Denfeld H.S.Also starred in track and field.

R U D-?

The Vikings have 3 players who have been fighting an uphill battle after playing collegiately at smaller Division II or DIII institutions. Adam Thielen is the Vikings leader among the small-school players with 80 career games and 46 starts. FB C.J. Ham started as a rookie minicamp college tryout in 2016 ,and WR Brandon Zylstra is entering his 2nd season in the NFL after joining the Vikings after 2 years in the CFL. Zylstra had Vikings connections before joining the team in 2018. He was teammates at Augustana College in Sioux Falls, SD for 2 seasons with Vikings FB C.J. Ham before he transferred to Division III Concordia College in Moorhead, MN, a member of the Minnesota Intercollegiate Athletic Conference.

DIVISION II AND DIVISION III VIKINGS

PLAYER, SCHOOL	CAREER GP/GS
Adam Thielen, Minnesota State, Mankato	80/46
C.J. Ham, RB, Augustana	31/3
Brandon Zylstra, Concordia (MN) III; Augustana II	16/0



C.J. Ham, one of three native Minnesotans on the Vikings 2019 roster, starred as a running back, linebacker and defensive line-man for the Duluth Denfeld Hunters. (Photo courtesy of Clint Austin, Duluth News Tribune)

HAM'S NFL TOTALS

Year	GP/GS	RUSHING					RECEIVING					STT
		Att.	Yds.	Avg.	Lg.	TD	No.	Yds.	Avg.	Lg.	TD	
2016 (Min)	0/0	0	0	0.0	0	0	0	0	0.0	0	0	0
2017 (Min)	16/1	7	13	1.9	3	1	7	68	9.7	12	0	15
Playoffs	2/0	1	7	7.0	7	0	0	0	0.0	0	0	1
2018 (Min)	15/2	6	8	1.3	5	0	11	85	7.7	17	0	7
Total	31/3	13	21	1.6	5	1	18	153	8.5	17	0	22
Playoffs		1	7	7.0	7	0	0	0	0.0	0	0	0

SINGLE-GAME CAREER HIGHS (* - playoffs)

Rushing Attempts	3	vs. Los Angeles, 11/19/17	Receptions	5	vs. Buffalo, 9/23/18
Rushing Yards	8	vs. Los Angeles, 11/19/17	Long Reception	17	vs. Buffalo, 9/23/18
Long Rush	7	vs. New Orleans, 1/14/18*	ST Tackles	3	vs. Baltimore, 10/22/17
Rushing TD	1	at Pittsburgh, 9/17/17			

HAM'S TOUCHDOWNS

GAME	PLAY
at Pittsburgh, 9/17/17	1 rush
Total	1 (1 rushing)

HAM'S CAREER GAME-BY-GAME (*starts; games with 100+ rushing yards in bold)

2017	MIN	RUSHING					RECEIVING				
		Att.	Yards	Avg.	Long	TD	No.	Yards	Avg.	Long	TD
9/11	NO	0	0	0.0	0	0	0	0	0.0	0	0
9/17	@ PIT	1	1	1.0	1	1	0	0	0.0	0	0
9/24	TB	0	0	0.0	0	0	1	12	12.0	12	0
10/1	DET	0	0	0.0	0	0	0	0	0.0	0	0
10/9	@ CHI	1	0	0.0	0	0	1	11	11.0	11	0
10/15	GB	0	0	0.0	0	0	0	0	0.0	0	0
10/22	BAL	0	0	0.0	0	0	1	12	12.0	12	0
10/29	@ CLE	0	0	0.0	0	0	0	0	0.0	0	0
11/12	@ WAS	1	3	3.0	3	0	0	0	0.0	0	0
11/19	LAR	3	8	2.7	3	0	0	0	0.0	0	0
11/23	@ DET	0	0	0.0	0	0	0	0	0.0	0	0
12/3	@ ATL	1	1	1.0	1	0	1	12	12.0	12	0
12/10	@ CAR	0	0	0.0	0	0	1	9	9.0	9	0
12/17	CIN*	0	0	0.0	0	0	1	6	6.0	6	0
12/23	@ GB	0	0	0.0	0	0	0	0	0.0	0	0
12/31	CHI	0	0	0.0	0	0	1	6	6.0	6	0
GP/GS: 16/1		7	13	2.0	3	1	7	68	9.7	12	0
2017 Playoffs											
1/14/18	NO	1	7	7.0	7	0	0	0	0.0	0	0
1/21/18	@ PHI	0	0	0.0	0	0	0	0	0.0	0	0
GP/GS: 2/0		1	7	7.0	7	0	0	0	0.0	0	0

2018	MIN	Att.	Yards	Avg.	Long	TD	No.	Yards	Avg.	Long	TD
9/9	SF	0	0	0.0	0	0	0	0	0.0	0	0
9/16	@ GB	1	5	5.0	5	0	0	0	0.0	0	0
9/23	BUF	0	0	0.0	0	0	5	47	9.4	17	0
9/27	@ LAR	0	0	0.0	0	0	2	7	3.5	6	0
10/7	@ PHI	0	0	0.0	0	0	1	7	7.0	7	0
10/14	ARI	1	1	1.0	1	0	0	0	0.0	0	0
10/21	@ NYJ	0	0	0.0	0	0	0	0	0.0	0	0
10/28	NO*	2	1	0.5	1	0	0	0	0.0	0	0
11/4	DET	0	0	0.0	0	0	0	0	0.0	0	0
11/18	@ CHI	0	0	0.0	0	0	0	0	0.0	0	0
11/25	GB	1	0	0.0	0	0	1	13	13.0	13	0
12/2	@ NE	0	0	0.0	0	0	2	11	5.5	6	0
12/10	@ SEA	0	0	0.0	0	0	0	0	0.0	0	0
12/16	MIA	0	0	0.0	0	0	0	0	0.0	0	0
12/23	@ DET	1	1	1.0	1	0	0	0	0.0	0	0
12/30	CHI	INACTIVE									
GP/GS: 15/2		6	8	1.3	5	0	11	85	7.7	17	0



41

ANTHONY HARRIS

POSITION: Safety
HEIGHT/WEIGHT: 6-1/202
DOB: 10-9-91
HOMETOWN: Chesterfield, VA

COLLEGE: Virginia
ACQUIRED: UDFA 2015
NFL SEASON: 5
VIKINGS SEASON: 5

2018 GP/GS
 15/9

Career GP/GS
 51/17

Playoffs GP/GS
 3/1

• Has a career-high 3 INTs in 2018, including a career-best 2 INT at Chicago on 11/18/18.

• Started a career-high 9 games in 2018.

OFF THE FIELD Earned degree in sociology in December 2014...Has frequented community service events during his time in Minnesota...Spoke alongside teammate Stephen Weatherly on a panel at the 2019 Unsung Heroes Luncheon, addressing the issue of domestic violence...Helped host a pet adoption event at the Animal Humane Society in Golden Valley, where he decided to adopt 2 cats...Visited his alma mater, Lloyd C. Bird HS, to speak to students about success and making good choices during the 2017 offseason...Supports and mentors AAU girls basketball team, Team Loaded, in Richmond, VA...Owns a Cyrotherapy business, CyroVA, in the Richmond, Virginia area...His grandfather is an Army veteran.

PRO Started the final 9 games of the 2018 season (a career high), posting career highs in tackles (43) and INTs (3)...Started 3 games and appeared in all 16, contributing on special teams and the NFL's top-ranked defense in 2017...Registered career highs with 39 tackles, 29 solo stops, 9 special teams tackles and his 1st-career FR in 16 games (3 starts) in 2016...Set a career high with 16 tackles in his 4th career start vs. Indianapolis (12/18/16)...Moved from Vikings practice squad to the 53-man roster for the game at Arizona (12/10/15) on *Thursday Night Football* and started the contest...Only Vikings rookie free agent in 2015 to start a game...Spent opening 12 games of the season on Vikings practice squad...Originally joined Vikings as a rookie free agent.

2018 Took over the starting SS role in 2018, starting 9 of the 15 games he appeared in...Finished the season with a career-high 43 total tackles (31 solo), 3 INTs and 6 PBUs...Made 5 solo tackles vs. Chicago (12/30)...Logged 5 solo tackles at Detroit (12/23), his 50th career game appearance...Made 3 total tackles (2 solo) and forced 1 QBH vs. Miami (12/16)...Secured a season-high 8 total tackles (6 solo) along with 1 ST tackle at Seattle (12/10)...Wrapped up 7 total tackles (5 solo) and logged 1 PBU at New England (12/2)...Made 2 tackles (1 solo) vs. Green Bay (11/25)...Started at SS at Chicago (11/18), intercepting Mitchell Trubisky 2 times for his 1st career multi-INT game and recording 4 tackles (3 solo) and 3 PBUs...Made his 10th career start vs. Detroit (11/4), finishing with 5 total tackles (3 solo) while playing every defensive snap and contributing on special teams...Started his 1st game of the season vs. New Orleans (10/28), wrapping up 2 tackles (1 solo) and 1 ST tackle...Made 1 assisted tackle and 1 ST tackle at New York (10/21)...Turned in a productive outing vs. Arizona (10/14), picking off Josh Rosen in the 3rd quarter for his 1st career INT and finishing with 1 assisted tackle, 1 QBH, 1 INT, 2 PBUs, and 3 ST tackles.

2017 Tied his career high with 3 starts while appearing in all 16 games...Had 16 tackles, 1 PD 1 FF, 2 FRs and 8 special teams tackles on the season...Totaled 6 tackles (5 solo) and a ST tackle at Philadelphia (1/21/18)...Made 4 tackles (2 solo) filling in for injured Andrew Sendejo in the Vikings Divisional Round

playoff win vs. New Orleans (1/14)...Saw action on defense and special teams, totaling 1 assisted tackle vs. Cincinnati (12/17) to help the club clinch the NFC North title...Appeared on special teams at Detroit (11/23) on Thanksgiving Day...Started his 3rd game of the season and led the team with 7 tackles (6 solo) and added a game-changing forced fumble which he recovered for his 2nd FR of the season vs. Los Angeles Rams (11/19)...Made his 2nd start of the season and compiled 6 tackles (4 solo) and the 2nd FR of his career vs. Cleveland (10/29) at Twickenham Stadium in London, England as a part of the NFL's International Series...Started in place of injured S Andrew Sendejo vs. Green Bay (10/15), totaling 2 solo tackles and a special teams tackle...Appeared on special teams vs. Detroit (10/1), vs. Tampa Bay (9/24), at Pittsburgh (9/17) and in the season opener vs. New Orleans (9/11).

2016 Started a career-high 3 games, competing in all 16 contests, and posted 39 tackles (29 solo), 1 PD and 1 FR for the NFL's 3rd-ranked defense (314.9 ypg)...Started and recorded 11 tackles (6 solo) and his 1st-career FR vs. Chicago (1/1/17)...Tallied 1 special teams stop at Green Bay (12/24)...Registered a team- and career-high 16 tackles (13 solo) and 1 PD in his 4th career start vs. Indianapolis (12/18)...Saw action on special teams in his 3rd career start at Jacksonville (12/11)...Competed on special teams and from scrimmage vs. Dallas (12/1)...Notched 1 special teams stop at Detroit (11/24)...Saw action on special teams vs. Arizona (11/20)...Notched a special teams tackle at Washington (11/13)...Tallied 1 solo stop vs. Detroit (11/6)...Saw extended action on defense in the absence of starter Andrew Sendejo and recorded a season-high 4 tackles (2 solo) at Chicago (10/31).

2015 Started 2 games and played in the final 4 of the regular season and the playoff game vs. Seattle (1/10/16)...Moved from practice squad to 53-man roster due to injuries in defensive backfield and started the 1st game he played in, at Arizona (12/10), matching a Vikings team record with 6 rookies starting in the game (T.J. Clemmings, WR Stefon Diggs, CB Trae Waynes, LB Eric Kendricks, LB Edmond Robinson, S Anthony Harris)...Notched career-high 10 tackles in Arizona game...Started again vs. Chicago (12/20) in place of injured Harrison Smith...Joined only QB Taylor Heinicke as the only Vikings rookie free agents to make the 53-man roster during the season...Competed during training camp and preseason for roster spot but was released in final roster cuts on 9/5, signed to practice squad on 9/6.

COLLEGE Started 35 of his 49 career games played at Virginia...Ended career ranked 10th in school history with 11 INTs...Named 1st-Team All-ACC as a junior and earned 2nd-Team Walter Camp All-America honors when he had career-high 8 INTs...His 8 picks were most by a Cavalier since Ronde Barber in 1994...Set school record as a junior with an INT in 5 straight games...As a senior, earned 3rd-Team All-ACC when he posted career-high 108 tackles and started all 12 games...Ended college career with 289 tackles, 2.0 sacks, 11 INTs, 2 FFs.

PREP Standout at QB, WR and DB at Lloyd C. Bird High in Chesterfield, VA...Earned All-State honors as a junior and senior at DB...Notched more than 1,000 passing yards and 800 rushing yards as a junior QB...Started on the basketball team.

HARRIS' NFL TOTALS

Year	GP/GS	Solo	Asst.	Total	Sacks	INTs	PBU	TFL	QBH	FF/FR	Special Teams
2015 (Min)	4/2	11	7	18	0.0	0	2	0	0	0/0	0
Playoffs	1/0	0	0	0	0.0	0	0	0	0	0/0	0
2016 (Min)	16/3	29	10	39	0.0	0	1	0	0	0/1	9
2017 (Min)	16/3	12	4	16	0.0	0	1	0	0	1/2	8
Playoffs	2/1	7	3	10	0.0	0	0	0	0	0	3
2018 (Min)	15/9	31	12	43	0.0	3	6	0	2	0/0	6
Total	51/17	83	33	116	0.0	3	10	0	2	1/3	23
Playoffs	3/1	7	3	10	0.0	0	0	0	0	0/0	3

SINGLE-GAME CAREER HIGHS (* - playoffs)

Tackles	16	vs. Indianapolis, 12/18/16	Forced Fumble	1	vs. LA Rams, 11/19/17
Solo Tackles	13	vs. Indianapolis, 12/18/16	Fumble Recovery	1	3x, last vs. LA Rams, 11/19/17
Interception	2	at Chicago, 11/18/18	QB Hurry	1	2x, last vs. Miami, 12/16/18
Passes Defended	3	at Chicago, 11/18/18	Sp. Teams Tackles	3	vs. Arizona, 10/14/18

HARRIS' INTERCEPTIONS

GAME	QB	INT (Yds)
vs. Arizona Cardinals	Josh Rosen	1 (0)
vs. Chicago Bears	Mitchell Trubisky	2 (33)
Total		3 (33)

HARRIS' CAREER GAME-BY-GAME (*starts)

2015	MIN	U	A	T	TFL	SK	QH	FF	FR	INT	PD
9/14	@ SF	PRACTICE SQUAD									
9/20	DET	PRACTICE SQUAD									
9/27	SD	PRACTICE SQUAD									
10/4	@ DEN	PRACTICE SQUAD									
10/18	KC	PRACTICE SQUAD									
10/25	@ DE	PRACTICE SQUAD									
11/1	@ CHI	PRACTICE SQUAD									
11/8	STL	PRACTICE SQUAD									
11/15	@ OAK	PRACTICE SQUAD									
11/22	GB	PRACTICE SQUAD									
11/29	@ ATL	PRACTICE SQUAD									
12/6	SEA	PRACTICE SQUAD									
12/10	@ AZ*	6	4	10	0	0.0	0	0	0	0	1
12/20	CHI*	4	1	5	0	0.0	0	0	0	0	1
12/27	NYG	1	2	3	0	0.0	0	0	0	0	0
1/3/16	@ GB	0	0	0	0	0.0	0	0	0	0	0
GP/GS: 4/2		11	7	18	0	0.0	0	0	0	0	2
2015 PLAYOFFS											
1/10/16	SEA*	0	0	0	0	0.0	0	0	0	0	0

2016	MIN	U	A	T	TFL	SK	QH	FF	FR	INT	PD
9/11	@ TEN	0	0	0	0	0.0	0	0	0	0	0
9/18	GB	0	0	0	0	0.0	0	0	0	0	0
9/25	@ CAR	0	0	0	0	0.0	0	0	0	0	0
10/3	NYG	0	0	0	0	0.0	0	0	0	0	0
10/9	HOU	0	0	0	0	0.0	0	0	0	0	0
10/23	@ PHI	0	0	0	0	0.0	0	0	0	0	0
10/31	@ CHI	2	2	4	0	0.0	0	0	0	0	0
11/6	DET	1	0	1	0	0.0	0	0	0	0	0
11/13	@ WAS	0	0	0	0	0.0	0	0	0	0	0
11/20	ARI	0	0	0	0	0.0	0	0	0	0	0
11/24	@ DET	0	0	0	0	0.0	0	0	0	0	0
12/1	DAL	0	0	0	0	0.0	0	0	0	0	0
12/11	@ JAX*	7	0	7	0	0.0	0	0	0	0	0
12/18	IND*	13	3	16	0	0.0	0	0	0	0	1
12/24	@ GB	0	0	0	0	0.0	0	0	0	0	0
1/1/17	CHI*	6	5	11	0	0.0	0	0	1	0	0
GP/GS: 16/3		29	10	39	0	0.0	0	0	1	0	1

2017	MIN	U	A	T	TFL	SK	QH	FF	FR	INT	PD
9/11	NO	0	0	0	0	0.0	0	0	0	0	0
9/17	@ PIT	0	0	0	0	0.0	0	0	0	0	0
9/24	TB	0	0	0	0	0.0	0	0	0	0	0
10/1	DET	0	0	0	0	0.0	0	0	0	0	0
10/9	@ CHI	0	0	0	0	0.0	0	0	0	0	0
10/15	GB*	2	0	2	0	0.0	0	0	0	0	0
10/22	BAL	0	0	0	0	0.0	0	0	0	0	0
10/29	@ CLE*	4	2	6	0	0.0	0	0	1	0	0
11/12	@ WAS	0	0	0	0	0.0	0	0	0	0	0
11/19	LAR*	6	1	7	0	0.0	0	1	1	0	1
11/23	@ DET	0	0	0	0	0.0	0	0	0	0	0
12/3	@ ATL	0	0	0	0	0.0	0	0	0	0	0
12/10	@ CAR	0	0	0	0	0.0	0	0	0	0	0
12/17	CIN	0	1	1	0	0.0	0	0	0	0	0
12/23	@ GB	0	0	0	0	0.0	0	0	0	0	0
12/31	CHI	0	0	0	0	0.0	0	0	0	0	0
GP/GS: 16/3		12	4	16	0	0.0	0	1	2	0	1
2017 Playoffs											
1/14/18	NO*	2	2	4	0	0.0	0	0	0	0	0
1/21/18	@ PHI	5	1	6	0	0.0	0	0	0	0	0
GP/GS: 2/1		7	3	10	0	0.0	0	0	0	0	0

2018	MIN	U	A	T	TFL	SK	QH	FF	FR	INT	PD
9/9	SF	0	0	0	0	0.0	0	0	0	0	0
9/16	@ GB	0	0	0	0	0.0	0	0	0	0	0
9/23	BUF	0	0	0	0	0.0	0	0	0	0	0
9/27	@ LAR	INACTIVE									
10/7	@ PHI	0	0	0	0	0.0	0	0	0	0	0
10/14	ARI	0	1	1	0	0.0	1	0	0	1	2
10/21	@ NYJ	0	1	1	0	0.0	0	0	0	0	0
10/28	NO*	1	1	2	0	0.0	0	0	0	0	0
11/4	DET*	3	2	5	0	0.0	0	0	0	0	0
11/18	@ CHI*	3	1	4	0	0.0	0	0	0	2	3
11/25	GB*	1	1	2	0	0.0	0	0	0	0	0
12/2	@ NE*	5	2	7	0	0.0	0	0	0	0	1
12/10	@ SEA*	6	2	8	0	0.0	0	0	0	0	0
12/16	MIA*	2	1	3	0	0.0	1	0	0	0	0
12/23	@ DET*	5	0	5	0	0.0	0	0	0	0	0
12/30	CHI*	5	0	5	0	0.0	0	0	0	0	0
GP/GS: 15/9		31	12	43	0	0.0	2	0	0	3	6



87

COLE HIKUTINI

POSITION: Tight End
HEIGHT/WEIGHT: 6-4/240
DOB: 6-11-94
HOMETOWN: Elk Grove, CA

COLLEGE: Louisville
ACQUIRED: PS 2018
NFL SEASON: 3
VIKINGS SEASON: 2

2018 GP/GS

PS

Career GP/GS

4/0

Playoffs GP/GS

0/0

• Spent the entire 2018 regular season as a member of the Vikings practice squad.

OFF THE FIELD Majored in political science at Louisville... Born Cole Kenna Hikutini on 6/11/94 in Wilton, CA...lists bowling as one of his favorite hobbies away from football...last name is pronounced hick-uh-TEA-knee.

PRO Made his NFL debut against Washington on 10/15/17... recorded his first carrier reception against Dallas on 10/22/17... originally signed by San Francisco as an undrafted free agent on 5/4/17.

2018 Spent all 17 weeks of the 2018 season on Minnesota's practice squad...Joined the Vikings practice squad on 9/3/18 after being released by San Francisco during final cuts.

2017 Originally signed as an undrafted free agent on 5/4/17... Waived by San Francisco on 9/2/17...Signed with the 49ers

HIKUTINI'S NFL TOTALS

		RECEIVING				
Year	GP/GS	No.	Yds.	Avg.	Lg.	TD
2017 (SF)	4/0	2	15	7.5	10	0
Total	4/0	2	15	7.5	10	0

SINGLE-GAME CAREER HIGHS (* - playoffs)

Receptions1 2x, last vs. Philadelphia, 10/22/17
Receiving Yards10 vs. Philadelphia, 10/22/17
Long reception10 vs. Philadelphia, 10/22/17

practice squad on 9/3/17...Promoted to the 53-man roster on 10/14/17...Was active in 4 games before being placed on the reserve/injured list on 11/7/17.

COLLEGE Appeared in 24 games (13 starts) and registered 69 recepts. for 1,016 yds. and 11 TDs in 2 seasons at Louisville (2015-16)...In 2016, appeared in 13 games (10 starts) and ranked 5th among TEs in FBS with 49 receptions for 656 yards and 8 TDs....As a junior, appeared in 11 games (3 starts) and totaled 19 recepts. for 348 yds. and 3 TDs...Transferred to Louisville after spending the 2014 season at the City College of San Francisco, where he registered 40 receptions for 658 yards. and 4 TDs. Transferred to CCCC after spending two years at Sacramento State... In 2013, appeared in 9 games (4 starts) and recorded 21 receptions for 204 yds. and 5 TDs. Redshirted in 2012

PREP Attended Pleasant Grove (Elk Grove, CA) HS, where he earned 2nd-Team All-Delta River League honors as a defensive back as a senior. Also caught 27 passes for 536 yds. and 6 TDs.

HIKUTINI'S CAREER GAME-BY-GAME (*starts)

2017	SF	No.	Yards	Avg.	Long	TD
9/10	CAR		PRACTICE SQUAD			
9/17	@ SEA		PRACTICE SQUAD			
9/21	LAR		PRACTICE SQUAD			
10/1	@ ARI		PRACTICE SQUAD			
10/8	@ IND		PRACTICE SQUAD			
10/15	@ WAS	0	0	0.0	0	0
10/22	DAL	1	5	5.0	5	0
10/29	@ PHI	1	10	10.0	0	0
11/5	ARI	0	0	0.0	0	0
11/12	NYG		INJURED RESERVE			
11/26	SEA		INJURED RESERVE			
12/3	@ CHI		INJURED RESERVE			
12/10	@ HOU		INJURED RESERVE			
12/17	TEN		INJURED RESERVE			
12/24	JAX		INJURED RESERVE			
12/31	@ LAR		INJURED RESERVE			
GP/GS: 4/0		2	15	7.5	10	0

VIKINGS PREP SPOTLIGHT HIGHLIGHTS HIGH SCHOOL FOOTBALL

The Vikings began a new tradition in their 1st fall at Twin Cities Orthopedics Performance Center in 2019. The club initiated a series of high school football games, dubbed the Vikings Prep Spotlight.

The team hosted 2 regular-season games and 3 state quarterfinal playoff contests in 2018 to enthusiastic crowds, giving an NFL-level experience to players, coaches and fans. The games, broadcast on local TV (FOX 9 Plus) and radio (KFAN Plus) featured some of the top teams in the state, including eventual state champions Lakeville North (Class 6A) and Owatonna (Class 5A).

The Vikings commitment to youth and high school football will grow moving forward with youth programming, camps and games.

VIKINGS PREP SPOTLIGHT GAMES

2018

9/28.... Farmington 41, Eagan 28
 10/12.... Lakeville North 38, Prior Lake 3
 11/9.... Lakeville North 35, St. Michael-Albertville 8
 11/10.... Owatonna 42, Chaska 27
 11/10.... Elk River 23, Spring Lake Park 21





24
HOLTON HILL

POSITION: Cornerback
HEIGHT/WEIGHT: 6-2/196
DOB: 3-28-97
HOMETOWN: Houston, TX

COLLEGE: Texas
ACQUIRED: UDFA 2018
NFL SEASON: 2
VIKINGS SEASON: 2

- 2018 GP/GS** 16/3 **Career GP/GS** 16/3 **Playoffs GP/GS** 0/0
- Was 1 of 2 undrafted rookies (Brandon Zylstra) to appear in all 16 games during the 2018 season.
 - Recorded his 1st career INT against the New York Jets on 10/21/18.

OFF THE FIELD Majored in corporate communication...son of Sherell and Holton Hill; His father played football at UTEP from 1980-82...Supported two causes during the 2018 My Cause My Cleats campaign, the American Heart Association and the Pancreatic Cancer Action Network...Often goes by his nickname, Hollywood...Coached by fellow Texas alum Jerry Gray and now shares the secondary with former Texas teammates Kris Boyd and Duke Thomas.

PRO Made his first career start vs. New Orleans on 10/28/18...Signed with Minnesota on 4/30/18 as an undrafted free agent.

2018 Appeared in all 16 games in his rookie season, starting 3...Contributed in key moments for the NFL's 3rd-ranked pass defense (218.8 yards allowed per game)...Finished the season with 34 total tackles (29 solo), 1 INT and 9 PBUs...Started his 3rd career game vs. Chicago (12/30) in place of an injured Xavier Rhodes, finishing with 7 tackles (6 solo)...Recorded 1 PBU vs. Miami (12/16)...Made his 2nd start of the season at Seattle (12/10), wrapping up a career-high 8 tackles and recording 1

PBU...Tallied 4 total tackles (2 solo) at New England (12/2)...Finished with 1 solo tackle at Chicago (11/18)...Wrapped up 4 tackles (3 solo) vs. Detroit (1/4)...Made his 1st career start vs. New Orleans (10/28), finishing with 5 solo tackles and 1 PBU as the team held Drew Brees to 120 yards passing...Made his 1st career INT at New York (10/21), picking off Sam Darnold in the 4th quarter. Finished with 3 solo tackles, 1 INT and 2 PD while adding 1 ST tackle and returning 2 kickoffs for 57 yards, including a career long of 30 yards...Made his first career tackle in his NFL debut vs. San Francisco (9/9) while also contributing on special teams.

COLLEGE Competed in 26 career games, including 20 starts over the span of 3 seasons at Texas...Became the 1st player in the past 10 season with both a pick-6 and blocked FG returned for a TD in the same game when playing Maryland (9/2/17)...Became the 3rd player in school history to return an interception for a TD in back-to-back games (Maryland/San Jose State) ...Had a career day against Oklahoma State when he tallied 9 total tackles (8 solo) and a PBU...Suited up for every game as a true freshman, starting 8 games

PREP He was 1 of 6 finalists for the Watkins Award which recognizes the nation's top African-American high school male athlete...Helped his high school to an 11-1 record, making an appearance in the 5A Division 1 regional playoffs in 2013...An All-American coming out of Lamar High School and rated one of the top cornerbacks in the nation.

HILL'S NFL TOTALS

Year	GP/GS	Tackles					INTs	PBU	TFL	QBH	FF/FR	Special
		Solo	Asst.	Total	Sacks							Teams
2018 (Min)	16/3	29	5	34	0.0		1	7	1	0	0/0	3
Totals	16/3	29	5	34	0.0		1	7	1	0	0/0	3

Kickoff Returns

Year	KOR	Yds	Avg	Long	TD
2018 (Min)	3	85	28.3	30	0
Totals	3	85	28.3	30	0

SINGLE-GAME CAREER HIGHS (* - playoffs)

Tackles 8 at Seattle, 12/10/18

Solo Tackles 7 at Seattle, 12/10/18

Interception..... 1 at New York Jets, 10/21/188

Long Kickoff Return.... 30 at New York Jets, 10/21/18

Passes Defensed 3 at Seattle, 12/10/18

2018	MIN	U	A	T	TFL	SK	QH	FF	FR	INT	PD
9/9	SF	1	0	1	0	0	0	0	0	0	0
9/16	@ GB	0	0	0	0	0	0	0	0	0	0
9/23	BUF	0	0	0	0	0	0	0	0	0	0
9/27	@ LAR	1	0	1	1	0	0	0	0	0	0
10/7	@ PHI	0	0	0	0	0	0	0	0	0	0
10/14	ARI	0	0	0	0	0	0	0	0	0	0
10/21	@ NYJ	3	0	3	0	0	0	0	0	1	2
10/28	NO*	5	0	5	0	0	0	0	0	0	1
11/4	DET	3	1	4	0	0	0	0	0	0	0
11/18	@ CHI	1	0	1	0	0	0	0	0	0	0
11/25	GB	0	0	0	0	0	0	0	0	0	0
12/2	@ NE	2	2	4	0	0	0	0	0	0	0
12/10	@ SEA*	7	1	8	0	0	0	0	0	0	3
12/16	MIA	0	0	0	0	0	0	0	0	0	1
12/23	@ DET	0	0	0	0	0	0	0	0	0	0
12/30	CHI*	6	1	7	0	0	0	0	0	0	0
GP/GS:	16/3	29	5	34	1	0.0	0	0	0	1	7

HILL'S INTERCEPTION

GAME	QB	INT (Yds)
at New York Jets, 10/21/18	Sam Darnold	1 (2)
Total		1 (2)



69

RASHOD HILL

POSITION: Tackle
HEIGHT/WEIGHT: 6-6/313
DOB: 1-12-92
HOMETOWN: Jacksonville, FL

COLLEGE: Southern Mississippi
ACQUIRED: PS 2016
NFL SEASON: 4
VIKINGS SEASON: 4

2018 GP/GS	Career GP/GS	Playoffs GP/GS
16/8	28/15	2/2

- Started 8 games in 2018, a new career high.
- 4-year letterman and 3-year starter at Southern Miss, where he received 2015 2nd-Team All-Conference USA honors.

OFF THE FIELD Represented the Starkey Hearing Foundation during the 2018 My Cause My Cleats campaign to honor his daughter, Codie, who is hearing impaired...Married to wife, Tara...Majoring in criminal justice at Southern Miss...Full name is Rashod Demontary Hill.

PRO Played in a career-high games (11) and started a career-high games (7) in 2017...Started both playoff contests in which he's appeared at RT vs. New Orleans (1/14/18) and at Philadelphia (1/21/18)...Made his NFL debut, subbing at LT, vs. Chicago (1/17/17)...Joined the Vikings 53-man roster from Jacksonville's practice squad on 11/15/16...Dressed but did not see the field vs. Baltimore (9/25/16) after being activated from the Jaguars practice squad on 9/24/16...Joined his hometown team as a rookie free agent on 5/2/16.

2018 Frequently reported as eligible as an extra tackle in short yardage and goal-line situations...Started a career-high 8 games in 2018, 3 at LT and 5 at RT...Appeared in all 16 games of a season for the first time in his career...Saw time on offense and special teams vs. Chicago (12/30)...Contributed on special teams at Detroit (12/23)...Appeared on special teams and on offense as an extra blocker vs. Miami (12/16)...At Seattle (12/10) in his 25th career game, stepped in at RT in relief of an injured Brian O'Neill...Appeared on offense and special teams at New England (12/2)...Played at both LT and RT when starters Riley Reiff and Brian O'Neill left briefly with injuries...Appeared on special teams at Chicago (11/18)...Contributed on offense and special teams vs. Detroit (11/4)...Started in place of an injured Riley Reiff at LT in Weeks 6-8...Started at RT at Philadelphia (10/7) before shifting to LT when Riley Reiff exited with an injury...Started at RT at Los Angeles (9/27) and vs. Buffalo (9/23)...Started at RT at Green Bay (9/16) before leaving the game with an ankle injury...Started at RT vs. San Francisco (9/9).



Hill with his daughter Codie during a visit to the Starkey Hearing Foundation during the 2018 season.

2017 Started 7 games - 6 at RT and 1 at LT - while appearing in 11 games...Started at RT at Philadelphia (1/21/18)...Started at RT in his first career playoff game, vs. New Orleans (1/14/18) in the Divisional Round as the Vikings clinched a berth in the NFC title game for the first time since 2009 with a walk-off victory...Started at RT vs. Chicago (12/31)...Played on offense and ST at Green Bay (12/23)...Started at LT vs. Cincinnati (12/17) a week after making a start at RT, and helped the team clinch the NFC North title...Started at RT and finished the game at LT due to injuries at Carolina (12/10)...Started his 4th consecutive game in relief of Mike Remmers at RT at Atlanta (12/3)...Started at RT at Detroit (11/23) on Thanksgiving Day...Started his 2nd career game at RT vs. Los Angeles Rams (11/19)...Made his 1st career start, starting at RT for injured Mike Remmers at Washington (11/12) and did not allow a sack...Subbed in for injured Mike Remmers vs. Cleveland (10/29) at Twickenham Stadium in London, England as a part of the NFL's International Series...Subbed in at LT for an injured Riley Reiff vs. Baltimore (10/22)...Active but did not play vs. Green Bay (10/15)...Inactive due to a knee injury at Chicago (10/9) and vs. Detroit (10/1)...Contributed on special teams vs. Tampa Bay (9/24)...Active but did not play at Pittsburgh (9/17) and vs. New Orleans (9/11).

2016 Subbed and saw extended action at LT in his NFL debut vs. Chicago (1/17/17)...Active but did not play at Green Bay (12/24) and vs. Indianapolis (12/18)...Inactive at Jacksonville (12/11), vs. Dallas (12/1), at Detroit (11/24) and vs. Arizona (11/20)...Signed to Minnesota's active roster from the Jaguars practice squad on 11/15...Was active but did not play vs. Baltimore (9/25) after being elevated to the Jaguars 53-man roster from the practice squad on 9/24...Originally signed with Jacksonville as a rookie free agent on 5/2.

COLLEGE 4-year letterman and 3-year starter at LT for the Golden Eagles...Helped lead the nation's 12th-ranked offense, averaging 509.5 yards per game (329.7 passing yards), as a senior in 2015...Earned 2015 2nd-Team All-Conference USA recognition...Started all 12 games for an offense that gained 3,231 passing yards and 1,149 rushing yards as a junior in 2014.

PREP Attended Ed White HS in Jacksonville, FL, where he led the Commanders to the 2010 District 4-4A championship...2-star recruit by Rivals.com and Scout.com.

HILL'S CAREER GAMES/STARTS

Year	GP/GS
2016 (Min)	1/0
2017 (Min)	11/7
Playoffs	2/2
2018 (Min)	16/8
Totals	28/15
Playoffs	2/2



92

JALYN HOLMES

POSITION: Defensive Tackle
HEIGHT/WEIGHT: 6-5/283
DOB: 1-25-96
HOMETOWN: Norfolk, VA

COLLEGE: Ohio State
ACQUIRED: D4 (#102) 2018
NFL SEASON: 2
VIKINGS SEASON: 2

2018 GP/GS 5/0 **Career GP/GS** 5/0 **Playoffs GP/GS** 0/0

• Part of Buckeyes' 2014 National Championship team and won Big Ten titles in 2014 and 2017.

• Teammates at Ohio State with Vikings C Pat Elflein.

OFF THE FIELD Majored in family resource management at Ohio State...Son of Tasha Holmes...High school teammates with current Packers CB Mike Tyson.

PRO Played both DE and DT during 5 appearances as a rookie... Selected with the 102nd overall choice, the 2nd pick in the 4th round, in 2018...Pick #102 is the same as Kirk Cousins (Washington, 2012)...The 12th Ohio State Buckeye to be drafted by the Vikings.

2018 Played in 5 games during his rookie season, appearing at both DT and DE...Active but did not appear vs. Chicago (12/30)...Contributed on defense at Detroit (12/23)...Active but did not appear vs. Miami (12/16)...Inactive Weeks 11-14... Appeared on defense vs. Detroit (11/4)...Active but did not appear vs. New Orleans (10/8)...At the New York Jets (10/21), recorded his 1st career sack by bringing down Sam Darnold in the 4th quarter. Also added a QBH...Logged 3 tackles (2 solo) and 1 QBH vs. Arizona (10/14)...Made his NFL debut at Philadelphia (10/7), registering his first career tackle by bringing down Jay Ajayi in the 2nd quarter...Inactive Weeks 1-4.

COLLEGE Was a team captain for the Buckeyes as a senior in 2017...Played in 49 games with 9 starts and totaled 84 tackles, 14 TFL and 5.5 sacks in his career...Was a member of the Buckeyes' 2014 national championship season and was a part of bowl victories over Alabama (Sugar Bowl), Oregon (CFP national championship game), Notre Dame (Fiesta Bowl) and USC (Cotton Bowl)...Named 2-time All-Conference honorable mention...Member of 2 Big Ten title-winning teams in 2014 and 2017...Appeared in every OSU game for 3 straight seasons from 2015-17 (40 games)...Registered all 9 of his career starts in 2017...Played behind future NFL defensive lineman Joey Bosa and Sam Hubbard early in his career...Chose Ohio State over Florida State and Clemson...Competed in the Senior Bowl prior to the NFL Draft.

PREP Attended Lake Taylor in Norfolk, VA and helped the school win its 1st Virginia 4A state championship in 2012, capping off a perfect 15-0 season...High school teammates with current Seahawks CB Mike Tyson...Played in the U.S. Army All-American Bowl...Was a consensus 4-star prospect coming out of high school...Ranked among the Top-100 players in the nation according to 247Sports and Rivals...Also played basketball for 3 years.

HOLMES' NFL TOTALS

Year	GP/GS	Tackles			Sacks	INTs	PBU	TFL	QBH	FF/FR	Special
		Solo	Asst.	Total							Teams
2018 (Min)	5/0	4	1	5	1.0	0	0	1	2	0/0	0
Total	5/0	4	1	5	1.0	0	0	1	2	0/0	0

SINGLE-GAME CAREER HIGHS (* - playoffs)

Tackles 3 vs. Arizona, 10/14/18 **Sacks** 1 at New York Jets, 10/21/18
Solo Tackles 2 vs. Arizona, 10/14/18 **Tackles for Loss** 1 at New York Jets, 10/21/18
QB Hurries 1 2x last at New York Jets, 10/21/18

HOLMES' CAREER GAME-BY-GAME (*starts)

2018	MIN	U	A	T	TFL	SK	QH	FF	FR	INT	PD
9/9	SF	INACTIVE									
9/16	@ GB	INACTIVE									
9/23	BUF	INACTIVE									
9/27	@ LAR	INACTIVE									
10/7	@ PHI	1	0	1	0	0.0	0	0	0	0	0
10/14	ARI	2	1	3	0	0.0	1	0	0	0	0
10/21	@ NYJ	1	0	1	1	1.0	1	0	0	0	0
10/28	NO	DID NOT PLAY									
11/4	DET	0	0	0	0	0.0	0	0	0	0	0
11/18	@ CHI	INACTIVE									
11/25	GB	INACTIVE									
12/2	@ NE	INACTIVE									
12/10	@ SEA	INACTIVE									
12/16	MIA	DID NOT PLAY									
12/23	@ DET	0	0	0	0	0.0	0	0	0	0	0
12/30	CHI	DID NOT PLAY									
GP/GS: 5/0		4	1	5	1	1.0	2	0	0	0	0

HOLMES' SACK

GAME	QB	SACK
at New York Jets, 10/21/18	Sam Darnold	1.0
Total		1.0



21

MIKE HUGHES

POSITION: Cornerback
HEIGHT/WEIGHT: 5-10/189
DOB: 2-11-97
HOMETOWN: New Bern, NC

COLLEGE: UCF
ACQUIRED: D1 (#30) 2018
NFL SEASON: 2
VIKINGS SEASON: 2

2018 GP/GS
6/2

Career GP/GS
6/2

Playoffs GP/GS
0/0

- Became the first Vikings rookie to record a pick-six in his NFL debut when he intercepted Jimmy Garoppolo and scored against San Francisco (9/9/18).
- Highest-drafted defensive player from UCF in school history at #30 overall and the 2nd selection the Vikings have made in the 1st round from the school - QB Daunte Culpepper at #11 in 1999.
- Was a 1st-Team selection as a CB and 2nd-Team choice as a return specialist on the 2017 All-American Athletic Conference team and is the only UCF player in school history to score a TD on a punt return, kick return and INT return in a season.

OFF THE FIELD Attended same junior college, Garden City, that former Vikings T Phil Loadholt did...Came to the Vikings on a 24-game college win streak and has played on undefeated teams in high school and a pair of college stops - GCCC and UCF.

PRO Placed on IR on 10/16/18 after tearing his ACL vs. Arizona...Selected with the 30th pick in the 2018 NFL Draft...Is the highest-drafted defensive player in UCF history and the 4th player in school history to go in the 1st round...Was the 3rd CB to be selected in 2018 Draft...Was the 2nd CB selected in the 1st round in Mike Zimmer's tenure as Vikings head coach, joining Trae Waynes (#11, 2015)...Entered the draft early, having played 3 seasons in college.

2018 Appeared in 6 games and started 2 throughout his rookie campaign before being placed on injured reserve with a torn ACL on 10/16/18...Became the first Vikings rookie to record a pick-six in his NFL debut when he intercepted Jimmy Garoppolo and scored against San Francisco (9/9)...Made 1 solo tackle before exiting with knee injury vs. Arizona (10/14)...Came up with 5 solo tackles and 1 TFL at Philadelphia (10/7) and returned 1 punt for 13 yards...Made his first career start at Los Angeles (9/27), leading the team with 7 total tackles (7 solo) while adding 1 TFL, 1 FF, and 1 STT...Registered 3 tackles (2 solo) and returned 3 kicks for 61 yards vs. Buffalo (9/23)...Recorded 1 tackle (1 solo) and returned 1 kickoff for 46 yards at Green Bay (9/16)...Became the first Vikings rookie to record a pick-six in his NFL debut when he intercepted Jimmy Garoppolo and scored against San Francisco (9/9).

COLLEGE Spent 2017 at UCF, his lone season there, and earned 1st-Team All-American Athletic Conference honors at CB and 2nd-Team honors as a return specialist...Was honored as a 2nd-Team All-American by the Football Writers of America as a kick returner...Ranked #3 in the nation in kickoff return avg. at 31.7, and his 2 KOR TDs ranked tied for #7 in the nation...Played 3 seasons of college football, beginning at North Carolina (2015), Garden City (KS) Community College (2016) and UCF (2017)...Helped UCF to the best season in team history, going 13-0 and winning the Peach Bowl over Auburn...The Knights ended the season #6 in the final AP poll, the highest finish for the school...Scored 4 TDs in his season at UCF, 2 on KORs, 1 PR and an INT return...Scored on a 91-yard KOR vs. Austin Peay (11/4) and on a 95-yard KOR vs. South Florida (11/24), breaking a 42-42 tie in the rivalry game late in the 4th quarter and giving the Knights the

lead en route to a win and berth in the AAC title game against Memphis...Returned INT 57 yards for a TD at Maryland (9/23) and took a punt back 66 yards for a score against East Carolina (10/14)...Had 4 INTs on the season to tie for the lead on the club and led the Knights with 11 pass breakups...Ranked 8th on team with 49 tackles...Had INTs against Maryland (9/23) he returned 57 yards in only his 2nd game as a Knight, vs. Memphis (9/30) he took back 35 yards, vs. UConn (11/11) for 0 yards and vs. USF (11/24) for 0 yards...Blocked a PAT at Cincinnati (10/5)...Notched season-best 8 tackles vs. Memphis (9/30)...In his lone season at Garden City Community College, helped the Broncbusters to the national championship in junior college, topping Arizona Western 25-22 in the El Toro Bowl in Yuma, AZ...Earned National Junior College Athletic Association 1st-Team All-America honors at Garden City and was named Jayhawk Conference Defensive Player of the Year...Had 47 tackles in 11 games and 2 INTs as well as 3 PR TDs on special teams in 2016...Played in 11 games as a true freshman for his home-state UNC Tar Heels in 2015...Had 10 tackles and 3 PD on the season...Returned a kickoff 40 yards as a freshman vs. Miami...UNC lost to Clemson in the ACC title game and went on to face Baylor in the Russel Athletic Bowl.

PREP Led New Bern (NC) High as the club's QB to a 16-0 mark and the 4A state title en route to earning 1st-Team All-State honors by AP...New Bern won state titles in 2012 and 2014...Was MVP of state title game rushing for 106 yards and throwing for 133 and 2 TDs...Ended senior season with 1,537 passing yards and 1,724 rushing with a combined 41 TDs...Rated a 4-star prospect and North Carolina's #13 player by Rivals.com...Was team's punter.



Mike Hughes returned an interception for a touchdown against San Francisco on 9/9/18, becoming the first Vikings rookie to do so in a season opener.

HUGHES' NFL TOTALS

Year	GP/GS	Tackles				Sacks	INTs	PBU	TFL	QBH	FF/FR	Special
		Solo	Asst.	Total								Teams
2018 (Min)	6/2	19	1	20	0.0	1	3	2	0	1/0		0
Totals	6/2	19	1	20	0.0	1	3	2	0	1/0		0

Year	Punt Returns					Kickoff Returns						
	PR	FC	Yds	Avg	Long	TD	KOR	Yds	Avg	Long	TD	
2018 (Min)	2	0	13	6.5	13	0	4	107	26.8	46	0	
Totals	2	0	13	6.5	13	0	4	107	26.8	46	0	

SINGLE-GAME CAREER HIGHS (* - playoffs)

Tackles7..... at LA Rams, 9/27/18
Solo Tackles7..... at LA Rams, 9/27/18
Interception.....1..... vs. San Francisco, 9/16/18

Int. Return TDs1..... vs. San Francisco, 9/16/18
Long Punt Return.....13..... at Philadelphia, 10/7/18
Forced Fumble1..... at LA Rams, 9/27/18

HUGHES' CAREER GAME-BY-GAME (*starts)

DEFENSE

2018	MIN	U	A	T	TFL	SK	QH	FF	FR	INT	PD
9/9	SF	3	0	3	0	0.0	0	0	0	1	3
9/16	@ GB	1	0	1	0	0.0	0	0	0	0	0
9/23	BUF	2	1	3	0	0.0	0	0	0	0	0
9/27	@ LAR*	7	0	7	1	0.0	0	1	0	0	0
10/7	@ PHI*	5	0	5	1	0.0	0	0	0	0	0
10/14	ARI	1	0	1	0	0.0	0	0	0	0	0
10/21	@ NYJ	INJURED RESERVE									
10/28	NO	INJURED RESERVE									
11/4	DET	INJURED RESERVE									
11/18	@ CHI	INJURED RESERVE									
11/25	GB	INJURED RESERVE									
12/2	@ NE	INJURED RESERVE									
12/10	@ SEA	INJURED RESERVE									
12/16	MIA	INJURED RESERVE									
12/23	@ DET	INJURED RESERVE									
12/30	CHI	INJURED RESERVE									
GP/GS: 6/2		19	1	20	2	0.0	0	1	0	1	3

PUNT RETURNS

2018	MIN	No.	Yards	Avg.	FC	Lg.	TD
9/9	SF	0	0	0.0	0	0	0
9/16	@ GB	0	0	0.0	0	0	0
9/23	BUF	1	0	0.0	0	0	0
9/27	@ LAR*	0	0	0.0	0	0	0
10/7	@ PHI*	1	13	0.0	0	13	0
10/14	ARI	0	0	0.0	0	0	0
10/21	@ NYJ	INJURED RESERVE					
10/28	NO	INJURED RESERVE					
11/4	DET	INJURED RESERVE					
11/18	@ CHI	INJURED RESERVE					
11/25	GB	INJURED RESERVE					
12/2	@ NE	INJURED RESERVE					
12/10	@ SEA	INJURED RESERVE					
12/16	MIA	INJURED RESERVE					
12/23	@ DET	INJURED RESERVE					
12/30	CHI	INJURED RESERVE					
TOTALS:		2	13	6.5	0	13	0

KICK RETURNS


2018	MIN	No.	Yards	Avg.	Lg.	TD
9/9	SF	0	0	0.0	0	0
9/16	@ GB	1	46	46.0	46	0
9/23	BUF	3	61	20.3	23	0
9/27	@ LAR*	0	0	0.0	0	0
10/7	@ PHI*	0	0	0.0	0	0
10/14	ARI	0	0	0.0	0	0
10/21	@ NYJ	INJURED RESERVE				
10/28	NO	INJURED RESERVE				
11/4	DET	INJURED RESERVE				
11/18	@ CHI	INJURED RESERVE				
11/25	GB	INJURED RESERVE				
12/2	@ NE	INJURED RESERVE				
12/10	@ SEA	INJURED RESERVE				
12/16	MIA	INJURED RESERVE				
12/23	@ DET	INJURED RESERVE				
12/30	CHI	INJURED RESERVE				
TOTALS:		4	107	26.8	46	0

HUGHES' INTERCEPTION

GAMEQB.....INT (Yds)
vs. San Francisco, 9/9/18Jimmy Garoppolo.....1 (28t)
Total.....1 (28)

HUGHES' TOUCHDOWN

GAMEPLAY
vs. San Francisco, 9/9/1828 INT
Total.....1 (1 int)



99

DANIELLE HUNTER

POSITION: Defensive End
HEIGHT/WEIGHT: 6-5/252
DOB: 10-29-94
HOMETOWN: Katy, TX

COLLEGE: LSU
ACQUIRED: D3 (#88) 2015
NFL SEASON: 5
VIKINGS SEASON: 5

2018 GP/GS
 16/16

Career GP/GS
 62/33

Playoffs GP/GS
 3/2

• Named a 2nd-Team All-Pro edge rusher by *The Associated Press* for his efforts in the 2018 season. Also named to the PFWA's All-NFL and All-NFC teams and *Sporting News'* NFL All-Pro Team.

• Selected to the 2018 Pro Bowl, the first of his career.

• Finished the season tied for 4th in the NFL with 14.5 sacks.

• The first player since J.J. Watt and Khalil Mack in 2015 to record at least 70 total tackles, 14.0 sacks and 20 tackles for loss in a season.

• Named the NFC Defensive Player of the Week after racking up a career-high 3.5 sacks, 4 TFL, 9 total tackles, 7 QBHs, and a 32-yard FR TD in Week 9 vs. Detroit.

• Became the youngest player in franchise history to lead the team in sacks with 12.5 – the most by an NFL DE and tied for 3rd in the league overall – in 2016.

• Only the 5th player in NFL history to record 31 sacks before turning the age of 24.

OFF THE FIELD Name is pronounced Duh-neal...Parents are of Jamaican descent; the family moved to the United States when Danielle was 8 years old...Has frequented community service events since arriving in Minnesota and is particularly supportive of the Boys and Girls Clubs...Visited Iceland during the 2017 offseason with teammates DT Linval Joseph and TE Kyle Rudolph as a part of the team's Viking Heritage trip...Majored in sports administration at LSU...Enjoys flying his Inspire 1 drone...During 2016 NFL Draft, he announced the Vikings 4th-round pick, Willie Beavers from Western Michigan, during a community event at Mall of America...Enjoys motor sports and is a car and motor parts enthusiast...Son of Kimari Bonitto and Ckeikh Ndiaye...Uncle is a Marine.

HONORS Named 2nd-Team All-Pro by the *Associated Press* in 2018...Named to the 2018 All-NFL and All-NFC teams by the PFWA...Named to the *Sporting News* 2018 NFL All-Pro Team...Named to the 2018 Pro Bowl, the first of his career...Honored as the NFC Defensive Player of the Week for his performance against Detroit on 11/4/18...Named to 2015 PFWA All-Rookie team.

PRO Tied for 4th in the NFL in 2018 with 14.5 sacks...Signed contract extension on 6/27/18 prior to training camp...Ranks 1st among members of the 2015 NFL Draft class with 40.0 career sacks...Totaled 18.5 sacks in his 1st 2 years, the 5th-most QB drops by a Viking in his 1st 2 seasons with the team...Became the youngest player in franchise history to lead the team in sacks with 12.5, most among NFL DEs in 2016...Owns 2 2-sack performances: vs. Dallas (12/1/16) and vs. Arizona (11/20/16)...Scored his 1st-career TD on a 24-yard fumble recovery at Tennessee (9/11/16), pairing with LB Eric Kendricks (77-yard INT TD) to mark the 6th time in team history TDs were scored by INT and fumble returns in a single game...Gained playing time late in his rookie campaign, posting 3.5 sacks in the final 4 regular-season games...Selected to Pro Football Writers of America All-Rookie team in 2015...Was the young-

est player in the NFL in 2015, born 10/29/94, celebrating his 21st birthday 3 days before notching his 1st career full sack at Chicago (11/1) against Jay Cutler...The 3rd of 3 defensive players drafted by the Vikings with their opening 3 picks in 2015...The most recent LSU player drafted by the Vikings was DT Henry Thomas in the 3rd round (#72) of 1987 NFL Draft, the beginning of a standout career...Played 5 seasons of football, 2 as a prep and 3 in college, before being selected in the NFL...Drafted in 3rd round (#88) in 2015.

2018 Earned Pro Bowl honors for his efforts in 2018...Led the team and set a new career high with 14.5 sacks in 2018, the 4th-highest sack total in the NFL...Became the first Viking to record 14.0 sacks since Jared Allen notched 22.0 in 2011...Started all 16 games for the 2nd consecutive season... The first player since J.J. Watt and Khalil Mack in 2015 to record at least 70 total tackles, 14.0 sacks and 20 tackles for loss in a season...Made 3 solo tackles and forced 2 QBHs vs. Chicago (12/30)...Made 2 solo tackles and 1 TFL at Detroit (12/23)...Broke his personal season record with 2.0 sacks vs. Miami (12/16), moving his season total to 14.5. Finished the game with 5 total tackles (4 solo), 3 TFL, 2.0 sacks, and 7 QBHs...Recorded his 12.5 sack of the season at Seattle (12/10), tying a career high set in 2016...Turned in the best game of his career vs. Detroit (11/4), totaling 3.5 sacks, 4 TFL, and 9 total tackles (6 solo) - all career highs - while adding 7 QBHs and a 32-yard FR TD to help seal the victory in the 4th quarter. His 3.5 sacks were the driving force for a defense that set a franchise record with 10 total single-game sacks. Was named the NFC Defensive Player of the Week for his efforts...Registered 3 tackles (1 solo), 1 TFL, a career-high 8 QBHs, and

DOMINATING ENDS

Since Danielle Hunter was drafted in 2015 (Rd. 3, #88), he and teammate Everson Griffen have proven to be one of the most dominant pass rushing duos in the NFL.

2015-18 NFL SACK DUOS

PLAYERS TEAM.....	TOTAL SACKS
E. Griffen/D. Hunter, Minnesota.....	77.0
G. Atkins/C. Dunlap, Cincinnati.....	76.0
R. Kerrigan/P. Smith, Washington.....	71.0
V. Miller/D. Wolfe, Denver.....	63.5
M. Addison/K. Short, Carolina.....	63.0



1.0 sack at New York (10/21), his 7th consecutive game with 1.0 sack...Extended his sack streak to 6 games by sacking Josh Rosen 2.0 times vs. Arizona (10/14)...Notched his 5th straight game with at least one sack at Philadelphia (10/7), catching up with Carson Wentz in the 3rd quarter and becoming the 8th player in NFL history to record 30 sacks before turning 24 years old...Extended his sack streak to 4 straight games by bringing down Jared Goff in the 3rd quarter at Los Angeles (9/27). Added 6 tackles (3 solo) and 4 QBHs...Made 5 tackles (5 solo), 2 TFL, 1 sack and one QBH vs. Buffalo (9/23)...Tallied 6 tackles (4 solo), 1 sack and 2 QBHs at Green Bay (9/16)...Recorded 5 tackles (1 solo), 3 TFL and 1 sack against San Francisco (9/9).

2017 Started all 16 games in his first full season as a starter with 49 tackles and 7.0 sacks for the league's top-ranked defense...Totalled 6 tackles (5 solo), 2 TFL, a sack and a QBH at Philadelphia (1/21/18)...Wrapped up 4 tackles (2 solo) and 3 QBH in the Vikings Divisional Round win vs. New Orleans (1/14/18)...Tallied 3 tackles (2 solo), 4 QBH and 1 TFL vs. Chicago (12/31) as the Vikings secured the top scoring and yardage defense in the NFL...Made 4 tackles (3 solo) and 4 QBH at Green Bay (12/23) as the Vikings shut out the Packers at Lambeau for the 1st time ever...Wrapped up his 7th sack of the season along with 4 tackles (3 solo) a TFL and 3 QBH vs. Cincinnati (12/17) to help the Vikings win the NFC North title...Registered 1 solo tackle, 1.0 sack, 1 TFL, 3 QBH and a FR at Detroit (11/23) on Thanksgiving Day...Totalled 3 tackles (1 solo) 1.0 sack, his 3rd in 4 games, a QBH and a TFL vs. Los Angeles Rams (11/19)...Recorded 4 solo tackles, 1.0 sack, 1 TFL and 5 QBH at Washington (11/12), extending the Vikings streak of games with a sack to 11 dating back to last season... Contributed 3 tackles (2 solo), a FF and 5 QBH vs. Cleveland (10/29) at Twickenham Stadium in London, England as a part of the NFL's International Series...Registered his 3rd sack of the season, 2 tackles (1 solo), 1 TFL and 1 QBH vs Baltimore (10/22)...Compiled 5 tackles (3 solo), tied his career-high with his first 2 sacks of the year, 2 TFL and 6 QBH vs. Detroit (10/1)...Started his 2nd career game vs. New Orleans (9/11) and recorded 1 tackle and 1 QBH.

2016 Combined with Everson Griffen (8.0) and Brian Robison (7.5) – the NFL's only DE trio with 7+ sacks each – for the 2nd-most sacks by DEs (28.0)...Led NFL DEs with 12.5 sacks (3rd overall in the league), becoming the youngest player in franchise history to lead the team in sacks...Totalled 64 tackles (34 solo), 12.5 sacks, 14 TFL, 49 QBHs, 1 FF, 1 FR and 1 PD for the NFL's 3rd-ranked defense (314.9 ypg)...Tallied 5 tackles (1 solo), 0.5 sacks, 1 TFL and 3 QBHs vs. Chicago (1/1/17)...Registered 6 tackles (5 solo), 2 TFL, 1.5 sacks and 4 QBHs at Green Bay (12/24)...Posted 4 tackles (2 solo) and 2 QBHs vs. Indianapolis (12/18)...Recorded 7 tackles (5 solo), 1.0 sack, 1 TFL and 3 QBHs at Jacksonville (12/11)...Matched his single-game career high with 2.0 sacks, totaling 7 tackles (4 solo), 2 TFL and 4 QBHs, vs. Dallas (12/1)...Paired with S Andrew Sendejo to take down Lions QB Matthew Stafford in the 4th quarter, adding 2 tackles and 5 QBHs, at Detroit (11/24)... Totalled 2 tackles, 2.0 sacks, 2 TFL and 3 QBHs, his 1st career 2-sack performance, vs. Arizona (11/20)...Dropped Cardinals QB Carson Palmer on 4th-and-6 with 44 seconds remaining on the game clock to seal a Minnesota victory...Posted 5 tackles (1 solo), 1 TFL, 1.0 sack, 4 QBHs and 1 special teams stop at Washington (11/13)...Tabbed 1 tackle and 4 QBHs vs. Detroit (11/6)...Recorded 2 tackles (1 solo), including 1 TFL, at Chicago (10/31)...Notched 5 tackles (3 solo) at Philadelphia (10/23)... Recorded 3 tackles (1 solo), 1.0 sack, 1 TFL, 1 PD and a career-high-tying 7 QBHs vs. Houston (10/5)...Tallied 2 solo stops vs. NY Giants (10/3)...Posted 5 tackles (1 solo), 1.0 TFL, 1.0 sack and 4 QBHs at Carolina (9/25)...Dropped QB Cam Newton in the Panthers end zone for the Vikings 1st safety since 12/4/2011 (Jared Allen vs. Denver) and the 1st on the road since 10/5/03

(at Atlanta)...Became the 2nd player in team history (Jared Allen, 2009) to produce a safety (Week 3) and return a fumble for a TD (Week 1) in the same season...Recorded 4 tackles (3 solo), including 1 TFL and 1 sack, 2 QBHs and 1 FF vs. Green Bay (9/18)...Scored his 1st-career TD on a 24-yard fumble recovery at Tennessee (9/11)...Paired with LB Eric Kendricks (77-yard INT TD) to mark the 6th time in team history TDs were scored by INT and fumble returns in a single game...Also recorded 4 tackles (3 solo), 1.0 sack, 1 TFL and 5 QBHs against the Titans.

2015 Continued to develop throughout his rookie season, playing his best in the final month of the season...Earned spot on PFVWA All-Rookie team...Was 1-of-7 Vikings rookies to start during the season...Ranked 2nd in the NFL for sacks by a rookie with 6.0, trailing only Washington LB Preston Smith... Started 1st career game vs. Kansas City (10/18) and notched 1st shared sack of his career, teaming with Shariff Floyd to

HUNTER'S SACKS (*playoffs)		
GAME	QB	SACK
vs. Kansas City, 10/18/15	Alex Smith	0.5
@ Chicago, 11/1/15	Jay Cutler	1.0
@ Oakland, 11/15/15	Derek Carr	1.0
@ Arizona, 12/10/15	Carson Palmer	1.0
vs. Chicago, 12/20/15	Jay Cutler	1.5
vs. NY Giants, 12/27/15	Eli Manning	1.0
at Tennessee, 9/11/16	Marcus Mariota	1.0
vs. Green Bay, 9/18/16	Aaron Rodgers	1.0
at Carolina, 9/25/16	Cam Newton	1.0
vs. Houston, 10/9/16	Brock Osweiler	1.0
at Washington, 11/13/16	Kirk Cousins	1.0
vs. Arizona, 11/20/16	Carson Palmer	2.0
at Detroit, 11/24/16	Matthew Stafford	0.5
vs. Dallas, 12/1/16	Dak Prescott	2.0
at Jacksonville, 12/11/16	Blake Bortles	1.0
at Green Bay, 12/24/16	Aaron Rodgers	1.5
vs. Chicago, 1/1/17	Matt Barkley	0.5
vs. Detroit, 10/1/17	Matthew Stafford	2.0
vs. Baltimore, 10/22/17	Joe Flacco	1.0
at Washington, 11/12/17	Kirk Cousins	1.0
vs. LA Rams, 11/19/17	Jared Goff	1.0
at Detroit, 11/23/17	Matthew Stafford	1.0
vs. Cincinnati, 12/17/17	Andy Dalton	1.0
at Philadelphia, 1/21/18*	Nick Foles	1.0
vs. San Francisco, 9/9/18	Jimmy Garoppolo	1.0
at Green Bay, 9/16/18	Aaron Rodgers	1.0
vs. Buffalo, 9/23/18	Josh Allen	1.0
at LA Rams, 9/27/18	Jared Goff	1.0
at Philadelphia, 10/7/18	Carson Wentz	1.0
vs. Arizona, 10/14/18	Josh Rosen	2.0
at New York Jets, 10/21/18	Sam Darnold	0.5
vs. Detroit, 11/4/18	Matthew Stafford	3.5
at Seattle, 12/10/18	Russell Wilson	1.0
vs. Miami, 12/16/18	Ryan Tannehill	2.0
Total		41.0

HOT OFF THE EDGE

With a career- and team-high 12.5 sacks, Danielle Hunter ranked 1st among NFL DEs and 3rd in the league overall (tied) in 2016. Since sacks became an official statistic in 1982, Hunter became just the 4th Vikings DE to lead all NFL DEs in a season: Jared Allen in 2009 and 2011, Chris Dooleman in 1989 and Doug Martin in 1982. The 22-year-old also became the youngest player in franchise history to lead the team in sacks and continued his success into 2018.

2016-18 NFL SACKS		
RK.	PLAYER, TEAM	SACKS
1.	Chandler Jones, Ari	41.0
2.	Aaron Donald, LaR	39.5
3.	Von Miller, Den	38.0
4.	Ryan Kerrigan, Was	37.0
5t.	Danielle Hunter, Min	34.0
5t.	Khalil Mack, Chi	34.0

sack Alex Smith...Had season-best 6 tackles and 1.5 sacks vs. Chicago (12/20)...Had 3-game streak late in the regular season when he had a sack in each contest - at Arizona (12/10), vs. Chicago (12/20) and vs. NY Giants (12/27)...Played in 1st career playoff game vs. Seattle (1/10/16), notching 4 tackles in Wild Card Playoff game...Was inactive for a pair of games - vs. Detroit (9/20) and vs. San Diego (9/27).

COLLEGE Full-time starter for the Tigers as a sophomore and junior...Played in 38 games with 23 starts, capping his career with 23 consecutive starts...Had 4.5 sacks and 21.0 tackles for loss in his career along with 142 tackles...Started all 13 games as a junior...Scored lone career TD vs. Mississippi State when he picked up a QB Dak Prescott fumble and rumbled 25 yards for the score on the 1st play of the 2nd half...Led LSU with 13 tackles for loss and ranked 10th in the SEC...Keyed Tigers defense that led the SEC with 316.8 yards allowed, 164.2 passing yards allowed and ranked #2 in the conference in points allowed at 17.5 points per game...Notched career-best 12 tackles against Auburn...Helped in upset win over #3 Ole Miss with 9 tackles and 2 tackles for loss in the 10-7 victory...Capped college career with 9 tackles against Notre Dame in Music City Bowl...Started 10 of the 13 games he played as a sophomore...Earned 1st start in 4th game of sophomore season against

Auburn and never let go of the job...In 1st career start, had 8 tackles against eventual National Champion runner-up Auburn...Had 4 tackles and a sack in Outback Bowl win over Iowa...Saw action in 12 games as a freshman...Played primarily on special teams as a freshman.

PREP 4-star recruit at Morton Ranch High in Katy, TX...Helped school earn 1st Class 5A state playoff appearance...Ranked as the No. 14 DE in the country by Scout as a senior.

QB HUNTER

Danielle Hunter turned in the best season of his career in 2018, finishing the year tied for 4th in the NFL for total sacks.

TOTAL SACKS - 2018 | NFL

RK.	PLAYER (TEAM)	SACKS
1.	Aaron Donald (LAR)	20.5
2.	J.J. Watt (HOU)	16.0
3.	Chris Jones (KC)	15.5
4t.	Danielle Hunter (MIN)	14.5
4t.	Von Miller (DEN)	14.5
6.	Myles Garrett (Cle)	13.5

HUNTER'S NFL TOTALS

Year	GP/GS	Solo	Asst.	Total	Sacks	INTs	PBU	TFL	QBH	FF/FR	Special Teams
2015 (Min)	14/1	24	10	34	6.0	0	1	10	25	1/0	5
Playoffs	1/0	2	2	4	0.0	0	0	0	8	0/0	0
2016 (Min)	16/0	34	30	64	12.5	0	1	14	49	1/1	2
2017 (Min)	16/16	33	16	49	7.0	0	2	12	51	1/1	0
Playoffs	2/2	7	3	10	1.0	0	0	2	4	0/0	0
2018 (Min)	16/16	51	24	75	14.5	0	0	26	66	0/1	0
Total	62/33	142	80	222	40.0	0	4	62	191	3/3	7
Playoffs	3/2	9	5	14	1.0	0	0	2	12	0/0	0

SINGLE-GAME CAREER HIGHS (* - playoffs)

Tackles	9.....vs. Detroit, 11/4/18	Forced Fumble	1.....2x, last vs. Green Bay 9/18/16
Solo Tackles	6.....2x, last at New England, 12/2/18	Fumble Recovery	1.....3x, last vs. Detroit, 11/4/18
Sacks	3.5.....vs. Detroit, 11/4/18	QB Hurries	8.....2x, last at Seattle, 12/10/18
Tackles for Loss	4.....vs. Detroit, 11/4/18		

HUNTER'S SAFETY

GAME.....PLAYER.....SAFETY
@ Carolina, 9/25/16.....Cam Newton (sack EZ).....1
Total.....1

HUNTER'S TOUCHDOWNS

GAME.....PLAY
@ Tennessee, 9/11/16.....24 FR
vs. Detroit, 11/4/18.....32 FR
Total.....2 (2 FR)

HUNTER'S CAREER GAME-BY-GAME (*starts)

2015	MIN	U	A	T	TFL	SK	QH	FF	FR	INT	PD
9/14	@ SF	1	0	1	0	0.0	0	0	0	0	0
9/20	DET	INACTIVE									
9/27	SD	INACTIVE									
10/4	@ DEN	0	0	0	0	0.0	0	0	0	0	0
10/18	KC*	3	1	4	1	0.5	0	1	0	0	0
10/25	@ DET	0	0	0	0	0.0	2	0	0	0	0
11/1	@ CHI	1	0	1	1	1.0	4	0	0	0	0
11/8	STL	1	1	2	0	0.0	3	0	0	0	1
11/15	@ OAK	2	1	3	1	1.0	3	0	0	0	0
11/22	GB	1	2	3	1	0.0	0	0	0	0	0
11/29	@ ATL	1	0	1	1	0.0	1	0	0	0	0
12/6	SEA	3	0	3	1	0.0	0	0	0	0	0
12/10	@ AZ	3	1	4	1	1.0	2	0	0	0	0
12/20	CHI	5	1	6	2	1.5	0	0	0	0	0
12/27	NYG	2	1	3	1	1.0	7	0	0	0	0
1/3/16	@ GB	1	2	3	0	0.0	3	0	0	0	0
GP/GS: 14/1		24	10	34	10	6.0	25	1	0	0	1
2015 PLAYOFFS											
1/10/16SEA*		2	2	4	0	0.0	8	0	0	0	0

2016	MIN	U	A	T	TFL	SK	QH	FF	FR	INT	PD
9/11	@ TEN	3	1	4	1	1.0	5	0	1	0	0
9/18	GB	3	1	4	1	1.0	2	1	0	0	0
9/25	@ CAR	1	4	5	1	1.0	4	0	0	0	0
10/3	NYG	2	0	2	0	0.0	0	0	0	0	0
10/9	HOU	1	2	3	1	1.0	7	0	0	0	1
10/23	@ PHI	3	2	5	0	0.0	0	0	0	0	0
10/31	@ CHI	1	1	2	1	0.0	0	0	0	0	0
11/6	DET	0	1	1	0	0.0	4	0	0	0	0
11/13	@ WAS	1	4	5	1	1.0	4	0	0	0	0
11/20	ARI	2	0	2	2	2.0	3	0	0	0	0
11/24	@ DET	0	2	2	0	0.5	5	0	0	0	0
12/1	DAL	4	3	7	2	2.0	4	0	0	0	0
12/11	@ JAX	5	2	7	1	1.0	3	0	0	0	0
12/18	IND	2	2	4	0	0.0	2	0	0	0	0
12/24	@ GB	5	1	6	2	1.5	4	0	0	0	0
1/1/17	CHI	1	4	5	1	0.5	2	0	0	0	0
GP/GS: 16/0		34	30	64	14	12.5	49	1	1	0	1

2017	MIN	U	A	T	TFL	SK	QH	FF	FR	INT	PD
9/11	NO*	2	0	2	0	0.0	5	0	0	0	0
9/17	@ PIT*	1	0	1	0	0.0	4	0	0	0	0
9/24	TB*	1	3	4	0	0.0	1	0	0	0	0
10/1	DET*	3	2	5	2	2.0	6	0	0	0	1
10/9	@ CHI*	2	2	4	1	0.0	4	0	0	0	1
10/15	GB*	2	0	2	1	0.0	4	0	0	0	0
10/22	BAL*	1	1	2	1	1.0	1	0	0	0	0
10/29	@ CLE*	2	1	3	0	0.0	5	1	0	0	0
11/12	@ WAS*	4	0	4	1	1.0	5	0	0	0	0
11/19	LAR*	1	2	3	1	1.0	1	0	0	0	0
11/23	@ DET*	1	0	1	1	1.0	3	0	1	0	0
12/3	@ ATL*	1	1	2	0	0.0	0	0	0	0	0
12/10	@ CAR*	4	1	5	2	0.0	1	0	0	0	0
12/17	CIN*	3	1	4	1	1.0	3	0	0	0	0
12/23	@ GB*	3	1	4	0	0.0	4	0	0	0	0
12/31	CHI*	2	1	3	1	0.0	4	0	0	0	0
GP/GS: 16/16		33	16	49	12	7.0	51	1	1	0	2
2017 Playoffs											
1/14/18	NO*	2	2	4	0	0.0	3	0	0	0	0
1/21/18	@ PHI*	5	1	6	2	1.0	1	0	0	0	0
GP/GS: 2/2		7	3	10	2	1.0	4	0	0	0	0

2018	MIN	U	A	T	TFL	SK	QH	FF	FR	INT	PD
9/9	SF*	1	4	5	3	1.0	7	0	0	0	0
9/16	@ GB*	4	2	6	1	1.0	2	0	0	0	0
9/23	BUF*	3	3	6	2	1.0	3	0	0	0	0
9/27	@ LAR*	3	3	6	1	1.0	4	0	0	0	0
10/7	@ PHI*	2	0	2	2	1.0	3	0	0	0	0
10/14	ARI*	3	2	5	2	2.0	6	0	0	0	0
10/21	@ NYJ*	1	2	3	1	1.0	8	0	0	0	0
10/28	NO*	2	2	4	1	0.0	2	0	0	0	0
11/4	DET*	6	3	9	4	3.5	7	0	1	0	0
11/18	@ CHI*	5	0	5	3	0.0	3	0	0	0	0
11/25	GB*	4	1	5	1	0.0	4	0	0	0	0
12/2	@ NE*	6	0	6	0	0.0	0	0	0	0	0
12/10	@ SEA*	2	1	3	1	1.0	8	0	0	0	0
12/16	MIA*	4	1	5	3	2.0	7	0	0	0	0
12/23	@ DET*	2	0	2	1	0.0	0	0	0	0	0
12/30	CHI*	3	0	3	0	0.0	2	0	0	0	0
GP/GS: 16/16		51	24	75	26	14.5	66	0	1	0	0



63

DANNY ISIDORA

POSITION: Guard
HEIGHT/WEIGHT: 6-3/306
DOB: 6-5-94
HOMETOWN: Weston, FL

COLLEGE: Miami (FL)
ACQUIRED: D5b (#180) 2017
NFL SEASON: 3
VIKINGS SEASON: 3

2018 GP/GS	Career GP/GS	Playoffs GP/GS
14/2	21/3	0/0
• Has appeared in 21 games throughout 2 NFL seasons, starting 3 at guard.		

OFF THE FIELD Helped distribute 200 meals to families in need at The Salvation Army-Citadel Worship and Community Center in November of 2018...Earned criminology degree as a 5-year senior at Miami...Pronounced iz-uh-DORA.

PRO Appeared in 7 games and made 1st and only career start vs. Cleveland (10/29) at Twickenham Stadium in London, England, as a part of the NFL's International Series...The 4th Hurricane drafted in the 2017 NFL draft out of 9, which marked the most selections from the University of Miami since 2006...Isidora joins his former teammate Stacy Coley as a fellow Minnesota 2017 draft pick...Selected with Vikings' 2nd choice in the 5th round (#180 overall).

2018 Appeared in a career-high 14 games throughout his 2nd season, starting 2 at LG...Played on special teams vs. Chicago (12/30)...Inactive at Detroit (12/23)...Played special teams in Weeks 12-15...Appeared at LG at Chicago (11/18), splitting time with Tom Compton in Compton's 1st game back from injury...Started at LG vs. Detroit (11/4)...Made his 1st start of the season at LG vs New Orleans (10/28) in place of Tom Compton...Stepped in at LG in relief of an injured Compton at New York (10/21)...Contributed on special teams in Weeks 4-6...Did not appear Week 3 vs. Buffalo (9/23)...Appeared on special teams at Green Bay (9/16) and vs. San Francisco (9/9).

2017 Inactive for both playoff contests - at Philadelphia (1/21/18) and vs. New Orleans (1/14/18)...Played on special teams vs. Chicago (12/31)...Played on offense and special teams at Green Bay (12/23) and at Cincinnati (12/17)...Filled in at LG at Carolina (12/10) due to injuries...Active but did not play Weeks 10-13...Made his 1st career NFL start at LG vs. Cleveland (10/29) at Twickenham stadium in London, England as a part of the NFL's International series...Saw 1st extended action as he filled

in for injured Jeremiah Sirles at LG vs. Baltimore (10/22)...Made his NFL debut vs. Green Bay (10/15) and saw action on special teams...Inactive Weeks 1-5.

COLLEGE Started all 13 games at right guard as a senior, extending streak of consecutive games started to 39 to end career...Earned 2nd-Team All-ACC recognition from ACC coaches and 3rd-Team honors from Atlantic Coast Sports Media Association (ACSMA)...Offense averaged 425.9 yards per game in 2016...1 of 4 Miami Hurricanes players to start all 13 games during his junior season...Earned All-ACC Honorable Mention by the coaches in 2015...Helped lead his team to No. 29 national ranking in passing offense (277.4 yards) as a junior while the offensive line was 8th nationally in fewest tackles for loss allowed (4.31 average)...Team tied for 3rd-fewest sacks allowed of any team in ACC (15) in 2015...Started all 13 games at RG for the 1st time as a sophomore in 2014...Played a prominent role on the offensive line for an offensive unit that averaged 431.0 yards of total offense, including 179.9 rushing yards, and 29.9 points per game in the regular season in 2014...Sideline 1st 10 games of season with foot injury in his redshirt freshman year (2013)...Made collegiate debut in home finale vs. Virginia on 11/23/13...Did not see any action as a true freshman, redshirted to retain eligibility.

PREP 4-star recruit according to ESPN and 3-star recruit according to Rivals and Scout coming out of Cypress Bay HS...No. 13 offensive guard prospect and No. 39 overall prospect in Florida according to ESPN...No. 14 offensive guard prospect and No. 53 overall prospect in Florida according to Rivals as well as No. 51 offensive guard prospect on Scout...Chose Miami over Wisconsin and Florida State.

ISIDORA'S CAREER GAMES/STARTS

Year	GP/GS
2017 (Min)	7/1
2018 (Min)	14/2
Totals	21/3



36

CRAIG JAMES

POSITION: Cornerback
HEIGHT/WEIGHT: 5-10/195
DOB: 4/29/96
HOMETOWN: Edwardsville, IL

COLLEGE: Southern Illinois
ACQUIRED: UDFA 2018
NFL SEASON: 2
VIKINGS SEASON: 2

2018 GP/GS
3/0

Career GP/GS
3/0

Playoffs GP/GS
0/0

• One of two players (Chad Beebe) to appear on the Vikings active roster in 2018 after attending the team's rookie minicamp on a tryout basis.

OFF THE FIELD Spent two seasons at the University of Minnesota before transferring to Southern Illinois...Son of Pamela James...Has one brother, Cameron.

PRO Made his NFL debut at New England on 12/2/18...Elevated to the active roster on 11/27/18...Added to the Vikings practice squad on 10/16/18 ...Released by Minnesota during final cuts on 9/1/18...Originally signed with Minnesota on 5/7/18 after attending the team's rookie minicamp on a tryout basis.

2018 Saw time in 3 games during his rookie season after being elevated from the practice squad in Week 13...Appeared

on special teams vs. Chicago...Inactive at Detroit (12/23) and vs. Miami (12/16)...Contributed on special teams at Seattle (12/10)...Made his NFL debut at New England (12/2), appearing on special teams...Joined the Vikings practice squad on 10/16/18 after being released during final roster cuts on 9/1/18.

COLLEGE Totaled 67 tackles (50 solo), five interceptions, and 25 passes defended in 20 career games at Southern Illinois...Named to the MVFC All-Newcomer Team in 2016 after finishing 2nd in the conference in passes defended per game with a 1.0 average...Also spent two seasons at the University of Minnesota prior to his time at Southern Illinois, playing in 18 games as defensive back and punt returner.

PREP Attended Edwardsville High...Three-star recruit by ESPN, Rivals, Scout and 247Sports...ESPN ranked him as the No. 27 player in Illinois, while 247Sports had him at No. 32...The No. 48 defensive back in the nation according to ESPN, No. 69 by 247Sports and No. 80 by Scout.

JAMES' NFL TOTALS

Year	GP/GS	Tackles							Special		
		Solo	Asst.	Total	Sacks	INTs	PBU	TFL	QBH	FF/FR	Teams
2018 (Min)	3/0	0	0	0	0.0	0	0	0	0	0/0	0
Totals	3/0	0	0	0	0.0	0	0	0	0	0/0	0



94

JALEEL JOHNSON

POSITION: Defensive Tackle
HEIGHT/WEIGHT: 6-3/316
DOB: 7-12-94
HOMETOWN: Brooklyn, NY

COLLEGE: Iowa
ACQUIRED: D4a (#109) 2017
NFL SEASON: 3
VIKINGS SEASON: 3

2018 GP/GS
16/1

Career GP/GS
21/1

Playoffs GP/GS
2/0

• Made his 1st career start at the New York Jets on 10/21/18.
 • Became the 1st player in Montini Catholic HS of Chicago history to play in the NFL when he debuted on 10/9/17 at Chicago.

OFF THE FIELD Majored in sociology...1st player in Montini Catholic history to play in the NFL...Born in Brooklyn but raised in the Chicago area.

PRO Made his 1st career start against the New York Jets on 10/21/18...Appeared in 5 games as a rookie in 2017...Marks the 8th Iowa Hawkeye drafted by the Vikings organization...Selected in the 4th round (109th overall).

2018 Appeared in all 16 games in his 2nd season, finishing with 20 total tackles, 3 TFL, 0.5 sacks and 1 FF...Made 1 solo tackle and 1 TFL at Detroit (12/23)...Wrapped up 2 assisted tackles and a QBH vs. Miami (12/16)...Notched 1 assisted tackle at Seattle (12/10)...Had 2 tackles (1 solo) at New England (12/2)...Recorded 2 assisted tackles vs. Green Bay (11/25)...Made 1 solo tackle and recorded his 1st career FF at Chicago (11/18)...Notched 1 assisted tackle vs. New Orleans (10/28)...

Made his 1st career start at the New York Jets (10/21), getting in on his 1st career sack and finishing with 4 tackles (2 solo), 1 TFL, 0.5 sacks and 1 QBH...Made 1 assisted tackle vs. Arizona (10/14)...Registered an assisted tackle at Los Angeles (9/27)...Recorded 1 assisted tackle vs. Buffalo (9/23)...Added 1 tackle (1 solo) at Green Bay (9/16)...Totaled 2 assisted tackles vs. San Francisco (9/9).

2017 Had 2 tackles in 5 games...Played on defense and special teams at Philadelphia (1/21/18)...Appeared on defense and special teams vs. New Orleans (1/14/18) in his first career play-off game...Played on defense and special teams vs. Chicago (12/31) as the Vikings clinched their 2nd-best record in franchise history...Inactive in Weeks 12-16...Played on defense vs. Los Angeles (11/19) and at Washington (11/12)...Inactive at Cleveland (10/29)...Active but did not play vs. Baltimore (10/22)...Contributed on defense vs. Green Bay (10/15) with 1 solo tackle...Made his NFL debut at Chicago (10/9) and tallied a solo tackle...Inactive Weeks 1-4.

COLLEGE Started the final 27 games of his career in Iowa City at DT, appearing in 47 games total over his 4-year playing career...Recorded at least 1 solo tackle in 23 of his final 27

games...Earned 1st-Team All-Big Ten honors his senior season after totaling 55 total tackles (29 solo), 10 TFL and 8.0 sacks... Awarded the Team Hustle Award...Earned Big Ten Defensive Player of the Week for his role in the Hawkeyes 14-13 upset of No. 2 Michigan, racking up 9 tackles (6 solo), 2 TFL, 1 sack and a safety that gave Iowa its 1st points of the game as the Hawkeyes defense held the Wolverines to 201 yards of offense...Received Honorable Mention All-Big Ten honors by the league coaches and media following his junior season... Totaled 45 tackles (22 solo), 5.5 TFL and 4.0 sacks in 14 games, all starts at DT... Assisted with a strong defensive performance against Illinois State as the Hawkeyes allowed just 35 net rushing yards and 231 total yards of offense...Recorded 5 solo tackles and a sack against Iowa State as the Cyclones offense was held to no points and 66 yards of offense in the 2nd half...

Recorded 2 solo tackles in the Hawkeyes 45-16 Rose Bowl loss to Stanford...Received an increased role during his sophomore campaign as he appeared in all 13 games...Recorded 11 tackles (2 solo), 2.5 TFL and a sack on the year...Tallied 3 assisted tackles, a TFL and 0.5 sack in the Iowa's loss to Tennessee in the TaxSlayer Bowl...Appeared in 7 games as a redshirt freshman, recording 1 assisted tackle...Appeared in the Hawkeyes Outback Bowl loss to LSU but did not register any statistics... Redshirted in 2012.

PREP Attended St. Joseph's HS for 3 years before graduating from Montini Catholic...Earned prep All-American honors and 1st-team all-state recognition as a senior...Was a team captain and played both offensive and defensive line as his team went 12-2 en route to winning the state championship...Wrestled in high school as well, earning two letters.

JOHNSON'S NFL TOTALS

Year	GP/GS	Solo	Asst.	Total	Sacks	INTs	PBU	TFL	QBH	FF/FR	Special Teams
2017 (Min)	5/0	2	0	2	0.0	0	0	0	0	0/0	0
Playoffs	2/0	0	0	0	0.0	0	0	0	0	0/0	0
2018 (Min)	16/1	6	14	20	0.5	0	0	3	4	1/0	0
Total	21/1	8	14	22	0.5	0	0	3	4	1/0	0
Playoffs	2/0	0	0	0	0.0	0	0	0	0	0/0	0

SINGLE-GAME CAREER HIGHS (* - playoffs)

Total Tackles 4 at New York Jets, 10/21/18
Solo Tackles 2 at New York Jets, 10/21/18
Tackles for Loss 1 3x, last at Detroit, 12/23/18

QB Hurry 1 4x, last at Detroit, 12/23/18
Sack 1 at New York Jets, 10/21/18
Forced Fumble 1 at Chicago, 11/18/18


JOHNSON'S SACK

GAME	QB	SACK
at New York Jets, 10/21/18	Sam Darnold	0.5
Total		0.5

JOHNSON'S CAREER GAME-BY-GAME (*starts)

2017	MIN	U	A	T	TFL	SK	QH	FF	FR	INT	PD
9/11	NO	INACTIVE									
9/17	@ PIT	INACTIVE									
9/24	TB	INACTIVE									
10/1	DET	INACTIVE									
10/9	@ CHI	1	0	1	0	0.0	0	0	0	0	0
10/15	GB	1	0	1	0	0.0	0	0	0	0	0
10/22	BAL	DID NOT PLAY									
10/29	@ CLE	INACTIVE									
11/12	@ WAS	0	0	0	0	0.0	0	0	0	0	0
11/19	LAR	0	0	0	0	0.0	0	0	0	0	0
11/23	@ DET	INACTIVE									
12/3	@ ATL	INACTIVE									
12/10	@ CAR	INACTIVE									
12/17	CIN	INACTIVE									
12/23	@ GB	INACTIVE									
12/31	CHI	0	0	0	0	0.0	0	0	0	0	0
GP/GS: 5/0	2	0	2	0	0.0	0	0	0	0	0	0
2017 Playoffs											
1/14/18	NO	0	0	0	0	0.0	0	0	0	0	0
1/21/18	@ PHI	0	0	0	0	0.0	0	0	0	0	0
GP/GS: 2/0	0	0	0	0	0.0	0	0	0	0	0	0

2018	MIN	U	A	T	TFL	SK	QH	FF	FR	INT	PD
9/9	SF	0	2	2	0	0.0	0	0	0	0	0
9/16	@ GB	1	0	1	0	0.0	0	0	0	0	0
9/23	BUF	0	1	1	0	0.0	0	0	0	0	0
9/27	@ LAR	0	1	1	0	0.0	0	0	0	0	0
10/7	@ PHI	0	0	0	0	0.0	0	0	0	0	0
10/14	ARI	0	1	1	0	0.0	0	0	0	0	0
10/21	@ NYJ*	2	2	4	1	0.5	1	0	0	0	0
10/28	NO	0	1	1	0	0.0	0	0	0	0	0
11/4	DET	0	0	0	0	0.0	0	0	0	0	0
11/18	@ CHI	0	1	1	1	0.0	1	1	0	0	0
11/25	GB	0	2	2	0	0.0	0	0	0	0	0
12/2	@ NE	1	1	2	0	0.0	0	0	0	0	0
12/10	@ SEA	1	0	1	0	0.0	0	0	0	0	0
12/16	MIA	0	2	2	0	0.0	1	0	0	0	0
12/23	@ DET	1	0	1	1	0.0	1	0	0	0	0
12/30	CHI	0	0	0	0	0.0	0	0	0	0	0
GP/GS: 16/1	6	14	20	3	0.5	4	1	0	0	0	0



61

BRETT JONES

POSITION: Center
HEIGHT/WEIGHT: 6-2/315
DOB: 7-29-91
HOMETOWN: Weyburn, Sask.

COLLEGE: Regina (Canada)
ACQUIRED: T (NYG) 2018
NFL SEASON: 5
VIKINGS SEASON: 2

2018 GP/GS
 14/3

Career GP/GS
 44/17

Playoffs GP/GS
 1/1

- Started a career-high 13 games for the NY Giants in 2017.
- Originally a 2nd-round (16th pick overall) draft choice by the Calgary Stampeders in the 2013 Canadian Football League draft...Signed as a free agent by the Giants on Feb. 11, 2015.
- A teammate of Chicago DL Akiem Hicks at the University of Regina in Saskatchewan, Canada.

OFF THE FIELD Active in multiple community initiatives throughout his 1st season in Minnesota, such as visiting the Children's Minnesota St. Paul Hospital and donating dozens of Thanksgiving turkeys with his teammates on the offensive line at the Salvation Army in St. Paul...Visited NYFD Engine 22, Ladder 13 with teammates on the 16th anniversary of 9/11 to hear stories and have dinner with the firefighters...During Salute to Service month, played video games at the Quest Diagnostics Training Center against military veterans through the Wounded Warrior Project and led the veterans through a tour of the facility...Raised awareness for the Community Low Income Centre during the NFL's "My Cause My Cleats" initiative in Week 13 of the 2017 season...An avid outdoorsman, enjoying hunting and fishing.

PRO Acquired by the Vikings via trade in August of 2018...The first Canadian-born player to suit up for the Vikings since WR Nate Burleson...In three seasons with the Giants Jones played in 30 regular-season games with 14 starts, two at left guard and 12 at center...Also played in one postseason game...Played two seasons for the Calgary Stampeders of the CFL from 2013-2014, where he was regarded as one of the league's best offensive linemen...In 2014 Jones won the CFL's Most Outstanding Offensive Lineman award and was honored as a West Division all-star, CFL all-star and CFLPA All-Star...Helped the Stampeders to a 15-3 regular season finish and the Grey Cup Championship...In 2013 was selected as a West Division all-star and awarded the CFL's Most Outstanding Rookie Award.



Prior to his NFL career, Brett Jones played two successful seasons with the Calgary Stampeders of the Canadian Football League, winning a Grey Cup in 2014.
 (Photo courtesy of Calgary Stampeders Football Club)

HONORS Won the CFL's Most Outstanding Offensive Lineman award in 2014 and was honored as a West Division All-Star, CFL All-Star and CFLPA All-Star...Selected as a 2013 CFL West Division All-Star and received the CFL's 2013 Most Outstanding Rookie Award.

2018 Played in 14 total games in the 2018 season, starting 3 at C...Helped block for Kirk Cousins as he became the first player in NFL history to throw for 4,000 yards, 30 TDs, 10 or fewer INTs and post a 70.0% completion rate...Appeared on special teams vs. Chicago (12/30) and at Detroit (12/23)...Inactive vs. Miami (12/16)...Contributed on special teams at Seattle (12/10)...Inactive at New England (12/2)...Appeared on special teams vs. Green Bay (11/25) and at Chicago (11/18)...Contributed on offense and special teams vs. Detroit (11/4)...Appeared on special teams Weeks 4-8...Started at C vs. Buffalo (9/23)...Started at C and snapped for Kirk Cousins as he threw for 428 yards at Green Bay (9/16)...Made his Vikings debut while starting at C vs. San Francisco (9/9).

2017 Played in all 16 games with 13 starts...Helped the Giants gain a season-high 504 yards vs. Philadelphia (12/17) and rush for a season-best 260 yards vs. Washington (12/31)...Beginning with a game vs. the Chargers (10/8), Jones started each of the season's last 12 games at center...Took over at center after Weston Richburg suffered a concussion at Tampa Bay (10/1)...started at left guard at Philadelphia (9/24).

2016 Played in his first 14 NFL games with one start...Made his first start at left guard in place of injured Justin Pugh vs. Cincinnati (11/14), but left in the first quarter with a calf injury...Filled in at left guard after a knee injury to Pugh vs. Philadelphia (11/6)...Other appearances were on special teams and as an extra offensive lineman.

2015 Suffered a knee injury in the preseason and spent the season on injured reserve.

COLLEGE Played four seasons for the University of Regina Rams in Regina, Saskatchewan, Canada...In 2012, was a finalist for the J.P. Metras Trophy, which goes to the top lineman in CIS, and was named a first-team Canada West and Canadian Interuniversity Sport all-star and was Regina's male athlete of the year...Jones was also named a Canada West and Canadian Interuniversity Sport first-team all-star in 2011...In both 2011 and 2012 was named Canada West's top student-athlete...Three-time member of the Canadian all-academic team...Played in the 2012 East-West Bowl...Was a teammate of Chicago DL Akiem Hicks at Regina.

PREP Played high-school football at Weyburn Comprehensive and won 3A-division city championships in both 2007 and 2008...Named the South Division's outstanding offensive lineman at the 2009 Senior Bowl...Also played hockey as a youngster.

JONES' CAREER GAMES/STARTS

Year	GP/GS
2015 (NYG)	INJURED RESERVE
2016 (NYG)	14/1
Playoffs	1/1
2017 (NYG)	16/13
2018 (MIN)	14/3
Totals	44/17
Playoffs	1/1



98

LINVAL JOSEPH

POSITION: Defensive Tackle
HEIGHT/WEIGHT: 6-4/329
DOB: 10-10-88
HOMETOWN: Gainesville, FL

COLLEGE: East Carolina
ACQUIRED: FA 2014
NFL SEASON: 10
VIKINGS SEASON: 6

2018 GP/GS	Career GP/GS	Playoffs GP/GS
15/15	128/121 (53/46-NVG, 75/75-MIN)	7/7(4/4-NVG, 3/3-MIN)

- Joins Damon Harrison as the only 2 interior DL in the NFL to record at least 58 total tackles in each of the past 3 seasons, according to league stats.
- Veteran DT earned Super Bowl XLVI title as a starter with NY Giants in win over New England to cap the 2011 season.
- Made 41 consecutive starts (including 3 playoff games) before missing Week 7 of the 2018 season with an injury.
- Was born in the U.S. Virgin Islands and moved with his family to Florida when he was 10 years old.

OFF THE FIELD Born in the U.S. Virgin Islands and moved to the U.S. at age 10, settling with his family in Florida...Has a daughter, Elani...Supports the Bully the Bull Foundation, which raises awareness on behalf of anti-bullying causes...Visited Iceland during the 2017 offseason with teammates DE Danielle Hunter and TE Kyle Rudolph as a part of the team's Viking Heritage trip...Active with Open Door Ministry in his hometown of Gainesville, FL...Majored in communications at ECU...Has a Maltese-Yorkie cross named Lucky...Was a state-champion weight lifter as a junior in high school...Had his #76 retired at Santa Fe HS during the 2015 offseason.

PRO Selected to the Pro Bowl following the 2016 and 2017 seasons...Named NFC Defensive Player of the Week vs. St. Louis (11/8/15), only the 4th time in Vikings history a DT has been presented the award and the 1st time in his career earning the honor...Signed with the Vikings as an unrestricted free agent in 2014...Starter on Giants run to Super Bowl XLVI title after the 2011 season when the team went from a 9-7 regular season to the Super Bowl win, including road wins in the NFC Divisional Round (at Green Bay) and NFC Championship Game (at San Francisco)...Durable player with 120 starts in 128 career games and has missed only 6 game since 2011...Has started all 75 games he's appeared in as a Viking...Originally selected in 2nd round (#46) by Giants in 2010.

HONORS Earned his 1st career Pro Bowl nod following the 2016 season and was selected again after the 2017 season...Voted #76 after the 2016 season and #83 after the 2017 season on the NFL Top 100 list...Selected as 2015 Vikings Defensive MVP...Named NFC Defensive Player of the Week vs. St. Louis (11/8/15).

2018 Scored his 1st career TD when he recovered a Carson Wentz fumble and returned it 64 yards for a score at Philadelphia (10/7). Joseph's rumble was the 3rd-longest fumble recovery TD by a DL in Vikings history...Started all 15 games in which he appeared...Finished the season with 77 total tackles, 5 TFL, 1.0 sack, 1 FF, 1 FR, and 1 TD scored...Started his 75th game as a Viking vs. Chicago (12/30), totaling 5 tackles (4 solo) and 1 QBH...Notched 2 solo tackles at Detroit (12/23), his 120th career start...In his 125th career game, led the team with 10 total tackles (4 solo) at Seattle (12/10), topping a season high set the week before...Made 8 total tackles (5 solo) at New England (12/2)...Was inactive at New York (10/21), snapping a start streak of 41 straight games for Minnesota...Scored his 1st career TD and registered his first sack of the season along with 5 tackles (4 solo) and a QBH at Philadelphia (10/7)...Recorded 7

tackles (6 solo) and a crucial forced fumble on a goal-line stand against San Francisco (9/9).

2017 Set a career-high with 58 solo tackles while starting all 16 games for the #1-ranked scoring and yardage defense in the NFL, making his 2nd Pro Bowl...Made 5 tackles (3 solo) a TFL and a QBH at Philadelphia (1/21/18)...Led the defensive line with 9 tackles (5 solo) 4 QBH and 1 TFL vs. New Orleans (1/14/18) in the Vikings Divisional Round Playoff win...Recorded a team-high 7 QBH and 6 tackles (2 solo) vs. Chicago (12/31)...Made 6 tackles (4 solo) and 2 QBH at Green Bay (12/23) as the Vikings earned their 1st shutout since 1993...Totaled 4 tackles (3 solo) and 1 QBH vs. Cincinnati (12/17) to help the club win the NFC North title for the 2nd time in 3 seasons...Posted a team-high 8 solo tackles (10 total), 1.0 sack, 1 TFL and 2 QBH at Carolina (12/10)...Contributed 5 tackles (4 solo) at Detroit (11/23) on Thanksgiving Day...Started the 100th game of his NFL career and posted 4 tackles (2 solo) vs. Los Angeles Rams (11/19)...Recorded 3 tackles (2 solo), a TFL, a sack and 3 QBH vs. Cleveland (10/29) at Twickenham Stadium in London, England as a part of the NFL's International Series...Contributed 5 tackles (1 solo) 2 TFL, 0.5 sacks and 4 QBH vs. Green Bay (10/15)...Tied for the team lead with 6 solo tackles (7 total) and his 1st FR of the season at Chicago (10/9)...Led the team with 11 total tackles (7 solo) vs. Detroit (10/1) and notched his 1st sack of the season along with 1 QBH and TFL...Posted 3 total tackles (2 solo) and 2 QBH vs. Tampa Bay (9/24) in the 100th game of his career.

2016 Earned his 1st career Pro Bowl bid...Became the 1st Vikings DT to record 100 tackles in a season since Henry Thomas (100) in 1991...Totaled 100 tackles (48 solo), 7 TFL, 4.0 sacks, 36 QBHs and 3 FF for the NFL's 3rd-ranked defense (314.9 ypg)...Recorded 7 tackles (2 solo), 1 TFL, 1 sack, 2 QBHs and 1 FF, which was returned 20 yards for a TD by Everson Griffen, vs. Chicago (11/17)...Totaled a career-high 15 tackles (8 solo) vs.



Linval Joseph returns a Carson Wentz fumble 64 yards for his first career touchdown against the Philadelphia Eagles on Oct. 7th, 2018.

Indianapolis (12/18)...Registered 5 tackles (2 solo) and 1 QBH, adding a blocked FG, at Jacksonville (12/11)...Led Minnesota's D-linemen with 7 tackles (4 solo) vs. Arizona (11/20)...Totaled 6 tackles (3 solo), 5 QBHs and 1 FF, which led to a Minnesota TD 4 plays later, at Washington (11/13)...Tabbed 5 tackles (2 solo) and 1 QBH vs. Detroit (11/6)...Lined up in the backfield on both Minnesota TDs against the Lions – a 1-yard reception by Kyle Rudolph and a 1-yard rush by Rhett Ellison...Posted 7 tackles (2 solo), 1 TFL, 1 sack and 3 QBHs at Carolina (9/25)...Recorded 8 tackles (5 solo), 1 sack, a career-high-tying 3 TFL and 5 QBHs vs. Green Bay (9/18)...Totaled 8 tackles (6 solo), 1 TFL, 1 sack, 2 QBHs and 1 FR at Tennessee (9/11).

2015 Helped lead stifling Vikings defense that keyed run to NFC North title...Played big role in Vikings ranking #5 in the NFL in scoring defense, allowing 18.9 points per game and ranking #13 in total defense...Named NFC Defensive Player of the Week for performance vs. St. Louis (11/8), the 1st time in his career being selected for the honor...Had a pair of 9-tackle games at Oakland (11/15) and vs. Green Bay (11/22)...Missed 4 games during the regular season but returned to start the Wild Card playoff game vs. Seattle (1/10/16), his 5th career playoff start.

2014 1 of 3 new starters along the Vikings defensive line in 2014...Started all 16 games after signing with the club as an unrestricted free agent during the offseason...Finished 2nd along the defensive line with 73 tackles, trailing only Everson Griffen (75)...Made his Vikings debut, which included 6 tackles, 1 TFL, 1.0 sack and 4 QB hurries, in the season opening win at St. Louis (9/7)...Helped the Vikings defense become the NFL's most improved in 2014, allowing 7.1 fewer offensive points per game than in 2013...1 of 8 new defensive starters for the Vikings in 2014.

2013 Started 15 games...Part of NYG defense that ranked #12 in the NFL in total defense...Posted career-high 10 tackles at Carolina (9/22)...Notched 7 tackles and a sack against eventual Super Bowl champion vs. Seattle (12/15)...Missed 1 game with injury, inactive vs. Philadelphia (10/6)...Notched sack in a game

at Philadelphia (10/27) when he caught Matt Barkley...Shared sack on Cowboys QB Tony Romo at Dallas (9/8).

2012 Started all 16 games for 1st time in career...Ranked 5th on team with 72 tackles...Notched career-high 4.0 sacks...Posted career-best 2.0 sacks at Dallas (10/28)

2011 Moved into full-time starter role with 15 starts and played in 16 games...Opened all 4 playoff games en route to Super Bowl XLVI title...Had career-high 9 solo tackles vs. Green Bay (12/4)...Had a tackle and TFL in Super Bowl...Had 3 tackles each in opening 3 playoff games of run to the title...Notched 1st career sack on Dolphins QB Matt Moore vs. Miami (10/30/11).

2010 Saw time in 6 games as a rookie, inactive for 10...Had season-best 5 solo stops at Green Bay (12/26)...Played in 1st NFL game vs. Chicago (10/3).

COLLEGE Started 27 of his 41 career games at ECU, opening 9 at NT and 18 at RDE...Earned 1st-Team All-Conference USA as a senior in 2009...Earned Honorable Mention All-Conference USA as a junior...Scored a rushing TD in 2009 for the Pirates on a 1-yard carry.

PREP Twice named Class AAA All-State and lettered 4 times in football...Earned state title in weightlifting as a junior...Competed in shot put and discus as team advanced to state meet...Holds the school record in the shot put and discus.

INTERIOR FORCE

Linval Joseph joins Damon Harrison as the only two interior DL in the NFL to record at least 58 total tackles in each of the last 3 seasons, according to league stats.

TOTAL TACKLES / NFL DTs / 2016-2018

RK	PLAYER (TEAM)	TOTAL TACKLES
1.	Damon Harrison (NYG/DET)	243
2.	Linval Joseph (Min)	203
3.	Ndamukong Suh (MIA/LAR)	179
4.	DeForest Buckner (SF)	178
5.	Jurrell Casey (TEN)	166

JOSEPH'S NFL TOTALS

Year	GP/GS	Solo	Asst.	Total	Sacks	INTs	PBU	TFL	QBH	FF/FR
2010 (NYG)	6/0	8	3	11	0.0	0	0	--	--	0/0
2011 (NYG)	16/15	34	15	49	2.0	0	3	--	--	0/0
Playoffs	4/4	6	5	11	0.0	0	0	--	--	0/0
2012 (NYG)	16/16	39	33	72	4.0	0	0	--	--	1/2
2013 (NYG)	15/15	51	24	75	3.0	0	0	--	--	1/1
2014 (Min)	16/16	44	29	73	3.0	0	1	7	27	0/0
2015 (Min)	12/12	43	28	71	0.5	0	2	8	26	1/0
Playoffs	1/1	4	2	6	0.0	0	0	0	1	0/0
2016 (Min)	16/16	48	52	100	4.0	0	0	7	36	3/0
2017 (Min)	16/16	58	35	93	3.5	0	0	1	38	0/1
Playoffs	2/2	8	6	14	0.0	0	0	1	2	0/0
2018 (Min)	15/15	47	30	77	1.0	0	0	5	22	1/1
Totals	128/121	372	249	621	21.0	0	6	--	--	7/5
Playoffs	7/7	18	13	31	0.0	0	0	--	--	0/0

SINGLE-GAME CAREER HIGHS (* - playoffs)

Tackles15.....vs. Indianapolis, 12/18/16

Solo Tackles9.....vs. Green Bay, 12/4/11

Tackles for Loss3.....2x, last vs. Green Bay, 9/18/16

Forced Fumble1.....7x, last vs. San Francisco, 9/9/18

Fumble Recovery1.....5x, last at Philadelphia, 10/7/18

Sacks2.....at Dallas, 10/28/12

JOSEPH'S SACKS

GAME	QB	SACK
vs. Miami, 10/30/11	Matt Moore	1.0
@ San Francisco, 11/13/11	Alex Smith	1.0
vs. Dallas, 9/5/12	Tony Romo	1.0
@ San Francisco, 10/14/12	Alex Smith	1.0
@ Dallas, 10/28/12	Tony Romo	2.0
@ Dallas, 9/8/13	Tony Romo	0.5
@ Philadelphia, 10/27/13	Matt Barkley	1.0
vs. Dallas, 11/24/13	Tony Romo	0.5
vs. Seattle, 12/15/13	Russell Wilson	1.0
@ St. Louis, 9/7/14	Austin Davis	1.0
vs. Detroit, 10/12/14	Matthew Stafford	0.5
@ Buffalo, 10/19/14	Kyle Orton	1.0
vs. Chicago, 12/28/14	Jay Cutler	0.5
vs. St. Louis, 11/8/15	Nick Foles	0.5
at Tennessee, 9/11/16	Marcus Mariota	1.0
vs. Green Bay, 9/18/16	Aaron Rodgers	1.0
at Carolina, 9/25/16	Cam Newton	1.0
vs. Chicago, 11/17	Matt Barkley	1.0
vs. Detroit, 10/1/17	Matthew Stafford	1.0
vs. Green Bay, 10/15/17	Brett Hundley	0.5
vs. Cleveland (UK), 10/29/17	DeShone Kizer	1.0
at Carolina, 12/10/17	Cam Newton	1.0
at Philadelphia, 10/7/18	Carson Wentz	1.0
Total		21.0

JOSEPH'S TOUCHDOWN

GAME	PLAY
at Philadelphia, 10/7/18	64 FR
Total	1 (1 FR)

JOSEPH'S VIKINGS CAREER GAME-BY-GAME (*starts)

2014	MIN	U	A	T	TFL	SK	QH	FF	FR	INT	PD
9/7	@ STL*	1	5	1	6	1	1.0	4	0	0	0
9/14	NE*	1	3	4	0	0.0	1	0	0	0	0
9/21	@ NO*	3	0	3	1	0.0	2	0	0	0	0
9/28	ATL*	5	1	6	0	0.0	2	0	0	0	0
10/2	@ GB*	3	2	5	0	0.0	0	0	0	0	0
10/12	DET*	2	6	8	1	0.5	6	0	0	0	0
10/19	@ BUF*	1	1	2	1	1.0	1	0	0	0	0
10/26	@ TB*	3	2	5	0	0.0	1	0	0	0	0
11/2	WAS*	1	1	2	0	0.0	2	0	0	0	0
11/16	@ CHI*	3	1	4	0	0.0	0	0	0	0	0
11/23	GB*	3	4	7	1	0.0	0	0	0	0	0
11/30	CAR*	3	1	4	1	0.0	1	0	0	0	1
12/7	NYJ*	2	0	2	0	0.0	0	0	0	0	0
12/14	@ DET*	4	2	6	0	0.0	2	0	0	0	0
12/21	@ MIA*	4	2	6	0	0.0	4	0	0	0	0
12/28	CHI*	1	2	3	1	0.5	1	0	0	0	0
GP/GS: 16/16	44	29	73	7	3.0	27	0	0	0	0	1

2015	MIN	U	A	T	TFL	SK	QH	FF	FR	INT	PD
9/14	@ SF*	1	4	5	0	0.0	1	0	0	0	0
9/20	DET*	4	1	5	1	0.0	4	0	0	0	0
9/27	SD*	2	2	4	0	0.0	2	0	0	0	0
10/4	@ DEN*	2	2	4	2	0.0	2	0	0	0	1
10/18	KC*	3	1	4	1	0.0	1	0	0	0	0
10/25	@ DET*	5	1	6	0	0.0	2	0	0	0	0
11/1	@ CHI*	3	4	7	1	0.0	3	0	0	0	0
11/8	STL*	5	3	8	3	0.5	4	0	0	0	0
11/15	@ OAK*	4	5	9	0	0.0	4	1	0	0	0
11/22	GB*	7	2	9	0	0.0	3	0	0	0	0
11/29	@ ATL*	3	2	5	0	0.0	0	0	0	0	0
12/6	SEA	INACTIVE									
12/10	@ AZ	INACTIVE									
12/20	CHI	INACTIVE									
12/27	NYG*	3	2	5	0	0.0	0	0	0	0	1
1/3/16	@ GB	INACTIVE								0	0
GP/GS: 12/12	43	28	71	8	0.5	26	1	0	0	2	

2015 PLAYOFFS

1/10/16SEA*	4	2	6	0	0.0	1	0	0	0	0	0
-------------	---	---	---	---	-----	---	---	---	---	---	---

SUPER MEN

Linval Joseph's veteran leadership shows on the field and in the locker room. One of the reasons is he speaks from having the experience of reaching the ultimate goal and hoisting the Lombardi Trophy. Joseph was a starter on the 2011 NY Giants squad that topped New England for the Super Bowl XLVI title in Indianapolis, a game where he had a tackle and tackle for a loss.

VIKINGS WITH SUPER BOWL EXPERIENCE

PARTICIPANT, TEAM	SUPER BOWL
Mike Zimmer, Dallas (coach)	XXX vs. Pittsburgh
Jerry Gray, Tennessee (coach)	XXXIV vs. St. Louis
Adam Zimmer, New Orleans (coach)	XLIV vs. Indianapolis
Linval Joseph, NY Giants (player) XLVI vs. New England
Mark Ureyama, San Francisco (coach) XLVII vs. Baltimore
Gary Kubiak, Denver (player) XXI vs. New York Giants (player)
 XXII vs. Washington (player)
 XXIV vs. San Francisco
San Francisco (coach) XXIX vs. San Diego
Denver (coach) XXXII vs. Green Bay (coach)
 XXXIII vs. Atlanta (coach)
 50 vs. Carolina (coach)
Rick Dennison, Denver (player) XXI vs. New York Giants (player)
 XXII vs. Washington (player)
 XXIV vs. San Francisco (coach)
 XXXII vs. Green Bay (coach)
 XXXIII vs. Atlanta (coach)
 50 vs. Carolina
Brian Pariani, San Francisco (coach) XXIX vs. San Diego
Denver (coach) XXXII vs. Green Bay (coach)
 XXXIII vs. Atlanta (coach)
 50 vs. Carolina
Josh Kline, New England (player) XLIX vs. Seattle
Jordan Taylor, Denver (practice squad) 50 vs. Carolina
Sean Mannoni, LA Rams (player) LIII vs. New England

CENTURY CLUB

According to coaches stats, Linval Joseph registered career highs in tackles (100) and sacks (4, tied) in 2016, becoming just the 5th DT in franchise history, and 1st since Henry Thomas in 1991, to total at least 100 tackles and 4.0 sacks in a season. Alan Page accomplished the feat a team-record 6 times from 1972-77.

VIKINGS DTS WITH 100+ TACKLES AND 4.0+ SACKS IN A SEASON

PLAYER	SEASONS	YEARS
Alan Page	6	1972-77
James White	2	1980-81
Charlie Johnson	1	1984
Henry Thomas	2	1990-91
Linval Joseph	1	2016

2016	MIN	U	A	T	TFL	SK	QH	FF	FR	INT	PD
9/11	@ TEN*	2	6	8	1	1.0	2	1	0	0	0
9/18	GB*	5	3	8	3	1.0	5	0	0	0	0
9/25	@ CAR*	2	5	7	1	1.0	3	0	0	0	0
10/3	NYG*	2	1	3	0	0.0	1	0	0	0	0
10/9	HOU*	4	2	6	0	0.0	4	0	0	0	0
10/23	@ PHI*	1	5	6	0	0.0	0	0	0	0	0
10/31	@ CHI*	5	1	6	1	0.0	2	0	0	0	0
11/6	DET*	2	3	5	0	0.0	1	0	0	0	0
11/13	@ WAS*	3	3	6	0	0.0	5	1	0	0	0
11/20	ARI*	4	3	7	0	0.0	0	0	0	0	0
11/24	@ DET*	1	1	2	0	0.0	2	0	0	0	0
12/1	DAL*	3	2	5	0	0.0	3	0	0	0	0
12/11	@ JAX*	2	3	5	0	0.0	1	0	0	0	0
12/18	IND*	8	7	15	0	0.0	2	0	0	0	0
12/24	@ GB*	2	2	4	0	0.0	3	0	0	0	0
1/1/17	CHI*	2	5	7	1	1.0	2	1	0	0	0
GP/GS: 16/16	48	52	100	7	4.0	36	3	0	0	0	0

2017	MIN	U	A	T	TFL	SK	QH	FF	FR	INT	PD
9/11	NO*	4	2	6	0	0.0	3	0	0	0	0
9/17	@ PIT*	2	2	8	0	0.0	5	0	0	0	0
9/24	TB*	6	1	3	0	0.0	2	0	0	0	0
10/1	DET*	7	4	11	1	1.0	1	0	0	0	0
10/9	@ CHI*	6	1	7	0	0.0	0	0	1	0	0
10/15	GB*	1	4	5	2	0.5	4	0	0	0	0
10/22	BAL*	3	3	6	1	0.0	3	0	0	0	0
10/29	@ CLE*	2	1	3	1	1.0	3	0	0	0	0
11/12	@ WAS	3	3	6	0	0.0	3	0	0	0	0
11/19	LAR*	2	2	4	0	0.0	0	0	0	0	0
11/23	@ DET*	4	1	5	0	0.0	0	0	0	0	0
12/3	@ ATL*	1	2	3	0	0.0	2	0	0	0	0
12/10	@ CAR*	8	2	10	1	1.0	2	0	0	0	0
12/17	CIN*	3	1	4	0	0.0	1	0	0	0	0
12/23	@ GB*	4	2	6	0	0.0	2	0	0	0	0
12/31	CHI*	2	4	6	0	0.0	7	0	0	0	0
GP/GS: 16/16		58	35	93	6	3.5	38	0	1	0	0

2017 Playoffs

1/14/18	NO*	5	4	9	1	0.0	1	0	0	0	0
1/21/18	@ PHI*	3	2	5	1	0.0	2	0	0	0	0
GP/GS: 2/2		8	6	14	2	0.0	3	0	0	0	0



27

JAYRON KEARSE

POSITION: Safety
HEIGHT/WEIGHT: 6-4/215
DOB: 2-11-94
HOMETOWN: Fort Myers, FL

COLLEGE: Clemson
ACQUIRED: D7b (#244) 2016
NFL SEASON: 4
VIKINGS SEASON: 4

2018 GP/GS	Career GP/GS	Playoffs GP/GS
16/1	47/2	2/0

- Nephew of former NFL standout DE Jevon Kearse.
- Played on youth football teams in South Florida with future Clemson and Vikings teammate Mackensie Alexander.

OFF THE FIELD Actively involved with Big Brothers Big Sisters, featuring the cause during the 2018 My Cause My Cleats campaign...Made regular trips to the Hennepin County Juvenile Detention Center with teammates in 2018...Related to former NFL players DE Jevon Kearse (uncle) and CB Phillip Buchanon (cousin), both 1st-round selections...Majored in communication studies at Clemson...Has a daughter, Ja'riah...First name is pronounced JAY-ron.

PRO Selected in the 7th round (#244) of the 2016 NFL Draft after declaring after his junior year...Has appeared in 31 games with 1 start in his 1st 2 seasons, contributing mostly on special teams...Led Minnesota with 18 special teams tackles in 2018...Clemson's 9 players drafted in 2016 trailed only Ohio State's 12.

2018 Appeared in all 16 games throughout 2018, making 1 start...Regularly contributed as the nickel cornerback...Led the team with 18 total special teams tackles on the season...Registered 2 solo tackles and his 3rd TFL of the season vs. Chicago (12/30)...Notched a career-high 4 special teams tackles at New England (12/2)...Made his 2nd career start and 1st of the 2018 season at Chicago (11/18), logging 3 solo tackles...Tallied a career-high 4 solo tackles along with 1 ST tackle vs. New Orleans (10/28)...Had a career game at New York (10/21), catching up to Sam Darnold for his 1st career half-sack and finishing with 4 tackles (3 solo), 2 TFL, 0.5 sack, 1 QBH and 1 ST tackle...Totaled 1 tackle (1 solo) vs. San Francisco (9/9) while seeing significant time as a nickel corner for the first time in his career.

2017 Appeared in 15 games contributing mostly on special teams, tallying 14 special teams tackles, 4th-most on the team...Made a ST tackle in the Vikings playoff win vs.

2018	MIN	U	A	T	TFL	SK	QH	FF	FR	INT	PD
9/9	SF*	6	1	7	0	0.0	3	1	0	0	0
9/16	@ GB*	4	2	6	1	0.0	0	0	0	0	0
9/23	BUF*	2	2	4	0	0.0	2	0	0	0	0
9/27	@ LAR*	2	3	5	0	0.0	2	0	0	0	0
10/7	@ PHI*	4	1	5	1	1.0	1	0	1	0	0
10/14	ARI*	2	2	4	0	0.0	1	0	0	0	0
10/21	@ NYJ	INACTIVE									
10/28	NO*	4	2	6	2	0.0	3	0	0	0	0
11/4	DET*	0	4	4	0	0.0	1	0	0	0	0
11/18	@ CHI*	2	1	3	0	0.0	3	0	0	0	0
11/25	GB*	3	3	6	0	0.0	1	0	0	0	0
12/2	@ NE*	5	3	8	0	0.0	0	0	0	0	0
12/10	@ SEA*	6	4	10	1	0.0	2	0	0	0	0
12/16	MIA*	1	1	2	0	0.0	2	0	0	0	0
12/23	@ DET*	2	0	2	0	0.0	0	0	0	0	0
12/30	CHI*	4	1	5	0	0.0	1	0	0	0	0
GP/GS: 15/15		47	30	77	5	1.0	22	1	1	0	0

New Orleans (1/14)...Wrapped up 3 tackles (2 solo) and his 1st career TFL vs. Cincinnati (12/17) to help win the NFC North title...Contributed a career-high 2 special teams tackles at Washington (11/12)...Tallied a special teams tackle vs. Cleveland (10/29) at Twickenham Stadium in London, England as a part of the NFL's International Series...Inactive for the 1st time in his career at Chicago (10/9) due to a groin injury.

2016 Saw action in all 16 games (1 start), totaling 7 tackles (1 solo) on defense and 6 stops (3 solo) and 1 FR on special teams...Tallied 1 special teams tackle and recovered a muffed punt, seeing limited action on defense, vs. Chicago (1/1/17)...Subbed for an injured Andrew Sendejo and recorded his 1st career defensive statistics, 6 tackles (1 solo), at Philadelphia (10/23)...Tallied 1 special teams tackle in his NFL debut at Tennessee (9/11).

COLLEGE A 2-year starter at SS, appearing in 40 games with 29 starts at Clemson...Earned 1st-team All-American honors from the AP in 2015, totaling 87 tackles, 6.5 TFL, 1 INT and 8 PD...Shared Player of the Game honors after setting a career-best with 3 TFL vs. Georgia Tech (10/10/15)...Had 10 tackles in the Capital One Orange Bowl vs. Oklahoma (12/31/15)...Recorded 3 tackles in the National Championship Game against Alabama (1/11/16)...Had 67 tackles, 5 TFL, 3 sacks, 2 INTs and 7 PD in 2014...Collected 4 tackles and 1 INT at #1 Florida State (9/20/14)...Had 4 tackles and 1 FR in the Russell Athletic Bowl vs. Oklahoma (12/29/14)...Totaled 55 tackles, 0.5 TFL and a career-high 4 INTs in 2013...Had 9 tackles and a key INT vs. Ohio State (1/13/14) in the Orange Bowl.

PREP Was rated the #16 athlete in the nation by Rivals.com...Named the area Defensive Player of the Year at South Fort Myers HS...Helped his team to an 11-2 record as a senior...Scored 10 total TDs on offense as a senior...Had 1,600 rushing yards and 17 TDs as a junior...Attended the same HS as Bills WR Sammy Watkins, who also played at Clemson...Played in the Offense-Defense Bowl in Houston.

KEARSE'S NFL TOTALS

Year	GP/GS	Solo	Asst.	Total	Sacks	INTs	PBU	TFL	QBH	FF/FR	Special Teams
2016 (Min)	16/1	1	6	7	0.0	0	0	0	0	0/0	6
2017 (Min)	15/0	2	1	3	0.0	0	0	1	0	0/0	14
Playoffs	2/0	0	0	0	0.0	0	0	0	0	0/0	0
2018 (Min)	16/1	18	2	20	0.5	0	2	3	2	0/0	18
Totals	47/2	21	9	30	0.5	0	2	4	2	0/0	38
Playoffs	2/0	0	0	0	0.0	0	0	0	0	0/0	1

SINGLE-GAME CAREER HIGHS (* - playoffs)

Tackles	13.....	6at Philadelphia, 10/23/16
Solo Tackles	4.....	vs. New Orleans, 10/28/18
Tackles for Loss	2.....	at New York jets, 10/21/18

Sacks	0.5	at New York Jets, 10/21/18
QB Hurries	2	2x, last as NY Jets, 10/21/18
Sp. Teams Tackles	4	at New England, 12/2/18

KEARSE'S CAREER GAME-BY-GAME (*starts)

2016	MIN	U	A	T	TFL	SK	QH	FF	FR	INT	PD
9/11	@ TEN	0	0	0	0	0.0	0	0	0	0	0
9/18	GB	0	0	0	0	0.0	0	0	0	0	0
9/25	@ CAR	0	0	0	0	0.0	0	0	0	0	0
10/3	NYG	0	0	0	0	0.0	0	0	0	0	0
10/9	HOU	0	0	0	0	0.0	0	0	0	0	0
10/23	@ PHI	1	5	6	0	0.0	0	0	0	0	0
10/31	@ CHI*	0	1	1	0	0.0	0	0	0	0	0
11/6	DET	0	0	0	0	0.0	0	0	0	0	0
11/13	@ WAS	0	0	0	0	0.0	0	0	0	0	0
11/20	ARI	0	0	0	0	0.0	0	0	0	0	0
11/24	@ DET	0	0	0	0	0.0	0	0	0	0	0
12/1	DAL	0	0	0	0	0.0	0	0	0	0	0
12/11	@ JAX	0	0	0	0	0.0	0	0	0	0	0
12/18	IND	0	0	0	0	0.0	0	0	0	0	0
12/24	@ GB	0	0	0	0	0.0	0	0	0	0	0
1/1/17	CHI	0	0	0	0	0.0	0	0	0	0	0
GP/GS: 16/1		1	6	7	0	0.0	0	0	0	0	0

2017	MIN	U	A	T	TFL	SK	QH	FF	FR	INT	PD
9/11	NO	0	0	0	0	0.0	0	0	0	0	0
9/17	@ PIT	0	0	0	0	0.0	0	0	0	0	0
9/24	TB	0	0	0	0	0.0	0	0	0	0	0
10/1	DET	0	0	0	0	0.0	0	0	0	0	0
10/9	@ CHI	INACTIVE									
10/15	GB	0	0	0	0	0.0	0	0	0	0	0
10/22	BAL	0	0	0	0	0.0	0	0	0	0	0
10/29	@ CLE	0	0	0	0	0.0	0	0	0	0	0
11/12	@ WAS	0	0	0	0	0.0	0	0	0	0	0
11/19	LAR	0	0	0	0	0.0	0	0	0	0	0
11/23	@ DET	0	0	0	0	0.0	0	0	0	0	0
12/3	@ ATL	0	0	0	0	0.0	0	0	0	0	0
12/10	@ CAR	0	0	0	0	0.0	0	0	0	0	0
12/17	CIN	2	1	3	1	0.0	0	0	0	0	0
12/23	@ GB	0	0	0	0	0.0	0	0	0	0	0
12/31	CHI	0	0	0	0	0.0	0	0	0	0	0
GP/GS: 14/0		2	1	3	1	0	0	0	0	0	0


2017 Playoffs

1/14/18	NO	0	0	0	0	0.0	0	0	0	0	0
1/21/18	@ PHI	0	0	0	0	0.0	0	0	0	0	0
GP/GS: 2/0		0	0	0	0	0.0	0	0	0	0	0

KEARSE'S SACK

GAME	QB	SACK
at New York Jets, 10/21/18	Sam Darnold	0.5
Total		0.5

2018	MIN	U	A	T	TFL	SK	QH	FF	FR	INT	PD
9/9	SF	1	0	1	0	0.0	1	0	0	0	0
9/16	@ GB	0	0	0	0	0.0	0	0	0	0	0
9/23	BUF	0	0	0	0	0.0	0	0	0	0	0
9/27	@ LAR	1	0	1	0	0.0	0	0	0	0	1
10/7	@ PHI	1	0	1	0	0.0	0	0	0	0	0
10/14	ARI	1	0	1	0	0.0	0	0	0	0	0
10/21	@ NYJ	3	1	4	2	0.5	1	0	0	0	0
10/28	NO	4	0	4	0	0.0	0	0	0	0	0
11/4	DET	0	0	0	0	0.0	0	0	0	0	0
11/18	@ CHI*	3	0	3	0	0.0	0	0	0	0	0
11/25	GB	2	1	3	0	0.0	0	0	0	0	1
12/2	@ NE	0	0	0	0	0.0	0	0	0	0	0
12/10	@ SEA	0	0	0	0	0.0	0	0	0	0	0
12/16	MIA	0	0	0	0	0.0	0	0	0	0	0
12/23	@ DET	0	0	0	0	0.0	0	0	0	0	0
12/30	CHI	2	0	2	1	0.0	0	0	0	0	0
GP/GS: 16/1		18	2	20	3	0.5	2	0	0	0	2



Current Vikings and former Clemson teammates Jayron Kearse (20) and Mackensie Alexander (2) break up a pass intended for Oklahoma wide receiver Sterling Shepard in the 2nd half of the Russell Athletic Bowl in December of 2014.
(AP Photo/John Raoux)



54

ERIC KENDRICKS

POSITION: Linebacker
HEIGHT/WEIGHT: 6-0/232
DOB: 2-29-92
HOMETOWN: Fresno, CA

COLLEGE: UCLA
ACQUIRED: D2 (#45) 2015
NFL SEASON: 5
VIKINGS SEASON: 5

2018 GP/GS 14/14
Career GP/GS 59/55
Playoff GP/GS 3/3

- Led the team in tackles for the 4th consecutive season, finishing 2018 with 122 total tackles.
- Recorded INTs in back-to-back games in Weeks 13-14, making him the 1st Vikings LB with multiple INTs in a single season since Chad Greenway (3) and Erin Henderson (2) in 2013.
- One of two Vikings to intercept Tom Brady, joining Darren Sharper.
- Racked up a career-high 18 total tackles at New England (12/2) in Week 13 while picking off Tom Brady for his 3rd career INT.
- Was the 2nd Vikings rookie to lead team in tackles in team history and the 1st since 1961 expansion season when Rip Hawkins led the club.
- T-2nd most career INT Return TDs (2) in team history by a LB, trailing only Rip Hawkins (3).

OFF THE FIELD Earned his degree in political science... Father, Horace, was a RB at UCLA and went on to play in the Canadian Football League... Brother, Mychal, attended California and was drafted by the Philadelphia Eagles in the 2nd round (#46 overall) in the 2012 NFL Draft, 1 pick lower than younger brother Eric would go 3 years later... Named to the Athletic Director's Honor Roll each year from 2011-14... "Leap Year" baby born on 2/29/92 in Clovis, CA... 1 of 8 siblings... Regularly met with youth at the Hennepin County Juvenile Detention Center throughout the 2018 season, sitting in on classes and speaking with students... Visited pediatric patients at UCLA Mattel Children's Hospital during the 2019 offseason, playing video games, doing arts and crafts and talking football with the kids.

HONORS Named NFC Defensive Player of the Week for game at Tennessee (9/11/16)... Named to PFWA All-Rookie Team for 2015... Earned NFC Defensive Rookie of the Month for October 2015.

PRO Has led Minnesota in tackles in 4 consecutive seasons... started all 16 games for the league's #1-ranked scoring and yards defense in 2017... Became the 2nd player and 1st LB in team history to record at least 10 TFL and 10 PD in the same season, after recording 126 tackles (86 solo), 10 TFL, 2.5 sacks, 4 QBHs, 1 FF, 1 INT and 11 PD in 2016... Scored his 1st-career TD, returning an INT 77 yards, at Tennessee (9/11/16)... Paired with DE Danielle Hunter (24-yard FR-TD) to mark the 6th time in team history TDs were scored by INT and fumble return in a game... Took over regular starting role for Vikings at MLB as a rookie in 2015... Became the 2nd Vikings rookie to lead team in tackles when he posted 105 in 2015 (Rip Hawkins, 1961)... Selected in the 2nd Round with the #45 overall pick in 2015 NFL Draft... College roommate and teammate of 2014 1st-round selection, Anthony Barr.

2018 Started 14 consecutive games to begin the season before missing the final 2 due to a hamstring injury... Despite missing time, led the team in tackles for the 4th consecutive season, finishing with 122... Inactive Weeks 16-17 from a hamstring injury... Wrapped up his 1st sack of the season vs.

Miami (12/16)... At Seattle (12/10), marked his 2nd straight game with an INT, picking off Russell Wilson in the red zone (3 yard return) to become the 1st Vikings LB with multiple INTs in a single season since Chad Greenway (3) and Erin Henderson (2) in 2013... Broke a career high set 2 weeks prior by recording 18 total tackles (11 solo) at New England (12/2). Also intercepted Tom Brady for the 3rd INT of his career... Racked up a career-high 14 total tackles at Chicago (11/18), including a career-high 12 solo tackles. Also forced 1 QBH... Produced a team-leading 10 tackles (7 solo) vs. New Orleans, a season high. Also recorded 2 TFL... Led the team with 7 tackles (4 solo) and recovering a Jay Ajayi fumble at the goal line... Recorded 5 tackles (4 solo), 2 QBH and 1 forced fumble against San Francisco (9/9).

2017 Led the team with a career-high 136 tackles, starting all 16 games for the 1st time in his career for the #1 defense in the NFL... Registered 6 solo tackles and 2 PD at Philadelphia (1/21/18)... Had a team-high 10 tackles (7 solo) and 2 QBH in the Vikings Divisional Round win vs. New Orleans (1/14/18)... Made 8 tackles (5 solo) and a PD at Green Bay (12/23) as the Vikings shutout the Packers at Lambeau for the 1st time ever... Led the team with 6 tackles (4 solo), a TFL and his 2nd career INT which he returned 31 yards for his 2nd career INT TD vs. Cincinnati (12/17) to clinch the NFC North for the 2nd time in 3 seasons... Totaled 10 tackles (6 solo) at Carolina (12/10) for his 7th double-digit tackle game in 2017, also added 2 QBH... Led the team with 11 solo tackles, his 6th game this season with double-digit tackles, which pushes his season total over the century mark for the 3rd straight season, and a PD at Atlanta (12/3)... Recorded a career-high 4 QBH at Detroit (11/23) on Thanksgiving Day while also tallying 3 tackles (1 solo)... Led the team in tackles for the 3rd consecutive week, totaling 13 tackles (8 solo) with a TFL, 2 QBH and 2 passes defended vs. Cleveland (10/29) at Twickenham Stadium in London, England as a part of the NFL's International Series... Led the team with 13 tackles, tying a career-high (11 solo) and 4 TFL, also tying

BIG PLAY 'BACKER

Eric Kendricks has established himself as a defensive leader of the Vikings in his opening 4 seasons and is making a mark in the club's record book as well.

VIKINGS CAREER INTERCEPTION RETURN TDs BY LINEBACKERS

PLAYER, SEASONS	INT TDs
Rip Hawkins, 1961-65	3
Eric Kendricks, 2015-17	2
Chad Greenway, 2006-16	2
Mike Merriweather, 1989-92	2

VIKINGS CONSECUTIVE SEASONS LEADING TEAM IN TACKLES

PLAYER	SEASONS
Scott Studwell	6, 1980-85
Chad Greenway	6, 2008-13
Eric Kendricks	4, 2015-18
Rip Hawkins	4, 1961-64
Jack Del Rio	3, 1992-94
Ed McDaniel	3, 1997-99

a career-high, vs. Baltimore (10/22)...Posted a team-high 11 tackles (9 solo) and a PD vs. Green Bay (10/15)...Compiled 9 tackles (5 solo), his 1st sack of the season along with 2 TFL and 2 QBH vs. Detroit (10/1)...Led the team with 13 total tackles (6 solo) at Pittsburgh (9/17).

2016 Totaled a career-high 126 tackles (86 solo) - including 49 in the final 4 games of the season - 10 TFL, 2.5 sacks, 4 QBHs, 1 FF, 1 FR, 1 INT and 11 PD...Became the 2nd Viking and 1st LB in team history to record at least 10 TFL and 10 PD in the same season...Matched a career high with 13 tackles (8 solo), adding 1 TFL and 1 QBH, vs. Chicago (1/1/17)...Registered career highs in tackles (13, tied), sacks (2.5) and TFL (4), adding 3 QBHs, at Green Bay (12/24)...Tied for 2nd among LBs in franchise history with his 2.5 sacks against the Packers...Led Minnesota's LBs with 12 tackles, reaching the 100-tackle mark for the 2nd time in his career, vs. Indianapolis (12/18)...Totaled a team-high 11 tackles, 1 TFL and 1 PD at Jacksonville (12/11)...Tallied 8 tackles and recovered a WR Lucky Whitehead fumble forced by DE Everson Griffen vs. Dallas (12/1)...Recorded 5 tackles, including 1 TFL, and 1 PD vs. Arizona (11/20)...Tabbed 1 tackle and 1 PD before leaving the game with a hip injury in the 1st quarter at Washington (11/13)...Inactive (concussion) vs. Detroit (11/6)...Notched a game-high 9 tackles at Chicago (10/31)...Led the team with 12 tackles at Philadelphia (10/23)...Competed against his brother, Eagles LB Mychal Kendricks, for just the 2nd time and 1st since college when Eric's UCLA Bruins played Mychal's Cal Bears...Led Vikings LBs with 8 tackles, adding 1 PD, at NY Giants (10/3)...Posted 5 stops, including 1 TFL, 1 FF (recovered by S Andrew Sendejo) and 1 PD vs. Green Bay (9/18)...Scored his 1st-career TD, returning an INT 77 yards, to give the Vikings its 1st lead of the day in the season opener at Tennessee (9/11)...Paired with DE Danielle Hunter (24-yard FR-TD) to mark the 6th time in team history TDs were scored by INT and fumble returns in a single game...Also posted 7 tackles, including 1 TFL, against the Titans en route to winning NFC Defensive Player of the Week.

2015 Stepped into starting role early in rookie campaign and went on to lead team in tackles with 105, the 2nd time in team history a rookie led the team in stops...Honored in postseason with spot on the PFWA/PFW All-Rookie Team...Selected as NFC Defensive Rookie of the Month for October 2015 when

he had 25 tackles and 4 sacks in a 3-game span...Tied for 2nd in Vikings history with 4.0 sacks by a rookie LB and ranked tied for 4th in club history for starts by a rookie LB...Helped Vikings to an 11-5 mark and NFC North title...Part of rookie group that tied a team record by starting 6 players in a game when Kendricks joined T.T.J. Clemmings, WR Stefon Diggs, LB Edmond Robinson, CB Trae Waynes and S Anthony Harris in the starting lineup at Arizona (12/10)...Notched season-best 13 tackles vs. Kansas City (10/18)...Had season-high 2.0 sacks at Detroit...Took over starting duties at MLB at Denver (10/4), a narrow 23-20 loss, and notched 1st career sack when he hauled down future Hall of Fame Peyton Manning...Missed 2 games, vs. St. Louis (11/8) and at Oakland (11/15) with injury...Had 3-game streak with a sack - at Denver, vs. Kansas City and at Detroit.

COLLEGE All-time leading tackler in UCLA history with 481 tackles...Started 42 career games for the Bruins...Became UCLA's 1st Butkus Award winner in 2014...Won the Lott IMPACT Trophy, the 2nd straight season a Bruin won that award (Anthony Barr, 2013)...Earned All-American praise as a senior...Led UCLA in tackles each season from 2012-14...INT return for TD vs. Virginia, 3rd TD of his career...Co-Captain in 2014...Presented at team banquet with Best Leadership Award, Heart Award and Most Valuable Player Award...Co-Captain in 2013, earning honorable mention all-conference and all-academic team...Started all 14 games as a sophomore and earned honorable mention All-Pac-12 and academic all-conference as sophomore...Started 3 of his 14 contests as a freshman and ranked 2nd on the team in tackles (76), earning the Bruins Rookie of the Year award...Honorable mention as freshman All-American and Pac-12 all-academic team...Took a redshirt in 2010 and was named the team's Outstanding Scout Team Player.

PREP 3-year letter winner at Herbert Hoover HS in Fresno, CA...Saw action at LB, QB, RB, K and P...Served as team captain during his junior and senior seasons...Notched 117 tackles and 2 INTs as a senior...Scored 14 TDs on offense...Named 1st-Team All-League defense by the Fresno Bee during junior and senior campaigns...Standout in basketball and baseball...Team captain and 1st-Team All-League in 2009 in basketball...1st-Team All-League in 2009-10 in baseball...Named 2010 Male Tri-Athlete of the Year at Herbert Hoover HS.



During the 2019 offseason Vikings LB Eric Kendricks visited pediatric patients at UCLA Mattel Children's hospital, playing video games, doing arts and crafts and talking football. (UCLA Mattel Children's Hospital)

KENDRICKS' NFL TOTALS

Year	GP/GS	Solo	Asst.	Total	Sacks	INTs	PBU	TFL	QBH	FF/FR
2015 (Min)	14/11	80	25	105	4.0	0	2	11	9	0/0
Playoffs	1/1	4	4	8	0.0	0	2	0	0	0/0
2016 (Min)	15/14	86	40	126	2.5	1	11	10	4	1/1
2017 (Min)	16/16	87	49	136	1.0	1	8	9	13	0/0
Playoffs	2/2	13	3	16	0.0	0	4	0	2	0/0
2018 (Min)	14/14	79	43	121	1.0	2	7	5	5	1/1
Totals	59/55	332	157	489	8.5	4	28	35	31	2/2
Playoffs	3/3	17	7	24	0.0	0	4	0	2	0/0

SINGLE-GAME CAREER HIGHS (* - playoffs)

Tackles	18	at New England, 12/2/18	Long INT Return	77t	at Tennessee, 9/11/16
Solo Tackles	12	at Chicago, 11/18/18	Forced Fumble	1	2x, last vs. San Francisco, 9/9/18
Sacks	2.5	at Green Bay, 12/24/16	Fumble Recovery	1	2x, last at Philadelphia, 10/7/18
Passes Defensed	2	4x, last at NY Jets, 10/21/18	QB Hurries	4	2x, last at Detroit, 11/23/17
Tackles for Loss	4.0	2x, last vs. Baltimore, 10/22/17	INT Return TD	1	2x, last vs. Cincinnati, 12/17/17
Interception	1	4x, last at Seattle, 12/10/18			

KENDRICKS' INTERCEPTIONS

GAME	QB	INT (YDS)
@ Tennessee, 9/11/16	Marcus Mariota	1 (77t)
vs. Cincinnati, 12/17/17	Andy Dalton	1 (31t)
at New England, 12/2/18	Tom Brady	1 (0)
at Seattle, 12/10/18	Russell Wilson	1 (3)

KENDRICKS' TOUCHDOWN

GAME	PLAY
@ Tennessee, 9/11/16	77 INT
vs. Cincinnati, 12/17/17	31 INT

KENDRICKS' SACKS

GAME	QB	SACK
@ Denver, 10/4/15	Peyton Manning	1.0
vs. Kansas City, 10/18/15	Alex Smith	1.0
@ Detroit, 10/25/15	Matthew Stafford	2.0
@ Green Bay, 12/24/16	Aaron Rodgers	2.5
vs. Detroit, 10/1/17	Matthew Stafford	1.0
vs. Miami, 12/16/18	Ryan Tannehill	1.0
Total		8.5

KENDRICKS' CAREER GAME-BY-GAME (*starts)

2015	MIN	U	A	T	TFL	SK	QH	FF	FR	INT	PD
9/14	@ SF	1	0	1	0	0.0	0	0	0	0	0
9/20	DET	3	2	5	0	0.0	0	0	0	0	0
9/27	SD	8	1	9	0	0.0	0	0	0	0	0
10/4	@ DEN*	4	1	5	1	1.0	1	0	0	0	0
10/18	KC*	11	2	13	1	1.0	1	0	0	0	2
10/25	@ DET*	6	1	7	3	2.0	4	0	0	0	0
11/1	@ CHI*	9	1	10	1	0.0	0	0	0	0	0
11/8	ST	INACTIVE									
11/15	@ OAK	INACTIVE									
11/22	GB*	5	3	8	1	0.0	0	0	0	0	0
11/29	@ ATL*	5	2	7	1	0.0	0	0	0	0	0
12/6	SEA*	3	4	7	0	0.0	1	0	0	0	0
12/10	@ AZ*	7	3	10	0	0.0	0	0	0	0	0
12/20	CHI*	6	1	7	0	0.0	0	0	0	0	0
12/27	NYG*	5	2	7	0	0.0	0	0	0	0	0
1/3/16	@ GB*	7	2	9	3	0.0	2	0	0	0	0
GP/GS: 14/11		80	25	105	11	4.0	9	0	0	0	2
2015 PLAYOFFS											
1/10/16SEA*		4	4	8	0	0.0	0	0	0	0	2

2016	MIN	U	A	T	TFL	SK	QH	FF	FR	INT	PD
9/11	@ TEN*	5	2	7	1	0.0	0	0	0	1	1
9/18	GB*	3	2	5	1	0.0	0	1	0	0	2
9/25	@ CAR*	7	5	12	0	0.0	0	0	0	0	1
10/3	NYG*	6	2	8	0	0.0	0	0	0	0	1
10/9	HOU*	5	0	5	0	0.0	0	0	0	0	2
10/23	@ PHI*	9	3	12	0	0.0	0	0	0	0	0
10/31	@ CHI*	7	2	9	0	0.0	0	0	0	0	0
11/6	DET	INACTIVE									
11/13	@ WAS*	0	1	1	0	0.0	0	0	0	0	1
11/20	ARI*	3	2	5	1	0.0	0	0	0	0	1
11/24	@ DET	4	1	5	1	0.0	0	0	0	0	0
12/1	DAL*	5	3	8	0	0.0	0	0	1	0	0
12/11	@ JAX*	9	2	11	1	0.0	0	0	0	0	1
12/18	IND*	7	5	12	0	0.0	0	0	0	0	0
12/24	@ GB*	8	5	13	4	2.5	3	0	0	0	1
1/1/17	CHI*	8	5	13	1	0.0	1	0	0	0	0
GP/GS: 15/14		86	40	126	10	2.5	4	1	1	1	11

2017	MIN	U	A	T	TFL	SK	QH	FF	FR	INT	PD
9/11	NO*	5	4	9	0	0.0	1	0	0	0	1
9/17	@ PIT*	6	7	13	0	0.0	0	0	0	0	0
9/24	TB*	2	2	4	0	0.0	0	0	0	0	1
10/1	DET*	5	4	9	2	1.0	2	0	0	0	0
10/9	@ CHI*	5	3	8	0	0.0	0	0	0	0	1
10/15	GB*	9	2	11	0	0.0	0	0	0	0	1
10/22	BAL*	11	2	13	4	0.0	0	0	0	0	0
10/29	@ CLE*	8	5	13	1	0.0	2	0	0	0	2
11/12	@ WAS	7	3	10	1	0.0	0	0	0	0	0
11/19	LAR*	1	3	4	0	0.0	2	0	0	0	0
11/23	@ DET*	1	2	3	0	0.0	4	0	0	0	0
12/3	@ ATL*	11	0	11	0	0.0	0	0	0	0	1
12/10	@ CAR*	6	4	10	0	0.0	2	0	0	0	0
12/17	CIN*	4	2	6	1	0.0	0	0	0	1	1
12/23	@ GB*	5	3	8	0	0.0	0	0	0	0	1
12/31	CHI*	1	3	4	1	0.0	0	0	0	0	0
GP/GS: 16/16		87	49	136	10	1.0	13	0	0	1	8
2017 Playoffs											
1/14/18	NO*	7	3	10	0	0.0	2	0	0	0	2
1/21/18	@ PHI*	6	0	6	0	0.0	0	0	0	0	2
GP/GS: 2/2		13	3	16	0	0.0	2	0	0	0	4

2018	MIN	U	A	T	TFL	SK	QH	FF	FR	INT	PD
9/9	SF*	4	1	5	0	0.0	2	1	0	0	1
9/16	@ GB*	3	5	8	0	0.0	0	0	0	0	1
9/23	BUF*	7	2	9	1	0.0	0	0	0	0	0
9/27	@ LAR*	7	0	7	1	0.0	0	0	0	0	0
10/7	@ PHI*	4	4	8	0	0.0	0	0	1	0	0
10/14	ARI*	4	3	7	0	0.0	0	0	0	0	0
10/21	@ NYJ*	4	3	7	0	0.0	0	0	0	0	2
10/28	NO*	7	3	10	2	0.0	0	0	0	0	0
11/4	DET*	6	3	9	0	0.0	1	0	0	0	0
11/18	@ CHI*	12	2	14	0	0.0	1	0	0	0	0
11/25	GB*	2	5	7	0	0.0	0	0	0	0	0
12/2	@ NE*	11	7	18	0	0.0	0	0	0	1	1
12/10	@ SEA*	3	4	7	0	0.0	0	0	0	1	1
12/16	MIA*	5	1	6	1	1.0	1	0	0	0	1
12/23	@ DET	INACTIVE									
12/30	CHI	INACTIVE									

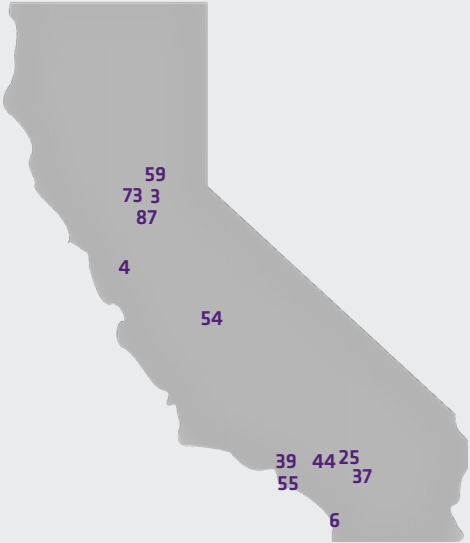
GP/GS: 14/14	79	43	122	5	1.0	5	1	1	2	7
--------------	----	----	-----	---	-----	---	---	---	---	---

CALIFORNIA KIDS

After traveling to Los Angeles for the first time since 1993 for a matchup with the Rams last season, the Vikings will return to California for a Week 15 bout with the Los Angeles Chargers in 2019. The 2019 Minnesota Vikings squad features 12 players native to the state of California, more than any other state. Of those 12, five played collegiality within The Golden State - Anthony Barr, Eric Kendricks and Nate Meadors at UCLA, Cameron Smith at USC and Derron Smith at Fresno State.

2019 VIKINGS FROM CALIFORNIA

#	PLAYER	HOMETOWN
3	Jake Browning	Folsom
4	Sean Mannion	Pleasanton
6	Matt Wile	San Diego
25	Alexander Mattison	San Bernardino
37	Derron Smith	Banning
39	Marcus Epps	Los Angeles
44	Nate Meadors	San Bernardino
54	Eric Kendricks	Fresno
55	Anthony Barr	San Pedro
59	Cameron Smith	Granite Bay
73	Dru Samia	West Sacramento
87	Cole Hikutini	Elk Grove





64

JOSH KLINE

POSITION: Guard
HEIGHT/WEIGHT: 6-3/300
DOB: 12/29/89
HOMETOWN: Mason, OH

COLLEGE: Kent State
ACQUIRED: FA 19
NFL SEASON: 7
VIKINGS SEASON: 1

2018 GP/GS
 16/16 - TEN

Career GP/GS
 79/64

Playoffs GP/GS
 6/5
 (46/46 - TEN, 33/18 - NE)
 (2/2-TEN, 4/3-NE)

- Started 46 consecutive games at right guard for Tennessee from 2016-2018.
- A member of the 2014 Super Bowl Champion New England Patriots.

OFF THE FIELD An active outdoorsman who enjoys both hunting and fishing...Majorred in history at Kent State...Married his wife, Natalie, during the 2016 offseason.

PRO Signed with Minnesota on 4/20/19...Re-signed with Tennessee on 3/14/18...Acquired off waivers by Tennessee on 9/8/16...Waived by New England on 9/7/18...Elevated to New England's active roster on 11/2/13...Cut from New England's active roster and rejoined the practice squad on 9/13/18...Elevated to the active roster on 9/7/18...Joined New England's practice squad on 9/4/13...Cut by New England following the 2013 training camp...Originally signed with New England as a UDFA on 4/3/13.

2018 Started all 16 games at right guard for the second consecutive season, continuing a starting streak that reached 46 consecutive games by the end of the 2018 season...Blocked for a Titans offense that rushed for 2,023 rushing yards in 2018, the 7th-highest mark in the NFL...Helped pave the way as RB Derrick Henry rushed for 238 yards on 17 attempts against Jacksonville, the highest single-game rushing total in the NFL in 2018.

2017 Started all 16 games and both postseason contests at right guard in his second campaign with the Titans...Against Seattle (9/24), helped block for Titans ball carriers to collect 195 rushing yards on 35 carries (5.6 avg.). Member of an offensive front that did not allow a sack on 32 pass attempts.... In a postseason matchup at Kansas City (1/6), started at right guard and helped open holes for Titans' ball carriers to gain 202 rushing yards on 31 carries (6.5 avg.).

2016 Started 14 games at right guard in his first season with the Titans...Part of an offensive front that blocked for the NFL's third-ranked rushing attack which averaged 136.7 rush yards per game...Against Cleveland (10/16), blocked for an offense that compiled a season-high 407 total yards, including 137 rushing yards.

2015 Played in 14 regular-season games with 13 starts - seven at right guard and six at left guard. Due to injuries and rotations, appeared at both guard spots in several games throughout the season...Started at left guard in both playoff contests...Against Washington (11/8), started at right guard

and rotated between both guard positions in the win. Despite injuries and changes to the rotation, the Patriots rushed for 161 yards rushing and did not allow a sack in the game.

2014 Played in 12 regular-season games with four starts - two at right guard and two at left guard...Played in two playoff games and made his first career playoff start at right guard in the AFC Championship win...At Buffalo (10/12), started his first game of the season at right guard in the win when Ryan Wendell replaced an injured Bryan Stork at center... Against Seattle (2/1), dressed but did not play in the Super Bowl XLIX win.

2013 Played in seven regular-season games with one start. Spent majority of the season on the practice squad with two separate stints on the 53-man roster. Was active but did not play in the postseason...Against Pittsburgh (11/3), appeared in his first NFL game coming in at left guard for the final play kneel down...At Baltimore (12/22), made his first career start at left guard in place of Logan Mankins, who started at left tackle in place of an injured Nate Solder.

COLLEGE Appeared at right guard, right tackle and on special teams in four seasons at Kent State after redshirting as a freshman...Named to Phil Steele's All-MAC team and earned second-team All-MAC honors as a senior...As a senior, played primarily at left guard. Earned second-team all Mid-American Conference honors as the Golden Flashes had their best season in 40 years, going 11-3 overall, winning the MAC East title and playing in the MAC Championship Game.

PREP Two-time second team all-conference pick at Mason High School, helping lead the team to a co-conference title in 2006...Was also a standout wrestler, pinning his opponent in the state title match as a senior to finish a 45-1 season.

KLINE'S CAREER GAMES/STARTS

Year	GP/GS
2013 (NE)	7/1
2014 (NE)	12/4
Playoffs	2/1
2015 (NE)	14/13
Playoffs	2/2
2016 (TEN)	14/14
2017 (TEN)	16/16
Playoffs	2/2
2018 (TEN)	16/16
Totals	79/64
Playoffs	6/5



4

SEAN MANNION

POSITION: Quarterback
HEIGHT/WEIGHT: 6-6/230
DOB: 4-25-92
HOMETOWN: Pleasanton, CA

COLLEGE: Oregon State
ACQUIRED: FA 2019
NFL SEASON: 5
VIKINGS SEASON: 1

2018 GP/GS
3/0 (LAR)

Career GP/GS
10/1 (LAR)

Playoffs GP/GS
0/0

• Member of 2018 NFC Champion Los Angeles Rams.

• His 13,600 career passing yards at Oregon State is the 2nd-highest total in Pac-12 history, trailing only Luke Falk of Washington State.

OFF THE FIELD Married to Megan Mannion...Father, John, has been the head football coach at Silverton (Ore.) High School since 2010...Graduated in December 2014 with a degree in liberal studies from Oregon State.

PRO Drafted 89th overall (3rd round) in the 2015 NFL Draft by the St. Louis Rams...Played in 10 games with one start throughout his first four NFL seasons with the Rams...Signed with Minnesota as a free agent on 4/14/19.

2018 Backed up starting QB Jared Goff through 2018 regular season and postseason...Active for all 19 contests, regular season through Super Bowl LIII...Played at quarterback vs. San Francisco (12/30/18) and completed two of three passes for 23 yards for a 89.6 passer rating...Recorded three rushing attempts for one yard (long rush of three yards) at San Francisco (10/21/18).

2017 Played in five games with one start (vs. San Francisco, 12/31/17)...Active for all 17 contests throughout regular and postseason...Completed 22 of 37 passes for 185 yards and no interceptions on the season...Made his first career start at quarterback vs. San Francisco (12/31/17) and completed 20 of 34 passes for 169 yards, no interceptions for a 71.8 passer rating...Saw action at quarterback and completed one pass for four yards and rushed for three yards at Seattle (12/17/17)...Entered game in the fourth quarter and completed a 12-yard pass to TE Derek Carrier vs. Indianapolis (9/10/17).

2016 Saw action in one contest on the season, completing three-of-six passes for 19 yards vs. Arizona (1/1/16)...Inactive for 13 games.

2015 Completed six passes for 31 yards in his NFL debut at quarterback at Cincinnati (11/29/15)...Inactive for 15 games.

COLLEGE Made 43 starts at Oregon State, completing 1,187-of-1,838 passes (64.6%) for 13,600 yards, 83 touchdowns and 54 interceptions in his career...His 13,600 career passing yards set a Pac-12 record and is the 8th-highest mark in NCAA Division I history...Also set OSU program records for career passing touchdowns (83) and completion percentage (64.6)...Two-time Pac-12 All-Conference Honorable Mention (2013, 2014)...Three-time Pac-12 All-Academic Honorable Mention (2012, 2013, 2014)...In 2014, finished his senior season with 3,164 passing yards, the 10th-most in OSU history...As a junior in 2013, tied for fourth in the nation for passing touchdowns (37) and was second in the nation with 4,662 passing yards, a Pac-12 record. Also set OSU single-season records with 400 completions and 603 pass attempts...Named a Freshman All-American in 2011 by the Football Writers Association of America after completing 305-of-473 passes for 3,328 yards and 16 touchdowns...Redshirted in 2010.

PREP Three-year football starter and letter winner at Foothill High School...Finished high school as the career passing leader at Foothill...Rivals four-star athlete and rated the 14th-best pro style quarterback in the nation...Threw for 3,521 yards and 27 touchdowns as a senior and added three scores on the ground...Set a Northern California prep record with 581 yards passing and five touchdowns in a game...Honorable mention All-East Bay and All-Metro as a junior...Also earned two letters as a pitcher for the baseball team and one letter as a center for the basketball team.

MANNION'S NFL TOTALS

Year	GP/GS	PASSING								RUSHING			
		Att	Comp	Pct	Yds	TD	INT	Lg	Sk/Yds	Rtg	Rush	Yds	TD
2015 (STL)	1/0	7	6	85.7	31	0	0	11	0/0	85.1	0	0	0
2016 (LAR)	1/0	6	3	50.0	19	0	1	9	0/0	17.4	1	-1	0
2017 (LAR)	5/1	37	22	59.5	185	0	0	50	3/20	72.5	9	-2	0
Playoffs	0/0	0	0	0.0	0	0	0	0	0/0	0.0	0	0	0
2018 (LAR)	3/0	3	2	66.6	23	0	0	18	0/0	89.6	7	-9	0
Playoffs	0/0	0	0	0.0	0	0	0	0	0/0	0.0	0	0	0
Total	10/1	53	33	62.3	258	0	1	50	3/20	66.4	17	-12	0
Playoffs	0/0	0	0	0.0	0	0	0	0	0/0	0	0	0	0

SINGLE-GAME CAREER HIGHS (* - playoffs)

Attempts 34 vs. San Francisco, 12/31/17
Completions 20 vs. San Francisco, 12/31/17
Passing Yards 169 vs. San Francisco, 12/31/17

Long Pass 850 vs. San Francisco, 12/31/17
Interceptions 1 vs. Arizona, 1/1/17
Passer Rtg. (min. 20) ... 58.8 vs. San Francisco, 12/31/17

MANNION'S CAREER GAME-BY-GAME (*starts; scores for games started only)

2015	STL	Att.	Comp.	Yds.	Pct.	TD.	INT.	Lg.	Sk/Yds.	Rating	Rush	Yds	TD	Score
9/13	SEA	INACTIVE												
9/20	@ WAS	INACTIVE												
9/27	PIT	INACTIVE												
10/4	@ ARI	INACTIVE												
10/11	@ GB	INACTIVE												
10/25	CLE	INACTIVE												
11/1	SF	INACTIVE												
11/8	@ MIN	INACTIVE												
11/15	CHI	INACTIVE												
11/22	@ BAL	INACTIVE												
11/29	@ CIN	7	6	31	85.7	0	0	11	0/0	85.1	0	0	0	
12/6	ARI	INACTIVE												
12/13	DET	INACTIVE												
12/17	TB	INACTIVE												
12/27	@ SEA	INACTIVE												
1/3/16	@ SF	INACTIVE												
GP/GS: 1/0		7	6	31	85.7	0	0	11	0/0	85.1	0	0	0	

2016	LAR	Att.	Comp.	Yds.	Pct.	TD.	INT.	Lg.	Sk/Yds.	Rating	Rush	Yds	TD	Score
9/12	@ SF	DID NOT PLAY												
9/18	SEA	INACTIVE												
9/25	@ TB	INACTIVE												
10/2	@ ARI	INACTIVE												
10/9	BUF	INACTIVE												
10/16	@ DET	INACTIVE												
10/23	NYG	INACTIVE												
11/6	CAR	INACTIVE												
11/13	@ NYJ	INACTIVE												
11/20	MIA	INACTIVE												
11/27	@ NO	INACTIVE												
12/4	@ NE	INACTIVE												
12/11	ATL	INACTIVE												
12/15	@ SEA	INACTIVE												
12/24	SF	DID NOT PLAY												
1/1/17	ARI	6	3	19	50.0	0	1	9	0/0	17.4	1	-1	0	
GP/GS: 1/0		6	3	19	50.0	0	1	9	0/0	17.4	1	-1	0	

2017	LAR	Att.	Comp.	Yds.	Pct.	TD.	INT.	Lg.	Sk/Yds.	Rating	Rush	Yds	TD	Score
9/10	IND	1	1	12	100.0	0	0	12	0/0	116.7	3	-7	0	
9/17	WAS	DID NOT PLAY												
9/21	@ SF	DID NOT PLAY												
10/1	@ DAL	DID NOT PLAY												
10/8	SEA	DID NOT PLAY												
10/15	@ JAX	DID NOT PLAY												
10/22	ARI	0	0	0	0.0	0	0	0	0/0	0.0	1	-1	0	
11/5	@ NYG	0	0	0	0.0	0	0	0	0/0	0.0	1	-1	0	
11/12	HOU	DID NOT PLAY												
11/19	@ MIN	DID NOT PLAY												
11/26	NO	DID NOT PLAY												
12/3	@ ARI	DID NOT PLAY												
12/10	PHI	DID NOT PLAY												
12/17	@ SEA	2	1	4	50.0	0	0	4	0/0	56.3	2	3	0	
12/24	@ TEN	DID NOT PLAY												
12/31	SF*	34	20	169	58.8	0	0	50	3/20	71.8	2	4	0	L 13-34
GP/GS: 5/1		37	22	185	59.5	0	0	50	3/20	72.5	9	-2	0	

2017 PLAYOFFS														
1/6/18	ATL	DID NOT PLAY												

2018	LAR	Att.	Comp.	Yds.	Pct.	TD.	INT.	Lg.	Sk/Yds.	Rating	Rush	Yds	TD	Score
9/10	@ OAK	DID NOT PLAY												
9/16	ARI	DID NOT PLAY												
9/23	LAC	DID NOT PLAY												
9/27	MIN	DID NOT PLAY												
10/7	@ SEA	DID NOT PLAY												
10/14	@ DEN	DID NOT PLAY												
10/21	@ SF	0	0	0	0.0	0	0	0	0/0	0.0	3	1	0	
10/28	GB	DID NOT PLAY												
11/4	@ NO	DID NOT PLAY												
11/11	SEA	DID NOT PLAY												
11/19	KC	DID NOT PLAY												
12/2	@ DET	DID NOT PLAY												
12/9	@ CHI	DID NOT PLAY												
12/16	PHI	DID NOT PLAY												
12/23	@ ARI	0	0	0	0.0	0	0	0	0/0	0.0	2	-2	0	
12/30	SF	3	2	23	66.6	0	0	18	0/0	89.6	2	-8	0	
GP/GS: 3/0		3	2	23	66.6	0	0	18	0/0	89.6	7	-9	0	
2018 PLAYOFFS														
1/12/19	DAL	DID NOT PLAY												
1/20/19	@ NO	DID NOT PLAY												
2/3/19	NE	DID NOT PLAY												
GP/GS: 0/0		0	0	0	0.0	0	0	0	0/0	0.0	0	0	0	



45

GREER MARTINI

POSITION: Linebacker**HEIGHT/WEIGHT:** 6-4/235**DOB:** 6-6-95**HOMETOWN:** Orange, VA**COLLEGE:** Notre Dame**ACQUIRED:** FA 2019**NFL SEASON:** 1**VIKINGS SEASON:** 1**2018 GP**

8 - AAF

Career GP/GS

0/0 (GB PS)

Playoffs GP/GS

0/0

• Played in 8 games with the Salt Lake Stallions of the Alliance of American Football during the 2019 NFL offseason.

OFF THE FIELD Earned degree in finance at Notre Dame... Born in and now lives in Cary, NC... Played at ND in 2014 when Packers head coach Matt LaFleur was the QBs coach... An avid fly fisherman.

PRO Signed with Minnesota as a free agent on 4/10/19 after playing in the Alliance of American Football with the Salt Lake Stallions... Spent time on Green Bay's practice squad in 2018 after joining the Packers as a rookie free agent.

2019 Played in all 8 games for Salt Lake in the AAF... Ranked 6th in the AAF with 55 tackles at the time the league folded, adding 1.0 sack and 1 INT... Snared INT off Arizona Hotshots QB John Wohlford... Played under former Miami Hurricanes, 49ers and Seahawks head coach Dennis Erickson with Salt Lake, who went 3-5 in the Western Conference of the AAF.

2018 Was on Packers practice squad for 4 weeks, released on 10/4/18... Spent entire training camp with Green Bay, playing in all 4 preseason games... Originally joined Packers as a rookie free agent.

COLLEGE A captain as a senior, he ended his Irish career with 17 starts in 50 games played... Team went 10-3 and ended

season ranked #11 as a senior, capping collegiate career with a Citrus Bowl win over LSU... Won Music City Bowl over LSU as a freshman and dropped Fiesta Bowl vs. Ohio State... Posted 191 tackles with 104 solo stops, 14.5 TFL, 5.0 sacks, 2 FFs and an INT... Played in 12 games and started 7 as a senior in 2017... Ranked 4th on club with 75 tackles... Snared lone INT of career vs. Miami Redhawks that led to an Irish TD... Notched career-best 15 tackles vs. Navy as a senior... Played in 12 games with 7 starts as a junior... Notched 55 tackles on the season and 3.0 sacks... Had career-best 2.0 sacks vs. Stanford... Logged team-high 11 tackles vs. Navy... Had 9 tackles and 2 TFL against Army... Started 4 games and played in 13 as a sophomore in 2015... Had 35 tackles on the season and added his 1st career sack... Had 8 tackles against both Georgia Tech and Massachusetts... Had sack against Stanford... As a true freshman in 2014 he played in 13 games and started 2... Made 1st start vs. Navy... Had 1st career sack vs. Louisville.

PREP Named All-State at LB as a junior and senior at Woodberry Forest High in Virginia and played TE... As a senior, helped team to 8-1 mark and Virginia Prep League title... Standout in baseball and basketball as well... Played for the US on the U19 National Team in international action vs. Team Canada.



51

HERCULES MATA'afa

POSITION: Defensive End
HEIGHT/WEIGHT: 6-2/254
DOB: 9-18-94
HOMETOWN: Lahaina, HI

COLLEGE: Washington State
ACQUIRED: UDFA 2018
NFL SEASON: 2
VIKINGS SEASON: 2

2018 GP/GS
 IR

Career GP/GS
 0/0

Playoffs GP/GS
 0/0

• Named the 2017 AP Pac-12 Defensive Player of the Year after leading the conference in sacks (9.5) and TFL (21.5).

OFF THE FIELD One of seven kids...sister Gina-Bella is a water polo player at Durham University in the UK...younger sister Lalelei is a NFL Punt, Pass and Kick national champion.

PRO Placed on injured reserve on 6/20/18 after sustaining an injury in offseason workouts...Signed with Minnesota as an undrafted free agent on 4/30/18.

2018 Placed on injured reserve after sustaining an injury in offseason workouts.

COLLEGE 3-time All-PAC-12 selection, earning First-Team honors as a junior, Second-Team as a sophomore, and honorable mention as a freshman...Named AP Pac-12 Defensive

Player of the Year after leading the conference in sacks (9.5) and TFL (21.5)...Declared for the NFL after having his best year during his junior campaign with the Cougars. He tallied 43 tackles, 21.5 TFL, 2 FF and a FR...Set a Washington State single-season record with 22.5 TFL...Appeared in 39 games, making 25 starts. Finished his career with 123 tackles, 47 tackles for loss - 2nd in WSU history, and 22.5 sacks, good for 4th in school history...Earned Pac-12 Defensive Player of the Week honors after matching a career-high in tackles with 8, including a career-high 5 TFLs, and 3 sacks against Utah...Named to *USA TODAY's* Sports Freshman All-America First Team after leading the team in sacks as a freshman and ranking 4th in the Pac-12.

PREP Attended Lahainaluna High School in Hawaii. He was rated the #4 overall prospect coming out of Hawaii...He was a state finalist as a junior and senior in wrestling...Participated in the Alabama-Mississippi All-Star Game.

MINNESOTA VIKINGS OPENING DAY



The 2019 season will mark the Minnesota Vikings 59th season in existence. The players who started it all on Sept. 17th, 1961 were a mix of future stars and aging veterans who were embarking on a new adventure with the NFL's fledgling franchise. The team started veteran signal-caller George Shaw instead of rookie phenom Fran Tarkenton, a footnote in history to Tarkenton's Hall of Fame career. Tarkenton came off the bench late in the 1st quarter to spearhead the Vikings to a win over the same Chicago Bears club that posted a dominating 30-7 win only two weeks prior in a preseason bout played in Cedar Rapids, IA.

Tarkenton completed 17 of 23 passes for 250 yards and 4 touchdown passes. The Vikings opened the scoring with a Mike Mercer field goal before Tarkenton connected with Bob Schnelker from 14 yards out on the first touchdown pass of his career. Tarkenton went on to throw TDs to Jerry Reichow from 29 yards, Hugh McElhenny from a yard out and ran for a 3-yard touchdown himself on a quarterback keeper. He rounded out the day with a 2-yard touchdown pass to Dave Middleton as the upstart Vikings notched a 37-13 win.

VIKINGS STARTING LINEUP IN 1961 OPENER VS. CHICAGO

Offense

WR..... Dave Middleton, 6-1, 190, 7th Year, Auburn
 LT..... Grady Alderman, 6-3, 235, 2nd Year, Detroit
 LG..... Gerry Huth, 5-11, 228, 4th Year, Wake Forest
 C..... Bill Lapham, 6-3, 250, 2nd Year, Iowa
 RG..... Mike Rabold, 6-2, 240, 3rd Year, Indiana
 RT..... Frank Youso, 6-4, 260, 4th year, Minnesota
 TE..... Bob Schnelker, 6-4, 215, 9th Year, Bowling Green
 WR..... Dick Haley, 5-10, 195, 2nd Year, Pittsburgh
 QB..... George Shaw, 6-0, 185, 7th Year, Oregon
 HB..... Hugh McElhenny, 6-1, 190, 10th Year, Washington
 FB..... Mel Triplett, 6-1, 215, 7th Year, Toledo

Defense

DE..... Jim Marshall, 6-3, 230, 2nd Year, Ohio State
 DT..... Bill Bishop, 6-4, 250, 10th Year, North Texas State
 DT..... Ed Culpepper, 6-1, 255, 4th Year, Alabama
 DE..... Don Joyce, 6-3, 255, 11th Year, Tulane
 LB..... Dick Grecni, 6-1, 230, Rookie, Ohio
 LB..... Rip Hawkins, 6-3, 230, Rookie, North Carolina
 LB..... Clancy Osborne, 6-3, 217, 3rd Year, Arizona State
 CB..... Jack Morris, 6-0, 190, 4th Year, Oregon
 CB..... Dick Pesonen, 6-0, 190, 2nd Year, Minnesota-Duluth
 SS..... Rich Mostardi, 5-11, 188, 2nd Year, Kent State
 FS..... Charlie Sumner, 6-1, 195, 5th Year, William & Mary



47

KEVIN McDERMOTT

POSITION: Long Snapper
HEIGHT/WEIGHT: 6-5/240
DOB: 1-12-90
HOMETOWN: Nashville, TN

COLLEGE: UCLA
ACQUIRED: FA 2015
NFL SEASON: 7
VIKINGS SEASON: 5

2018 GP/GS	Career GP/GS	Playoffs GP/GS
16/0	86/0 (16/0-SF; 7/0-BAL; 63/0-MIN)	4/0 (3/0-SF; 1/0-MIN)

- Handled all long-snapping duties since joining the Vikings in 2015 before suffering a shoulder injury at Green Bay (12/23/17).
- Brother, Conor, played T at UCLA and was drafted by the New England Patriots in the 6th round (#211) of the 2017 NFL Draft and is currently on roster with the Buffalo Bills.

OFF THE FIELD Political science major at UCLA...Has 1 brother, Conor, who currently plays offensive tackle for the Buffalo Bills...Grandfather is a U.S. Army veteran...Went on a photo safari and tracked gorillas in Africa during the offseason...Attended 2017 NHL Stanley Cup Finals in his hometown of Nashville...Took part in the Vikings Town Takeover in Morris, Minnesota during the 2017 offseason...Enjoys fishing and watching movies in free time...Has a white lab named Cash...Was a 3-sport athlete at Ensworth HS, competing in football, basketball and lacrosse...Got married during the 2015 offseason...Met his wife, Lauren, in college...The couple welcomed their first daughter, Campbell, in December of 2018.

PRO Helped Vikings win NFC North title for first time since 2009 in his 1st season with Minnesota, taking over snapping duties for the entire regular season and Wild Card playoff game...Joined Vikings on 4/6/15...Played in 23 career games, including 16 as a rookie with the 49ers in 2013...Helped the 49ers advance to the NFC Championship Game in 2013, while appearing in all 3 playoff contests.

2018 Handled regular snapping duties throughout 2018, playing through a finger injury in the middle of the season...Snapped for three new specialists in 2018, K Dan Bailey, P Matt Wile and K Daniel Carlson...Played his 80th career game at Chicago (11/18)...Snapped in his 50th game as a Viking vs. New Orleans (10/28)...Returned to regular snapping duties in Weeks 4-7...Snapped at Los Angeles (9/27) despite losing the tip of his finger while snapping for a field goal in the 2nd quarter...Snapped for P Matt Wile in Wile's Vikings debut vs. San Francisco (9/9).

2017 Placed on injured reserve on 12/30...Handled snapping duties at Green Bay (12/23) before leaving the game due to injury...Snapped vs. Cincinnati (12/17) as the Vikings clinched the NFC North title for the 2nd time in 3 seasons...Snapped at Carolina (12/10) as K Kai Forbath set a new career-high with his 27th FG of the season...Handled long-snapping duties and was a special teams captain at Atlanta (12/3)...Handled long snapping duties at Detroit (11/23) on Thanksgiving Day...Handled long snapping duties at Washington (11/12) as Kai Forbath

tied a team record after converting a FG from 50+ in 4 consecutive games...Snapped for Kai Forbath and Ryan Quigley at Twickenham Stadium in London, England vs. Cleveland (10/29).

2016 Handled all long-snapping duties in 2016...Snapped for Kai Forbath as he tied a career-high with 4 field goals made at Jacksonville (12/11)...Played in the 50th game of his career (27th with Minnesota) at Detroit (11/24)...Snapped for Forbath in his Vikings debut as he went 1-of-1 on FGs and 3-of-4 on PATs...Helped Jeff Locke set a new career-high with a 71-yard punt at Chicago (10/31)...Helped punt unit and Locke tie the team record for punts inside the 20 (5) vs. Green Bay (9/18)...Helped Blair Walsh connect on an NFL-best 4 FGs in Week 1 at Tennessee (9/11).

2015 Took over long-snapping duties during training camp and handled job throughout entire regular season and playoff game for the NFC North Champions...Snapped on Blair Walsh's NFL-leading 34 FGs during the season...Delivered snap on a pair of Walsh's game-winning FGs in consecutive games - a 36-yarder at Chicago (11/1) as time expired and a 40-yarder in OT vs. St. Louis (11/8)...Reunited during 2015 with college punter Jeff Locke, who served as the Vikings holder.

2014 Signed by Baltimore on 10/20 after Morgan Cox tore his ACL...Played in 7 games for the Ravens from 10/26 to 12/14.

2013 Appeared in all 16 regular-season and 3 playoff games for the 49ers during rookie campaign...Helped San Francisco advance to the NFC Championship Game at Seattle (1/19/14).

COLLEGE Appeared in 28 games as the long snapper in his final 2 seasons at UCLA...Snapped to former Vikings P Jeff Locke during the 2011 and 2012 campaigns, was teammates with Locke all 5 years the duo attended UCLA...Saw action in all 14 games in 2012, working as the snapper on all kicks during the season...Received honorable mention Academic All-Pac-12 team for the 2nd-consecutive year, selected to play in the Casino del Sol Collegiate All-Star Game as a senior...Saw action in all 14 games during the 2011 campaign, working as the snapper on all kicks during the season named honorable mention Academic All-Pac-12 team...Served as a reserve long snapper/TE as a redshirt freshman and sophomore after not seeing any game action as a true freshman in 2008.

PREP Played 4 seasons at Ensworth HS in Nashville, Tennessee...Was team captain his senior year and a 3-time team captain for his basketball team...Was the 6th-ranked long snapper in the 2008 class by ProKicker.com...Was named to the TSSAA Basketball All-Region Tournament Team in 2008...Also played lacrosse for 3 seasons.



From left: brothers Conor and Kevin McDermott prior to the Vikings-Bills game on 9/23/18.

McDERMOTT'S CAREER GAMES

Year	GP
2013 (SF)	16
Playoffs	3
2014 (BAL)	7
2015 (Min)	16
Playoffs	1
2016 (Min)	16
2017 (Min)	15
2018 (Min)	16
Totals	86
Playoffs	4



89

DAVID MORGAN

POSITION: Tight End
HEIGHT/WEIGHT: 6-4/265
DOB: 5-19-93
HOMETOWN: Marble Falls, TX

COLLEGE: Texas-San Antonio
ACQUIRED: D6b (#188) 2016
NFL SEASON: 4
VIKINGS SEASON: 4

2018 GP/GS
11/6

Career GP/GS
38/12

Playoffs GP/GS
2/2

• Started 5 games in 2018, contributing primarily as a blocking TE and stepping in as an emergency long snapper.

• The 1st player ever drafted to the NFL in UTSA history, a football program that began in 2010.

OFF THE FIELD Earned business management degree and played final season of college ball as a graduate...His grandfather served in the U.S. Air Force during World War II...Enjoys hunting and fishing...Father played football at Shippensburg...Aspires to a career in high school coaching...Is 2nd cousins with former PGA golfer Gil Morgan, a member of 2 Ryder Cup teams.

PRO Helped the Vikings claim the NFC North title in 2017 in his 2nd season with the team...The 1st player drafted from Texas-San Antonio in the history of the fledgling football program...Invited to 2016 Scouting Combine and to play in East-West Shrine Game but did not compete in game...Selected with Vikings' 2nd choice in the 6th round (#188 overall).

2018 Continued to excel as blocking TE in 2018 despite missing 5 games due to injury, appearing in 11 games and starting 6...Finished the season with 5 catches for 36 yards...Started consecutive games against Detroit (12/23) and Chicago (12/30) to end the season...Returned from injury vs. Miami (12/16), helping spark the offense to a season-high 220 rushing yards and 41 points...Inactive with a knee injury Weeks 11-14...Made his 10th career start vs. Detroit (11/4), contributing on offense and special teams before exiting with a knee injury...Caught 1 pass for 5 yards at Philadelphia (10/7)...Snared 1 catch for 3 yards and stepped in as the emergency long snapper when LS Kevin McDermott sustained a finger injury at Los Angeles (9/27)...Started alongside Kyle Rudolph at TE at Green Bay (9/16), making 2 catches for 19 yards...Caught 1 pass for 9 yards vs. San Francisco (9/9).

2017 Appeared in 15 games while starting 6 totaling 10 receptions for 95 yards in his 2nd season, serving primarily as a blocking TE...Started at Philadelphia (1/21/18) in the NFC Championship Game...Started in his 1st career playoff game in the Divisional round vs. New Orleans (1/14/18) as the Vikings won on a last-second TD to clinch a berth in the NFC title game...Tied his career-high with 3 receptions vs. Chicago (12/31), totaling a career-high 35 yards...Caught 2 passes for 26 yards and took over long snapping duties in the 2nd half when LS Kevin McDermott was injured at Green Bay (12/23)...Started and played on offense and special teams at Detroit (11/23) on Thanksgiving Day...Hauled in the 1st TD of his career, a 1-yard TD reception, at Washington (11/12)...Started and set then-career highs with 3 catches for 28 yards vs. Cleveland (10/29) at Twickenham Stadium in London, England as a part of the NFL's International Series...Made the 1st start of his NFL career when the team opened in a 2-TE set vs. Tampa Bay (9/24).

2016 Appeared in 12 games and contributed on offense, primarily as a blocker, and special teams throughout his rookie campaign...Hauled in his 1st career reception, a 4-yard grab, at Green Bay (12/24)...Appeared in his 1st NFL game at Tennessee (9/11).

COLLEGE Capped standout career at UTSA with best season as a senior...Hauled in 45 passes for 566 yards and 5 TDs as a senior...Earned 2nd-Team All-America honors by *USA TODAY*...Named 2nd-Team All-Conference USA as a senior and honorable mention as a junior...Set then-school records with 9 receptions in a game, achieving the feat twice, at Arizona and vs. Louisiana Tech in 2015...Set school record with 2 TD receptions in a game vs. Louisiana Tech in 2015...Had career-high 109 receiving yards against Arizona...Started all 12 games he played in 2015...Opened 6 of the 9 games he played as a junior...Caught his lone TD of the season vs. Arizona and had season-best 5 receptions...Started 2 of the 11 games he played in 2013 after being sidelined for 2012 season by injury...Missed season



David Morgan coached a flag football team of kids from military families as part of a United Heroes League event at TCO Performance Center.

opener as a sophomore in 2013 due to lingering injury...Caught 7 passes on the season...Redshirted in 2012 with season-ending injury...Saw action in all 10 games and started 2 as a true freshman...Made 1st career start at Sam Houston State...Hauled in career-long reception with 63-yard catch-and-run in season opener vs. Northeastern State...Scored 1st career TD on 10-yarder at Southern Utah.

MORGAN'S NFL TOTALS

		RECEIVING				
Year	GP/GS	No.	Yds.	Avg.	Lg.	TD
2016 (Min)	12/0	1	4	4.0	4	0
2017 (Min)	15/6	10	95	9.5	23	1
Playoffs	2/0	0	0	0.0	0	0
2018 (Min)	11/6	5	36	7.2	13	0
Totals	38/12	16	135	8.4	23	1
Playoffs	2/2	0	0	0.0	0	0

SINGLE-GAME CAREER HIGHS (* - playoffs)

Receptions 3 2x last vs. Chicago, 12/31/18
 Receiving Yards 35 vs. Chicago, 12/31/18
 Long reception 23 at Green Bay, 12/23/17

PREP Earned 2nd-Team Class 4A All-State honors as a senior at Marble Falls (TX) High...Named 1st-Team All-CenTex and All-District 25-4A as a WR...Reeled in 14 TDs as a senior and 8 as a junior...All-District choice as a junior...Named Academic All-District 3 times and named Honorable Mention Academic All-State...Played basketball and soccer in high school.

MORGAN'S CAREER GAME-BY-GAME (*starts)

2016	MIN	No.	Yards	Avg.	Long	TD
9/11	@ TEN	0	0	0.0	0	0
9/18	GB	0	0	0.0	0	0
9/25	@ CAR	0	0	0.0	0	0
10/3	NYG	INACTIVE				
10/9	HOU	INACTIVE				
10/23	@ PHI	0	0	0.0	0	0
10/31	@ CHI	0	0	0.0	0	0
11/6	DET	INACTIVE				
11/13	@ WAS	0	0	0.0	0	0
11/20	ARI	INACTIVE				
11/24	@ DET	0	0	0.0	0	0
12/1	DAL	0	0	0.0	0	0
12/11	@ JAX	0	0	0.0	0	0
12/18	IND	0	0	0.0	0	0
12/24	@ GB	1	4	4.0	4	0
1/1/17	CHI	0	0	0.0	0	0
GP/GS: 12/0		1	4	4.0	4	0

2017	MIN	No.	Yards	Avg.	Long	TD
9/11	NO	0	0	0.0	0	0
9/17	@ PIT	0	0	0.0	0	0
9/24	TB*	0	0	0.0	0	0
10/1	DET	0	0	0.0	0	0
10/9	@ CHI	0	0	0.0	0	0
10/15	GB*	0	0	0.0	0	0
10/22	BAL	0	0	0.0	0	0
10/29	@ CLE*	3	28	9.3	14	0
11/12	@ WAS	1	1	1.0	1	1
11/19	LAR*	1	5	5.0	5	0
11/23	@ DET*	0	0	0.0	0	0
12/3	@ ATL*	0	0	0.0	0	0
12/10	@ CAR	INACTIVE				
12/17	CIN	0	0	0.0	0	0
12/23	@ GB	2	26	13.0	23	0
12/31	CHI	3	35	11.7	17	0
GP/GS: 15/6		10	95	9.5	23	1
2017 PLAYOFFS						
1/14/18	NO*	0	0	0.0	0	0
1/21/18	@ PHI*	0	0	0.0	0	0
GP/GS: 2/2		0	0	0.0	0	0

2018	MIN	No.	Yards	Avg.	Long	TD
9/11	SF	1	9	9.0	9	0
9/16*	@ GB*	2	19	9.5	13	0
9/23	BUF	INACTIVE				
9/27	@ LAR*	1	3	3	3	0
10/7	@ PHI*	1	5	5.0	5	0
10/14	ARI	0	0	0.0	0	0
10/21	@ NYJ	0	0	0.0	0	0
10/28	NO	0	0	0.0	0	0
11/4	DET*	0	0	0.0	0	0
11/18	@ CHI	INACTIVE				
11/25	GB	INACTIVE				
12/2	@ NE	INACTIVE				
12/10	@ SEA	INACTIVE				
12/16	MIA	0	0	0.0	0	0
12/23	@ DET*	0	0	0.0	0	0
12/30	CHI*	0	0	0.0	0	0
GP/GS: 11/6		5	36	7.2	13	0

U.S. BANK STADIUM SIGNATURE ITEMS

With plenty of space inside the 1.75 million-square foot building, the Vikings turned to local artists to create a collection that would cover otherwise barren walls. Approximately 40 artists were commissioned following a selection process to create hundreds of pieces of art including 350 original pieces of work, 250 photographs and 12,000 square feet of wall graphics. Included in the stadium's art collection are three former players - Matt Blair (photography), Carl Eller (sculpture) and Jim Marshall (drawing).





72

STORM NORTON

POSITION: Tackle
HEIGHT/WEIGHT: 6-7/317
DOB: 5-16-94
HOMETOWN: Toledo, OH

COLLEGE: Toledo
ACQUIRED: PS 2017
NFL SEASON: 2
VIKINGS SEASON: 2

2018 GP/GS	Career GP/GS	Playoffs GP/GS
1/0	1/0	0/0

• Made his NFL debut vs. New Orleans on 10/28/18 after being named to the active roster on 10/27/18.

• Added to the Vikings practice squad late in the 2017 campaign and signed a futures contract with the club in February.

OFF THE FIELD Has frequented community service events since arriving in Minnesota and spends time at his local Ronald McDonald house...Majored in communications...Son of Phil and Karen Norton and has an older brother, Beau...Full name is Storm Willis Norton...His son, Ryker Lee, was born in March of 2018.

PRO Entered the NFL as an undrafted free agent with the Detroit Lions following the 2017 NFL Draft...Added to the Lions practice squad on 9/3/17...Signed to Detroit's active roster on 9/9/17 and was inactive for the next day vs Arizona (9/10/17)...Cut and added back to the Lions practice squad on 9/13/17...Released from Detroit's practice squad on 9/25/17 and then brought back to the practice squad on 10/26/17...Cut from the Lions practice squad on 10/31/17 and signed to the Cardinals practice squad on 11/6/17...Released from the Cardinals practice squad on 11/30/17 and signed to the Vikings practice squad on 12/12/17...Signed a futures contract with the Vikings on 1/29/18...Signed to the Vikings practice squad on 9/2/18...Signed to the active roster on 10/28/18...Waived from the active roster on 11/3/18...Re-signed to the Vikings practice squad on 11/6/18.

2018 Re-signed to the practice squad on 11/6/18...Waived from the 53-man roster on 11/3/18...Made his NFL debut vs. New Orleans (10/28), contributing on special teams...Signed to the active roster on 10/27/18...Joined the Vikings practice squad on 9/2/18 after being released during final cuts.

2017 Signed as an undrafted free agent with the Detroit Lions following the 2017 NFL Draft...Spent the offseason, training camp and preseason with the Lions before being added to Detroit's practice squad to start the season...Added to the Lions 53-man roster and was inactive vs. Arizona (9/10/17)...Added back to Lions practice squad on 9/13/17...Brief stint on the Cardinals practice squad before signing to the Vikings practice squad on 12/12/17...Signed a futures contract with the Vikings on 1/29/18.

COLLEGE Appeared in 46 games with 28 starts...A key part of Toledo's high-powered offenses from 2014-16...1st Team All-MAC in 2015...Redshirted his 1st year on campus in 2012.

PREP Attended Whitmer HS in Toledo, Ohio...1st-Team All-State as a senior...Named the District Lineman of the Year as a senior...Also participated in track and field while in high school.

NORTON'S CAREER GAMES/STARTS

Year	GP/GS
2018 (Min)	1/0
Totals	1/0

VIKINGS AMONG NFL LEADERS SINCE THE MERGER



The Vikings have won 426 games since the 1970 AFL-NFL merger and rank 6th in the League over that span, trailing only Dallas in the NFC. The Vikings have won 18 Division titles since the 1970 season, the 5th-most among NFL teams and have made the playoffs 27 times, the 3rd-most in the NFL and again trailing only Dallas in the NFC. In the 49 seasons since the merger the Vikings have made the playoffs over half the seasons, posted 10+ wins in 18 seasons and have only suffered a losing record in 10 seasons.

WINS BY NFL TEAMS SINCE 1970 MERGER

Pittsburgh	466
Dallas	445
Denver	437
Miami	437
New England	437
Minnesota	426
San Francisco	412

PLAYOFF BERTHS SINCE THE 1970 MERGER

Pittsburgh	30
Dallas	29
Minnesota	27

DIVISION TITLES SINCE THE 1970 MERGER

Pittsburgh	23
Dallas	20
New England	20
San Francisco	19
Minnesota	18





95 IFEADI ODENIGBO

POSITION: Defensive End
HEIGHT/WEIGHT: 6-3/258
DOB: 4-8-94
HOMETOWN: Centerville, OH

COLLEGE: Northwestern
ACQUIRED: D7b (#220) 2017
NFL SEASON: 2
VIKINGS SEASON: 2

2018 GP/GS	Career GP/GS	Playoffs GP/GS
1/0 (ARI)	1/0 (ARI)	0/0

- Is the 1st member of his family born in the United States; his parents emigrated from Nigeria.
- Younger brother Tito joined the Vikings roster as a undrafted free agent during the 2019 offseason.

OFF THE FIELD Majored in economics at Northwestern...The middle of 3 children, his parents came to the United States from Nigeria...His mother, Linda, is a pediatrician and father, Thomas, is a civil engineer...Linda came to United States in 1992 and 3 years later, Thomas made the move...Younger brother, Tito, is a defensive lineman at University of Miami (FL) after initially playing at the University of Illinois.

PRO Re-signed to the Vikings practice squad on 10/31/18...Released by Arizona on 10/24/18...Claimed off waivers by Arizona on 9/23/18 and added to the active roster...Waived by Cleveland on 9/22/18...Claimed off waivers by the Cleveland Browns and signed to the active roster on 9/2/18...Waived by Minnesota during final roster cuts on 9/1/18...Selected in the 7th round (#220) of the 2017 NFL Draft by the Vikings, 1 of 4 picks in the 7th round...Joined Wildcats LB Anthony Walker (5th round, Indianapolis) being selected in the Draft...The 1st Northwestern player drafted by the Vikings since TE Steve Craig in 3rd round in 1974 and joins WR Jim Lash in the 3rd round in 1973 and WR Paul Flatley in the 4th round in 1963 as the only other Wildcats drafted by the Vikings.

2018 Joined the Vikings practice squad on 10/31/18 after stints on Arizona's and Cleveland's active rosters to start the season...Made his NFL debut with the Arizona Cardinals on 10/7/18, registering an assisted tackle at San Francisco...Spent the 2018 offseason and preseason with Minnesota.

2017 Signed to the Vikings practice squad on 9/3/17 after being released as a part of final roster cuts.

COLLEGE Helped Northwestern to a 10-3 mark as a junior in 2015...Played his final game as a Wildcat in Pinstripe Bowl win over Pittsburgh at Yankee Stadium...Ended collegiate career ranked 2nd in Northwestern school history with 23.5 sacks...Earned 1st-Team All-Big Ten from conference coaches as a senior and 2nd-Team honors from league media...Led Big Ten with 10.0 sacks on the 2016 season...Tied school record and set personal career high with 4.0 sacks at Iowa in a 38-31 victory and had season-high 5 tackles...Had pair of sacks in win at Michigan State...Notched sacks against Minnesota

and Illinois...Played in 12 of 13 games as a junior in 2015...Had season-high 1.5 sacks against Stanford as a junior...Notched 5.0 sacks on the season...Played in all 12 games as a sophomore...Played primarily on 3rd downs in 2014...Tied a Big Ten record and became 1st conference player since Iowa DB Bob Sanders to notch 3 forced fumbles in a game, doing so against Western Illinois, and went on to earn Wildcats Defensive Player of the Week, capping game with 3 tackles, 2.0 sacks, a FR and the 3 FFs...Batted a Wisconsin pass that was intercepted by teammate Jimmy Hall...Posted 5.5 sacks as a redshirt freshman in 2013, good for 2nd on the team...Had a sack in season opener at Cal...Had sacks against Nebraska, Minnesota and Wisconsin...Notched 9 tackles on the season, 6.5 of those were for a loss...Saw time in 1 game as a true freshman, playing against Vanderbilt before suffering season-ending injury, but was granted hardship waiver and did not lose a year of eligibility.

PREP Standout in football and track at Centerville HS in Dayton, Ohio...Ranked as #51 overall prospect by ESPN.com, the #6 DE prospect and the #1 player in Ohio and the Midwest Region...Ranked #99 in Rivals 100 and was #109 in Scout...A SuperPrep All-America choice...Competed in Under Armour All America game...Helped Centerville to a conference title as a senior...Ran anchor on 4x200 relay team that placed 3rd at state meet as a senior.



Vikings defensive linemen Ifeadi (7) and Tito (94) Odenigbo following a Big Ten matchup between Northwestern and Illinois on 11/26/16.

ODENIGBO'S NFL TOTALS

Year	GP/GS	Solo	Asst.	Total	Sacks	INTs	PBU	TFL	QBH	FF/FR	Special Teams
2018 (Ari)	1/0	0	1	1	0.0	0	0	0	0	0/0	-
Total	1/0	0	1	1	0.0	0	0	0	0	0/0	-



75

BRIAN O'NEILL

POSITION: Tackle
HEIGHT/WEIGHT: 6-7/297
DOB: 9-15-95
HOMETOWN: Wilmington, DE

COLLEGE: Pittsburgh
ACQUIRED: D2 (#62) 2018
NFL SEASON: 2
VIKINGS SEASON: 2

2018 GP/GS
 15/11

Career GP/GS
 15/11

Playoffs GP/GS
 0/0

- Made his 1st career start vs. Arizona (10/14), playing RT as Rashod Hill moved to LT in place of Riley Reiff.
- Highest-drafted Pitt player by the Vikings since Hall of Famer Chris Doleman at #4 overall in 1985.
- The 3rd-highest OL drafted by the Vikings since 2007, behind Matt Kalil at #4 in 2012 and Phil Loadholt at #54 in 2009.
- Father, Brendan, is a former Dartmouth RB in the 1970s.

OFF THE FIELD Earned bachelor's degree in finance in December 2018...Enjoys golf in his free time...Has strong athletic background in his family - father played RB at Dartmouth, mother was a swimmer at Northeastern and had a brother who played soccer at Northwestern...High school teammates with Villanova star and Final Four MVP Donte DiVincenzo...Has been active working with Autism Delaware charity events...Helped host Special Olympics MN athletes for a evening of flag football at TCO Performance Center.

HONORS Named the Minnesota Vikings Rookie of the Year following the 2018 season.

PRO The highest drafted Pitt player by the Vikings since Chris Doleman was selected #4 overall in 1985...Declared for the NFL Draft following his junior season...Highest drafted Pitt offensive lineman since Jeff Otah went to Carolina with the #19 overall pick in 2008...Shares alma mater with former Vikings Pro Bowl C Jeff Christy, who played for the Vikings from 1993-99...Was part of 45 players drafted from the ACC in 2018, the 2nd-most from a conference behind the SEC's 53...Selected with the #62 overall choice by the Vikings in 2018.

2018 Appeared in 15 games during his rookie season, starting the last 11 at RT...Blocked for QB Kirk Cousins as he became the 1st player in NFL history to throw for 4,000 yards, 30 TDs, 10 or fewer INTs and post a 70.0% completion rate in a single season...Started at RT at Detroit (12/23) as Kirk Cousins became the 4th Vikings QB to throw for 4,000 yards in a single season...Started at RT vs. Miami (12/16) as the team rushed for 220

yards and scored a season-high 41 points...Made his 1st career start vs. Arizona (10/14), playing RT as Rashod Hill moved to LT in place of Riley Reiff...Stepped in at RT at Philadelphia (10/7) after starter Rashod Hill moved to LT for an injured Riley Reiff...Made his NFL debut at RT at Green Bay (9/16) when Rashod Hill left with an injury, helping to protect Kirk Cousins as he threw for 428 passing yards.

COLLEGE Started the final 37 games and played in 38 during his Panthers career, 2015 and 2016 at RT and 2017 at LT...Opened all 12 games as a senior...Helped Pitt to bowl games in 2015 and 2016 with 8-5 records, falling to Navy in the Military Bowl in 2015 and Northwestern in the Pinstripe Bowl in 2016...Team was 5-7 in 2017 but won the final game of the season and the final game of his Pitt career with a stunning 24-14 upset over #2 Miami...The Panthers had achieved the feat in 2016 as well with a huge upset of #2 Clemson on the road 43-42...Capped his final season at Pitt as an All-Atlantic Coast Conference choice by the Associated Press and conference coaches...Scored a pair of TDs on running plays and caught a pass he nearly scored on during his Pitt career...Nearly scored on a throwback lateral against North Carolina State but was stopped just shy of the end zone after a 10-yard gain...Moved from TE to OT as a redshirt freshman in 2015 and went on to start 12 games at RT...Opened all 13 games at RT in 2016...Scored both career TDs on rushes during the 2016 season - a 24-yarder vs. Georgia Tech and a 5-yard score against Virginia Tech...Threw a pair of incomplete passes on the season...Earned 2nd-Team All-ACC from conference coaches and 3rd-Team All-ACC from media in 2016...Made 1st career start at Akron (9/12)...Redshirted as a TE in 2014.

PREP Helped Salesianum High to Delaware Division I state championship as a standout TE/DE with an 11-1 mark...He averaged 18.6 yards per catch with 33 catches for 614 yards and 8 TDs...Named 1st-Team All-State as a senior after 3rd-Team honors as a sophomore and junior...During his final 3 seasons, squad went 31-7...Earned Delaware Basketball Player of the Year honors as a senior after leading team to 1st state title with a 22-2 mark...Averaged 13.5 ppg and 8.2 rpg on the hardwood.

O'NEILL'S CAREER GAMES

Year	GP/GS
2018 (Min)	15/11
Totals	15/11

MN FOOTBALL HONORS

Following the 2018 season, 5 current Vikings players and Vikings Vice President of Sports Medicine/Head Athletic Trainer Eric Sugarman were honored for their contributions on and off the field at the 12th Annual Minnesota Football Honors, hosted in April at U.S. Bank Stadium.

2019 MN FOOTBALL HONORS AWARD WINNERS

PLAYER/STAFFER	AWARD
Eric Sugarman	Fred Zamberletti Award
Stefon Diggs	Vikings Offensive Player of the Year
Danielle Hunter	Vikings Defensive Player of the Year
C.J. Ham	Vikings Special Teams Player of the Year
Brian O'Neill	Vikings Rookie of the Year
Kyle Rudolph	Vikings Community Man of the Year



O'Neill and other members of the Vikings offensive line helped distribute more than 200 Thanksgiving meals to families in need at The Salvation Army - Citadel Worship and Community Center in St. Paul.



71

RILEY REIFF

POSITION: Tackle
HEIGHT/WEIGHT: 6-6/305
DOB: 12-1-88
HOMETOWN: Parkston, SD

COLLEGE: Iowa
ACQUIRED: FA 2017
NFL SEASON: 8
VIKINGS SEASON: 3

2018 GP/GS	Career GP/GS	Playoffs GP/GS
13/13	105/97 (77/69 - DET; 28/28 - MIN)	3/3 (1/1 - DET, 2/2 - MIN)

• Native of Parkston, South Dakota, grew up near former Vikings LB Chad Greenway's hometown and signed with the team as a free agent just days after Greenway's retirement.

OFF THE FIELDavid outdoorsman, enjoys hunting and fishing in all 4 seasons...Majorred in interdepartmental studies at Iowa...Younger brother, Brady, is a defensive lineman at Iowa...A standout wrestler with 3 state titles under his belt and a 121-1 record, was recruited for wrestling and football at South Dakota State...Took part in 2nd annual Celebrity Walleye Classic fishing tournament hosted by the Boys & Girls Clubs of the Sioux Empire in his home state of South Dakota to raise money to support their programs for local kids.

PROStarted all 15 regular-season games he appeared in and both playoff contests for the Vikings in his 1st season with the team...Acquired by the Vikings as a free agent from Detroit, he was the 1st player signed by the club when free agency opened on 3/9/17...Only missed 3 games in 5 seasons for Detroit, starting 69 of his 77 regular-season games played and the 1 playoff contest...Protected Lions QB Matthew Stafford as he set franchise record for career TD passes...Paved the way for Reggie Bush to rush for 1,006 yards in 2013, the lone 1,000-yard RB during his tenure with the Lions...Helped Detroit ascend from a 4-12 record during his rookie season to make the playoffs in 2014 and 2016, notching an 11-5 mark in 2014; the 11-5 mark was the best by the Lions since the 12-4 record in 1991...Originally joined the Lions as the 23rd overall pick in the 2012 Draft, the 2nd T selected that year behind Minnesota taking Matt Kalil.

2018Started all 13 games that he appeared in throughout the 2018 season, helping QB Kirk Cousins become the 1st player in NFL history to throw for 4,000 yards, 30 TDs, 10 or fewer INTs and post a 70.0% completion rate in a single season...Started at LT at Miami (12/16) as the offense put up a season-high 41 points and rushed for 220 yards...Started his 25th game as a Viking at LT at Seattle (12/10)...Played in his 100th career game vs. Green Bay (11/25), starting at LT...Returned from injury to start at LT against Detroit (11/4)...Inactive Weeks 6-8 with a



foot injury...Started at Philadelphia (10/7) at LT before exiting the game with a foot injury...Started at LT at Green Bay (9/16), protecting Kirk Cousins as he threw for 428 passing yards...Started at LT in the season opener vs. San Francisco (9/9).

2017Started all 15 games he appeared in during his 1st season with the team, helping the Vikings finish 7th in rushing after finishing last in 2016...Started at LT at Philadelphia (1/21/18) in the NFC Championship Game...Started at LT as the Vikings defeated New Orleans (1/14/18) in the Divisional round on a 61-yard TD pass as time expired, the first time in NFL playoff history that a team has won on a TD as time expired in regulation...Started at LT vs. Chicago (12/31) as the Vikings clinched the 2nd-most wins in franchise history...Inactive vs. Cincinnati (12/17)...Started at LT at Detroit (11/23) on Thanksgiving Day...Started at LT vs. LA Rams (11/19) and helped the Vikings tie the franchise record (since 1982) with a 5th game without allowing a sack...Started at LT vs. Cleveland (10/29) at Twickenham Stadium in London, England as a part of the NFL's International Series...Started at LT vs. Baltimore (10/22) and left due to a knee injury...Started at LT in his 1st game against his former team vs. Detroit (10/1)...Started at LT vs. New Orleans (9/11) in his Vikings debut and paved the way for Vikings rookie RB Dalvin Cook to set the Vikings rookie record for rushing yards in their debut (127).

2016Started 14 games at RT, missing 2 regular-season contests and the Wild Card Playoff game...Helped Lions go 9-7 and finish runner-up in the NFC North...Lions had 8 comeback wins during the season to set NFL record...Lions offense had #11 passing attack in the NFL and featured 5 players with 50+ catches, the 5th time the feat has been achieved in NFL history and the 1st time in Lions history...Helped QB Matthew Stafford pass 30,000 career passing yards in the fewest games in NFL history (109), breaking the mark of 114 held by Dan Marino and Kurt Warner.

2015Started all 16 games at LT...Lions notched 7-9 mark on the season...Team ranked #9 in NFL in passing offense...Helped Stafford throw for 4,327 yards and 32 TDs, giving him a tie for 2nd-most TD passes in a season and trailing only his own club record of 41...Was the only Lions lineman to start every game during the season.

2014Started all 15 games at LT...Helped Lions notch 11-5 mark to finish 2nd in NFC North and earn playoff berth...The 11 wins was the best by the club since 1991 when the team went 12-4...Lions posted the #12 passing offense in the NFL...Missed 1st game of his career in annual Thanksgiving Day match vs. Chicago (11/27)...Lions offense had a pair of 1,000+ yard WRs with Golden Tate (1,331) and Calvin Johnson (1,077) while Stafford passed for 4,257 yards.

2013Started all 16 games at LT and helped Lions rank #6 in NFL in total offense and #3 in passing offense...Club averaged 392.1 yards per game...Ranked #2 in the NFL with only 23 sacks allowed...Lions posted 7-9 mark on the season...Bush led team on the ground with 1,006 yards, and Stafford threw for 3,650 and 29 TDs.

2012Selected by teammates as the Mel Farr Rookie of the Year award winner...Played in all 16 games with 8 starts as team went 4-12...Lions offense ranked #3 in NFL total offense and #2 in passing offense in the league...Started as a TE in

an unbalanced line formation vs. Minnesota (9/30)...Opened 1st career game at LT vs. Houston (11/22) in Thanksgiving Day game in place of injured Jeff Backus...Returned a short kickoff for 10 yards at Green Bay (12/9)...Protected Stafford as he threw for 4,967 yards, the 2nd-best total in Lions history behind his own 5,038 in 2011.

COLLEGE Started 37 of 39 career games for Hawkeyes...Named 1st-Team All-Big Ten as a senior and started all 13 games...Helped pave the way for Iowa's offense to churn out 403 yards of offense in FedEx Orange Bowl win over Georgia Tech...Orange Bowl win was 1st major bowl win for team since 1959 Rose Bowl.

PREP Honored as South Dakota's Gatorade Player of the Year as a senior at Parkston High...Earned 1st-Team All-State 3 times, at DE as a sophomore and junior and at TE as a senior...Won 3 state wrestling titles and amassed a 121-1 record.

REIFF'S CAREER GAMES

Year	GP
2012 (Det)	16/8
2013 (Det)	16/16
2014 (Det)	15/15
Playoffs	1/1
2015 (Det)	16/16
2016 (Det)	14/14
Playoffs	0/0
2017 (Min)	15/15
Playoffs	2/2
2018 (Min)	13/13
Totals	105/97
Playoffs	3/3



29 XAVIER RHODES

POSITION: Cornerback
HEIGHT/WEIGHT: 6-1/218
DOB: 6-19-90
HOMETOWN: Miami, FL

COLLEGE: Florida State
ACQUIRED: D1B (#25) 2013
NFL SEASON: 7
VIKINGS SEASON: 7

2018 GP/GS
14/14

Career GP/GS
89/82

Playoffs GP/GS
3/3

- Named to the Pro Bowl in back-to-back seasons in 2016-17.
- Set a new career high with 5 INTs in 2016, including 2 vs. Arizona, 11/20/16, the most by a Vikings CB since Brian Williams (5) in 2003.

OFF THE FIELD Attended the 2018 NFL Draft in Dallas and visited the Vikings fan section spending time chatting and taking photos with fans in attendance...Joined teammates for the Adoption Family FunFest at Winter Park during 2013 season, supporting families who adopt...Hosts annual holiday shopping spree for UofM Masonic Children's Hospital patients to spread some cheer...Active with the Boys and Girls Club, choosing to support the organization during the 2018 My Cause My Cleats campaign...Attended the same high school (Miami Norland) as Steelers WR Antonio Brown, where they overlapped in 2005...Would like to run his own business after football...Active with his college coach Jimbo Fisher's charity, Kidz1stFund, and regularly attends fundraisers and donates to the cause...Has a son, Justin, and daughter, Journey...Majored in social science at Florida State

HONORS Earned 1st-Team All-Pro honors at CB by the AP, *Sporting News* and PFWA and 2nd-Team honors at DB by the AP in 2017...Named to the All-NFL team by PFWA in 2017...Voted #66 after the 2016 season and #55 after the 2017 season on the NFL's Top 100 list...Selected as the 2016 Minnesota Vikings Defensive MVP...Named to the 2016 and 2017 Pro Bowl and the NFC Defensive Player of the Week 11/20/16 vs. Arizona.

PRO Has 10 career INTs...Consistently asked to cover the opposing #1 WR anywhere on the field...Named 1st-Team All Pro in 2017 after starting all 16 games for the NFL's top-ranked defense in scoring and yards allowed...Earned his 1st career Pro Bowl nod and 2016 Minnesota Vikings Defensive MVP honors after snagging a career-best 5 INTs...Finished 4th in the NFL, 2nd in the NFC, with 18 passes defended in 2014...Led team in PBUs during 2013-14 seasons...1st NFL interception at Chicago (11/16/14) off Jay Cutler...Started 6 of the 13 games he played as a rookie, missing the final 3 games with ankle injury...Set Vikings rookie record with 23 PD in 2013...Part of the Vikings

3-member, 1st-round draft class in 2013, only the 2nd time in team history the team has had 3 picks in the 1st round, the other coming in 1967...Selected #25 overall in 2013 by the Vikings...Declared for NFL Draft after his junior season at FSU...Was the 4th DB in team history selected in the 1st round and the 2nd CB among the 4, joining 2012 pick Harrison Smith in consecutive seasons at DB in 1st round.

2018 Started all 14 games he appeared in, helping lead the NFL's 3rd-ranked pass defense (218.8 yards allowed per game)...Finished the season with 50 total tackles (44 solo), 1 FF, 1 INT and 9 passes defended...Wrapped up 2 solo tackles and made 1 PBU vs. Miami (12/16) as the Vikings defense held the Dolphins to 108 passing yards...Made 1 solo tackle at Seattle (12/10)...Recorded his 3rd career forced fumble vs. Detroit (11/4)...Inactive with an ankle injury vs. New Orleans (10/28)...Shadowed Alshon Jeffery at Philadelphia (10/7), limiting the Pro Bowl WR to just 2 catches for 39 yards...Racked up 8 tackles (8 solo) and two PDs at Green Bay (9/16) in his 70th career start...Recorded the 10th INT of his career in the season opener vs. San Francisco (9/9) when he picked off Jimmy Garoppolo.

2017 Finished the season with 63 tackles and 2 INTs as he started all 16 games for the 3rd time in his career...Earned 1st-Team All-Pro honors at CB and 2nd-Team honors at DB, the 1st time receiving the honor in his career, as well as All-NFL honors by PFWA...Made 2 solo tackles at Philadelphia (1/21/18) in the NFC Championship Game...Tallied 5 tackles (4 solo) and 2 PD vs. New Orleans (1/14/18) in the Vikings Divisional Playoff Round win...Made 6 solo tackles and 1 PBU at Green Bay (12/23) as the Vikings shutout the Packers for the 1st time since 1971...Held A.J. Green to 2 catches for 30 yards and tallied 4 tackles (3 solo) vs. Cincinnati (12/17) as the Vikings clinched the NFC North title for the 2nd time in 3 seasons...Compiled 7 tackles (6 solo) at Atlanta (12/3) as All-Pro WR Julio Jones was held to 2 catches for 24 yards...Tallied 8 tackles (5 solo), an INT and 2 PD at Detroit (11/23)...Made 2 solo tackles at Washington (11/12)...Recorded 3 tackles (2 solo) and a PBU vs. Cleveland (10/29) at Twickenham Stadium in London, England as a part of the NFL's International Series...Totaled 2 tackles (1 solo) vs. Baltimore (10/22) and helped limit the Ravens to 186 passing yards...

Tallied 4 solo tackles, his 1st INT of the year and a PD vs. Green Bay (10/15)...Posted 1 solo tackle at Chicago (10/9) and was not thrown at for the 1st time in his NFL career...Registered 5 tackles (4 solo) vs. New Orleans (9/11) to open the season.

2016 Started all 14 games he appeared in, having his best season as a pro...Hauled in his 5th INT of the season to increase his single-season career high while also contributing 5 total tackles (4 solo) vs. Chicago (1/1)...Posted a season-high 8 tackles (6 solo) vs. Indianapolis (12/18)...Tallied 2 solo tackles and a PD at Jacksonville (12/11)...Secured his second TFL of the season along with 2 solo tackles vs. Dallas (12/1)...Had the best performance of his career vs. Arizona tallying 2 INTs, including 1 returned 100 yards for a score while also contributing 3 total tackles...Tallied 5 tackles (4 solo) as well as a season-high 3 passes defended at Chicago (10/31)...1 of 3 players (Yannick Ngakoue, JAX & Ramik Wilson, KC) to have an INT, FF and TFL in the same game in 2016 after totaling 4 tackles, 1 TFL, 1 FF, 1 INT and 2 passes defended at Philadelphia (10/23)...Had 2 tackles and a PD vs. Houston (10/9)...Caught 1st INT of the season and helped limit Odell Beckham, Jr. to a career-low 23 receiving yards on 3 catches vs. New York Giants (10/3)...Started at Carolina (9/25) and had 1 PBU in his return from a knee injury...Inactive at Tennessee (9/11) and vs. Green Bay (9/18).

2015 Started every game in regular season and Wild Card playoff game for NFC North champions...Snared INT off Aaron Rodgers in end zone of game at Lambeau (1/3/16) in regular-season finale that gave Vikings the Division title...Helped Vikings rank #5 in NFL in points allowed per game and rank #12 in NFL in passing defense...Part of Vikings defensive backfield that featured 4 players who were 1st-round draft picks - Harrison Smith, Trae Waynes, Terence Newman and

Rhodes...Notched season-high 7 tackles at San Francisco (9/14) in season opener and had season-high 3 passes defended at Arizona (12/10).

2014 Started all 16 games in a breakout season for the 2nd-year CB...Finished the season with a team-high 18 passes defended, ranked 4th in the NFL and 2nd in the NFC...A major part in the Vikings pass defense improving to 7th overall in the NFL after being ranked 31st in 2013...Recorded his 1st NFL interception off Jay Cutler at Chicago (11/16)...Tied career-high with 4 passes defended vs. Atlanta (9/28)...Posted 4 games with multiple passes defended.

2013 Set Vikings rookie record with 23 passes defended, the 2nd most in team history...Started 6 games and saw action in 13, missing final 3 with ankle injury...Opened game at Green Bay (11/24), ended with season-high 9 tackles and 4 passes defended...Started consecutive games at Dallas (11/3) and vs. Washington (11/7)...Started NFL debut in season opener at Detroit (9/8) when team opened in nickel defense...Notched season-high 8 tackles, a TFL and PD vs. Green Bay (10/27).

COLLEGE Appeared in 43 games at Florida State, making 38 starts...Was part of teams that went 38-16 during his FSU career...Won the ACC Atlantic Division in 2010 and 2012...Won the ACC Championship in 2012...4-0 in bowl games at FSU with wins at the Gator Bowl, Chick-Fil-A Bowl, Champs Sports Bowl and the BCS Orange Bowl...Earned 1st-Team All-ACC honors following his junior season...ACC Defensive Rookie of the Year in 2010.

PREP Attended Norland High in Miami, playing RB and WR...Led Norland in both rushing and receiving as a senior, earned *Miami Herald* All-Dade honors on both offense and defense.

RHODES' NFL TOTALS

Year	GP/GS	Solo	Asst.	Total	Sacks	INTs	PBU	TFL	QBH	FF/FR	Special Teams
2013 (MIN)	13/6	48	13	61	0.0	0	23	2	0	1/0	1
2014 (MIN)	16/16	43	10	53	0.0	1 (0)	18	3	0	0/0	0
2015 (MIN)	16/16	55	13	68	0.0	1 (0)	13	1	0	0/0	0
Playoffs	1/1	3	0	3	0.0	0	2	0	0	0/0	0
2016 (MIN)	14/14	42	12	54	0.0	5 (133)	14	2	0	1/0	0
2017 (MIN)	16/16	53	10	63	0.0	2 (23)	11	1	0	0/0	0
Playoffs	2/2	6	1	7	0.0	0	2	0	0	0/0	0
2018 (MIN)	14/14	44	6	50	0.0	1 (3)	9	0	0	1/0	0
Totals	89/82	285	64	349	0.0	10 (159)	88	9	0	3/0	1
Playoffs	3/3	9	1	10	0.0	0	2	0	0	0/0	0

SINGLE-GAME CAREER HIGHS (* - playoffs)

Tackles 9 at Green Bay, 11/24/13
Solo Tackles 7 3x, last vs. Chicago, 12/1/13
Interception 2 vs. Arizona, 11/20/16
Passes Defended 4 4x, last vs. Atlanta, 9/28/14

Forced Fumble 1 3x, last vs. Detroit, 11/4/18
Tackles for Loss 1 9x, last vs. Detroit 10/1/17
Sp. Teams Tackles 1 vs. Pittsburgh, 9/29/13

RHODES' INTERCEPTIONS

GAME **QB** **INTs (Yds)**
 @ Chicago, 11/16/14 Jay Cutler 1 (0)
 @ Green Bay, 1/3/16 Aaron Rodgers 1 (0)
 vs. NY Giants, 10/3/16 Eli Manning 1 (29)
 @ Philadelphia, 10/23/16 Carson Wentz 1 (0)
 vs. Arizona, 11/20/16 Carson Palmer 2 (100)
 vs. Chicago, 1/1/17 Matt Barkley 1 (4)
 vs. Green Bay, 10/15/17 Brett Hundley 1 (2)
 at Detroit, 11/23/17 Matthew Stafford 1 (21)
 vs. San Francisco, 9/9/18 Jimmy Garoppolo 1 (3)
Total **10 (159)**

RHODES' TOUCHDOWN

GAME **PLAY**
 vs. Arizona, 10/20/16 100 INT return
Total **1 (1 INT)**

RHODES' CAREER GAME-BY-GAME (*starts)

2013	MIN	U	A	T	TFL	SK	QH	FF	FR	INT	PD
9/9	@ DET*	2	0	2	0	0.0	0	0	0	0	0
9/15	@ CHI	1	2	3	0	0.0	0	0	0	0	1
9/22	CLE	1	0	1	0	0.0	0	0	0	0	0
9/29	PIT	4	0	4	0	0.0	0	0	0	0	1
10/13	CAR	2	0	2	0	0.0	0	0	0	0	2
10/21	@ NYG	4	0	4	0	0.0	0	0	0	0	3
10/27	GB	7	1	8	1	0.0	0	0	0	0	1
11/3	@ DAL*	6	1	7	0	0.0	0	0	0	0	2
11/7	WAS*	7	0	7	0	0.0	0	0	0	0	0
11/17	@ SEA	1	1	2	0	0.0	0	0	0	0	1
11/24	@ GB*	4	5	9	0	0.0	0	0	0	0	4
12/1	CHI*	7	1	8	1	0.0	0	0	0	0	4
12/8	@ BAL*	2	2	4	0	0.0	0	1	0	0	4
12/15	PHI	INACTIVE									
12/22	@ CIN	INACTIVE									
12/29	DET	INACTIVE									
GP/GS: 13/6		48	13	61	2	0.0	0	1	0	0	23

2014	MIN	U	A	T	TFL	SK	QH	FF	FR	INT	PD
9/7	@ STL*	0	0	0	0	0.0	0	0	0	0	0
9/14	NE*	4	0	4	0	0.0	0	0	0	0	0
9/21	@ NO*	2	3	5	0	0.0	0	0	0	0	0
9/28	ATL*	3	1	4	1	0.0	0	0	0	0	4
10/2	@ GB*	3	1	4	0	0.0	0	0	0	0	1
10/12	DET*	2	1	3	0	0.0	0	0	0	0	1
10/19	@ BUF*	4	0	4	0	0.0	0	0	0	0	1
10/26	@ TB*	2	0	2	0	0.0	0	0	0	0	0
11/2	WAS*	2	0	2	0	0.0	0	0	0	0	1
11/16	@ CHI*	5	0	5	0	0.0	0	0	0	1	1
11/23	GB*	2	1	3	0	0.0	0	0	0	0	2
11/30	CAR*	1	0	1	0	0.0	0	0	0	0	3
12/7	NYJ*	3	1	4	0	0.0	0	0	0	0	3
12/14	@ DET*	3	1	4	1	0.0	0	0	0	0	0
12/21	@ MIA*	5	1	6	1	0.0	0	0	0	0	0
12/28	CHI*	2	0	2	0	0.0	0	0	0	0	1
GP/GS: 16/16		43	10	53	3	0.0	0	0	0	1	18

2015	MIN	U	A	T	TFL	SK	QH	FF	FR	INT	PD
9/14	@ SF*	5	2	7	0	0.0	0	0	0	0	0
9/20	DET*	1	5	6	0	0.0	0	0	0	0	2
9/27	SD*	4	0	4	0	0.0	0	0	0	0	0
10/4	@ DEN*	4	0	4	0	0.0	0	0	0	0	0
10/18	KC*	3	0	3	0	0.0	0	0	0	0	1
10/25	@ DET*	5	1	6	0	0.0	0	0	0	0	0
11/1	@ CHI*	5	0	5	0	0.0	0	0	0	0	0
11/8	STL*	2	0	2	0	0.0	0	0	0	0	1
11/15	@ OAK*	4	0	4	0	0.0	0	0	0	0	0
11/22	GB*	1	0	1	0	0.0	0	0	0	0	0
11/29	@ ATL*	2	0	2	0	0.0	0	0	0	0	1
12/6	SEA*	5	0	5	0	0.0	0	0	0	0	0
12/10	@ AZ*	1	4	5	1	0.0	0	0	0	0	3
12/20	CHI	5	0	5	0	0.0	0	0	0	0	2
12/27	NYG*	3	1	4	0	0.0	0	0	0	0	1
1/3/16	@ GB*	5	0	5	0	0.0	0	0	0	1	2
GP/GS: 16/16		55	13	68	1	0.0	0	0	0	1	13

2015 PLAYOFFS

1/10/16	SEA*	3	0	3	0	0.0	0	0	0	0	2
---------	------	---	---	---	---	-----	---	---	---	---	---

2016	MIN	U	A	T	TFL	SK	QH	FF	FR	INT	PD
9/11	@ TEN	INACTIVE									
9/18	GB	INACTIVE									
9/25	@ CAR*	0	0	0	0	0.0	0	0	0	0	1
10/3	NYG*	2	0	2	0	0.0	0	0	0	1	2
10/9	HOU*	2	0	2	0	0.0	0	0	0	0	1
10/23	@ PHI*	4	0	4	1	0.0	0	1	0	1	2
10/31	@ CHI*	4	1	5	0	0.0	0	0	0	0	3
11/6	DET*	5	2	7	0	0.0	0	0	0	0	0
11/13	@ WAS*	2	4	6	0	0.0	0	0	0	0	0
11/20	ARI*	2	1	3	0	0.0	0	0	0	2	2
11/24	@ DET*	3	1	4	0	0.0	0	0	0	0	0
12/1	DAL*	2	0	2	1	0.0	0	0	0	0	0
12/11	@ JAX*	2	0	2	0	0.0	0	0	0	0	1
12/18	IND*	6	2	8	0	0.0	0	0	0	0	1
12/24	@ GB*	4	0	4	0	0.0	0	0	0	0	0
1/1/17	CHI*	4	1	5	0	0.0	0	0	0	1	1
GP/GS: 14/14		42	12	54	2	0.0	0	1	0	5	14

2017	MIN	U	A	T	TFL	SK	QH	FF	FR	INT	PD
9/11	NO*	4	1	5	0	0.0	0	0	0	0	0
9/17	@ PIT*	4	0	4	0	0.0	0	0	0	0	1
9/24	TB*	4	0	4	0	0.0	0	0	0	0	1
10/1	DET*	4	0	4	1	0.0	0	0	0	0	1
10/9	@ CHI*	1	0	1	0	0.0	0	0	0	0	0
10/15	GB*	4	0	4	0	0.0	0	0	0	1	1
10/22	BAL*	1	1	2	0	0.0	0	0	0	0	0
10/29	@ CLE*	2	1	3	0	0.0	0	0	0	0	1
11/12	@ WAS*	2	0	2	0	0.0	0	0	0	0	0
11/19	LAR*	2	0	2	0	0.0	0	0	0	0	0
11/23	@ DET*	5	3	8	0	0.0	0	0	0	1	2
12/3	@ ATL*	6	1	7	0	0.0	0	0	0	0	0
12/10	@ CAR*	3	1	4	0	0.0	0	0	0	0	2
12/17	CIN*	3	1	4	0	0.0	0	0	0	0	0
12/23	@ GB*	6	0	6	0	0.0	0	0	0	0	1
12/31	CHI*	2	1	3	0	0.0	0	0	0	0	1
GP/GS: 16/16		53	10	63	1	0	0	0	0	2	11

2017 Playoffs

1/14/18	NO*	4	1	5	0	0.0	0	0	0	0	2
1/21/18	@ PHI*	2	0	2	0	0.0	0	0	0	0	0
GP/GS: 2/2		6	1	7	0	0	0	0	0	0	2

2018	MIN	U	A	T	TFL	SK	QH	FF	FR	INT	PD
9/9	SF*	2	1	3	0	0.0	0	0	0	1	1
9/16	@ GB*	8	0	8	0	0.0	0	0	0	0	2
9/23	BUF*	2	1	3	0	0.0	0	0	0	0	2
9/27	@ LAR*	1	0	1	0	0.0	0	0	0	0	0
10/7	@ PHI*	4	0	4	0	0.0	0	0	0	0	1
10/14	ARI*	5	0	5	0	0.0	0	0	0	0	0
10/21	@ NYJ*	3	0	3	0	0.0	0	0	0	0	1
10/28	NO	INACTIVE									
11/4	DET*	4	0	4	0	0.0	0	1	0	0	0
11/18	@ CHI*	3	1	4	0	0.0	0	0	0	0	1
11/25	GB*	4	1	5	0	0.0	0	0	0	0	0
12/2	@ NE*	1	0	1	0	0.0	0	0	0	0	0
12/10	@ SEA*	1	0	1	0	0.0	0	0	0	0	0
12/16	MIA*	2	0	2	0	0.0	0	0	0	0	1
12/23	@ DET*	4	2	6	0	0.0	0	0	0	0	0
12/30	CHI	INACTIVE									
GP/GS: 14/14		44	6	50	0	0.0	0	1	0	1	9



82

KYLE RUDOLPH

POSITION: Tight End
HEIGHT/WEIGHT: 6-6/265
DOB: 11-9-89
HOMETOWN: Cincinnati, OH

COLLEGE: Notre Dame
ACQUIRED: D2 (#43) 2011
NFL SEASON: 9
VIKINGS SEASON: 9

2018 GP/GS	Career GP/GS	Playoffs GP/GS
16/16	112/104	4/4

- The Minnesota Vikings nominee for the 2017 and 2018 Walter Payton NFL Man of the Year award.
- Received \$25,000 for the charity of his choice by earning the most votes in the Walter Payton Man of the Year Charity Challenge on social media.
- Has started 65 consecutive games, a franchise record among TEs and the longest active streak among active NFL TEs.
- Has recorded 386 career receptions and 3,787 career receiving yards, trailing only Steve Jordan for the franchise lead in both categories.
- Holds the record for most career TD receptions by a TE in franchise history with 41, and is 5th all-time among all Viking players.

OFF THE FIELD Married Jordan during 2016 offseason and has since welcomed three children, twin girls Andersyn and Finley, and son, Henry. Named the Minnesota Vikings Community Man of the Year in 2017 and 2018. Partnered with University of Minnesota Masonic Children's Hospital to develop Kyle Rudolph's End Zone, a play area for children receiving treatment and their families. Has spent countless hours at Masonic Children's Hospital hosting and participating in events, such as his annual Holiday Huddles. Visited Iceland during the 2017 offseason with teammates DT Linval Joseph and DE Danielle Hunter as a part of the team's Viking Heritage trip. Majored in management consulting at Notre Dame and is 2 semesters shy of earning his degree. Member of National Honor Society at Cincinnati's Elder High. Active with the Vikings Fuel Up To Play 60 initiative with the Vikings and Midwest Dairy Association, a program that works with local schools to raise awareness about proper diet and physical fitness. Has worked closely with the Minnesota Muscular Dystrophy Association "Muscle Team."

HONORS Winner of the 2018 Walter Payton Man of the Year Challenge, earning \$25,000 from Nationwide to donate to the University of Minnesota Mason Children's Hospital. Named the Minnesota Vikings Community Man of the Year in both 2017 and 2018. Selected to the Pro Bowl in 2012 and 2017. Named 2012 Pro Bowl MVP. Earned All-Rookie honors from *Pro Football Weekly* and *National Football Post*.

PRO Selected to 2012 Pro Bowl and named Pro Bowl MVP, an honor only won by 4 other Vikings - Fran Tarkenton, Ahmad Rashad, Randy Moss and Adrian Peterson. Earned Pro Bowl honors in 2017. Became only the 4th Vikings TE selected to play in the Pro Bowl. Climbed atop the Vikings record books for most career TDs by a TE (29) and most receptions in a single-season by a TE (83) in club history in 2016. Has caught a TD from 6 different Viking starting QBs since 2011 (Christian Ponder, Joe Webb, Matt Cassel, Teddy Bridgewater, Sam Bradford and Case Keenum). In 2012, scored 9 TDs, the 2nd most in a season by a Vikings TE and tied for the 2nd-most by an NFL TE in 2012. Tied Vikings record for TDs in a game by a TE with 2 vs. San Francisco (9/23/12). Scored all 3 of his TDs in the final 7 games of his rookie year. Was the 1st TE selected in the 2011 NFL Draft. Selected #43 overall, the

2nd-highest drafted TE in Vikings history behind Hal Bedsole (#19 overall) in 1964.

2018 Started all 16 games for the 5th time in his career, finishing the season with 64 receptions for 634 yards and 4 TDs. Turned in the best game of his career at Detroit (12/23), catching 9 passes on 9 targets for 122 yards (a career high) and 2 TDs, the 3rd multi-score game of his career. Helped spark the Vikings offense by scoring on a 44-yard Hail Mary as time expired in the 1st half, his 40th career TD and the 2nd-longest play of his career. Hauled in 3 receptions for 37 yards at New England (12/2) in his 100th career start. Tied a season high with 7 receptions (all in the 1st half) vs. Green Bay (11/25), totaling 63 yards. Registered 4 receptions for 37 yards vs. Arizona (10/14). Grabbed 5 catches for 41 yards at Philadelphia (10/7), his 4th straight game of at least 5 receptions. Made 5 receptions for 57 yards at Los Angeles (9/27), his 100th career game. Caught 5 passes for 48 yards and 1 TD vs. Buffalo (9/23). Hauled in 7 receptions for 72 yards at Green Bay (9/16). Began the season by catching an 11-yard TD pass vs. San Francisco (9/9).

2017 Started all 16 games for the 4th time in his career and totaled 532 yards on 57 receptions with 8 TDs to earn his 2nd trip to the Pro Bowl. Caught a 25-yard TD pass, his 1st career playoff score, at Philadelphia (1/21/18). Hauled in 5 catches for 28 yards vs. New Orleans (1/14/18) in the Divisional Round as the Vikings clinched a berth to the NFC title game. Hauled in 1 pass for 3 yards vs. Chicago (12/31) as the Vikings clinched the 2nd best record in team history with their 13th win. Made 1 catch for 6 yards at Green Bay (12/23). Battled through an ankle injury to help the Vikings clinch the NFC North for the 3rd time in his career with a win vs. Cincinnati (12/17), catching his 8th TD of the season, totaling 17 yards on 2 catches. Hauled in

RUDOLPH THE END ZONE REINDEER

Kyle Rudolph has been a scoring threat since entering the NFL in 2011, highlighted by his 9-TD season in 2012. He continues to climb the Vikings record book.

VIKINGS CAREER TD RECEPTIONS

PLAYER	TDs
Cris Carter	110
Randy Moss	92
Anthony Carter	52
Sammy White	50
Kyle Rudolph	41

VIKINGS SINGLE-SEASON TD RECEPTIONS BY TEs

PLAYER, YEAR	TDs
Visanthe Shiancoe, 2009	11
Kyle Rudolph, 2012	9
Kyle Rudolph, 2017	8

VIKINGS CAREER RECEPTIONS BY TEs

PLAYER	REC
Steve Jordan	498
Kyle Rudolph	386

VIKINGS CAREER RECEIVING YARDS BY TEs

PLAYER	REC. YDS
Steve Jordan	6,307
Kyle Rudolph	3,787

3 receptions for 41 yards, including his 7th TD of the year and 4th in his last 3 games...Caught 4 passes for 36 yards and a TD at Atlanta (12/3), giving him 36 career TDs, breaking a tie for 5th all-time in Vikings history with ROH member Ahmad Rashad...Hauled in 4 passes for 63 yards and 2 TDs at Detroit (11/23) on Thanksgiving Day, the 2nd multi-TD game of his career...Set a new career-high with 6 consecutive games with at least 5 receptions, catching 5 passes for 58 yards vs. LA Rams (11/19)...Hauled in 5 catches for 37 yards at Washington (11/12)...Shared the team-lead with 6 receptions for 27 yards and his 3rd TD of the season vs. Cleveland (10/29) at Twickenham stadium in London, England as a part of the NFL's International series...Caught 5 passes for 43 yards vs. Baltimore (10/22)...Hauled in 5 passes for a season-high 47 yards vs. Green Bay (10/15)...Recorded season-highs with 6 catches for 45 yards and his 2nd TD grab of the year at Chicago (10/9)...Hauled in 2 passes for 34 yards vs. Detroit (10/1)...Tallied 1 reception for 4 yards vs. Tampa Bay (9/24)...Caught 4 passes for 45 yards at Pittsburgh (9/17)...Started at TE vs. New Orleans (9/11), hauling in 3 receptions for 26 yards and TD, his 30th career TD grab.

2016 Played in all 16 games in back-to-back seasons for the 1st time in his career...Capped 2016 off with the best single-game performance on his career vs. Chicago (1/1/17), hauling in a career-high 11 catches for a career-high 117 yards while breaking Steve Jordan's franchise-record with his 29th career TD reception...Hauled in a season-high 97 yards on 8 receptions at Indianapolis (12/18)...Totaled 4 receptions for 60 yards and his 6th TD of the year and 28th of his career at Jacksonville (12/11), tying Steve Jordan for the most career TDs by a TE in franchise history...Hauled in a game-high 9 catches for 64 yards at Detroit (11/24)...Totaled 5 receptions for 69 yards and a TD at Washington (11/13) his 2nd consecutive game with a TD...Hauled in his 4th TD reception of the year vs. Detroit (11/6)...Moved into 2nd place all-time for most receptions by a TE in

Vikings history with 213 career grabs after grabbing 5 passes for 31 yards at Chicago (10/31)...Registered his 3rd consecutive game with a TD after hauling in 5 passes for 55 yards, including a 7-yard TD vs NY Giants (10/9)...Caught 7 passes for 70 yards while catching his 2nd TD of the year at Carolina (9/25)...Had 3 receptions for 31 yards and his 1st TD of the season and the first Vikings TD in U.S. Bank Stadium history vs. Green Bay (9/18)...Caught 4 passes for 65 yards at Tennessee (9/11) in the season opener.

2015 Played in every game, including Wild Card Playoff, starting every contest...Helped team win NFC North title for 1st time in his career...Earned 2nd career playoff berth...Cleared way for Adrian Peterson to lead the NFL in rushing with 1,485 yards on the ground...Had career-high 495 yards receiving and had 2nd-best totals of his career in receptions (49) and TDs (5)...Set single-game career high with 106 yards receiving vs. Green Bay (11/22), including a career-long 47-yard TD...Caught season-high 7 passes in win at Atlanta (11/29).

2014 Opened the season with a 7-yard TD reception from Matt Cassel in win at St. Louis (9/7)...Hampered by sports hernia and ankle injuries that would hold him out 7 weeks during the season...Had season-high 7 receptions and 69 receiving yards at Detroit (12/14)...2nd TD of the season came vs. Carolina (11/30) on the opening drive on a 4-yard TD toss from Teddy Bridgewater...Appeared in 9 games, making 8 starts.

2013 Had promising season cut short by injury after 30 catches and 3 TDs in the opening 8 games of the season...Placed on injured reserve on 12/9...Inactive for 5 games after foot injury suffered at Dallas...Caught 31-yard TD at Dallas (11/3), his longest play of the season, and injured foot on play...Hauled in 1st TD of the season on 20-yarder from Christian Ponder at Chicago (9/15)...Started season opener at Detroit (9/8) and caught 2 passes...Hauled in career-best 9 catches for career-best 97



From his End Zone project and holiday-themed Halloween, Thanksgiving and Christmas parties at U of M Masonic Children's Hospital to football camps for kids and countless other charities, Kyle Rudolph has stood tall as the Vikings' Man of the Year for both 2017 and 2018. His work inspires teammates to find causes close to their hearts that they can get involved with and spread positive messages.

yards and a 23-yard TD vs. Carolina (10/13)...Led team with 4 catches for 51 yards vs. Green Bay (10/27).

2012 Tabbed as **Pro Bowl MVP** after a 5-reception, 122-yard 1-TD effort in the all-star game...Late addition to Pro Bowl roster for NFC...Had breakout season with 9 TDs, the 2nd-most by a Vikings TE in a season in team history...His 9 TD catches were tied for 2nd-most by a TE in the NFL in 2012...Had career-best 2 TD catches vs. San Francisco (9/23), matching the Vikings single-game best by a TE...Caught a TD pass and 2-point conversion pass at Washington (10/14)...Hauled in 6-yard TD pass with 31 seconds remaining in game at Indianapolis (9/16) to tie game 20-20 after being down 20-6 entering the 4th quarter of game that Colts won on late FG 23-20...Pulled in career-high 7 catches vs. Detroit (11/11) and had a then career-best 67 yards vs. Jacksonville (9/9) in the season opener.

2011 Earned **All-Rookie** honors from *Pro Football Weekly* and *National Football Post*...Assumed larger role in offense as season progressed, catching all 3 of his TDs in the final 7 games of the season...Started 8 games and played in 15...Snared season-long 41-yard pass at Kansas City (10/2)...Had season-high

3 catches in 5 games...Scored 1st career TD on 1-yard pass from fellow rookie Christian Ponder vs. Oakland (11/20)...Hauled in TDs vs. Denver (12/4) and at Washington (12/24).

COLLEGE Ended 3-season Notre Dame career ranked among the all-time leading TEs in school history...Set ND record for receiving yards in a game by a TE vs. Michigan in 2010 with 164 yards...Ranks 2nd for receptions in a game by an Irish TE with 8 catches vs. Michigan and at Michigan State in consecutive games in 2010...Hauled in the 2nd-longest pass play in Notre Dame history with a 95-yard TD vs. Michigan in 2010...Was just shy of the school-record 96-yard pass play...Became the 1st Irish true freshman TE to start a season opener in 2008.

PREP Played 2 sports at Cincinnati's Elder High...Selected to play in U.S. Army All-America game...Earned 1st Team All-America honors by *USA TODAY* as a senior...Named All-State by *AP*...Named conference basketball player of the year 3 times as a prep...Ended high school career as the 2nd-leading scorer in Elder High history and the 2nd player to break the 1,000-point mark.

RUDOLPH'S NFL TOTALS

Year	GP/GS	RECEIVING				
		No.	Yds.	Avg.	Lg.	TD
2011 (Min)	15/8	26	249	9.6	41	3
2012 (Min)	16/16	53	493	9.3	29	9
Playoffs	1/1	3	42	14.0	23	0
2013 (Min)	8/8	30	313	10.4	31t	3
2014 (Min)	9/8	24	231	9.6	23	2
2015 (Min)	16/16	49	495	10.1	47t	5
Playoffs	1/1	1	24	24.0	24	0
2016 (Min)	16/16	83	840	10.1	44	7
2017 (Min)	16/16	57	532	9.3	34	8
Playoffs	2/2	6	53	8.8	25t	1
2018 (Min)	16/16	64	634	9.9	44t	4
Totals	112/104	386	3,787	9.8	47t	41
Playoffs	4/4	10	119	10.4	25t	1

SINGLE-GAME CAREER HIGHS (* - playoffs)

Receptions11..... vs. Chicago, 1/1/17
Receiving Yards122..... at Detroit, 12/23/18
Long reception47t..... vs. Green Bay, 11/22/15
TD Receptions2..... 3x, last at Detroit, 12/23/18
2-Point Conversion1..... at Washington, 10/14/12



Kyle Rudolph has taken a leading role, providing good spirit and his own Kyle Rudolph's End Zone play area at UofM Masonic Children's Hospital. Rudolph and his wife regularly visit and host parties for patients and their families.

RUDOLPH'S TOUCHDOWNS (* - playoffs)

GAME **PLAY**
 vs. Oakland, 11/20/11 1 pass from C. Ponder
 vs. Denver, 12/4/11 19 pass from C. Ponder
 @ Washington, 12/24/11 17 pass from J. Webb
 @ Indianapolis, 9/16/12 6 pass from C. Ponder
 vs. San Francisco, 9/23/12 1 pass, 2 pass from C. Ponder
 vs. Tennessee, 10/7/12 15 pass from C. Ponder
 @ Washington, 10/14/12 1 pass from C. Ponder
 vs. Detroit, 11/11/12 20 pass from C. Ponder
 @ Chicago, 11/25/12 2 pass from C. Ponder
 @ Green Bay, 12/2/12 7 pass from C. Ponder
 @ Houston, 12/23/12 3 pass from C. Ponder
 @ Chicago, 9/15/13 20 pass from C. Ponder
 vs. Carolina, 10/13/13 23 pass from C. Ponder
 @ Dallas, 11/3/13 31 pass from C. Ponder
 @ St. Louis, 9/7/14 7 pass from M. Cassel
 vs. Carolina, 11/30/14 4 pass from T. Bridgewater
 vs. Detroit, 9/20/15 5 pass from T. Bridgewater
 vs. Kansas City, 10/18/15 4 pass from T. Bridgewater
 @ Detroit, 10/25/15 1 pass from T. Bridgewater
 vs. Green Bay, 11/22/15 47 pass from T. Bridgewater
 vs. NY Giants, 12/27/15 28 pass from T. Bridgewater

vs. Green Bay, 9/18/16 8 pass from S. Bradford
 @ Carolina, 9/25/16 15 pass from S. Bradford
 vs. NY Giants, 10/3/16 7 pass from S. Bradford
 vs. Detroit, 11/6/16 1 pass from S. Bradford
 vs. Washington, 11/13/16 20 pass from S. Bradford
 vs. Jacksonville, 12/11/16 3 pass from S. Bradford
 vs. Chicago, 1/1/17 22 pass from S. Bradford
 vs. New Orleans, 9/11/17 15 pass from S. Bradford
 @ Chicago, 10/9/17 13 pass from C. Keenum
 @ Cleveland (UK), 10/29/17 4 pass from C. Keenum
 @ Detroit, 11/23/17 1 pass, 22 pass from C. Keenum
 @ Atlanta, 12/3/17 6 pass from C. Keenum
 @ Carolina, 12/10/17 18 pass from C. Keenum
 vs. Cincinnati, 12/17/17 1 pass from C. Keenum
 @ Philadelphia, 1/21/18* 25 pass from C. Keenum
 vs. San Francisco, 9/9/18 11 pass from K. Cousins
 vs. Buffalo, 9/23/18 4 pass from K. Cousins
 at Detroit, 12/23/18 44 pass, 4 pass from K. Cousins
Total **42 (42 receiving)**

RUDOLPH'S CAREER GAME-BY-GAME (*starts)

2011	MIN	No.	Yards	Avg.	Long	TD
9/11	@ SD*	0	0	0.0	0	0
9/18	TB*	1	15	15.0	15	0
9/25	DET	3	39	13.0	20	0
10/2	@ KC*	3	44	14.7	41	0
10/9	ARI	0	0	0.0	0	0
10/16	@ CHI*	2	20	10.0	18	0
10/23	GB	0	0	0.0	0	0
10/30	@ CAR	2	15	7.5	13	0
11/14	@ GB	3	37	12.3	21	0
11/20	OAK	3	7	2.3	4	1
11/27	@ ATL	INACTIVE				
12/4	DEN	1	19	19.0	19t	1
12/11	@ DET*	1	0	0.0	0	0
12/18	NO	2	15	7.5	8	0
12/24	@ WAS*	2	23	11.5	17t	1
1/1/12	CHI*	3	15	5.0	9	0
GP/GS: 15/8		26	249	9.6	41	3

2012	MIN	No.	Yards	Avg.	Long	TD
9/9	JAX*	5	67	13.4	29	0
9/16	@ IND*	3	35	11.7	15	1
9/23	SF*	5	36	7.2	16	2
9/30	@ DET*	2	8	4.0	7	0
10/7	TEN*	4	23	5.8	15t	1
10/14	@ WAS*	6	56	9.3	18	1
10/21	ARI*	0	0	0.0	0	0
10/25	TB*	2	17	8.5	12	0
11/4	@ SEA*	0	0	0.0	0	0
11/11	DET*	7	64	9.1	20t	1
11/25	@ CHI*	5	55	11.0	25	1
12/2	@ GB*	6	51	8.5	21	1
12/9	CHI*	0	0	0.0	0	0
12/16	@ STL*	3	22	7.3	14	0
12/23	@ HOU*	3	39	13.0	27	1
12/30	GB*	2	20	10.0	10	0
GP/GS: 16/16		53	493	9.3	29	9

2012 PLAYOFFS

1/5/13	@ GB*	3	42	14.0	23	0
--------	-------	---	----	------	----	---

2013	MIN	No.	Yards	Avg.	Long	TD
9/8	@ DET*	2	27	13.5	21	0
9/15	@ CHI*	3	42	14.0	20t	1
9/22	CLE*	5	28	5.6	9	0
9/29	PIT*	2	6	3.0	6	0
10/13	CAR*	9	97	10.8	23t	1
10/21	@ NYG*	3	27	9.0	21	0
10/27	GB*	4	51	12.8	17	0
11/3	@ DAL*	2	35	17.5	31t	1
11/7	WAS	INACTIVE				
11/17	@ SEA	INACTIVE				
11/24	@ GB	INACTIVE				
12/1	CHI	INACTIVE				
12/8	@ BAL	INACTIVE				
12/15	PHI	INJURED RESERVE				
12/22	@ CIN	INJURED RESERVE				
12/29	DET	INJURED RESERVE				
GP/GS: 8/8		30	313	10.4	31t	3

2014	MIN	No.	Yards	Avg.	Long	TD
9/7	@ STL*	2	16	8.0	9	1
9/14	NE*	5	53	10.6	17	0
9/21	@ NO*	3	27	9.0	10	0
9/28	ATL	INACTIVE				
10/2	@ GB	INACTIVE				
10/12	DET	INACTIVE				
10/19	@ BUF	INACTIVE				
10/26	@ TB	INACTIVE				
11/2	WAS	INACTIVE				
11/16	@ CHI	0	0	0.0	0	0
11/23	GB*	3	50	16.7	23	0
11/30	CAR*	2	7	3.5	4t	1
12/7	NYJ*	2	9	4.5	6	0
12/14	@ DET*	7	69	9.9	21	0
12/21	@ MIA	INACTIVE				
12/28	CHI*	0	0	0.0	0	0
GP/GS: 9/8		24	231	9.6	23	2

2015	MIN	No.	Yards	Avg.	Long	TD
9/14	@ SF*	5	53	10.6	19	0
9/20	DET*	5	30	6.0	11	1
9/27	SD*	2	14	7.0	10	0
10/4	@ DEN*	2	7	3.5	6	0
10/18	KC*	2	9	4.5	5	1
10/25	@ DET*	2	10	5.0	9	1
11/1	@ CHI*	2	22	11.0	16	0
11/8	STL*	2	30	15.0	15	0
11/15	@ OAK*	1	7	7.0	7	0
11/22	GB*	6	106	17.7	47t	1
11/29	@ ATL*	7	53	7.6	13	0
12/6	SEA*	3	13	4.3	6	0
12/10	@ AZ*	6	67	11.2	17	0
12/20	CHI	2	21	10.5	12	0
12/27	NYG*	2	53	26.5	28t	1
1/3/16	@ GB*	0	0	0.0	0	0
GP/GS: 16/16		49	495	10.1	47t	5

2012 PLAYOFFS

1/10/16	SEA*	1	24	24.0	24	0
---------	------	---	----	------	----	---

2016	MIN	No.	Yards	Avg.	Long	TD
9/11	@ TEN*	4	65	16.3	21	0
9/18	GB*	3	31	10.3	19	1
9/25	@ CAR*	7	70	10.0	18	1
10/3	NYG*	5	55	11.0	16	1
10/9	HOU*	2	15	7.5	14	0
10/23	@ PHI*	5	55	11.0	22	0
10/31	@ CHI*	5	31	6.2	11	0
11/6	DET*	1	1	1.0	1	1
11/13	@ WAS*	5	69	13.8	20	1
11/20	ARI*	2	12	6.0	8	0
11/24	@ DET*	9	64	7.1	18	0
12/1	DAL*	6	45	7.5	17	0
12/11	@ JAX*	4	60	15.0	44	1
12/18	IND*	8	97	12.1	28	0
12/24	@ GB*	6	53	8.8	21	0
1/1/17	CHI*	11	117	10.6	22	1
GP/GS: 16/16		83	840	10.1	44	7

2017	MIN	No.	Yards	Avg.	Long	TD
9/11	NO*	3	26	8.7	15	1
9/17	@ PIT*	4	45	11.3	27	0
9/24	TB*	1	4	4.0	4	0
10/1	DET*	2	34	17.0	19	0
10/9	@ CHI*	6	45	7.5	13t	1
10/15	GB*	5	47	9.4	16	0
10/22	BAL*	5	43	8.6	19	0
10/29	@ CLE*	6	27	4.5	6	1
11/12	@ WAS	5	37	7.4	12	0
11/19	LAR*	5	58	11.6	28	0
11/23	@ DET*	4	63	15.8	34	2
12/3	@ ATL*	4	36	9.0	16	1
12/10	@ CAR*	3	41	13.7	18t	1
12/17	CIN*	2	17	8.5	16	1
12/23	@ GB*	1	6	6.0	6	0
12/31	CHI*	1	3	3.0	3	0
GP/GS: 16/16		57	532	9.3	34	8
2012 PLAYOFFS						
1/14/18	NO*	5	28	5.6	18	0
1/21/18	@ PHI*	1	25	25.0	25t	1
GP/GS: 2/2		6	53	8.8	25t	1

2018	MIN	No.	Yards	Avg.	Long	TD
9/9	SF*	1	11	11.0	11	1
9/16	@ GB*	7	72	10.3	23	0
9/23	BUF*	5	48	9.6	17	1
9/27	@ LAR*	5	57	11.4	24	0
10/7	@ PHI*	5	41	8.2	17	0
10/14	ARI*	4	37	9.3	17	0
10/21	@ NYJ*	1	16	16.0	16	0
10/28	NO*	4	39	9.8	25	0
11/4	DET*	2	20	10.0	10	0
11/18	@ CHI*	2	13	6.5	7	0
11/25	GB*	7	63	9.0	17	0
12/2	@ NE*	3	37	12.7	23	0
12/10	@ SEA*	2	7	3.5	5	0
12/16	MIA*	3	23	7.7	12	0
12/23	@ DET*	9	122	13.6	44t	2
12/30	CHI*	4	19	4.8	9	0
GP/GS: 16/16		64	634	9.9	44t	4

HAWAIIAN DELIGHT

Kyle Rudolph joined rare company when he was named the MVP of the 2012 Pro Bowl, a feat achieved for only the 5th time in Vikings history. Rudolph is 1 of 4 Vikings TEs to earn a Pro Bowl berth in Vikings history and earned MVP accolades in the 2012 contest after hauling in 5 catches for 122 yards and a TD from Eli Manning in the 62-35 NFC victory. He gifted the complimentary car that accompanies MVP to his father.

VIKINGS PRO BOWL TEs

PLAYER	SEASON
Joe Senser	1981
Steve Jordan	1986, '87, '88, '89, '90, '91
Byron Chamberlain	2001
Kyle Rudolph	2012, '17

VIKINGS PRO BOWL MVPs

PLAYER	SEASON
Fran Tarkenton	1964
Ahmad Rashad	1978
Randy Moss	1999
Adrian Peterson	2007
Kyle Rudolph	2012



TEAM UP TO GIVE BACK

During the 2019 offseason, the entire Minnesota Vikings team, coaching and training staff traveled to the Southside Village Boys and Girls Club in Minneapolis for the 2nd Annual Team Up to Give Back event. There they joined 80 students from the Richard R. Green Central Park Elementary School, dividing into stations and packing food as part of the Feeding Children Everywhere program.

Together the group packaged 35,000 meals in just under one hour. A large portion of the meals packed went to benefit Boys and Girls Clubs across the Twin Cities, while the additional meals were distributed to Twin Cities families with the help of Second Harvest Heartland and other community organizations.

Prior to the team's arrival, Vikings staff members, along with U.S. Bank employees and members of HandsOn Twin Cities, spent the morning at the Boys and Girls club cleaning, painting, organizing and creating artwork.





79

KARTER SCHULT

POSITION: Defensive End
HEIGHT/WEIGHT: 6-3/265
DOB: 12-21-93
HOMETOWN: Tripoli, IA

COLLEGE: Northern Iowa
ACQUIRED: FA 2019
NFL SEASON: 2
VIKINGS SEASON: 1

2018 GP/GS
8/- AAF

Career GP/GS
0/0 (GB PS)

Playoffs GP/GS
0/0

• Originally attended rookie minicamp with the Minnesota prior to the 2018 NFL season before returning to the organization during the 2019 offseason.

OFF THE FIELD Married his wife, Marissa, in April of 2019... Majored in family services and movement and exercise science at Northern Iowa...Got a job working at FedEx in the fall of 2018 to pay the bills while training.

PRO Signed with Minnesota as a free agent on 4/9/19 after playing in the Alliance of American Football with the Salt Lake Stallions...Spent time on Green Bay's practice squad in 2018 after joining the Packers as a rookie free agent.


2019 Played in all 8 games for Salt Lake in the AAF...Finished with 26 total tackles in eight games with the Stallions...Totaled seven sacks and 11 tackles for loss or no gain on the season, good for third in the AAF in both categories...Led the AAF with 49 total pressures through eight total games...Received the AAF Defensive Player of the Week award after compiling five total tackles, two sacks and four quarterback hits against Memphis on 3/16.

2018 Signed with the Carolina Panthers on 5/14/18 and remained with the team until being released on 8/16/18...Recorded one solo tackle in a preseason contest at Buffalo on 8/9/18.

2017 Signed with Cleveland as a rookie free agent on 5/4/17...Finished the preseason with 11 total tackles, 1.5 sacks, four tackles for loss and three quarterback hits...Waived by Cleveland on 9/1/17.

COLLEGE Won the Buck Buchanan Award as the top defender in the FCS and was named the Missouri Valley Football Conference Defensive Player of the Year following the 2016 season...Led the FCS in 2016 with 17 sacks and finished second with 24 tackles for loss while forcing two fumbles, blocking a kick and being credited with a safety. Recorded a sack in 10 of the 11 games he played in as a senior...Named a STATS FCS All-America second team selection and a All-MVFC first team selection following the 2015 season...Finished the 2015 season with 82 total tackles, 15.0 sacks and 23.0 tackles for loss.

PREP Played fullback and served as team captain for Tripoli High School...First Team All-State selection by INA in 2010 and 2011 and by IowaPreps.com in 2011...2011 National Guard Impact Player of the Year...Also played basketball and baseball at Tripoli and was an All-Conference selection in both sports.



1

KYLE SLOTER

POSITION: Quarterback
HEIGHT/WEIGHT: 6-5/218
DOB: 2-7-94
HOMETOWN: Johns Creek, GA

COLLEGE: Northern Colorado
ACQUIRED: PS 2017
NFL SEASON: 3
VIKINGS SEASON: 3

2018 GP/GS
0/0

Career GP/GS
0/0

Playoffs GP/GS
0/0

• Teammates at Southern Mississippi with fellow Viking Rashod Hill before transferring to Northern Colorado.

OFF THE FIELD Has frequented Vikings community events throughout his first 2 seasons with the club...Had a job offer with Ashford Advisors, a financial company in his hometown of Atlanta before deciding to pursue a career in the NFL.

PRO Entered the NFL as a rookie free agent following the 2017 NFL Draft...Signed by the Broncos on 5/11/17...Released by Denver on 9/2/17...Signed to the Vikings practice squad on 9/4/17...Signed to the Vikings active roster on 9/16/17.


2018 Inactive Weeks 1-17, serving as the teams 3rd-string QB.

2017 Active for 6 games in 2017 but did not appear in a game...Inactive at Philadelphia (1/21/18)...Inactive for the Vikings Divisional Round defeat of the Saints (1/14/18)...Inactive in

Weeks 10-17...Active but did not play Weeks 6-8...Inactive at Chicago (10/9)...Active but did not play vs. Detroit (10/1) Tampa Bay (9/24) and at Pittsburgh (9/17)...Signed to the Vikings active roster on 9/16.

COLLEGE Began his collegiate career at Southern Mississippi as a wide receiver...Saw action in 13 games (2 starts) during his 3 seasons at USM, catching 7 passes for 47 yards (6.7 avg.) with 1 TD...Earned placement on Conference-USA Commissioner's Honor Roll in all 3 years at Southern Miss (2012-14)...Played 11 games in his 1st season at UNC, catching 6 passes for 60 yards before transitioning to QB...Completed 197 of 318 passes (61.9%) for 2,665 yards with 29 TDs and 10 INTs while also running in 3 TDs.

PREP Attended Mount Pisgah Christian School in Johns Creek, Georgia...Earned All-State honors in both football and basketball.



37 DERRON SMITH

POSITION: Safety
HEIGHT/WEIGHT: 5-10/195
DOB: 2-4-92
HOMETOWN: Banning, CA

COLLEGE: Fresno State
ACQUIRED: FA 2019
NFL SEASON: 4
VIKINGS SEASON: 1

2018 GP	Career GP/GS	Playoffs GP/GS
8 - AAF	38/0 (31/0 - CIN, 7/0 - CLE)	1/0 - CIN

• Has recorded 10 special teams tackles over the course of 38 career games with the Cincinnati Bengals and Cleveland Browns.

OFF THE FIELD First name pronounced duh-RONN... Participated in Joe Thomas' 'Shop with a Pro' event and the Browns' Golf Tournament Dawg Pound Games...Donated turkeys to the Greater Cleveland Food Bank at Thanksgiving... Worked with elementary school students to promote NFL Play 60 initiatives...Assembled care packages for domestic violence victims in collaboration with Fear 2 Freedom in the Washington D.C., area...Enjoys playing video games

PRO Signed with Minnesota as a free agent on 4/5/19 after playing in the Alliance of American Football with the San Antonio Commanders...Spent time with Cleveland and Cincinnati from 2015-17 before playing in the AAF's debut season in 2019...Has recorded 10 total tackles (6 solo) and 1 pass defended in his NFL career.

2019 Spent the beginning of the 2019 offseason with the San Antonio Commanders of the Alliance of American Football, ranking second on the team in interceptions (3) and total tackles (21) in eight games.

2017 Played in 7 games with the Cleveland Browns, primarily on special teams...Recorded 5 special teams tackles and added 1 fumble recovery on special teams...Spent offseason, training camp and preseason with the Bengals...Waived by Cincinnati prior to Week 9 after playing in 3 games...Signed by Browns prior to Week 10...In Browns debut, notched 1 special-teams tackle at Detroit (11/12)...Made 1 special teams tackle and recovered a fumble at Chicago (12/24)

2016 Appeared in 12 games and inactive for 4 games with a thigh injury...Notched 7 tackles, 1 pass defended and 1 special teams tackle...Saw a season-high 63 defensive snaps, contributing 2 tackles and 1 pass defended vs. Buffalo (11/20).

2015 Played in all 16 games as a rookie, logging 4 special teams tackles...Saw action on defense in AFC Wild Card game vs. Pittsburgh, tallying 3 tackles...Made his NFL debut at Oakland (9/13).

COLLEGE Played 4 seasons at Fresno State...Earned 3 straight 1st-team All-Mountain West honors to become 1 of 11 players in school history to earn 1st-team All-Mountain West 3 times in a career...1 of only 6 players in Fresno State history to record more than 300 tackles...Started 14 games as a senior in 2014... Notched 11 tackles at No. 15 USC...At the end of the 2014 season, his 15 career INTs ranked 2nd among active FBS players...Started 13 games in 2013, helping the Bulldogs to an 11-2 record...Finished 2nd in the nation with 7 INTs...Named MVP of the Mountain West Championship game, contributing 1 sack, 1 INT, 1 pass defended and 7 total tackles...Logged 18 tackles, including an INT returned 41 yards for a TD in the Las Vegas Bowl vs. USC...Earned bachelor's degree in communications.

PREP Attended Banning High, where he played quarterback, safety and punter...As a senior, rushed for 1,579 yards and 13 TDs, while logging 109 tackles on defense...Finished senior season with 109 tackles, 6 interceptions with 159 yards in returns, broke up 12 passes, recovered 3 fumbles, returning one 94 yards for a touchdown...Was named the MVP of his team and defensive MVP of the Mountain Pass League and was selected as 1st team All-CIF...Averaged 17 points per game on high school basketball team.

SMITH'S NFL TOTALS

Year	GP/GS	Solo	Asst.	Total	Sacks	INTs	PBU	TFL	QBH	FF/FR	Special Teams
2015 (CIN)	16/0	0	0	0	0.0	0	0	0	0	0/0	4
Playoffs	1/0	3	0	3	0.0	0	0	0	0	0/0	0
2016 (CIN)	12/0	3	4	7	0.0	0	1	0	0	0/0	1
2017 (CIN/CLE)	10/0	0	0	0	0.0	0	0	0	0	0/0	5
(CIN)	3/0	0	0	0	0.0	0	0	0	0	0/0	1
(CLE)	7/0	0	0	0	0.0	0	0	0	0	0/0	4
Totals	38/0	3	4	7	0.0	0	1	0	0	0/0	10
Playoffs	1/0	3	0	3	0.0	0	0	0	0	0/0	0

SINGLE-GAME CAREER HIGHS (* - playoffs)

Tackles 3 vs. Pittsburgh, 1/9/16*
Solo Tackles 3 vs. Pittsburgh, 1/9/16*

Pass Breakup 1 vs. Buffalo, 11/20/16
ST Tackles 2 vs. Baltimore, 1/3/16

2015	CIN	U	A	T	TFL	SK	QH	FF	FR	INT	PD
9/13	@ OAK	0	0	0	0	0.0	0	0	0	0	0
9/20	SD	0	0	0	0	0.0	0	0	0	0	0
9/27	@ BAL	0	0	0	0	0.0	0	0	0	0	0
10/4	KC	0	0	0	0	0.0	0	0	0	0	0
10/11	SEA	0	0	0	0	0.0	0	0	0	0	0
10/18	@ BUF	0	0	0	0	0.0	0	0	0	0	0
11/1	@ PIT	0	0	0	0	0.0	0	0	0	0	0
11/5	CLE	0	0	0	0	0.0	0	0	0	0	0
11/16	HOU	0	0	0	0	0.0	0	0	0	0	0
11/22	@ ARI	0	0	0	0	0.0	0	0	0	0	0
11/29	STL	0	0	0	0	0.0	0	0	0	0	0
12/6	@ CLE	0	0	0	0	0.0	0	0	0	0	0
12/13	PIT	0	0	0	0	0.0	0	0	0	0	0
12/20	@ SF	0	0	0	0	0.0	0	0	0	0	0
12/28	@ DEN	0	0	0	0	0.0	0	0	0	0	0
1/3/16	BAL	0	0	0	0	0.0	0	0	0	0	0
GP/GS: 16/0		0	0	0	0	0.0	0	0	0	0	0
2015 PLAYOFFS											
1/9/16	PIT	3	0	3	0	0.0	0	0	0	0	0

2016	CIN	U	A	T	TFL	SK	QH	FF	FR	INT	PD
9/11	@ NYJ	0	0	0	0	0.0	0	0	0	0	0
9/18	@ PIT	0	0	0	0	0.0	0	0	0	0	0
9/25	DEN	0	2	2	0	0.0	0	0	0	0	0
9/29	MIA	0	0	0	0	0.0	0	0	0	0	0
10/9	@ DAL	0	0	0	0	0.0	0	0	0	0	0
10/16	@ NE	1	0	1	0	0.0	0	0	0	0	0
10/23	CLE	1	0	1	0	0.0	0	0	0	0	0
10/30	WAS	0	0	0	0	0.0	0	0	0	0	0
11/14	@ NYG	0	0	0	0	0.0	0	0	0	0	0
11/20	BUF	0	2	2	0	0.0	0	0	0	0	0
11/27	@ BAL	INACTIVE									
12/4	PHI	INACTIVE									
12/11	@ CLE	INACTIVE									
12/18	PIT	INACTIVE									
12/24	@ HOU	0	0	0	0	0.0	0	0	0	0	0
1/1/17	BAL	1	0	1	0	0.0	0	0	0	0	0
GP/GS: 12/0		3	4	7	0	0.0	0	0	0	0	1

2017	CIN/CLE	U	A	T	TFL	SK	QH	FF	FR	INT	PD
9/10	BAL	0	0	0	0	0.0	0	0	0	0	0
9/14	HOU	0	0	0	0	0.0	0	0	0	0	0
9/24	@ GB	INACTIVE									
10/1	@ CLE	INACTIVE									
10/8	BUF	INACTIVE									
10/22	@ PIT	INACTIVE									
10/29	IND	0	0	0	0	0.0	0	0	0	0	0
11/5	@ JAX	INACTIVE									
CUT BY CINCINNATI 11/6/2017											
SIGNED BY CLEVELAND 11/9/2017											
11/12	@ DET	0	0	0	0	0.0	0	0	0	0	0
11/19	JAX	0	0	0	0	0.0	0	0	0	0	0
12/3	@ LAC	0	0	0	0	0.0	0	0	0	0	0
12/10	GB	0	0	0	0	0.0	0	0	0	0	0
12/17	BAL	0	0	0	0	0.0	0	0	0	0	0
12/24	@ CHI	0	0	0	0	0.0	0	0	0	0	0
12/31	@ PIT	0	0	0	0	0.0	0	0	0	0	0
GP/GS: 10/0		0	0	0	0	0.0	0	0	0	0	0

THE NFL'S EARLY DAYS IN MINNESOTA



As the NFL embarks on its 100th season in 2019, a debt is owed to the forerunners of pro football in Minnesota that dates back to the roaring 20s. Early semi-pro football clubs played throughout the state, and the Twin Cities was a hotbed of football action, featuring teams as diverse as the St. Paul Ideals to the established Minneapolis Marines, who later evolved into the Minneapolis Red Jackets. The most famous team was the Duluth Eskimos, featuring Hall of Famer Ernie Nevers.

The original pro franchise in northern Minnesota, the Duluth Kelleys, derived their name from their primary sponsor and outfitter, the Kelley Hardware Store. The team flourished from 1923-25 before changing ownership when local Duluth businessman Ole Haugsrud, a 25-year-old entrepreneur, jumped at the chance to be involved in pro football ownership. Haugsrud used his high school connection from Superior, WI, to Stanford All-American fullback Ernie Nevers, the hero of the 1925 Rose Bowl, to put Duluth on the sporting map.

Haugsrud convinced Nevers, who was pitching for the St. Louis Browns, to leave pro baseball behind and compete in pro football to push NY Yankees star Red Grange as the biggest box-office draw in the fledgling NFL. Haugsrud knew to market his team around its star, renaming the team Ernie Nevers's Duluth Eskimos. The other NFL owners, eager to get fans in the stands of their growing game, were happy to schedule the Eskimos but not as excited to travel to Duluth. Thus, the Eskimos were designated as a "road team", traveling to such locales as Canton, Providence, Hartford and New York. The Eskimos took to the rails, traveling feverishly and playing 29 games in just under 17 weeks, including games in 5 cities in just 8 days.

The appeal of Nevers, who was playing for an unheard-of salary of \$50,000 for the 1926 and '27 campaigns, helped the home teams draw crowds they had previously only dreamed of. Ultimately, the \$3,000-\$4,000 paydays the Eskimos were taking in from games was not enough to keep the team afloat. After the 1927 season, Nevers returned to Stanford as an assistant coach, the team suspended operations and remained dormant until Haugsrud sold his franchise to East Coast investors who wanted teams in larger population centers. As part of his sale agreement, Haugsrud had a stipulation in the deal that if an NFL franchise returned to Minnesota that he would have first rights to buy into the team. Haugsrud did not let the NFL owners forget the agreement, and in 1960 purchased 10 percent of the expansion Vikings for \$60,000. Haugsrud was a Vikings director until his death in 1976.



Duluth Eskimos star Ernie Nevers



22

HARRISON SMITH

POSITION: Safety
HEIGHT/WEIGHT: 6-2/214
DOB: 2-2-89
HOMETOWN: Knoxville, TN

COLLEGE: Notre Dame
ACQUIRED: D1b (#29) 2012
NFL SEASON: 8
VIKINGS SEASON: 8

2018 GP/GS

16/16

Career GP/GS

99/98

Playoffs GP/GS

4/4

• Recorded 3 INTs and 3.0 sacks thus far in 2018, the 1st player to do so in a single season since Landon Collins and Ryan Shazier in 2016.

• Became the only player in franchise history with 4 career INT returns of 50+ yards after intercepting Sam Darnold in Week 7.

• Ranks 6th all-time in Vikings history in tackles among DBs with 694 career tackles.

• Has 12.0 career sacks, a franchise record among defensive backs. His 3.0 total sacks in 2018 tied a career high.

• Currently 10th all-time in team history in career INTs with 20.

OFF THE FIELD Hosts annual Kickin' It With Harrison dodgeball event at the team's headquarters that welcomes participants from Big Brothers Big Sisters of the Twin Cities, an organization he supports year-round...Regularly visits the Hennepin County Juvenile Detention Center with teammates...Earned his pilot's license at a local Minnesota airport, attending classes and lessons during the offseason...Flew a 1944 North American B-25 Mitchell Bomber during a visit to the Fagan Fighters World War II Museum in Granite Falls, MN, during the 2019 offseason...Graduated with a management-entrepreneurship degree in 2011 and was enrolled in graduate studies program during his senior season...His grandfather served in the U.S. Navy...His aunt, Elaine Hendrix, is an actress and has appeared in such films and shows as *Friends*, *NCIS*, and *The Parent Trap*...Active with hospital visits to the U of M Masonic Children's Hospital and assisted with the Greenway Gidiron Gallop 5k race on Father's Day...

HONORS Named 2nd-Team All-Pro in 2018 by the AP...Named 1st-Team All-Pro in 2017 by the AP, PFWA and *Sporting News*...Earned Pro Bowl honors in 2015, 2016, 2017, and 2018...Named to the All-NFL and All-NFC team by PFWA in 2017...Selected

the 2017 Minnesota Vikings Defensive Player of the Year...Voted #73 after 2015, #74 after 2016 and #46 after 2017 on the NFL's Top 100 list...Named All-Rookie in 2012 by Pro Football Weekly/PFWA and National Football Post...Voted the Vikings Rookie of the Year in 2012...Received NFC Defensive Player of the Week honors at Green Bay (12/23/17).

PRO Has more sacks (12.0) than any other DB in franchise history...Signed contract extension in 2016 offseason...Earned Pro Bowl berths following the 2015, 2016 and 2017 seasons...Set Vikings record by returning his 4th career INT TD vs. N.Y. Giants (12/27/15), breaking old mark of 3 shared by 8 players...Ranks 6th in Vikings history with 332 career INT return yards...Led the team in tackles and interceptions in 2014...Tied for 3rd in the NFL with 5 INTs and 2nd in INT return yards with 150 in 2014...Only player in the NFL in 2014 with at least 3.0 sacks and 3 INTs...Career-long INT return at St. Louis (9/7/14) when taking an Austin Davis pass 81 yards for a TD...4 career INT return TDs is Vikings franchise record...His 3 INT returns of 50+ yards is a Vikings record...5 INTs in 2014 is most by a Vikings safety since Darren Sharper snagged 9 in 2005...Earned All-Rookie honors in 2012...Tied Vikings rookie record with 2 INT return TDs on the season and was 1 shy of the team record for a season...Returned 2 of his opening 3 NFL INTs for TDs...Became 1st Vikings rookie safety to start all 16 games in a season...Selected #29 overall in 2012 by the Vikings...Became just the 3rd Notre Dame player and 3rd DB chosen by the Vikings in the 1st round in team history.

2018 Started all 16 games for the 2nd consecutive season and the 4th time in his career, earning 2nd-Team AP All-Pro honors and his 4th consecutive trip to the Pro Bowl...Set career highs in solo tackles (75) and TFLs (11) and tied career highs in sacks (3.0) and QBHs (10)...Became the 1st player since Landon Collins and Ryan Shazier in 2016 to record 3 INTs and 3.0 sacks in a single season...Became the only player in franchise history with 4 career INT returns of 50+ yards by intercepting Sam Darnold

HARRISON SMITH

Safety Harrison Smith set a Vikings record with his 4th career INT return TD, snapping the mark of 3 that was shared by 8 players. Smith's nose for the end zone has made him one of the top big-play defenders in the NFL since he entered the league in 2012.

VIKINGS CAREER INTERCEPTIONS RETURNED FOR TDs

PLAYER	TDs/INTs
Harrison Smith	4/17
Darren Sharper	3/18
Jimmy Hitchcock	3/9
Dewayne Washington	3/10
Audray McMillian	3/19
Joey Browner	3/37
Bobby Bryant	3/51
Ed Sharockman	3/40
Rip Hawkins	3/12

VIKINGS SEASON INTERCEPTIONS RETURNED FOR TDs

PLAYER, YEAR	TDs
Jimmy Hitchcock, 1998	3
Darren Sharper, 2005	2
Carl Lee, 1988	2
Dewayne Washington, 1994	2
Anthony Parker, 1994	2
Audray McMillian, 1992	2
Harrison Smith, 2012	2

VIKINGS CAREER INT RETURNS OF 50+ YARDS

PLAYER, YEARS	50+ RETURNS
Harrison Smith, 2012-18	4 (56t, 81t, 52, 52)
Charlie West, 1968-73	3 (89, 54, 50)

VIKINGS SINGLE-SEASON SACKS BY DEFENSIVE BACKS

PLAYER, YEAR	SACKS
Robert Griffith, 1999	4.0
Mackensie Alexander, 2018	4.0
Harrison Smith, 2014, 2018	3.0
Brian Williams, 2003	3.0
Joey Browner, 1990	3.0
Tommy Hannon, 1979	3.0

VIKINGS CAREER SACKS BY DEFENSIVE BACKS

PLAYER	SACKS
Harrison Smith	12.0
Joey Browner	9.5
Robert Griffith	7.5
Karl Kassulke	7.5

VIKINGS CAREER TACKLES BY DEFENSIVE BACKS

PLAYER	YEAR
Tommy Hannon	1,056
Joey Browner	987
Antoine Winfield	769
Robert Griffith	714
Carl Lee	702
Harrison Smith	694
Paul Krause	666
John Turner	553

in Week 7...Moved up to 6th all-time in Vikings history in total tackles by a DB with 694...Recorded his 11th TFL of the season vs. Chicago (12/30), setting a new single-season high...Notched 7 total tackles (6 solo), 1 PBU and 2 TFL at Detroit (12/23), making him the only NFL DB with 3 games of at least 2 TFL in 2018...Wrapped up 2 total tackles (1 solo) vs. Miami (12/16) as the Vikings defense held the Dolphins to 108 passing yards... In his 95th career game appearance at New England (12/2), recorded 8 solo tackles, passing Paul Krause to move into 6th place for career tackles amongst Vikings DBs. Also recorded 4 QBHs, tying a career high...Finished with 8 total tackles (7 solo), 2 TFL, and 1 FR at Chicago (11/18), the 6th FR of his career... Grabbed his 3rd INT of the year vs. New Orleans (10/28), forcing Drew Brees' 1st INT of the 2018 season and becoming the 10th Viking with 20+ interceptions...Totaled 5 tackles (3 solo) 1 QBH, 2 PD and 1 INT at New York (10/21). Returned his 3rd quarter INT of Sam Darnold 52 yards, the 4th INT return of 50+ yards in his career, a franchise record...Recorded his 3rd sack of the season vs. Arizona (10/14), tying his career-high season total set in 2014...At Philadelphia (10/7) laid a big hit on WR Alshon Jeffery to force a key redzone incompletion and stall a 4th quarter Eagles drive...Recorded his 2nd sack and 1st FF of the season vs. Buffalo (9/23)...Awarded NFC Defensive Player of the Week for his efforts against San Francisco on 9/9, where he became the Vikings' all-time leader in career sacks amongst defensive backs (10.0) when he sacked Jimmy Garoppolo in the 4th quarter. Also tallied 8 tackles (7 solo) and a game-sealing interception.

2017 Started all 16 games for the 3rd time in his career and totaled 93 tackles with a team-high 5 INTs, earning AP All-Pro honors, a trip to the Pro Bowl and All-NFL and All-NFC honors by *PFWA*...Totaled 6 solo tackles at Philadelphia (1/21/18) in the NFC Championship...Made 6 tackles (4 solo), 1 sack, 1 TFL and 1 QBH vs. New Orleans (1/14/18) in the Vikings Divisional Playoff Round victory...Had a standout performance at Green Bay (12/23) as the Vikings forced their 1st shutout of the Packers since 1971, totaling 7 tackles (6 solo) 2 INTs, his 1st career multi-INT day, 2 PBU, 1 TFL and 1 QBH...Posted 4 tackles (2 solo) and a TFL vs. Cincinnati (12/17) to help the Vikings clinch the NFC North title...Registered 6 tackles (4 solo) and a PD at Detroit (11/23) on Thanksgiving Day...Led the team and set a new season-high with 12 tackles (10 solo) and 2 TFL at Washington (11/12)...Recorded a 10 tackles (7 solo), 2 QBHs, a TFL and a PBU vs. Cleveland (10/29) at Twickenham Stadium in London, England as a part of the NFL's International Series...Posted 4 tackles (2 solo) and a TFL vs. Baltimore (10/22) as the Vikings defense held the Ravens to 208 yards of total offense... Became the 2nd DB in 2017 to record a sack and an INT in the same game, totaling 5 tackles (4 solo) 1.5 sacks, 2 TFL, 4 QBH, 1 INT and 2 PD vs. Green Bay (10/15)...Posted 3 solo tackles, 2 PD, a TFL, QBH and his 2nd INT of the season at Chicago (10/9)... Led the team with 8 total tackles (6 solo), 2 PD and the 13th INT

of his career and 1st since 2015 vs. Tampa Bay (9/24).

2016 Played through an ankle injury and totaled 104 tackles and 2.0 sacks in 14 games, all starts, while earning his 2nd career Pro Bowl nod...Returned from injury at Green Bay (12/24) and registered 4 solo tackles to surpass 500 tackles in his career...Posted 8 tackles (7 solo) and a TFL vs. Dallas (12/1)...Posted his 2nd double-digit tackle performance of the season, tallying 10 total tackles (9 solo) and his 2nd sack of the year vs. Arizona (11/20); his 7.5 career sacks are 2.0 sacks shy of setting the Vikings all-time record for sacks by a DB...Posted 11 tackles and his 4th career FR at Philadelphia (10/3)...Led the Vikings in tackles for the 2nd consecutive game, totaling 8 tackles and 1 PD vs. Houston (10/9)...Led the Vikings in tackles with 9 vs. NY Giants (10/3)...Had 6 tackles, and the 1st sack of the season at Carolina (9/25)...Had 9 tackles (6 solo), 1 TFL and 1 PD at Tennessee (9/11), the 1st game in his home state since high school...Had INT called back after a roughing the passer penalty against the Titans.

2015 Named to Pro Bowl for 1st time in his career...Key part of Vikings defense that set the tone for NFC North Champions, ranking #5 in the NFL in scoring defense and jumping to #12 in the NFL in passing defense, #13 in total defense...Set Vikings record with 4th career INT return TD on his 12th career pick...Snared INTs off both Peyton and Eli Manning during the season...Started all 13 regular-season games he played and Wild Card Playoff...Missed 3 games with injury...Sacked Matthew Stafford at Detroit (10/25) and shared sack of Aaron Rodgers at Green Bay (1/3/16) with DT Tom Johnson...Notched season-high 11 tackles vs. San Diego (9/27) and had season-high 8 solo stops vs. San Diego (9/27) and at Oakland (11/15).

2014 Led the team with a career-high 5 INTs, that ranked tied for 3rd in the NFL and tied for 2nd in the NFC...His 150 INT return yards was 2nd best in the NFL...Led the team in tackles for the 1st time in his career...Career highs in tackles (120), solo tackles (82), sacks (3.0), TFL (4.0) and INTs (5)...Was the only player in the NFL to have at least 3 INTs and 3 sacks...His 5 INTs were the most by a Vikings safety since Darren Sharper had 9 in 2005...Played a major role in improving the Vikings pass defense from 31st in 2013 to 7th in 2014...Career-long INT return for a TD Week 1 at St. Louis (9/7) when taking back an Austin Davis pass 81 yards for a TD, 9th longest INT return in team history...He is tied for the franchise record with 3 INTs returned for TD...His 3 INT returns of 50+ yards is a team record...Set a career-high in tackles vs. New England (9/14) with 13...His 2 TFL vs. Carolina (11/30) was a career-high...3 passes defensed against Drew Brees at New Orleans (9/21) was a career-high... Started all 16 games.

2013 Averaged more than 8 tackles per game, notching 66 in 8 games played...Returned to the field for the final 3 games of regular season, coming back vs. Philadelphia (12/15) in upset win over playoff-bound Eagles...Vikings went 2-1 in final 3



Harrison Smith hosted more than 100 participants for his 5th annual Big Brothers Big Sisters dodgeball event at the TCO Performance Center.

games of season...Missed 8 games as he recovered from injury yet finished 5th on team in tackles...Suffered injured toe vs. Carolina (10/13) and was placed on injured reserve for recall... Grabbed 2nd INT in consecutive games vs. Cleveland (9/22)... Snagged 1st INT of season at Chicago (10/15) when he picked off Jay Cutler...Started season opener at Detroit (9/8) and led DBs with 10 tackles...Intercepted multiple passes (2) for the 2nd time in his career, finishing 2nd on the team.

2012 Impact rookie had record-setting debut...Started all 16 games and Wild Card playoff game...Tied Vikings rookie record with 2 INT-return TDs and was 1 shy of overall club record for a season...Ranked tied for 3rd in NFL with pair of INT-return scores and ranked 2nd among NFL rookies...Led all NFL safeties with 2 INTs return TDs...Ranked 2nd on team with 129 tackles and led team with 87 yards on INT returns while matching the team-high with 3 INTs...Set Vikings record with 16 starts by a rookie safety, passing previous high of 14 by Chuck Lamson in 1962...Ranks 3rd in INT return yards by a Vikings rookie...Had 10+ tackles in 5 games on the season and season-high 12 stops at Green Bay (12/2) and at St. Louis (12/16)...

Notched lone sack at Houston (12/23), catching Matt Schaub.

COLLEGE Started in 47 of his 51 collegiate contests...Is the only player in Irish history to register more than 200 tackles (309), 15 TFL (18.5) and 15 pass breakups (28) in a career... Was the lone captain of the 2011 Fighting Irish, an honor that has only been bestowed on 4 players at Notre Dame in the past 40 years...Split time at Notre Dame at outside linebacker and safety...Made 15 starts at LB before making the full-time switch to safety 6 games into the 2009 season...Started final 38 games...Ranks 2nd in ND history with 28 career pass breakups...Is 9th all-time with 309 career tackles...Had 3 INTs vs. Miami in 2010 Sun Bowl, setting ND single-game record.

PREP Named the Gatorade Player of the Year in Tennessee in 2006...Attended Knoxville Catholic HS...Honored as 2006 American General Tennessee Mr. Football Back of the Year after rushing for 1,340 yards and 19 TDs...Named 2006 Tennessee Class 3A All-State DB...East Tennessee HS Player of the Year in 2007...Earned Tennessee Class 3A 1st-team All-State honors as a junior...Played basketball.

SMITH'S NFL TOTALS

Year	GP/GS	Solo	Asst.	Total	Sacks	INTs	PBU	TFL	QBH	FF/FR	Special Teams
2012 (Min)	16/16	79	50	129	1.0	3 (87)	13	2	5	1/1	9
Playoffs	1/1	7	1	8	0.0	0	0	2	0	0/0	0
2013 (Min)	8/7	50	16	66	0.0	2 (4)	3	2	0	0/1	5
2014 (Min)	16/16	82	38	120	3.0	5 (150)	9	4	3	1/0	1
2015 (Min)	13/13	56	31	87	1.5	2 (35)	2	3	6	1/0	0
Playoffs	1/1	3	1	4	0.0	0	1	1	0	0/0	0
2016 (Min)	14/14	70	34	104	2.0	0	3	4	5	0/2	0
2017 (Min)	16/16	61	32	93	1.5	5 (42)	13	10	10	0/0	0
Playoffs	2/2	10	2	12	1	1.0	1	0	0	0	0
2018 (Min)	16/16	75	20	95	3.0	3 (56)	8	11	10	1/2	0
Totals	99/98	473	221	694	12.0	20 (384)	50	36	39	4/6	15
Playoffs	4/4	20	4	24	1.0	0	1	4	1	0/0	0

SINGLE-GAME CAREER HIGHS (* - playoffs)

Tackles13.....vs. New England, 9/14/14	Forced Fumble1.....4x, last vs. Detroit, 9/20/15
Solo Tackles10.....3x, last vs. Wash., 11/17/17	Fumble Recovery1.....6x, last at Chicago, 11/18/18
Interception2.....at. Green Bay, 12/23/17	QB Hurries4.....3x, last at New England, 12/2/18
Long INT Return81t.....at St. Louis, 9/7/14	Passes Defensed3.....2x, last at New Orleans, 9/21/14
INT Return TDs1.....4x, last vs. NY Giants, 12/27/15	Tackles for Loss2.0.....5x, last at Detroit, 12/23/18
Sacks1.5.....vs. Green Bay, 10/15/17	

SMITH'S INTERCEPTIONS

GAME	QB	INT (Yds)
vs. Arizona, 10/21/12	John Skelton	1 (31t)
@ Green Bay, 12/2/12	Aaron Rodgers	1 (0)
vs. Chicago, 12/9/12	Jay Cutler	1 (56t)
@ Chicago, 9/15/13	Jay Cutler	1 (0)
vs. Cleveland, 9/22/13	Brian Hoyer	1 (4)
@ St. Louis, 9/7/14	Austin Davis	1 (81t)
vs. Atlanta, 9/28/14	Matt Ryan	1 (1)
@ Green Bay, 10/2/14	Matt Flynn	1 (5)
@ Chicago, 11/16/14	Jay Cutler	1 (52)
@ Miami, 12/21/14	Ryan Tannehill	1 (11)
@ Denver, 10/4/15	Peyton Manning	1 (0)
vs. N.Y. Giants, 12/27/15	Eli Manning	1 (35t)
vs. Tampa Bay, 9/24/17	Jameis Winston	1 (12)
at Chicago, 10/9/17	Mitchell Trubisky	1 (-6)
vs. Green Bay, 10/15/17	Brett Hundley	1 (19)
at Green Bay, 12/23/17	Brett Hundley	2 (17)
vs. San Francisco, 9/9/18	Jimmy Garoppolo	1 (4)
at New York Jets, 10/21/18	Sam Darnold	1 (52)
vs. New Orleans, 10/28/18	Drew Brees	1 (0)
Total		20 (384)

SMITH'S TOUCHDOWNS

GAME	PLAY
vs. Arizona, 10/21/12	31 INT return
vs. Chicago, 12/9/12	56 INT return
@ St. Louis, 9/7/14	81 INT return
vs. N.Y. Giants, 12/27/15	35 INT return
Total	4 (4 INTs)

SMITH'S SACKS

GAME	QB	SACK
@ Houston, 12/23/12	T.J. Yates	1.0
@ St. Louis, 9/7/14	Austin Davis	1.0
vs. Carolina, 11/30/14	Cam Newton	1.0
vs. New York Jets, 12/7/14	Geno Smith	1.0
@ Detroit, 10/25/15	Matthew Stafford	1.0
@ Green Bay, 1/3/16	Aaron Rodgers	0.5
@ Carolina, 9/25/16	Cam Newton	1.0
vs. Arizona, 11/20/16	Carson Palmer	1.0
vs. Green Bay, 10/15/17	Brett Hundley	1.5
vs. San Francisco, 9/9/18	Jimmy Garoppolo	1.0
vs. Buffalo, 9/23/18	Josh Allen	1.0
vs. Arizona, 10/14/18	Josh Rosen	1.0
Total		12.0

SMITH'S CAREER GAME-BY-GAME (*starts)

2012	MIN	U	A	T	TFL	SK	QH	FF	FR	INT	PD
9/9	JAX*	3	4	7	0	0.0	0	0	0	0	1
9/16	@IND*	7	2	9	0	0.0	0	0	0	0	1
9/23	SF*	3	6	9	0	0.0	0	0	0	0	1
9/27	@DET*	3	2	5	0	0.0	0	0	0	0	3
10/7	TEN*	2	0	2	0	0.0	0	0	1	0	0
10/14	@WAS*	1	3	4	0	0.0	0	0	0	0	1
10/21	ARI*	5	4	9	0	0.0	0	0	0	1	1
10/28	TB*	10	1	11	0	0.0	0	0	0	0	0
11/4	@SEA*	6	4	10	0	0.0	0	0	0	0	0
11/18	DET*	4	3	7	0	0.0	0	0	0	0	0
11/25	@CHI*	5	2	7	1	0.0	0	0	0	0	0
12/2	@GB*	8	4	12	0	0.0	0	0	0	1	1
12/10	CHI*	4	3	7	0	0.0	1	0	0	1	1
12/16	@STL*	8	4	12	0	0.0	0	0	0	0	0
12/23	@HOU*	5	5	10	1	1.0	4	1	0	0	1
12/30	GB*	5	3	8	0	0.0	0	0	0	0	2
GP/GS: 16/16		79	50	129	2	1.0	5	1	1	3	13

2012 PLAYOFFS

1/5/13	@GB*	7	1	8	2	0.0	0	0	0	0	0
--------	------	---	---	---	---	-----	---	---	---	---	---

2013	MIN	U	A	T	TFL	SK	QH	FF	FR	INT	PD
9/9	@DET*	7	3	10	0	0.0	0	0	1	0	1
9/15	@CHI*	8	3	11	0	0.0	0	0	0	1	1
9/22	CLE*	6	0	6	1	0.0	0	0	0	1	1
9/29	PIT*	6	2	8	0	0.0	0	0	0	0	0
10/13	CAR*	3	3	6	0	0.0	0	0	0	0	0
10/21	@NYG	INJURED RESERVED - DESIGNATED FOR RETURN									
10/27	GB	INJURED RESERVED - DESIGNATED FOR RETURN									
11/3	@DAL	INJURED RESERVED - DESIGNATED FOR RETURN									
11/7	WAS	INJURED RESERVED - DESIGNATED FOR RETURN									
11/17	@SEA	INJURED RESERVED - DESIGNATED FOR RETURN									
11/24	@GB	INJURED RESERVED - DESIGNATED FOR RETURN									
12/1	CHI	INJURED RESERVED - DESIGNATED FOR RETURN									
12/8	@BAL	INJURED RESERVED - DESIGNATED FOR RETURN									
12/15	PHI	6	3	9	0	0.0	0	0	0	0	0
12/22	@CIN*	6	1	7	0	0.0	0	0	0	0	0
12/29	DET*	8	1	9	1	0.0	0	0	0	0	0
GP/GS: 8/7		50	16	66	2	0.0	0	0	1	2	3

2014	MIN	U	A	T	TFL	SK	QH	FF	FR	INT	PD
9/7	@STL*	4	0	4	1	1.0	2	0	0	1	1
9/14	NE*	7	6	13	0	0.0	0	0	0	0	0
9/21	@NO*	4	4	8	0	0.0	0	0	0	0	3
9/28	ATL*	5	4	9	0	0.0	0	0	0	1	1
10/2	@GB*	6	1	7	0	0.0	0	0	0	1	1
10/12	DET*	2	2	4	0	0.0	0	0	0	0	0
10/19	@BUF*	5	0	5	0	0.0	1	1	1	0	0
10/26	@TB*	2	4	6	0	0.0	0	0	0	0	0
11/2	WAS*	10	2	12	0	0.0	0	0	0	0	0
11/16	@CHI*	2	2	4	0	0.0	0	0	0	1	1
11/23	GB*	6	6	12	0	0.0	0	0	0	0	1
11/30	CAR*	6	2	8	2	1.0	0	0	0	0	0
12/7	NYJ*	7	2	9	1	1.0	0	0	0	0	0
12/14	@DET*	8	0	8	0	0.0	0	0	0	0	0
12/21	@MIA*	5	2	7	0	0.0	0	0	0	1	1
12/28	CHI*	3	1	4	0	0.0	0	0	0	0	0
GP/GS: 16/16		82	38	120	4	3.0	3	1	0	5	9

2015	MIN	U	A	T	TFL	SK	QH	FF	FR	INT	PD
9/14	@SF*	7	3	10	0	0.0	0	0	0	0	0
9/20	DET*	4	3	7	0	0.0	2	1	0	0	0
9/27	SD*	8	3	11	1	0.0	1	0	0	0	0
10/4	@DEN*	4	4	8	0	0.0	0	0	0	1	1
10/18	KC*	3	2	5	0	0.0	0	0	0	0	0
10/25	@DET*	4	4	8	1	1.0	0	0	0	0	0
11/1	@CHI*	3	5	8	0	0.0	2	0	0	0	0
11/8	STL*	2	0	2	0	0.0	1	0	0	0	0
11/15	@OAK*	8	2	10	0	0.0	0	0	0	0	0
11/22	GB*	3	2	5	0	0.0	0	0	0	0	0
11/29	@ATL	INACTIVE									
12/6	SEA*	2	0	2	1	0.0	0	0	0	0	0
12/10	@AZ	INACTIVE									
12/20	CHI	INACTIVE									
12/27	NYG*	3	3	6	0	0.0	0	0	0	1	1
1/3/16	@GB*	5	0	5	0	0.5	0	0	0	0	0
GP/GS: 13/13		56	31	87	3	1.5	6	1	0	2	2

2015 PLAYOFFS

1/10/16SEA*	3	1	4	1	0.0	0	0	0	0	0	1
-------------	---	---	---	---	-----	---	---	---	---	---	---

2016	MIN	U	A	T	TFL	SK	QH	FF	FR	INT	PD
9/11	@TEN*	6	3	9	1	0.0	0	0	0	0	1
9/18	GB*	5	3	8	0	0.0	0	0	0	0	0
9/25	@CAR*	6	0	6	1	1.0	1	0	0	0	0
10/3	NYG*	6	3	9	0	0.0	0	0	0	0	0
10/9	HOU*	5	3	8	0	0.0	0	0	0	0	1
10/23	@PHI*	4	7	11	0	0.0	0	0	1	0	0
10/31	@CHI*	4	2	6	0	0.0	0	0	0	0	0
11/6	DET*	5	4	9	0	0.0	1	0	0	0	0
11/13	@WAS*	3	3	6	0	0.0	0	0	0	0	1
11/20	ARI*	9	1	10	1	1.0	1	0	0	0	0
11/24	@DET*	3	4	7	0	0.0	2	0	0	0	0
12/1	DAL*	7	1	8	1	0.0	0	0	0	0	0
12/11	@JAX	INACTIVE									
12/18	IND	INACTIVE									
12/24	@GB*	4	0	4	0	0.0	0	0	0	0	0
1/1/17	CHI*	3	0	3	0	0.0	0	0	0	0	0
GP/GS: 14/14		70	34	104	4	2.0	5	0	1	0	3



Harrison Smith poses with fans after flying a 1944 B-25 Mitchell Bomber at the Fagan Fighters World War II Museum in Granite Falls, Minnesota.

2017	MIN	U	A	T	TFL	SK	QH	FF	FR	INT	PD
9/11	NO*	3	4	7	0	0.0	0	0	0	0	1
9/17	@ PIT*	2	4	6	0	0.0	0	0	0	0	0
9/24	TB*	6	2	8	0	0.0	0	0	0	1	2
10/1	DET*	4	0	4	1	0.0	1	0	0	0	0
10/9	@ CHI*	1	5	6	1	0.0	1	0	0	1	2
10/15	GB*	4	1	5	2	1.5	4	0	0	1	2
10/22	BAL*	2	2	4	1	0.0	0	0	0	0	0
10/29	@ CLE*	7	3	10	1	0.0	2	0	0	0	1
11/12	@ WAS	10	2	12	2	0.0	0	0	0	0	0
11/19	LAR*	2	0	2	0	0.0	0	0	0	0	2
11/23	@ DET*	4	2	6	0	0.0	0	0	0	0	1
12/3	@ ATL*	5	1	6	0	0.0	1	0	0	0	0
12/10	@ CAR*	0	1	1	0	0.0	0	0	0	0	0
12/17	CIN*	2	2	4	1	0.0	0	0	0	0	0
12/23	@ GB*	5	2	7	1	0.0	1	0	0	2	2
12/31	CHI*	4	1	5	0	0.0	0	0	0	0	2
GP/GS: 16/16		61	32	93	10	1.5	10	0	0	5	15
2017 Playoffs											
1/14/18	NO*	4	2	6	1	1.0	0	0	0	0	1
1/21/18	@ PHI*	6	0	6	0	0.0	0	0	0	0	0
GP/GS: 2/2		10	2	12	1	1.0	0	0	0	0	1

2018	MIN	U	A	T	TFL	SK	QH	FF	FR	INT	PD
9/9	SF*	7	1	8	2	1.0	1	0	1	1	1
9/16	@ GB*	6	2	8	1	0.0	0	0	0	0	1
9/23	BUF*	4	1	5	1	1.0	1	1	0	0	0
9/27	@ LAR*	2	0	2	0	0.0	0	0	0	0	0
10/7	@ PHI*	4	1	5	0	0.0	2	0	0	0	2
10/14	ARI*	4	3	7	1	1.0	1	0	0	0	0
10/21	@ NYJ*	3	2	5	0	0.0	1	0	0	1	2
10/28	NO*	4	1	5	0	0.0	0	0	0	1	1
11/4	DET*	5	2	7	0	0.0	0	0	0	0	0
11/18	@ CHI*	7	1	8	2	0.0	0	0	1	0	0
11/25	GB*	4	1	5	1	0.0	0	0	0	0	0
12/2	@ NE*	8	0	8	0	0.0	4	0	0	0	0
12/10	@ SEA*	4	3	7	0	0.0	0	0	0	0	0
12/16	MIA*	1	1	2	0	0.0	0	0	0	0	0
12/23	@ DET*	6	1	7	2	0.0	0	0	0	0	1
12/30	CHI*	6	0	6	1	0.0	0	0	0	0	0
GP/GS: 16/16		75	20	95	11	3.0	10	1	2	3	8



93 SHAMAR STEPHEN

POSITION: Defensive Tackle
HEIGHT/WEIGHT: 6-5/310
DOB: 2-25-91
HOMETOWN: Brookville, NY

COLLEGE: Connecticut
ACQUIRED: FA 2019
NFL SEASON: 6
VIKINGS SEASON: 5

2018 GP/GS	Career GP/GS	Playoffs GP/GS
15/14	67/34	1/0

- Returns to Minnesota after spending the 2018 season with the Seattle Seahawks.
- Appeared in nearly 40% of defensive snaps for the Vikings #1 ranked defense in 2017.
- The first player from UConn drafted by the Vikings since RB Vince Clements (1971).
- Notched 51 tackles, 2nd only to LB Anthony Barr among Vikings rookie defenders in 2014.

OFF THE FIELD Received bachelor's degrees in economics and sociology...Father served in U.S. Air Force...Participates in many Vikings community outreach efforts...Surname pronounced STEF-en.

PRO Has appeared in 67 games with 34 starts for his career...Rejoined Minnesota by signing a three-year contract on 3/11/19...Signed to a one-year contract by Seattle as a free agent on 3/26/18...Saw action in all 16 games and started 3 during rookie season...Drafted in the 7th round (#220 overall) in the 2014 NFL Draft...The 1st player from UConn drafted by the Vikings since RB Vince Clements (1971)...First of 3 Vikings 7th-round selections in 2014...One of the Vikings' 7 defensive selections in 2014.

2018 Played in 15 games with 14 starts in his first season as a Seahawk, totaling 25 tackles, 2.0 sacks and 3 QBHs...Started at Dallas (1/5/19) in the Wild Card round, grabbing 2 tackles...Made 2 solo stops in his first game against Minnesota (12/10), the team that drafted him...Was inactive vs. San Francisco (12/2)...Recorded sacks in back-to-back games at Oakland (10/14) and at Detroit (10/28)...Posted a season-high three tackles vs. Dallas (9/23)...Started at DT at Chicago (9/17), making 2 tackles...Had a solo stop and a QB hit at Denver (9/9)...

Signed with Seattle as a free agent on 3/26/18.

2017 Inactive at Philadelphia (1/21/18)...Played on defense vs. New Orleans (1/14/18) in the Divisional Round before leaving due to injury...Inactive vs. Chicago (12/31)...Made 1 solo tackle at Green Bay (12/23) as the Vikings posted their 1st shutout since 1993...Posted 2 solo tackles and a QBH vs. Cincinnati (12/17) to help the Vikings clinch the NFC North title...Registered 4 tackles (3 solo) at Carolina (12/10)...Compiled 2 solo tackles and 2 QBH at Atlanta (12/3)...Played on defense and special teams at Detroit (11/23)...Posted 2 tackles (1 solo) vs. LA Rams (11/19)...Tallied 2 QBH at Washington in his 1st start of the year (11/12)...Recorded a solo tackle vs. Cleveland (10/29) at Twickenham stadium in London, England as a part of the NFL's International series...Tallied 5 tackles (3 solo) and a QBH vs. Baltimore (10/22)...Posted 2 tackles (1 solo) and a QBH vs. Green Bay (10/15)...Contributed on special teams and defense at Chicago (10/9)...Compiled 2 solo tackles vs. Detroit (10/1)...Posted the first sack of his career vs. Tampa Bay (9/24), finishing with 2 total tackles (1 solo), 1 TFL and 1 QBH...Recorded 3 solo tackles and a QBH at Pittsburgh (9/17)...Contributed on defense and special teams vs. New Orleans (9/11) with 4 total tackles (1 solo).

2016 Started all 16 games for the 1st time in his career and collected a career-best 57 tackles...Registered a season-high 7 tackles (3 solo) vs. Indianapolis (12/18)...Posted 6 tackles (2 solo) and the first TFL of his career at Washington (11/13)...Had 5 tackles and a career-high 5 QB hurries at Carolina (9/25)...Started and had 5 tackles and a fumble recovery vs. Green Bay (9/18)...Made his 4th career start in the season opener at Tennessee (9/11) and had 1 tackle.

2015 Saw action in 5 games before being sidelined with toe injury that placed him on Injured Reserve...Played in each of opening 5 games of the season...Recovered 1st career fumble vs. Detroit (9/20), scooping up a Theo Riddick fumble forced

by Harrison Smith...Had season-best 2 tackles vs. San Diego (9/27) in season-high 20 defensive snaps.

2014 Only 1st-round LB Anthony Barr was more productive among Vikings rookie defenders...Played in all 16 games, the only Vikings rookie to do so, and started 3 times...Had a tackle in every game...Started 2nd career game vs. Carolina (11/30) and notched career-best 10 tackles, with 5 solo stops...Had season-high 4 QB hurries at Miami (12/21)...Played in season opener at St. Louis (9/7) and notched 2 tackles....Had 3 tackles and a QB hurry vs. New England (9/14)...Had season-high 4 tackles at New Orleans (9/21)...Matched season-high with 4 tackles vs. Detroit (10/12)...Made 1st career start vs. Green Bay (11/23), replacing Shariff Floyd at DT against the Packers, matching his career-best with 4 tackles in the game...Started vs. N.Y. Jets (12/7) and had 4 tackles with a QB hurry...Posted 2 tackles at Detroit (12/14).

COLLEGE Started 30 of 46 games, including the final 22 games...Named 2nd-Team All-American Athletic Conference

after recording 60 tackles, 3 sacks and 10 TFLs as a senior... Named Team MVP for 2013 season after being named Team Captain heading into the campaign...Participated in the 2014 Senior Bowl...Started final 10 games of 2012 season after missing the first 2 due to an injury...Registered 26 tackles, 4 passes defended and 2 TFLs as a junior...Earned Honorable Mention Freshman All-American honors as a redshirt freshman in 2010, recording 27 tackles, 4 TFLs and 2.0 sacks...Helped UConn to an 8-5 record and a berth in the Tostitos Fiesta Bowl in 2010... Named Defensive Scout Team Player of the Week during red-shirt season in 2009.

PREP Two-sport standout at Long Island Lutheran (Brookville, New York) High School, playing football and basketball... Earned All-American Lutheran Team honors after guiding school to 7-2 record as a senior...Finished final prep year with 57 tackles, 12.0 sacks and 2 blocked kicks...Played 1 season of basketball with current Philadelphia 76ers player Tobias Harris.

STEPHEN'S NFL TOTALS

Year	GP/GS	Solo	Asst.	Total	Sacks	INTs	PBU	TFL	QBH	FF/FR	Special Teams
2014 (Min)	16/3	28	23	51	0.0	0	0	0	7	0/0	0
2015 (Min)	5/0	1	3	4	0.0	0	0	0	0	0/1	5
2016 (Min)	16/16	27	30	57	0.0	0	0	1	10	0/1	4
2017 (Min)	15/1	21	9	30	1.0	0	0	1	13	0/0	1
Playoffs	1/0	0	0	0	0.0	0	0	0	0	0/0	0
2018 (Sea)	15/14	11	14	25	2.0	0	0	2	3	0/0	0
Playoffs	1/1	2	2	2	0.0	0	0	0	0	0/0	0
Totals	67/34	88	79	167	3.0	0	0	4	33	0/2	8
Playoffs	2/1	2	0	2	0.0	0	0	0	0	0/0	0

SINGLE-GAME CAREER HIGHS (* - playoffs)

Tackles	10	vs. Carolina, 11/30/14	QB Hurries	5	at Carolina, 9/26/16
Solo Tackles	5	vs. Carolina, 11/30/14	Fumble Recovery	1	2x, last vs. Green Bay, 9/18/16
Sacks	1.0	3x, last vs. Detroit, 10/28/18			

STEPHEN'S SACKS

GAME	QB	SACK
vs. Tampa Bay, 9/24/17	Jameis Winston	1.0
at Oakland, 10/14/18	David Carr	1.0
at Detroit, 10/28/18	Matthew Stafford	1.0
Total		3.0

STEPHEN'S CAREER GAME-BY-GAME (*starts)

2014	MIN	U	A	T	TFL	SK	QH	FF	FR	INT	PD
9/7	@ STL	1	1	2	0	0.0	0	0	0	0	0
9/14	NE	2	1	3	0	0.0	1	0	0	0	0
9/21	@ NO	2	2	4	0	0.0	1	0	0	0	0
9/28	ATL	1	0	1	0	0.0	0	0	0	0	0
10/2	@ GB	1	1	2	0	0.0	0	0	0	0	0
10/12	DET	2	2	4	0	0.0	0	0	0	0	0
10/19	@ BUF	1	1	2	0	0.0	0	0	0	0	0
10/26	@ TB	2	2	4	0	0.0	0	0	0	0	0
11/2	WAS	0	1	1	0	0.0	0	0	0	0	0
11/16	@ CHI	2	0	2	0	0.0	0	0	0	0	0
11/23	GB*	2	2	4	0	0.0	0	0	0	0	0
11/30	CAR*	5	5	10	0	0.0	0	0	0	0	0
12/7	NYJ*	2	2	4	0	0.0	1	0	0	0	0
12/14	@ DET	2	0	2	0	0.0	0	0	0	0	0
12/21	@ MIA	2	2	4	0	0.0	4	0	0	0	0
12/28	CHI	1	1	2	0	0.0	0	0	0	0	0
GP/GS: 16/3		28	23	51	0	0.0	7	0	0	0	0

2015	MIN	U	A	T	TFL	SK	QH	FF	FR	INT	PD
9/14	@ SF	0	0	0	0	0.0	0	0	0	0	0
9/20	DET	0	1	1	0	0.0	0	0	1	0	0
9/27	SD	0	2	2	0	0.0	0	0	0	0	0
10/4	@ DEN	0	0	0	0	0.0	0	0	0	0	0
10/18	KC	1	0	1	0	0.0	0	0	0	0	0
10/25	@ DET	INJURED RESERVE									
11/1	@ CHI	INJURED RESERVE									
11/8	STL	INJURED RESERVE									
11/15	@ OAK	INJURED RESERVE									
11/22	GB	INJURED RESERVE									
11/29	@ ATL	INJURED RESERVE									
12/6	SEA	INJURED RESERVE									
12/10	@ AZ	INJURED RESERVE									
12/20	CHI	INJURED RESERVE									
12/27	NYG	INJURED RESERVE									
1/3/16	@ CGB	INJURED RESERVE									
GP/GS: 5/0		1	3	4	0	0.0	0	0	1	0	0

2016	MIN	U	A	T	TFL	SK	QH	FF	FR	INT	PD
9/11	@ TEN*	1	0	1	0	0.0	0	0	0	0	0
9/18	GB*	3	2	5	0	0.0	0	0	1	0	0
9/25	@ CAR*	1	4	5	0	0.0	5	0	0	0	0
10/3	NYG*	0	1	1	0	0.0	0	0	0	0	0
10/9	HOU*	2	1	3	0	0.0	0	0	0	0	0
10/23	@ PHI*	2	0	2	0	0.0	3	0	0	0	0
10/31	@ CHI*	1	1	2	0	0.0	0	0	0	0	0
11/6	DET*	3	1	4	0	0.0	0	0	0	0	0
11/13	@ WAS*	2	4	6	1	0.0	0	0	0	0	0
11/20	ARI*	1	1	2	0	0.0	1	0	0	0	0
11/24	@ DET*	1	2	3	0	0.0	0	0	0	0	0
12/1	DAL*	1	2	3	0	0.0	0	0	0	0	0
12/11	@ JAX*	3	1	4	0	0.0	1	0	0	0	0
12/18	IND*	3	4	7	0	0.0	0	0	0	0	0
12/24	@ GB*	1	1	2	0	0.0	0	0	0	0	0
1/1/17	CHI*	2	5	7	0	0.0	0	0	0	0	0
GP/GS: 16/16		27	30	57	1	0.0	10	0	1	0	0

2017	MIN	U	A	T	TFL	SK	QH	FF	FR	INT	PD
9/11	NO	1	3	4	0	0.0	3	0	0	0	0
9/17	@ PIT	3	0	3	0	0.0	1	0	0	0	0
9/24	TB	1	1	2	1	1.0	1	0	0	0	0
10/1	DET	2	0	2	0	0.0	0	0	0	0	0
10/9	@ CHI	0	0	0	0	0.0	1	0	0	0	0
10/15	GB	1	1	2	0	0.0	1	0	0	0	0
10/22	BAL	3	2	5	0	0.0	1	0	0	0	0
10/29	@ CLE	1	0	1	0	0.0	0	0	0	0	0
11/12	@ WAS*	0	0	0	0	0.0	2	0	0	0	0
11/19	LAR	1	1	2	0	0.0	0	0	0	0	0
11/23	@ DET	0	0	0	0	0.0	0	0	0	0	0
12/3	@ ATL	2	0	2	0	0.0	2	0	0	0	0
12/10	@ CAR	3	1	4	0	0.0	0	0	0	0	0
12/17	CIN	2	0	2	0	0.0	1	0	0	0	0
12/23	@ GB	1	0	1	0	0.0	0	0	0	0	0
12/31	CHI	INACTIVE									
GP/GS: 15/1		21	9	30	1	1.0	13	0	0	0	0
2017 Playoffs											
1/14/18	NO	0	0	0	0	0.0	0	0	0	0	0
1/21/18	@ PHI	INACTIVE									
GP/GS: 1/0		0	0	0	0	0.0	0	0	0	0	0



18

JORDAN TAYLOR

POSITION: Wide Receiver
HEIGHT/WEIGHT: 6-5/195
DOB: 2-18-92
HOMETOWN: Denison, TX

COLLEGE: Rice
ACQUIRED: FA 2019
NFL SEASON: 4
VIKINGS SEASON: 1

2018 GP/GS	Career GP/GS	Playoffs GP/GS
PUP-Den	26/2 (26/2-DEN)	-/-

- Spent opening 4 NFL seasons with Denver, going from rookie free agent in 2015 to starting 2 games in 2017.
- Was on Denver's practice squad when team won Super Bowl 50 under Gary Kubiak.

OFF THE FIELD Brother, Ryan, played OL at UCLA and currently coaches football at Cisco Junior College in Texas where he serves as offensive coordinator...Grew up in Denison, TX, just miles from the Oklahoma border in NE Texas...Hails from same hometown as Dwight Eisenhower and heroic airline pilot "Sully" Sullenberger...Avid outdoorsman...Has a pair of goldendoodles, Apollo and Athena.

PRO Signed by Vikings on 4/15/19...Spent 2015-18 with Denver, originally joining club as a rookie free agent in 2015 and spending season on practice squad...Played in all 16 games

2018	SEA	U	A	T	TFL	SK	QH	FF	FR	INT	PD
9/9	@ DEN	1	1	1	0	0	1	0	0	0	0
9/17	@ CHI*	1	1	2	0	0	0	0	0	0	0
9/23	DAL*	1	1	3	0	0	0	0	0	0	0
9/30	@ ARI*	0	0	0	0	0	0	0	0	0	0
10/7	LAR*	1	1	2	0	0	0	0	0	0	0
10/14	@ OAK*	1	1	1	1	1.0	1	0	0	0	0
10/28	@ DET*	1	1	2	1	1.0	1	0	0	0	0
11/4	LAC*	2	2	4	0	0	0	0	0	0	0
11/11	@ LAR*	0	0	0	0	0	0	0	0	0	0
11/15	GB*	0	0	1	0	0	0	0	0	0	0
11/25	@ CAR*	1	1	4	0	0	0	0	0	0	0
12/2	SF	INACTIVE									
12/10	MIN*	2	2	2	0	0	0	0	0	0	0
12/16	@ SF*	0	0	0	0	0	0	0	0	0	0
12/23	KC*	2	0	2	0	0	0	0	0	0	0
12/30	ARI*	1	0	1	0	0	0	0	0	0	0
GP/GS: 15/14		14	11	25	2	2.0	3	0	0	0	0

2018 PLAYOFFS											
1/5/18	DAL*	2	2	0	0	0.0	0	0	0	0	0

in 2016 and caught TD passes in consecutive games, his 1st career TD coming at New Orleans (11/13/16)...Started back-to-back games in 2017 at LA Chargers (10/22) and at Kansas City (10/30)...Placed on Physically Unable to Perform list by Denver on 7/28/18...Played in 2015-16 in Denver when Vikings assistant coach Gary Kubiak was the Broncos head coach, spending entire 2015 season on practice squad as club went on to win Super Bowl 50.

2019 Signed as a free agent by Vikings on 4/15.

2018 Placed on Physically Unable to Perform list on 7/28 where he stayed for the rest of the season.

2017 Started 2 games on the season and played in 10, his 1st time in the starting lineup...Started at LA Chargers (10/22) and at Kansas City (10/30)...Hauled in career-bests with 6 catches for 65 yards in season final vs. Kansas City (12/31)...Returned 11 punts for 103 yards with a long of 24...Best day as a return

man was vs. NY Jets (12/10) with 5 returns for 62 yards with a long of 24.

2016 Saw action in all 16 games...Made debut in season-opener vs. Carolina (9/8)...Caught 1st career pass vs. Indianapolis (9/18)...Caught 1st career TD at New Orleans (11/13) on a 14-yarder and the following week caught a 6-yard TD vs. Kansas City (11/27)...Had season-high 3 catches in a pair of games.

2015 Spent entire season on practice squad as Broncos went on to win Super Bowl 50 over Carolina under the direction of Head Coach Gary Kubiak...Club went 12-4, earned home-field advantage and topped Pittsburgh (AFC Divisional) and New England (AFC Championship) en route to the Super Bowl.

TAYLOR'S NFL TOTALS

Year	GP/GS	RECEIVING					PUNT RETURNS					Special Teams
		No.	Yds.	Avg.	Lg.	TD	Att.	Yds.	Avg.	Lg.	TD	
2015 (Den)	PS	-	-	-	-	-	-	-	-	-	-	-
2016 (Den)	16/0	16	209	13.1	35	2	0	0	0.0	0	0	2
2017 (Den)	10/2	13	142	10.9	30	0	11	103	9.4	24	0	3
2018 (Den)	PUP	-	-	-	-	-	-	-	-	-	-	-
Total	26/2	29	351	12.1	35	2	11	103	9.4	24	0	5

SINGLE-GAME CAREER HIGHS

Receptions	6	vs. Kansas City, 12/31/17	Punt Returns	5	vs. NY Jets, 12/10/16
Receiving Yards	65	vs. Kansas City, 12/31/17	Punt Return Yards	62	vs. NY Jets, 12/10/16
Long reception	35	vs. San Diego, 10/30/16	Long Punt Return	24	vs. NY Jets, 12/10/16
TD Receptions	1	at New Orleans, 11/13/16			

TAYLOR'S TOUCHDOWNS

GAME	PLAY
at New Orleans, 11/13/16	14-yard catch from Siemian
vs. Kansas City, 11/27/16	6-yard catch from Siemian
Total	2 (2 receiving)

TAYLOR'S CAREER GAME-BY-GAME (*starts)

2016	DEN	No.	Yards	Avg.	Long	TD
9/8	CAR	0	0	0.0	0	0
9/18	IND	1	20	20.0	20	0
9/25	@ CIN	0	0	0.0	0	0
10/2	@ TB	1	9	9.0	9	0
10/9	ATL	0	0	0.0	0	0
10/13	@ SD	1	1	1.0	1	0
10/24	HOU	0	0	0.0	0	0
10/30	SD	1	35	35.0	35	
11/6	@ OAK	1	6	6.0	6	0
11/13	@ NO	2	32	16.0	18	1
11/27	KC	1	6	6.0	6	1
12/4	@ JAX	0	0	0.0	0	0
12/11	@ TEN	3	18	6.0	15	0
12/18	NE	1	15	15.0	15	0
12/25	@ KC	1	26	26.0	26	0
1/1/17	OAK	3	41	13.7	23	0
GP/GS: 16/0		16	209	13.1	35	2

COLLEGE Played in 42 games with 37 starts, hauling in 175 passes for 2,585 yards (14.8 avg) and 20 TDs...Owls won Conference USA in 2013 and went to 3 consecutive bowl games in 2012-14...Entered college at QB but moved to WR as a redshirt...Had 8 career 100-yard games...Named 2nd-Team All-Conference USA as a junior and senior.

PREP Dual-threat QB threw for 40 TDs and ran for 39 in his Denison High career...Moved to QB as a junior...Was an Honorable Mention All-State WR as a sophomore...Standout outfielder.

2017	DEN	No.	Yards	Avg.	Long	TD
9/11	LAC	INACTIVE				
9/17	DAL	INACTIVE				
9/24	@ BUF	INACTIVE				
10/1	OAK	0	0	0.0	0	0
10/15	NYG	3	26	8.7	11	0
10/22	@ LAC*	1	7	7.0	7	
10/30	@ KC*	1	8	8.0	8	0
11/5	@ PHI	INACTIVE				
11/12	NE	INACTIVE				
11/19	CIN	1	14	14.0	14	0
11/26	@ OAK	0	0	0.0	0	0
12/3	@ MIA	INACTIVE				
12/10	NYJ	0	0	0.0	0	0
12/14	@ IND	0	0	0.0	0	0
12/24	@ WAS	1	22	22.0	22	0
12/31	KC	6	65	10.8	30	0
GP/GS: 10/2		13	142	10.9	30	0



19

ADAM THIELEN

POSITION: Wide Receiver
HEIGHT/WEIGHT: 6-2/200
DOB: 8-22-90
HOMETOWN: Detroit Lakes, MN

COLLEGE: Minnesota State, Mankato
ACQUIRED: UDFA 2013
NFL SEASON: 6
VIKINGS SEASON: 6

- | 2018 GP/GS | Career GP/GS | Playoffs GP/GS |
|------------|--------------|----------------|
| 16/16 | 80/46 | 3/2 |
- Represented Minnesota at the 2018 Pro Bowl, his 2nd consecutive Pro Bowl appearance.
 - Finished the season 4th in the NFL in receptions (113), 9th in receiving yards (1,373) and tied for 10th in receiving TDs (9).
 - Tied Cris Carter (1994) as the fastest Viking to reach 100 receptions in a season, needing 13 games to do so.
 - Needed only 10 games to reach 1,000 yards in 2018, tying Randy Moss in 2003 as the fastest Viking to reach the mark.
 - The 1st Viking to record consecutive seasons of 1,000+ receiving yards since Randy Moss did so for 6 consecutive seasons (1998-2003).
 - Thielen's 113 receptions marked the 3rd-highest single-season total in franchise history. His 1,335 receiving yards marked the 4th-highest single-season total in franchise history.
 - The 1st player in NFL history to record 8 consecutive games of 100+ receiving yards to start a season.
 - 1 of 2 players in NFL history to record 8 consecutive games of 100+ receiving yards at any point in an NFL season (Calvin Johnson of the Detroit Lions in 2012).
 - The 1st player in franchise history to record 9 games of 100+ receiving yards in a single season.

OFF THE FIELD Married to college sweetheart, Caitlin, who played soccer at Minnesota State-Mankato, in May of 2015 and the couple has two sons, Asher and Hudson...Together with Caitlin launched the Thielen Foundation in September of 2018, which aims to create programs that serve, educate and inspire individuals to reach their full potential...Joins C.J. Ham (Duluth) and Brandon Zylstra (Spicer) as Minnesotans on the Vikings roster in 2019...Active in Vikings community relations efforts, including work with the Humane Society with his wife, as well as attending the 2015 Vikings Arctic Blast in Thief River Falls and 2016 Winterfest in Duluth...Hosts youth football camps in the Twin Cities and his hometown of Detroit Lakes...Opened a gym, ETS Elite Thielen during the 2016 offseason in Lakeville, Minnesota, just south of the Twin Cities...Avid golfer, spends time golfing in Arizona and Florida in the offseason...Majorred in management and earned bachelor's degree from MSU.



In September of 2018, Adam and his wife Caitlin announced the launch of the Thielen Foundation, which aims to create programs that serve, educate and inspire individuals so they're equipped and empowered to reach their full potential.

HONORS Selected to the 2018 Pro Bowl...Named 2nd-Team All-Pro in 2017...Selected to the 2017 Pro Bowl...Named the 2017 Minnesota Vikings Offensive Player of the Year...Man of the Match vs. Cleveland (10/29/17) at Twickenham Stadium (London, England)...Voted #36 on the NFL's Top 100 list after the 2017 season...2015 Vikings Special Teams Player of the Year...NFC Special Teams Player of the Week vs. Carolina (11/30/14).

PRO Detroit Lakes native broke out as a wide receiver in 2016 after playing mostly on special teams early in his career...Ranks 7th in the NFL in both receptions (273) and receiving yards (3,616) since the start of the 2016 season...The first player in franchise history to record 9 games of 100+ receiving yards in a single season...The only player in NFL history to record 8 consecutive games of 100+ receiving yards to open a season and 1 of 2 players in NFL history to record 8 consecutive games of 100+ receiving yards at any point in an NFL season (Calvin Johnson of the Detroit Lions in 2012)...Signed an extension with the Vikings during the 2017 offseason...Turned in the best game of his career at Green Bay (12/24/16) with 12 receptions for 202 yards and 2 TDs, the only Viking with 12+ receptions against the Packers...Has 16 career 100+ yard receiving games, all since 2016, the 3rd most in the NFL in that span...Has played in 80 consecutive games, tied for the longest active streak among NFL receivers, since debuting on the active roster to start the 2014 season...Named Vikings Special Teams Player of the Year in 2015...Earned NFC Special Teams Player of the Week honors after scoring his first NFL TD against the Carolina Panthers (11/30/14), blocking a Brad Nortman punt and returning it 30 yards for a TD...Became the 4th player to block a punt and return it for a TD in Vikings history...Hauled in his 1st receiving TD Week 17 against Chicago (12/28/14), a 44-yard pass from Teddy Bridgewater, marking the game's only TD...Continued to develop throughout 2013 season and spent all 16 weeks on Vikings practice squad...Earned invitation to continue with team following 2013 Vikings rookie camp and earned rookie free agent contract...Competed in scouting regional in Chicago and Dallas that led to his invite to the Vikings rookie camp in 2013.

2018 Started all 16 games in 2018, setting new career highs in receptions (113), receiving yards (1,373) and receiving TDs (9) and earning his 2nd consecutive Pro Bowl invitation...Thielen's 113 receptions were the 3rd-highest single season total in franchise history, while his 1,373 receiving yards ranked 4th...Caught his 9th TD of the season at New England (12/2), setting a new career high for TDs in a season and becoming the first Vikings WR to score 9 TDs since Randy Moss scored 13 in 2004...Recorded 8 receptions for 125 yards and 1 TD vs. Green Bay (11/25), becoming the first Viking with 9 games of 100+ receiving yards in a single season...Passed the 1,000 yard mark for the 2nd consecutive season with 7 receptions for 66 yards at Chicago (11/18), becoming the 1st Viking since Randy Moss (1998-2003) with 1,000+ receiving yards in consecutive seasons. Tied Moss (2003) as the fastest Viking to reach 1,000 yards in a season, needing only 10 games to do so...Saw his 8-game streak of 100+ receiving yards come to an end vs. Detroit (11/4), finishing with 4 catches for 22 yards, 1 TD and 1 rush for 5 yards. Extended his scoring streak to a career-best 6 consecutive games...By catching 7 passes for 103 yards and 1 TD

vs. New Orleans (10/29), became the 1st player in NFL history to record 8 consecutive games of 100+ receiving yards to start a season and joined Calvin Johnson as the only players in league history to record 8 consecutive games of 100+ receiving yards at any point in a season. Thielen's TD marked the 5th consecutive game in which he had scored, a new career-long scoring streak. The WR also added 1 rush for 15 yards, the 2nd longest carry of his career...With 9 receptions for 110 yards and 1 TD at New York (10/21), became the 1st player in NFL history (Super Bowl Era) to record 7 straight games of 100+ receiving yards to start a season. Thielen's 67 receptions and 822 yards through 7 games to start a season were also a franchise record. His 1st-quarter TD extended his scoring streak to 4 consecutive games, a new career high, and tied his career high of 5 TDs in a season set in 2016...Recorded his 6th consecutive game of 100+ receiving yards by catching 11 passes for 123 yards and 1 TD, setting franchise records for receptions (58) and receiving yards (712) through the first 6 games of a season...Posted 7 receptions for 116 yards and 1 TD at Philadelphia (10/7), becoming the first player in NFL history to post 5 consecutive games of 100+ receiving yards to start a season. Set a new franchise record for most receiving yards through the first 5 games of the season (589). Also fair-caught a punt and recovered an onside kick in the 4th quarter to seal the win...Caught 8 balls for 135 yards and 1 TD at Los Angeles (9/27), pushing his season yardage total to 473 and surpassing Randy Moss to set the franchise record for most receiving yards in the first 4 games of a season...Posted his 3rd straight game with at least 100 receiving yards by catching a career-high 14 passes for 105 yards vs. Buffalo (9/23), both team-highs...Matched his career high of 12 receptions, going for 131 yards and 1 TD at Green Bay (9/16). His acrobatic TD grab completed a fourth-quarter comeback...Tallied 6 receptions for 102 yards against San Francisco (9/9).

2017 Finished with career-highs in receptions (91), receiving yards (1,276) and games started (16), finishing with the 9th most yards in team history and 7th-most receptions to earn **All-Pro** honors...Hauled in 3 catches for 28 yards at Philadelphia (1/21/18)...Caught 6 passes for 74 yards in his first career playoff start, vs. New Orleans (1/14/18) in the Divisional Round, as the Vikings beat the Saints on a 61-yard TD as time expired...Grabbed 6 catches for 61 yards vs. Chicago (12/31) to finish the regular season with 91 catches for 1,276 yards, joining Rod Smith and Wes Welker as the only undrafted players to record a season with at least 90 catches and 1,200 yards...Hauled in 2 catches for 24 yards at Green Bay (12/23)...Caught 3 passes for 30 yards vs. Cincinnati (12/17) as the Vikings clinched the NFL North title...Recorded his 4th 100-yard performance of the season, hauling in 6 catches for 105 yards and a 52-yard TD at Carolina (12/10)...Caught 4 passes for 51 yards at Atlanta (12/3)...Grabbed 8 catches for 89 yards at Detroit (11/23) on Thanksgiving Day...Posted his 3rd 100-yard performance of the season, tying a single-season career-high and grabbed a TD in a third consecutive game, a new career-high, finishing the day vs. L.A. Rams (11/19) with 6 catches for 123 yards and a TD...Came out of the bye week firing on all cylinders, racking up 166 yards on 8 catches at Washington (11/12) with his 2nd TD in as many games, extending his streak of at least 5 catches to 9 games, tied for tops in the NFL, while also collecting his 5th game with over 100 receiving yards in his career...Continued his streak of at least 5 receptions in each game of 2017, hauling in 5 for 98 yards and his 1st TD of the season to earn 'Man of the Match' honors vs. Cleveland (10/29) at Twickenham Stadium in London, England as a part of the NFL's International Series...Caught 5 passes for 41 yards vs. Baltimore (10/22) becoming the only player in the NFL to have at least 5 catches in each of the 1st 7 weeks...Led the team with 9 catches for 96 yards vs. Green Bay (10/15) and has now totaled 21 catches for 298 yards in his last 2 games vs. GB...Tallied 5 catches for 34 yards

DETROIT LAKES FINEST

After a breakout campaign in 2016, Adam Thielen has continued his success in 2017 and 2018. The 5th-year WR has been crucial to the Vikings offense, leading the club in both receptions and receiving yards.

RECEIVING YARDS // SINGLE SEASON // VIKINGS HISTORY PLAYER, YEAR	YARDS
Randy Moss, 2003.....	1,632
Randy Moss, 2000.....	1,437
Randy Moss, 1999.....	1,413
Adam Thielen, 2018.....	1,373

GAMES WITH 5+ RECEPTIONS // 2017 - 2018

PLAYER, TEAM	GAMES
1) Adam Thielen, MIN	26
1) Michael Thomas, NO	26
3) Julio Jones	25
3) Jarvis Landry	25

3RD-DOWN RECEPTIONS // 2017 - 2018

PLAYER, GAME	RECEPTIONS
1) Adam Thielen, MIN	62
2) Michael Thomas, NO	58
3) Keenan Allen, LAC	57
4) 2 tied	54

3RD-DOWN RECEPTIONS FOR 1ST DOWNS // 2017 - 2018

PLAYER, GAME	RECEPTIONS
1) Keenan Allen, LAC	47
2) Adam Thielen, MIN	46
3) Michael Thomas, NO	43
3) DeAndre Hopkins, HOU	43

CAN'T FIGHT THIS THIELEN ANYMORE

Adam Thielen has shown a knack for making big plays in big situations during his Vikings career. He has excelled on special teams, receiving and rushing the ball.

MOST RUSHING YARDS IN A GAME BY VIKINGS WRs

PLAYER, GAME	YARDS
Cordarrelle Patterson, at St. Louis, 9/7/14	102
Adam Thielen, at Green Bay, 1/3/16	67
Percy Harvin, at Kansas City, 10/2/11	67

LONGEST VIKINGS FAKE PUNTS

PLAYER, GAME	YARDS
Andrew Sendejo, at Chicago, 9/7/14.....	48 run
Bobby Walden, vs. San Francisco, 10/30/66	45 run
Adam Thielen, at Green Bay, 1/3/16	41 run

LONGEST BLOCKED PUNT RETURN TDs BY VIKINGS

PLAYER, GAME	YARDS
Everson Griffen, vs. Carolina, 11/30/14.....	43t
Adam Thielen, vs. Carolina, 11/30/14	30t
Nate Allen, vs. N.Y. Giants, 10/17/76.....	28t



Adam and his wife, Caitlin, partnered with his trainer, Ryan Englebert, and his wife, Heidi, to open ETS South Metro located in Lakeville. ETS Thielen utilizes the training programs that Thielen used to work his way from undrafted free agent to All-Pro.

at Chicago (10/9) with 1 rush for 11 yards...Caught 5 passes for 59 yards vs. Detroit (10/1)...Hauled in 5 catches for 98 yards vs. Tampa Bay (9/24) and currently sits 2nd in the NFL in receiving yards (299) behind Antonio Brown (354)...Led the Vikings with 5 receptions at Pittsburgh (9/17) totaling 44 yards...His 5 receptions pushed him over the 100-reception mark for his career... Turned in a career-game to start off the season vs. New Orleans (9/11) with 9 catches for 157 yards, the 2nd-most receiving yards by a Vikings WR in a season opening game and the 3rd most by a Vikings WR on *Monday Night Football*.

2016 Turned in a banner year with career-highs in receptions (69), receiving yards (967) and touchdowns (5) as he quickly developed a rapport with new Vikings QB Sam Bradford...His 967 receiving yards led the team, and his 3 100-yard receiving games was tied with Stefon Diggs for the team lead...Turned in the best game of his young career at Green Bay (12/24) with 12 receptions for 202 yards and 2 TDs, the 3rd Viking to haul in 200+ yards and the first Viking with 12+ receptions against the Packers...Registered the 2nd 100-yard receiving game of his career with 101 yards on 4 catches at Jacksonville (12/11) as well as moving over the 1,000 receiving yards mark for his career...Set a then career-high with 8 receptions for 53 yards at Detroit (11/24)...Caught 4 passes for 68 yards vs. Detroit including 3 passes for 52 yards on the final drive of the 4th quarter...Started and set new career bests in receptions (7) and receiving yards (127), as well as scoring his 3rd career receiving TD vs Houston (10/9)...Caught 3 passes for 29 yards at Carolina (9/25), including a diving, 1-handed, 19-yard reception in the 4th quarter converting on a key 3rd down...Also had 1 special teams stop against the Panthers...Tied for the team lead with 2 special teams tackles and caught 4 passes for 54 yards at Tennessee (9/11).

2015 Took over leadership role on special teams and played in every phase...Honored as Vikings Special Teams Player of the Year...Ranked tied for 2nd in special teams tackles with 10...Notched 1st career rushing attempts, posting best offensive day in regular-season finale at Green Bay (1/3/16) when the Vikings clinched NFC North title at Lambeau Field, wrestling the crown away from the Packers after a 4-year run as champs...Ran for 67 yards on 2 carries, with a long of 41 on a fake punt, at Green Bay and added a 16-yard catch, ranking tied for 2nd in Vikings history for rushing yards in a game by a WR with the effort...Hauled in career-high 6 passes for 70 yards at eventual Super Bowl champions Denver (10/4)...Had season-long 30-yard catch at Detroit (10/25).

2014 Earned a spot on the 53-man roster to start the 2014 campaign...Made NFL debut at St. Louis (9/7)...A special teams ace, finished tied for 2nd in special teams tackles, totaling 12 on the season...Named NFC Special Teams Player of the Week after blocking a punt against Carolina (11/30) and returning it 30 yards to paydirt, at the time was the longest blocked punt returned for a TD in team history, a record that was broken in the same game by DE Everson Griffen...1st NFL reception came at Green Bay (10/2), led the team in receiving that game, finishing with 4 receptions for 57 yards...Recorded 1st NFL receiving TD Week 17 vs. the Bears (12/28), a 44-yard strike from QB Teddy Bridgewater, marking the game's only TD.

2013 Earned practice squad position throughout entire season...Saw preseason action with Vikings at WR and on special teams...Was signed on 5/6 to rookie free agent contract following Vikings rookie camp when unsigned rookies are invited to practice with draft choices and rookie free agent signings to showcase their ability...Released on 8/31 and signed on 9/1 to the Vikings practice squad for the remainder of the season.

COLLEGE Started 37 of his 46 career games at Minnesota State...Ended college career ranked #2 in school history in receptions (198), 3rd in receiving yards (2,802), 3rd in receiv-

ing TDs (20), 3rd in punt return yards (582) and 3rd in punt returns (57)...Had 74 receptions for 1,176 yards and 8 TDs as a senior...Named 1st-Team All-Northern Sun Conference South Division as a senior and 2nd-Team as a junior...Helped lead the Mavericks to a 13-1 record and a national semifinal berth as a senior...7th MSU Alumni to play in the NFL, joining Bob Bruer (1979-80 with San Francisco; 1980-83 with Minnesota) and Tywan Mitchell (2000-01 with Arizona) as the only 3 former Mavericks to play in a non-lockout NFL regular season.

PREP 4-sport standout at Detroit Lakes High in Northern Minnesota, competing in football, basketball, golf and baseball...Helped team to a 9-1 mark as a senior and named All-State...Member of Lakers state champs golf team...Played basketball for the Lakers and considered playing collegiately.

THIELEN'S TOUCHDOWNS

GAME	PLAY
vs. Carolina, 11/30/14	30-yard blocked punt return
vs. Chicago, 12/28/14	44-yard catch from Bridgewater
vs. Houston, 10/9/16	36-yard catch from Bradford
at Washington, 11/13/16	1-yard catch from Bradford
vs. Arizona, 11/20/16	16-yard catch from Bradford
at Green Bay, 12/24/16	71-yard catch from Bradford
.....	8-yard catch from Bradford
at Cleveland (UK), 10/29/17	18-yard catch from Keenum
at Washington, 11/12/17	1-yard catch from Keenum
vs. L.A. Rams, 11/19/17	65-yard catch from Keenum
at Carolina, 12/10/17	52-yard catch from Keenum
at Green Bay, 9/16/18	22-yard catch from Cousins
at Los Angeles, 9/27/18	45-yard catch from Cousins
at Philadelphia, 10/7/18	3-yard catch from Cousins
vs. Arizona, 10/14/18	13-yard catch from Cousins
at New York Jets, 10/21/18	34-yard catch from Cousins
vs. New Orleans, 10/28/18	1-yard catch from Cousins
vs. Detroit, 11/4/18	2-yard catch from Cousins
vs. Green Bay, 11/25/18	34-yard catch from Cousins
at New England, 12/2/18	5-yard catch from Cousins
Total	20 (1 BPR, 19 receiving)

THIELEN'S 100-YARD GAMES (16)

Game.....	Yds/Rec/TD
10/9/16 vs. Houston	127/7/1
12/11/16 at Jacksonville	101/4/0
12/24/16 at Green Bay	202/12/2
9/11/17 vs. New Orleans	157/9/0
11/12/17 at Washington	166/8/1
11/19/17 vs. L.A. Rams	123/6/1
12/10/17 at Carolina	105/6/1
9/19/18 vs. San Francisco	102/6/0
9/16/18 at Green Bay	131/12/1
9/23/18 vs. Buffalo	105/14/0
9/27/18 at L.A. Rams	135/8/1
10/7/18 at Philadelphia	116/7/1
10/14/18 vs. Arizona	123/11/1
10/21/18 at New York Jets	110/9/1
10/28/18 vs. New Orleans	103/7/1
11/25/18 vs. Green Bay	125/8/1

VIKINGS 200-YARD RECEIVING DAYS (Regular season only)

PLAYER / GAME	Yds/Rec/TD
Sammy White, vs. Detroit, 11/7/76	210/7/2
Randy Moss, at Chicago, 11/14/99	204/12/0
Adam Thielen, at Green Bay, 12/24/16	202/12/2
Paul Flatley, at San Francisco, 10/24/65	202/7/2
Sidney Rice, vs. Detroit, 11/15/09	201/7/0

THIELEN'S NFL TOTALS

Year	GP/GS	RECEIVING					RUSHING					Special Teams
		No.	Yds.	Avg.	Lg.	TD	Att.	Yds.	Avg.	Lg.	TD	
2014 (Min)	16/2	8	137	17.1	44t	1	0	0	0.0	0	0	12
2015 (Min)	16/2	12	144	12.0	30	0	4	89	22.3	41	0	10
Playoffs	1/0	0	0	0.0	0	0	0	0	0.0	0	0	0
2016 (Min)	16/10	69	967	14.0	71t	5	2	15	7.5	11	0	3
2017 (Min)	16/16	91	1,276	14.0	65t	4	1	11	11.0	11	0	0
Playoffs	2/2	6	74	12.3	24	0	0	0	0.0	0	0	0
2018 (Min)	16/16	113	1,373	12.2	68	9	5	30	6.0	15	0	0
Total	80/46	293	3,897	13.3	71t	19	12	145	12.1	41	0	25
Playoffs	3/2	9	102	11.3	24	0	0	0	0.0	0	0	0

SINGLE-GAME CAREER HIGHS (* - playoffs)

Receptions14..... 2x, vs. Buffalo, 9/23/18
 Receiving Yards..... 202..... at Green Bay, 12/24/16
 Long reception71t..... at Green Bay, 12/24/16
 TD Receptions..... 2..... at Green Bay, 12/24/16
 Rushing Attempts 2..... at Green Bay, 1/3/16
 Rushing Yards67..... at Green Bay, 1/3/16
 Long Rush41..... at Green Bay, 1/3/16

ST Tackles 3..... at Chicago, 11/16/148
 Blocked Punt Return..... 1..... vs. Carolina, 11/30/14
 Long Blocked Punt Return 30t..... vs. Carolina, 11/30/14
 Kickoff Return 1..... 3x, last at Green Bay, 12/24/16
 Long Kickoff Return..... 21..... vs. Green Bay, 11/23/14
 Punt Return 2..... 2x, last vs. Dallas, 12/1/16
 Long Punt Return..... 9..... at Jacksonville, 12/11/16

THIELEN'S CAREER GAME-BY-GAME (*starts)

RECEIVING						
2014	MIN	No.	Yards	Avg.	Long	TD
9/7	@ STL	0	0	0	0	0
9/14	NE	0	0	0	0	0
9/21	@ NO*	0	0	0	0	0
9/28	ATL	0	0	0	0	0
10/2	@ GB	4	57	14.3	17	0
10/12	DET	0	0	0	0	0
10/19	@ BUF*	0	0	0	0	0
10/26	@ TB	0	0	0	0	0
11/2	WAS	0	0	0	0	0
11/16	@ CHI	0	0	0	0	0
11/23	CB	0	0	0	0	0
11/30	CAR	0	0	0	0	0
12/7	NYJ	0	0	0	0	0
12/14	@ DET	0	0	0	0	0
12/21	@ MIA	1	12	12.0	12	0
12/28	CHI	3	68	22.6	44t	1
GP/GS: 16/2		8	137	17.1	44t	1

THIELEN GOOD

Adam Thielen continued to excel as a playmaker for the Vikings offense in his 5th NFL season.

VIKINGS CATCHES OF 20+ YARDS in 2018

PLAYER	20+ RECEPTIONS
Adam Thielen	17
Stefon Diggs	13
Kyle Rudolph	6

VIKINGS GAMES WITH 100+ RECEIVING YARDS in 2018

PLAYER	100+ RECEIVING YARD GAMES
Adam Thielen	9
Stefon Diggs	4

2015	MIN	RECEIVING					RUSHING				
		No.	Yds.	Avg.	Lg.	TD	No.	Yds.	Avg.	Lg.	TD
9/14	@ SF	0	0	0.0	0	0	0	0	0.0	0	0
9/20	DET	0	0	0.0	0	0	0	0	0.0	0	0
9/27	SD	2	16	8.0	11	0	0	0	0.0	0	0
10/4	@ DEN	6	70	11.7	18	0	0	0	0.0	0	0
10/18	KC	0	0	0.0	0	0	0	0	0.0	0	0
10/25	@ DET	1	30	30.0	30	0	0	0	0.0	0	0
11/1	@ CHI	0	0	0.0	0	0	0	0	0.0	0	0
11/8	STL	0	0	0.0	0	0	0	0	0.0	0	0
11/15	@ OAK	0	0	0.0	0	0	1	14	14.0	14	0
11/22	GB	0	0	0.0	0	0	0	0	0.0	0	0
11/29	@ ATL	0	0	0.0	0	0	0	0	0.0	0	0
12/6	SEA	0	0	0.0	0	0	0	0	0.0	0	0
12/10	@ AZ	1	7	7.0	7	0	0	0	0.0	0	0
12/20	CHI*	0	0	0.0	0	0	1	8	8.0	8	0
12/27	NYG*	1	5	5.0	5	0	0	0	0.0	0	0
1/3/16	@ GB	1	16	16.0	16	0	2	67	33.5	41	0
GP/GS: 13/9		12	144	12.0	30	0	4	89	22.3	41	0
2015 PLAYOFFS											
1/10/16	SEA	0	0	0.0	0	0	0	0	0.0	0	0

RECEIVING							RUSHING				
2016	MIN	No.	Yds.	Avg.	Lg.	TD	No.	Yds.	Avg.	Lg.	TD
9/11	@ TEN	4	54	13.5	21	0	0	0	0.0	0	0
9/18	GB*	4	41	10.3	15	0	0	0	0.0	0	0
9/25	@ CAR	3	29	9.7	19	0	0	0	0.0	0	0
10/3	NYG	2	21	10.5	18	0	0	0	0.0	0	0
10/9	HOU*	7	127	18.1	36t	1	0	0	0.0	0	0
10/23	@ PHI*	2	52	26.0	27	0	0	0	0.0	0	0
10/31	@ CHI	3	40	13.3	21	0	0	0	0.0	0	0
11/6	DET*	4	68	17.0	29	0	0	0	0.0	0	0
11/13	@ WAS	3	21	7.0	11	1	1	11	11.0	11	0
11/20	ARI*	5	65	13.0	22	1	0	0	0.0	0	0
11/24	@ DET*	8	53	6.6	10	0	0	0	0.0	0	0
12/1	DAL	7	86	12.3	23	0	0	0	0.0	0	0
12/11	@ JAX*	4	101	25.3	41	0	0	0	0.0	0	0
12/18	IND*	0	0	0.0	0	0	0	0	0.0	0	0
12/24	@ GB*	12	202	16.8	71t	2	1	4	4.0	4	0
11/17	CHI*	1	7	7.0	7	0	0	0	0.0	0	0
GP/GS: 16/10		69	967	14.0	71t	5	2	15	7.5	11	0

2017	MIN	No.	Yds.	Avg.	Lg.	TD	No.	Yds.	Avg.	Lg.	TD
9/11	NO*	9	157	17.4	44	0	0	0	0.0	0	0
9/17	@ PIT*	5	44	8.8	24	0	0	0	0.0	0	0
9/24	TB*	5	98	19.6	45	0	0	0	0.0	0	0
10/1	DET*	5	59	11.8	24	0	0	0	0.0	0	0
10/9	@ CHI*	5	34	6.9	14	0	1	11	11.0	11	0
10/15	GB	9	96	10.7	23	0	0	0	0.0	0	0
10/22	BAL	5	41	8.2	14	0	0	0	0.0	0	0
10/29	@ CLE*	5	98	19.6	25	1	0	0	0.0	0	0
11/12	@ WAS*	6	166	20.8	49	1	0	0	0.0	0	0
11/19	LAR*	5	123	20.5	65t	1	0	0	0.0	0	0
11/23	@ DET*	8	89	11.1	16	0	0	0	0.0	0	0
12/3	@ ATL*	4	51	12.8	22	0	0	0	0.0	0	0
12/10	@ CAR*	6	105	17.5	52	1	0	0	0.0	0	0
12/17	CIN*	3	30	10.0	21	0	0	0	0.0	0	0
12/23	@ GB*	2	24	12.0	21	0	0	0	0.0	0	0
12/31	CHI*	6	61	10.2	16	0	0	0	0.0	0	0
GP/GS: 16/16		91	1,267	14.0	65t	4	1	11	11.0	11	0
2017 Playoffs											
1/14/18	NO*	6	74	12.3	24	0	0	0.0	0	0	0
1/21/18	@ PHI*	3	28	9.3	12	0	0	0.0	0	0	0
GP/GS: 2/2		9	102	11.3	24	0	0	0.0	0	0	0

2018	MIN	No.	Yds.	Avg.	Lg.	TD	No.	Yds.	Avg.	Lg.	TD
9/11	SF*	6	102	17.0	34	0	0	0	0.0	0	0
9/16	@ GB*	12	131	10.9	25	1	0	0	0.0	0	0
9/23	BUF*	14	105	7.5	19	0	0	0	0.0	0	0
9/27	@ LAR*	8	135	16.9	45t	1	0	0	0.0	0	0
10/7	@ PHI*	7	116	16.6	68	1	0	0	0.0	0	0
10/14	ARI*	11	123	11.2	17	1	0	0	0.0	0	0
10/21	@ NYJ*	9	110	12.2	34	1	0	0	0.0	0	0
10/28	NO*	7	103	14.7	28	1	1	15	15.0	15	0
11/4	DET*	4	22	5.5	11	1	1	5	5.0	5	0
11/18	@ CHI*	7	66	9.4	13	0	0	0	0.0	0	0
11/25	GB*	8	125	15.6	33	1	0	0	0.0	0	0
12/2	@ NE*	5	28	5.6	9	1	0	0	0.0	0	0
12/10	@ SEA*	5	70	14.0	35	0	1	8	8.0	0	0
12/16	MIA*	2	19	9.5	14	0	0	0	0.0	0	0
12/23	@ DET*	5	80	16.0	40	0	1	3	3.0	3	0
12/30	CHI*	3	38	12.7	18	0	1	-1	-1.0	-1	0
GP/GS: 16/16		113	1,373	12.2	68	9	5	30	6.0	15	0



34 DUKE THOMAS

POSITION: Cornerback
HEIGHT/WEIGHT: 5-11/185
DOB: 5-21-94
HOMETOWN: Copperas Cove, TX

COLLEGE: Texas
ACQUIRED: FA 2019
NFL SEASON: 2
VIKINGS SEASON: 1

2018 GP
 8 - AAF

Career GP/GS
 -/-

Playoffs GP/GS
 -/-

• Defensive backfield teammates at Texas with current Vikings DBs Holton Hill and Kris Boyd.

• Has spent time with 4 previous NFL clubs, Toronto of the CFL and most recently with San Antonio in the AAF.

OFF THE FIELD Earned degree in corporate communications at Texas...Named to Big 12 Commissioner's Honor Roll 3 times during his collegiate career...First name is Orlando...Born in Connecticut, moved to Louisiana as a child and his family eventually settled in Texas.

PRO Signed by Vikings following the AAF season in spring 2019, joining team on 4/5/19...Vikings are his 5th NFL franchise, originally signing with Houston as a rookie free agent in 2016...Member of Philadelphia and San Francisco practice squads during 2016 season as a rookie.

2019 Spent AAF season with San Antonio, playing in the Commanders' 8 games before the league folded on 4/2...Notched 25 tackles, 1 INT and 3 PBU during his 8 games...Fellow San Antonio DB Derron Smith also signed with Vikings...Team was 5-3 before play was suspended and atop the Western Conference...The club was coached by Mike Riley and GM was former Cowboys great Daryl Johnston.

2018 Spent offseason, training camp and preseason with Dallas...Was waived on 9/1 by Cowboys...Joined Toronto Argonauts practice squad in the CFL on 10/17 and waived on 11/3...Signed by San Antonio of the Alliance of American Football.

2017 Signed as a future player on 1/16 with Dallas...Went through training camp with Dallas and played in preseason,

suffering foot injury that landed him on injured reserve for the remainder of 2017 season.

2016 Spent time on practice squads of Philadelphia and San Francisco...Joined 49ers practice squad for final 2 weeks of regular season, signing on 12/20...Signed to Philadelphia practice squad on 10/11 and waived on 10/21...Originally signed as a rookie free agent on 5/5 with Houston, spending entire training camp and preseason with the team.

COLLEGE Played in 51 career games for Longhorns with 35 starts...Best season in Austin was 2012 as a freshman with 9-4 mark and won Alamo Bowl vs. Oregon State...Capped UT career with Honorable Mention All-Big 12 honors as a junior and senior...Ranked 3rd on team as a senior in 2015 with 58 tackles, starting all 12 games...Led team with 10 PBU as a junior and tied for team-high with 3 INTs while starting 13 games...Started 10 of 13 games as a sophomore and led team with 3 INTs...Was 2nd on team with 8 special teams tackles as a freshman and saw time in 13 games.

PREP Prepped at Copperas Cove, TX High...Standout dual-threat QB threw for 1,700 yards and rushed for over 2,500...Named *Sports Illustrated* Honorable Mention All-America as a senior...Played in the 2012 Offense-Defense All-American Bowl, recording 1 INT and 1 FR... Helped Copperas Cove post a 27-7 record in three seasons...Named 3rd-Team All-State by the Texas Sports Writers Association at kick returner...Named the District 12-5A Offensive MVP while playing QB...Honorable mention 5A Academic All-State by the Texas High School Coaches Association...Lettered in baseball, basketball and track and field...Copperas Cove placed 2nd in the 4x100m and 4x200m relay at the state meet as a junior.



Vikings defensive backs Duke Thomas (34), Holton Hill (24) and Kris Boyd (38) share an alma mater - the University of Texas - with defensive backs coach Jerry Gray.



32 ROC THOMAS

POSITION: Running Back
HEIGHT/WEIGHT: 5-10/198
DOB: 9-2-95
HOMETOWN: Oxford, AL

COLLEGE: Jacksonville State
ACQUIRED: UDFA 2018
NFL SEASON: 2
VIKINGS SEASON: 2

2018 GP/GS 5/0 **Career GP/GS** 5/0 **Playoffs GP/GS** 0/0
 • Played in 5 games throughout his rookie season, finishing with 8 carries for 30 yards and 2 receptions for 21 yards.
 • As a senior at Jacksonville State garnered Second-Team All-American honors and repeated as a First-Team All-Conference selection after the regular season.

OFF THE FIELD Son of Iona Turner and Frank Thomas...has two brothers, Quenton and Michael, and a sister, Franquesnia.

PRO Signed to the Vikings practice squad on 11/8/18...Waived by Minnesota on 11/7/18...Signed with Minnesota as an undrafted free agent on 4/30/18.

2018 Played in 5 games throughout his rookie season, finishing with 8 carries for 30 yards and 2 receptions for 21 yards...Signed to the Vikings practice squad on 11/8/18...Waived by Minnesota on 11/7/18...Inactive vs. Detroit (11/4)...Reeled in the 2nd reception of his career vs. New Orleans (10/28) for 15 yards while rushing 1 time for -1 yards. Also added 1 ST tackle and returned 1 kickoff 20 yards...Took 1 carry for a career-long 23 yards at New York (10/21) while adding 3 ST tackles...Rushed 1 time for -4 yards vs. Arizona (10/14)...Carried 4 times for 8 yards and added 1 reception for 6 yards at Philadelphia (10/7)...Made his NFL debut at Los Angeles (9/27), taking his 1st career carry for 4 yards...Active but did not appear vs. Buffalo (9/23)...Inactive at Green Bay (9/16) and vs. San Francisco (9/9).

COLLEGE Recorded 1,065 yards and 13 touchdowns on 178 carries in 2017, while also catching 21 passes for 244 yards...Recorded 100+ rushing yards 5 times in 2017...Set a career-high 190 all-purpose yards and longest rush attempt of 76 yards against UTCHAT (8/26)...Appeared in 9 games during his 1st season as a Gamecock in 2016...Earned All-OVC First-Team honors and selected as the OVC Newcomer of the Week on 4 different occasions...Finished the 2016 season with 782 rushing yards and 7 touchdowns on 127 carries...Recorded 16 receptions for 173 receiving yards and 1 touchdown, finishing the year with 955 all-purpose yards...Set a career high in rushing touchdowns with 3 in his first game at JSU in its season opener against North Alabama on 9/1 before later matching the mark at Murray State on 11/12...Rushed over 100 yards in a game on 4 different occasions and set a career-high in rushing yards in a game when he had a 165-rushing yard, 3-rushing touchdown performance on just 10 carries against the Racers...Enrolled at Jacksonville State in June of 2016 after transferring from Auburn, where he tallied 475 yards and 3 touchdowns on the ground and caught 17 passes for 227 yards in 2 years with the Tigers.

PREP Prepped at Oxford High School under current Jacksonville State Head Coach John Grass...Named the Alabama Sports Writers Association's Mr. Football and the Alabama Gatorade Player of the Year after rushing for 2,211 yards, scoring 32 touchdowns and averaging 9.8 yards a carry during his senior year.

THOMAS' NFL TOTALS

		RUSHING						RECEIVING					
Year	GP/GS	Att.	Yds.	Avg.	Lg.	TD	No.	Yds.	Avg.	Lg.	TD		
2018 (Min)	5/0	8	30	3.8	23	0	2	21	10.5	15	0		
Total	5/0	8	30	3.8	23	0	2	21	10.5	15	0		

SINGLE-GAME CAREER HIGHS (* - playoffs)

Rushing Attempts 4 at Philadelphia, 10/7/18
Rushing Yards 23 at New York Jets, 10/21/18
Long Rush 23 at New York Jets, 10/21/18
ST Tackles 3 at New York Jets, 10/21/18
Receptions 1 2x, last vs. New Orleans, 10/28/18
Receiving Yards 15 vs. New Orleans, 10/28/18
Long Reception 15 vs. New Orleans, 10/28/18
Long Kickoff Return..... 20 vs. New Orleans, 10/28/18

THOMAS' CAREER GAME-BY-GAME (*starts; games with 100+ rushing yards in bold)

	RUSHING							RECEIVING				
2018	MIN	Att.	Yards	Avg.	Long	TD	No.	Yards	Avg.	Long	TD	
9/9	SF	INACTIVE										
9/16	@ GB	INACTIVE										
9/23	BUF	DID NOT PLAY										
9/27	@ LAR	1	4	4.0	4	0	0	0	0.0	0	0	
10/7	@ PHI	4	8	2.0	6	0	1	6	6.0	6	0	
10/14	ARI	1	-4	-4.0	-4.0	0	0	0	0.0	0	0	
10/21	@ NYJ	1	23	23.0	23	0	0	0	0.0	0	0	
10/28	NO	1	-1	-1.0	-1	0	1	15	15.0	15	0	
11/4	DET	INACTIVE										
11/18	@ CHI	PRACTICE SQUAD										
11/25	GB	PRACTICE SQUAD										
12/2	@ NE	PRACTICE SQUAD										
12/10	@ SEA	PRACTICE SQUAD										
12/16	MIA	PRACTICE SQUAD										
12/23	@ DET	PRACTICE SQUAD										
12/30	CHI	PRACTICE SQUAD										
GP/GS: 5/0		8	30	3.8	23	0	2	21	10.5	15	0	



11

LAQUON TREADWELL

POSITION: Wide Receiver**HEIGHT/WEIGHT:** 6-2/215**DOB:** 6-14-95**HOMETOWN:** Crete, IL**COLLEGE:** Mississippi**ACQUIRED:** D1 (#23) 2016**NFL SEASON:** 4**VIKINGS SEASON:** 4**2018 GP/GS**

15/7

Career GP/GS

40/15

Playoffs GP/GS

2/0

• Set career highs in receptions (35), receiving yards (302) and receiving TDs (1) in 2018.

• Holds over University of Mississippi records, including single-season receptions (82), single-season receiving TDs (11) and career catches (202).

• The 1st Ole Miss WR drafted in the 1st round in school history and the 2nd Mississippi player drafted in 1st round by Vikings.

OFF THE FIELD

Hosted his 1st football camp before the 2016 NFL Draft in Oxford, Mississippi, with the proceeds providing scholarships to low-income and underprivileged players... Stayed up until 2 a.m. following the Rebels Sugar Bowl victory, his final collegiate game, to sign autographs for every child and fan at team hotel...Made a personal donation to fund 9,000 meals through the Feed My Starving Children organization...Spoke at 3 Chicago-area schools: Crete-Monee, Balmoral Elementary and Cottage Grove Upper Grade Center prior to the NFL Draft to encourage and thank the students...Close with his mother, Tami, who raised him along with 3 brothers and 2 sisters...Has a daughter, Madison, who attended the NFL Draft in his hometown of Chicago and went on stage with him when selected...Enjoys fishing and cooking and would like to start his own business.

PRO

Set career highs in receptions (35) and receiving yards (302) in 2018...Entered his 3rd season as the 2nd-youngest Vikings WR on roster and younger than any 1st-round WR selected in the 2017 NFL Draft...Selected with the 23rd pick in the 2016 NFL draft...Declared for the NFL Draft as a junior... Was the 2nd of 3 Ole Miss players to be selected in the 1st round of 2016...4th WR chosen in the 1st round of 2016...1st Mississippi WR drafted in the 1st round in school history... Formed a bond with Vikings 2nd-year WR Stefon Diggs, who offered guidance and support leading up to the NFL Draft.

2018

Appeared in 15 games throughout his 3rd season, tying his career high of 7 starts...Totalled 35 receptions for 302 yards and 1 TD on the season, all career highs...Inactive at Detroit (12/23)...Started his 7th game of the season at Seattle (12/10), tying a career high. Caught 3 passes for 16 yards...Caught 2 passes for a team-high 37 yards vs. Detroit (11/4)...Caught 3 balls for 11 yards at the New York Jets (10/21), setting a new career mark for receptions in a season (22)...Again tied his career high of 4 catches vs. Arizona (10/14), good for 38 yards... Matched a career high with 4 receptions at Los Angeles (9/27), totaling 47 yards...Caught a career-high 4 passes for 33 yards vs. Buffalo (9/23)...Scored his first career TD at Green Bay (9/16) with a 14-yard grab in the 1st quarter. Totalled 2 catches for 23 yards and 1 TD on the day.

2017

Totalled 20 catches for 200 yards while making 7 starts and appearing in all 16 games in his 2nd season...Played on

offense at Philadelphia (1/21/18) in the NFC Championship Game...Played in his 1st career playoff game vs. New Orleans (1/14/18) as the Vikings clinched a berth to the NFC title game... Tied his career-high with 3 catches for 16 yards vs. Chicago (12/31)...Caught 1 pass for 9 yards and a key 3rd down conversion at Atlanta (12/3)...Played on offense at Detroit (11/23) on Thanksgiving Day...Caught 1 pass for 21 yards vs. Cleveland (10/29) at Twickenham Stadium in London, England as a part of the NFL's International Series...Tied his career-high with 3 catches and set a new career-high with 51 yards including a highlight-reel 1-handed catch vs. Green Bay (10/15)...Set career-highs with 3 catches for 33 yards at Pittsburgh (9/17)...Hauled in his 2nd career reception, a 7-yard grab vs. New Orleans (9/11) in the 1st start of his career.

2016

Appeared in 9 games...Hauled in his 1st career reception for 15 yards vs. Detroit (11/6)...Contributed on offense and special teams during his rookie campaign.

COLLEGE

Appeared in 35 games, making 31 starts during his Mississippi career...Caught at least 2 passes in all 35 games... Had career highs in receptions (82), receiving yards (1,153) and TDs (11) as a junior...Biletnikoff Award finalist for best WR in the nation...All-American honors from multiple national outlets...All-SEC 1st-Team as voted on by the coaches...Midseason Comeback Player of the Year award from ESPN.com...Led SEC with 1,153 receiving yards and 2nd with 82 receptions...6 games with 100+ yards and 6-consecutive games with 1+ TD, both are single-season school records...Caught 5 passes for 80 yards and 1 TD while winning at #2 Alabama (9/19)...Career highs in receptions (14) and receiving yards (144) at #22 Memphis (10/17) and threw a 68-yard TD pass...Shined in the Sugar Bowl victory over Oklahoma State with 6 catches for 71 yards and a career-high 3 TDs...All-SEC 2nd-Team as a sophomore after having his season cut short due to a severe leg/ankle injury...Played in 9 games with 8 starts while totaling 48 receptions, 632 receiving yards and 5 TDs...Appeared in 13 games, making 12 starts at slot receiver as a true freshman...Named SEC Freshman of the Year by league coaches...1st player in school history to win the award...1st-Team Freshman All-American by 3 national outlets... Established freshman records at Ole Miss in receptions (72), receiving yards (608) and TDs (5). The 72 catches were 2nd-most in team history at the time.

PREP

Led Crete-Monee to its 1st-ever Illinois Class 6A state title...All-American selection by numerous national outlets...#1 WR prospect by various recruiting websites...Named Illinois Male Athlete of the Year by the NWI Times along with Chicago Player of the Year...1st-Team All-State as a junior and senior... As a senior, produced 81 catches for 1,424 yards and 16 TDs while rushing for 257 yards and 7 TDs while adding 56 tackles and 6 INTs on defense...Played DE and compiled 45 tackles, 10 TFL and 8.0 sacks as a junior...Recorded 75 catches for 1,391 yards and 18 TDs...Also played basketball at Crete-Monee.

TREADWELL'S NFL TOTALS

RECEIVING						
Year	GP/GS	No.	Yds.	Avg.	Lg.	TD
2016 (Min)	9/1	1	15	15.0	15	0
2017 (Min)	16/7	20	200	10.0	25	0
Playoffs	2/0	0	0	0.0	0	0
2018 (Min)	15/7	35	302	8.6	22	1
Total	40/15	56	517	9.2	25	1
Playoffs	2/0	0	0	0.0	0	0

SINGLE-GAME CAREER HIGHS (* - playoffs)

Receptions	4	3x, last vs. Arizona, 10/14/18
Receiving Yards	51	vs. Green Bay, 10/15/17
Long reception	25	vs. Green Bay, 10/15/17
TD Receptions	1	at Green Bay, 9/16/18

TREADWELL'S TOUCHDOWN

GAME	PLAY
at Green Bay, 9/16/18	14 pass from Cousins
Total	1 (1 receiving)

TREADWELL'S CAREER GAME-BY-GAME (*starts)

2016	MIN	No.	Yards	Avg.	Long	TD
9/11	@ TEN	DID NOT PLAY				
9/18	GB	0	0	0.0	0	0
9/25	@ CAR	INACTIVE				
10/3	NYG	0	0	0.0	0	0
10/9	HOU	0	0	0.0	0	0
10/23	@ PHI	INACTIVE				
10/31	@ CHI	0	0	0.0	0	0
11/6	DET	1	15	15.0	15	0
11/13	@ WAS	INACTIVE				
11/20	ARI	0	0	0.0	0	0
11/24	@ DET*	0	0	0.0	0	0
12/1	DAL	0	0	0.0	0	0
12/11	@ JAX	0	0	0.0	0	0
12/18	IND	INACTIVE				
12/24	@ GB	INACTIVE				
1/1/17	CHI	INACTIVE				
GP/GS: 9/1		1	15	15.0	15	0

2017	MIN	No.	Yards	Avg.	Long	TD
9/11	NO*	1	7	7.0	7	0
9/17	@ PIT*	3	33	11.0	15	0
9/24	TB	1	2	2.0	2	0
10/1	DET	0	0	0.0	0	0
10/9	@ CHI*	0	0	0.0	0	0
10/15	GB	3	51	17.0	25	0
10/22	BAL*	3	28	9.3	11	0
10/29	@ CLE	1	21	21.0	21	0
11/12	@ WAS*	0	0	0.0	0	0
11/19	LAR	2	10	5.0	10	0
11/23	@ DET	0	0	0.0	0	0
12/3	@ ATL	1	9	9.0	9	0
12/10	@ CAR	2	23	11.5	15	0
12/17	CIN	0	0	0.0	0	0
12/23	@ GB*	0	0	0.0	0	0
12/31	CHI*	3	16	5.3	12	0
GP/GS: 16/7		20	200	10.0	25	0
2017 PLAYOFFS						
1/14/18	NO	0	0	0.0	0	0
1/21/18	@ PHI	0	0	0.0	0	0
GP/GS: 2/0		0	0	0.0	0	0

2018	MIN	No.	Yards	Avg.	Long	TD
9/11	SF*	2	18	9.0	16	0
9/16	@ GB	2	23	11.5	14t	1
9/23	BUF	4	33	8.3	14	0
9/27	@ LAR	4	47	11.8	19	0
10/7	@ PHI	3	21	7.0	8	0
10/14	ARI*	4	38	9.5	10	0
10/21	@ NYJ*	3	11	3.7	5	0
10/28	NO	3	25	8.3	12	0
11/4	DET*	2	37	18.5	22	0
11/18	@ CHI*	1	7	7.0	7	0
11/25	GB	1	6	6.0	6	0
12/2	@ NE*	2	13	6.5	9	0
12/10	@ SEA*	3	16	5.3	7	0
12/16	MIA	0	0	0.0	0	0
12/23	@ DET	INACTIVE				
12/30	CHI	1	7	7.0	7	0
GP/GS: 15/7		35	302	8.6	22	1



Treadwell has worked closely with the Boys and Girls Clubs while in Minnesota and chose to represent the organization for the NFL's 2018 "My Cause My Cleats" campaign. Treadwell is pictured with teammate C.J. Ham visiting the Al Lenzmeier West Side Boys and Girls Club to take part in after-school programs and activities with students.



26

TRAЕ WAYNES

POSITION: Cornerback
HEIGHT/WEIGHT: 6-0/190
DOB: 7-25-92
HOMETOWN: Kenosha, WI

COLLEGE: Michigan State
ACQUIRED: D1 (#11) 2015
NFL SEASON: 5
VIKINGS SEASON: 5

2018 GP/GS
14/14

Career GP/GS
60/39

Playoffs GP/GS
3/2

• Is the highest-drafted DB in Vikings history and the 5th DB selected in the 1st round.

• Set career-highs in 2017 with 16 games started and played, as well as 72 total tackles and 1.0 sack.

• Has been friends since youth with Chargers RB Melvin Gordon, a fellow 1st-round pick in 2015, going 4 choices later at #15 overall. The high school friends met on the field in Week 3, of their rookie campaigns when San Diego visited the Vikings and the duo faced each other again in the opening preseason game at U.S. Bank Stadium on 8/28/16, the first-ever NFL game at the new Vikings home and the team's 3rd game of the 2016 preseason.

OFF THE FIELD Majored in psychology at Michigan State... Brother, Mason, ran track at Eastern Michigan... Son of Ron and Erin Waynes, who both work as guidance counselors... Both parents were track and field student-athletes at Kansas State University... Celebrated 23rd birthday the day the Vikings reported for 2015 Training Camp in Mankato as a rookie... Big supporter of the Humane Society, as he has rescued 3 dogs, including picking up one dog that was dodging traffic in the middle of the street while Waynes was in college.

PRO Started all 16 games in 2017 for the 1st time in his career... Appeared in 15 games and started 7 in an expanded role during his 2nd season in the NFL... Snagged 3 INTs in 2016, 2nd on the team behind Pro Bowl CB Xavier Rhodes... Started 1 of the 15 games he played in as a rookie in 2015 for the NFC North champions... Grabbed 1st career INT in Wild Card Playoff vs. Seattle (1/10/16)... Selected with the 11th pick in the 2015 NFL draft, passing Dewayne Washington (#18 in 1994) as the highest-drafted DB in Vikings history... Declared for the NFL draft as a redshirt junior... Became the 3rd DB selected by Vikings in the 1st round from 2012-15 and 5th overall DB drafted by the team in the 1st round.



Waynes returns an interception against the New York Jets on Oct. 21, 2018.

2018 Started all 14 games in which he played in 2018, totaling 48 tackles, 1 INT and 8 PBUs on the NFL's 3rd-ranked pass defense (218.8 yards allowed per game)... Played in his 60th career game vs. Chicago, finishing with 5 total tackles (3 solo)... Made 1 solo tackle vs. Miami (12/16) as the Vikings defense held the Dolphins to 108 yards passing... Inactive with a head injury at Seattle (12/10)... Tallied 4 solo tackles and 1 PBU vs. Green Bay (11/15)... Finished with 5 solo tackles at Chicago (11/18)... Made 5 total tackles (4 solo) vs. Detroit (11/4)... Tallied a season-high 7 tackles (6 solo) vs. New Orleans (10/28)... Came up with his 1st INT of the season and tied a career-high with 4 PBUs at New York Jets (10/21) while adding 4 tackles (3 solo)... Inactive at Philadelphia (10/7)... Playing in his 50th career game at Los Angeles (9/27), made 2 solo tackles before sustaining an injury in the 3rd quarter... Recorded 5 tackles (5 solo) at Green Bay (9/16).

2017 Started all 16 games in his first year as a full-time starter for the league's #1 defense, setting career-highs with 63 solo tackles, 72 total tackles and 4 TFL while grabbing 2 INTs... Contributed 3 tackles (2 solo) and a PD at Philadelphia (1/21/18) in the NFC Championship Game... Made 5 tackles (4 solo) and a PD vs. New Orleans (1/14/18) in his first career playoff start... Tallied his 1st career sack at Green Bay (12/23), finishing with 2 solo stops, 1 TFL, 1 sack, 1 PBU and 1 QBH as the Vikings shut out the Packers for the 1st time since 1971... Wrapped up 2 solo tackles vs. Cincinnati (12/17) to help the Vikings clinch the NFC North title for the 2nd time in 3 years... Registered 4 solo tackles, a TFL and a PD at Detroit (11/23) on Thanksgiving Day... Tallied 2 solo tackles and a career-high 4 PBUs vs. Cleveland (10/29) at Twickenham Stadium in London, England as a part of the NFL's International Series... Compiled 7 tackles (6 solo), a TFL, his 2nd INT of the year and 1 PD vs. Green Bay (10/15)... Tied for the team lead with 6 solo tackles (7 total) at Chicago (10/9), added a PD... Totaled 4 solo tackles and his 4th career INT vs. Tampa Bay (9/24)... Led the Vikings with 11 solo tackles in their season opening victory over New Orleans (9/11).

2016 Totaled 54 tackles and 3 INTs, both career highs, while playing in 15 games and starting 7... Hauled in his 3rd INT of the year, added 2 solo tackles and tied his career-high with 3 passes defended vs. Chicago (1/1/17)... Registered 2 tackles (2 solo) and set a career-high with 3 passes defended vs. Detroit (11/6)... Tallied 1 tackle on defense and 1 special teams tackle at Chicago (10/31)... Caught his 2nd INT in as many weeks when he picked off Cam Newton and totaled 6 tackles at Carolina (9/25)... Recorded his 1st career regular-season INT vs. Green Bay (9/18) to help seal the victory... Also had 5 tackles and 2 PBUs against the Packers in Week 2... Started his 2nd career game at Tennessee (9/11) and led the Vikings with 12 tackles (11 solo)... Added 2 PBUs and 1 TFL at Tennessee (9/11).

2015 Saw time in 15 games during his rookie campaign and Wild Card Playoff vs. Seattle (1/10/16)... Led Vikings with 14 special teams tackles... Started 1st career game at Arizona (12/10), a game when 6 rookies started the contest, matching a Vikings team record, joining T.J. Clemmings, WR Stefon Diggs, LB Edmond Robinson, LB Eric Kendricks and S Anthony Harris... Started game at Arizona (12/10) at LCB, taking over for regular starter Terence Newman, who moved to S for the

game with the Vikings defensive backs decimated by injuries... Snared 1st career INT in Wild Card Playoff vs. Seattle (1/10/16), picking off Russell Wilson...Notched season-high 4 tackles in a pair of games, vs. San Diego (9/27) and at Arizona (12/10)...Had season-best 4 special teams tackles vs. N.Y. Giants (12/27).

COLLEGE Appeared in 36 games at Michigan State, making 27 starts...Was a major part of a stingy Spartans defense that ranked in the top 10 in total defense the past two seasons while serving as a full-time starter...Recorded a career 101 tackles, 6 INTs - 3 each in 2013 and 2014 - and 13 pass break ups...Snagged 1st career INTs vs. Minnesota (11/30/13), collecting 2 in the contest...Won the Big Ten Championship in 2013, defeating Ohio State, and went on to beat Stanford in the 2014 Rose Bowl that same season...Helped team win 2015 Cotton Bowl by taking down Baylor...Spartans were 4-0 in bowl games during tenure, winning the 2012 Outback Bowl, 2012 Buffalo Wild Wings Bowl,

2014 Rose Bowl and 2015 Cotton Bowl...Earned 2nd-Team All-American and 1st-Team All-Big Ten as a junior in 2014...Was a 2014 Thorpe Award finalist...Recipient of the MSU's Tommy Love Award (most-improved player) in 2013 and the Jim Adams Award (unsung hero: defense) in 2014...Redshirted his 1st year at Michigan State in 2011.

PREP Attended Mary D. Bradford HS in Kenosha, Wisconsin... Teammates with Chargers RB Melvin Gordon in HS...Excelled in baseball and track in addition to football for the Red Devils... 1st-Team All-state and All-Region as a senior by the Wisconsin Football Coaches Association despite missing 3 games due to injury...Earned 1st-Team All-County honors in baseball (2010) as an outfielder, leading his team in home runs (3) and finishing 2nd in batting average (.452, 28-of-62)...Finished 3rd in the 100 (10.7 seconds) in 2011 Division I state track.

WAYNES' NFL TOTALS

Year	GP/GS	Solo	Asst.	Total	Sacks	INTs	PBU	TFL	QBH	FF/FR	Special Teams
2015 (Min)	15/1	14	5	19	0.0	0	5	0	0	0/0	14
Playoffs	1/0	1	0	1	0.0	1 (24)	3	0	0	0/0	2
2016 (Min)	15/8	44	10	54	0.0	3 (4)	16	1	0	0/0	4
2017 (Min)	16/16	63	9	72	1.0	2 (21)	13	4	1	0/0	0
Playoffs	2/2	6	2	8	0	0.0	2	0	0	0	1
2018 (Min)	14/14	42	6	48	0.0	1 (24)	8	0	0	0/0	0
Totals	60/39	176	30	195	1.0	6 (49)	43	5	1	0/0	18
Playoffs	3/2	7	2	9	0.0	1 (24)	5	0	0	0/0	2

SINGLE-GAME CAREER HIGHS (* - playoffs)

Tackles 12..... at Tennessee, 9/11/16
Solo Tackles 11..... 2x, last vs. New Orleans 9/11/17
Interception..... 1..... 6x, last at NY Jets, 10/21/18
Passes Defensed 4..... 2x, last at NY Jets, 10/21/18

ST Tackles 4 vs. NY Giants, 12/27/15
Sack 1..... at Green Bay, 12/23/17
QB Hurry 1..... at Green Bay, 12/23/17

WAYNES' SACK (* playoffs)

GAMEQBSacks
at Green Bay, 12/23/17.....Brett Hundley1.0
Total.....1.0

WAYNES' INTERCEPTIONS (* playoffs)

GAMEQBINT (Yds)
vs. Seattle, 1/10/16* Russell Wilson1 (24)
vs. Green Bay, 9/18/16..... Aaron Rodgers1 (4)
at Carolina, 9/25/16..... Cam Newton1 (0)
vs. Chicago, 1/1/17 Matt Barkley 1 (0)
vs. Tampa Bay, 9/24/17..... Jameis Winston1 (18)
vs. Green Bay, 10/15/17..... Brett Hundley1 (3)
at New York Jets, 10/21/18 Sam Darnold1 (24)
Total.....7 (73)

WAYNES' CAREER GAME-BY-GAME (*starts)

2015	MIN	U	A	T	TFL	SK	QH	FF	FR	INT	PD
9/14	@ SF	0	0	0	0	0.0	0	0	0	0	0
9/20	DET	0	0	0	0.0	0	0	0	0	0	0
9/27	SD	4	0	4	0	0.0	0	0	0	0	2
10/4	@ DEN	0	0	0	0	0.0	0	0	0	0	0
10/18	KC	3	0	3	0	0.0	0	0	0	0	0
10/25	@ DET	0	0	0	0	0.0	0	0	0	0	0
11/1	@ CHI	0	0	0	0	0.0	0	0	0	0	0
11/8	STL	2	0	2	0	0.0	0	0	0	0	1
11/15	@ OAK	0	2	2	0	0.0	0	0	0	0	0
11/22	GB	0	0	0	0	0.0	0	0	0	0	0
11/29	@ ATL	INACTIVE									
12/6	SEA	0	0	0	0	0.0	0	0	0	0	0
12/10	@ AZ*	1	3	4	0	0.0	0	0	0	0	2
12/20	CHI	3	0	3	0	0.0	0	0	0	0	0
12/27	NYG	1	0	1	0	0.0	0	0	0	0	0
1/3/16	@ GB	0	0	0	0	0.0	0	0	0	0	0
GP/GS: 15/1		14	5	19	0	0.0	0	0	0	0	5
2015 PLAYOFFS											
1/10/16	SEA	1	0	1	0	0.0	0	0	0	1	3

2016	MIN	U	A	T	TFL	SK	QH	FF	FR	INT	PD
9/11	@ TEN*	11	1	12	1	0.0	0	0	0	0	2
9/18	GB*	3	2	5	0	0.0	0	0	0	1	2
9/25	@ CAR	6	0	6	0	0.0	0	0	0	1	1
10/3	NYG	0	0	0	0	0.0	0	0	0	0	2
10/9	HOU	0	0	0	0	0.0	0	0	0	0	0
10/23	@ PHI	2	0	2	0	0.0	0	0	0	0	0
10/31	@ CHI	1	0	1	0	0.0	0	0	0	0	0
11/6	DET	2	0	2	0	0.0	0	0	0	0	3
11/13	@ WAS*	3	1	4	0	0.0	0	0	0	0	0
11/20	ARI*	6	3	9	0	0.0	0	0	0	0	1
11/24	@ DET*	4	1	5	0	0.0	0	0	0	0	1
12/1	DAL*	0	0	0	0	0.0	0	0	0	0	0
12/11	@ JAX*	0	2	2	0	0.0	0	0	0	0	1
12/18	IND	INACTIVE									
12/24	@ GB	4	0	4	0	0.0	0	0	0	0	0
1/1/17	CHI*	2	0	2	0	0.0	0	0	0	1	3
GP/GS: 15/8		44	10	54	1	0.0	0	0	0	3	16

2017	MIN	U	A	T	TFL	SK	QH	FF	FR	INT	PD
9/11	NO*	11	0	11	0	0.0	0	0	0	0	0
9/17	@ PIT*	3	1	4	0	0.0	0	0	0	0	0
9/24	TB*	4	0	4	0	0.0	0	0	0	1	1
10/1	DET*	5	1	6	0	0.0	0	0	0	0	1
10/9	@ CHI*	6	1	7	0	0.0	0	0	0	0	1
10/15	GB*	6	1	7	1	0.0	0	0	0	1	1
10/22	BAL*	3	1	4	0	0.0	0	0	0	0	1
10/29	@ CLE*	2	0	2	0	0.0	0	0	0	0	4
11/12	@ WAS	2	1	3	0	0.0	0	0	0	0	1
11/19	LAR*	3	0	3	0	0.0	0	0	0	0	0
11/23	@ DET*	4	0	4	1	0.0	0	0	0	0	1
12/3	@ ATL*	5	1	6	0	0.0	0	0	0	0	0
12/10	@ CAR*	6	2	8	0	0.0	0	0	0	0	0
12/17	CIN*	2	0	2	0	0.0	0	0	0	0	0
12/23	@ GB*	2	0	2	1	1.0	1	0	0	0	1
12/31	CHI*	1	0	1	1	0.0	0	0	0	0	2
GP/GS: 16/16		63	9	72	4	1.0	1	0	0	1	14
2017 Playoffs											
1/14/18	NO*	4	1	5	0	0.0	0	0	0	0	1
1/21/18	@ PHI*	2	1	3	0	0.0	0	0	0	0	1
GP/GS: 2/2		6	2	8	0	0.0	0	0	0	0	2

2018	MIN	U	A	T	TFL	SK	QH	FF	FR	INT	PD
9/9	SF*	2	0	2	0	0.0	0	0	0	0	1
9/16	@ GB*	5	0	5	0	0.0	0	0	0	0	0
9/23	BUF*	1	1	2	0	0.0	0	0	0	0	1
9/27	@ LAR*	2	0	2	0	0.0	0	0	0	0	0
10/7	@ PHI	INACTIVE									
10/14	ARI*	2	0	2	0	0.0	0	0	0	0	1
10/21	@ NYJ*	3	1	4	0	0.0	0	0	0	1	4
10/28	NO*	6	1	7	0	0.0	0	0	0	0	0
11/4	DET*	4	1	5	0	0.0	0	0	0	0	0
11/18	@ CHI*	5	0	5	0	0.0	0	0	0	0	0
11/25	GB*	4	0	4	0	0.0	0	0	0	0	1
12/2	@ NE*	1	0	1	0	0.0	0	0	0	0	0
12/10	@ SEA	INACTIVE									
12/16	MIA*	1	0	1	0	0.0	0	0	0	0	0
12/23	@ DET*	3	0	3	0	0.0	0	0	0	0	0
12/30	CHI*	3	2	5	0	0.0	0	0	0	0	0
GP/GS: 14/14		42	6	48	0	0.0	0	0	0	1	8



91

STEPHEN WEATHERLY

POSITION: Defensive End
HEIGHT/WEIGHT: 6-5/265
DOB: 3-19-94
HOMETOWN: Snellville, GA

COLLEGE: Vanderbilt
ACQUIRED: D7a (#227) 2016
NFL SEASON: 4
VIKINGS SEASON: 4

2018 GP/GS	Career GP/GS	Playoffs GP/GS
16/6	33/6	2/0

- Started a career-high 6 games in 2018, establishing career highs in total tackles (43) and sacks (3.0).
- Middle name, Dian, is a tribute to his grandmother, a Harvard and MIT graduate.
- Only 2nd Vanderbilt player drafted by the Vikings and was teammates with Vikings 2018 UDFA Jonathan Wynn

OFF THE FIELD Majored in sociology at Vanderbilt...An active participant in Vikings social justice initiatives, including trips to the Hennepin County Juvenile Detention Center and multiple Twin Cities high schools...Active with the One Love Foundation, dedicated to eliminating relationship violence through education and empowerment on college campuses and worked closely with Vanderbilt's Project Safe Center while in school...Spoke alongside teammate Anthony Harris on a panel at the 2019 Unsung Heroes Luncheon, addressing the issue of domestic violence...Traveled through Germany as a teen with the Fulton County Youth Commission...Part of his high school's robotics team...Has a musical side, having learned to play 9 instruments: flute, clarinet, trumpet, trombone, baritone, tuba, tenor sax, steel drums and piano...Aspires to a career in high school coaching following his playing days...Played in 2014 and 2015 at Vanderbilt under former Vikings assistant defensive backs coach Derek Mason, who took over the Vandy head coaching job in 2014...Has developed an interest and passion for day trading and cryptocurrencies.

PRO Became a regular member of the defensive line rotation in 2018, starting 6 games...Appeared in 15 games during his 2nd season and in 2 games during his rookie season...The 2nd Vanderbilt player ever drafted by the Vikings, joining DT James Manley in 1996 (2nd round, #45)...The lone defensive lineman selected by Vikings in 2016...The 3rd of 3 SEC players drafted by the Vikings in 2016, joining WR Laquan Treadwell (1st round) and LB Kentrell Brothers (5th round)...Selected

with 1st of 2 picks by Vikings in the 7th round (#227 overall)...Cut prior to the regular season...Signed to the Vikings practice squad on 9/4/16.

2018 Appeared in a career-high 16 games in 2018, totaling 43 tackles, 3.0 sacks, 7 TFLs, and 32 QBHs...Became a valuable member of the defensive line rotation in, starting a career-high 6 games during the absence of Everson Griffen...Wrapped up 1.0 sack vs. Detroit (11/4) as the defense set a franchise record by sacking Matthew Stafford 10 times...Started his 6th consecutive game vs. New Orleans (10/28), contributing 3 tackles (2 solo) and 2 QBHs...Tallied his 1st career PBU at New York Jets (10/21)...Logged 5 tackles (3 solo) and 2 QBHs vs. Arizona (10/14)...Came up with his 1st career FF in the 2nd quarter at Philadelphia (10/7), which DT Linval Joseph returned 64 yards for a TD. Finished with 2 tackles (1 solo), 1 sack, 1 TFL, 5 QBHs and 1 FF...Made his first career start vs. Buffalo (9/23), registering a career-high 8 solo tackles, 2 QBH and his first career sack...Recorded 2 solo tackles and 2 QBHs at Green Bay (9/16), the 2nd multi-tackle game of his career.

2017 Contributed on defense and special teams at Philadelphia (1/21/18)...Played on ST vs. New Orleans (1/14/18) in the Vikings Divisional Playoff Round win...Tallied 1 QBH and 2 ST tackles at Green Bay (12/23) as the Vikings posted their 1st shutout since 1993...Grabbed a solo tackle and ST tackle vs. Cincinnati (11/17) as the club clinched the AFC North title...Saw extended action on defense for the 1st time in his career at Washington (11/12), recording a career-high 3 solo tackles and a TFL...Inactive due to a knee injury vs. Cleveland (10/29).

2016 Registered a special teams tackle, the 1st of his career, vs. Chicago (1/1/17)...Made his NFL debut while contributing on special teams at Jacksonville (12/11)...Inactive at Green Bay (12/24) and vs. Indianapolis (12/18)...Inactive vs. Dallas (12/1), at Detroit (11/24)...Elevated to the active roster on 11/20...Joined the Vikings practice squad on 9/4/16 after being released during final cuts.

COLLEGE Started 21 of the 36 career games he played at Vanderbilt...Started all 12 games as a junior in 2015 at OLB... Ended collegiate career with streak of 17 straight starts...Notched season-high 8 tackles against Georgia...Vandy capped 2016 season with a 4-8 mark...Had career-best 4.5 sacks and 12.5 tackles for loss in 2014...Started 9 games at OLB as team moved to 3-4 defensive scheme...Started final 5 games of the season... Set school record with 5 tackles for loss vs. Tennessee...Set career-high at Missouri with 2.0 sacks...Notched career-best with 12 tackles vs. Mississippi State...Started 1st career game

vs. Temple...Saw action in 12 of possible 13 games as a redshirt freshman in 2013...Helped squad post 9-4 mark and advance to the Compass Bowl where the Commodores topped Houston 41-24...The bowl win was the 1st for Vandy since the 1982 Hall of Fame Bowl...Had 3 tackles and 1.5 sacks in win over rival Tennessee to cap the regular season...Redshirted in 2012.

PREP As a senior, attended Shiloh High after spending freshman-junior seasons at North Atlanta...Earned All-Area honors as a senior...Competed in Gwinnett County All-Star Game following senior season.

WEATHERLY'S NFL TOTALS

Year	GP/GS	Solo	Asst.	Total	Sacks	INTs	PBU	TFL	QBH	FF/FR	Special Teams
2016 (Min)	2/0	0	0	0	0.0	0	0	0	0	0/0	1
2017 (Min)	15/0	5	0	5	0.0	0	0	2	1	0/0	8
Playoffs	2/0	0	0	0	0.0	0	0	0	0	0	0
2018 (Min)	16/6	28	15	43	3.0	0	1	7	32	1/0	2
Total	33/6	33	15	48	3.0	0	1	9	33	1/0	10
Playoffs	2/0	0	0	0	0.0	0 (0)	0	0	0	0/0	0

SINGLE-GAME CAREER HIGHS (* - playoffs)

Tackles 8 vs. Buffalo, 9/23/18
Solo Tackles 8 vs. Buffalo, 9/23/18
Sacks 1.0 3x, last vs. Detroit, 11/4/18

Forced Fumble 1 at Philadelphia, 10/7/18
QB Hurries 5 2x, last vs. Detroit, 11/4/18
Pass Break Ups 1 at New York Jets, 10/21/18

WEATHERLY'S CAREER GAME-BY-GAME (*starts)

2016	MIN	U	A	T	TFL	SK	QH	FF	FR	INT	PD
9/11	@ TEN	PRACTICE SQUAD									
9/18	GB	PRACTICE SQUAD									
9/25	@ CAR	PRACTICE SQUAD									
10/3	NYG	PRACTICE SQUAD									
10/9	HOU	PRACTICE SQUAD									
10/23	@ PHI	PRACTICE SQUAD									
10/31	@ CHI	PRACTICE SQUAD									
11/6	DET	PRACTICE SQUAD									
11/13	@ WAS	PRACTICE SQUAD									
11/20	ARI	INACTIVE									
11/24	@ DET	INACTIVE									
12/1	DAL	INACTIVE									
12/11	@ JAX	0	0	0	0	0.0	0	0	0	0	0
12/18	IND	INACTIVE									
12/24	@ GB	INACTIVE									
1/1/17	CHI	0	0	0	0	0.0	0	0	0	0	0
GP/GS: 2/0		0	0	0	0	0.0	0	0	0	0	0

2017	MIN	U	A	T	TFL	SK	QH	FF	FR	INT	PD
9/11	NO	0	0	0	0	0.0	0	0	0	0	0
9/17	@ PIT	0	0	0	0	0.0	0	0	0	0	0
9/24	TB	0	0	0	0	0.0	0	0	0	0	0
10/1	DET	0	0	0	0	0.0	0	0	0	0	0
10/9	@ CHI	0	0	0	0	0.0	0	0	0	0	0
10/15	GB	0	0	0	0	0.0	0	0	0	0	0
10/22	BAL	0	0	0	0	0.0	0	0	0	0	0
10/29	@ CLE	INACTIVE									
11/12	@ WAS	3	0	3	1	0.0	0	0	0	0	0
11/19	LAR	1	0	1	1	0.0	0	0	0	0	0
11/23	@ DET	0	0	0	0	0.0	0	0	0	0	0
12/3	@ ATL	0	0	0	0	0.0	0	0	0	0	0
12/10	@ CAR	0	0	0	0	0.0	0	0	0	0	0
12/17	CIN	1	0	1	0	0.0	0	0	0	0	0
12/23	@ GB	0	0	0	0	0.0	0	1	0	0	0
12/31	CHI	0	0	0	0	0.0	0	0	0	0	0
GP/GS: 15/0		5	0	5	2	0	0	1	0	0	0
2017 Playoffs											
1/14/18	NO	0	0	0	0	0.0	0	0	0	0	0
1/21/18	@ PHI	0	0	0	0	0.0	0	0	0	0	0
GP/GS: 2/0		0	0	0	0	0.0	0	0	0	0	0

WEATHERLY'S SACKS

GAME **QB** **SACK**
 vs. Buffalo 9/23/18 Josh Allen 1.0
 at Philadelphia, 10/7/18 Carson Wentz 1.0
 vs. Detroit, 11/4/18 Matthew Stafford 1.0
Total **3.0**

2018	MIN	U	A	T	TFL	SK	QH	FF	FR	INT	PD
9/9	SF	0	0	0	0	0.0	0	0	0	0	0
9/16	@ GB	2	0	2	0	2	0	0	0	0	0
9/23	BUF*	8	0	8	1	1.0	3	0	0	0	0
9/27	@ LAR*	1	3	4	0	0.0	3	0	0	0	0
10/7	@ PHI*	1	1	2	1	1.0	5	1	0	0	0
10/14	ARI*	3	2	5	0	0.0	2	0	0	0	0
10/21	@ NYJ*	1	2	3	1	0.0	4	0	0	0	1
10/28	NO*	2	1	3	0	0.0	2	0	0	0	0
11/4	DET	2	0	2	2	1.0	5	0	0	0	0
11/18	@ CHI	2	1	3	1	0.0	1	0	0	0	0
11/25	GB	1	0	1	0	0.0	2	0	0	0	0
12/2	@ NE	1	1	2	1	0.0	0	0	0	0	0
12/10	@ SEA	1	1	2	0	0.0	1	0	0	0	0
12/16	MIA	3	0	3	0	0.0	1	0	0	0	0
12/23	@ DET	0	0	0	0	0.0	0	0	0	0	0
12/30	CHI	0	3	3	0	0.0	1	0	0	0	0
GP/GS: 16/6		28	15	43	7	3.0	32	1	0	0	1



6

MATT WILE

POSITION: Punter
HEIGHT/WEIGHT: 6-2/225
DOB: 6-20-92
HOMETOWN: San Diego, CA

COLLEGE: Michigan
ACQUIRED: W (PIT) 2018
NFL SEASON: 3
VIKINGS SEASON: 2

2018 GP/GS	Career GP/GS	Playoffs GP/GS
16/0	20/0 (1/0-ATL; 3/0-ARI, 16/0 MIN)	0/0

• Recorded 5 punts of 60+ yards in 2018, including a career-long 70 yard blast vs. Buffalo (9/23).

OFF THE FIELD Last name pronounced "While"...Majored in Industrial and Operations Engineering...Regularly attended community service events during his 1st season in Minnesota, such as a pet adoption event at the Golden Valley Animal Humane Society shelter...Chose to support The Rescued Dog organization during the 2018 My Cause My Cleats campaign.

PRO Signed by the Vikings on 9/2/18...Released by the Steelers on 9/1/18...Signed a Reserve/Future contract with the Steelers on 1/19/18...Released by the Cardinals on 9/4/17...Promoted to the Arizona Cardinals' 53-man roster on 12/13/16 after joining the team's practice squad on 12/6/16...Released by the Falcons on 11/29/16...Signed by the Atlanta Falcons on 12/22/16...Released by the Cowboys on 9/3/16...Signed by the Dallas Cowboys on 3/31/16...Released by the Panthers on 8/30/15 after joining the team on 8/17/15...Released by Carolina on 8/5/15...Signed by Carolina on 6/30/15...Released by the Panthers on 5/10/15...Originally entered the NFL as an undrafted rookie free agent with the Carolina Panthers on 5/4/15.

2018 Punted in all 16 games for the 1st time in his career, hitting 72 punts for a net average of 41.5 yards while dropping 27 punts within the 20-yard line...Hit 5 punts for 257 yards vs. Chicago, holding Pro Bowl return specialist Tarik Cohen to -2 return yards...Punted 4 times for 163 yards vs. Detroit (11/4), dropping 3 within the 20 and not allowing any return yards...Kicked a career-high 8 punts at the New York Jets (10/21), tying a career high of 4 punts downed within the 20...Punted 2 times for 78 yards at Philadelphia (10/7) and did not allow a return yard...Made 5 punts for 259 yards vs. Buffalo (9/23), including a career-long 70-yard boot in the second quarter, and posted a season-high 51.8 yard gross punt average...Punted 6 times for 240 yards against San Francisco (9/9) in his Vikings debut, dropping a season-high 4 punts inside the 20.

2017 Was not on an NFL roster after release by the Arizona Cardinals on 9/4/17.

2016 Appeared in 4 total games (1 with Falcons, 3 with Cardinals), punting 12 times for 553 yards (46.08 avg)...punted 10 times for 437 yards (43.7 avg) while with Arizona...made 2 punts for 116 yards (58.0 avg) while also recording touchbacks on all 7 kickoff attempts in his lone game with the Atlanta Falcons.

COLLEGE Played in 51 games at Michigan as a kicker, punter and kickoff specialist, recording 108 touchbacks on 284 kickoffs, converting 20-of-29 field goal attempts and punting 91 times for 3,658 yards (40.2 avg.), landing 29 inside-the-20...converted 15-of-21 field goal tries and 24 touchbacks on 52 kickoffs as a senior in 2014...totaled 2,476 yards on 61 punts (40.6 avg.) as a junior, along with 37 touchbacks on 76 kickoffs...also made three-of-five field goal attempts...punted 12 times for a 35.9-yard average, making each of his two field goal attempts, and had 28 touchbacks on 77 kickoffs as a sophomore...logged 19 touchbacks and averaged 41.1 yards on 14 punts as a freshman in 2011.

PREP Played at Francis W. Parker High School (San Diego, Calif.), where he was named to the MaxPreps.com Small Schools All-American team as a junior...converted 10-of-13 field goal attempts as a senior while logging 91 touchbacks on 101 kickoffs...made 9-of-12 field goal tries and recorded touchbacks on 89.9 percent of his kickoffs in junior year.

BIG TIME LEG

Matt Wile wrote his name into the Vikings record books during his debut season with the club, helped along by a big performance vs. the Chicago Bears.

AVE. NET PUNTING YARDS, SEASON
PLAYER, SEASON (PUNTS-NET YARDS)

	AVE.
Bobby Walden, 1964 (72-3,010)	41.8
Matt Wile, 2018 (72-3,027)	41.5
Chris Kluwe, 2012 (75-2,856)	39.7

AVE. NET PUNTING YARDS, GAME (4 punt min.)
PLAYER, GAME (PUNTS-NET YARDS)

	AVE.
Matt Wile, vs. CHI, 12/30/18 (5-259)	51.8
Mitch Berger, vs. CIN, 11/15/98 (4-193)	48.3
Jeff Locke, at DET, 11/24/16 (4-195)	48.0

WILE'S NFL TOTALS

Year	GP	No.	Yds.	Gr. Avg.	Net Avg.	Long	IN20	TBs	Blk.
2016 (Atl)	1	2	116	58.0	52.0	59	0	0	0
2016 (Ari)	3	10	437	43.7	37.5	59	2	0	1
2018 (Min)	16	72	3,255	45.2	41.3	70	27	2	1
Total	20	84	3,808	45.3	42.2	70	29	2	2

SINGLE-GAME CAREER HIGHS (* - playoffs)

Punts 8 at New York Jets, 10/21/18
Punting Yards 382 at New York Jets, 10/21/18
Punting Average 58.0 vs. Arizona, 11/27/16
Net Average 52.0 vs. Arizona, 11/27/16

Long Punt 70 vs Buffalo, 9/23/18
Inside 20-Yd Line 4 2x, last at New York Jets, 10/21/18
Kickoff Touchbacks 7 vs. Arizona, 11/27/16



50

ERIC WILSON

POSITION: Linebacker
HEIGHT/WEIGHT: 6-1/230
DOB: 9-26-94
HOMETOWN: Redford, MI

COLLEGE: Cincinnati
ACQUIRED: UDFA 2017
NFL SEASON: 3
VIKINGS SEASON: 3

2018 GP/GS
16/4

Career GP/GS
32/4

Playoffs GP/GS
2/0

• Started a career-high 4 games in 2018, totaling 38 tackles, 5 TFL and 2.0 sacks on the season.

OFF THE FIELD Earned his degree in sports management... Served as an intern in the UC athletics facilities and operations department...Enjoys skateboarding in his free time...The oldest of 3 children, has 2 younger sisters.

PRO Entered the NFL as a rookie free agent following the 2017 NFL Draft...Signed by the Vikings on 5/5/17.

2018 Started a career-high 4 games in 2018, appearing in all 16 for the 2nd straight season...Totaled 38 tackles, 5 TFL and 2.0 sacks on the season...Made his 4th start of the season vs. Chicago (12/30), setting new career highs with 11 total tackles and 8 solo tackles...The Redford, Mich., native started his 3rd career game at Detroit (12/23), finishing with 7 total tackles (6 solo), a career-high 3 TFL, his 2nd career sack and 3 QBHs along with 2 ST tackles...Wrapped up 2 solo tackles and 1 QBH vs. Miami (12/16)...Notched 1 ST tackle at Seattle (12/10)...Made 1 ST tackle and forced 1 fumble at New England (12/2)...Started his 2nd consecutive game at Chicago (11/18), wrapping up 7 total tackles (5 solo) and recording his 1st career sack and 2 QBHs...Made the 1st start of his career vs. his hometown team Detroit (11/4), logging 7 total tackles (6 solo)...Wrapped up 2 tackles (1 solo) and his 1st career TFL vs. New Orleans (10/28)...Registered his 1st career assisted tackle at the New York Jets (10/21)...Made 1 ST tackle vs. Arizona (10/14)...Served as a captain at Philadelphia (10/7) and made 2 ST tackles...Made 1 special teams tackle vs. Buffalo (9/23)...Tallied a special teams tackle at Green Bay (9/16)..

2017 Played a vital role on special teams in his rookie season, appearing in all 16 games after joining the team as an undrafted free agent...Played on special teams at Philadelphia (1/21/18) in the NFC Championship Game...Notched a ST tackle vs. New Orleans (1/14/18) in his 1st career playoff game...Contributed 2 tackles (1 solo) in his first action on defense vs. Cincinnati (12/17) and a ST tackle as the Vikings clinched the NFC North title...Led team with 2 special teams tackles at Pittsburgh (9/17)...Contributed on special teams vs. New Orleans (9/11) in his NFL debut.

COLLEGE Began his collegiate career at Northwestern, where he was teammates with fellow Vikings DE Ifeadi Odenigbo, before transferring to Cincinnati...Started 24 of his 38 career games at Cincinnati...Led Bearcats in tackles as both a junior and senior...Named First-Team All-American Athletic Conference as a senior in 2016 and named Claude Rust Award winner as the team's MVP...Tallied a career-best 126 tackles and 3.0 sacks in his senior campaign...Earned Second-Team All-AAA as a junior and was named the AAC Defensive Player of the Week for an 18-tackle performance at Miami (Ohio).

PREP Attended Thurston (Redford, Michigan) HS...Helped Thurston to 4 consecutive conference titles in football, earning All-State honors...Also competed in track and basketball...Ranked the 25th best overall football prospect in Michigan by ESPN as a senior.

WILSON'S NFL TOTALS

Year	GP/GS	Solo	Asst.	Total	Sacks	INTs	PBU	TFL	QBH	FF/FR	Special Teams
2017 (Min)	16/0	1	1	2	0.0	0	0	0	0	1/0	5
Playoffs	2/0	0	0	0	0	0	0	0	0	0/0	0
2018 (Min)	16/4	31	7	38	2.0	0	0	5	6	0/0	8
Total	32/4	32	8	40	2.0	0	0	5	6	1/0	13
Playoffs	2/0	0	0	0	0.0	0	0	0	0	0/0	0

SINGLE-GAME CAREER HIGHS (* - playoffs)

Tackles 11..... vs. Chicago, 12/30/18
Solo Tackles 8..... at Chicago, 11/18/18
Sp. Teams Tackles 2..... 3x, last at Detroit, 12/23/18

Forced Fumble 1..... vs. Cincinnati, 12/17/17
Tackles for Loss 3..... at Detroit, 12/23/18
Sack 1..... 2x, last at Detroit, 12/23/18

WILSON'S SACKS

GAME QB SACK
at Chicago, 11/18/18 Mitchell Trubisky 1.0
at Detroit, 12/23/18 Matthew Stafford 1.0
Total 2.0

WILSON'S CAREER GAME-BY-GAME (*starts)

2017	MIN	U	A	T	TFL	SK	QH	FF	FR	INT	PD
9/9	NO	0	0	0	0	0.0	0	0	0	0	0
9/16	@ PIT	0	0	0	0	0.0	0	0	0	0	0
9/23	TB	0	0	0	0	0.0	0	0	0	0	0
9/27	DET	0	0	0	0	0.0	0	0	0	0	0
10/7	@ CHI	0	0	0	0	0.0	0	0	0	0	0
10/14	GB	0	0	0	0	0.0	0	0	0	0	0
10/21	BAL	0	0	0	0	0.0	0	0	0	0	0
10/28	@ CLE	0	0	0	0	0.0	0	0	0	0	0
11/4	@ WAS	0	0	0	0	0.0	0	0	0	0	0
11/18	LAR	0	0	0	0	0.0	0	0	0	0	0
11/25	@ DET	0	0	0	0	0.0	0	0	0	0	0
12/2	@ ATL	0	0	0	0	0.0	0	0	0	0	0
12/10	@ CAR	0	0	0	0	0.0	0	0	0	0	0
12/16	CIN	1	1	2	0	0.0	0	1	0	0	0
12/23	@ GB	0	0	0	0	0.0	0	0	0	0	0
12/30	CHI	0	0	0	0	0.0	0	0	0	0	0
GP/GS: 15/0		1	1	2	0	0	0	1	0	0	0
2017 PLAYOFFS											
1/14/18	NO	0	0	0	0	0.0	0	0	0	0	0
1/21/18	@ PHI	0	0	0	0	0.0	0	0	0	0	0
GP/GS: 2/0		0	0	0	0	0.0	0	0	0	0	0

2018	MIN	U	A	T	TFL	SK	QH	FF	FR	INT	PD
9/9	SF	0	0	0	0	0.0	0	0	0	0	0
9/16	@ GB	0	0	0	0	0.0	0	0	0	0	0
9/23	BUF	0	0	0	0	0.0	0	0	0	0	0
9/27	@ LAR	0	0	0	0	0.0	0	0	0	0	0
10/7	@ PHI	0	0	0	0	0.0	0	0	0	0	0
10/14	ARI	0	0	0	0	0.0	0	0	0	0	0
10/21	@ NYJ	0	1	1	0	0.0	0	0	0	0	0
10/28	NO	1	1	2	1	0.0	0	0	0	0	0
11/4	DET*	6	1	7	0	0.0	0	0	0	0	0
11/18	@ CHI*	8	0	8	1	1.0	2	0	0	0	0
11/25	GB	0	0	0	0	0.0	0	0	0	0	0
12/2	@ NE	0	0	0	0	0.0	0	0	0	0	0
12/10	@ SEA	0	0	0	0	0.0	0	0	0	0	0
12/16	MIA	2	0	2	0	0.0	1	0	0	0	0
12/23	@ DET*	6	1	7	3	1.0	3	0	0	0	0
12/30	CHI*	8	3	11	0	0.0	0	0	0	0	0
GP/GS: 16/4		31	7	38	5	2.0	6	0	0	0	0

VIKINGS TABLE FOOD TRUCK

In June of 2019 the Minnesota Vikings Foundation, in partnership with Xcel Energy, rolled out Vikings Table, a custom-built food truck that will be used to distribute healthy meals to youth in the Twin Cities who are dealing with food insecurity. Vikings Table is an innovative aspect of the Minnesota Vikings Foundation's overarching goal of advancing the well-being of youth through health and education initiatives.

Vikings Table will raise funds by serving traditional food truck fair at Vikings home games, training camp and other events, as well as multiple days per week to the downtown lunch crowd. 100 percent of the profits will be committed toward the distribution of free, healthy meals.

Xcel Energy committed \$1.2 million to Vikings Table, a 38-foot, custom-built Winnebago that was built and donated by the recreational vehicle company. The truck is a zero-waste vehicle fitted with Energy Star appliances and rooftop solar panels. The rear of the vehicle features an experience room with an 80-inch monitor that can display educational videos and nutritional information. All food truck operations have been contracted with local food truck experts Tony and Haley Fritz, owners of the O'Cheeze and Dough Dough food trucks.





15

BRANDON ZYLSTRA

POSITION: Wide Receiver
HEIGHT/WEIGHT: 6-2/215
DOB: 3-25-93
HOMETOWN: Spicer, MN

COLLEGE: Concordia-Moorhead
ACQUIRED: UDFA 2018
NFL SEASON: 2
VIKINGS SEASON: 2

2018 GP/GS

16/0

Career GP/GS

16/0

Playoffs GP/GS

0/0

• Joins fellow native Minnesota's FB C.J. Ham and WR Adam Thielen on the Vikings roster in 2019.

• Zylstra and Ham are teammates for the 2nd time, having been together at Augustana before Zylstra transferred to Concordia-Moorhead.

OFF THE FIELD Younger brother, Shane, is a standout senior WR at Minnesota State University, Mankato. He was named Northern Sun Conference Offensive Player of the Year in 2017 and tied the MSU season record with 15 receiving TDs, then earned 2nd-Team All-America in 2018 and set school record with 1,261 receiving yards...Grew up a Vikings fan and lists Cris Carter and Randy Moss as his football heroes...Spoke at the American Cancer Society's 2018 Crucial Catch luncheon that honored 12 individuals who have fought cancer...Earned degree in exercise science...From age 8-15 he competed on the Little Crow Water Ski Team, traveling the midwest for events.

PRO Signed a reserve/future contract with Minnesota on 1/3/18...Spent the past 2 seasons in the CFL with the Edmonton Eskimos...Led the CFL in receiving yards in 2017 with 1,687 yards on 100 receptions...Named Player of the Month for September 2017 after recording 532 yards on 31 catches with 2 TDs, with 3 100-yard performances...Set a career-high with 201 receiving yards vs. Montreal...Named Most Outstanding Rookie after his 2016 campaign, in which he played in 6 games with 5 starts...Finished 2016 with 34 catches for 508 yards and a TD.

2018 Saw time in all 16 games throughout 2018, regularly contributing on special teams...Saw time on offense and received 2 punts at Detroit (12/23), returning 1 for 8 yards and fair catching the other...Returned 1 kickoff for 15 yards vs. Detroit (11/4)...Notched his 1st career reception at the New York Jets (10/21),

catching a 23-yard pass from Kirk Cousins. Also returned 1 punt for 5 yards and made 2 ST tackles...Played on special teams at Philadelphia (10/7), taking his 1st career punt return for 9 yards...Made his NFL debut against San Francisco (9/9), appearing on special teams.

COLLEGE During his time at Concordia-Moorhead, he totaled 120 catches for 1,932 yards and 18 TDs...Recorded career-highs with 774 receiving yards and 7 TDs during his sophomore season...Caught at least 5 TD passes in each season he saw playing time for the Cobbers...Played in 29 games for the Cobbers football squad...Originally attended D-II Augustana (SD) and was teammates with current Vikings FB C.J. Ham before transferring to Concordia-Moorhead.

PREP Attended New London-Spicer High School in west central Minnesota...Helped team to state title as a junior, winning Class 3A championship in game at the Metrodome.

ZYLSTRA'S NFL TOTALS

Year	GP/GS	RECEIVING					
		No.	Yds.	Avg.	Lg.	TD	STT
2018 (Min)	16/0	1	23	23.0	23	0	2
Total	16/0	1	23	23.0	23	0	2

SINGLE-GAME CAREER HIGHS (* - playoffs)

Receptions	1	at New York Jets, 10/21/18
Receiving Yards	23	at New York Jets, 10/21/18
Long reception	23	at New York Jets, 10/21/18
ST Tackles	2	at New York Jets, 10/21/18
Punt Returns	2	at Detroit, 12/23/18
Long Punt Return	9	at Philadelphia, 10/7/18
Punt Return Yards	9	at Philadelphia, 10/7/18

VIKINGS IN THE CFL

Both Zylstra and Vikings OL Brett Jones began their professional football careers playing north of the border in the Canadian Football League. Zylstra spent the 2016 and 2017 CFL seasons with the Edmonton Eskimos, while Jones played for the Calgary Stampeders during the 2013 and 2014 seasons. Both players got off to hot starts in the CFL - Zylstra earning Edmonton's Most Outstanding Rookie Award in 2015 and Jones taking home the league-wide Most Outstanding Rookie Award in 2013 - and were voted to CFL All-Star teams, Jones in 2013 and 2014 and Zylstra in 2017.




Zylstra reaches for a 28-yard touchdown against the Toronto Argonauts on 11/5/16.



Jones lifts the Grey Cup after the Calgary Stampeders defeated the Hamilton Tiger-Cats in the 102nd Grey Cup on 11/30/14.

The background is a dark purple and black geometric pattern. It features large, overlapping triangles and polygons in various shades of purple, from deep indigo to a slightly lighter, muted purple. Thin, white diagonal lines are scattered across the composition, adding a sense of movement and structure. The overall aesthetic is modern and minimalist.

ROOKIES



56

GARRETT BRADBURY

POSITION: Center
HEIGHT/WEIGHT: 6-3/306
DOB: 6-20-95
HOMETOWN: Charlotte, NC

HIGH SCHOOL: Charlotte Christian
COLLEGE: North Carolina State
ACQUIRED: Draft 1 (#18) 2019
NFL/VIKINGS SEASON: R

- Highest drafted center in Vikings history and only 1st rounder.
- Named the Rimington Award winner in 2018, honoring the top collegiate center in the country.
- Started entire season at LG as a sophomore and then every game as a junior and senior at center for the Wolfpack.

OFF THE FIELD Earned degree in business supply operations management in 2017 and played the 2018 season as a graduate student...Was an Academic All-District selection as a senior and shared the Wolfpack award...Named Academic All-ACC each of his 4 years...Father, Tim, played football at Eastern Washington and Montana State.

PRO The only Vikings center to be drafted in the 1st round, going #18 overall...Is the 3rd NC State player selected in the 1st round by the Vikings, joining RB Ted Brown in 1979 (#16) and CB Dewayne Washington in 1994 (#18)...The previously highest-drafted center was Dave Huffman in the 2nd-round (#43) in 1979...Marks the 1st time an NC State O-lineman has been taken in the 1st round since guard Jim Ritcher by Buffalo at #16 in 1980...The selection gives NC State consecutive seasons with a 1st-rounder, joining DE Bradley Chubb to Denver in 2018, who the Vikings will face in the regular season at US Bank Stadium on November 17.

COLLEGE Made transition from TE to OL as a redshirt freshman in 2015...Started 39 of the 48 college games he played, including the final 39 straight...Capped college career by earning the Rimington Award as the top center in the country...Consensus All-America as a senior...Earned 1st Team All-ACC as a senior from conference and 1st-Team by media as a junior and honorable mention by the ACC...A semi-finalist for the Outland Trophy as a senior, the only center among the semi-finalists...Served as a team captain as a senior...Team went 9-4 as a junior and senior, ending season ranked #23 in 2017 following a win over Arizona State in the Sun Bowl...Played final college game in Gator Bowl loss to Texas A&M...Beat Vanderbilt to end sophomore season in Independence Bowl and lost Belk Bowl to Mississippi State as a redshirt freshman in 2015...Redshirted as a TE during first season in 2014...During final 3 seasons, he blocked for 3 different 1,000-yard rushers and protected the QB as he broke the 3,000-yard mark each year...As a senior, he paved the way for the Wolfpack to have a 1,000-yard rusher (1,091 by Reggie Gellaspay), 3,000-yard passer (3,928 by Ryan Finley) and a pair of 1,000-yard receivers (1,186 by Kelvin Harmon and 1,047 by Jakobi Myers)...During junior campaign, the Wolfpack's RB Nyheim Hines broke the 1,000-yard mark (1,113), Harmon had 1,017 yards receiving and Finley threw for 3,514



yards...In his first season as a starter at guard, Matt Dayes ran for 1,166 yards and Finley threw for 3,059.

PREP Led Charlotte Christian to North Carolina Independent Schools Athletic Association state titles in 2012 and 2013 as a junior and senior...Standout TE on DE...Hauled in 12 receiving TDs as a prep, 6 of those as a senior...Ranked as #58 TE in the country by Scout.com and #54 by ESPN...Standout baseball catcher.

CENTER OF ATTENTION

The Vikings selected Garrett Bradbury with the #18 pick in the 2019 Draft, the highest pick and only 1st-rounder ever used by the team on a center. He won the Rimington Award, an award shared by fellow Vikings lineman Pat Elflein and that has been won by 3 players who went on to suit up for the Vikings. The award began in 2000 and is bestowed annually on the top collegiate center in the nation.

VIKINGS RIMINGTON AWARD WINNERS

PLAYER, SCHOOL	YEAR
Dan Mozes, West Virginia	2006
Pat Elflein, Ohio State	2016
Garrett Bradbury, North Carolina State	2018

3-MAN WOLFPACK



Ted Brown



Dewayne Washington

The Vikings have selected 3 players in team history from North Carolina State in the 1st round. Ted Brown and Dewayne Washington had productive Vikings careers. Washington was an All-Rookie choice and Brown ended his Vikings tenure with over 4,500 yards rushing. The Vikings have drafted 5 USC players in the 1st round for the team-high.

VIKINGS FIRST ROUNDERS FROM NORTH CAROLINA STATE

PLAYER, POSITION	YEAR, PICK
Ted Brown, RB	1979, #16
Dewayne Washington, CB	1994, #18
Garrett Bradbury, C	2019, #18



84

IRV SMITH, JR.

POSITION: Tight End
HEIGHT/WEIGHT: 6-2/242
DOB: 8-9-98
HOMETOWN: New Orleans, LA

HIGH SCHOOL: Brother Martin
COLLEGE: Alabama
ACQUIRED: Draft 2 (#50) 2019
NFL/VIKINGS SEASON: R

- Went 41-3 overall at Alabama, won 2017 National Championship, played in national title game all 3 seasons and won SEC Championships in 2016 and 2018.
- Teammates at Alabama with Trevon Diggs, the younger brother of Vikings WR Stefon Diggs.
- Father, Irv, was a 1st-round pick by New Orleans Saints as a TE and uncle, Ed, played TE in the NFL.

OFF THE FIELD Comes from football family that includes father, Irv, Sr., and his uncle, Ed, who played in the NFL...Father was 1st-round pick of the Saints in 1993 (#20 overall) and went on to play 7 seasons with New Orleans (5), San Francisco (1) and Cleveland (1), catching 183 passes with 15 TDs in 95 career games...Uncle, Ed, played in the NFL from 1997-99 with Washington, Atlanta, Philadelphia and Detroit after pursuing a baseball career in the minor leagues with several franchises...Ed caught a pass for Atlanta against the Vikings in the 1998 NFC title game...Born in Arizona and lived there until age 14 when family moved to New Orleans...Majored in kinesiology at Alabama...Hopes to open a gym following his football career.

PRO Declared for the NFL Draft following his junior season at Alabama...The highest-drafted Viking from Alabama since taking LB Dwayne Rudd in 1st round (#20) in 1997...Was 1 of 10 Tide players drafted in 2019 to lead all schools and part of an NFL-high 64 SEC players drafted...Alabama has had 10+ players drafted in each of the past 3 Drafts...Selected with #50 overall pick, only the 2nd Viking selected at that spot in team history, joining RB Ed Marinaro from Cornell in 1972.

COLLEGE Set Alabama record for TD catches in a season by a TE with 7 and yards with 710 as a junior in 2018...Declared for NFL Draft following his junior year...Was the 4th of 10 Alabama players drafted in 2019...Named 2nd-team All-SEC by league coaches and a 2nd-Team All-America choice by the AFCA...



Ranked 4th on team with 44 catches, 710 yards and 7 TDs, averaging 16.1 yards per catch...Had 28 of his catches result in a 1st down or TD and had 11 catches of 20+ yards...Bama offensive player of the week for Texas A&M game with 4 catches for 74 yards and a long of 42...Had 4 catches for 43 yards in national title game against Clemson...Had 19-yard catch vs. Georgia in SEC title game that set up winning TD...Scored 76-yard TD on 1st play of game vs. Arkansas en route to a career-best 123-yard day...Caught TDs in 4 straight games vs. Arkansas, Missouri, Tennessee and LSU...Started 4 of the 14 games he played as a sophomore for the national champions...Had 14 catches for 128 yards and 3 TDs...Made 1st start vs. Ole Miss...Reeled in 1st TD on a 14-yarder from Jalen Hurts...Caught TDs against LSU and Mercer...Caught 1st career passes vs. Fresno State...Had catch vs. Clemson in national semifinal game and played in title game vs. Georgia but did not have a catch...Played in 9 games but did not record any catches as a true freshman in 2016.

PREP Earned Honorable Mention 5A All-State as a senior at Brother Martin High in New Orleans...Tabbed as a 4-star recruit by ESPN.com and rated by them as the #6 TE prospect in the nation...Had 31 catches for 558 yards and 4 TDs as a senior...Played in Louisiana East-West All-Star game.

SMITH'S COLLEGIATE TOTALS

Year	GP/GS	RECEIVING				
		No.	Yds.	Avg.	Lg.	TD
2016	9/0	0	0	0.0	0	0
2017	14/5	14	128	9.1	14	3
2018	15/9	44	710	16.1	76	7
Totals	38/14	58	833	14.4	76	10

LIKE FATHER, LIKE SON

The Vikings 2nd-round pick, TE Irv Smith, Jr., is a familiar name in the NFL. His father, Irv, Sr., was a 1st-round pick by New Orleans in 1993 (#20) and played from 1993-99 with New Orleans (1993-97), San Francisco (1998) and Cleveland (1999). His uncle, Ed, played TE in the NFL from 1997-99.





25 ALEXANDER MATTISON

POSITION: Running Back
HEIGHT/WEIGHT: 5-11/221
DOB: 6-19-98
HOMETOWN: San Bernadino, CA

HIGH SCHOOL: San Bernadino
COLLEGE: Boise State
ACQUIRED: Draft 3 (#102) 2019
NFL/VIKINGS SEASON: R

- Named to the All-Mountain West First Team in 2018 and Honorable Mention in 2017, led MWC in rushing in 2018.
- Two-time Academic All-Mountain West and Mountain West Scholar Athlete (2016-17).
- Entered the NFL Draft following his junior season at Boise, ranking 10th in Bronco history with 2,829 rushing yards.

OFF THE FIELD Majored in communication at Boise State... Son of Pearl Mattison and the late Darrell Patterson...Has two older twin brothers, Lamarr and Darrell Jr. ...Father, Darrell, and grandfather, James Mattison, served in the U.S. Air Force and uncle, Lawrence Mattison, served in the U.S. Army...Bilingual and fluent in Spanish...Participated in the Power to Change Movement...Was featured as a speaker at the Integrated New Families Opportunity graduation at Ecclesia Christian Center in 2015...Active in Make-A-Wish programs at Boise State.

PRO Selected with the 102nd overall choice, the 39th pick in the 3rd round, in 2019...Pick #102 is the same as Kirk Cousins (Washington, 2012)...The first Boise State Bronco to be drafted by the Vikings...The lone Bronco drafted in 2019, joins a list of recent RBs from the school selected that includes Jay Ajayi (2015, 5th round) and Doug Martin (2012, 1st round)...A Boise player has been selected in each of the past 10 NFL Drafts.

COLLEGE Played in all 40 games during his Boise career, helping team to Mountain West title in 2017 and capped that season with a win over Oregon in the Las Vegas Bowl to finish

11-3...Junior campaign ended with 10-3 mark, losing MW title game to Fresno State in OT and final collegiate game was cancelled due to weather against Boston College in the First Responder Bowl in Dallas...Team went 10-3 as a freshman, falling to Baylor in the Cactus Bowl at Chase Field in Phoenix... Became the first Boise State player to claim a Mountain West rushing crown in 2018...Posted 10 games with 100+ yards and 3 of 200+ yard career rushing games...Ended Broncos career tied for 2nd in school history with 3 games of 200+ yards... Recorded 17 TDs his senior campaign which led the Mountain West conference and ranked tied for 7th in the FBS...Ranked 8th in the country in rushing yards in 2018...Ranked 3rd in FBS with 302 rushing attempts...Finished in the top 10 nationally in rushes (302), rushing yards (1,415) and rushing TDs (17) as a junior for the Broncos in 2018...Tied school record with 40 rushing attempts vs. Fresno State (12/1/18)...Part of Boise's passing game during his 3-year career, catching 60 passes for 511 yards (8.5) and 1 TD.

PREP Three-star recruit from San Bernadino HS...Twice named to the San Bernadino Sun First Team (2014-15)...Selected to play in both the Inland Valley Football Classic following his senior season...Ran for over 2,000 yards in each of his final two seasons, going for 2,017 yards and 26 touchdowns as a junior and 2,057 yards and 22 touchdowns in 2015...Won a league wrestling title at 195 pounds and was named all-league as a junior...Also ran track, winning the Mountain Valley League title in the 110 hurdles...Boasted a 4.7 cumulative grade-point average.

CARRYING A HEAVY LOAD

Vikings 3rd Round pick Alexander Mattison ranked 3rd in FBS football in 2018 with 302 carries on the season, ranked tied for 7th with 17 rushing TDs and ranked 8th with 1,415 rushing yards. He tied a BSU record with 40 rushes in a game in 2018.

2018 FBS FOOTBALL RUSHING LEADERS

PLAYER, SCHOOL	RUSHING ATTEMPTS
Jonathan Taylor, Wisconsin	307
Alexander Mattison, Boise State	302
Eno Benjamin, Arizona State	300

2018 FBS FOOTBALL RUSHING LEADERS

PLAYER, SCHOOL	RUSHING TDs
Travis Etienne, Clemson	24
Darrell Henderson, Memphis	22
Devin Singletary, Florida Atlantic	22
Michael Warren, Cincinnati	19
Reggie Gallaspy, North Carolina State	18
Trayvon Williams, Texas A&M	18
Alexander Mattison, Boise State	17
Kelvin Hopkins, Army (QB)	17



MATTISON'S COLLEGIATE TOTALS

Year	GP/GS	RUSHING						RECEIVING					
		Att.	Yds.	Avg.	Lg.	TD	No.	Yds.	Avg.	Lg.	TD		
2016	13/0	67	328	4.9	19	4	5	54	10.8	19	0		
2017	14/9	212	1,086	5.1	70	12	28	284	10.1	36	1		
2018	13/13	302	1,415	4.7	59	17	27	173	6.4	23	0		
Total	40/22	581	2,829	4.9	70	33	60	511	8.5	36	1		



73

DRU SAMIA

POSITION: Guard
HEIGHT/WEIGHT: 6-5/305
DOB: 8-22-97
HOMETOWN: Sacramento, CA

HIGH SCHOOL: River City
COLLEGE: Oklahoma
ACQUIRED: Draft 4 (#114) 2019
NFL/VIKINGS SEASON: R

• Started on 3 College Football Playoff semi-finalist teams as a freshman, junior and senior and won Big 12 each of those years.

• Blocked for Heisman winning QBs Baker Mayfield and Kyler Murray at OU

• One of 4 Oklahoma offensive linemen selected in the 2019 NFL draft, joining OG Cody Ford (Buffalo, Rd. 2, #38), OT Bobby Evans (LA Rams, Rd. 3, #97) and OG Ben Powers (Baltimore, Rd. 4, #123).

OFF THE FIELD Graduated from Oklahoma in the summer of 2018 with a degree in communications...Last name pronounced sah-MEE-uh...Aspires to own a gym and athlete training facility following his football career...Plans to be active with breast and ovarian cancer causes to honor family and friends afflicted with the diseases.

PRO Selected in the 4th round (#114) of the 2019 NFL Draft... Samia's pick was announced by Vikings HOF head coach Bud Grant...Minnesota traded up 6 spots in the 4th round to select the Oklahoma OG.

COLLEGE Played on OU teams that went 46-8 during his career, never losing more than 2 games in a season...Won Big 12 titles in 2015, '17, '18 and advanced to National Championship Playoffs semi-finals as a senior in 2018, falling to Alabama 45-34, as a junior in 2017, losing a dramatic 2-OT game 54-48 and as a freshman, falling to Clemson...Settled into starting role at RG for final 3 years at OU after beginning career at RT... Started 48 career games and played in 52...Lost Orange Bowl to Clemson as a freshman, won Sugar Bowl over Auburn as a sophomore, lost national semi-final to Georgia in 2-OT as a junior and played Alabama in national semi-finals to end college career...Started all 14 games at right guard as a senior in 2018 and did not give up a sack...Named a 2nd-Team All-American by the AFCA and AP...Named Tri-Big 12 Offensive Lineman of the Year by league's coaches...Polynesian Player of the Year finalist...A 1st-Team All-Big 12 selection by league's

coaches and the AP...Member of an OU offensive line unit that won Joe Moore Award...A 2nd Team Academic All-Big 12 selection...One of two players to receive Oklahoma's Don Key award...As a junior in 2017, played in 13 games and made 12 starts (all at RG)...A 2nd-Team All-Big 12 choice by league's coaches...An Academic All-Big 12 1st-Team honoree and a CoSIDA Academic All-District selection...Started all 13 games as a sophomore in 2016, opening the season at RT vs. Houston before starting at RG every game afterward...An honorable mention All-Big 12 selection by the league's coaches...Did not give up a sack in 597 snaps...Named to the Academic All-Big 12 2nd Team...Played in 12 games with 9 starts at RT as a freshman in 2015...Made Sooners debut with start at RT against Akron (9/5), becoming one of 10 freshmen in OU history to start at OT.

PREP Ranked by Rivals, Scout and 247Sports as a 4-star recruit and by ESPN as a 3-star prospect...Recognized as No. 136 player overall nationally by Scout...Rated as country's No. 13 offensive tackle according to Scout and No. 23 by Rivals...Slotted as No. 14 offensive guard in country by Scout, No. 44 by 247Sports and No. 59 by ESPN...Chosen as No. 21 player in state of California by Scout, No. 38 by Rivals, No. 56 by 247Sports and No. 93 by ESPN...Ranked 136th in West Region by ESPN...Invited to The Opening showcase event...Also had offers from Arizona, Texas Tech and UCLA, among others.



CORE FOUR

Vikings 4th Round pick Dru Samia and fellow Oklahoma OL Cody Ford, Bobby Evans and Ben Powers made history in 2019, marking the first time since the 1970 NFL/AFL merger 4 OL from the same school were selected in the first 4 rounds of a single NFL Draft. OU went 46-8 from 2015-18, winning 3 Big 12 titles and going to national playoff semi-finals 3 times.

OKLAHOMA OFFENSIVE LINEMEN, 2019 NFL DRAFT

PLAYER, POSITION	ROUND	PICK	TEAM
Cody Ford, G.....	2	38	Buffalo
Bobby Evans, T.....	3	97	LA Rams
Dru Samia, G.....	4	114	Minnesota
Ben Powers, G.....	4	123	Baltimore



59

CAMERON SMITH

POSITION: Linebacker
HEIGHT/WEIGHT: 6-2/238
DOB: 3-26-97
HOMETOWN: Roseville, CA

HIGH SCHOOL: Granite Bay
COLLEGE: Southern California
ACQUIRED: Draft 5 (#162) 2019
NFL/VIKINGS SEASON: R

• USC captain as a junior and senior, earning team MVP as a senior.

• Started 9 games as a true freshman and was on pace to be 1st true freshman to lead USC in tackles since records were kept in 1954 before injury cut season short after 10 games.

OFF THE FIELD Earned degree in communications in May 2018...Grandfather, Bob Lakata, played basketball at Duke in 1955-58...Did an internship at California's Melville Winery in summer of 2017...Avid outdoorsman, enjoys hunting and fishing in his free time...Interested in outdoors guiding as a career after football...Grandfather served in the Army...His selection in the Draft was read on NFL Network by 99-year old Minnesota media icon Sid Hartman.

PRO The 4th Pac 12 linebacker the Vikings have drafted in the past 6 drafts- joining Anthony Barr (2014), Eric Kendricks (2015), Devante Downs (2018)...Selected in the 5th Round (#162 overall)...The 1st USC LB drafted by the Vikings since Dennis Johnson in 1980 (4th round)...The last USC player selected by the Vikings is Everson Griffen in 2010 (4th round).

COLLEGE Named USC's MVP following his senior season and served as a team captain as a junior and senior...Led Trojans in tackles as a sophomore, junior and senior, the 1st USC player to lead the team in stops 3 straight seasons since Dennis Johnson in 1977-78-79...Started 44 of his 47 career games...Started 9 of the 10 games he played as a true freshman in 2015 before being sidelined by injury...Led the team in tackles at the time of his injury and was on pace to be the 1st true freshman to lead the team in tackles since records were kept in 1954...Earned 1st Team All-Pac 12 as a junior and 2nd Team honors as a sophomore and senior...Started 26 games and

played in 27 games as sophomore and junior but was limited to 10 games and 9 starts as a senior...Led USC with 81 tackles as a senior while playing in 10 games, missing 2 games with injury...Honored as Trojans MVP...Team went 5-7 and did not qualify for bowl game...Named 2nd Team All-Pac 12...Led team with career-high 112 tackles as a junior in 2017 and started 13 of 14 games...Won Pac 12 title game over Stanford and went on to play Ohio State in Cotton Bowl, ending season 11-3, his best record...A 1st Team All-Pac 12 honoree and was a semi-finalist for the Butkus Award and Lott IMPACT Trophy...Started all 13 games as a sophomore in 2016 and led team with 83 tackles...USC was 10-3, won the Rose Bowl over Penn State in a 52-49 thriller but was ejected from game for 2nd half for targeting penalty...Posted career-best 15 tackles at Utah...Made immediate impact for USC, starting 9 of the opening 10 games of the season before being sidelined with knee injury...Had 78 tackles and was on pace to lead the team in tackles before injury...Honorable Mention All-Pac 12 and won the USC John McKay Award recognizing the underclassman with the most competitive spirit...Named to multiple Freshman All-America teams...Was the 1st USC true freshman to start a season opener at LB when he did so against Arkansas State since Riki Ellison in 1978...Had career game against Utah when he snared 3 INTs, returning a 54-yarder for TD and adding returns of 41 and 27 yards.

PREP Helped team to state championship in 2012 as a sophomore...Ended career with 11 INTs...Earned 1st Team All-State honors and recognized as Prep Star All-America as a senior LB at Granite Bay High when he had 148 tackles, 3 FF, 2 FR and 4 INTs (2 went for TDs)...An All-State Junior 1st Team honoree...All-State Sophomore 1st-Teamer...Standout in baseball and wrestling.

SMITH'S COLLEGIATE TOTALS

Year	GP/GS	Solo	Asst.	Total	Sacks	INTs	PBU	TFL	QBH	FF/FR
2015	6/0	45	33	78	1.0	3	-	3	-	0/1
2016	16/15	45	38	83	7.0	0	-	4	-	0/1
2017	4/4	60	52	112	11.0	1	-	3	-	0/1
2018	16/16	58	23	81	7.5	0	-	4	-	0/0
Totals	47/44	208	146	354	26.5	4	-	14	-	0/3



The 2019 Vikings draft class features 12 players, the most drafted by the Vikings in the 7-round era of the NFL Draft, which began in 1994.



96

ARMON WATTS

POSITION: Defensive Tackle
HEIGHT/WEIGHT: 6-5/298
DOB: 7-22-96
HOMETOWN: St. Louis, MO

HIGH SCHOOL: Christian Brothers
COLLEGE: Arkansas
ACQUIRED: Draft 6a (#190) 2019
NFL/VIKINGS SEASON: R

- Led Arkansas with 7.0 sacks as a senior, all 7 of his career.
- Paul Eells (perseverance through adversity) and Dan Hampton (defensive lineman of the year) award winners as a senior.

OFF THE FIELD Majored in recreation and sport management...Two-time SEC Academic Honor Roll member...Enjoys fishing in his free time...Has a daughter, Niya.

PRO Selected in the 6th round (#190) of the 2019 NFL Draft...The 8th player drafted from Arkansas in Vikings history...Coached by Vikings coaches Adam Zimmer and Rob Rodriguez at the East-West Shrine Bowl, Zimmer was Head Coach of the West squad and Rodriguez coached the defensive line.


COLLEGE Appeared in 29 career games, starting 11...Finished

career with 62 tackles, 9.5 tackles for loss, 7.0 sacks, and 3 FFs...Moved into the starting lineup as a senior in 2018...Led the Razorbacks with 7.0 sacks among his defensive line-leading 49 tackles, 8.5 TFLs and 3 forced fumbles...Career-high 7 tackles on the road at Missouri...Posted sack streaks of 3 games twice during 2018...Appeared in 5 games in 2017 while totaling 11 tackles...In 2016, appeared in 1 game against Mississippi State...Saw action in 11 games as a redshirt freshman and made 2 solo tackles (Tennessee, Auburn) in 2015...Redshirted for the 2014 season.

PREP Ranked as the 10th-best prospect from Missouri when leaving Christian Brothers High School...As a senior, advanced to the 3rd round of the Class 6A state playoffs...Tallied 66 tackles with 14.5 tackles for loss and 5 sacks...Team won 2014 state title.

WATT'S COLLEGIATE TOTALS

Year	GP/GS	Solo	Asst.	Total	Sacks	INTs	PBU	TFL	QBH	FF/FR
2015	11/0	2	0	2	0.0	0	0	0.0	-	0/0
2016	1/0	0	1	1	0.0	0	0	0.0	-	0/0
2017	5/0	8	3	11	0.0	0	0	1.0	-	0/0
2018	12/11	25	24	49	7.0	0	2	8.5	-	3/0
Totals	29/11	35	27	62	7.0	0	2	9.5	-	3/0



39

MARCUS EPPS

POSITION: Defensive Back
HEIGHT/WEIGHT: 6-0/191
DOB: 1-27-96
HOMETOWN: Los Angeles, CA

HIGH SCHOOL: Edison
COLLEGE: Wyoming
ACQUIRED: Draft 6b (#191) 2019
NFL/VIKINGS SEASON: R

- Named a finalist for 2018 Burlsworth Trophy, awarded to the most outstanding football player in America who began his career as a walk-on.
- Redshirted as a true freshman in 2014 and earned a starting spot at safety and was rewarded with a scholarship in 2016.

OFF THE FIELD Earned a degree in communication at Wyoming...Has a son, Braxton, with girlfriend, Megan...Hopes to coach or train athletes following his football career.

PRO Selected in the 6th round (#191 overall) of the 2019 NFL Draft...Fourth player to ever be drafted from Wyoming...Third-highest Cowboy selected by Minnesota.

COLLEGE 4-year starter at Wyoming appearing in 50 games, starting every contest in his career...Began UW career as a walk-on player...Voted team captain 3 seasons (2016-18) and

made consecutive bowl appearances in back-to-back years (2016-17)...Cowboys made their 1st appearance in the Mountain West Championship game in 2016...Concluded his career with 325 tackles and finished only 9 tackles away from the Wyoming career Top 10...Tied for 12th among all active FBS players in career interceptions with 9, where he ranked No. 23 in the nation among active players with career solo tackles, averaging 4.3 per game...Had his best season as a sophomore, wrapping up 111 total tackles (72 solo), 3 INTs and 6 TFL...Compiled 63 tackles, 1.0 sacks and 6.5 TFL as a senior.

PREP Attended Edison High School in Huntington Beach, CA... In his 2 seasons, he recorded 99 tackles, including 74 as a senior...Had 3 INTs his senior season with 1 returned 60 yards for a TD...Had 20 receptions as senior for 283 yards grabbing 14.2 per reception...Earned All-Sunset League honors in football as a senior.

EPPS' COLLEGIATE TOTALS

Year	GP/GS	Solo	Asst.	Total	Sacks	INTs	PBU	TFL	QBH	FF/FR
2015	11/11	59	24	83	0.0	2	6	2.0	-	1/0
2016	14/14	72	39	111	0.0	3	9	6.0	-	2/3
2017	13/13	42	26	68	1.0	4	8	5.0	-	1/1
2018	12/12	42	21	63	1.0	0	8	6.5	-	1/0
Totals	50/50	215	110	325	2.0	9	31	19.5	--	5/4



74

OLISAEMEKA UDOH

POSITION: Tackle
HEIGHT/WEIGHT: 6-5/323
DOB: 2-14-97
HOMETOWN: Fayetteville, NC

HIGH SCHOOL: Sanford
COLLEGE: Elon
ACQUIRED: Draft 6c (#193) 2019
NFL/VIKINGS SEASON: R

• Interested in pursuing career in medicine like his parents following his football career.

• First player drafted out of Elon since WR Aaron Mellette was a 7th round selection by the Baltimore Ravens in 2013.

OFF THE FIELD Name is pronounced OH-lee-suh-MEE-kah OO-doh, translates to "God is good"...Earned degree in exercise science in Spring 2018, playing final season at Elon as a graduate...Parents, Benjamin and Rita, are a doctor and nurse in their own medical practice, Hanora Medical Center in Fayetteville...Both parents were born in Nigeria and the family regularly visits relatives there...Sister Ona is a starter on the Wake Forest WBB team and led squad with 41 blocks in 2018-19...Younger brother, Ezemrudi, is a highly recruited football player entering senior season at Sanford High.

PRO Selected in the 6th round (#193) in the 2019 NFL Draft... The 2nd Elon player drafted by the Vikings, following WR Joe Randolph (12th Rd., 1992)...Is the highest-drafted Elon player since RB Jimmy Smith by Washington in 1984 (4th Rd., #102)... Only 2nd Elon Phoenix offensive lineman drafted, the other being T Sal Gero by Washington in the 25th round of the 1952

Draft...His East team in East-West Shrine Game faced Vikings LB coach Adam Zimmer who coached the West squad.

COLLEGE Started 45 consecutive games after redshirting in 2014...As a redshirt senior in 2018, earned a Phil Steele FCS 1st Team All-America honors after the season...Earned an invite to the NFL Combine, Senior Bowl and East-West Shrine game...A 1st Team All-Colonial Athletic Association pick as a senior...Elon averaged 199.5 yards per game on the ground to finish 2nd in the CAA in 2018...Helped Elon to a 8-4 record in 2017 and a berth in the FCS Playoffs and went 6-5 as a senior with a playoff berth...Lost to Wofford in 2018 to end college career in postseason...Dropped game to Furman in 2017 playoffs...Helped team rebound from a 2-9 mark as a sophomore to earn consecutive playoff berths as a junior and senior.

PREP Earned 2nd Team Cape Fear Region honors following his senior season... Helped program to state playoff appearances in both 2012 and 2013...Was a NCHSAA student-athlete honoree in both 2012 and 2013...An A/B honor roll student..Played 1 season of offensive line as a senior, played DL as sophomore and junior.



38

KRIS BOYD

POSITION: Cornerback
HEIGHT/WEIGHT: 5-11/210
DOB: 9-12-96
HOMETOWN: Gilmer, TX

HIGH SCHOOL: Gilmer
COLLEGE: Texas
ACQUIRED: Draft 7a (#217) 2019
NFL/VIKINGS SEASON: R

• Teammates and friends of Vikings CBs Holton Hill and Duke Thomas at Texas and works under Vikings DB coach Jerry Gray, a Longhorn All-America and College Football Hall of Famer.

OFF THE FIELD Majored in youth and community studies... Comes from football family that includes younger brother, Demarco, a LB at Texas and cousins Bobby Taylor and Curtis Brown who played in the NFL.

PRO Selected in the 7th round (#217), the 1st of 4 picks by the Vikings in the 7th round...The 1st Longhorn drafted by Vikings since DE Brian Robison in 2007.


COLLEGE Appeared 51 games with 33 starts...Earned 1st Team All-Big 12 as a senior and 2nd Team as a junior...Capped career with 191 tackles, 141 of those solo stops, 4 INTs, 4 FF, 3 FR and 40 passes defended...Key part of UT transformation under head coach Tom Herman, capping college career with a 28-21 win over Georgia in Sugar Bowl to finish 2018 season 10-4 after posting consecutive 5-7 seasons in 2015 and 2016 before

Herman took over in 2017...Played in 14 and started 13 games as a senior...Ranked 5th on team in tackles and led team with 16 PD...Team beat Oklahoma in regular season but lost in Big 12 title game to Sooners in 2018...Started 12 of 13 games played as a junior in 2017...Ranked 5th on team in tackles but led with 15 PD...Had career-high 13 tackles vs. Oklahoma State...Team was 7-6 and beat Missouri in Texas Bowl...Started final 8 games and played in 12 as a sophomore...Snared Patrick Mahomes pass for 1st career INT to seal win at Texas Tech...Played in all 12 games as true freshman...Season-high 7 tackles vs. Oklahoma State...Had spot duty as a KO return man.

PREP Selected to play in the U.S. Army All-American Bowl...A 2nd Team 4A All-State honoree as a senior by Texas Sportswriters and Honorable Mention by AP...Scout rated him as #8 player in Texas and #2 CB...Team was 16-0 as senior to claim 4A Division 2 state title and played in title game in 2012...Notched 1,000+ yards rushing 3 times in high school...Set Texas record on 4x200 team at 1:25.49.

BOYD'S COLLEGIATE TOTALS

Year	GP/GS	Solo	Asst.	Total	Sacks	INTs	PBU	TFL	QBH	FF/FR
2015	12/0	9	7	16	0	0	0	0	-	1/0
2016	12/8	45	6	51	0	1	6	1.5	-	2/2
2017	13/12	38	19	57	0	2	17	0.5	-	0/0
2018	14/13	49	18	67	1	1	17	4.5	-	1/1
Totals	51/33	141	50	191	1	4	40	6.5	--	4/3



17

DILLON MITCHELL

POSITION: Wide Receiver
HEIGHT/WEIGHT: 6-2/198
DOB: 5-16-97
HOMETOWN: Memphis, TN

HIGH SCHOOL: White Station
COLLEGE: Oregon
ACQUIRED: Draft 7b (#239) 2019
NFL/VIKINGS SEASON: R

• Set an Oregon single-season record with 1,184 yards receiving in 2018 which led the Pac-12.

• As a junior, led Pac-12 in 20-yard (20), 30-yard (10), 40-yard (5) and 50-yard (4) pass plays.

• Caught game-winning 28-yard TD in the 2018 Redbox Bowl win vs. Michigan State to earn Offensive MVP of the game.

OFF THE FIELD Engaged to Deajah Stevens who ran track at Oregon and is a member of Team USA Track and Field...Brother, Jacobly Hewitt, is a WR for Indiana University...Enjoys bowling and watching movies...Aspires to be the Mayor of Memphis following his football career...Political science major.

PRO Selected in the 7th round (#239) in the 2019 NFL Draft... Third player drafted from Oregon in Vikings history...Part of 12-member Vikings draft class, the biggest since the 7-round draft began in 1994.

COLLEGE Appeared in 31 career games, starting 25...Finished his career with 119 receptions, 1,710 receiving yards and 14 receiving TDs...Had 8 TDs of 25+ yards in his career...As a junior, the Ducks' top receiver set an Oregon single-season record with 1,184 receiving yards in 2018...Snagged 10 TDs on 75 receptions which was 3rd best in the Pac-12...Career-high receiving yards versus Stanford totaling 239 on 14 receptions...49 of 75 catches as a junior went for 1st downs, best in the Pac-12...Posted 6 games of 100+ yards in conference play, most in the nation... Named to AP and Coaches Pac-12 All-Conference 2nd Team...

Started 12 games as a sophomore and led team in receptions (42) and receiving yards (517) while catching 4 TDs...20 receptions resulted in 1st downs...Season-highs in catches (9) and yards (143) with a career-long 67-yard catch vs. Boise State in the Las Vegas Bowl...Added 11 punt returns for 89 yards... Injured in 6 games as a freshman catching 2 passes.

PREP Named Tennessee's Gatorade Player of the Year as a senior...Top football prospect in the state of Tennessee ranked by Rivals...Two-time First Team All-State selection...Awarded the Tennessee Titans Mr. Football Award after catching 62 passes for 1,143 yards and 31 total TDs in 2015...Tallied 6 TDs in 2 separate games with 4 scores coming from 77 yards or longer versus Arlington...Voted 2015 All Region 6A Player of the Year... Standout point guard on the basketball team and was mentored by his uncle and former NBA star, Penny Hardaway.

MITCHELL'S COLLEGIATE TOTALS

Year	GP/GS	RECEIVING				
		No.	Yds.	Avg.	Lg.	TD
2016	6/0	2	9	4.5	6	0
2017	12/12	42	517	12.3	67	4
2018	13/13	75	1,184	15.8	67	10
Totals	31/25	119	1,710	14.4	67	14



81

OLABISI JOHNSON

POSITION: Wide Receiver
HEIGHT/WEIGHT: 6-0/204
DOB: 3-17-97
HOMETOWN: Lakewood, CO

HIGH SCHOOL: Bear Creek
COLLEGE: Colorado State
ACQUIRED: Draft 7c (#247) 2019
NFL/VIKINGS SEASON: R

• Caught a career-high 54 passes for 796 yards (14.7) and 4 TDs, with a long of 58, to rank 2nd on the team behind only All-American Preston Williams in 2018.

• Recorded 5 games of 100+ yards in his career at CSU (1 - 2016, 1 - 2017, 3 - 2018 and one 200-yard receiving game in 2016.

• Had 7 receptions for 2 TDs vs. Idaho (12/22/16) to set CSU record with 265 receiving yards in a single contest.

OFF THE FIELD Nickname is Bisi...Son of Bode and Traci Johnson...Father, Bode, attended college at Federal Polytechnic in Nigeria...Earned degree in hospitality management in December 2018.

PRO Selected in the 7th round (#247) in the 2019 NFL Draft... The 6th player drafted from Colorado State, first WR.

COLLEGE Appeared in 49 career games, starting 27... Finished his career with 125 receptions for 2,019 yards and 11 touchdowns...Set the CSU single-game record for with 265 receiving yards on a career-high 7 receptions, with 2 TD catches vs. Idaho in the Famous Idaho Potato Bowl game (12/22/16)... Moved in the top ten in CSU history in career receiving yards...

Became the tenth Ram to have more than 2,000 career receiving yards.

PREP Committed to CSU from Bear Creek HS...Earned 1st Team All-Colorado honors as a senior...Team captain in 2013 and 2014...Led the Bears rushing for 698 yards and nine touchdowns, and caught 25 passes for 402 yards and three touchdowns... Defensively grabbed 100 tackles (74 solo)...Won the 2014 Class 5A Colorado 110-meter hurdles with a winning time of 14.34... Holds school record in the 4x100 relay.

JOHNSON'S COLLEGIATE TOTALS

Year	GP/GS	RECEIVING				
		No.	Yds.	Avg.	Lg.	TD
2015	13/1	2	15	7.5	13	1
2016	13/8	28	613	21.9	73	4
2017	12/7	41	595	14.5	48	2
2018	11/11	54	796	14.7	58	4
Totals	49/27	125	2,019	16.2	73	11



58

AUSTIN CUTTING

POSITION: Long Snapper
HEIGHT/WEIGHT: 6-3/245
DOB: 10-27-96
HOMETOWN: Keller, TX

HIGH SCHOOL: Central
COLLEGE: Air Force
ACQUIRED: Draft 7d (#250) 2019
NFL/VIKINGS SEASON: R

- The 1st long snapper drafted in Minnesota Vikings history, and the only long snapper selected in the 2019 NFL Draft.

- The 8th Air Force player to be drafted in the NFL and the 1st since 1999 to be selected.

OFF THE FIELD Has two older brothers...Grandfather served in US Navy...Mother is an elementary school physical education teacher...Member of Cadet Squadron 17 and 37 while at Air Force...Majored in management, earning his degree in spring 2019...Completed Operations Air Force, a class in engineering and was on the cadet cadre.

PRO Selected in the 7th round (#250) in the 2019 NFL Draft, the selection was made by retiring Vikings scout Scott Studwell as he concluded his final draft with the team after 28 years in the front office along with 14 as a player...The 1st player to be drafted out of Air Force since DE Bryce Fisher (#248, Buffalo) in 1999 and 8th overall in program history...Most accomplished Air Force player in the NFL was DT Chad Hennings, who played in 119 games with 72 starts for Dallas from 1992-2000, playing under Cowboys assistant coach Mike Zimmer from 1994-2000.

COLLEGE Appeared in 35 career games as the team's long snapper, including all 12 as a senior in 2018...Served as team's primary long snapper for his final 3 seasons...Falcons best season during his tenure was 2016 when team went 10-3, won Commander in Chief trophy and topped South Alabama in Arizona Bowl...The 2015 squad played in the Armed Forces Bowl against Cal and went 8-6, earning a berth in the Mountain West title game...Air Force went 5-7 in each of his final 2 seasons...Invited to the 2019 NFLPA Collegiate Bowl...Was accurate on 96.8% of his snaps for his career, according to Pro Football Focus...Was off target on only 2 snaps as a senior in 2018, posting a 98% accuracy mark...Helped Air Force convert 10-of-14 FG attempts in 2018, 10-of-13 FG attempts in 2017 and 22-of-25 FG attempts in 2016...Air Force converted 137-of-139 (98.6%) of its PAT attempts from 2016-18 while Cutting served as long snapper.

PREP Lettered 3 years each in football, track and power lifting...Honorable mention all-conference in football as a junior...First-team all-district as a senior while playing center...Coached by Bart Helsley at Central.

2019 VIKINGS ROOKIE FREE AGENTS

#46 Micah Abernathy // S // Tennessee 6-0, 195 // Atlanta, GA

- Appeared in 44 games with 30 starts over his collegiate career with the Vols holding down his safety spot
- Started all 30 games in his final 3 seasons, starting 30 of the 32 games over that span
- Started all 8 games he played as a senior, missing 4 contests mid-season with an injury
- Had career-best 81 tackles as a junior, raking 3rd on the team and started all 12 games
- Had career-high 13 tackles against Missouri as a junior
- Ranked 2nd on team as a sophomore with 69 tackles and tied for team lead with 2 INTs
- Named SEC Defensive Player of the Week vs. Virginia Tech with 3 FRs and 3 tackles in the game at Bristol Speedway
- Team went 9-4 in consecutive seasons as a freshman and sophomore, beating Northwestern in the Outback Bowl and Nebraska in the Music City Bowl, respectively
- Played in 12 games as a true freshman, playing nickel back and on special teams
- Consensus 4-star recruit at Greater Atlanta Christian School in Norcross, played in Under Armour All-America game
- Named 2014 Atlanta Journal-Constitution Offensive Player of the Year as team went 14-1 and earned berth in state title game
- Led Gwinnett County with 1,526 rushing yards and 20 TDs
- Grandfather, Ralph Sr., was an associate of Martin Luther King, Jr., and a leader in the civil rights movement
- Earned degree in finance in December 2018
- Active with Feed The Hungry charities in Atlanta
- His brother, Ralph IV, played football at Cincinnati and transferred as a graduate to play his final year at Tennessee

#49 Terrence Alexander // CB // LSU 6-0, 195 // Atlanta, GA

- Spent 2018 as a graduate transfer playing at LSU after completing his communication degree at Stanford
- Played in 13 games for LSU, starting 5 as Tigers advanced to face UCF in the Fiesta Bowl
- Spent 2014-17 at Stanford, seeing action in 41 career games
- Declined a cyber-security job offer coming out of Stanford to pursue a final collegiate football season at LSU
- Played in every game at Stanford from 2014-16, saw action in 2017 opener but suffered thumb injury that cost him the rest of the season
- Played in 13 games as a junior in 2016, notching 12 tackles and returned 4 kickoffs
- Had career-best 30 tackles in 14 games in 2015 with 10-tackle career-high against Cal as Stanford won Pac 12 title and topped Iowa in the Rose Bowl
- Played in 13 games as a true freshman with 13 tackles and returned an INT 46 yards at Cal
- Helped John Curtis Christian High in New Orleans to 3 consecutive state championships from 2011-13
- An All-State honoree and rated as a 4-star recruit by 247Sports
- Helped track and field teams to indoor and outdoor state titles 2011-13

#48 Khari Blasingame // FB // Vanderbilt 6-0, 233 // Huntsville, AL

- Helped revitalize Vanderbilt's football program, advancing to Independence Bowl vs. NC State in 2016 and Texas Bowl against Baylor in 2018

- Capped college career with CoSIDA Academic All-District honors in 2017 and 2018 and SEC Academic Honor Roll recognition 2015-17

- Earned undergrad degree in medicine, health and society in 2017 and is working towards master's degree in education, playing his final season in 2018 as a grad student

- Signed with Vanderbilt head coach Derek Mason in his 1st Commodores recruiting class

- Teammate at Vandy with Vikings DE Stephen Weatherly

- Transitioned from LB to FB as a redshirt sophomore in 2016

- As a senior played in all 13 games and started 2, rushing for 401 yards on 96 carries and scored 5 TDs along with catching 25 passes for 320 yards and 1 TD

- In 2017 as a junior, he started his 1st career game at RB and played in 11, rushing for 147 yards on 45 carries and hauling in 6 passes for 52 yards and 1 TD

- In debut on the offense as a redshirt sophomore in 2016, he ranked 2nd on team with 449 yards on 97 carries with 10 TDs on the ground

- Notched career-best 100 yards rushing vs. Tennessee State in 2016 with 3 rushing TDs

- Saw action in 2015 as redshirt freshman on defense and special teams, starting game at Ole Miss at LB, had career-high 3 tackles vs. Austin Peay

- Named 2nd Team All-State DB at Buchhorn High in Huntsville, AL, helping team advance to state playoffs and added 996 yards rushing as a senior

- Played baseball and did sprints and jumps at Buchhorn

#3 Jake Browning // QB // Washington 6-2, 211 // Folsom, CA

- Left UW holding several career and single-season passing and offense records, including career passing yards (12,296), career passing TDs (94), season passing TDs (43 in 2016), career completions and attempts (958-1,483)

- Only 6th Pac 12 QB to account for 100+ TDs with 110 (94 passing, 16 rushing)

- Started 53 of possible 54 career games for Huskies and won 39 starts, setting Pac 12 and school record

- Enjoyed best statistical season as a sophomore in 2016 when he was Pac 12 Offensive Player of the Year and finished 6th in Heisman Trophy voting (Lamar Jackson winner, Dalvin Cook 10th), the 2nd-highest finish all-time by a UW player and was a semi-finalist for Maxwell and O'Brien Awards

- Became 1st UW true freshman QB to start season opener in 2015 at Boise State

- Guided team to Pac 12 Championship Game wins as sophomore over Colorado and senior over Utah

- In his final 3 seasons at UW he was 19-1 at home, losing as a sophomore to USC

- Team lost Rose Bowl to Ohio State to cap his senior season, UW went 10-4 in 2018 all 4 losses by 6 points or less

- Huskies went to Fiesta Bowl vs. Penn State as a junior, Peach Bowl vs. Alabama as a sophomore and won Heart of Dallas Bowl as a freshman vs. Southern Miss

- Earned 1st Team All-Pac 12 as a sophomore and followed up with Honorable Mention honors as a junior and senior

- Tied Pac 12 record with 43 TD passes in 2016 and set school record with 6 TDs in a game twice

- Started 12 games as a true freshman, missing Stanford game due to injury

- Twice named the Gatorade Player of the Year for California, a Parade All-America, USA Today 1st Team All-America and USA Today's Offensive Player of the Year for California at Folsom High in Folsom, CA

- Tied a national record with 91 TDs in a season and 229 career scores and set California career records with 1,191 completions on 1,708 attempts for 16,775 yards and 229 TDs. Set state records for a season as a senior with 5,790 yards, breaking his

own record for 5,737 as a junior. Went 360-of-524 with 7 INTs, 91 TDs and 5,790 yards to cap prep career and earned state Division I player of the year

- Ranked #3 pro-style QB recruit by rivals.com, #5 pocket passer QB by ESPN and #8 QB prospect in the nation by scout.com

- Majored in finance at UW

- High School teammates with Bengals 2019 1st-round pick Jonah Williams out of Alabama

#16 Davion Davis // WR // Sam Houston State 5-11, 180 // Hutto, Texas

- Set Southland Conference and Sam Houston State records with 40 career receiving TDs

- Finished his career with 226 receptions for 3181 receiving yards

- Caught 52 passes for 569 yards and 10 touchdowns as a senior despite missing the final 3 games with a leg injury

- Named the Southland Conference Offensive Player of the Year following his junior season, when he scored 21 total touchdowns (second in the FCS) and hauled in 78 receptions for 1,206 yards and 17 touchdowns

- Honored as a First Team All-American by the AP, AFCA, and HERO Sports following his junior season. Also named a First Team All-Southland Conference player as a wide receiver, all-purpose and punt returner

- Only the fourth Bearkat to record a receiving, rushing and return TD in the same season, doing so in 2017

- Became the third player in SHS history to record 4 receiving touchdowns in a single game vs. Northwestern State (10/16/17)

- Broke out as the team's leading receiver as a sophomore, earning Second Team All-Southland Conference after catching 56 passes for 960 yards and 10 touchdowns

- Hauled in at least 40 receptions in each of his four seasons

- Majored in Kinesiology at Sam Houston State

- Was a First Team All-Central Texas and honorable mention All-Texas player for Hutto High School, helping lead the Hippos to the state playoffs

- Also punted in high school

- Has a two-year old dog named Lily

#86 Brandon Dillon // TE // Marian 6-5, 250 // Bringham, IN

- Standout at small NAIA school Marian, located in Indianapolis, earning 1st Team All-Mid State Football Association honors as a junior and senior

- Keyed successful Marian program that won NAIA national title as a freshman in 2015 with a 12-2 mark, topping Southern Oregon for the national title and team went 40-7 in his tenure

- Helped Crusaders to NAIA playoffs as a senior, going 10-1 on the season

- Is the 2nd Marian player to sign an NFL contract, joining WR Krishawn Hogan, currently playing for Indianapolis

- Garnered NAIA All-America as a senior with 35 catches for 603 yards (17.2 avg) with 5 TDs while playing in all 11 games

- Selected to play in the NFLPA Collegiate Bowl all-star game following senior year

- Had season-high 121 yards on 6 receptions with a TD at Robert Morris in 2018 and snared 3 TDs on 4 catches at St. Ambrose

- As a junior was All-MSFA choice with 34 catches for 532 yards and 4 TDs as squad went 7-3

- Played in 11 games as a sophomore with 26 catches for 390 yards and 4 TDs, including 3 TDs vs. Taylor

- Marian went 11-1 in 2016, advancing to 2nd round of NAIA playoffs, topping Robert Morris before loss to Eastern Oregon

- Earned degree in business management from Marian, graduating in a private ceremony on campus the day before departing for Vikings rookie mini camp

- Younger brother, Darren, is playing football at Marian
- Went to tiny Class 1A Carroll High in Flora, IN, the smallest class in Indiana, and had 70 students in his class

#85 Alexander Hollins // WR // Eastern Illinois 6-1, 170 // Yazoo City, MS

- Started all 22 games in 2 seasons at Eastern Illinois after transferring from Copiah-Lincoln CC
- Was JC teammate with 2019 NFL 1st-rounder Montez Sweat
- Participated in the 2019 college Gridiron Showcase
- A finalist for the 2018 Walter Payton Award, given to the best player in the FCS
- Awarded 1st Team All-Ohio Valley Conference and 1st Team All-America (Phil Steele) following the 2018 season
- Totalled 80 receptions for 1,102 receiving yards as a senior
- Ended his EIU career with 9 total 100-yard receiving games, 6th most in school history
- Opened his senior season with 9 catches for 127 yards and 3 TDs vs. Arkansas (9/1/18)
- Led EIU with 47 catches for 694 yards and 7 touchdowns in 2017, earning a spot on the All-Ohio Valley Conference Newcomer team
- Played the 2015 and 2016 seasons at Copiah-Lincoln CC in Wesson, MS, helping the team to a 7-2 record in '16
- Caught 64 passes for 1,346 yards and 15 touchdowns as a senior at Yazoo County HS, earning Mississippi Class 4A All-State honors
- Played basketball at Yazoo County HS and went to state track meet in 400m, long jump and high jump

#74 Stacy Keely // DE // Alabama-Birmingham 6-0, 233 // Huntsville, AL

- Played final 2 college seasons at UAB after beginning college career at South Dakota State with a stop at Iowa Western CC
- Played in JC national title game against East Mississippi
- Spent a season at SDSU, where he originally signed with his identical twin brother, Eron, to play TE
- Left SDSU to attend Iowa Western Community College for 2 seasons where he moved to playing defense
- Part of the UAB football team's return to the field after the sport was dropped by the school in 2015 and '16
- Played in 23 games at UAB in his 2 seasons, helping Blazers to the Conference USA title in 2018
- Blazers topped Middle Tennessee State for C-USA title in 2018 and beat Northern Illinois to win Boca Raton Bowl, ended season 11-3
- First season at UAB in 2017, the team went 8-5, falling to Ohio in Bahamas Bowl
- As a junior, was named C-USA Special Teams Player of the Week vs. Louisiana Tech when he blocked a game-winning FG attempt late in the game to preserve a UAB win
- In his 2 seasons at Iowa Western he played 18 games, notched 88 tackles and 10 sacks
- Spent a redshirt season at South Dakota State before transferring to junior college
- Track and field standout, won 2 state titles in high jump at Omaha North West High, holding school record at 6'8"
- Played basketball and wrestled as a prep
- Earned degree in sociology, playing final college season as a graduate student and aspires to a career in social work

#52 John Keenoy // OC // Western Michigan 6-3, 300 // Kentwood, MI

- Started 50 games at center in 4 seasons at Western Michigan, only missing 1 contest his entire career

- Earned All-MAC honors following his senior, junior and sophomore seasons
- Named to watch lists for the Rimington and Outland Trophies in two consecutive seasons (2017-18)
- Helped Western Michigan average 436.8 yards of total offense in 2018, good for 3rd in the MAC
- Served as a team captain during his junior and senior seasons
- Helped the Broncos average over 200 rushing yards per game in 3 of 4 seasons at Western Michigan
- Member of an offensive line that was ranked No. 4 in the country by Pro Football Focus in 2016
- Paved the way for RB Jarvion Franklin to rush for a WMU program-record 281 yards at Akron (10/15/16)
- Graduated from WMU in August of 2018 after majoring in finance, interested in pursuing an MBA
- Ranked as the No. 1 center in the state of Michigan coming out of East Kentwood HS, located near Grand Rapids
- Also played baseball in high school

#44 Nate Meadors // CB // UCLA // 5-11, 196 // San Bernadino, CA

- Appeared in 42 games with 30 starts in 4 seasons at UCLA, posting 149 career tackles and 22 career pass breakups
- Finished his senior season with 37 tackles, 2.0 tackles for loss, 10 sack, 1 interception and 2 pass breakups
- Started all 13 games as a junior, leading the team with 10 pass breakups and posting 55 tackles, 2.0 tackles for loss, 1 forced fumble and 1 interception return for a touchdown
- Credited with at least 4 tackles in 8 games in 2017
- Made a career-high 10 tackles as a sophomore vs. USC (11/19/16)
- Bruins secondary allowed a Pac-12 low 12 passing TDs in 2016
- Saw action in 10 games with 2 starts as a freshman in 2015 while also playing on several special teams units
- Received the Ed 'Coach K' Kezirian Freshman Award for Academic and Athletic Balance
- Graduated in June of 2018 after majoring in sociology at UCLA, aspires to a career in youth mentoring
- Played QB and DB for San Geronio HS, completing 97 of 16 passes for 1,481 yards and with 21 TDs and rushing 146 times for 1,971 yards and 26 TDs as a senior
- Has four brothers - Dorian, Daylen, Daron and Dash
- Great grandfather served in the Korean and Vietnam wars
- Shares hometown with fellow rookie Alexander Mattison, who attended high school at San Bernadino High

#60 Tito Odenigbo // DT // Miami 6-3, 300 // Centerville, OH

- Spent four seasons at Illinois before transferring to Miami for his final year of eligibility
- Played in all 13 games during his lone season in Miami, finishing the season with 25 tackles and 6.5 tackles for loss
- Started 4 of the 10 games he played in for Illinois in 2017, finishing the season with 29 tackles, 4.5 tackles for loss, 1.0 sack and 2 pass breakups
- Blocked a FG at South Florida (9/15/17) while adding 4 tackles, 1 pass breakup and 0.5 tackles for loss.
- Posted a career-high 6 tackles at Minnesota (10/21/17)
- Made 1 start in 11 games played as a redshirt sophomore in 2016, ending the year with 15 tackles, 2.5 tackles for loss and 1.0 sack
- Played in 6 games as a redshirt freshman in 2015 after redshirting the 2014 season
- Is the younger brother of current Vikings DL Ifeadi Odenigbo

- Full name is Otitodilinna Odenigbo
- Earned degree at Illinois in communications and global marketing, competing at Miami as a grad student
- Was a 2-time Greater Western Ohio Conference 1st Team selection at Centerville HS, where he recorded 63 tackles and 11.5 sacks as a senior in 2013
- Attended the same high school as former NFL players A.J. Hawk and Mick Nugent and ESPN's Kirk Herbstreit

#62 Anree Saint-Amour // DE // Georgia Tech 6-3, 245 // Suwanee, Georgia

- Played in 44 career games for the Yellowjackets, finishing his career with 103 total tackles, 23.5 tackles for loss, 11.5 sacks, 2 interceptions and 4 forced fumbles
- Invited to the 2019 NFLPA Collegiate bowl following his senior season
- Posted his best season as a senior, leading the team with 4 sacks, 12 tackles for loss, 3 forced fumbles and 9 quarterback hurries
- Led all Georgia Tech defensive linemen with 47 total tackles as a senior
- Recorded at least 1 tackle for loss in 9-of-13 games in 2018
- Recorded a career-high 9 tackles, 3 quarterback hurries and a victory-clinching interception in a win over North Carolina, earning ACC Defensive Linemen of the Week honors for his efforts
- Played in all 11 games as a junior in 2017, finishing the year with 32 total tackles 2.5 sacks and 5.5 tackles for loss.
- Saw action in all 13 games as sophomore, finishing 2nd on the team with 4 sacks despite limited playing time
- Appeared in 7 games as a freshman, finishing with 8 tackles, 2.0 tackles for loss, 1 sack and 1 fumble recovery
- Totaled 59 tackles, 24 tackles for loss, 15 quarterback hurries, 3 sacks and 4 forced fumbles as a HS senior
- Named All-State and All-Region as a HS senior and team captain

- Helped lead North Gwinnett to a state title as a junior in 2013
- Older brother, Manrey, was a 4-year starter as an offensive lineman at Georgia Southern
- Majored in business administration at Georgia Tech

#35 Isaiah Wharton // CB // Rutgers 6-1, 203 // Kissimmee, FL

- Started all 48 games during his career at Rutgers and capped senior season in 2018 as the Scarlet Knights' recipient of the Big Ten Sportsmanship Award and served as a team captain
- Honored with Rutgers' 2018 Paul Robeson Award for performance, leadership and dedication to the program
- Had career-high 62 tackles as a senior and added a pair of INTs, snaring passes against Penn State on Senior Day and Buffalo
- Had career-best 8 tackles, both against Michigan as a senior and junior
- Started all 12 games at CB each season from 2015-18
- Helped seal win vs. Maryland as a junior with a 4th-down pass breakup in the end zone in the final minute of play
- Notched 40 tackles and 9 pass breakups as a junior
- Had 46 tackles, an INT and a blocked kick as a sophomore, blocking a FG vs. Indiana and picking off a Howard pass
- Started all 12 games as a redshirt freshman in 2015, leading DBs with 57 tackles and led team with 10 pass breakups
- Grabbed 1st career INT against Indiana in a comeback win
- Named 2nd Team Class 7A All-State by Orlando Sentinel as a senior at Gateway High in Kissimmee and ranked #20 in the paper's Florida Super 60
- Mentored and trained in HS by NFL alum Keiwan Ratliff
- Multi-spot player on offense had 892 rushing yards as a senior and played basketball as a prep
- Majored in communications at Rutgers, earning degree in fall 2018 but going through ceremonies in spring 2019



Micah Abernathy



Terrance Alexander



Khari Blasingame



Jake Browning



Davion Davis



Brandon Dillon



Alexander Hollins



Stacy Keely



John Keenoy



Nate Meadors



Tito Odenigbo



Anree Saint-Amour



Isaiah Wharton

2019 VIKINGS ROSTER

KICKOFF

EXECUTIVES

COACHES

STAFF

PLAYERS

ROOKIES

2018 SEASON

RECORDS

PLAYOFF RECORDS

HISTORY

EXTRA POINTS

No.	Name	Pos	Ht	Wt	Birthdate	Exp	College	HS Hometown	Acquired
1.	Kyle Sloter	QB	6-5	218	2/7/94	3	Northern Colorado	John's Creek, CA	PS '17
3.	Jake Browning	QB	6-2	210	4/11/96	R	Washington	Folsom, CA	UDFA '19
4.	Sean Mannion	QB	6-6	230	4/25/92	5	Oregon State	Pleasanton, CA	FA '19
5.	Dan Bailey	K	6-0	190	1/26/88	9	Oklahoma State	Yukon, OK	FA '18
6.	Matt Wile	P	6-2	225	6/20/92	3	Michigan	San Diego, CA	W (PIT) '18
8.	Kirk Cousins	QB	6-3	202	8/19/88	8	Michigan State	Holland, MI	FA '18
11.	Laguon Treadwell	WR	6-2	215	6/14/95	4	Mississippi	Crete, IL	D1 '16
12.	Chad Beebe	WR	5-10	183	6/1/94	2	Northern Illinois	Aurora, IL	UDFA '18
13.	Jeff Badet	WR	5-11	182	8/2/94	1	Oklahoma	Orlando, FL	UDFA '18
14.	Stefon Diggs	WR	6-0	191	11/29/93	5	Maryland	Gaithersburg, MD	D5b '15
15.	Brandon Zylstra	WR	6-2	215	3/25/93	2	Concordia-Moorhead	Spicer, MN	FA '18
16.	Davon Davis	WR	5-11	195	10/23/96	R	Sam Houston State	Hutto, TX	UDFA '19
17.	Dillon Mitchell	WR	6-1	202	5/16/97	R	Oregon	Memphis, TN	D7b '19
18.	Jordan Taylor	WR	6-5	195	2/18/92	4	Rice	Denison, TX	FA '19
19.	Adam Thielen	WR	6-2	200	8/22/90	6	Minnesota State	Detroit Lakes, MN	UDFA '13
20.	Mackensie Alexander	CB	5-10	192	11/12/93	4	Clemson	Immokalee, FL	D2 '16
21.	Mike Hughes	CB	5-10	189	2/11/97	2	UCF	New Bern, NC	D1 '18
22.	Harrison Smith	S	6-2	214	2/2/89	8	Notre Dame	Knoxville, TN	D1b '12
23.	Mike Boone	RB	5-10	206	6/30/95	2	Cincinnati	Macclenny, FL	UDFA '18
24.	Holton Hill	CB	6-2	196	3/28/97	2	Texas	Houston, TX	UDFA '18
25.	Alexander Mattison	RB	5-11	220	6/19/98	R	Boise State	San Bernardino, CA	D3 '19
26.	Trae Waynes	CB	6-0	190	7/25/92	5	Michigan State	Kenosha, WI	D1b '15
27.	Jayron Kearse	S	6-4	215	2/11/94	4	Clemson	Ft. Myers, FL	D7b '16
29.	Xavier Rhodes	CB	6-1	218	6/19/90	7	Florida State	Miami, FL	D1b '13
30.	C. J. Ham	FB	5-11	235	7/22/93	3	Augustana	Duluth, MN	UDFA '16
31.	Ameer Abdullah	RB	5-9	203	6/13/93	5	Nebraska	Homewood, AL	W (DET) '18
32.	Roc Thomas	RB	5-10	198	9/2/95	2	Jacksonville State	Oxford, AL	UDFA '18
33.	Dalvin Cook	RB	5-10	210	8/10/95	3	Florida State	Miami, FL	D2 '17
34.	Duke Thomas	CB	5-11	185	5/21/94	2	Texas	Copperas Cove, TX	FA '19
35.	Isiah Wharton	S	6-1	205	11/1/95	R	Rutgers	Kissimmee, FL	UDFA '19
36.	Draig James	CB	5-10	195	4/29/96	2	Southern Illinois	Edwardsville, IL	UDFA '18
37.	Derron Smith	S	5-10	195	2/4/92	4	Fresno State	Banning, CA	FA '19
38.	Kris Boyd	CB	5-11	200	9/12/96	R	Texas	Gilmer, TX	D7a '19
39.	Marcus Epps	S	6-0	198	1/27/96	R	Wyoming	Los Angeles, CA	D6b '19
40.	Kentrell Brothers	LB	6-1	242	2/8/93	4	Missouri	Edmond, OK	D5 '16
41.	Anthony Harris	S	6-1	202	10/9/91	5	Virginia	Chesterfield, VA	UDFA '15
42.	Ben Gedeon	LB	6-2	244	10/16/94	3	Michigan	Hudson, OH	D4b '17
43.	Reshard Clift	LB	6-2	225	4/29/92	3	South Florida	Thomasville, GA	FA '18
44.	Nate Meadors	CB	5-11	194	2/13/97	R	UCLA	San Bernardino, CA	UDFA '19
45.	Greer Martini	LB	6-4	235	6/6/95	1	Notre Dame	Orange, VA	FA '19
46.	Micha Abernathy	S	6-0	195	2/10/97	R	Tennessee	Atlanta, GA	UDFA '19
47.	Kevin McDermott	LS	6-5	240	1/12/90	7	UCLA	Nashville, TN	FA '15
48.	Khari Blasingame	FB	6-0	233	7/1/96	R	Vanderbilt	New Market, AL	UDFA '19
49.	Terrence Alexander	CB	5-10	188	10/14/95	R	LSU	New Orleans, LA	UDFA '19
50.	Eric Wilson	LB	6-1	230	9/26/94	3	Cincinnati	Redford, MI	UDFA '17
51.	Hercules Mata'afa	DE	6-2	254	9/18/95	2	Washington State	Lahaina, HI	UDFA '18
52.	John Keenoy	C	6-3	300	2/26/97	R	Western Michigan	Kentwood, MI	UDFA '19
54.	Eric Kendricks	LB	6-0	232	2/29/92	5	UCLA	Fresno, CA	D2 '15
55.	Anthony Barr	LB	6-5	255	3/18/92	6	UCLA	San Pedro, CA	D1a '14
56.	Garrett Bradbury	C	6-3	305	6/20/95	R	North Carolina State	Charlotte, N.C.	D1 '19
57.	Devante Downs	LB	6-2	252	10/18/95	2	California	Mountlake Terrace, WA	D7 '18
58.	Austin Cuttling	LS	6-3	245	10/27/96	R	Air Force	Keller, TX	D7d '19
59.	Cameron Smith	LB	6-2	235	3/26/97	R	Southern California	Granite Bay, CA	D5 '19
60.	Tito Odenigbo	DT	6-3	315	7/13/96	R	Miami	Centerville, OH	UDFA '19
61.	Brett Jones	C	6-2	315	7/29/91	5	Regina (Canada)	Weyburn, SK	T (NYG) '18
62.	Anree Saint-Amour	DE	6-3	260	9/18/96	R	Georgia Tech	Suwanee, GA	UDFA '19
63.	Danny Isidora	G	6-3	306	6/5/94	3	Miami	Weston, FL	D5b '17
64.	Josh Kline	G	6-3	300	12/29/89	7	Kent State	Mason, OH	FA '19
65.	Pat Elflein	C	6-3	303	7/6/94	3	Ohio State	Pickerington, OH	D3 '17
66.	Curtis Cothran	DT	6-5	283	2/28/95	1	Penn State	Newtown, PA	UDFA '18
67.	Cornelius Edison	C	6-3	312	7/10/93	4	Portland State	University Place, WA	PS '17
68.	Ade Aruna	DE	6-5	263	4/27/94	2	Tulane	Akure, Nigeria	D6b '18
69.	Rashod Hill	T	6-6	313	1/12/92	4	Southern Mississippi	Jacksonville, FL	PS (JAX) '16
71.	Riley Reiff	T	6-6	305	12/1/88	8	Iowa	Parkston, SD	FA '17
72.	Storm Norton	T	6-7	317	5/16/94	2	Toledo	Toledo, OH	PS '17
73.	Dru Samia	G	6-5	308	8/22/97	R	Oklahoma	West Sacramento, CA	D4 '19
74.	Stacy Keely	DE	6-6	220	5/15/95	R	UAB	Omaha, NE	UDFA '19
74.	Olisaemeka Udoh	T	6-6	325	2/14/97	R	Elon	Fayetteville, NC	D6c '19
75.	Brian O'Neill	T	6-7	297	9/15/95	2	Pittsburgh	Wilmington, DE	D2 '18
76.	Aviante Collins	T	6-4	292	4/21/93	3	TCU	Houston, TX	UDFA '17
78.	Dakota Dozier	G	6-4	312	4/30/91	5	Furman	West Columbia, SC	FA '19
79.	Karter Schult	DE	6-3	265	12/21/93	2	Northern Iowa	Tripoli, IA	FA '19
81.	Bisi Johnson	WR	6-0	204	3/17/97	R	Colorado State	Lakewood, CO	D7c '19
82.	Kyle Rudolph	TE	6-6	265	11/9/89	9	Notre Dame	Cincinnati, OH	D2 '11
83.	Tyler Conklin	TE	6-3	254	7/30/95	2	Central Michigan	Chesterfield, MI	D5a '18
84.	Irv Smith Jr.	TE	6-2	242	8/9/98	R	Alabama	New Orleans, LA	D2 '19
85.	Alexander Hollins	WR	6-1	166	11/24/96	R	Eastern Illinois	Yazoo City, MS	UDFA '19
86.	Brandon Dillon	TE	6-5	250	4/30/97	R	Marian	Flora, IN	UDFA '19
87.	Cole Hikutini	TE	6-4	240	6/11/94	3	Louisville	Elk Grove, CA	PS '18
89.	David Morgan	TE	6-4	265	5/19/93	4	Texas-San Antonio	Marble Falls, TX	D6b '16
90.	Tashawn Bower	DE	6-5	250	2/18/95	3	LSU	Somerville, NJ	UDFA '17
91.	Stephen Weatherly	DE	6-5	265	3/19/94	4	Vanderbilt	Snellville, GA	D7a '16
92.	Jalyn Holmes	DT	6-5	283	1/25/96	2	Ohio State	Norfolk, VA	D4 '18
93.	Shamar Stephen	DT	6-5	309	2/25/91	6	Connecticut	Brookville, NY	FA '19
94.	Jaleel Johnson	DT	6-3	316	7/12/94	3	Iowa	Brooklyn, NY	D4a '17
95.	Ifeadi Odenigbo	DE	6-3	258	4/8/94	2	Northwestern	Centerville, OH	PS '18
96.	Armon Watts	DT	6-5	295	7/12/96	R	Arkansas	St. Louis, MO	D6a '19
97.	Erneston Griffin	DE	6-3	273	12/22/87	10	Southern California	Avondale, AZ	D4 '10
98.	Linval Joseph	DT	6-4	329	10/10/88	10	East Carolina	Gainesville, FL	FA '14
99.	Danielle Hunter	DE	6-5	252	10/29/94	5	LSU	Katy, TX	D3 '15

2018 SEASON

2018 REGULAR SEASON STATISTICS

Won 8, Lost 7, Tied 1

9/9	W, 24-16
9/16	T, 29-29
9/23	L, 6-27
9/27	L, 31-38
10/7	W, 23-21
10/14	W, 27-17
10/21	W, 37-17
10/28	L, 20-30
11/4	W, 24-9
11/18	L, 20-25
11/25	W, 24-17
12/2	L, 10-24
12/10	L, 7-21
12/16	W, 41-17
12/23	W, 27-9
12/30	L, 10-24

vs. San Francisco	66,673
at Green Bay	78,461
vs. Buffalo	66,800
at LA Rams	72,027
at Philadelphia	69,696
vs. Arizona	66,801
at NY Jets	77,982
vs. New Orleans	66,801
vs. Detroit	66,825
at Chicago	61,651
vs. Green Bay	66,872
at New England	65,878
at Seattle	69,007
vs. Miami	66,841
at Detroit	61,641
vs. Chicago	66,878

RUSHING	No.	Yds	Avg	Long	TD
D.Cook	133	615	4.6	70	2
L.Murray	140	578	4.1	38t	6
K.Cousins	44	123	2.8	19	1
S.Diggs	10	62	6.2	20	0
M.Boone	11	47	4.3	20	0
A.Thielen	5	30	6.0	15	0
R.Thomas	8	30	3.8	23	0
C.Ham	6	8	1.3	5	0
Vikings	357	1,493	4.2	70	9
Opponents	440	1,815	4.1	75t	13

RECEIVING	No.	Yds	Avg	Long	TD
A.Thielen	113	1,373	4.2	70	9
S.Diggs	102	1,021	10.0	75t	9
K.Rudolph	64	634	9.9	44t	4
D.Cook	40	305	7.6	27	2
L.Treadwell	35	302	8.6	22	1
L.Murray	22	141	6.4	16	0
A.Robinson	17	231	13.6	40t	5
C.Ham	11	85	7.7	17	0
T.Conklin	5	77	15.4	33	0
D.Morgan	5	36	7.2	13	0
C.Beebe	4	39	9.8	18	0
R.Thomas	2	21	10.5	15	0
M.Boone	2	1	0.5	1	0
B.Zylstra	1	23	23.0	23	0
A.Abdullah	1	10	10.0	10	0
K.Cousins	1	-1	-1.0	-1	0
Vikings	425	4,298	10.1	70t	30
Opponents	315	3,501	11.1	70t	15

Total First Downs	310
Rushing	66
Passing	218
Penalty	26
3rd Down: Made/Att	73/204
3rd Down Pct.	35.8%
4th Down: Made/Att	9/21
4th Down Pct.	42.9%
Possession Avg.	29:16
Total Net Yards	5,529
Avg. Per Game	345.6
Total Plays	1,003
Avg. Per Play	5.5
Net Yards Rushing	1,493
Avg. Per Game	93.3
Total Rushes	357
Net Yards Passing	4,036
Avg. Per Game	252.3
Sacked/Yards Lost	40/262
Gross Yards	4,298
Attempts/Completions	606/425
Completion Pct.	70.1%
Had Intercepted	10
Punts/Average	73/44.6
Net Punting Avg.	41.5
Penalties/Yards	92/779
Fumbles/Ball Lost	15/10
Touchdowns	42
Rushing	9
Passing	30
Returns	3

Minnesota	Opponent
310	303
66	107
218	160
26	36
73/204	58/190
35.8%	30.5%
9/21	9/19
42.9%	47.4%
29:16	30:44
5,529	4,955
345.6	309.7
1,003	993
5.5	5.0
1,493	1,815
93.3	113.4
357	440
4,036	3,140
252.3	196.3
40/262	50/361
4,298	3,501
606/425	503/315
70.1%	62.6%
10	12
73/44.6	76/45.1
41.5	39.9
92/779	106/834
15/10	24/8
42	34
9	13
30	15
3	6

Score By Periods	Q1	Q2	Q3	Q4	OT	Pts
Vikings	79	87	78	116	0	360
Opponents	75	116	53	97	0	341

Scoring	TD	Ru	Pa	Rt	PAT	FG	2Pt	Pts
D. Bailey	0	0	0	0	30/31	21/28	0	93
S. Diggs	9	0	9	0	0/0	0/0	1	56
A. Thielen	9	0	9	0	0/0	0/0	1	56
L. Murray	6	6	0	0	0/0	0/0	1	38
A. Robinson	5	0	5	0	0/0	0/0	0	30
D. Cook	4	2	2	0	0/0	0/0	0	24
K. Rudolph	4	0	4	0	0/0	0/0	0	24
D. Carlson	0	0	0	0	6/6	1/4	0	9
K. Cousins	1	1	0	0	0/0	0/0	0	6
L. Treadwell	1	0	1	0	0/0	0/0	0	6
M. Hughes	1	0	0	1	0/0	0/0	0	6
D. Hunter	1	0	0	1	0/0	0/0	0	6
L. Joseph	1	0	0	1	0/0	0/0	0	6
Team	0	0	0	0	0/0	0/0	1	2
Vikings	42	9	30	3	36/37	22/32	3/5	360
Opponents	34	13	15	6	28/29	33/36	5/5	341

2-Pt. Conversions: Vikings: 3/5, Opponents: 5/5
Sacks: D. Hunter 14.5, E. Griffen 5.5, T. Johnson 4.5, S. Richardson 4.5, M. Alexander 4.0, A. Barr 3.0, H. Smith 3.0, S. Weatherly 3.0, E. Wilson 2.0, K. Brothers 1.0, J. Holmes 1.0, L. Joseph 1.0, E. Kendricks 1.0, D. Parry 1.0, J. Johnson 0.5, J. Kearse 0.5.
Vikings: 50, Opponents: 40

INTERCEPTIONS	No.	Yds	Avg	Long	TD
H.Smith	3	66	22.0	52	0
A.Harris	3	33	11.0	33	0
E.Kendricks	2	3	1.5	3	0
M.Hughes	1	28	28.0	28t	1
T.Waynes	1	24	24.0	24	0
X.Rhodes	1	3	3.0	3	0
H.Hill	1	2	2.0	2	0
Vikings	12	159	13.3	52	1
Opponents	10	199	19.9	50t	3

PUNTING	No.	Yds	Avg	Net	TB	In20	Lg	B
M.Willis	72	3,255	45.2	2	2	27	70	1
Vikings	73	3,255	44.6	41.5	2	27	70	1
Opponents	76	3,431	45.1	39.9	4	29	63	0

PUNT RETURNS	Ret	FC	Yds	Avg	Long	TD
M.Sherels	23	15	276	12.0	70	0
B.Zylstra	4	4	26	6.5	9	0
M.Hughes	2	0	13	6.5	13	0
C.Beebe	0	1	0	0.0	0	0
A.Thielen	0	1	0	0.0	0	0
Vikings	29	21	315	10.9	70	0
Opponents	31	19	188	6.1	23	0

KICKOFF RETURNS	No.	Yds	Avg	Long	TD
A.Abdullah	10	258	25.8	33	0
M.Hughes	4	107	26.8	46	0
H.Hill	3	85	28.3	30	0
M.Sherels	2	34	17.0	17	0
A.Robinson	1	21	21.0	21	0
R.Thomas	1	20	20.0	20	0
B.Zylstra	1	15	15.0	15	0
Vikings	22	540	24.5	46	0
Opponents	31	722	23.3	53	0

FUMBLES/LOST
D. Cook 9/7
D. Cook 2/2
A. Thielen 1/1
P. Elllein 2/0
M. Hughes 1/0
Vikings 15/10
Opponents 24/8
Opponent Fumble Recoveries: T. Johnson 2, H. Smith 2, E. Kendricks 1, L. Joseph 1, D. Hunter 1. **Total: 7**

FIELD GOALS	1-19	20-29	30-39	40-49	50+
D.Bailey	0/0	5/6	11/11	4/9	1/2
D.Carlson	0/0	0/0	0/1	1/3	0/0
Vikings	0/0	5/6	11/12	5/12	1/2
Opponents	0/0	5/6	15/15	10/11	3/4

FIELD GOAL ATTEMPTS
Vikings
D. Bailey 0 0 0 (37G, 39G, 40G) (28N, 37G, 45N, 22G, 52G) (37G, 48G) (26G, 42N, 22G, 43G) 0 (39G) (36G, 36G) (48N, 56N, 37G) (48N, 39G) (47B) (36G, 34G) (24G, 29G) (45G)
D. Carlson (48G) (48N, 49N, 35N)
Opponents (42G, 33G, 22G) (37G, 40G, 31G, 48G, 36G, 52N) (30G, 50G) (34G, 28N) (30G, 28G) (26G) (55G) (52G, 42G, 42G) (38G) (20G, 48N) (37G, 35G) (25G) (47G, 35G, 48G) (42G)

PASSING	Att	Cmp	Yds	Cmp%	Yds/Att	TD	TD%	Int	Int%	Long	Sack/Yards	Rating
K.Cousins	606	425	4,298	70.1%	7.1	30	5.0%	10	1.7%	75t	40/262	99.7
Vikings	606	425	4,298	70.1%	7.1	30	5.0%	10	1.7%	75t	40/262	99.7
Opponents	503	315	3,501	62.6%	6.9	15	3.0%	12	2.4%	70t	50/361	83.3

2018 REGULAR SEASON DEFENSIVE STATISTICS

	TKL	AST	COMB	TFL	SACK	QBH	INT	PD	FF	FR
Eric Kendricks	79	43	122	5	1.0	5	2	7	1	1
Harrison Smith	75	20	95	11	3.0	10	3	8	1	2
Linval Joseph	47	30	77	5	1.0	22	0	0	1	1
Danielle Hunter	51	24	75	26	14.5	66	0	0	0	1
Anthony Barr	48	23	71	8	3.0	13	0	2	1	0
Sheldon Richardson	43	20	63	11	4.5	63	0	0	0	0
Ben Gedeon	32	22	54	0	0.0	0	0	3	0	0
Xavier Rhodes	44	6	50	0	0.0	0	1	9	1	0
Trae Waynes	42	6	48	0	0.0	0	1	8	0	0
Mackensie Alexander	37	9	46	7	4.0	5	0	10	0	0
Anthony Harris	31	12	43	0	0.0	2	3	0	0	0
Stephen Weatherly	28	15	43	7	3.0	32	0	1	1	0
Everson Griffen	27	12	39	8	5.5	33	0	1	0	0
Eric Wilson	31	7	38	5	2.0	6	0	0	0	0
Holton Hill	29	5	34	1	0.0	0	1	7	0	0
Tom Johnson	20	12	32	9	4.5	19	0	0	0	2
Andrew Sendejo	20	8	28	0	0.0	0	0	3	0	0
Mike Hughes	19	1	20	2	0.0	0	1	3	1	0
Jayron Kearse	18	2	20	3	0.5	2	0	2	0	0
Jaleel Johnson	6	14	20	3	0.5	4	0	0	1	0
George Iloka	8	3	11	0	0.0	0	0	0	0	0
Tashawn Bower	4	1	5	1	0.0	0	0	0	0	0
Jalyn Holmes	4	1	5	1	1.0	2	0	0	0	0
David Parry	4	1	5	1	1.0	1	0	0	0	0
Kentrell Brothers	2	0	2	1	1.0	1	0	0	0	0
TOTALS	749	297	1,046	115	50	286	12	70	8	7

2018 REGULAR SEASON SPECIAL TEAMS STATISTICS

	SOLO	AST	COMB	FF	FR	BL
Jayron Kearse	14	4	18	0	0	0
Ben Gedeon	8	5	13	0	0	0
Kentrell Brothers	8	2	10	0	0	0
Eric Wilson	8	2	10	1	0	0
C.J. Ham	3	4	7	0	0	0
Anthony Harris	5	1	6	0	0	0
George Iloka	5	1	6	1	0	0
Roc Thomas	3	2	5	0	0	0
Devante Downs	2	2	4	0	0	0
Holton Hill	3	0	3	0	0	0
Stephen Weatherly	1	1	2	0	0	0
Brandon Zylstra	1	1	2	0	0	0
Ameer Abdullah	1	0	1	0	0	0
Dan Bailey	1	0	1	0	0	0
Mike Hughes	1	0	1	0	0	0
Mackensie Alexander	0	1	1	0	0	0
Marcus Sherels	0	1	1	0	1	0
TOTALS	64	27	91	2	1	0

INTERCEPTIONS

	No.	Yds	Avg	Long	TD
H. Smith	3	66	22.0	52	0
A. Harris	3	33	11.0	33	0
E. Kendricks	2	3	1.5	3	0
M. Hughes	1	28	28.0	28	0
T. Waynes	1	24	24.0	24	0
X. Rhodes	1	3	3.0	3	0
H. Hill	1	2	2.0	2	0
Totals	12	159	13.3	52	0

SACKS

	SACKS	YDS
D. Hunter	14.5	
E. Griffen	5.5	
T. Johnson	4.5	
S. Richardson	4.5	
M. Alexander	4.0	
H. Smith	3.0	
E. Wilson	2.0	
K. Brothers	1.0	
J. Holmes	1.0	
L. Joseph	1.0	
E. Kendricks	1.0	
D. Parry	1.0	
J. Johnson	0.5	
J. Kearse	0.5	
Totals	50	361

QB HURRIES

	QBH
D. Hunter	66
S. Richardson	63
E. Griffen	33
S. Weatherly	32
L. Joseph	22
T. Johnson	19
A. Barr	13
H. Smith	10
E. Wilson	6
M. Alexander	5
E. Kendricks	5
J. Johnson	4
J. Holmes	2
J. Kearse	2
A. Harris	2
K. Brothers	1
D. Parry	1
Totals	286

TACKLES FOR LOSS

	TFL
D. Hunter	26
S. Richardson	11
H. Smith	11
T. Johnson	9
E. Griffen	8
A. Barr	8
M. Alexander	7
S. Weatherly	7
E. Kendricks	5
E. Wilson	5
L. Joseph	5
J. Johnson	3
J. Kearse	3
M. Hughes	2
T. Bower	1
K. Brothers	1
H. Hill	1
J. Holmes	1
D. Parry	1
Totals	115

PASSES DEFENSED

	PD
M. Alexander	10
X. Rhodes	9
H. Smith	8
T. Waynes	8
H. Hill	7
E. Kendricks	7
A. Harris	6
B. Gedeon	3
M. Hughes	3
A. Sendejo	3
A. Barr	2
J. Kearse	2
E. Griffen	1
S. Weatherly	1
Totals	87

VIKINGS OFFENSE

Week 1	2	3	4	5	6	7	8	9	11	12	13	14	15	16	17
Date	9/9	9/16	9/23	10/7	10/14	10/21	10/28	11/4	11/18	11/25	12/2	12/10	12/16	12/23	12/30
Opp.	SF @ GB	BUF	@ LAR	@ PHI	ARZ	@ NYJ	NO	DET	@ CHI	GB	@ NE	@ SEA	MIA	@ DET	CHI
WR	Thielen	Thielen	Thielen	Thielen	Thielen	Thielen	Thielen	Thielen	Thielen	Thielen	Thielen	Thielen	Thielen	Thielen	Thielen
LT	Reiff	Reiff	Reiff	Reiff	Hill	Hill	Hill	Reiff	Reiff	Reiff	Reiff	Reiff	Reiff	Reiff	Reiff
LG	Compton	Compton	Compton	Compton	Compton	Compton	Isidora	Isidora	Compton	Compton	Compton	Compton	Compton	Compton	Compton
C	Jones	Jones	Elfflein	Elfflein	Elfflein	Elfflein	Elfflein	Elfflein	Elfflein	Elfflein	Elfflein	Elfflein	Elfflein	Elfflein	Elfflein
RG	Remmers	Remmers	Remmers	Remmers	Remmers	Remmers	Remmers	Remmers	Remmers	Remmers	Remmers	Remmers	Remmers	Remmers	Remmers
RT	Hill	Hill	Hill	Hill	O'Neill	O'Neill	O'Neill	O'Neill	O'Neill	O'Neill	O'Neill	O'Neill	O'Neill	O'Neill	O'Neill
TE	Rudolph	Rudolph	Rudolph	Rudolph	Rudolph	Rudolph	Rudolph	Rudolph	Rudolph	Rudolph	Rudolph	Rudolph	Rudolph	Rudolph	Rudolph
WR/TE	Diggs	Diggs	Diggs	Diggs	Diggs	Diggs	Diggs	Treadwell	Diggs	Diggs	Diggs	Diggs	Diggs	Diggs	Diggs
QB	Cousins	Cousins	Cousins	Cousins	Cousins	Cousins	Cousins	Cousins	Cousins	Cousins	Cousins	Cousins	Cousins	Cousins	Cousins
RB	Cook	Cook	Murray	Murray	Murray	Murray	Murray	Murray	Cook	Cook	Cook	Cook	Cook	Cook	Cook
FB/TE/WR	Treadwell	Morgan	Conklin	Morgan	Treadwell	Treadwell	Ham	Morgan	Treadwell	Conklin	Treadwell	Treadwell	Conklin	Ham	Morgan

VIKINGS DEFENSE

Week 1	2	3	4	5	6	7	8	9	11	12	13	14	15	16	17
Date	9/9	9/16	9/23	10/7	10/14	10/21	10/28	11/4	11/18	11/25	12/2	12/10	12/16	12/23	12/30
Opp.	SF @ GB	BUF	@ LAR	@ PHI	ARZ	@ NYJ	NO	DET	@ CHI	GB	@ NE	@ SEA	MIA	@ DET	CHI
LE	Hunter	Hunter	Hunter	Hunter	Hunter	Hunter	Hunter	Hunter	Hunter	Hunter	Hunter	Hunter	Hunter	Hunter	Hunter
DT	Richardson	Richardson	Richardson	Richardson	Richardson	Richardson	Richardson	Richardson	Richardson	Richardson	Richardson	Richardson	Richardson	Richardson	Richardson
NT	Joseph	Joseph	Joseph	Joseph	Joseph	Johnson	Joseph	Joseph	Joseph	Joseph	Joseph	Joseph	Joseph	Joseph	Joseph
RE	Griffin	Griffin	Watherly	Weatherly	Weatherly	Weatherly	Weatherly	Griffen	Griffen	Griffen	Griffen	Griffen	Griffen	Griffen	Griffen
SLB	Barr	Barr	Barr	Barr	Barr	Barr	Cedeon	Wilson	Wilson	Barr	Barr	Barr	Barr	Barr	Barr
MLB	Kendricks	Kendricks	Kendricks	Kendricks	Kendricks	Kendricks	Kendricks	Kendricks	Greenway	Kendricks	Kendricks	Kendricks	Kendricks	Kendricks	Wilson
WLB/CB/Cedeon	Alexander	Alexander	Alexander	Alexander	Alexander	Cedeon	Harris	Alexander	Kearse	Alexander	Cedeon	Cedeon	Cedeon	Cedeon	Cedeon
LCB	Waynes	Waynes	Waynes	Waynes	Waynes	Waynes	Waynes	Waynes	Waynes	Waynes	Waynes	Hill	Waynes	Waynes	Waynes
RCB	Rhodes	Rhodes	Rhodes	Rhodes	Rhodes	Rhodes	Hill	Rhodes	Rhodes	Rhodes	Rhodes	Rhodes	Rhodes	Rhodes	Hill
FS	Smith	Smith	Smith	Smith	Smith	Smith	Smith	Smith	Smith	Smith	Smith	Smith	Smith	Smith	Smith
SS	Sendejo	Sendejo	Sendejo	Sendejo	Sendejo	Iloka	Iloka	Harris	Harris	Harris	Harris	Harris	Harris	Harris	Harris

THE LAST TIME... (PLAYOFF PERFORMANCES IN ITALICS)

BY THE VIKINGS	CATEGORY	BY AN OPPONENT
418 yards, vs. Miami, 12/16/18 403 yards, vs. New Orleans, 1/14/18	400 Yards Total Offense	471 yards, at New England, 12/2/18 456 yards, at Philadelphia, 1/21/18
558 yards, vs. Atlanta, 9/28/14 <i>Has never happened</i>	500 Yards Total Offense	556 yards, at LA Rams, 9/27/18 518 yards, at N.Y. Giants, 1/14/01
Kirk Cousins, 342 yards, vs. Green Bay, 11/25/18 Case Keenum, 318 yards, vs. New Orleans, 1/14/18	300 Yards Passing In A Game By A Player	Tom Brady, 311 yards, at New England, 12/2/18 Nick Foles, 352 yards, at Philadelphia, 1/21/18
Kirk Cousins, 422 yards, at LA Rams, 9/27/18 Jeff George, 424 yards, at St. Louis, 1/16/00	400 Yards Passing In A Game By A Player	Nick Foles, 428 yards, vs. Philadelphia, 12/15/13 <i>Has never happened</i>
Kirk Cousins, at Green Bay, 9/16/18 Brett Favre, vs. Dallas, 1/17/10	4 TD Passes In A Game By A Player	Jared Goff, at LA Rams, 9/27/18 Kerry Collins (5), at N.Y. Giants, 1/14/01
Dalvin Cook, 136 yards vs. Miami, 12/16/18 Adrian Peterson, 122 yards, at New Orleans, 1/24/10	100 Yards Rushing In A Game By A Player	Jordan Howard, 109 yards, vs. Chicago, 12/30/18 Terry Kirby, 120 yards, at San Francisco, 1/3/98
Adrian Peterson, 203 yards, at Oakland, 11/15/15 <i>Has never happened</i>	200 Yards Rushing In A Game By A Player	Walter Payton, 275 yards, at Chicago, 11/20/77 <i>Has never happened</i>
Jerick McKinnon, 114 yards, vs. Cincinnati, 12/17/17 Stefon Diggs, 137 yards, vs. New Orleans, 1/14/18	100 Yards Receiving In A Game By A Player	Zach Ertz, 110 yards, at Philadelphia, 10/7/18 Ike Hilliard, 155 yards, at N.Y. Giants, 1/14/01
Adam Thielen, 202 yards, at Green Bay, 12/24/16 Anthony Carter, 227 yards, at S.F., 1/9/88	200 Yards Receiving In A Game By A Player	Alshon Jeffery, 249 yards, vs. Chicago, 12/1/13 <i>Has never happened</i>
Matt Asiata, vs. Washington, 11/2/14 Adrian Peterson, at New Orleans, 1/24/10	3 TDs Rushing In A Game By A Player	Jonathan Stewart, at Carolina, 12/10/17 <i>Has never happened</i>
Marcus Robinson (15, 15, 2), vs. Cleveland, 11/27/05 Sidney Rice, (47, 16, 45), vs. Dallas, 1/17/10	3 TD Catches In A Game By A Player	Jordan Cameron (19, 11, 7), vs. Cleveland, 9/22/13 <i>Has never happened</i>
Matt Asiata, vs. Washington, 11/2/14 (3 rushing) Adrian Peterson, at New Orleans, 1/24/10 (3 rushing)	3 TD In A Game By A Player	Drew Brees, vs. New Orleans, 1/14/18 (3 passing) Nick Foles, at Philadelphia, 1/21/18 (3 passing)
Ahmad Rashad, vs. San Francisco, 9/2/79 (4 receiving) <i>Has never happened</i>	4 TD In A Game By A Player	Steven Jackson, vs. St. Louis 12/31/06 (3 rushing, 1 receiving) <i>Has never happened</i>
Darren Sharper, at N.Y. Giants, 11/13/05 <i>Has never happened</i>	3 INTs In A Game By A Player	Deltha O'Neal, at Cincinnati, 9/18/05 <i>Has never happened</i>
Marcus Sherels, 79 yards, vs. Houston, 10/9/16 Anthony Carter, 84 yards, at New Orleans, 1/3/88	Punt Returned For A TD	Bryce Callahan, 59 yards, vs. Chicago, 12/31/17 Golden Richards, 63 yards, at Dallas, 12/30/73
Cordarrelle Patterson, 104 yards, vs. Arizona, 11/20/16 <i>Has never happened</i>	Kickoff Returned For A TD	Josh Huff, 98 yards, at Philadelphia, 10/23/16 Tony Horne, 95 yards, at St. Louis, 1/16/00
Mike Hughes, 28 yards, vs. San Francisco, 9/9/18 Reggie Blundell, 27 yards, at San Francisco, 1/9/88	INT Returned For A TD	Minkah Fitzpatrick, 50 yards vs. Miami, 12/16/18 Patrick Robinson, 50 yards, at Philadelphia, 1/21/18
Danielle Hunter, 32 yards, vs. Detroit, 11/4/18 Nate Wright, 20 yards, vs. St. Louis, 12/21/74	Fumble Returned For A TD	Iustin Coleman, 29 yards, at Seattle, 12/10/18 Kevin Minifiefield, 48 yards, vs. Chicago, 1/1/95
Adam Thielen and Jasper Brinkley, vs. Carolina, 11/30/14 Scott Studdwell, at L.A. Rams, 12/31/78	Punt Blocked	Geronimo Allison, at Green Bay, 9/16/18 Spencer Tillman, at San Francisco, 1/16/90
Adam Thielen, 30 yards and Everson Griffen, 43 yards, vs. Carolina, 11/30/14 (Blocked by Adam Thielen and Jasper Brinkley, respectively) Terry Brown, recovered in end zone, vs. Pittsburgh 1/12/75 (Blocked by Matt Blair)	Punt Blocked For TD	Josh Jackson, recovered in EZ, at Green Bay, 9/16/18 (Blocked by Geronimo Allison) Doug Rogers recovered blocked kick in end zone, vs. Atlanta, 1/9/83 (Blocked by Paul Davis)
Mike Merriweather, vs. L.A. Rams, 11/5/89 <i>Has never happened</i>	Punt Blocked For Safety	Terrence Fleke, at Miami, 12/21/14 <i>Has never happened</i>
Penalty on Mitch Trubisky enforced in end zone for a safety vs. Chicago, 12/31/17 Ron Jaworski tackled in end zone by Doug Martin and Matt Blair, at Philadelphia, 1/3/81	Safety Recorded	Sam Bradford sacked in end zone by Leonard Floyd at Chicago, 10/9/17 Fran Tarkenton tackled in end zone, vs. Pittsburgh, 1/12/75
Linval Joseph, at Jacksonville, 12/11/16 Matt Blair, at Philadelphia, 1/3/81	Field Goal Blocked	Bobby Wagner, at Seattle, 12/10/18 at Green Bay, 1/9/05
Antoine Winfield, 59 yards, at New Orleans, 10/6/08 Bobby Bryant, 90 yards, vs. L.A. Rams, 12/26/76	Blocked FG Returned For A TD	Chandler Jones, 58 yards, vs. New England, 9/12/14 <i>Has never happened</i>
Dan Bailey, vs. New Orleans, 10/28/18 Chuck Nelson, at San Francisco, 1/1/89	PAT Missed (1 pt.)	Cody Parkey, vs. Chicago, 12/30/18 Mike Cofer, at San Francisco, 1/16/90
Everson Griffen, at New Orleans, 9/21/14 Carl Eller, at Dallas, 1/1/78	PAT Blocked	A'Shawn Robinson, at Detroit, 11/23/17 <i>Has never happened</i>
Minnesota 50, Jacksonville 10, 12/20/98 <i>Has never happened</i>	50 Points Scored In A Game	San Francisco 51, Minnesota 7, 12/18/84 <i>Has never happened</i>
Minnesota 41, Miami 17, 12/16/18 Minnesota 41, Arizona 21, 1/10/99	40 Points Scored In A Game	Green Bay 42, Minnesota 10, at Green Bay, 10/2/14 N.Y. Giants 41, Minnesota 0, 1/14/01
Minnesota 16, Green Bay 0, 12/23/17 <i>Has never happened</i>	Shutout Scored	Green Bay 34, Minnesota 0, 11/11/07 N.Y. Giants 41, Minnesota 0, 1/14/01
Minnesota 21, St. Louis 18, 11/8/15 <i>Has never happened</i>	Overtime Victory	Detroit 22, Minnesota 16, 11/5/16 New Orleans 31, Minnesota 28, 1/24/10
Kirk Cousins pass to Adam Thielen, at Chicago, 11/18/18 Leroy Hoard run, at St. Louis, 1/16/00	Successful Two-Point Conversion	Mitch Trubisky pass to Nick Kwiatkowski, vs. Chicago, 12/30/18 <i>Has never happened</i>

2018 FINAL NFL STANDINGS

AMERICAN FOOTBALL CONFERENCE

East						
Team	W	L	T	Pct.	PF	PA
z-New England	11	5	0	.688	436	325
Miami	7	9	0	.438	319	433
Buffalo	6	10	0	.375	269	374
NY Jets	4	12	0	.250	333	441

West						
Team	W	L	T	Pct.	PF	PA
*-Kansas City	12	4	0	.750	565	421
y-LA Chargers	12	4	0	.750	428	329
Denver	6	10	0	.375	329	349
Oakland	4	12	0	.250	290	467

North						
Team	W	L	T	Pct.	PF	PA
z-Baltimore	10	6	0	.625	389	287
Pittsburgh	9	6	1	.594	428	360
Cleveland	7	8	1	.469	359	392
Cincinnati	6	10	0	.375	368	455

South						
Team	W	L	T	Pct.	PF	PA
z-Houston	11	5	0	.688	402	316
y-Indianapolis	10	6	0	.625	433	344
Tennessee	9	7	0	.563	310	303
Jacksonville	5	11	0	.313	245	316

y-Clinched Wild Card
z-Clinched Division
*-Clinched Division and Homefield Advantage

NATIONAL FOOTBALL CONFERENCE

East						
Team	W	L	T	Pct.	PF	PA
z-Dallas	10	6	0	.625	339	324
y-Philadelphia	9	7	0	.563	367	348
Washington	7	9	0	.438	281	359
NY Giants	5	11	0	.313	369	412

West						
Team	W	L	T	Pct.	PF	PA
z-LA Rams	13	3	0	.813	527	384
y-Seattle	10	6	0	.625	428	347
San Francisco	4	12	0	.250	342	435
Arizona	3	13	0	.188	225	425

North						
Team	W	L	T	Pct.	PF	PA
z-Chicago	12	4	0	.750	421	283
Minnesota	8	7	1	.531	360	341
Green Bay	6	9	1	.406	376	400
Detroit	6	10	0	.375	324	360

South						
Team	W	L	T	Pct.	PF	PA
*-New Orleans	13	3	0	.813	504	353
Atlanta	7	9	0	.438	414	423
Carolina	7	9	0	.438	376	382
Tampa Bay	5	11	0	.313	396	464

2018 NFL POSTSEASON

home team in CAPS

AFC Wild Card Playoffs

Indianapolis 21, HOUSTON 7
LA Chargers 23, BALTIMORE 17

AFC Divisional Playoffs

KANSAS CITY 31, Indianapolis 13
NEW ENGLAND 41, LA Chargers 28

AFC Championship Game

New England 37, KANSAS CITY 31 OT

NFC Wild Card Playoffs

DALLAS 24, Seattle 22
Philadelphia 16, CHICAGO 15

NFC Divisional Playoffs

LA RAMS 30, Dallas 22
NEW ORLEANS 20, Philadelphia 14

NFC Championship Game

LA Rams 26, NEW ORLEANS 23 OT

Super Bowl LIII at Mercedes Benz Stadium, Atlanta, Georgia

New England 13, Los Angeles 3

Pro Bowl at Camping World Stadium, Orlando, Florida

AFC 26, NFC 7



RECORDS

VIKINGS ALL-TIME LEADERS

RUSHING

Player	Yards	Att.	Avg.	Long	TD
1. Peterson, Adrian (2007-16)	11,747	2,418	4.9	82t	97
2. Smith, Robert (1993-00)	6,818	1,411	4.8	78t	32
3. Foreman, Chuck (1973-79)	5,887	1,533	3.8	51	52
4. Brown, Bill (1962-74)	5,757	1,627	3.5	48	52
5. Brown, Ted (1979-86)	4,546	1,117	4.1	60	40
6. Osborn, Dave (1965-75)	4,320	1,172	3.7	73	29
7. Nelson, Darrin (1982-89, '91-92)	4,231	981	4.3	72	18
8. Mason, Tommy (1961-66)	3,252	761	4.3	71	28
9. Bennett, Michael (2001-05)	3,174	713	4.5	85t	12
10. Taylor, Chester (2006-09)	2,797	655	4.3	95t	18

RECEIVING

Player	No.	Yards	Avg.	Long	TD
1. Carter, Cris (1990-01)	1,004	12,383	12.3	78t	110
2. Moss, Randy (1998-04, '10)	587	9,316	15.9	82t	92
3. Jordan, Steve (1982-94)	498	6,307	12.7	68t	28
4. Carter, Anthony (1985-93)	478	7,635	16.0	73t	52
5. Reed, Jake (1991-99, '01)	413	6,433	15.6	82t	33
6. Rashad, Ahmad (1976-82)	400	5,489	13.7	76t	34
7. White, Sammy (1976-86)	393	6,400	16.3	69t	50
8. Rudolph, Kyle (2011-)	386	3,787	9.8	47t	41
9. Brown, Ted (1979-86)	339	2,850	8.4	67t	13
10. Foreman, Chuck (1973-79)	336	3,057	9.1	66t	23

RUSHING-RECEIVING YARDS

Player	Rushing	Receiving	Total
1. Peterson, Adrian (2007-16)	11,747	1,945	13,692
2. Carter, Cris (1990-01)	24	12,383	12,407
3. Moss, Randy (1998-04, '10)	159	9,316	9,475
4. Foreman, Chuck (1973-79)	5,879	3,057	8,936
5. Brown, Bill (1962-74)	5,757	3,177	8,934

PASSER RATING (MINIMUM 1,500 ATTEMPTS)

Player	Att.	Cmp.	Pct.	Yards	TD	Int	Lg	Rtg
1. Culpepper, Daunte	2,607	1,678	64.4	20,162	135	86	82t	91.5 (1999-05)
2. Johnson, Brad (1992-98, 05-06)	1,670	1,036	62.0	11,098	65	48	82t	82.5
3. Tarkenton, Fran (1961-66, 72-78)	4,569	2,635	57.7	33,098	239	194	89t	80.1

PASSING YARDS & TOUCHDOWNS

Player	YARDS	TD	Att.	Cmp.	Pct.
3. Tarkenton, Fran (1961-66, 72-78)	33,098	239	4,569	2,635	57.7
2. Kramer, Tommy (1977-89)	24,775	159	3,648	2,011	55.1
1. Culpepper, Daunte	20,162	135	2,607	1,678	64.4 (1999-05)

SCORING

Player	TD	2 pt.	PAT	FG	Total
1. Cox, Fred (1963-77)	-	-	519	282	1,365
2. Carter, Cris (1990-01)	110	5	-	-	670
3. Longwell, Ryan (2006-11)	-	-	228	135	633
4. Peterson, Adrian (2007-16)	102	1	-	-	614
5. Revez, Fuad (1990-95)	-	-	199	133	598
6. Moss, Randy (1998-04, '10)	93	3	-	-	564
7. Walsh, Blair (2012-16)	-	-	156	133	555
8. Anderson, Gary (1998-02)	-	-	215	109	542
9. Brown, Bill (1962-74)	76	-	-	-	456
10. Foreman, Chuck (1973-79)	75	-	-	-	450

FIELD GOAL PCT. (MINIMUM 100 MADE)

Player	Att.	Made	Pct.	Long
1. Longwell, Ryan (2006-11)	157	135	86.0	55
2. Anderson, Gary (1998-02)	129	109	84.5	53
3. Walsh, Blair (2012-16)	158	133	84.2	56

PUNTING AVERAGE (MINIMUM 250)

Player	No.	Net Avg.	Long	Bk.
1. Jeff Locke (2013-16)	290	38.8	72	1
2. Kluwe, Chris (2005-12)	623	37.2	70	1
3. Newsome, Harry (1990-93)	308	35.1	84	2

INTERCEPTIONS

Player	No.	Yards	Avg.	Long	TD
1. Krause, Paul (1968-79)	53	852	16.1	81	2
2. Bryant, Bobby (1967-80)	51	749	14.7	46t	3
3. Sharrockman, Ed (1962-72)	40	804	20.1	47t	3
4. Browner, Joey (1983-91)	37	465	12.6	45	3
5. Wright, Nate (1971-80)	32	272	8.5	44	0
6. Lee, Carl (1983-93)	29	350	12.1	58t	2
7t. Turner, John (1979-83, 85, 87)	22	227	10.3	36	1
Thomas, Orlando (1995-01)	22	225	10.2	45t	2
9. Winfield, Antoine (2004-12)	21	227	10.8	56	2
10. Harrison Smith (2012-)	20	384	19.2	81t	4

SACKS

Player	No.	Yards
1. Eller, Carl (1964-78)	130.0	1,015
2. Marshall, Jim (1961-79)	127.0	1,026
3. Randle, John (1990-00)	114.0	722
4. Page, Alan (1967-78)	108.0	797
5. Doleman, Chris (1985-93, 99)	96.5	729

TACKLES (DEFENSE ONLY)

Player	Solo	Asst.	Total
1. Studwell, Scott (1977-90)	1,266	662	1,928
2. Blair, Matt (1974-85)	944	460	1,404
3. Siemon, Jeff (1972-82)	1,002	373	1,375
4. Greenway, Chad (2006-16)	885	449	1,334
5. Page, Alan (1967-78)	866	252	1,118

SPECIAL TEAMS TACKLES

Player	Solo	Asst.	Total
1. Walsh, Cris (1994-02)	114	33	147
2. Morrow, Harold (1996-02)	95	45	140
3. Ashley, Walker Lee (1983-88, 90)	77	43	120
4. Nord, Keith (1979-85)	89	24	113
5. Farwell, Heath (2005-10)	67	46	113

PUNT RETURNS (MINIMUM 50 RETURNS)

Player	No.	Yards	Avg.	Long	TD
1. Sherels, Marcus (2010-)	231	2,447	10.6	86t	5
2. Moore, Mewelde (2004-07)	74	768	10.4	71t	2
3. Palmer, David (1994-00)	162	1,610	9.9	74t	2
4. Butler, Bill (1962-64)	55	545	9.9	60t	1
5. Lewis, Leo (1981-91)	194	1,812	9.3	78t	1

KICKOFF RETURNS (MINIMUM 50 RETURNS)

Player	No.	Yards	Avg.	Long	TD
1. Patterson, Cordarrelle (2013-16)	134	4,075	30.4	109t	5
2. Harvin, Percy (2009-12)	114	3,183	27.9	105t	5
3. West, Charlie (1968-73)	78	1,991	25.5	82	0
4. Rhymes, Buster (1985-87)	62	1,558	25.1	88	0
5. Jones, Clinton (1967-72)	89	2,209	24.8	96t	1

COMBINED YARDAGE

Player	Total	Rush	Rec.	Int.	Punt	Kick	Fum.
1. Peterson, Adrian (2007-16)	14,120	11,747	1,945	-	-	428	-
2. Carter, Cris (1990-01)	12,410	24	12,383	-	-	-	3
3. Nelson, Darrin (1982-89, 91-92)	10,365	4,231	2,202	-	313	3,619	-
4. Moss, Randy (1998-04, '10)	9,670	159	9,316	-	162	33	-
5. Brown, Bill (1962-74)	9,237	5,757	3,177	-	0	303	-

BOLD - Active for Vikings in 2018

VIKINGS SINGLE SEASON LEADERS

RUSHING

Player	Yards	Att.	Avg.	Long	TD
1. Peterson, Adrian (2012).....	2,097	348	6.0	82t	12
2. Peterson, Adrian (2008).....	1,760	363	4.8	67t	10
3. Smith, Robert (2000).....	1,521	295	5.1	72t	7
4. Peterson, Adrian (2015).....	1,485	327	4.5	80t	11
5. Peterson, Adrian (2009).....	1,383	314	4.4	64t	18
6. Peterson, Adrian (2007).....	1,341	238	5.6	73t	12
7. Peterson, Adrian (2010).....	1,298	283	4.6	80t	12
8. Bennett, Michael (2002).....	1,296	255	5.0	85t	5
9t. Peterson, Adrian (2013).....	1,266	279	4.5	78t	10
9t. Smith, Robert (1997).....	1,266	232	5.4	78t	6

RECEPTIONS

Player	No.	Yards	Avg.	Long	TD
1. Carter, Cris (1995).....	122	1,371	11.2	60t	11
2. Carter, Cris (1994).....	122	1,256	10.3	65t	7
3. Thielen, Adam (2018).....	113	1,373	12.2	68	9
4. Moss, Randy (2003).....	111	1,632	14.7	72	17
5. Moss, Randy (2002).....	106	1,347	12.7	60	7
6. Diggs, Stefan (2018).....	102	1,021	10.0	75t	9
7. Carter, Cris (2000).....	96	1,274	13.3	53	9
8. Carter, Cris (1996).....	96	1,163	12.1	43t	10
9. Thielen, Adam (2017).....	91	1,276	14.0	65t	4
10. Carter, Cris (1999).....	90	1,241	13.8	68	13

RUSHING YARDS

Player	Yards	No.	Avg.	Long	TD
1. Moss, Randy (2003).....	1,632	111	14.7	72	17
2. Moss, Randy (2000).....	1,437	77	18.7	78t	15
3. Moss, Randy (1999).....	1,413	80	17.7	67t	11
4. Thielen, Adam (2018).....	1,373	113	12.2	68	9
5. Carter, Cris (1995).....	1,371	122	11.2	60t	11
6. Moss, Randy (2002).....	1,347	106	12.7	60	7
7. Reed, Jake (1996).....	1,320	72	18.3	82t	7
8. Moss, Randy (1998).....	1,313	69	19	61t	17
9. Rice, Sidney (2009).....	1,312	83	15.8	63	8
10. Thielen, Adam (2017).....	1,276	91	14.0	65t	4

RUSHING-RECEIVING YARDS

Player	Rushing	Receiving	Total
1. Peterson, Adrian (2012).....	2,097	217	2,314
2. Peterson, Adrian (2008).....	1,760	125	1,885
3. Smith, Robert (2000).....	1,521	348	1,869
4. Peterson, Adrian (2009).....	1,383	438	1,819
5. Foreman, Chuck (1975).....	1,070	691	1,761

PASSER RATING

Player	Att.	Cmp.	Pct.	Yards	TD	Int	Lg	Rtg
1. Culpepper, Daunte (2004).....	548	379	69.2	4,717	39	11	82t	110.9
2. Favre, Brett (2009).....	531	363	68.4	4,202	33	7	63	107.2
3. Cunningham, Randall (1998).....	425	259	60.9	3,704	34	10	67t	106.0

PASSING YARDS

Player	Yards	Att.	Cmp.	Pct.	TD	Int	Lg	Rtg
1. Culpepper, Daunte (2004).....	4,717	548	379	69.2	39	11	82t	110.9
2. Cousins, Kirk (2018).....	4,298	606	425	70.1	30	10	75t	99.7
3. Moon, Warren (1994).....	4,264	601	371	61.7	18	19	65t	79.9

PASSING TOUCHDOWNS

Player	TDs	Att.	Cmp.	Pct.	Yds	Int	Rtg
1. Culpepper, Daunte (2004).....	39	548	379	69.2	4,717	11	110.9
2. Cunningham, Randall (1998).....	34	425	259	60.9	3,704	10	106.0
3t. Moon, Warren (1995).....	33	606	377	62.2	4,228	14	91.5
3t. Culpepper, Daunte (2000).....	33	474	297	62.7	3,937	16	98.0
3t. Favre, Brett (2009).....	33	531	363	68.4	4,202	7	107.2

SCORING

Player	TD	2 pt.	PAT	FG	Total
1. Anderson, Gary (1998).....	–	–	59	35	164
2. Walsh, Blair (2012).....	–	–	36	35	141
3. Walsh, Blair (2015).....	–	–	33	34	135

FIELD GOAL PCT. (AT LEAST 1 ATTEMPT PER TEAM'S GAMES PLAYED)

Player	Att.	Made	Pct.	Long
1. Anderson, Gary (1998).....	35	35	100.0	53
2. Anderson, Gary (2000).....	22	23	95.7	49
3. Longwell, Ryan (2010).....	18	17	94.4	48

PUNTING AVERAGE (AT LEAST 2.5 PUNTS PER TEAM'S GAMES PLAYED)

Player	No.	Net Avg.	Long	Blk.
1. Wile, Matt (2018).....	72	41.5	70	1
2. Kluwe, Chris (2012).....	72	39.7	59	0
3. Locke, Jeff (2013).....	75	39.2	65	0

INTERCEPTIONS

Player	No.	Yards	Avg.	Long	TD
1. Krause, Paul (1975).....	10	201	20.1	81	0
2t. Russell, Brian (2003).....	9	185	20.6	50	0
2t. Sharper, Darren (2005).....	9	276	30.7	92t	2
2t. Thomas, Orlando (1995).....	9	108	12.0	45t	1
5t. Bryant, Bobby (1969).....	8	97	12.1	56	0
5t. Chavous, Corey (2003).....	8	143	17.9	39	1
5t. Holt, Issiac (1986).....	8	54	6.8	27	0
5t. Lee, Carl (1988).....	8	118	14.8	58t	2
5t. McMillian, Audray (1992).....	8	157	19.6	51t	2

SACKS

Player	No.	Yards
1. Allen, Jared (2011).....	22.0	150
2. Doleman, Chris (1989).....	21.0	196
3t. Millard, Keith (1989).....	18.0	108
3t. Page, Alan (1976).....	18.0	126
5. Randle, John (1997).....	15.5	108

TACKLES (DEFENSE ONLY)

Player	Solo	Asst.	Total
1. Studwell, Scott (1981).....	156	74	230
2. Siemon, Jeff (1978).....	170	59	229
3. Blair, Matt (1981).....	146	74	220
4. Studwell, Scott (1983).....	132	83	215
5. Studwell, Scott (1984).....	142	71	213

SPECIAL TEAMS TACKLES

Player	Solo	Asst.	Total
1. Browner, Joey (1983).....	23	15	38
2. Allen, Nate (1977).....	24	11	35
3. Farwell, Heath (2007).....	19	13	32
4. Morrow, Harold (1997).....	22	10	32
5t. Dillon, Terry (1963).....	23	6	29
5t. Griffith, Robert (1995).....	21	8	29
5t. Nelson, Jim (2000).....	18	11	29

PUNT RETURNS (MINIMUM 20 RETURNS/16 GAMES)

Player	No.	Yards	Avg.	Long	TD
1. Sherels, Marcus (2013).....	22	335	15.2	86t	1
2. Sherels, Marcus (2016).....	21	292	13.9	79t	2
3. Palmer, David (1995).....	26	342	13.2	74t	1
4. Palmer, David (1997).....	34	444	13.1	57	0
5. Lewis, Leo (1987).....	22	275	12.5	78t	1

KICKOFF RETURNS (MINIMUM 20 RETURNS/16 GAMES)

Player	No.	Yards	Avg.	Long	TD
1. Patterson, Cordarrelle (2013).....	43	1,393	32.4	109t	2
2. Patterson, Cordarrelle (2015).....	32	1,019	31.8	101t	2
3. Patterson, Cordarrelle (2016).....	25	792	31.7	104t	1
4. Allison, Aundrae (2007).....	20	574	28.7	104t	1
5. Harvin, Percy (2009).....	42	1,156	27.5	101t	2

COMBINED YARDAGE

Player	Total	Rush	Rec.	Int.	Punt Ret.	Kick Ret.	Fum. Ret.
1. Peterson, Adrian.....	2,314	2,097	217	–	–	–	–
(2012)							
2. Harvin, Percy.....	2,081	135	790	–	–	1,156	–
(2009)							
3. Walker, Herschel.....	2,051	770	315	–	–	966	–
(1990)							
4. Peterson, Adrian.....	2,021	1,341	261	–	0	412	–
(2007)							
5. Patterson, Cordarrelle.....	2,020	158	469	–	0	1,393	–
(2012)							

BOLD - Active in 2018 for Vikings

VIKINGS SINGLE GAME LEADERS

RUSHING YARDS

Player, Game	Yards	Att.	Avg.	Long	TD
1. Peterson, Adrian, 11/4/07, vs. S.D.	296	30	9.8	64t	3
2. Peterson, Adrian, 10/14/07, at Chi.	224	20	11.2	73t	3
3. Peterson, Adrian, 12/16/12, at StL.	212	24	8.8	82t	1
4. Peterson, Adrian, 12/1/13, vs. Chi.	211	35	6.0	23	0
5. Peterson, Adrian, 12/2/12, at G.B.	210	21	10.0	82t	1
6. Peterson , Adrian, 11/15/15, at Oak.	203	26	7.8	80t	1
7. Foreman, Chuck, 10/24/76, at Phi.	200	28	7.14	46	2
8. Peterson, Adrian, 12/16/12, at S.F.	199	34	5.8	28	1
9. Peterson, Adrian, 11/9/08, vs. G.B.	192	30	6.4	29t	1
10. Peterson, Adrian, 11/4/12, at Sea.	182	17	10.7	74	2

RECEPTIONS

Player, Game	No.	Yards	Avg.	Long	TD
1. Young, Rickey, 12/16/79, at N.E.	15	116	7.7	17	1
2t. Thielen, Adam, 9/23/18, vs. Buff.	14	105	7.5	19	0
2t. Carter, Chris, 10/2/94, at Ariz.	14	167	11.9	29	0
3t. Diggs, Stefon, 11/6/16, vs. Det.	13	80	6.2	12	0
3t. Diggs, Stefon, 11/13/16, at Wash.	13	164	12.6	36	0
3t. Diggs, Stefon, 11/18/18, at Chi.	13	126	9.7	25	1

RECEIVING YARDS

Player, Game	No.	Yards	Avg.	Long	TD
1. White, Sammy, 11/7/76, vs. Det.	7	210	30.0	52	2
2. Moss, Randy, 11/14/99, at Chi.	12	204	17.0	44	0
3t. Thielen, Adam, 12/24/16, at G.B.	12	202	16.8	71t	2
3t. Flately, Paul, 10/24/65, at S.F.	7	202	28.9	58t	2
5. Rice, Sidney, 11/15/09, vs. Det.	7	201	28.7	56	0
6. Moss, Randy, 10/5/98, at G.B.	5	190	38.0	52	2
7. Carter, Anthony, 11/6/88, vs. Det.	8	188	23.5	40	0
8. Carter, Anthony, 11/26/87, at Dal.	8	184	23.0	51	2
9. Diggs, Stefon, 9/18/16, vs. G.B.	9	182	20.2	46	1
10. Jordan, Steve, 11/2/86, at Was.	6	179	29.8	68t	1

RUSHING-RECEIVING YARDS

Player, Game	Rushing	Receiving	Total
1. Peterson, Adrian, 11/4/07, vs. S.D.	296	19	315
2. Foreman, Chuck, 10/24/76, at Phi.	200	65	265
3. Nelson, Darrin, 11/13/83, vs. G.B.	119	137	256
4. Peterson, Adrian, 10/14/07, at Chi.	224	9	233
5. Brown, Bill, 12/13/64, at Chi.	98	128	226

PASSER RATING (MINIMUM 20 ATTEMPTS)

Player, Game	Att	Cmp	Pct	Yds	TD	Int	Rtg
1. Flerotie, Joe, 9/28/03, vs. S.F.	21	16	76.2	267	4	0	157.2
2. Bridgewater, Teddy, 12/20/15, vs. Chi.	20	17	85.0	231	4	0	154.4
3. Tarkenton, Fran, 10/13/74, vs. Hou. ...	24	18	75.0	274	3	0	151.7

PASSING YARDS (MINIMUM 20 ATTEMPTS)

Player, Game	Yds	Att	Cmp	Pct	TD	Int	Rtg
1. Kramer, Tommy, 11/2/86, @ Was.	490	35	20	57.1	4	1	128.0
2. Kramer, Tommy, 12/14/80, vs. Cle.	456	49	38	77.5	4	0	132.7
3. Kapp, Joe, 9/28/69, vs. Balt.	449	43	28	65.1	7	1	129.7

PASSING TOUCHDOWNS (MINIMUM 20 ATTEMPTS)

Player, Game	TDs	Att	Cmp	Pct	Yds	Int	Rtg
1. Kapp, Joe, 9/28/69, vs. Balt.	7	43	28	65.1	449	1	129.7
2. Kramer, Tommy, 9/28/86, vs. G.B.	6	25	16	64.0	241	0	135.2

SCORING

Player, Game	TD	2 pt.	PAT	FG	Total
1t. Foreman, Chuck, 12/20/75, at Buf.	4	-	-	-	24
1t. Rashad, Ahmad, 9/27/79, vs. SF.	4	-	-	-	24
3. Karlis, Rich, 11/5/89, vs. LA Rams.	3	-	-	7	21
4t. Moss, Randy, 11/26/98, at Dal.	3	1	-	-	20
4t. Anderson, Gary, 12/13/98, at Balt.	-	-	2	6	20
4t. Asiatia, Matt, 11/2/14, vs. Was.	3	1	-	-	20

FIELD GOALS MADE

Player, Game	Att.	Made	Pct.	Long
1. Karlis, Rich, 11/5/89, vs. LA Rams	7	7	100.0	40
2t. Anderson, Gary, 12/13/98, at Balt.	6	6	100.0	46
2t. Forbath, Kai, 10/22/17, vs. Balt.	6	6	100.0	46

BOLD - Active in 2018 for Vikings

PUNTING AVERAGE (MINIMUM 4 PUNTS)

Player, Game	No.	Net Avg.	Long	In20
1. Wile, Matt, 12/30/18, vs. Chi.	5	51.8	65	2
2. Berger, Mitch, 11/15/98, vs. Cin.	4	48.3	66	2
3. Locke, Jeff, 11/24/16, at Det.	4	48.0	57	3
4. Kluge, Chris, 10/9/11, vs. Ariz.	4	47.5	51	2

INTERCEPTIONS

Player, Game	No.	Yards	Avg.	Long	TD
1t. Winston, Roy, 10/25/64, at SF.	3	24	8.0	15	0
1t. Mackbee, Earsell, 10/26/69, vs. Det.	3	22	7.3	22	0
1t. Bryant, Bobby, 11/9/69, vs. Cle.	3	62	20.7	56	0
1t. Sharrock, Ed, 12/13/70, at BPA.	3	28	9.3	6	0
1t. Bryant, Bobby, 12/8/73, at G.B.	3	86	28.7	46	1
1t. Turner, John, 10/12/80, vs. Chi.	3	3	3.0	10	0
1t. Teal, Willie, 11/28/82, vs. Chi.	3	13	4.3	13	0
1t. Scott, Todd, 9/27/92, at Cin.	3	15	5.0	11	0
1t. McMillian, Audray, 11/22/92, vs. Cle.	3	73	24.3	35	0
1t. Glenn, Vencie, 12/27/92, vs. G.B.	3	55	18.3	39	0
1t. Del Rio, Jack, 12/5/93, at Det.	3	3	1.0	3	0
1t. Williams, Brian, 11/23/03, vs. Det.	3	71	23.7	42t	1
1t. Sharper, Darren, 11/13/05, at NYG	3	123	41.0	92t	1

SACKS

Player, Game	No.	Yards
1. Holloway, Randy, 9/16/84, vs. Atl.	5.0	37
2. Allen, Jared, 10/5/09, vs. G.B.	4.5	19.5
3t. Doleman, Chris, 12/25/89, vs. Cin.	4.0	33.5
3t. Martin, Doug, 10/23/83, at Phi.	4.0	32
3t. Millard, Keith, 9/25/88, vs. G.B.	4.0	21
3t. Williams, Kevin, 10/12/08, vs. Det.	4.0	28
8t. Allen, Jared, 1/1/12, vs. Chi.	3.5	19.5
8t. Randle, John, 9/22/96, vs. G.B.	3.5	21.5
8t. Robinson, Brian, 10/21/12, vs. Ari.	3.5	18
8t. Hunter, Danielle, 11/4/18, vs. Det.	3.5	14.5

TACKLES (DEFENSE ONLY)

Player, Game	Solo	Asst.	Total
1. Studwell, Scott, 11/17/85, at Det.	16	8	24
2. Greenway, Chad, 11/20/11, vs. Oak.	12	10	22
3t. Studwell, Scott, 9/24/89, at Pit.	11	10	21
3t. McDaniel, Ed, 9/4/94, at G.B.	15	6	21
5t. Studwell, Scott, 10/2/83, vs. Dal.	10	10	20
5t. Studwell, Scott, 12/8/84, at SF.	16	4	20
5t. Blair, Matt, 11/13/83, vs. G.B.	9	11	20
5t. Browner, Joey, 10/27/85, at Chi.	15	5	20
9. Del Rio, Jack, 12/1/94, vs. Chi.	11	8	19
10t. Many tied w/ '18 total tackles			

SPECIAL TEAMS TACKLES

Player, Game	Solo	Asst.	Total
1. Farwell, Heath, 11/25/07, at NYG.	7	0	7
2. Henderson, Wymon, 11/6/88, vs. Det.	6	0	6

PUNT RETURNS (MINIMUM 3 RETURNS)

Player, Game	No.	Yards	Avg.	Long	TD
1. West, Charlie, 11/3/68, vs. Was.	3	107	35.6	98t	1
2. Sherels, Marcus, 10/21/13, at NYG	4	119	29.8	86t	1
3. Moore, Melwede, 11/13/05, at NYG.	3	87	29.0	71	0

KICKOFF RETURNS (MINIMUM 3 RETURNS)

Player, Game	No.	Yards	Avg.	Long	TD
1. Patterson, Cordarrelle, 9/15/13, at Chi.	3	149	49.7	105t	1
2. Allison, Aundrae, 12/2/07, vs. Det.	3	144	47.7	104t	1
3. Patterson, Cordarrelle, 10/27/13 vs. G.B.	5	228	45.6	109t	1

COMBINED YARDAGE

Player, Game	Total	Rush	Rec.	Int.	Punt	Kick	Fum.
1. Peterson, Adrian, 10/14/07, at Chi.	361	224	9	-	-	128	-
2. Peterson, Adrian, 11/4/07, vs. S.D.	315	296	19	-	-	-	-
3. Nelson, Darrin, 11/13/83, vs. G.B.	278	119	137	-	-	22	-

RUSHING

Year	Player	Att	Yards	Avg	Lg	TD#NFL/NFC
1961	McElhenny, Hugh	120	570	4.8	41	3 15
1962	Mason, Tommy	167	740	4.4	71	2 10
1963	Mason, Tommy	166	763	4.6	70t	7 5
1964	Brown, Bill	226	866	3.8	48	7 4
1965	Brown, Bill	160	699	4.5	40	6 6
1966	Brown, Bill	251	829	3.3	33t	6 4
1967	Osborn, Dave	215	972	4.5	73t	2 2
1968	Brown, Bill	222	805	3.6	32	11 8
1969	Osborn, Dave	186	643	3.5	58t	7 10
1970	Osborn, Dave	207	681	3.2	16	5 137/8
1971	Jones, Clinton	180	675	3.7	73t	4 20/10
1972	Reed, Oscar	151	639	4.2	43	2 26/12
1973	*Foreman, Chuck	182	801	4.4	50t	4 18/9
1974	Foreman, Chuck	199	777	3.9	32	9 11/4
1975	Foreman, Chuck	280	1,070	3.8	31t	13 5/2
1976	Foreman, Chuck	278	1,155	4.1	46	13 6/4
1977	Foreman, Chuck	270	1,112	4.1	51	6 6/3
1978	Foreman, Chuck	237	749	3.2	21	5 22/8
1979	Young, Rickey	188	708	3.8	23t	3 22T/10T
1980	Brown, Ted	219	912	4.2	55t	8 10/7
1981	Brown, Ted	274	1,063	3.9	34	6 15/9
1982	Brown, Ted	120	515	4.3	30	1 191/9T
1983	Nelson, Darrin	154	642	4.2	56t	1 31/16
1984	*Anderson, Alfred	201	773	3.8	23	2 20/12
1985	Nelson, Darrin	200	893	4.5	37	5 19/11
1986	Nelson, Darrin	191	793	4.2	42	4 16/10
1987	Nelson, Darrin	131	642	4.9	72	2 16/8
1988	Nelson, Darrin	112	380	3.4	27	1 53/23
1989	Walker, Herschel	169	669	4.0	47	5 20/10
1990	Walker, Herschel	184	770	4.2	58t	5 19/9
1991	Walker, Herschel	198	825	4.2	71t	10 11/5
1992	Allen, Terry	266	1,201	4.5	51	13 6/3
1993	Graham, Scottie	118	488	4.1	31	3 34/16
1994	Allen, Terry	255	1,031	4.0	45	8 8/4
1995	Smith, Robert	139	632	4.5	58t	5 30/15
1996	Smith, Robert	162	692	4.3	57	3 24/10
1997	Smith, Robert	232	1,266	5.5	78t	6 7/3
1998	Smith, Robert	249	1,187	4.8	74t	6 11/5
1999	Smith, Robert	221	1,015	4.6	70t	2 14/7
2000	Smith, Robert	295	1,521	5.2	72t	7 2/1
2001	*Bennett, Michael	172	682	4.0	31t	2 27/13
2002	Bennett, Michael	255	1,296	5.1	85t	5 11/3
2003	Williams, Moe	174	745	4.3	61	5 27/14
2004	Smith, Onterio	124	544	4.4	38	2 36/18
2005	Moore, Mewelde	155	662	4.3	33	1 29/11
2006	Taylor, Chester	303	1,216	4.0	95t	6 9/5
2007	*Peterson, Adrian	238	1,341	5.6	73t	12 2/1
2008	Peterson, Adrian	363	1,760	4.8	67t	10 1/1
2009	Peterson, Adrian	314	1,383	4.4	64t	18 5/2
2010	Peterson, Adrian	283	1,298	4.6	80t	12 6/2
2011	Peterson, Adrian	208	970	4.7	54	12 18/8
2012	Peterson, Adrian	348	2,097	6.0	82t	12 1/1
2013	Peterson, Adrian	279	2,166	6.5	78t	10 5/4
2014	Asiata, Matt	164	570	3.5	19	9 32/18
2015	Peterson, Adrian	327	1,485	4.5	80t	11 1/1
2016	McKinnon, Jerick	159	539	3.4	36	2 33/15
2017	Murray, Latavius	216	842	3.9	46	8 20/8
2018	Cook, Dalvin	133	615	4.6	70	2 32/16

*rookie
#rushing yards/QB rating ranks

PASSING

Year	Player	Att	Cmp	Pct	Yds	TD	Int	Rtg#NFL/NFC
1961	*Tarkenton, F.	280	157	56.1	1,997	18	17	74.7 8
1962	Tarkenton, F.	329	163	49.5	2,595	22	25	66.9 12
1963	Tarkenton, F.	297	170	57.2	2,311	15	15	78.0 6
1964	Tarkenton, F.	306	171	55.9	2,506	22	11	91.8 2
1965	Tarkenton, F.	329	171	52.0	2,609	19	11	83.8 6
1966	Tarkenton, F.	358	192	53.6	2,561	17	16	73.8 6
1967	*Kapp, J.	214	102	47.7	1,386	8	17	48.2 19
1968	Kapp, J.	248	129	52.1	1,695	10	17	58.8 13
1969	Kapp, J.	237	120	50.6	1,726	19	13	78.5 10
1970	Cuozzo, G.	257	128	49.8	1,720	7	10	64.3 20/10
1971	Cuozzo, G.	168	75	44.6	842	6	8	52.2 25T/14
1972	Tarkenton, F.	378	215	56.9	2,651	18	13	80.2 3/3
1973	Tarkenton, F.	274	169	61.7	2,113	15	7	93.2 2/2
1974	Tarkenton, F.	351	199	56.7	2,598	17	12	82.1 7/4
1975	Tarkenton, F.	425	273	64.2	2,994	25	13	91.8 2/1
1976	Tarkenton, F.	412	255	61.8	2,961	17	8	89.3 6/3
1977	Tarkenton, F.	258	155	60.1	1,734	9	14	69.2 9/3
1978	Tarkenton, F.	572	345	60.3	3,468	25	32	68.9 12/4
1979	Kramer, T.	566	315	55.7	3,397	23	24	69.3 17T/6T
1980	Kramer, T.	522	299	57.3	3,582	19	23	72.2 19/9
1981	Kramer, T.	593	322	54.3	3,912	26	24	72.6 18/10
1982	Kramer, T.	308	176	57.1	2,037	15	12	77.3 13T/8
1983	Dils, S.	444	239	53.8	2,840	11	16	66.8 22/11
1984	Kramer, T.	236	124	52.5	1,678	9	10	70.6 23/12
1985	Kramer, T.	506	277	54.7	3,522	19	26	67.8 21/11
1986	Kramer, T.	372	208	55.9	3,000	24	10	92.6 1/1
1987	Wilson, W.	264	140	53.0	2,106	14	13	76.7 16/8
1988	Wilson, W.	332	204	61.4	2,746	15	9	91.5 3/1
1989	Wilson, W.	342	184	53.8	2,467	9	12	71.1 21/9
1990	Gannon, R.	349	182	52.1	2,278	16	16	68.9 23T/12
1991	Gannon, R.	354	211	59.6	2,166	12	6	81.5 11/6
1992	Gannon, R.	279	159	57.0	1,905	12	13	72.9 18/11
1993	McMahon, J.	331	200	60.4	1,968	9	8	76.3 16/7
1994	Moon, W.	601	371	61.7	4,264	18	19	79.9 13/7
1995	Moon, W.	606	377	62.2	4,228	33	14	91.5 7/6
1996	Johnson, B.	311	195	62.7	2,258	17	10	89.4 3/4
1997	Johnson, B.	452	275	60.8	3,036	20	12	84.5 9/4
1998	Cunningham, R.	425	259	60.9	3,704	34	10	106.0 1/1
1999	George, J.	329	191	58.1	2,816	23	12	94.2 3/3
2000	Culpepper, D.	474	297	62.7	3,937	33	16	98.0 4/3
2001	Culpepper, D.	366	235	64.2	2,612	14	13	83.3 11/6
2002	Culpepper, D.	549	333	60.7	3,853	18	23	75.3 26/11
2003	Culpepper, D.	454	295	65.0	3,479	25	11	96.4 3/1
2004	Culpepper, D.	548	379	69.2	4,717	39	11	110.9 2/1
2005	Johnson, B.	294	184	62.6	1,885	12	4	88.9 11/3
2006	Johnson, B.	439	270	61.5	2,750	9	15	72.0 27/15
2007	Jackson, T.	294	171	58.2	1,911	9	12	70.8 28/13
2008	Frerotte, G.	301	178	59.1	2,157	12	15	73.7 28/14
2009	Favre, B.	531	363	68.4	4,202	33	7	107.2 2/2
2010	Favre, B.	358	217	60.6	2,509	11	19	69.9 29/14
2011	*Ponder, C.	291	158	54.3	1,853	13	13	70.1 31/16
2012	Ponder, C.	483	300	62.1	2,935	18	12	81.2 21/12
2013	Cassel, M.	254	153	60.2	1,807	11	9	81.6 25/16
2014	*Bridgewater, T.	402	259	64.4	2,919	14	12	85.2 22/12
2015	Bridgewater, T.	447	292	65.3	3,231	14	9	88.7 22/11
2016	Bradford, S.	552	395	71.6	3,877	20	5	99.3 6/5
2017	Keenum, C.	481	325	67.6	3,547	22	7	98.3 7/5
2018	Cousins, K.	606	425	70.1	4,298	30	10	99.7 10/7



Robert Smith had 4 straight 1,000+ yard rushing seasons and retired after the 2000 season with the Vikings season and career rushing records.

RECEIVING

Year	Player	No.	Yds.	Avg.	Long	TD	#NFL/NFC
1961	Reichow, Jerry.....	50	859	17.2	51t	11	12T
1962	Reichow, Jerry.....	39	561	14.4	41	3	22T
1963	Flatley, Paul.....	51	867	17.0	62	4	10T
1964	Brown, Bill.....	48	703	14.6	64	9	11
1965	Flatley, Paul.....	50	896	17.9	58	7	10T
1966	Flatley, Paul.....	50	777	15.0	41	3	12T
1967	Osborn, Dave.....	34	272	8.0	29	1	30T
1968	Washington, Gene.....	46	756	16.3	61	6	9
1969	Washington, Gene.....	39	821	21.1	83t	9	29
1970	Washington, Gene.....	44	702	15.9	49t	4	16T/11T
1971	Grim, Bob.....	45	691	15.3	55t	7	13T/7T
1972	Gilliam, John.....	47	1,035	22.0	66t	7	10T/5T
1973	Gilliam, John.....	42	907	21.6	54t	8	19T/8T
1974	Foreman, Chuck.....	53	586	11.1	66t	6	8/6
1975	Foreman, Chuck.....	73	691	9.5	33	9	1/1
1976	Foreman, Chuck.....	55	567	10.3	41t	1	5/2
1977	Rashad, Ahmad.....	51	681	13.4	48t	2	5T/1T
1978	Young, Rickey.....	88	705	8.0	48	5	1/1
1979	Rashad, Ahmad.....	80	1,156	14.5	52t	9	2/1
1980	Rashad, Ahmad.....	69	1,095	15.9	76t	5	5/4
1981	Brown, Ted.....	83	694	8.4	63	2	3/2
1982	Brown, Ted.....	31	207	6.7	29	2	32T/17T
1983	Nelson, Darrin.....	51	618	12.1	68	0	33T/18T
1984	Lewis, Leo.....	47	830	17.7	56	4	44/23
1985	Jordan, Steve.....	68	795	11.7	32	0	15/7
1986	Jordan, Steve.....	58	859	14.8	68t	6	29T/12
1987	Carter, Anthony.....	38	922	24.3	73t	7	48T/19T
1988	Carter, Anthony.....	72	1,225	17.0	67t	6	9T/7T
1989	Carter, Anthony.....	65	1,066	16.4	50	4	17/12
1990	Carter, Anthony.....	70	1,008	14.4	56t	8	12/6
1991	Carter, Cris.....	72	962	13.4	50	5	9T/4
1992	Carter, Cris.....	53	681	12.8	44	6	33T/20
1993	Carter, Cris.....	86	1,071	12.5	58	9	4T/4T
1994	Carter, Cris.....	122	1,256	10.3	65t	7	1/1
1995	Carter, Cris.....	122	1,371	11.2	60t	17	2T/2T
1996	Carter, Cris.....	96	1,163	12.1	43t	10	5/4
1997	Carter, Cris.....	89	1,069	12.0	43	13	4/3
1998	Carter, Cris.....	78	1,011	13.0	54t	12	11T/5
1999	Carter, Cris.....	90	1,241	13.8	68	13	5T/2
2000	Carter, Cris.....	96	1,274	13.3	53	9	6/3
2001	Moss, Randy.....	82	1,233	15.0	73t	10	16/7
2002	Moss, Randy.....	106	1,347	12.7	60	7	3/1
2003	Moss, Randy.....	111	1,632	14.7	72	17	2/2
2004	Wiggins, Jermaine.....	71	705	9.9	39	4	28/14
2005	Wiggins, Jermaine.....	69	568	8.2	24	1	29T/12T
2006	Taylor, Travis.....	57	651	11.4	36	3	48T/26T
2007	Wade, Bobby.....	54	647	12.0	40	3	52T/27T
2008	Wade, Bobby.....	53	645	12.2	59t	2	56T/24T
2009	Rice, Sidney.....	83	1,312	15.8	63	8	12T/6T
2010	Harvin, Percy.....	71	868	12.2	53t	5	21T/12T
2011	Harvin, Percy.....	87	967	11.1	52t	6	6/4
2012	Harvin, Percy.....	62	677	10.9	45	3	42t/25
2013	Jennings, Greg.....	68	804	11.8	70t	4	39/21
2014	Jennings, Greg.....	59	742	12.6	38	6	58T/29T
2015	*Diggs, Stefan.....	52	720	13.8	40t	4	62t/30t
2016	Diggs, Stefan.....	84	903	10.8	46	3	16/8
2017	Thielen, Adam.....	91	1,276	14.0	65t	4	8/4
2018	Thielen, Adam.....	113	1,373	12.2	68	9	4t/3t

PUNTING

Year	Player	No.	Avg.	Long	Blckd	#NFL/NFC
1961	*Mercer, Mike.....	63	39.0	59	2	12
1962	Mercer, Mike.....	19	43.5	77	0	12
1963	Cox, Fred.....	70	38.7	57	0	15
1964	Walden, Bobby.....	72	46.4	73	0	1
1965	Walden, Bobby.....	51	42.1	61	0	8
1966	Walden, Bobby.....	60	41.1	70	0	9
1967	Walden, Bobby.....	75	41.6	76	0	6
1968	Hill, King.....	35	41.0	53	0	DNQ
1969	Lee, Bob.....	67	40.0	56	0	10
1970	McNeill, Tom.....	61	38.0	64	0	25/12
1971	Lee, Bob.....	89	39.6	58	0	20/10
1972	Eischeid, Mike.....	62	42.7	61	1	51/2T
1973	Eischeid, Mike.....	66	39.8	57	0	21/12
1974	Eischeid, Mike.....	73	36.1	50	1	25/12
1975	*Clabo, Neil.....	73	41.1	62	2	7/4
1976	Clabo, Neil.....	69	38.8	55	0	19/8
1977	Clabo, Neil.....	83	39.8	69	0	11/7
1978	Coleman, Greg.....	51	39.0	59	1	14/7
1979	Coleman, Greg.....	90	39.5	70	1	20/10
1980	Coleman, Greg.....	81	38.8	67	0	24/13
1981	Coleman, Greg.....	88	41.4	73	0	12/7
1982	Coleman, Greg.....	58	41.1	67	0	13/9
1983	Coleman, Greg.....	91	41.5	65	0	12T/4T
1984	Coleman, Greg.....	82	42.4	62	0	7/2
1985	Coleman, Greg.....	67	42.8	62	0	7/4
1986	Coleman, Greg.....	67	41.4	69	0	11/7
1987	Coleman, Greg.....	45	39.7	54	1	19/9
1988	Scribner, Bucky.....	84	40.3	55	2	15T/8
1989	Scribner, Bucky.....	72	39.8	55	0	19/9
1990	Newsome, Harry.....	78	42.3	61	1	7T/5
1991	Newsome, Harry.....	68	45.5	65	0	2/1
1992	Newsome, Harry.....	72	45.0	84	1	2/1
1993	Newsome, Harry.....	90	42.9	64	0	12T/6T
1994	Saxon, Mike.....	77	42.9	67	0	7T/5
1995	Saxon, Mike.....	72	40.9	60	0	23T/11T
1996	Berger, Mitch.....	88	41.1	63	2	26/13
1997	Berger, Mitch.....	73	42.9	65	0	13T/5T
1998	Berger, Mitch.....	55	44.7	67	0	7T/3
1999	Berger, Mitch.....	61	45.4	75	0	2/1
2000	Berger, Mitch.....	62	44.7	60	0	4T/1
2001	Berger, Mitch.....	47	43.5	67	0	7T/2T
2002	Richardson, Kyle.....	62	39.9	59	1	28T/14
2003	*Johnson, Eddie.....	56	39.1	55	1	27/14
2004	Bennett, Darren.....	57	39.3	61	0	29/15
2005	*Kluwe, Chris.....	71	44.1	62	0	6/2
2006	Kluwe, Chris.....	93	42.3	68	0	25/14
2007	Kluwe, Chris.....	81	44.7	70	0	8/4
2008	Kluwe, Chris.....	73	47.6	62	1	4/3
2009	Kluwe, Chris.....	73	43.9	60	0	15/7
2010	Kluwe, Chris.....	83	43.0	59	0	21/11
2011	Kluwe, Chris.....	77	45.7	60	0	13/4
2012	Kluwe, Chris.....	72	45.0	59	0	22/10
2013	*Locke, Jeff.....	75	44.2	65	0	24/12
2014	Locke, Jeff.....	75	44.2	62	1	23/10
2015	Locke, Jeff.....	66	41.6	61	0	32/16
2016	Locke, Jeff.....	74	42.6	72	0	29/14
2017	Quigley, Ryan.....	71	42.2	56	0	32/16
2018	Wile, Matt.....	72	45.2	70	1	15/10

*rookie
#receptions/gross punt average ranks



Anthony Carter was the 1st Vikings player to record 3 consecutive 1,000+ yard receiving seasons, hitting the mark in 1988, '89 and '90.

SCORING

Year	Player	TD	PAT	FG	Tot.	#NFL/NFC
1961	Reichow, Jerry.....	11	—	—	66	16T
1962	Christopherson, Jim.....	—	28	11	61	20
1963	Cox, Fred.....	—	39	12	75	10
1964	Cox, Fred.....	—	40	21	103	6
1965	Cox, Fred.....	—	44	23	113	3
1966	Cox, Fred.....	—	34	18	88	11
1967	Cox, Fred.....	—	26	17	77	8
1968	Cox, Fred.....	—	31	19	88	6
1969	Cox, Fred.....	—	43	26	121	1
1970	Cox, Fred.....	—	35	30	125	1/1
1971	Cox, Fred.....	—	25	22	91	8T/4T
1972	Cox, Fred.....	—	34	21	97	9T/5T
1973	Cox, Fred.....	—	33	21	96	12/8
1974	Foreman, Chuck.....	15	—	—	90	4T/3
1975	Foreman, Chuck.....	22	—	—	132	2/1
1976	Cox, Fred.....	—	32	19	89	5/3
1977	Foreman, Chuck.....	9	—	—	54	24T/9T
	White, Sammy.....	9	—	—	54	24T/9T
1978	Danmeier, Rick.....	—	36	12	72	19T/7T
1979	Danmeier, Rick.....	—	28	13	67	30/12
1980	Danmeier, Rick.....	—	33	16	81	16T/7T
1981	Danmeier, Rick.....	—	34	21	97	15/8
1982	Danmeier, Rick.....	—	23	8	47	26/15
1983	Ricardo, Benny.....	—	33	25	108	13/9
1984	Stenerud, Jan.....	—	30	20	90	24/12
1985	Stenerud, Jan.....	—	41	15	86	25/14
1986	Nelson, Chuck.....	—	44	22	110	4/3
1987	Nelson, Chuck.....	—	36	13	75	20T/10
1988	Nelson, Chuck.....	—	48	20	108	9T/4T
1989	Karlis, Rich.....	—	27	31	120	3T/3T
1990	Igwebuike, Donald.....	—	19	14	61	39/21
1991	Revez, Fuad.....	—	34	17	85	21T/11T
1992	Revez, Fuad.....	—	45	19	102	12/5
1993	Revez, Fuad.....	—	27	26	105	14T/7
1994	Revez, Fuad.....	—	30	34	132	2T/1T
1995	Revez, Fuad.....	—	44	26	122	7T/4T
1996	Sisson, Scott.....	—	30	22	96	21/9
1997	Carter, Cris.....	13	—	3 (2pt)	84	26T/11T
1998	Anderson, Gary.....	—	59	35	164	1/1
1999	Anderson, Gary.....	—	46	19	103	20/7
2000	Anderson, Gary.....	—	45	22	111	11/6
2001	Anderson, Gary.....	—	29	15	74	33T/15
2002	Anderson, Gary.....	—	36	18	90	28T/14
2003	Elling, Aaron.....	—	48	18	102	17T/8T
	Moss, Randy.....	17	—	—	102	17T/8T
2004	Andersen, Morten.....	—	45	18	99	20T/7T
2005	Edinger, Paul.....	—	31	25	106	19/7
2006	Longwell, Ryan.....	—	27	21	90	31/14
2007	Longwell, Ryan.....	—	39	20	99	24T/11T
2008	Longwell, Ryan.....	—	40	29	127	7T/6T
2009	Longwell, Ryan.....	—	54	26	132	3/2
2010	Longwell, Ryan.....	—	30	17	81	28/15
2011	Longwell, Ryan.....	—	38	22	104	23/13
2012	*Walsh, Blair.....	—	36	35	141	4/3
2013	Walsh, Blair.....	—	43	26	121	15/7
2014	Walsh, Blair.....	—	29	26	107	20/10
2015	Walsh, Blair.....	—	33	34	135	4/3
2016	Forbath, Kai.....	—	11	15	56	48T/25T
2017	Forbath, Kai.....	—	34	32	130	10T/5T
2018	Bailey, Dan.....	—	30	21	93	23T/14T


FIELD GOALS

Year	Player	Att.	Made	Pct.	Long	#NFL/NFC
1961	*Mercer, Mike.....	21	9	42.9	34	11
1962	Christopherson, Jim.....	20	11	55.0	44	6T
1963	Cox, Fred.....	24	12	50.0	46	7T
1964	Cox, Fred.....	33	21	63.6	47	3
1965	Cox, Fred.....	35	23	65.7	53	1
1966	Cox, Fred.....	33	18	54.5	44	10
1967	Cox, Fred.....	33	17	51.5	44	7
1968	Cox, Fred.....	29	19	65.5	45	3
1969	Cox, Fred.....	37	26	70.3	48	1
1970	Cox, Fred.....	46	30	65.2	47	8/5
1971	Cox, Fred.....	32	22	68.7	47	5/3
1972	Cox, Fred.....	33	21	63.6	43	13T/4T
1973	Cox, Fred.....	35	21	60.0	41	19T/9T
1974	Cox, Fred.....	20	12	60.0	46	14T/7T
1975	Cox, Fred.....	17	13	76.4	52	6/4
1976	Cox, Fred.....	31	19	61.3	49	11/7
1977	Cox, Fred.....	17	8	47.1	42	23/12
1978	Danmeier, Rick.....	19	12	63.2	47	18/11
1979	Danmeier, Rick.....	22	13	59.1	44	22/11
1980	Danmeier, Rick.....	26	16	61.5	47	18T/9
1981	Danmeier, Rick.....	25	21	84.0	45	2/2
1982	Danmeier, Rick.....	14	8	57.1	43	24T/12T
1983	Ricardo, Benny.....	33	25	75.8	47	14/7
1984	Stenerud, Jan.....	23	20	87.0	54	1/1
1985	Stenerud, Jan.....	26	15	57.7	49	25/12
1986	Nelson, Chuck.....	28	22	78.6	53	4/2
1987	Nelson, Chuck.....	24	13	54.2	51	27/13
1988	Nelson, Chuck.....	25	20	80.0	49	6/2
1989	Karlis, Rich.....	39	31	79.5	51	5/3
1990	Igwebuike, Donald.....	16	14	87.5	48	4/1
1991	Revez, Fuad.....	24	17	70.8	50	17/9
1992	Revez, Fuad.....	25	19	76.0	52	12/6
1993	Revez, Fuad.....	35	26	74.3	51	10T/6T
1994	Revez, Fuad.....	39	34	87.2	51	3/1
1995	Revez, Fuad.....	36	26	72.2	51	13T/6T
1996	Sisson, Scott.....	29	22	75.9	44	18T/8T
1997	Murray, Eddie.....	17	12	70.6	49	28T/14
1998	Anderson, Gary.....	35	35	100.0	53	2/1
1999	Anderson, Gary.....	30	19	63.3	44	23T/9T
2000	Anderson, Gary.....	23	22	95.7	49	17T/9
2001	Anderson, Gary.....	18	15	83.3	44	29/14
2002	Anderson, Gary.....	23	18	78.3	53	23/12
2003	Elling, Aaron.....	25	18	72.0	51	23T/12
2004	Andersen, Morten.....	22	18	81.8	48	23T/11T
2005	Edinger, Paul.....	34	25	73.5	56	12T/6T
2006	Longwell, Ryan.....	25	21	84.0	49	22T/11
2007	Longwell, Ryan.....	24	20	83.3	55	28/14
2008	Longwell, Ryan.....	34	29	85.3	54	8T/5T
2009	Longwell, Ryan.....	28	26	92.9	52	10T/4
2010	Longwell, Ryan.....	18	17	94.4	48	26/15
2011	Longwell, Ryan.....	28	22	78.6	53	25T/12T
2012	*Walsh, Blair.....	38	35	92.1	56	1/1
2013	Walsh, Blair.....	30	26	86.7	54	13T/6T
2014	Walsh, Blair.....	35	26	74.3	55	15T/7
2015	Walsh, Blair.....	39	34	87.2	54	1/1
2016	Forbath, Kai.....	15	15	100.0	51	31/15
2017	Forbath, Kai.....	38	32	84.2	53	9T/4T
2018	Bailey, Dan.....	28	21	75.0	52	20/12

*rookie
#total points/FGs made/ranks



Fuad Revez made 31 consecutive FGs over the 1994-95 seasons.



Jerry Reichow led the fledgling Vikings in scoring in 1961 with 66 points.

KICKOFF RETURNS

Year	Player	No.	Yds.	Avg.	Long	TD	#NFL/NFC
1961	*Mason, Tommy	25	603	24.1	42	0	15
1962	Butler, Billy	26	588	22.6	45	0	17
1963	Butler, Billy	33	713	21.6	35	0	17
1964	Butler, Billy	26	597	23.0	34	0	17
1965	*Rentzel, Lance	23	602	26.2	101t	1	10
1966	Fitzgerald, Mike	14	301	21.5	28	0	21
1967	Jones, Clinton	25	597	23.8	96t	1	14
1968	*West, Charlie	22	576	26.1	82	0	6
1969	Jones, Clinton	17	444	26.1	71	0	7
1970	Jones, Clinton	19	452	23.7	41	0	17/7
1971	West, Charlie	24	556	23.0	36	0	19/13
1972	Gilliam, John	14	369	26.3	47	0	8/6
1973	McClanahan, Brent	16	410	25.6	45	0	14/5
1974	McClanahan, Brent	23	549	23.9	52	0	20/10
1975	McClanahan, Brent	17	360	21.2	42	0	30/15
1976	*Willis, Leonard	24	552	23.0	57	0	19/7
1977	Moore, Manfred	24	523	21.8	48	0	25/15
1978	*Miller, Kevin	40	856	21.4	38	0	24/7/10/7
1979	Edwards, Jimmy	44	1,103	25.1	83	0	2/1
1980	Payton, Eddie	53	1,184	22.3	59	0	14/7/7
1981	Payton, Eddie	39	898	23.0	99t	1	11/6
1982	Redwine, Jarvis	12	286	23.8	76	0	5/3
1983	Nelson, Darrin	18	445	24.7	50	0	3/1
1984	Nelson, Darrin	39	891	22.8	47	0	6/3
1985	*Rhymes, Buster	53	1,345	25.4	88	0	5/4
1986	Bess, Rufus	31	705	22.7	43	0	9/4
1987	Guggemos, Neal	36	808	22.4	42	0	7/7/5/7
1988	*Harris, Darryl	39	833	21.4	30	0	12/7/4/7
1989	Nelson, Darrin	14	307	21.9	32	0	DNQ
1990	Walker, Herschel	44	966	22.0	64	0	7/5
1991	Nelson, Darrin	31	682	22.0	50	0	9/6
1992	Nelson, Darrin	29	626	21.6	53	0	10/7/7
1993	*Ismail, Qadry	42	902	21.5	47	0	10/7/7
1994	Ismail, Qadry	35	807	23.1	61	0	13/10
1995	Ismail, Qadry	42	1,037	24.7	71	0	7/7/2
1996	Ismail, Qadry	28	527	18.8	32	0	38/19
1997	Palmer, David	32	711	22.2	62	0	20/13
1998	Palmer, David	50	1,176	23.5	88t	1	18/9
1999	Tate, Robert	25	627	25.1	76t	1	4/3
2000	*Walters, Troy	30	692	23.1	38	0	18/9
2001	Jacquet, Nate	46	1,012	22.0	53	0	24/7/13
2002	Williams, Moe	24	516	21.5	51	0	32/20
2003	*Smith, Onterio	27	588	21.8	46	0	24/13
2004	Campbell, Kelly	35	760	21.7	55	0	26/14
2005	Robinson, Koren	47	1,221	26.0	86t	1	5/1
2006	Johnson, Bethel	45	1,054	23.4	65	0	21/10
2007	*Allison, Aundrae	20	574	28.7	104t	1	3/1
2008	Hicks, Maurice	29	690	23.8	38	0	24/13
2009	*Harvin, Percy	42	1,156	27.5	101t	2	4/3/7
2010	Harvin, Percy	40	933	23.3	95t	1	21/9
2011	Harvin, Percy	16	520	32.5	104	1	DNQ
2012	Harvin, Percy	16	574	35.9	105t	1	DNQ
2013	*Patterson, Cordarelle	43	1,393	32.4	109t	2	1/1
2014	Patterson, Cordarelle	34	871	25.6	51	0	6/2
2015	Patterson, Cordarelle	32	1,019	31.8	101t	2	1/1
2016	Patterson, Cordarelle	25	792	31.7	104t	1	1/1
2017	McKinnon, Jerick	12	312	26.0	39	0	DNQ
2018	Abdullah, Ameer	10	258	25.8	33	0	DNQ

*rookie

#KR average/PR average ranks



Tommy Mason led the club in punt and kickoff returns as a rookie in 1961.

PUNT RETURNS

Year	Player	No.	Yds.	Avg.	Long	TD	#NFL/NFC
1961	*Mason, Tommy	14	146	10.4	23	0	5
1962	Butler, Billy	12	169	14.1	46	0	DNQ
1963	Butler, Billy	21	220	10.5	60t	1	4
1964	Butler, Billy	22	156	7.1	32	0	12
1965	Mason, Tommy	9	63	7.0	17	0	DNQ
1966	Sharrockman, Ed	9	95	10.5	76	0	DNQ
1967	Grim, Bob	25	101	4.0	81	0	12
1968	*West, Charlie	20	201	10.0	98t	1	4
1969	West, Charlie	39	245	6.3	55	0	6
1970	West, Charlie	29	169	5.8	53	0	24/10
1971	West, Charlie	18	94	5.2	16	0	22/9
1972	Gilliam, John	16	110	6.8	23	0	137/61
1973	Bryant, Bobby	25	140	5.6	16	0	26/12
1974	Wallace, Jackie	25	191	7.6	30	0	30/15
1975	Bryant, Bobby	19	125	6.6	16	0	25/15
1976	*Willis, Leonard	30	207	6.9	29	0	277/137
1977	Moore, Manfred	47	277	5.9	28	0	33/15
1978	*Miller, Kevin	48	239	5.0	47	0	30/15
1979	Edwards, Jimmy	33	186	5.6	42	0	26/12
1980	Payton, Eddie	34	251	7.4	19	0	25/13
1981	Payton, Eddie	38	303	8.0	28	0	18/10
1982	Payton, Eddie	22	179	8.1	35	0	13/6
1983	Bess, Rufus	21	158	7.5	23	0	25/13
1984	Nelson, Darrin	23	180	7.8	21	0	19/9
1985	Nelson, Darrin	16	133	8.3	21	0	DNQ
1986	Bess, Rufus	23	162	7.0	15	0	20/10
1987	Lewis, Leo	22	275	12.5	78t	1	57/37
1988	Lewis, Leo	58	550	9.5	64	0	12/5
1989	Lewis, Leo	44	446	10.1	65	0	8/7
1990	Lewis, Leo	25	180	7.2	30	0	187/12
1991	Lewis, Leo	30	225	7.5	44	0	19/14
1992	Parker, Anthony	33	336	10.2	42	0	9/4
1993	*Guliford, Eric	29	212	7.3	50	0	21/10
1994	*Palmer, David	30	193	6.4	20	0	24/11
1995	Palmer, David	26	342	13.2	74t	1	1/1
1996	Palmer, David	22	216	9.8	69t	1	12/6
1997	Palmer, David	34	444	13.1	57	0	3/1
1998	Palmer, David	28	289	10.3	53	0	14/8
1999	Moss, Randy	17	162	9.5	64t	1	DNQ
2000	*Walters, Troy	15	217	14.5	63	0	DNQ
2001	Jacquet, Nate	29	219	7.6	23	0	22/12
2002	*Davis, Nick	24	190	7.9	57	0	17/12
2003	*Howry, Keenan	35	247	7.1	52	0	25/11
2004	Burleson, Nate	25	214	8.6	91t	1	16/7
2005	Moore, Mewelde	21	245	11.7	71t	1	3/2
2006	Moore, Mewelde	36	365	10.1	71t	1	11/4
2007	Moore, Mewelde	13	130	10.0	42	0	DNQ
2008	Berrian, Bernard	7	114	16.3	82t	1	DNQ
2009	Reynaud, Darius	30	308	10.3	36	0	97/4
2010	Camarrillo, Greg	39	359	9.2	52	0	16/9
2011	Sherels, Marcus	33	277	8.4	53	0	23/10
2012	Sherels, Marcus	32	287	9.0	77t	1	17/7
2013	Sherels, Marcus	22	335	15.2	86t	1	2/1
2014	Sherels, Marcus	27	297	11.0	35	0	6/3
2015	Sherels, Marcus	34	311	9.1	65t	1	12/7
2016	Sherels, Marcus	21	292	13.9	79t	2	2/1
2017	Sherels, Marcus	39	372	9.5	46	0	7/4
2018	Sherels, Marcus	23	276	12.0	70	0	6/2



Leo Lewis led the Vikings in punt returns in 5 straight seasons from 1987-91.

INTERCEPTIONS

Year	Player	No.	Yds.	Avg.	Long	TD	#NFL/NFC
1961	*Hawkins, Rip	5	70	14.0	34	0	16T
1962	Sharockman, Ed	6	92	15.3	32	0	9T
1963	Sharockman, Ed	5	93	18.6	47	1	14T
1964	*Rose, George	6	48	8.0	32	1	5T
1965	Sharockman, Ed	6	118	19.7	40	1	3T
1966	Hackbart, Dale	5	73	14.6	41t	1	9T
1967	MacKbee, Earsell	5	98	19.6	40	1	13T
1968	Krause, Paul	7	82	11.7	29	0	7T
1969	Bryant, Bobby	8	97	12.1	56	0	2T
1970	Sharockman, Ed	7	132	18.8	43	1	57/2T
1971	West, Charlie	7	236	33.7	89	0	67/3
1972	Krause, Paul	6	109	18.1	35	2	77/3T
1973	Bryant, Bobby	7	105	15.0	46	1	3/1
1974	Wright, Nate	6	91	15.2	44	0	97/4T
1975	Krause, Paul	10	201	20.1	81	0	2/1
1976	Wright, Nate	7	47	6.6	21	0	67/4T
1977	Bryant, Bobby	4	44	11.0	41	0	29T/15T
1978	Bryant, Bobby	7	69	9.9	23	0	67/4T
1979	Hannon, Tommy	4	85	21.3	52	0	32T/13T
	Wright, Nate	4	44	11.0	32	0	32T/13T
1980	Turner, John	6	22	3.7	13	0	137/4T
1981	Hannon, Tommy	4	28	7.0	28	0	32T/20T
	Teal, Willie	4	23	5.8	15	0	32T/20T
1982	Teal, Willie	4	15	3.8	13	0	97/4T
1983	Turner, John	6	37	6.7	22	0	157/8T
	Swain, John	6	12	2.0	11	0	157/8T
1984	Bess, Rufus	3	7	2.4	7	0	53T/24T
1985	Turner, John	5	62	12.4	25	0	21T/10T
1986	Holt, Isiaia	8	54	6.8	27	0	57/4T
1987	Browner, Joey	6	67	11.2	23	0	27/2T
1988	Lee, Carl	8	118	14.8	58t	2	27/2T
1989	Browner, Joey	5	70	14.0	34	0	167/9T
1990	Browner, Joey	7	103	14.7	31	1	37/2T
1991	Browner, Joey	5	97	19.4	45	0	87/5T
1992	McMillian, Audray	8	157	19.6	61t	2	17/1
1993	Glenn, Vencie	5	49	9.8	23	0	147/6T
1994	Parker, Anthony	4	99	24.8	44t	2	21T/12T
	Glenn, Vencie	4	55	13.8	32	0	21T/12T
1995	*Thomas, Orlando	9	108	12.0	45t	1	1/1
1996	Thomas, Orlando	5	57	11.4	34	0	117/6T
1997	Washington, D.	4	71	17.8	27	0	23T/16T
1998	Hitchcock, Jimmy	7	242	34.6	79t	3	57/2T
1999	Griffith, Robert	3	0	0.0	0	0	43/21
2000	Wong, Kailee	2	28	14.0	14	0	65T/34T
	Tate, Robert	2	12	6.0	12	0	65T/34T
2001	Griffith, Robert	2	25	12.5	14	0	72T/37T
	*Kelly, Eric	2	-7	-3.5	2	0	72T/37T
2002	Biekert, Greg	4	26	6.5	20	0	22T/11T
2003	Russell, Brian	9	185	20.6	50	0	11/1T
2004	Winfield, Antoine	3	89	29.7	56	0	48T/23T
2005	Sharper, Darren	9	276	30.7	92t	2	3/1
2006	Smith, Dwight	4	81	20.3	47	0	187/7T
	Winfield, Antoine	4	33	8.3	26	1	187/7T
	Sharper, Darren	4	10	2.5	10	0	187/7T
2007	Smith, Dwight	4	112	28.0	93t	1	23T/11T
	Sharper, Darren	4	61	15.3	41	1	23T/11T
2008	Leber, Ben	2	29	14.5	28	0	31T/15T
	Sapp, Benny	2	13	6.5	14	0	31T/15T
	Winfield, Antoine	2	5	2.5	4	0	31T/15T
	Williams, Madieu	2	-1	-0.5	0	0	31T/15T
2009	Griffin, Cedric	4	-2	-0.5	0	0	23T/14T
2010	Henderson, E.J.	3	10	3.3	10	0	31T/21T
	Abdullah, Husain	3	5	1.7	5	0	31T/21T
2011	Sanford, Jamarca	2	69	34.5	52	0	62T/41T
2012	*Smith, Harrison	3	87	29.0	56t	2	29T/17T
	Winfield, Antoine	3	37	12.3	31	0	29T/17T
2013	Greenway, Chad	3	23	7.7	23	0	32T/18T
2014	Smith, Harrison	5	150	30.0	81t	1	3t/2t
2015	Newman, Terence	3	4	1.3	4	0	24t/10t
2016	Rhodes, Xavier	5	133	26.6	100t	1	5t/2t
2017	Smith, Harrison	5	42	8.4	19	0	5t/2t
2018	Smith, Harrison	3	66	22.0	52	0	18t/10t
	Harris, Anthony	3	33	11.0	33	0	18t/10t

*rookie
#interception ranks

TACKLES (DEFENSIVE ONLY)

Year	Player	Solo	Assists	Total
1961	*Hawkins, Rip	100	26	126
1962	Hawkins, Rip	74	16	90
1963	Hawkins, Rip	94	20	114
1964	Hawkins, Rip	61	38	99
1965	Vargo, Larry	78	10	88
1966	Warwick, Lonnie	66	26	92
1967	Warwick, Lonnie	90	23	113
1968	Page, Alan	66	30	96
1969	Warwick, Lonnie	70	6	76
1970	Warwick, Lonnie	60	11	71
1971	Hilgenberg, Wally	87	23	110
1972	Page, Alan	99	33	132
1973	Siemon, Jeff	112	43	155
1974	Siemon, Jeff	105	46	151
1975	Page, Alan	82	40	122
1976	Siemon, Jeff	120	41	161
1977	McNeill, Fred	92	44	136
1978	Siemon, Jeff	170	59	229
1979	Blair, Matt	132	37	169
1980	Studwell, Scott	151	54	205
1981	Studwell, Scott	156	74	230
1982	Studwell, Scott	85	37	122
1983	Studwell, Scott	132	83	215
1984	Studwell, Scott	142	71	213
1985	Studwell, Scott	107	97	204
1986	Browner, Joey	98	41	139
1987	Solomon, Jesse	92	29	121
	Browner, Joey	87	34	121
1988	Studwell, Scott	81	45	126
1989	Studwell, Scott	101	71	172
1990	Merriweather, Mike	99	54	153
1991	Merriweather, Mike	101	88	189
1992	Del Rio, Jack	110	39	149
1993	Del Rio, Jack	108	61	169
1994	Del Rio, Jack	118	67	185
1995	McDaniel, Ed	96	40	136
1996	Brad, Jeff	89	57	146
1997	McDaniel, Ed	77	58	135
1998	McDaniel, Ed	100	55	155
1999	McDaniel, Ed	110	56	166
2000	Wong, Kailee	94	40	134
2001	Wong, Kailee	90	26	116
2002	Biekert, Greg	72	75	147
2003	Chavous, Corey	86	22	108
2004	Henderson, E.J.	92	43	125
2005	Cowart, Sam	70	34	104
2006	Henderson, E.J.	95	47	142
2007	Henderson, E.J.	117	38	155
2008	Greenway, Chad	103	47	150
2009	Greenway, Chad	88	39	127
2010	Greenway, Chad	106	43	149
2011	Greenway, Chad	104	70	174
2012	Greenway, Chad	121	70	191
2013	Greenway, Chad	113	54	167
2014	Smith, Harrison	82	38	120
2015	*Kendricks, Eric	80	25	105
2016	Kendricks, Eric	86	40	126
2017	Kendricks, Eric	87	49	136
2018	Kendricks, Eric	77	43	120



Tommy Hannon (45) and Nate Wright (31) combined for 46 career INTs and Wright's 31 ranks 5th in Vikings history.

SACKS


Year	Player	Sacks	Year	Player	Sacks	Year	Player	Sacks
1961	Marshall, Jim	6.0	1977	Eller, Carl	15.0	1989	Doleman, Chris	21.0
1962	Marshall, Jim	9.0	1978	Mullaney, Mark	9.0	1990	Doleman, Chris	11.0
1963	Hultz, Don	10.5	1979	Mullaney, Mark	8.0	1991	Randle, John	9.5
	Marshall, Jim	10.5	1980	Martin, Doug	5.0	1992	Doleman, Chris	14.5
1964	Marshall, Jim	11.5		Mullaney, Mark	5.0	1993	Doleman, Chris	12.5
1965	Marshall, Jim	7.5		Sutherland, Doug	5.0		Randle, John	12.5
1966	Marshall, Jim	7.0	1981	Blair, Matt	6.0	1994	Randle, John	13.5
1967	Page, Alan	8.5		Holloway, Randy	6.0	1995	Randle, John	10.5
1968	Page, Alan	11.0		Martin, Doug	6.0	1996	Randle, John	11.5
1969	Eller, Carl	15.0	1982	Martin, Doug	10.5	1997	Randle, John	15.5
1970	Eller, Carl	13.0	1983	Martin, Doug	12.0	1998	Randle, John	10.5
1971	Page, Alan	9.0	1984	Holloway, Randy	5.0	1999	Randle, John	10.0
1972	Eller, Carl	7.0		Johnson, Charlie	5.0	2000	Randle, John	8.0
1973	Eller, Carl	11.0	1985	*Millard, Keith	11.0	2001	Hovan, Chris	6.0
1974	Page, Alan	11.0	1986	Millard, Keith	10.5	2002	Johnstone, Lance	7.0
1975	Page, Alan	13.0	1987	Doleman, Chris	11.0	2003	*Williams, Kevin	10.5
1976	Page, Alan	18.0	1988	Millard, Keith	8.0	2004	Williams, Kevin	11.5
				Doleman, Chris	8.0	2005	Johnstone, Lance	7.5

*rookie

SPECIAL TEAM TACKLES

Year	Player	Tackles	Year	Player	Tackles	Year	Player	Tackles
1961	*Morris, Jack	18	1978	Allen, Nate	20	1996	Walsh, Chris	16
1962	Sumner, Charlie	12	1979	*Nord, Keith	21	1997	Morrow, Harold	32
1963	Dillon, Terry	29	1980	Nord, Keith	26	1998	*Mays, Kivusama	20
1964	Sharockman, Ed	12	1981	Nord, Keith	17	1999	Morrow, Harold	26
1965	Barnes, Bill	13	1982	Nord, Keith	23	2000	Nelson, Jim	29
1966	Hackbart, Dale	13	1983	*Browner, Joey	38	2001	Morrow, Harold	17
1967	Kirby, John	16	1984	Ashley, Walker Lee	28	2002	*Brewer, Jack	26
1968	Denny, Earl	21	1985	Lee, Carl	23	2003	*Henderson, E.J.	27
1969	Mike Reilly	16	1986	Ashley, Walker Lee	25	2004	Winfield, Antoine	18
1970	Hackbart, Dale	14	1987	Ashley, Walker Lee	21	2005	Owens, Richard	22
1971	Gersbach, Carl	25	1988	Henderson, Wyman	23	2006	Farwell, Heath	25
1972	West, Charlie	20	1989	Dusbabek, Mark	23	2007	Farwell, Heath	32
1973	Martin, Amos	19	1990	McMillian, Audray	20	2008	Abdullah, Husain	24
1974	Martin, Amos	23	1991	Eilers, Pat	22	2009	Onatolu, Kenny	24
1975	McNeill, Fred	18	1992	Reed, Jake	21	2010	Farwell, Heath	19
1976	Blair, Matt	18	1993	Manusky, Greg	26	2011	Frampton, Eric	22
1977	Allen, Nate	35	1994	Abrams, Bobby	28	2012	McKenzie, Tyrone	20
			1995	Griffith, Robert	29	2013	Blanton, Robert	19

*rookie



Doug Martin (#79) and Keith Nord (#49) were key contributors to the Vikings in the early 1980s. Martin led or tied for the team-high in sacks in 4 straight seasons (1980-83) and was the 1st rookie to do so since Alan Page in 1967. Nord led the team in special teams tackles 4 straight seasons (1979-82), achieving the feat as a rookie free agent from St. Cloud State in '79. Nord is the only Vikings player to lead the team in special teams stops 4 times and is the only player to lead the club more than 2 seasons consecutively.

VIKINGS INDIVIDUAL RECORDS

1961-77 - 14 games; 1978-2018 - 16 games

Note: The 1982 regular season was reduced to nine games and the 1987 season to 15 games due to players' strike

COACHES

Games	
259 Bud Grant, 1967-83, 85	
159 Dennis Green, 1992-01	
95 Jerry Burns, 1986-91	
Wins	
158 Bud Grant, 1967-83, 85	
97 Dennis Green, 1992-01	
52 Jerry Burns, 1986-91	
Consecutive Wins	
13 Bud Grant, 1974-75	
12 Bud Grant, 1969-73	
10 Dennis Green, 1999-00	
9 Bud Grant, 1973	
9 Dennis Green, 1998-99	
9 Mike Tice, 2002-03	
Losses	
96 Bud Grant, 1967-83, 85	
62 Dennis Green, 1992-01	
51 Norm Van Brocklin, 1961-66	
Consecutive Losses	
7 Norm Van Brocklin, 1961	
7 Norm Van Brocklin, 1961-62	
6 Les Steckel, 1984	
6 Leslie Frazier, 2011	
Winning Percentage	
62.0 Bud Grant, 1967-83, 85 (158-96-5)	
61.0 Dennis Green, 1992-01 (97-62)	
59.4 Mike Zimmer, 2014-18 (47-32-1)	
54.7 Jerry Burns, 1986-91 (52-43)	
Seasons	
18 Bud Grant, 1967-83, 85	
10 Dennis Green, 1992-01	
6 Norm Van Brocklin, 1961-66	
6 Jerry Burns, 1986-91	
Consecutive Winning Seasons	
6 Bud Grant, 1973-78	
5 Dennis Green, 1996-00	
4 Bud Grant, 1968-71	
4 Jerry Burns, 1986-89	
Division Titles	
11 Bud Grant, 1968-71, '73-78, '80	
4 Dennis Green, 1992, '94, '98, 2000	
2 Mike Zimmer, 2015, '17	
2 Brad Childress, 2008-09	
1 Jerry Burns, 1989	
Consecutive Division Titles	
6 Bud Grant, 1973-78	
4 Bud Grant, 1968-71	
2 Brad Childress, 2008-09	



Chuck Foreman was the 1st Vikings player to score 4 TDs in a game at Buffalo in 1975.

SERVICE

Most Seasons	
19 Jim Marshall, 1961-79	
17 Mick Tingelhoff, 1962-78	
15 Carl Eller, 1964-78	
15 Ron Yary, 1968-82	
15 Roy Winston, 1962-76	
15 Fred Cox, 1963-77	
Most Games Played	
270 Jim Marshall, 1961-79	
240 Mick Tingelhoff, 1962-78	
210 Fred Cox, 1963-77	
209 Carl Eller, 1964-78	
202 Scott Studwell, 1977-90	

Most Consecutive Games Played

270 Jim Marshall, 1961-79	
240 Mick Tingelhoff, 1962-78	
210 Fred Cox, 1963-77	

Most Games Started

270 Jim Marshall, 1961-79	
240 Mick Tingelhoff, 1962-78	
201 Carl Eller, 1964-78	

Most Consecutive Games Started

270 Jim Marshall, 1961-79	
240 Mick Tingelhoff, 1962-78	
181 Tim Irwin, 1982-93	

SCORING

Most Seasons Leading Team

12 Fred Cox, 1963-73, 1976	
6 Ryan Longwell, 2006-11	
5 Rick Danmeier, 1978-82	
5 Fuad Reveziz, 1991-95	
5 Gary Anderson, 1998-02	

Most Consecutive Seasons Leading Team

11 Fred Cox, 1963-73	
6 Ryan Longwell, 2006-11	
5 Rick Danmeier, 1978-82	
5 Fuad Reveziz, 1991-95	
5 Gary Anderson, 1998-02	

POINTS

Career

1,365 Fred Cox, 1963-77 (519-pat, 282-fg)	
670 Cris Carter, 1990-01 (110-td, 5-2 pt)	
633 Ryan Longwell, 2006-11 (228-pat, 135-fg)	
614 Adrian Peterson, 2007-16 (102-td, 1-2 pt)	
598 Fuad Reveziz, 1991-95 (199-pat, 133-fg)	

Season

164 Gary Anderson, 1998 (59-pat, 35-fg)	
141 Blair Walsh, 2012 (36-pat, 35-fg)	
135 Blair Walsh, 2015 (33-pat, 34-fg)	
132 Ryan Longwell, 2009 (54-pat, 26-fg)	
132 Fuad Reveziz, 1994 (30-pat, 34-fg)	
132 Chuck Foreman, 1975 (22-td)	

Most Seasons, 100 or More Points

4 Fred Cox, 1964-65, 1963-70	
4 Fuad Reveziz, 1992-95	
4 Blair Walsh, 2012-15	
3 Gary Anderson, 1998-2000	
3 Ryan Longwell, 2008-09, 2011	

Season, Rookie

141 Blair Walsh, 2012 (36-pat, 35-fg)	
106 Randy Moss, 1998 (17-td, 2-2 pt)	
78 Adrian Peterson, 2007 (13-td)	

Game

24 Chuck Foreman, @ Buf., 12/20/75 (4-tds)	
24 Ahmad Rashad, vs. SF, 9/2/79 (4-tds)	
21 Rich Karlis, vs. LA Rams, 11/5/89 (7-fg)	

Game, Opponent

30 Shaun Alexander, @ Sea., 9/29/02 (5-2 pts)	
28 Paul Hornung, @ G.B., 9/16/62	
(3-tds, 4-pat, 2-fg)	

Most Consecutive Games Scoring

151 Fred Cox, 1963-73	
-----------------------	--

TOUCHDOWNS

Most Seasons Leading Team

8 Adrian Peterson, 2007-13, 2015	
5 Bill Brown, 1964, 1966-68, 1972	
5 Ted Brown, 1980-81, 1983-85	
5 Cris Carter, 1993, 1995-97, 1999	
5 Randy Moss, 1998, 2000-01, 2003-04	

Most Consecutive Seasons Leading Team

7 Adrian Peterson, 2007-13	
4 Chuck Foreman, 1974-77	

Career

110 Cris Carter, 1990-01 (110-p)	
102 Adrian Peterson, 2007-16 (97-r, 5-p)	
93 Randy Moss, 1998-04, 10 (92-p, 1-r)	
76 Bill Brown, 1962-74 (52-r, 23-p, 1-r)	
75 Chuck Foreman, 1973-79 (52-r, 23-p)	

Season

22 Chuck Foreman, 1975 (13-r, 9-p)	
18 Adrian Peterson, 2009 (18-r)	
17 Cris Carter, 1995 (17-p)	
17 Randy Moss, 1998 (17-p)	
17 Randy Moss, 2003 (17-p)	
16 Bill Brown, 1964 (7-r, 9-p)	

Season, Rookie

17 Randy Moss, 1998 (17-p)	
13 Adrian Peterson, 2007 (12-r, 1-p)	

Game

4 Chuck Foreman, @ Buf., 12/20/75 (2-r, 2-p)	
4 Ahmad Rashad, vs. S.F., 9/2/79 (4-p)	

Game, Opponent

5 Shaun Alexander, @ Sea., 9/29/02	
------------------------------------	--

Most Consecutive Games Scoring TD

10 Randy Moss, 2003-04	
7 Mike Williams, 2002	
7 Cris Carter, 1999	
7 Randy Moss, 1998	
7 Chuck Foreman, 1974	
6 Tommy Mason, 1965	
6 Bill Brown, 1968	
6 Ted Brown, 1980	
6 Cris Carter, 1996-1997	
6 Cris Carter, 1998-99	
6 Adrian Peterson, 2011	
6 Cordarrelle Patterson, 2013-14	
6 Adam Thielen, 2018	

POINTS AFTER TOUCHDOWN

Most Attempted, Career

538 Fred Cox, 1963-77	
233 Ryan Longwell, 2006-11	
217 Gary Anderson, 1998-02	

Most Attempted, Season

59 Gary Anderson, 1998	
55 Ryan Longwell, 2009	
49 Chuck Nelson, 1988	
48 Fred Cox, 1975	
48 Aaron Elling, 2003	

Most Attempted, Game

7 Fred Cox, vs. Bal., 9/28/69	
7 Fred Cox, vs. Pit., 11/23/69	
7 Fred Cox, vs. Hou., 10/13/74	
7 Chuck Nelson, @ T.B., 10/23/88	

Most Made, Career

519 Fred Cox, 1963-77	
228 Ryan Longwell, 2006-11	
215 Gary Anderson, 1998-02	

Most Made, Season

59 Gary Anderson, 1998	
59 Ryan Longwell, 2009	
48 Chuck Nelson, 1988	
48 Aaron Elling, 2003	

Most Made, Game

7 Fred Cox, vs. Bal., 9/28/69	
7 Fred Cox, vs. Pit., 11/23/69	
7 Chuck Nelson, @ T.B., 10/23/88	

Most Made, Game, Opponent

8 Jim Bakken, @ StL., 10/6/63	
7 Roger LeClerc, @ T.B., 12/17/61	

Most Consecutive Made

199 Fred Cox, 1968-74	
151 Gary Anderson, 1998-01	
133 Fred Cox, 1964-68	

Highest Percentage, Career (minimum 200 made)

99.1 Gary Anderson, 1998-02 (215-217)	
---------------------------------------	--

Most Made, No Misses, Season

59 Gary Anderson, 1998	
48 Aaron Elling, 2003	
46 Gary Anderson, 1999	

FIELD GOALS

Most Attempted, Career

455 Fred Cox, 1963-77	
171 Fuad Reveziz, 1990-95	
158 Blair Walsh, 2012-16	

Most Attempted, Season

46 Fred Cox, 1970	
39 Rich Karlis, 1989	
39 Fuad Reveziz, 1994	
39 Blair Walsh, 2015	

Most Attempted, Game

7 Rich Karlis, vs. LA Rams, 11/5/89	
6 Fred Cox, vs. N.O., 9/22/70	
6 Fred Cox, @ Chi., 9/23/73	
6 Fred Cox, vs. Cle., 11/4/73	
6 Rich Karlis, vs. Cin., 12/25/89	
6 Fuad Reveziz, vs. G.B., 9/26/93	
6 Gary Anderson, @ Bal., 12/13/98	
6 Ryan Longwell, vs. Ind., 9/14/08	
6 Blair Walsh, @ Tenn., 9/11/16	
6 Kai Forbath, vs. Bal., 10/22/17	

Most Attempted, Game, Opponent

8 Caro Yepremian, vs. Det., 11/13/66	
7 Jason Hanson, @ Det., 10/17/99	

Most Made, Career

282 Fred Cox, 1963-77	
135 Ryan Longwell, 2006-11	
133 Fuad Reveziz, 1990-95	
133 Blair Walsh, 2016	

Most Made, Season

35	Gary Anderson, 1998
35	Blair Walsh, 2012
34	Fuad Revez, 1994
34	Blair Walsh, 2015

Most Made, Season, Rookie

35	Blair Walsh, 2012
9	Mike Mercer, 1961

Most Made, Game

7	Rich Karlis, vs. LA Rams, 11/5/89
6	Gary Anderson, @ Bal., 12/13/98
6	Kai Forbath, vs. Bal., 10/22/17

Most Made, Game, Opponent

6	Garop Yepremian, vs. Det., 11/13/66
6	Jason Hanson, @ Det., 10/17/99

Most Made, No Misses, Game

7	Rich Karlis, vs. LA Rams, 11/5/89
---	-----------------------------------

Most Made, One Quarter

3	Many times, last Blair Walsh, @ StL, 12/16/12 (2nd)
---	---

Most Consecutive Field Goals Made

35	Gary Anderson, 1998
31	Fuad Revez, 1994-95

Most Consecutive Games Made FG

31	Fred Cox, 1968-70
----	-------------------

Longest Field Goal

56	Paul Edinger, vs. G.B., 10/23/05
56	Blair Walsh @ Hou., 12/23/12
55	Ryan Longwell, @ Chi., 10/14/07
55	Blair Walsh, vs. Jax., 9/9/12
55	Blair Walsh, @ Sea., 11/4/12
55	Blair Walsh, vs. Atl., 9/28/14
55	Blair Walsh, @ Buf., 10/19/14
54	Jan Stenerud, vs. Atl., 9/16/84
54	Paul Edinger, vs. Chi., 1/1/06
54	Ryan Longwell, vs. G.B., 11/9/08
54	Ryan Longwell, @ Jax., 11/23/08
54	Blair Walsh, vs. G.B., 12/20/12
54	Blair Walsh, vs. Pit., 9/29/13
54	Blair Walsh, @ Ari., 12/10/16

Longest Field Goal, Opponent

61	Greg Zuerlein, vs. StL, 11/8/15
58	Mason Crosby, vs. G.B., 10/23/11
58	Matt Prater, vs. Det., 11/6/16
57	Justin Tucker, vs. Bal., 10/22/18

Most Made, 50 or More Yards, Career

24	Blair Walsh, 2012-16
11	Ryan Longwell, 2006-11
8	Fuad Revez, 1990-95

Most Made, 50 or More Yards, Season

10	Blair Walsh, 2012
6	Ryan Longwell, 2008
6	Blair Walsh, 2015
6	Kai Forbath, 2017

Most Made, 50 or More Yards, Game

3	Blair Walsh, @ StL., 12/16/12
---	-------------------------------

Highest Field Goal Percentage, Career (100 made)

86.0	Ryan Longwell, 2006-11 (135-157)
84.5	Gary Anderson, 1998-02 (109-129)
84.2	Blair Walsh, 2012-15 (133-158)
77.8	Fuad Revez, 1990-95 (133-171)
62.0	Fred Cox, 1963-77 (282-455)

Highest Field Goal Percentage, Season (Qualifiers)

100.0	Gary Anderson, 1998 (35-35)
95.7	Gary Anderson, 2000 (22-23)
94.4	Ryan Longwell, 2010 (17-18)
92.9	Ryan Longwell, 2009 (26-28)
92.1	Blair Walsh, 2012 (35-38)

SAFETIES

Career

4.0	Jared Allen, 2008-12
2.5	Chris Doleman, 1985-93
2.0	Carl Eller, 1964-78
2.0	Alan Page, 1967-78

Season

2	Alan Page, 1971
2	Jared Allen, 2008

Game

1	Many Times, last at Carolina, 9/25/16, Cam Newton sacked by Danielle Hunter in EZ
---	---

RUSHING

Most Seasons Leading Team

8	Adrian Peterson, 2007-13, 2015
6	Chuck Foreman, 1973-78
6	Robert Smith, 1993-00
5	Darrin Nelson, 1983, 1985-88

Most Consecutive Seasons Leading Team

7	Adrian Peterson, 2007-13
6	Chuck Foreman, 1973-78
6	Robert Smith, 1993-00

ATTEMPTS

Career

2,418	Adrian Peterson, 2007-16
1,627	Bill Brown, 1962-74
1,529	Chuck Foreman, 1973-79
1,411	Robert Smith, 1993-00

Season

363	Adrian Peterson, 2008
348	Adrian Peterson, 2012
327	Adrian Peterson, 2015

Season, Rookie

238	Adrian Peterson, 2007
201	Alfred Anderson, 1984
182	Chuck Foreman, 1973

Game

35	Adrian Peterson, vs. Chi., 12/1/13
34	Adrian Peterson, vs. G.B., 12/30/12
33	Chuck Foreman, vs. S.D., 11/23/75
33	Chuck Foreman, @ Det., 12/17/77
33	Terry Allen, @ Pit., 12/20/92
33	Scottie Graham, vs. K.C., 12/26/93

Game, Opponent

40	Walter Payton, @ Chi., 11/20/77
36	James Jones, vs. Det., 9/7/86
35	Earl Campbell, vs. N.O., 11/24/85

Consecutive Attempts Without Fumble

478	Robert Smith, 1996-98
349	Scottie Graham, 1993-96

YARDS

Career

11,747	Adrian Peterson, 2007-16
6,818	Robert Smith, 1993-00
5,887	Chuck Foreman, 1973-79
5,757	Bill Brown, 1962-74

Season

2,097	Adrian Peterson, 2012
1,760	Adrian Peterson, 2008
1,521	Robert Smith, 2000
1,485	Adrian Peterson, 2015
1,383	Adrian Peterson, 2009
1,341	Adrian Peterson, 2010
1,298	Adrian Peterson, 2017
1,296	Michael Bennett, 2002
1,266	Robert Smith, 1997
1,266	Adrian Peterson, 2013

Season, Rookie

1,341	Adrian Peterson, 2007
801	Chuck Foreman, 1973
773	Alfred Anderson, 1984

Game

296	Adrian Peterson, vs. S.D., 11/4/07
224	Adrian Peterson, @ Chi., 10/14/07
212	Adrian Peterson, @ StL., 12/16/12
211	Adrian Peterson, vs. Chi., 12/1/13
210	Adrian Peterson, @ G.B., 12/2/12
203	Adrian Peterson, @ Oak., 11/15/15
200	Chuck Foreman, @ Phil., 10/24/76
199	Adrian Peterson, vs. G.B., 12/30/12
192	Adrian Peterson, vs. G.B., 11/9/08
182	Adrian Peterson, @ Sea., 11/4/12

Game, Rookie

296	Adrian Peterson, vs. S.D., 11/4/07
224	Adrian Peterson, @ Chi., 10/14/07
148	Onterio Smith, @ Chi., 12/14/03

Game, Opponent

275	Walter Payton, @ Chi., 11/20/77
220	Barry Sanders, vs. Det., 11/24/91
219	James Wilder, vs. T.B., 11/6/83
203	Earl Campbell, @ Hou., 12/21/80

Longest Run (All TDs)

95	Chester Taylor, @ Sea., 10/22/06
85	Michael Bennett, @ T.B., 11/3/02
84	Chester Taylor, @ S.F., 12/9/07
82	Adrian Peterson, @ G.B., 12/2/12
82	Adrian Peterson, @ StL., 12/16/12
80	Clinton Jones, vs. Chi., 11/2/69
80	Adrian Peterson, vs. Det., 9/26/10
80	Adrian Peterson, @ Oak., 11/15/15
78	Robert Smith, @ Buf., 8/31/97
78	Michael Bennett, vs. NVG, 11/10/02
78	Adrian Peterson, vs. Det., 9/8/13

Longest Run, Opponent

99	Tony Dorsett, vs. Dal., 1/3/83 (td)
76	Robert Griffin III, @ Was., 10/14/12 (td)
75	James Wilder, vs. T.B., 11/6/83 (td)
75	Kalen Ballage, vs. Mia, 12/16/18 (td)

Most Seasons, 1,000+ Yards

7	Adrian Peterson, 2007-10, 2012-13, 2015
4	Robert Smith, 1997-00
3	Chuck Foreman, 1975-77

Most Consecutive Seasons, 1,000+ Yards

4	Robert Smith, 1997-00
---	-----------------------

4	Adrian Peterson, 2007-10
---	--------------------------

3	Chuck Foreman, 1975-77
---	------------------------

Most Games, 100+ Yards, Career

49	Adrian Peterson, 2007-16
29	Robert Smith, 1993-00
17	Chuck Foreman, 1973-79
9	Michael Bennett, 2001-05
8	Bill Brown, 1962-74

Most Games, 100+ Yards, Season

10	Adrian Peterson, 2008
10	Adrian Peterson, 2012
8	Robert Smith, 2000

Most Games, 100+ Yards, Opponent

7	Adrian Peterson, 2015
6	Robert Smith, 1997
6	Adrian Peterson, 2007
5	Chuck Foreman, 1975
5	Robert Smith, 1998
5	Michael Bennett, 2002
5	Adrian Peterson, 2010
5	Adrian Peterson, 2013

Most Consecutive Games, 100+ Yards

8	Adrian Peterson, 10/21/12-12/16/12
5	Robert Smith, 11/6/00-11/30/00
4	Michael Bennett, 10/27/02-11/17/02
4	Adrian Peterson, 10/12/08-11/9/08
3	Chuck Foreman, 11/9/75-11/23/75
3	Adrian Peterson, 9/23/07-10/14/07
3	Adrian Peterson, 11/30/08-12/14/08
3	Adrian Peterson, 11/1/15-11/15/15

AVERAGE GAIN

Career (700 att.)

4.90	Adrian Peterson, 2007-16 (2,418-11,747)
4.75	Robert Smith, 1993-99 (1,165-5,297)
4.45	Michael Bennett, 2001-05 (723-3,174)

Season (Qualifiers)

6.0	Adrian Peterson, 2012 (348-2,097)
5.6	Adrian Peterson, 2007 (238-1,341)
5.5	Robert Smith, 1997 (232-1,266)

Game (10 att.)

12.2	Tommy Mason, vs. Bal., 11/17/63
11.7	Terry Allen, @ G.B., 9/6/62
11.4	Michael Bennett, @ T.B., 11/3/02

TOUCHDOWNS

Most Seasons Leading Team

8	Adrian Peterson, 2007-13, 2015
6	Chuck Foreman, 1973-78
6	Ted Brown, 1980-81, 1983-86

Most Consecutive Seasons Leading Team

7	Adrian Peterson, 2007-13
6	Chuck Foreman, 1973-78
4	Ted Brown, 1983-86

Career

97	Adrian Peterson, 2007-16
52	Chuck Foreman, 1973-79
37	Bill Brown, 1962-74
40	Ted Brown, 1979-86

Season

18	Adrian Peterson, 2009
13	Chuck Foreman, 1975
13	Chuck Foreman, 1976
13	Terry Allen, 1992

Season, Rookie

12	Adrian Peterson, 2007
5	Fran Tarkenton, 1961
5	DJ. Dozier, 1987
5	Onterio Smith, 2003

Game

3	Tommy Mason, @ S.F., 10/24/65
3	Clinton Jones, vs. Det., 11/5/70
3	Chuck Foreman, @ G.B., 9/15/74
3	Chuck Foreman, vs. S.D., 11/23/75
3	DJ. Dozier, vs. Den., 10/26/87
3	Herschel Walker, @ Phoe., 10/27/91
3	Daunte Culpepper, vs. Chi., 9/3/00
3	Onterio Smith, vs. K.C., 12/20/03
3	Artose Pinner, @ Det., 12/10/06
3	Adrian Peterson, @ Chi., 10/14/07
3	Adrian Peterson, vs. Buf., 12/5/10
3	Adrian Peterson, vs. Ari., 10/9/11
3	Matt Asiata, vs. Phil., 12/15/13
3	Matt Asiata, vs. Atl., 9/28/14
3	Matt Asiata, vs. Was., 11/2/14

Game, Opponent

4	Lenny Moore, @ Bal., 10/1/61
4	Billy Kilmer, vs. S.F., 10/15/61
4	Barry Sanders, vs. Det., 11/24/91
4	Marshall Faulk, @ StL., 12/10/00
4	Shaun Alexander, @ Sea., 9/29/02

Most Consecutive Games w/Rushing TD

- 7 Moe Williams, 2002
- 6 Bill Brown, 1968
- 6 Adrian Peterson, 2011
- 5 Tommy Mason, 1965

PASSING

Most Seasons Leading Team

- 13 Fran Tarkenton, 1961-66, 1972-78
- 7 Tommy Kramer, 1979-82, 1984-86

Most Consecutive Seasons

Leading Team

- 7 Fran Tarkenton, 1972-78
- 6 Fran Tarkenton, 1961-66
- 5 Daunte Culpepper, 2000-04
- 4 Tommy Kramer, 1979-82

RATING

Highest, Career (1,500 att.)

- 91.5 Daunte Culpepper, 1999-05
- 82.5 Brad Johnson, 1992-98, 2005-06
- 80.2 Fran Tarkenton, 1961-66, 1972-78

Highest, Season (qualifiers)

- 110.9 Daunte Culpepper, 2004
 - 107.2 Brett Favre, 2009
 - 106.0 Randall Cunningham, 1998
 - 99.3 Sam Bradford, 2016
- Game (20 att.)**
- 157.2 Gus Flerotte, vs. S.F., 9/28/03
 - 154.4 Teddy Bridgewater, vs. Chi., 12/20/15
 - 151.8 Fran Tarkenton, vs. Hou., 10/13/74
 - 151.3 Daunte Culpepper, vs. G.B., 12/24/04
 - 151.1 Daunte Culpepper, vs. Car., 11/19/00

ATTEMPTS

Career

- 4,569 Fran Tarkenton, 1961-66, 1972-78
- 3,648 Tommy Kramer, 1977-89
- 2,607 Daunte Culpepper, 1999-05

Season

- 606 Warren Moon, 1995
- 606 Kirk Cousins, 2018**
- 601 Warren Moon, 1994
- 593 Tommy Kramer, 1981

Game

- 63 Rich Gannon, @ N.E., 10/20/91
- 62 Steve Dils, @ T.B., 9/5/81
- 61 Tommy Kramer, @ N.E., 12/16/79

Game, Opponent

- 70 Drew Bledsoe, @ N.E., 11/13/94
- 57 Troy Aikman, @ Dal., 11/26/98
- 55 Doug Williams, vs. T.B., 11/16/80
- 55 Sam Bradford, @ StL., 12/16/12

COMPLETIONS

Career

- 2,635 Fran Tarkenton, 1961-66, 1972-78
- 2,011 Tommy Kramer, 1977-89
- 1,678 Daunte Culpepper, 1999-05

Season

- 425 Kirk Cousins, 2018**
- 395 Sam Bradford, 2016
- 379 Daunte Culpepper, 2004
- 377 Warren Moon, 1995
- 371 Warren Moon, 1994

Game

- 40 Kirk Cousins, vs. Buf., 9/23/18**
- 38 Tommy Kramer, vs. Cle., 12/14/80
- 38 Tommy Kramer, vs. G.B., 11/29/81
- 37 Steve Dils, @ T.B., 9/5/81
- 37 Daunte Culpepper, @ Phi., 9/20/04

Game, Opponent

- 45 Drew Bledsoe, @ N.E., 11/13/94
- 36 Ben Roethlisberger, vs. Pit., 9/29/13
- 35 Drew Bledsoe, vs. Buf., 9/15/02
- 35 Sam Bradford, StL., 12/16/12
- 35 Ryan Tannehill, @ Mia., 12/21/14

Consecutive Passes Completed

- 16 Tommy Kramer, @ G.B., 11/11/79
- 14 Wade Wilson, vs. Det., 11/6/88

COMPLETION PERCENTAGE

Career (1,500 att.)

- 64.4 Daunte Culpepper, 1999-05 (1,678-2,607)
- 62.0 Brad Johnson, 1992-98, 2005-06 (1,036-1,670)
- 57.6 Fran Tarkenton, 1961-66, 1972-78 (2,635-4,569)

Season (qualifier)

- 71.6 Sam Bradford, 2016 (395-552)
- 70.1 Kirk Cousins, 2018 (425-606)**
- 69.2 Daunte Culpepper, 2004 (379-548)
- 68.4 Brett Favre, 2009 (363-531)
- 67.6 Case Keenum, 2017 (325-481)

Game (20 attempts)

- 88.0 Brett Favre, vs. Sea., 11/22/09 (22-25)
- 87.0 Case Keenum, vs. Cin., 12/17/17 (20-23)
- 85.2 Brett Favre, @ Det., 9/20/09 (23-27)
- 85.0 Teddy Bridgewater, vs. Chi., 12/20/15 (17-20)
- 84.3 Sam Bradford, vs. N.O., 9/11/18 (27-32)

YARDS GAINED

Career

- 33,098 Fran Tarkenton, 1961-66, 1972-78
- 24,775 Tommy Kramer, 1977-89
- 20,162 Daunte Culpepper, 1999-05

Season

- 4,717 Daunte Culpepper, 2004
- 4,298 Kirk Cousins, 2018**
- 4,264 Warren Moon, 1994
- 4,228 Warren Moon, 1995
- 4,202 Brett Favre, 2009

Game

- 490 Tommy Kramer, @ Was., 11/2/86 (OT)
- 456 Tommy Kramer, vs. Cle., 12/14/80
- 449 Joe Kapp, vs. Bal., 9/28/69
- 446 Brett Favre, vs. Ari., 11/7/10

Game, Opponent

- 486 Doug Williams, vs. T.B., 11/16/80
- 465 Jared Goff, @ L.A.R., 9/27/18
- 463 Drew Bledsoe, vs. Buf., 9/15/02

Most Seasons, 3,000+ Passing Yards

- 5 Tommy Kramer, 1979-81, 1985-86
- 4 Daunte Culpepper, 2000, 2002-04

Most Games, 300+ Passing Yards, Career

- 19 Tommy Kramer, 1977-89
- 19 Daunte Culpepper, 1999-05
- 10 Warren Moon, 1994-95

Most Games, 300+ Passing Yards, Season

- 6 Warren Moon, 1994
- 6 Daunte Culpepper, 2004
- 6 Brett Favre, 2009
- 5 Tommy Kramer, 1981
- 5 Tommy Kramer, 1985
- 5 Daunte Culpepper, 2000

Most Consecutive Games, 300+ Passing Yards

- 4 Daunte Culpepper, 2004
- 3 Randall Cunningham, 1998
- 3 Warren Moon, 1994
- 3 Warren Moon, 1995
- 3 Tommy Kramer, 1985

Longest Pass Completion (All TDs, *Overtime)

- 99 Gus Flerotte (to B. Berrian), vs. Chi., 11/30/08
- 89 Fran Tarkenton (to C. Ferguson), @ Chi., 11/11/62
- 87 *Teddy Bridgewater (to J. Wright), vs. N.Y., 12/7/14 (OT)
- 86 Gus Flerotte (to B. Berrian), vs. Det., 10/12/08
- 85 Joe Kapp (to G. Washington), vs. StL., 10/8/67
- 85 Warren Moon (to Q. Ismail), vs. Det., 9/10/95
- 83 Joe Kapp (to G. Washington), vs. Bal., 9/28/69
- 82 Brad Johnson (to J. Reed), @ Oak., 11/17/96
- 82 Daunte Culpepper (to R. Moss), @ Det., 12/19/04
- 80 Fran Tarkenton (to J. Gilliam), vs. Hou., 10/13/74
- 80 Jeff George (to M. Hatchette), vs. S.F., 10/24/99
- 80 Todd Bouman (to M. Bennett), @ Pit., 12/2/01
- 80 Brad Johnson (to K. Robinson), @ Det., 12/4/05

Opponent/Longest Pass Comp. (All TDs)

- 95 Lynn Dickey (to Steve Odum), vs. G.B., 10/2/77
- 94 Ken Anderson (to Billy Brooks), vs. Cin., 11/13/77
- 93 Rodney Peete (to Herman Moore), vs. Det., 10/31/93

AVERAGE GAIN

Career (1,500 att.)

- 7.73 Daunte Culpepper, 1999-05 (2,607-20,162)
 - 7.29 Wade Wilson, 1981-91 (1,665-12,135)
 - 7.24 Fran Tarkenton, 1961-66, 1972-78 (4,569-33,098)
 - 6.79 Tommy Kramer, 1977-89 (3,648-24,775)
- Season (qualifiers)**
- 8.72 Randall Cunningham, 1998 (425-3,704)
 - 8.61 Daunte Culpepper, 2004 (548-4,717)
 - 8.56 Jeff George, 1999 (329-2,816)

- 8.31 Daunte Culpepper, 2000 (474-3,937)

Game (20 att.)

- 14.0 Tommy Kramer, @ Was., 11/2/86 (35-490)
- 13.9 Fran Tarkenton, vs. Det., 11/7/76 (25-347)
- 13.8 Randall Cunningham, @ G.B., 10/5/98 (32-442)

TOUCHDOWNS

Career

- 239 Fran Tarkenton, 1961-66, 1972-78
- 159 Tommy Kramer, 1977-89
- 135 Daunte Culpepper, 1999-05

Season

- 39 Daunte Culpepper, 2004
- 34 Randall Cunningham, 1998
- 33 Warren Moon, 1995
- 33 Daunte Culpepper, 2000
- 33 Brett Favre, 2009

Game

- 7 Joe Kapp, vs. Bal., 9/28/69
- 7 Tommy Kramer, vs. G.B., 9/28/86
- 5 Tommy Kramer, vs. Chi., 11/28/82
- 5 Daunte Culpepper, vs. Dal., 9/12/04
- 5 Daunte Culpepper, @ Hou., 10/10/04
- 5 Daunte Culpepper, @ N.O., 10/17/04

Game, Rookie

- 4 Fran Tarkenton, vs. Chi., 9/17/61
- 4 Fran Tarkenton, vs. LA Rams, 12/3/61
- 4 Fran Tarkenton, @ Chi., 12/17/61

Game, Opponent

- 5 Gary Cuozzo, vs. Bal., 11/14/65
- 5 John Brodie, vs. S.F., 11/28/65
- 5 Gary Danielson, @ Det., 12/9/78
- 5 John Elway, @ Den., 11/18/84
- 5 Brett Favre, @ G.B., 9/21/97
- 5 Brad Johnson, @ T.B., 11/3/02
- 5 Drew Brees, vs. N.O., 12/18/11
- 5 Jared Goff, @ L.A.R., 9/27/18

Most Games, Four or More Touchdown

Passes, Career

- 9 Tommy Kramer, 1977-89
- 7 Fran Tarkenton, 1961-66, 1972-78
- 6 Daunte Culpepper, 1999-05

Most Games, Four or More Touchdown

Passes, Season

- 4 Randall Cunningham, 1998
- 4 Daunte Culpepper, 2004
- 3 Fran Tarkenton, 1961
- 3 Tommy Kramer, 1981

Most Consecutive Games, Four or More Touchdown Passes

- 2 Tommy Kramer, 1981
- 2 Warren Moon, 1995
- 2 Randall Cunningham, 1998
- 2 Randall Cunningham, 1998
- 2 Daunte Culpepper, 2004

Most Consecutive Games, Touchdown Pass

- 24 Daunte Culpepper, 2000-01
- 21 Daunte Culpepper, 2003-04
- 16 Kirk Cousins, 2018-**
- 15 Brad Johnson, 1996-97
- 13 Fran Tarkenton, 1974-75

HAD INTERCEPTED

Career

- 194 Fran Tarkenton, 1961-66, 1972-78
- 157 Tommy Kramer, 1977-89
- 86 Daunte Culpepper, 1999-2005

Season

- 32 Fran Tarkenton, 1978
- 26 Tommy Kramer, 1985
- 25 Fran Tarkenton, 1962

Game

- 5 Many times, last by Daunte Culpepper, @ Cin., 9/18/05

Game, Opponent

- 6 Vinny Testaverde, @ T.B., 10/23/88
- 5 Billy Wade, @ Chi., 11/11/62
- 5 Kim McKilken, vs. Atl., 11/9/75
- 5 Eric Hipple, vs. Det., 9/25/83
- 5 Ryan Fitzpatrick, vs. StL., 12/11/05

Consecutive Attempts, No Interceptions

- 193 Warren Moon, 1995
- 162 Randall Cunningham, 1997-98
- 159 Brett Favre, 2009
- 156 Rich Gannon, 1990-91

Most Attempts, No Interceptions, Game

- 63 Rich Gannon, @ N.E., 10/20/91

Most Attempts, No Interceptions, Game, Opponent

- 70 Drew Bledsoe, @ N.E., 11/13/94

* Denotes overtime

LOWEST PERCENTAGE

PASSES INTERCEPTED

Career (1,500 att.)

2.9	Brad Johnson, 1992-98, 2005-06 (1,670-48)
3.3	Daunte Culpepper, 1999-05 (2,607-86)
4.2	Fran Tarkenton, 1961-66, '72-78 (4,569-194)

Season (qualifiers)

0.9	Sam Bradford, 2016 (552-5)
1.3	Brett Favre, 2009 (531-7)
1.4	Brad Johnson, 2005, (294-4)

TIMES SACKED

Career

417	Fran Tarkenton, 1961-66, 1972-78
247	Tommy Kramer, 1977-89
228	Daunte Culpepper, 1999-05

Season

47	Daunte Culpepper, 2002
46	Fran Tarkenton, 1964
46	Daunte Culpepper, 2004
45	Fran Tarkenton, 1962

Game

11	Archie Manning, @ Chi., 10/28/84
9	Fran Tarkenton, @ Chi., 12/17/61
9	Fran Tarkenton, vs. Bal., 9/23/62
9	Fran Tarkenton, vs. Det., 10/11/64
9	Daunte Culpepper, @ Atl., 10/2/05

Game, Opponent

10	Matthew Stafford, vs. Det., 11/4/18
9	Bill Munson, vs. Det., 10/6/68
9	Bobby Douglass, vs. Chi., 11/2/69
9	Randy Johnson, @ Atl., 12/20/70
9	Jim Harbaugh, @ Chi., 10/25/93
9	Ryan Tannehill, vs. Mia., 12/16/18

Highest Attempts/Sack Ratio,

Career (1,000 att.)

18.0	Warren Moon, 1994-95 (1,207-67)
16.7	Brad Johnson, 1992-98, '05-06 (1,670-100)
14.7	Tommy Kramer, 1977-89 (3,648-248)

Highest Attempts/Sack Ratio,

Season (qualifiers)

31.2	Tommy Kramer, 1981 (593-19)
21.9	Case Keenum, 2017 (481-22)
21.3	Randall Cunningham, 1998 (425-20)

PASS RECEIVING

RECEPTIONS

Most Seasons, Leading Team

10	Cris Carter, 1991-00
4	Anthony Carter, 1987-90

Most Consecutive Seasons, Leading Team

10	Cris Carter, 1991-00
4	Anthony Carter, 1987-90

Career

1,004	Cris Carter, 1990-01
587	Randy Moss, 1998-04, '10
498	Steve Jordan, 1982-94

Season

122	Cris Carter, 1994
122	Cris Carter, 1995
113	Adam Thielen, 2018
111	Randy Moss, 2003

Season, Rookie

69	Randy Moss, 1998
60	Percy Harvin, 2009
52	Stefon Diggs, 2015
51	Paul Flatley, 1963
51	Sammy White, 1976

Game

15	Rickey Young, @ N.E., 12/16/79
14	Cris Carter, @ A.I., 10/2/94
14	Adam Thielen, vs. Buf., 9/23/18
13	Stefon Diggs, vs. Det., 11/6/16
13	Stefon Diggs, @ Wash., 11/13/16
13	Stefon Diggs, @ Chi., 11/18/18

Game, Rookie

9	Sammy White, vs. LA Rams, 9/19/76
9	Sammy White, @ Mia., 12/11/76
8	James Brim, @ Chi., 10/11/87
8	Randy Moss, vs. G.B., 11/22/98
8	Randy Moss, vs. Chi., 12/6/98
8	Cordarrelle Patterson, at G.B., 11/24/13

Game, Opponent

14	Jerry Rice, @ S.F., 12/18/95
13	James Wilder, @ T.B., 9/15/85
13	Peerless Price, vs. Buf., 9/15/02

Most Consecutive Games, Pass Reception

111	Cris Carter, 1991-98
105	Anthony Carter, 1985-92
105	Randy Moss, 1998-04, '10

Most Seasons 50 or More Pass Receptions

11	Cris Carter, 1991-01
6	Ahmad Rashad, 1976-81

6	Randy Moss, 1998-03
5	Steve Jordan, 1985-86, '88, '91, '93
5	Anthony Carter, 1988-91, '93

YARDS

Most Seasons Leading Team

6	Randy Moss, 1998-03
5	Anthony Carter, 1985, 1987-90
5	Cris Carter, 1991-95

Most Consecutive Seasons Leading Team

6	Randy Moss, 1998-03
5	Cris Carter, 1991-95
4	Gene Washington, 1967-70
4	Anthony Carter, 1987-90

Career

12,383	Cris Carter, 1990-01
9,316	Randy Moss, 1998-04, '10
7,635	Anthony Carter, 1985-93

Season

1,632	Randy Moss, 2003
1,437	Randy Moss, 2000
1,413	Randy Moss, 1999
1,373	Adam Thielen, 2018
1,371	Cris Carter, 1995

Season, Rookie

1,313	Randy Moss, 1998
906	Sammy White, 1976
867	Paul Flatley, 1963

Game

210	Sammy White, vs. Det., 11/7/76
204	Randy Moss, @ Chi., 11/14/99
202	Paul Flatley, @ S.F., 10/24/65
202	Adam Thielen, @ G.B., 12/24/16
201	Sidney Rice, vs. Det., 11/5/09

Game, Rookie

210	Sammy White, vs. Det., 11/7/76
190	Randy Moss, @ G.B., 10/5/98
174	Paul Flatley, vs. Det., 11/24/63

Game, Opponent

289	Jerry Rice, @ S.F., 12/18/95
249	Alshon Jeffrey, vs. Chi., 12/1/13
207	Calvin Johnson, vs. Det., 11/11/12

Longest Pass Reception (All TDs)

99	Bernard Berrian (from G. Ferrotte), vs. Chi., 11/30/08
89	Charley Ferguson (from F. Tarkenton), @ Chi., 11/11/62
87	Jarius Wright (from T. Bridgewater), vs. NYJ, 12/7/14 (OT)
86	Bernard Berrian (from G. Ferrotte), vs. Det., 10/12/08
85	Gene Washington (from J. Kapp), vs. St.L., 10/8/67
85	Qadry Ismail (from W. Moon), vs. Det., 9/10/95
83	Gene Washington (from J. Kapp), vs. Bal., 9/28/69
82	Jake Reed (from B. Johnson), @ Oak., 11/17/96
82	Randy Moss (from D. Culpepper), @ Det., 12/19/04
80	John Gilliam (from F. Tarkenton), vs. Hou., 10/13/74
80	Matthew Hatchette (from J. George), vs. S.F., 10/24/99
80	Michael Bennett (from T. Bouman), @ Pit., (12/2/01)
80	Koren Robinson (from B. Johnson), @ Det., 12/4/05

Most Seasons,

1,000+ Yards Pass Receiving

8	Cris Carter, 1993-00
6	Randy Moss, 1998-03
4	Jake Reed, 1994-97

Most Games, 100+ Yards, Career

41	Randy Moss, 1998-04
40	Cris Carter, 1990-01
22	Anthony Carter, 1985-93

Most Games, 100+ Yards, Season

9	Adam Thielen, 2018
8	Randy Moss, 2000
8	Randy Moss, 2003
7	Randy Moss, 1999
7	Randy Moss, 2002

Most Consecutive Games, 100+ Yards

8	Adam Thielen, 2018
4	Jake Reed, 1997
4	Cris Carter, 1999
4	Randy Moss, 2000
4	Randy Moss, 2003

AVERAGE GAIN

Career (200 receptions)

16.8	Hassan Jones, 1986-92 (222-3,733)
16.3	Sammy White, 1976-86 (393-6,400)

16.0	Paul Flatley, 1963-67 (202-3,222)
------	-----------------------------------

16.0	Anthony Carter, 1985-93 (478-7,635)
------	-------------------------------------

Season (25 receptions)

24.3	Anthony Carter, 1987 (38-923)
22.2	John Gilliam, 1974 (26-577)
22.0	John Gilliam, 1972 (47-1,034)

Game (3 receptions)

54.3	Randy Moss, @ Dal., 11/26/98 (3-163)
53.0	Leo Lewis, @ Was., 11/2/86 (3-159)
44.0	Hassan Jones, @ Dal., 11/13/88 (3-132)

TOUCHDOWNS

Career

110	Cris Carter, 1990-01
92	Randy Moss, 1998-04, '10
52	Anthony Carter, 1985-93
50	Sammy White, 1976-86

Season

17	Cris Carter, 1995
17	Randy Moss, 1998
17	Randy Moss, 2003
15	Randy Moss, 2000
13	Cris Carter, 1997
13	Cris Carter, 1999
13	Randy Moss, 2004

Season, Rookie

17	Randy Moss, 1998
----	------------------

Game

4	Ahmad Rashad, vs. S.F., 9/2/79
3	Jerry Reichow, @ Chi., 12/17/61
3	Charley Ferguson, @ Chi., 11/11/62
3	Gene Washington, vs. Cle., 11/9/69
3	Sammy White, @ Mia., 12/11/76
3	Sammy White, vs. Chi., 11/28/82
3	Cris Carter, vs. Mia., 9/25/94
3	Cris Carter, vs. Ind., 12/21/97
3	Randy Moss, @ Dal., 11/26/98
3	Randy Moss, vs. Chi., 12/6/98
3	Cris Carter, @ Chi., 11/14/99
3	Randy Moss, @ Det., 10/1/00
3	Randy Moss, vs. NYG, 11/19/01
3	Randy Moss, vs. S.F., 9/28/03
3	Marcus Robinson, vs. Cle., 11/27/05

Game, Opponent

3	Many times, last by Jordan Cameron, vs. Cle., 9/22/13
---	---

Most Consecutive Games, Touchdown

7	Randy Moss, 1998
7	Cris Carter, 1999
6	Cris Carter, 1996-97
6	Cris Carter, 1998-99

RUSHING-RECEIVING

Most Seasons Leading Team

7	Adrian Peterson, 2007-10, 2012-13, 2015
6	Chuck Foreman, 1973-78
4	Bill Brown, 1964-66, 1968

Most Consecutive Seasons Leading Team

6	Chuck Foreman, 1973-78
4	Adrian Peterson, 2007-10
3	Bill Brown, 1964-66
3	Ted Brown, 1980-82
3	Anthony Carter, 1987-89
3	Cris Carter, 1993-95

ATTEMPTS

Career

2,659	Adrian Peterson, 2007-16 (ru-2,418, re-241)
1,911	Bill Brown, 1962-74 (ru-1,627, re-284)
1,865	Chuck Foreman, 1973-79 (ru-1,529, re-336)

Season

388	Adrian Peterson, 2012 (ru-348, re-40)
384	Adrian Peterson, 2008 (ru-363, re-21)
357	Ted Brown, 1981 (ru-274, re-83)
357	Adrian Peterson, 2009 (ru-314, re-43)
357	Adrian Peterson, 2015 (ru-327, re-30)

Season, Rookie

257	Adrian Peterson, 2007 (ru-238, re-19)
219	Chuck Foreman, 1973 (ru-182, re-37)
218	Alfred Anderson, 1984 (ru-201, re-17)

Game

39	Ted Brown, vs. T.B., 11/8/81 (ru-31, re-8)
37	Chuck Foreman, vs. S.D., 11/23/75 (ru-33, re-4)
37	Adrian Peterson, vs. Chi., 12/11/13 (ru-35, re-2)
35	Chuck Foreman, vs. NYJ, 10/12/75 (ru-25, re-9)
35	Scottie Graham, vs. K.C., 12/26/93 (ru-33, re-2)
35	Adrian Peterson, vs. G.B., 12/30/12 (ru-34, re-1)

Consecutive Attempts Without Fumble

532	Robert Smith, 9/8/96-10/25/98
399	Ted Brown, 10/18/81-9/8/83

YARDS

13,692	Adrian Peterson, 2007-16 (ru-11,747, re-1,945)
12,407	Cris Carter, 1990-01 (ru-24, re-12,383)
9,475	Randy Moss, 1998-04,10 (ru-159, re-9,316)
8,936	Chuck Foreman, 1973-79 (ru-5,879, re-3,057)
8,934	Bill Brown, 1962-74 (ru-5,757, re-3,177)

Season

2,314	Adrian Peterson, 2012 (ru-2,097, re-217)
1,885	Adrian Peterson, 2008 (ru-1,760, re-125)
1,869	Robert Smith, 2000 (ru-1,521, re-348)
1,819	Adrian Peterson, 2009 (ru-1,383, re-436)
1,761	Chuck Foreman, 1975 (ru-1,070, re-691)

Season, Rookie

1,609	Adrian Peterson, 2007 (ru-1,341, re-268)
1,317	Randy Moss, 1998 (re-1,313, ru-4)
1,163	Chuck Foreman, 1973 (ru-801, re-362)

Game

315	Adrian Peterson, vs. S.D., 11/4/07 (ru-296, re-19)
265	Chuck Foreman, @ Phi., 10/24/76 (ru-200, re-65)
256	Darrin Nelson, vs. G.B., 11/13/83 (ru-119, re-137)

PUNTING

PUNTS

720	Greg Coleman, 1978-87
623	Chris Kluwe, 2005-12
386	Mitch Berger, 1996-01

Season

93	Chris Kluwe, 2006
91	Greg Coleman, 1989
90	Greg Coleman, 1973
90	Harry Newsome, 1993

Season, Rookie

75	Jeff Locke, 2013
73	Neil Clabo, 1975
71	Chris Kluwe, 2005

Game

12	Greg Coleman, @ G.B., 11/21/82
11	Bucky Scribner, @ Cle., 12/17/89
10	Neil Clabo, @ Det., 9/26/76
10	Greg Coleman, vs. Buf., 12/9/79
10	Mike Saxon, vs. G.B., 10/20/94
10	Chris Kluwe, @ G.B., 12/21/06
10	Chris Kluwe, vs. NYG, 12/13/10

Game, Opponent

12	Tom Blanchard, @ N.O., 11/16/75
11	King Hill, @ STL, 10/19/69

Longest Punt

84	Harry Newsome, @ Pit., 12/20/92
77	Mike Mercer, @ G.B., 9/16/62

Longest Punt, Opponent

82	Tommy Davis, @ S.F., 9/30/62
75	Boyd Dowdy, vs. G.B., 10/22/61

AVERAGE GROSS YARDS

44.4	Chris Kluwe, 2005-12 (623-27,683)
43.8	Harry Newsome, 1990-93 (308-13,501)
43.5	Mitch Berger, 1996-01 (386-16,795)

Season (Qualifiers)

47.6	Chris Kluwe, 2008 (73-3,473)
46.4	Bobby Walden, 1964 (72-3,341)
45.7	Chris Kluwe, 2011 (77-3,517)

Season, Rookie

44.2	Jeff Locke, 2013 (75-3,316)
44.1	Chris Kluwe, 2005 (71-3,130)
41.1	Neil Clabo, 1975 (73-2,997)

Game (4 punts)

57.5	Chris Kluwe, @ Det., 9/16/07 (4-230)
56.3	Jeff Locke, vs. Ariz., 11/20/16 (4-225)
55.8	Mitch Berger, vs. Cin., 11/15/98 (4-223)

Game, Opponent (4 punts)

54.9	Mike Scifres, vs. S.D., 11/4/07
54.8	Tom Rouen, @ Den., 10/31/99

AVERAGE NET YARDS

38.8	Jeff Locke, 2013-16 (290-11,261)
38.2	Bobby Walden, 1964-67 (258-9,856)
37.3	Chris Kluwe, 2005-12 (623-23,210)

Season

41.8	Bobby Walden, 1964 (72-3,010)
41.5	Matt Wile, 2018 (72-3,255)
39.7	Chris Kluwe, 2012 (72-2,856)

Game (4 punts)

51.8	Matt Wile, vs. Chi., 12/30/18 (5-257)
48.3	Mitch Berger, vs. Cin., 11/15/98 (4-193)
48.0	Jeff Locke, @ Det., 12/24/16 (4-195)

Game, Opponent (4 punts)

48.8	Britton Colquitt, vs. Den., 12/4/11 (6-293)
------	---

HAD BLOCKED

Career

3	Greg Coleman, 1978-87
2	Many Players

Season

2	Mike Mercer, 1961
2	Neil Clabo, 1975
2	Mike Wood, 1978
2	Bucky Scribner, 1988
2	Mitch Berger, 1996

Most Consecutive Punts, None Blocked

565	Greg Coleman, 1979-87
-----	-----------------------

INSIDE 20

Career

198	Chris Kluwe, 2005-12
155	Greg Coleman, 1978-87
109	Mitch Berger, 1996-01

Season

34	Jeff Locke, 2016
34	Chris Kluwe, 2007
32	Chris Kluwe, 2010

Game

5	Fred Cox, vs. LA Rams, 11/3/63
5	Mike Saxon, vs. N.O., 11/6/94
5	Mitch Berger, @ Chi., 9/15/96
5	Mitch Berger, @ Ind., 12/24/00
5	Chris Kluwe, vs. Atl., 9/9/07
5	Jeff Locke, vs. G.B., 9/18/16
5	Ryan Quigley, vs. Chi., 12/31/17

Fewest Touchbacks in a Season (Minimum 30 punts)

0	Ryan Quigley, 2017
1	King Hill, 1968
2	John McCormick, 1962
2	Bobby Walden, 1967
2	Greg Coleman, 1984
2	Chris Kluwe, 2012
2	Matt Wile, 2018

PUNT RETURNS

Most Seasons Leading Team

8	Marcus Sherels, 2011-18
5	Charlie West, 1968-72
5	Leo Lewis, 1987-91
5	David Palmer, 1994-98

Most Consecutive Seasons Leading Team

8	Marcus Sherels, 2011-18
5	Charlie West, 1968-72
5	Leo Lewis, 1987-91
5	David Palmer, 1994-98

RETURNS

Career

231	Marcus Sherels, 2011-18
194	Leo Lewis, 1981-91
162	David Palmer, 1994-00

Season

58	Leo Lewis, 1988
48	Kevin Miller, 1978
47	Manfred Moore, 1977

Season, Rookie

48	Kevin Miller, 1978
35	Keenan Howry, 2003
30	Leonard Willis, 1976
30	David Palmer, 1994

Game

8	Kevin Miller, @ LA Rams, 12/2/79
7	Manfred Moore, vs. G.B., 10/2/77
7	Kevin Miller, vs. Buf., 12/9/79
7	Nate Jacquet, vs. Chi., 11/25/01
7	Greg Camarillo, vs. Ari., 11/7/10
7	Marcus Sherels, vs. Chi., 12/31/17

Game, Opponent

8	Phillip Epps, @ G.B., 11/21/82
7	Johnnie Gray, @ G.B., 11/21/76
7	Robbie Martin, vs. Det., 10/21/84
7	Evan Cooper, @ Phi., 12/1/85
7	Charles Woodson, @ G.B., 12/21/06

FAIR CATCHES

Career

171	Marcus Sherels, 2011-18
96	David Palmer, 1994-00
91	Leo Lewis, 1981-91
76	Bobby Bryant, 1967-80

Season

27	Leo Lewis, 1989
27	Marcus Sherels, 2012
27	Marcus Sherels, 2013

Game

5	Billy Butler, vs. Bal., 11/17/63
5	Anthony Carter, vs. T.B., 9/30/90
5	Greg Camarillo, @ NYJ, 10/11/10

5	Marcus Sherels, vs. Chi., 11/1/12
5	Marcus Sherels, @ Chi., 12/9/12

Game, Opponent

6	Bobby Engram, @ Chi., 9/15/96
---	-------------------------------

YARDS GAINED

Career

2,447	Marcus Sherels, 2011-18
1,812	Leo Lewis, 1981-91
1,610	David Palmer, 1994-00

Season

550	Leo Lewis, 1988
446	Leo Lewis, 1989
444	David Palmer, 1997

Season, Rookie

247	Keenan Howry, 2003
239	Kevin Miller, 1978
212	Eric Guliford, 1993

Game

119	Marcus Sherels, @ NYG, 10/21/13
116	Marcus Sherels, vs. Mia, 12/16/18
107	Charlie West, vs. Was., 11/3/68

Game, Opponent

176	Reggie Bush, @ N.O., 10/6/08
131	Dexter Carter, @ S.F., 10/3/93
126	Dexter Carter, @ S.F., 12/18/95

Longest Punt Return

98	Charlie West, vs. Was., 11/3/68 (td)
91	Nate Burleson, @ Ind., 11/8/04 (td)
86	Marcus Sherels, @ NYG, 10/21/13 (td)
82	Bernard Berrian, @ Ari., 12/14/08 (td)
81	Hugh McElhenny, @ Chi., 12/17/61 (td)
81	Bob Grim, vs. NYG, 11/5/67
79	Marcus Sherels, vs. Hou., 10/9/16 (td)
78	Leo Lewis, vs. Atl., 11/22/87 (td)
77	Marcus Sherels, @ Det., 9/30/12 (td)
76	Ed Sharockman, vs. LA Rams, 10/16/66

Longest Punt Return, Opponent (All TDs)

93	Micha Hyde, vs. G.B., 10/27/13
89	Devin Hester, @ Chi., 10/14/07
87	Eddie Payton, @ Det., 12/17/77

AVERAGE YARDAGE

Career (50 returns)

10.6	Marcus Sherels, 2011-18 (231-2,447)
10.4	Mewelde Moore, 2004-07 (74-768)
9.9	David Palmer, 1994-00 (162-1,610)
9.9	Billy Butler, 1963-64 (55-545)

Season (Qualifiers)

15.2	Marcus Sherels, 2013 (22-335)
13.9	Marcus Sherels, 2016 (21-292)
13.2	David Palmer, 1995 (26-342)

Season, Rookie (Qualifiers)

10.4	Tommy Mason, 1961 (14-146)
10.0	Charlie West, 1968 (20-201)
7.9	Nick Davis, 2002 (24-190)

Game (3 returns)

35.6	Charlie West, vs. Was., 11/3/68 (3-107)
29.8	Marcus Sherels, @ NYG, 10/21/13 (4-119)
29.0	Mewelde Moore, @ NYG, 11/13/05 (3-87)

Game, Opponent (3 returns)

35.2	Reggie Bush @ N.O., 10/6/08 (5-176)
------	-------------------------------------

TOUCHDOWNS

Career

5	Marcus Sherels, 2011-18
2	David Palmer, 1994-00
2	Mewelde Moore, 2004-07
1	Billy Butler, 1962-64
1	Leo Lewis, 1981-91
1	Hugh McElhenny, 1961-62
1	Charlie West, 1968-73
1	Randy Moss, 1998-04, '10
1	Nate Burleson, 2003-05
1	Bernard Berrian, 2008-11

Season

2	Marcus Sherels, 2016
1	Hugh McElhenny, 1961
1	Billy Butler, 1963
1	Charlie West, 1968
1	Leo Lewis, 1987
1	David Palmer, 1995
1	David Palmer, 1996
1	Randy Moss, 1999
1	Nate Burleson, 2004
1	Mewelde Moore, 2005
1	Mewelde Moore, 2006
1	Bernard Berrian, 2008
1	Marcus Sherels, 2012
1	Marcus Sherels, 2013
1	Marcus Sherels, 2015

Game

1	Hugh McElhenny, 81 yds, @ Chi., 12/17/61
1	Billy Butler, 60 yds, vs. S.F., 9/29/63
1	Charlie West, 98 yds, vs. Was., 11/3/68
1	Leo Lewis, 78 yds, vs. Atl., 11/22/87

1	David Palmer, 74 yds, @ Det., 11/23/95
1	David Palmer, 69 yds, @ NYG, 9/29/96
1	Randy Moss, 64 yds, @ K.C., 12/12/94
1	Nate Burleson, 91 yds, @ Ind., 11/8/04
1	Mewelde Moore, 71 yds, @ NYG, 11/13/05
1	Mewelde Moore, 71 yds, vs. N.E., 10/30/06
1	Bernard Berrian, 82 yds, @ Ari., 12/14/08
1	Marcus Sherels, 77 yds, @ Det., 12/30/12
1	Marcus Sherels, 86 yds, @ NYG, 10/21/13
1	Marcus Sherels, 85 yds, @ Chi., 11/1/15
1	Marcus Sherels, 54 yds, @ Car., 9/25/16
1	Marcus Sherels, 79 yds, vs. Hou., 10/9/16

Game, Opponent

- 2 Reggie Bush, 71 & 64 yds, @ N.O., 10/6/08

KICKOFF RETURNS

Most Seasons Leading Team

- 5 Darrin Nelson, 1983-84, '89, '91-92
- 4 Qadry Ismail, 1993-96
- 4 Percy Harvin, 2009-12
- 4 Cordarrelle Patterson, 2013-16

Most Consecutive Seasons Leading

- 4 Qadry Ismail, 1993-96
- 4 Percy Harvin, 2009-12
- 4 Cordarrelle Patterson, 2013-16
- 3 Billy Butler, 1962-64
- 3 Brent McClanahan, 1973-75

RETURNS

Career

- 159 Darrin Nelson, 1982-89, 1991-92
- 147 Qadry Ismail, 1993-96
- 145 David Palmer, 1994-00

Season

- 53 Eddie Payton, 1980
- 53 George "Buster" Rhymes, 1985
- 50 David Palmer, 1998

Game

- 9 Nate Jacquet, @ Phi., 11/11/01
- 8 Qadry Ismail, @ Det., 11/23/95
- 8 Troy Walters, vs. G.B., 12/17/00
- 8 Troy Walters, @ N.O., 10/7/01
- 8 Nate Jacquet, vs. Jax., 12/23/01
- 8 Bethel Johnson, vs. Stl., 12/31/06
- 8 Lorenzo Booker, vs. Chi., 12/20/10

Game, Opponent

- 8 Vernon Turner, @ T.B., 10/30/94
- 8 Tyrone Hughes, @ N.O., 11/19/95
- 8 Roell Preston, @ G.B., 10/5/98
- 8 Corey Harris, @ Bal., 12/13/98
- 8 Charlie Rogers, vs. Buf., 9/15/02
- 8 Ahmad Bradshaw, @ NYG, 11/25/07
- 8 Domenik Hixon, vs. NYG, 1/3/10

YARDS

Career

- 4,075 Cordarrelle Patterson, 2013-16
- 3,623 Darrin Nelson, 1982-89, 1991-92
- 3,274 David Palmer, 1994-00

Season

- 1,393 Cordarrelle Patterson, 2013
- 1,345 Buster Rhymes, 1985
- 1,221 Koren Robinson, 2005

Game

- 237 Nate Jacquet, @ Phi., 11/11/01
- 228 Cordarrelle Patterson, vs. G.B., 10/27/13
- 225 Bethel Johnson, vs. Stl., 12/31/06

Game, Opponent

- 256 Roell Preston, @ G.B., 10/5/98
- 249 Devin Hester, @ Chi., 9/15/13
- 243 Corey Harris, @ Bal., 12/13/98

Longest Kickoff Return

- 109 Cordarrelle Patterson, vs. G.B., 10/27/13 (td)
- 105 Percy Harvin, @ Det., 9/30/12 (td)
- 105 Cordarrelle Patterson, @ Chi., 9/15/13 (td)
- 104 Aundrae Allison, vs. Det., 12/2/07 (td)
- 104 Percy Harvin, @ Atl., 11/27/11
- 104 Cordarrelle Patterson, vs. Ariz., 11/20/16 (td)
- 103 Percy Harvin, @ S.D., 9/11/11 (td)
- 101 Lance Rentzel, vs. Bal., 11/14/65 (td)
- 101 Percy Harvin, vs. S.F., 9/27/09 (td)
- 101 Cordarrelle Patterson, vs. Sea., 12/6/15 (td)

Longest Kickoff Return, Opponent (All TDs)

- 103 Abe Woodson, @ S.F., 9/29/63
- 101 Don McCall, @ Pit., 11/23/69
- 101 Dave Hampton, @ G.B., 10/4/70
- 101 Roell Preston, @ G.B., 10/5/98

AVERAGE YARDAGE

Career (75 returns)

- 30.4 Cordarrelle Patterson, 2013-16 (134-4,075)
- 27.9 Percy Harvin, 2009-12 (114-3,183)
- 25.5 Charlie West, 1968-73 (78-1,991)

Season (Qualifiers)

- 32.4 Cordarrelle Patterson, 2013 (43-1,393)
- 31.8 Cordarrelle Patterson, 2015 (32-1,019)
- 31.7 Cordarrelle Patterson, 2016 (25-792)

Game (3 returns)

- 49.7 Cordarrelle Patterson, @ Chi., 9/15/13 (3-149)
- 48.0 Aundrae Allison, vs. Det., 12/2/07 (3-144)
- 45.6 Cordarrelle Patterson, vs. G.B., 10/27/13 (5-228)

Game, Opponent (3 returns)

- 57.0 Tyrone Hughes, vs. N.O., 11/28/93 (3-171)
- 49.8 Devin Hester, @ Chi., 9/15/13 (5-249)

TOUCHDOWNS

Career

- 5 Percy Harvin, 2009-12
- 5 Cordarrelle Patterson, 2013-16

Season

- 2 Percy Harvin, 2009
- 2 Cordarrelle Patterson, 2013
- 2 Cordarrelle Patterson, 2015

Game

- 1 Bill Brown, 78 yds, @ LA Rams, 10/20/63
- 1 Lance Rentzel, 101 yds, vs. Bal., 11/14/65
- 1 Clint Jones, 96 yds, vs. NYG, 11/5/67
- 1 Keith Nord, 70 yds, @ Was., 11/2/80
- 1 Eddie Payton, 99 yds, vs. Oak., 9/14/81
- 1 Herschel Walker, 93 yds, @ Phi., 11/19/89
- 1 David Palmer, 88 yds, @ Bal., 12/13/98
- 1 Robert Tate, 76 yds, @ K.C., 12/12/99
- 1 Moe Williams, 85 yds, @ NYG, 12/26/99
- 1 Koren Robinson, 86 yds, @ NYG, 11/13/05
- 1 Audrae Allison, 104 yds, vs. Det., 12/2/07
- 1 Percy Harvin, 101 yds, vs. S.F., 9/27/09
- 1 Percy Harvin, 88 yds, @ Pit., 10/25/09
- 1 Percy Harvin, 95 yds, vs. Dal., 10/17/10
- 1 Percy Harvin, 103 yds, @ S.D., 9/11/11
- 1 Percy Harvin, 105 yds, @ Det., 9/30/12
- 1 Cordarrelle Patterson, 105 yds, @ Chi., 9/15/13
- 1 Cordarrelle Patterson, 109 yds, vs. G.B., 10/27/13
- 1 Cordarrelle Patterson, 93 yds, @ Oak., 11/15/15
- 1 Cordarrelle Patterson, 101 yds, vs. Sea., 12/6/15
- 1 Cordarrelle Patterson, 104 yds, vs. Ariz., 11/20/16

Game, Opponent

- 1 Many times, last by Josh Huff, @ Phil., 10/23/16

COMBINED KICK RETURNS

MOST RETURNS

Career

- 307 David Palmer, 1994-00 (p-162, k-145)
- 281 **Marcus Sherels, 2010-18 (p-231, k-53)**
- 202 Leo Lewis, 1981-91 (p-194, k-8)

Season

- 88 Kevin Miller, 1978 (p-48, k-40)
- 87 Eddie Payton, 1980 (p-34, k-53)
- 78 David Palmer, 1998 (p-28, k-50)

Game

- 11 David Palmer, vs. G.B., 12/1/97 (p-5, k-6)
- 10 Darrin Nelson, vs. Chi., 11/25/84 (p-3, k-7)

Game, Opponent

- 10 Tyrone Hughes, vs. Chi., 11/9/97 (p-5, k-5)

YARDS GAINED

Career

- 4,884 David Palmer, 1994-00, (p-1,610, k-3,274)
- 4,075 Cordarrelle Patterson, 2013-16 (p-0, k-4,075)
- 3,932 Darrin Nelson, 1982-89, 1991-92 (p-313, k-3,619)

Season

- 1,465 David Palmer, 1998 (p-289, k-1,176)
- 1,435 Eddie Payton, 1980 (p-251, k-1,184)
- 1,393 Cordarrelle Patterson, 2013 (p-0, k-1,393)

Game

- 237 Nate Jacquet, @ Phi., 11/11/01 (p-0, k-237)
- 228 Cordarrelle Patterson, vs. G.B., 10/27/13 (p-0, k-228)
- 225 Bethel Johnson, vs. Stl., 12/31/06 (p-0, k-225)

Game, Opponent

- 289 Eddie Payton, @ Det., 12/17/77 (p-105, k-1842)

TOUCHDOWNS

Career

- 5 **Marcus Sherels, 2010-18 (p-5, k-0)**
- 5 Cordarrelle Patterson, 2013-16 (p-0, k-5)
- 5 Percy Harvin, 2009-12 (p-0, k-5)
- 3 David Palmer, 1994-00 (p-2, k-1)

Season

- 2 Percy Harvin, 2009 (k-2)
- 2 Cordarrelle Patterson, 2013 (k-2)
- 2 Cordarrelle Patterson, 2015 (k-2)
- 2 Marcus Sherels, 2016 (p-2)

Game

- 1 Many times, last by Cordarrelle Patterson, vs. Ariz., 11/20/16

Game, Opponent

- 2 Eddie Payton, @ Det., 12/17/77 (p-1-k-1)
- 2 Reggie Bush, @ N.O., 10/16/08 (p-2)

COMBINED NET YARDS

Rushing, receiving, interception returns, kickoff returns, punt returns and fumble returns

Most Seasons Leading Team

- 6 Chuck Foreman, 1973-78
- 4 Bill Brown, 1964-66, 1968
- 4 Adrian Peterson, 2007-08, 2012, 2015

Consecutive Seasons Leading Team

- 6 Chuck Foreman, 1973-78
- 3 Many times, last by Percy Harvin, 2009-11

ATTEMPTS

Career

- 2,676 Adrian Peterson, 2007-16
- 1,931 Bill Brown, 1962-74
- 1,867 Chuck Foreman, 1973-79

Season

- 388 Adrian Peterson, 2012
- 385 Adrian Peterson, 2008
- 357 Ted Brown, 1981
- 357 Adrian Peterson, 2009
- 357 Adrian Peterson, 2015

Game

- 39 Ted Brown vs. T.B., 11/8/81 (ru-31, re-8)
- 37 Chuck Foreman vs. S.D., 11/23/75 (ru-33, re-4)
- 37 Adrian Peterson, vs. Chi., 12/13/13 (ru-35, re-2)

YARDS

Career

- 14,120 Adrian Peterson, 2007-16
- 12,410 Cris Carter, 1990-01
- 10,365 Darrin Nelson, 1982-89, 1991-92

Season

- 2,314 Adrian Peterson, 2012 (ru-2,097, re-217)
- 2,081 Percy Harvin, 2009 (ru-135, re-790, rt-1,156)
- 2,051 Herschel Walker, 1990 (ru-770, re-315, rt-966)
- 2,021 Adrian Peterson, 2007 (ru-1,341, re-268, rt-412)
- 2,020 Cordarrelle Patterson, 2013 (ru-158, re-463, rt-1,393)

Game

- 361 Adrian Peterson, @ Chi., 10/14/07 (ru-224, rt-128, re-9)
- 315 Adrian Peterson, vs. S.D., 11/4/07 (ru-296, re-19)
- 278 Darrin Nelson, vs. G.B., 11/13/83 (ru-119, re-137, rt-22)

INTERCEPTIONS BY

Most Seasons Leading Team

- 4 Ed Sharrockman, 1962-63, 1965, 1970
- 4 Bobby Bryant, 1969, 1973, 1977-78
- 4 Joey Browner, 1987, 1989-91
- 4 Antoine Winfield, 2004, '06, '08, '12

Harrison Smith, 2012, '14, '17, '18

Most Consecutive Seasons Leading Team

- 3 Joey Browner, 1989-91
- 3 Darren Sharper, 2005-07

Career

- 53 Paul Krause, 1968-79
- 51 Bobby Bryant, 1967-80
- 40 Ed Sharrockman, 1962-72



Bobby Bryant snared 51 career INTs to rank 2nd in Vikings history.

Season	
10	Paul Krause, 1975
9	Orlando Thomas, 1995
9	Brian Russell, 2003
8	Darren Sharper, 2005
8	Bobby Bryant, 1969
8	Issiac Holt, 1986
8	Carl Lee, 1988
8	Audray McMillian, 1992
8	Corey Chavous, 2003
Game	
3	Many times, last time by Darren Sharper, @ NYG, 11/13/05
Game, Opponent	
3	Many times, last time by Deltha O'Neal, @ Cin., 9/18/05
Consecutive Games With Interception	
6	Paul Krause, 1968
6	Brian Russell, 2003
4	Issiac Holt, 1986
4	Carl Lee, 1988
4	Orlando Thomas, 1995
YARDS	
Career	
852	Paul Krause, 1968-79
804	Ed Sharockman, 1962-72
749	Bobby Bryant, 1967-80
Season	
276	Darren Sharper, 2005
242	Jimmy Hitchcock, 1998
236	Charlie West, 1971
Game	
123	Darren Sharper, @ NYG, 11/13/05
112	Dwight Smith, @ NYG, 11/25/07
100	Xavier Rhodes, vs. Ariz., 11/20/16
Game, Opponent	
151	Tommy Myers, @ N.O., 9/3/78
116	Marcus Turner, @ NY Jets, 11/20/94
Longest Returns	
100t	Xavier Rhodes, vs. Ariz., 11/20/16 (td)
97t	Reggie Rutland, vs. LA Rams, 12/15/91
94t	Walker Lee Ashley, vs. Chi., 12/19/88
93t	Dwight Smith, @ NYG, 11/25/07
92t	Darren Sharper, @ NYG, 11/13/05
92t	Chad Greenway, vs. S.D., 9/27/15
90t	Issiac Holt, vs. Det., 10/8/89
89	Charlie West, @ Chi., 12/19/71
88t	Darren Sharper, vs. T.B., 9/11/05
84t	Jack Del Rio, @ Chi., 11/2/92
81t	Dewayne Washington, @ Chi., 9/18/94
81t	Harrison Smith, @ Stl., 9/7/14
Longest Return, Opponent (all TDs)	
100	Barry Wilburn, vs. Was., 12/26/87
97	Tommy Myers, @ N.O., 9/3/78
TOUCHDOWNS	
Career	
4	Harrison Smith, 2012-18
3	Rip Hawkins, 1961-65
3	Ed Sharockman, 1962-72
3	Bobby Bryant, 1967-80
3	Joey Browner, 1983-91
3	Audray McMillian, 1989-93
3	Dewayne Washington, 1994-97
3	Jimmy Hitchcock, 1998-99
3	Darren Sharper, 2005-08
Season	
3	Jimmy Hitchcock, 1998
2	Rip Hawkins, 1964
2	Carl Lee, 1988
2	Audray McMillian, 1992
2	Anthony Parker, 1994
2	Dewayne Washington, 1994
2	Darren Sharper, 2005
2	Kevin Williams, 2007
2	Harrison Smith, 2012
PASSES DEFENSED	
Most Seasons Leading Team	
4	Carl Lee
4	Bobby Bryant
4	Antoine Winfield
Most Consecutive Seasons Leading Team	
2	Nate Wright, 1976-77
2	Carl Lee, 1987-88
2	Jimmy Hitchcock, 1998-99
2	Brian Williams, 2002-03
2	Antoine Winfield, 2008-09
2	Xavier Rhodes, 2013-14
2	Trae Waynes, 2016-17
Career	
128	Carl Lee, 1983-93
99	Antoine Winfield, 2004-12
77	Bobby Bryant, 1968-80

Season	
30	Jimmy Hitchcock, 1998
23	Xavier Rhodes, 2013
22	Carl Lee, 1988
Game	
6	Nate Wright, vs. N.O., 9/12/76
6	Bobby Bryant, vs. N.O., 11/16/75
5	last by Terence Newman, @ Oak., 11/15/15
FUMBLES	
OPPONENTS' FUMBLES RECOVERED	
Career	
28	Jim Marshall, 1961-79
23	Carl Eller, 1964-78
19	Matt Blair, 1974-85
18	Alan Page, 1967-78
Season	
9	Don Hultz, 1963
7	Alan Page, 1970
6	Fred McNeil, 1978
Game	
3	Joey Browner, vs. S.F., 9/8/85
2	Many times, last by Anthony Barr, @ Atl., 11/25/15
Longest Fumble Returns (All TDs)	
94t	Dwayne Rudd, vs. Chi., 12/6/98
88t	Ed Sharockman, @ Det., 12/9/62
77t	Kevin Williams, vs. Jax., 11/28/04
70t	Paul Krause, @ Det., 12/14/75
69t	Alan Page, @ Chi., 10/11/70
65t	Willie Teal, @ Phi., 12/1/85
63t	Joey Browner, vs. S.D., 9/2/84
63t	Dwayne Rudd, vs. Cin., 11/15/98
61t	Brian Robison, @ Chi., 9/15/13
58t	Anthony Parker, vs. Hou., 11/15/92
55t	Captain Munnerlyn, @ G.B., 1/3/16
Long Fumble Returns, Opponents (All TDs)	
99	Adrian Wilson, vs. Ari., 11/26/06
90	Aeneas Williams, @ Stl., 11/30/03
80	Bobby Jackson, vs. NY Jets, 12/26/82
OPPONENTS' FUMBLES RETURNED FOR TOUCHDOWNS	
Career	
2	Roy Winston, 1962-76
2	Paul Krause, 1968-79
2	Charlie Johnson, 1982-84
2	Chris Martin, 1983-89
2	Henry Thomas, 1987-92
2	Anthony Parker, 1992-94
2	Orlando Thomas, 1995-01
2	Dwayne Rudd, 1997-00
2	Kevin Williams, 2003-12
2	Antoine Winfield, 2004-12
2	Everson Griffen, 2010-18
Season	
2	Dwayne Rudd, 1998
SACKS	
Most Seasons Leading Team	
9	John Randle, 1991, 1993-2000
6	Jim Marshall, 1961-66
6	Alan Page, 1967-68, 1971, 1975-77
6	Chris Doleman, 1987-90, 1992-93
6	Jared Allen, 2008-13
Most Consecutive Seasons Leading Team	
8	John Randle, 1993-2000
6	Jim Marshall, 1961-66
6	Jared Allen, 2008-13
4	Doug Martin, 1980-83
4	Chris Doleman, 1987-90
TOTAL SACKS	
Career	
130.0	Carl Eller, 1964-78
127.0	Jim Marshall, 1961-79
114.0	John Randle, 1990-2000
Season	
22.0	Jared Allen, 2011
21.0	Chris Doleman, 1989
18.0	Alan Page, 1976
18.0	Keith Millard, 1989
Game	
5.0	Randy Holloway, vs. Atl., 9/16/84
4.5	Jared Allen, vs. G.B., 10/5/09
4.0	Many times, last by Kevin Williams, vs. Det., 10/12/08
Game, Rookie	
3.0	Kevin Williams, @ Ari., 12/28/03
2.5	Gerald Robinson, vs. Chi., 10/19/86
Game, Opponent	
4.0	Many times, last by Peter Boulware, @ Bal., 1/7/02

TACKLES

COMBINED TACKLES (DEFENSE & SPECIAL TEAMS TACKLES)

Career	
1,981	Scott Studwell, 1977-90
1,452	Matt Blair, 1974-85
1,382	Jeff Siemon, 1972-82
1,350	Chad Greenway, 2006-16
DEFENSIVE TACKLES	
Career	
1,928	Scott Studwell, 1977-90
1,404	Matt Blair, 1974-85
1,375	Jeff Siemon, 1972-82
1,334	Chad Greenway, 2006-16
Season	
230	Scott Studwell, 1981
229	Jeff Siemon, 1978
220	Matt Blair, 1981
Game	
24	Scott Studwell, @ Det., 11/17/85
22	Chad Greenway, vs. Oak., 11/20/11
21	Scott Studwell, @ Pit., 9/24/89
21	Ed McDaniel, @ G.B., 9/4/94
SOLO COMBINED TACKLES	
Career	
1,308	Scott Studwell, 1977-90
1,008	Jeff Siemon, 1972-82
986	Matt Blair, 1974-85
Season	
170	Jeff Siemon, 1978
156	Scott Studwell, 1981
153	Scott Studwell, 1980
Game	
18	Rip Hawkins, vs. Det., 11/18/62
18	Rip Hawkins, vs. S.F., 12/2/62
17	Rip Hawkins, vs. Bal., 11/12/61
ASSISTED COMBINED TACKLES	
Career	
673	Scott Studwell, 1977-90
466	Matt Blair, 1974-85
449	Chad Greenway, 2006-16
Season	
97	Scott Studwell, 1985
88	Mike Merrinweather, 1991
83	Scott Studwell, 1983
Game	
13	Wally Hilgenberg, @ Chi., 10/23/72
13	Scott Studwell, vs. T.B., 9/30/90
SPECIAL TEAMS TACKLES	
Career	
147	Chris Walsh, 1994-02
140	Harold Morrow, 1996-02
120	Walker Lee Ashley, 1983-88
113	Keith Nord, 1979-85
113	Heath Farwell, 2005-10
Season	
38	Joey Browner, 1989
35	Nate Allen, 1977
32	Harold Morrow, 1997
32	Heath Farwell, 2007
Game	
7	Heath Farwell, @ NYG, 11/25/07
6	Wymon Henderson, vs. Det., 11/6/88
BLOCKED KICKS	
Career	
20	Matt Blair, 1974-85 (FG-3, P-1, PAT-16)
16	Alan Page, 1967-78 (FG-8, P-1, PAT-7)
10	Tim Irwin, 1981-93 (FG-8, PAT-2)
9	Carl Eller, 1964-78 (FG-8, PAT-1)
Season	
5	Alan Page, 1976
5	Matt Blair, 1979
Game	
2	Alan Page, vs. Pit., 10/4/76
2	Matt Blair, vs. Dal., 10/7/79
2	Matt Blair, @ G.B., 11/11/79
2	Matt Blair, vs. Oak., 9/14/81
2	Tim Irwin, @ Atl., 12/15/85
2	Neil Elshire, @ Was., 11/2/86
2	Tim Irwin, @ Den., 11/14/93
Game, Opponent	
1	Many times, last time by Bobby Wagner, @ Sea., 12/10/18

VIKINGS ROOKIE RECORDS (*NFL RECORD, #NFL ROOKIE RECORD)

SERVICE

Starts, Season

- 16 Gary Zimmerman, T, 1986
- 16 Todd Stuessie, T, 1994
- 16 Dewayne Washington, CB, 1994
- 16 Kevin Williams, DT, 2004
- 16 Matt Kalil, T, 2012
- 16 Harrison Smith, S, 2012
- 16 T.J. Clemmings, T, 2015

SCORING

Total Points, Season

- 141 Blair Walsh, 2012 (36-pat, 35-fg)
- 106 Randy Moss, 1998 (17-td, 2-2pt)
- 78 Adrian Peterson, 2007 (13-td)

Total Points, Game

- 20 Randy Moss, @ Dal., 11/16/98 (3-rec. td, 1-2pt)
- 18 Sammy White, @ Mia., 12/11/76 (3-rec. td)
- 18 D.J. Dozier, vs. Den., 10/26/87 (3-rush td)
- 18 Randy Moss, vs. Chi., 12/6/98 (3-rec. td)
- 18 Oronio Smith, vs. K.C., 12/20/03 (3-rush td)
- 18 Adrian Peterson, @ Chi., 10/14/07 (3-rush td)
- 18 Adrian Peterson, vs. S.D., 11/4/07 (3-rush td)
- 18 Blair Walsh, @ St. L., 12/16/12 (3-pat, 5-fg)

Touchdowns, Season

- 17 Randy Moss, 1998#
- 13 Adrian Peterson, 2007
- 10 Sammy White, 1976
- 9 Cordarrelle Patterson, 2013

Touchdowns, Game

- 3 Sammy White, vs. Cle., 11/9/69 (3-rec. td)
- 3 D.J. Dozier, vs. Den., 10/26/87 (3-rush td)
- 3 Randy Moss, @ Dal., 11/16/98 (3-rec. td)
- 3 Randy Moss, vs. Chi., 12/6/98 (3-rec. td)
- 3 Oronio Smith, vs. K.C., 12/20/03 (3-rush td)
- 3 Adrian Peterson, @ Chi., 10/14/07 (3-rush td)
- 3 Adrian Peterson, vs. S.D., 11/4/07 (3-rush td)

Field Goals Made, Season

- 35 Blair Walsh, 2012

Field Goals Made, Game

- 5 Blair Walsh, @ St. L., 12/16/12

Longest Field Goal

- 56 Blair Walsh, @ Hou., 12/23/12
- 55 Blair Walsh, vs. Jax., 9/9/12
- 55 Blair Walsh, @ Sea., 11/4/12

Field Goals Attempted, Season

- 31 Blair Walsh, @ St. L., 12/16/12

Field Goals Attempted, game

- 5 Blair Walsh, @ St. L., 12/16/12

Highest Field Goal Percentage, Season (Qualifiers)

- 92.1 Blair Walsh, 2012 (35-38)

RUSHING

Yards, Season

- 1,341 Adrian Peterson, 2007
- 801 Chuck Foreman, 1973
- 773 Alfred Anderson, 1984

Yards, Game (*-NFL record)

- 296 Adrian Peterson, vs. S.D., 11/4/07*
- 224 Adrian Peterson, @ Chi., 10/14/07
- 148 Oronio Smith, @ Chi., 12/14/03

Rushing Attempts, Season

- 238 Adrian Peterson, 2007
- 201 Alfred Anderson, 1984
- 182 Chuck Foreman, 1973

Rushing Attempts, Game

- 30 Adrian Peterson, vs. S.D., 11/4/07
- 27 Oronio Smith, @ Chi., 12/14/03
- 27 Dalvin Cook, vs. T.B., 9/24/17

Touchdowns Rushing, Season

- 12 Adrian Peterson, 2007
- 5 Oronio Smith, 2003
- 5 D.J. Dozier, 1987
- 5 Fran Tarkenton, 1961

Touchdowns Rushing, Game

- 3 Adrian Peterson, vs. S.D., 11/4/07
- 3 Adrian Peterson, @ Chi., 10/14/07
- 3 Oronio Smith, @ Chi., 12/20/03
- 3 D.J. Dozier, vs. Den., 10/26/87

Rushing Average, Season

- 5.6 Adrian Peterson, 2007
- 5.4 Oronio Smith, 2003
- 4.8 Jerick McKinnon, 2014

Rushing Average (Min. 10 Attempts), Game

- 11.2 Adrian Peterson, @ Chi., 10/14/07
- 9.9 Adrian Peterson, vs. S.D., 11/4/07
- 9.3 Adrian Peterson, vs. G.B. 9/30/07

Longest Run

- 73 Adrian Peterson, @ Chi., 10/14/07 (td)
- 64 Adrian Peterson, vs. S.D., 11/4/07 (td)
- 55 Adrian Peterson, vs. G.B., 9/30/07
- 55 Jerick McKinnon, vs. Atl., 9/28/14

PASSING

Passing Yards, Season

- 2,919 Teddy Bridgewater, 2014
- 1,997 Fran Tarkenton, 1961
- 1,853 Christian Ponder, 2011

Passing Yards, Game

- 381 Christian Ponder, vs. Den., 12/4/11
- 317 Teddy Bridgewater, vs. Atl., 9/28/14
- 315 Teddy Bridgewater, @ Det., 12/14/14

Pass Attempts, Season

- 402 Teddy Bridgewater, 2014
- 291 Christian Ponder, 2011
- 280 Fran Tarkenton, 1961

Pass Attempts, Game

- 47 Christian Ponder, vs. Den., 12/4/11
- 42 Teddy Bridgewater, @ T.B., 10/26/14
- 42 Teddy Bridgewater, Was., 11/2/14

Pass Completions, Season

- 259 Teddy Bridgewater, 2014
- 158 Christian Ponder, 2011
- 157 Fran Tarkenton, 1961

Pass Completions, Game

- 31 Teddy Bridgewater, @ Det., 12/14/14
- 29 Christian Ponder, vs. Den., 12/4/11
- 26 Teddy Bridgewater, vs. Was., 11/2/14

Touchdown Passes, Season

- 18 Fran Tarkenton, 1961
- 14 Teddy Bridgewater, 2014
- 13 Christian Ponder, 2011

Touchdown Passes, Game

- 4 Fran Tarkenton, vs. Chi., 9/17/61
- 4 Fran Tarkenton, vs. LA Rams, 12/3/61
- 4 Fran Tarkenton, @ Chi., 12/17/61

Passes Had Intercepted, Season

- 17 Fran Tarkenton, 1961
- 13 Christian Ponder, 2011

Passes Had Intercepted, Game

- 3 8 times, last Teddy Bridgewater, vs. Det., 10/12/14

Lowest Percentage Passes Intercepted, Season (Qualifiers)

- 3.0 Teddy Bridgewater, 2014 (402-12)
- 4.5 Christian Ponder, 2011 (291-13)
- 6.1 Fran Tarkenton, 1961 (280-17)

Highest QB Rating, Season

- 85.2 Teddy Bridgewater, 2014
- 74.7 Fran Tarkenton, 1961
- 70.1 Christian Ponder, 2011

Highest QB Rating, Game

- 148.6 Fran Tarkenton, vs. Chi., 9/17/61
- 121.1 Fran Tarkenton, L.A., 12/3/61
- 120.7 Teddy Bridgewater, vs. Car., 11/30/14

PASS RECEIVING

Receptions, Season

- 69 Randy Moss, 1998
- 60 Percy Harvin, 2009
- 52 Stefan Diggs, 2015
- 51 Paul Flatley, 1963
- 51 Sammy White, 1976
- 45 Cordarrelle Patterson, 2013

Receptions, Game

- 9 Sammy White, vs. LA Rams, 9/19/76
- 9 Sammy White, @ Mia., 12/11/76
- 8 James Brim, @ Chi., 10/11/87
- 8 Randy Moss, vs. G.B., 11/22/98
- 8 Randy Moss, vs. Chi., 12/6/98
- 8 Cordarrelle Patterson, at G.B., 11/24/13

Receiving Yards, Season

- 1,313 Randy Moss, 1998
- 906 Sammy White, 1976
- 867 Paul Flatley, 1963
- 210 Sammy White, vs. Det., 11/7/76
- 190 Randy Moss, @ G.B., 10/5/98
- 174 Paul Flatley, vs. Det., 11/24/63

Touchdowns Receiving, Season (#-NFL record)

- 17 Randy Moss, 1998#
- 10 Sammy White, 1976
- 6 Percy Harvin, 2009

Touchdowns Receiving, Game

- 3 Sammy White, @ Mia., 12/11/76
- 3 Randy Moss, @ Dal., 11/26/98
- 3 Randy Moss, vs. Chi., 12/6/98

COMBINED YARDAGE

Yards, Season

- 2,081 Percy Harvin, 2009 (ru-135, re-790, rt-1,156)
- 2,021 Adrian Peterson, 2007 (ru-1,341, re-268, rt-412)
- 2,020 Cordarrelle Patterson, 2013 (ru-158, re-469, rt-1,393)

Yards, Game

- 361 Adrian Peterson, @ Chi., 10/14/07 (ru-248, re-9, rt-128)
- 315 Adrian Peterson, vs. S.D., 11/4/07 (ru-296, re-19)

PUNTING

Punts, Season

- 75 Jeff Locke, 2013
- 73 Neil Clabo, 1975
- 71 Chris Klwue, 2005

Punts, Game

- 9 Bobby Walden, vs. L.A., 11/29/64
- 9 Jeff Locke, @ Bal., 12/8/13
- 8 Chris Klwue, vs. NYG, 11/13/05

Punt Average, Season

- 46.4 Bobby Walden, 1964 (72-3.341)
- 44.2 Jeff Locke, 2013 (75-3.316)
- 44.1 Chris Klwue, 2005 (71-3.130)

Punt Average (Min. 4 punts), Game

- 54.3 Chris Klwue, vs. T.B., 9/11/05 (4-217)
- 52.4 Bobby Walden, vs. S.F., 11/8/64 (5-262)
- 52.0 Bobby Walden, @ Bal., 11/15/64 (4-208)

PUNT RETURNS

Punt Returns, Season

- 48 Kevin Miller, 1978
- 35 Keenan Howry, 2003
- 33 Jimmy Edwards, 1979

Punt Returns, Games

- 6 Kevin Miller, vs. T.B., 9/17/78
- 6 David Palmer, vs. Det., 9/11/94

Punt Return Yards, Season

- 247 Keenan Howry, 2003
- 239 Kevin Miller, 1978
- 217 Troy Walters, 2000

Punt Return Yards, Game

- 107 Charlie West, vs. Was., 11/3/68
- 78 Troy Walters, vs. Det., 11/30/00
- 77 Bob Grim, vs. NYG, 11/5/67

Longest Punt Return

- 81 Bob Grim, vs. NYG, 11/5/67
- 63 Troy Walters, vs. Det., 11/30/00
- 57 Nick Davis, vs. Chi., 10/27/02

Punt Return Average, Season

- 10.1 Charlie West, 1968 (20-201)
- 7.9 Nick Davis, 2002 (24-190)
- 7.6 Jackie Wallace, 1974 (25-191)

Punt Return Average (3 returns), Game

- 35.7 Charlie West, vs. Was., 11/3/68 (3-107)
- 26.0 Troy Walters, vs. Det., 11/30/00 (3-78)
- 25.7 Bob Grim, vs. NYG, 11/5/67 (3-77)



WR Sammie White still holds the Vikings rookie record with 9 catches in a game and earned 1976 NFL Rookie of the Year.

KICKOFF RETURNS

Kickoff Returns, Season

- 53 Buster Rhymes, 1985
- 44 Jimmy Edwards, 1979
- 43 Cordarelle Patterson, 2013

Kickoff Returns, Game

- 8 Troy Walters, vs. G.B., 12/17/00
- 7 Jimmy Edwards, @ St.L., 11/4/79
- 7 Darryl Harris, vs. G.B., 10/16/88

Kickoff Return Yards, Season

- 1,393 Cordarelle Patterson, 2013
- 1,345 Buster Rhymes, 1985
- 1,156 Percy Harvin, 2009

Kickoff Return Yards, Game

- 228 Cordarelle Patterson, vs. G.B., 10/27/13
- 182 Buster Rhymes, vs. Chi., 9/19/85
- 180 Percy Harvin, vs. S.F., 9/27/09

Longest Kickoff Return (All TDs)

- 109 Cordarelle Patterson, vs. G.B., 10/27/13*
- 105 Cordarelle Patterson, at Chi., 9/15/13
- 104 Aundrae Allison, vs. Det., 12/2/07

Kickoff Return Average, Season

- 32.4 Cordarelle Patterson, 2013
- 28.7 Aundrae Allison, 2007
- 27.5 Percy Harvin, 2009

Kickoff Return Average (3 returns), Game

- 49.7 Cordarelle Patterson, @ Chi., 9/15/13 (3-149)
- 48.0 Aundrae Allison, vs. Det., 12/2/07 (3-144)
- 45.6 Cordarelle Patterson, vs. G.B., 10/27/13 (5-228)

INTERCEPTIONS

Passes Defensed, Season

- 23 Xavier Rhodes, 2013
- 19 Orlando Thomas, 1995
- 12 Dewayne Washington, 1994
- 12 Brian Williams, 2002

Interceptions, Season

- 9 Orlando Thomas, 1995
- 6 George Rose, 1961
- 5 Rip Hawkins, 1961

Interceptions, Game

- 2 Rip Hawkins, vs. Dal, 9/24/61
- 2 Jeff Siemon, vs. S.F., 12/16/72

Interception Return Yards, Season

- 135 Dewayne Washington, 1994
- 108 Orlando Thomas, 1995
- 87 Harrison Smith, 2012

Interception Return Yards, Game

- 81 Dewayne Washington, @ Chi., 9/18/94
- 80 Mike Nattiel, vs. Sea., 12/7/03
- 70 Orlando Thomas, @ Pit., 9/24/95

Longest Interception Return

- 81 Dewayne Washington, @ Chi., 9/18/94 (td)
- 80 Mike Nattiel, vs. Sea., 12/7/03 (td)
- 63 Tim Newton, @ Buf., 9/25/85

TACKLES

Total Tackles, Season

- 129 Harrison Smith, 2012
- 126 Rip Hawkins, 1961
- 109 Chris Doleman, 1985
- 105 Eric Kendricks, 2015
- 102 Tim Newton, 1985
- 99 Anthony Barr, 2014

Total Tackles, Game

- 13 Malik Boyd, @ N.E., 11/13/94
- 13 Harrison Smith, vs. T.B., 10/25/12
- 13 Eric Kendricks, vs. K.C., 10/18/15

SACKS

Sacks, Season

- 11.0 Keith Millard, 1985
- 10.5 Don Hultz, 1963
- 10.5 Kevin Williams, 2003

Sacks, Game

- 3.0 Kevin Williams, vs. Ari., 12/28/03
- 2.5 Gerald Robinson, Chi., 10/19/86
- 2.0 10 times, last Danielle Hunter, vs. Chi., 12/20/15

*NFL Record

‡NFL Rookie Record

VIKINGS ROOKIE NFL AWARDS

NFL ROOKIE OF THE YEAR

- 1963–Paul Flatley, WR (AP, UPI, NEA, TSN)
- 1973–Chuck Foreman, RB (AP, PFWA)
- 1976–Sammy White, WR (AP, PFWA)
- 1998–Randy Moss, WR (TSN, FN, PFW, SI)
- 2007–Adrian Peterson, RB (TSN, PFW, SI)

PEPSI ROOKIE OF THE YEAR

- 2007–Adrian Peterson, RB
- 2009–Percy Harvin, WR
- 2014–Teddy Bridgewater, QB

NFL OFFENSIVE ROOKIE OF THE YEAR

- 1973–Chuck Foreman, RB, (PFW)
- 1976–Sammy White, WR, (PFW, PD)
- 1998–Randy Moss, WR (AP, FD, CPFW)
- 2007–Adrian Peterson, RB (AP, PFW)
- 2009–Percy Harvin, WR/KR (AP, PFW)

NFL DEFENSIVE ROOKIE OF THE YEAR

- 1994–Dewayne Washington, CB (PFN)

NFC ROOKIE OF THE YEAR

- 1973–Chuck Foreman, RB (Wheaties, TSN)
- 1976–Sammy White, WR (UPI, TSN, NEA)
- 1998–Randy Moss, WR (PFWA)

NFC OFFENSIVE ROOKIE OF THE YEAR

- 1998–Randy Moss, WR (PFWA)

1ST-TEAM A.P. ALL-PRO

- 1998–Randy Moss, WR
- 2012–Blair Walsh, K
- 2013–Cordarelle Patterson, WR/KR

ALL-ROOKIE HONORS (PFWA)

- 1972–Jeff Siemon, LB
- 1973–Chuck Foreman, RB
- 1974–Matt Blair, LB
- 1976–Sammy White, WR
- 1984–Alfred Anderson, RB
- 1988–Randall McDaniel, G
- 1994–Todd Steussie, G
- Andrew Jordan, TE
- Dewayne Washington, CB
- 1995–Orlando Thomas, S
- 1998–Randy Moss, WR
- 2000–Chris Hovan, DT
- 2003–Onterio Smith, RB
- Kevin Williams, DT
- Eddie Johnson, P
- 2005–Chris Kluwe, P
- 2007–Adrian Peterson, RB
- Brian Robison, DE
- 2009–Phil Loadholt, T
- Percy Harvin, WR/KR
- 2011–Kyle Rudolph, TE
- 2012–Blair Walsh, K
- Matt Kalil, T
- Harrison Smith, S
- 2013–Cordarelle Patterson, WR/KR
- 2014–Teddy Bridgewater, QB
- 2015–Stefon Diggs, WR
- Danielle Hunter, DE
- Eric Kendricks, LB
- 2017–Pat Elflein, C

NFL ROOKIE OF THE WEEK

- 2004–Mewelde Moore, RB, vs. Ten., 10/24, Offense
- 2007–Adrian Peterson, RB, @ Chi., 10/14, Offense
- 2007–Adrian Peterson, RB, vs. S.D., 11/4, Offense
- 2009–Percy Harvin, WR, @ Pit., 10/25, Special Teams
- 2009–Percy Harvin, WR, @ G.B., 11/1, Special Teams
- 2014–Teddy Bridgewater, QB, vs. Atl., 9/28, Offense
- 2010–Percy Harvin, WR, November, Offense
- 2015–Stefon Diggs, WR, vs. K.C., 10/18, Offense

NFL ROOKIE OF THE MONTH

- 1997–Dwayne Rudd, LB, December, Defense
- 1998–Randy Moss, WR, November, Offense
- 2003–Kevin Williams, DT, December, Defense
- 2007–Adrian Peterson, RB, September, Offense
- 2007–Adrian Peterson, RB, October, Offense
- 2009–Percy Harvin, WR, November, Offense
- 2013–Cordarelle Patterson, WR, December, Offense
- 2015–Eric Kendricks, LB, October, Defense

PRO BOWL HONORS

- 1973–Chuck Foreman, RB
- 1976–Sammy White, WR
- 1998–Randy Moss, WR
- 2007–Adrian Peterson, RB
- 2009–Percy Harvin
- 2012–Matt Kalil, T
- Blair Walsh, K
- 2013–Cordarelle Patterson, WR/KR



Orlando Thomas made the All-Rookie team in 1995 after setting a team rookie record with 9 INTs in a season.



Jeff Siemon earned a spot on the All-Rookie team in 1972 and went on to rank 3rd in Vikings history with 1,382 career tackles.

VIKINGS BIG DAYS

RUSHING

226	Adrian Peterson vs. S.D., 11/4/07 (30 att.)
224	Adrian Peterson @ Chi., 10/14/07 (20 att.)
212	Adrian Peterson @ StL, 12/16/12 (24 att.)
211	Adrian Peterson vs. Chi., 12/1/13 (35 att.)
210	Adrian Peterson @ G.B., 12/2/12 (21 att.)
203	Adrian Peterson @ Oak., 11/15/15 (26 att.)
200	Chuck Foreman @ Phi., 10/24/76 (28 att.)
199	Adrian Peterson vs. G.B., 12/30/12 (34 att.)
192	Adrian Peterson vs. G.B., 11/18/08 (30 att.)
182	Adrian Peterson @ Sea., 11/4/12 (17 att.)
180	Adrian Peterson @ G.B., 9/13/09 (25 att.)
179	Ted Brown @ G.B., 12/23/83 (29 att.)
179	Robert Smith vs. StL, 9/13/98 (23 att.)
176	Adrian Peterson vs. G.B., 10/23/11 (24 att.)
172	Terry Allen @ Pit., 12/20/92 (33 att.)
171	Adrian Peterson vs. Det., 11/11/12 (27 att.)
170	Robert Smith @ Chi., 10/15/00 (15 att.)
169	Robert Smith @ Buf., 9/31/97 (16 att.)
168	Chuck Foreman @ Sea., 12/22/06 (24 att.)
167	Michael Bennett vs. NYG, 11/10/02 (15 att.)
166	Scottie Graham vs. K.C., 12/26/93 (33 att.)
165	Adrian Peterson @ Ari., 12/14/08 (28 att.)
164	Chester Taylor vs. Oak., 11/18/07 (22 att.)
160	Robert Smith vs. Ind., 12/21/97 (17 att.)
160	Adrian Peterson vs. Ind., 9/14/08 (29 att.)
160	Adrian Peterson vs. Det., 9/26/10 (23 att.)
159	Terry Allen @ Chi., 9/18/94 (22 att.)
158	Adrian Peterson @ Atl., 11/29/15 (25 att.)
158	Chuck Foreman @ G.B., 12/16/77 (31 att.)
155	Dave Osborn vs. G.B., 12/3/67 (23 att.)
155	Clinton Jones vs. Atl., 11/28/71 (22 att.)
155	Latavius Murray vs. Ari., 10/14/18 (24 att.)
154	Adrian Peterson vs. Chi., 12/2/10 (23 att.)
153	Adrian Peterson vs. Ari., 10/12/12 (23 att.)
150	Chuck Foreman vs. Chi., 10/16/77 (26 att.)
148	Chuck Foreman vs. Pit., 10/4/76 (27 att.)
148	Herschel Walker vs. G.B., 10/15/89 (18 att.)
148	Robert Smith @ Dal., 11/23/00 (21 att.)
148	Ontario Smith @ Chi., 12/14/03 (27 att.)
146	Tommy Mason vs. Bal., 11/17/63 (12 att.)
146	Darin Nelson vs. G.B., 11/10/85 (21 att.)
146	Robert Smith @ NYG, 12/26/99 (16 att.)
146	Ontario Smith vs. K.C., 12/20/03 (21 att.)
146	Adrian Peterson @ G.B., 11/24/13 (32 att.)
145	Adrian Peterson vs. Mia., 9/19/10 (28 att.)
143	Tommy Mason @ Bal., 12/16/62 (20 att.)
143	Adrian Peterson vs. Bal., 10/18/09 (22 att.)
140	Terry Allen @ G.B., 9/16/92 (12 att.)
140	Adrian Peterson vs. Pit., 9/29/13 (23 att.)
140	Adrian Peterson @ Dal., 11/3/13 (25 att.)
139	Dave Osborn vs. Chi., 12/5/70 (29 att.)
139	Scottie Graham @ G.B., 12/19/93 (30 att.)
139	Adrian Peterson vs. Hou., 11/2/08 (25 att.)
138	Tommy Mason @ Det., 12/9/62 (16 att.)
138	Bill Brown @ Cle., 10/31/65 (26 att.)
138	Mewelde Moore vs. Ten., 10/24/04 (20 att.)
137	Tommy Mason vs. Bal., 9/13/64 (20 att.)
137	Robert Smith vs. N.O., 11/8/98 (20 att.)
137	Chester Taylor vs. Atl., 11/26/06 (27 att.)
136	Dalvin Cook vs. Mia., 12/16/18 (19 att.)
135	Jerick McKinnon vs. Ari., 9/28/14 (16 att.)
134	Robert Smith @ Det., 10/10/06 (16 att.)
134	Adrian Peterson vs. Det., 9/20/15 (29 att.)
133	Chuck Foreman vs. Cin., 11/13/77 (29 att.)
133	Robert Smith @ T.B., 10/13/96 (18 att.)
133	Adrian Peterson vs. Det., 11/15/09 (18 att.)
132	Robert Smith @ G.B., 9/21/97 (28 att.)
131	Adrian Peterson vs. Chi., 11/30/08 (28 att.)
130	Michael Bennett vs. G.B., 10/24/10 (28 att.)
129	Ted Brown vs. T.B., 11/8/81 (31 att.)
127	Chuck Foreman vs. S.C., 11/23/75 (33 att.)
127	Terry Allen vs. T.B., 11/31/91 (14 att.)
127	Dalvin Cook vs. N.O., 9/1/17 (22 att.)
126	Herschel Walker @ G.B., 12/5/91 (25 att.)
126	Adrian Peterson vs. S.D., 10/9/15 (26 att.)
126	Herschel Walker @ Atl., 9/8/91 (25 att.)
125	Robert Smith vs. Phi., 9/28/97 (22 att.)
125	Artose Pinner @ Det., 12/10/06 (29 att.)
125	Adrian Peterson vs. StL, 11/8/15 (29 att.)
124	Tommy Mason vs. Pit., 10/18/64 (20 att.)
124	Oscar Reed vs. Det., 11/12/72 (33 att.)
123	Raymond Hayes vs. La Rams, 12/3/61 (18 att.)
123	Chester Taylor vs. Det., 10/8/06 (26 att.)
123	Adrian Peterson vs. T.B., 10/25/12 (15 att.)
122	Chuck Foreman @ N.O., 9/3/78 (18 att.)
122	Darin Nelson vs. Det., 11/3/85 (25 att.)
122	Robert Smith @ G.B., 11/9/00 (24 att.)
122	Mewelde Moore @ G.B., 11/21/05 (26 att.)
122	Adrian Peterson vs. Ari., 10/9/11 (25 att.)
121	Mel Triplett @ Chi., 12/17/61 (15 att.)
121	Adrian Peterson @ Chi., 11/19/08 (22 att.)
120	Alfred Anderson @ Det., 9/23/84 (19 att.)
120	Robert Smith vs. Car., 10/12/97 (23 att.)
120	Michael Bennett @ G.B., 12/8/02 (19 att.)
120	Adrian Peterson vs. T.B., 9/18/11 (25 att.)

119	Darrin Nelson vs. G.B., 11/13/83 (16 att.)
118	Dave Osborn @ Chi., 12/18/66 (19 att.)
118	Darrin Nelson vs. Cle., 10/26/86 (22 att.)
118	Darrin Nelson @ Dal., 11/26/87 (16 att.)
118	Robert Smith @ K.C., 12/2/99 (21 att.)
118	Adrian Peterson @ Phi., 12/26/10 (22 att.)
117	Bill Brown vs. Cl., 10/16/65 (15 att.)
117	Chuck Foreman @ N.O., 11/16/75 (24 att.)
117	Robert Smith vs. Ari., 11/12/00 (20 att.)
116	Chuck Foreman vs. Chi., 9/23/73 (16 att.)
116	Adrian Peterson vs. Det., 12/2/07 (15 att.)
115	Bill Brown @ Dal., 9/25/66 (20 att.)
115	Dave Osborn vs. NYG, 11/5/67 (16 att.)
115	Robert Smith vs. Det., 10/31/93 (23 att.)
115	Robert Smith @ Pit., 9/24/95 (15 att.)
115	Scottie Graham @ Cin., 12/24/95 (25 att.)
115	Robert Smith vs. Det., 11/30/00 (17 att.)
115	Matt Asiata vs. Det., 12/29/13 (14 att.)
114	Chuck Foreman @ Det., 10/7/73 (16 att.)
114	Michael Bennett @ T.B., 11/3/02 (10 att.)
113	Ted Brown @ Chi., 9/21/80 (22 att.)
113	Terry Allen vs. Mia., 9/25/94 (15 att.)
113	Terry Allen @ T.B., 10/30/94 (17 att.)
113	Robert Smith vs. Det., 9/19/96 (22 att.)
113	Michael Bennett vs. Tenn., 12/9/01 (16 att.)
113	Chester Taylor vs. Car., 9/17/06 (24 att.)
111	Latavius Murray vs. Bal., 10/22/17 (18 att.)
112	Adrian Peterson vs. G.B., 9/30/07 (12 att.)
112	Robert Smith vs. Det., 9/10/95 (20 att.)
111	Adrian Peterson vs. Det., 10/12/08 (25 att.)
111	Latavius Murray vs. Chi., 12/31/17 (20 att.)
109	Bill Brown vs. Chi., 9/29/68 (12 att.)
109	Ted Brown @ G.B., 9/27/81 (21 att.)
109	Robert Smith vs. Chi., 9/3/00 (14 att.)
109	Mewelde Moore @ N.O., 10/17/04 (15 att.)
109	Toby Gerhart at Was., 12/24/11 (11 att.)
109	Joe Webb at Det., 12/1/11 (7 att.)
108	Ted Brown @ Atl., 11/23/81 (6 att.)
108	Leroy Hoard vs. Oak., 11/17/96 (20 att.)
108	Mo Williams vs. Chi., 9/14/03 (21 att.)
108	Adrian Peterson @ Chi., 11/25/12 (18 att.)
107	Chuck Foreman vs. Det., 10/19/75 (22 att.)
107	Robert Smith vs. Chi., 10/10/99 (12 att.)
107	Adrian Peterson vs. Buf., 12/5/10 (16 att.)
106	Bill Brown @ Bal., 11/16/64 (14 att.)
106	Dave Osborn @ Chi., 10/12/69 (15 att.)
106	Michael Bennett vs. Chi., 10/27/02 (29 att.)
106	Michael Bennett vs. Det., 11/6/05 (18 att.)
105	Alfred Anderson @ Phi., 9/18/80 (28 att.)
105	Leroy Hoard vs. S.F., 10/24/99 (17 att.)
105	Adrian Peterson @ Det., 12/7/08 (22 att.)
104	Tony Galtbreath @ Chi., 10/9/83 (16 att.)
104	Robert Smith vs. S.D., 11/28/99 (20 att.)
104	Michael Bennett @ G.B., 12/30/01 (25 att.)
104	Adrian Peterson vs. NYG, 12/27/15 (22 att.)
103	Bill Brown vs. Bal., 9/13/64 (20 att.)
103	Bill Brown @ NYG, 12/6/64 (18 att.)
103	Dave Osborn @ Atl., 10/29/67 (19 att.)
103	Darrin Nelson vs. T.B., 11/15/87 (17 att.)
103	Herschel Walker vs. Den., 9/29/91 (12 att.)
103	Robert Smith vs. Was., 10/18/98 (24 att.)
103	Robert Smith vs. Car., 11/19/03 (23 att.)
103	Michael Bennett vs. Sea., 12/7/03 (25 att.)
103	Adrian Peterson vs. Atl., 9/9/07 (19 att.)
103	Adrian Peterson @ G.B., 8/8/08 (19 att.)
103	Adrian Peterson vs. NYG, 12/28/08 (21 att.)
103	Jerick McKinnon @ Buf., 10/19/14 (19 att.)
103	Adrian Peterson @ Chi., 11/1/15 (20 att.)
102	Chuck Foreman @ Chi., 10/27/75 (26 att.)
102	Chuck Foreman vs. Atl., 11/9/75 (26 att.)
102	Robert Smith vs. Car., 10/16/97 (27 att.)
102	Mo Williams vs. Buf., 9/15/02 (17 att.)
102	Adrian Peterson @ K.C., 9/23/07 (25 att.)
102	Adrian Peterson @ Det., 9/30/12 (21 att.)
102	Cordellare Patterson @ StL, 9/7/14 (34 att.)
101	Tommy Mason @ G.B., 12/5/65 (21 att.)
101	Clinton Jones vs. Atl., 9/14/68 (21 att.)
101	Bill Brown vs. Det., 11/11/73 (19 att.)
101	Chuck Foreman @ G.B., 11/27/77 (26 att.)
101	Chuck Foreman @ Dal., 10/26/78 (22 att.)
101	Leroy Hoard vs. T.B., 12/15/96 (20 att.)
101	Robert Smith vs. Det., 12/14/97 (20 att.)
101	Mewelde Moore vs. N.O., 9/25/05 (23 att.)
101	Robert Smith vs. Jax., 12/20/98 (19 att.)
101	Chester Taylor @ S.F., 12/9/07 (8 att.)
100	Chuck Foreman vs. G.B., 12/8/73 (19 att.)
100	Chuck Foreman vs. Sea., 11/4/76 (17 att.)
100	Ted Brown vs. Dal., 11/3/83 (29 att.)
100	Terry Allen vs. G.B., 12/27/92 (20 att.)
100	Adrian Peterson @ Chi., 9/15/13 (26 att.)

Career 100-Yard Rushing Games

No. Player	W-L
49...	Adrian Peterson.....33-15-1
29...	Robert Smith.....22-7
17...	Chuck Foreman.....16-1
9...	Michael Bennett.....5-4
8...	Bill Brown.....4-4
7...	Terry Allen.....7-0

6....	Tommy Mason.....2-4
6....	Dave Osborn.....3-1
6....	Ted Brown.....5-1
6....	Darin Nelson.....3-3
6....	Chester Taylor.....6-0
4....	Herschel Walker.....3-1
4....	Mewelde Moore.....4-0
3....	Latavius Murray.....3-0
3....	Scottie Graham.....2-1
3....	Leroy Hoard.....2-0
2....	Dalvin Cook.....2-0
2....	Clinton Jones.....2-0
2....	Alfred Anderson.....1-1
2....	Mo Williams.....1-1
2....	Ontario Smith.....1-1
2....	Jerick McKinnon.....1-1
1....	Ray Hayes.....1-0
1....	Mel Triplett.....0-1
1....	Oscar Reed.....1-0
1....	Tony Galtbreath.....1-0
1....	Artose Pinner.....1-0
1....	Toby Gerhart.....1-0
1....	Joe Webb.....0-1
1....	Matt Asiata.....1-0
1....	Cordellare Patterson.....1-0

PASSING

490	Tommy Kramer @ Was., 11/2/86 (20 of 35)
490	Tommy Kramer vs. Cle., 12/14/80 (38 of 49)
449	Joe Kapp vs. Bal., 9/28/69 (28 of 43)
446	Brett Favre vs. Ari., 11/7/10 (36 of 47)
444	Tommy Kramer @ S.D., 10/11/81 (27 of 43)
442	Randall Cunningham @ G.B., 10/5/98 (20 of 32)
436	Tommy Kramer vs. Chi., 9/19/85 (28 of 55)
425	Kirk Cousins @ G.B., 9/16/18 (35 of 48)
425	Daunte Culpepper @ N.O., 10/17/04 (26 of 37)
422	Kirk Cousins @ La Rams, 9/27/18 (36 of 50)
420	Warren Moon vs. N.O., 11/6/94 (33 of 57)
407	Frank Tarkenton @ S.F., 10/24/65 (21 of 34)
404	Daunte Culpepper @ Det., 12/19/04 (25 of 35)
400	Warren Moon vs. NYJ, 10/20/94 (33 of 50)
396	Daunte Culpepper @ Oak., 11/16/03 (27 of 49)
396	Daunte Culpepper @ Hou., 10/10/04 (36 of 50)
395	Tommy Kramer vs. Atl., 9/7/80 (30 of 42)
392	Brett Favre vs. Chi., 11/29/09 (32 of 48)
391	Wade Wilson vs. Det., 11/6/88 (28 of 35)
386	Tommy Kramer @ T.B., 10/7/84 (27 of 47)
384	Warren Moon @ Det., 11/23/95 (30 of 47)
384	Tommy Kramer vs. G.B., 11/29/81 (38 of 55)
382	Matt Cassel vs. Phi., 12/15/13 (26 of 35)
382	Sam Bradford @ G.B., 12/24/16 (34 of 50)
381	Christian Ponder vs. Den., 12/4/11 (29 of 47)
374	Wade Wilson @ T.B., 12/16/90 (24 of 31)
374	Jeff George @ Chi., 11/14/99 (25 of 44)
370	Daunte Culpepper @ S.D., 11/9/03 (32 of 44)
369	Case Keenum vs. T.B., 9/14/17 (25 of 33)
366	Sean Salisbury @ Den., 11/24/93 (19 of 37)
364	Randall Cunningham vs. Oak., 9/19/99 (23 of 39)
363	Jeff George vs. S.D., 11/28/98 (28 of 43)
363	Daunte Culpepper @ G.B., 11/4/14 (27 of 44)
361	Steve Dils @ T.B., 9/5/81 (37 of 62)
361	Wade Wilson vs. N.O., 12/21/86 (24 of 39)
361	Daunte Culpepper @ Chi., 9/26/04 (19 of 29)
359	Randall Cunningham @ Dal., 12/6/99 (17 of 35)
357	Daunte Culpepper vs. Car., 11/19/02 (22 of 29)
355	Warren Moon @ Ari., 10/2/94 (29 of 47)
355	Daunte Culpepper vs. Mia., 9/10/00 (23 of 37)
352	Christian Ponder @ Was., 10/14/12 (35 of 52)
349	Warren Moon @ N.E., 11/13/94 (26 of 42)
348	Randall Cunningham @ Chi., 12/6/98 (21 of 31)
348	Todd Bouman vs. Tenn., 12/9/01 (21 of 31)
347	Frank Tarkenton @ Was., 11/30/75 (27 of 37)
347	Frank Tarkenton vs. Det., 11/7/76 (17 of 25)
347	Sean Salisbury vs. S.D., 11/7/93 (29 of 47)
346	Sam Bradford vs. N.O., 9/17/17 (27 of 32)
345	Randall Cunningham @ Bal., 12/13/98 (32 of 55)
344	Brett Favre vs. Det., 11/15/09 (20 of 29)
343	Tommy Kramer @ StL, 10/25/81 (25 of 55)
343	Daunte Culpepper @ Phi., 9/20/04 (37 of 47)
342	Kirk Cousins vs. G.B., 11/25/18 (39 of 38)
342	Tommy Kramer vs. Chi., 12/28/86 (26 of 35)
342	Warren Moon @ Ari., 11/12/95 (24 of 43)
339	Wade Wilson vs. T.B., 11/30/86 (22 of 33)
338	Warren Moon vs. N.O., 11/19/95 (25 of 32)
335	Wade Wilson @ T.B., 10/23/88 (22 of 30)
335	Daunte Culpepper vs. G.B., 12/17/00 (23 of 38)
335	Teddy Bridgewater @ Ari., 12/15/15 (25 of 36)
334	Brad Johnson vs. T.B., 9/14/97 (29 of 44)
334	Brett Favre @ Pit., 10/25/09 (34 of 51)
333	Tommy Kramer vs. Det., 9/20/81 (25 of 42)
332	Warren Moon @ T.B., 10/15/95 (33 of 48)
332	Daunte Culpepper @ N.O., 10/1/01 (23 of 34)
330	Tommy Kramer @ Ari., 11/23/81 (24 of 47)
330	Daunte Culpepper @ StL., 9/20/04 (37 of 47)
328	Tommy Kramer vs. NYJ, 12/26/82 (32 of 51)
327	Frank Tarkenton vs. La Rams, 10/16/66 (21 of 36)
326	Warren Moon vs. Mia., 9/25/94 (26 of 37)
324	Tommy Kramer vs. T.B., 11/16/80 (24 of 37)

322	Tommy Kramer	@ S.F.	10/21/86	(26 of 41)
322	Daunte Culpepper	@ T.B.	9/30/01	(30 of 44)
321	Tommy Kramer	@ Phil.	12/22/85	(21 of 36)
321	Brett Favre	@ Chi.	12/28/05	(26 of 40)
319	Fran Tarkenton	@ La Rams.	11/19/72	(14 of 28)
318	Rich Cannon	@ Cinn.	9/27/92	(25 of 32)
317	Fran Tarkenton	@ N.O.	12/1/70	(20 of 29)
317	Rich Cannon	@ N.E.	10/20/91	(35 of 63)
317	Teddy Bridgewater	@ Atl.	9/28/14	(19 of 30)
316	Fran Tarkenton	@ Oak.	12/17/78	(23 of 38)
316	Brad Johnson	@ N.O.	11/8/98	(28 of 42)
316	Brett Favre	@ NYG.	1/3/10	(25 of 31)
316	Teddy Bridgewater	@ Det.	10/25/15	(25 of 35)
315	Tommy Kramer	@ Atl.	12/15/85	(22 of 43)
315	Teddy Bridgewater	@ Det.	12/14/14	(23 of 37)
314	Steve Dilts	@ St.L.	10/30/83	(27 of 38)
313	Daunte Culpepper	@ Atl.	10/30/00	(29 of 53)
312	Brad Johnson	@ NYJ.	11/23/97	(24 of 35)
312	Daunte Culpepper	@ N.O.	12/15/02	(26 of 36)
312	Daunte Culpepper	@ Det.	12/29/02	(21 of 29)
311	Fran Tarkenton	@ Chi.	9/20/64	(22 of 34)
311	Tommy Kramer	@ S.D.	10/20/85	(31 of 46)
309	Tommy Kramer	@ T.B.	12/6/85	(21 of 36)
308	Wade Wilson	@ C.B.	11/26/89	(23 of 38)
307	Randall Cunningham	@ Chi.	10/10/95	(25 of 47)
307	Teddy Bridgewater	@ NYJ.	12/17/14	(19 of 27)
308	Tommy Kramer	@ N.E.	12/16/79	(35 of 61)
307	Fran Tarkenton	@ N.O.	11/16/75	(25 of 39)
307	Sam Bradford	@ Wash.	11/13/16	(31 of 40)
306	Warren Moon	@ Chi.	12/1/94	(27 of 48)
304	Case Keenum	@ Wash.	11/12/17	(21 of 29)
303	Steve Dilts	@ G.B.	11/13/83	(21 of 37)
303	Wade Wilson	@ Cinn.	12/25/89	(19 of 35)
302	Daunte Culpepper	@ Ari.	11/12/00	(25 of 32)
301	Kirk Cousins	@ Phil.	10/7/18	(30 of 37)
301	Brett Favre	@ S.F.	9/27/05	(24 of 46)
300	Daunte Culpepper	@ N.O.	9/25/05	(21 of 29)

Career 300-Yard Passing Games

No.	Player	W-L-T
19...	Tommy Kramer9-10
19...	Daunte Culpepper11-8
10...	Warren Moon5-5
9...	Fran Tarkenton6-3
7...	Brett Favre5-2
7...	Wade Wilson5-2
6...	Randall Cunningham4-2
5...	Teddy Bridgewater3-2
4...	Kirk Cousins2-1-1
3...	Steve Dilts0-3
3...	Brad Johnson1-2
3...	Sam Bradford1-2
2...	Rich Cannon1-1
2...	Sean Salisbury1-1
2...	Jeff George2-0
2...	Christian Ponder0-2
2...	Case Keenum2-0
1...	Joe Kapp1-0
1...	Todd Bouman1-0
1...	Matt Cassel1-0

RECEIVING

210	Sammy White	@ Phil.	11/7/76	(6 rec.)
210	Randy Moss	@ Chi.	11/14/99	(12 rec.)
202	Paul Flatley	@ S.F.	10/24/65	(7 rec.)
202	Adam Thielen	@ G.B.	12/24/16	(12 rec.)
201	Sidney Rice	@ Det.	11/15/09	(9 rec.)
190	Randy Moss	@ G.B.	10/5/98	(5 rec.)
188	Anthony Carter	@ Det.	11/6/88	(8 rec.)
184	Anthony Carter	@ Dal.	11/26/87	(8 rec.)
182	Stefon Diggs	@ G.B.	9/18/16	(9 rec.)
179	Steve Jordan	@ Was.	11/26/86	(6 rec.)
177	Sammy White	@ Chi.	11/28/82	(10 rec.)
173	Stefon Diggs	@ T.B.	9/24/17	(8 rec.)
176	Sidney Rice	@ Bal.	10/18/09	(6 rec.)
174	Paul Flatley	@ Det.	11/24/63	(6 rec.)
172	Gene Washington	@ Bal.	12/28/65	(6 rec.)
172	Randy Moss	@ S.F.	9/28/01	(16 rec.)
171	Randy Moss	@ NYG.	11/19/01	(10 rec.)
168	Cris Carter	@ Mia.	9/10/00	(9 rec.)
168	Randy Moss	@ Det.	10/1/00	(7 rec.)
167	Cris Carter	@ Ari.	10/2/94	(14 rec.)
166	Adam Thielen	@ Wash.	11/12/17	(8 rec.)
164	Anthony Carter	@ S.D.	11/7/93	(10 rec.)
164	Stefon Diggs	@ Wash.	11/13/16	(13 rec.)
163	Randy Moss	@ Dal.	11/26/98	(3 rec.)
163	Greg Jennings	@ Phil.	12/15/13	(11 rec.)
162	Hassan Jones	@ T.B.	12/16/90	(7 rec.)
160	Ahmad Rashad	@ Atl.	9/7/80	(11 rec.)
160	Randy Moss	@ St.L.	11/30/03	(10 rec.)
159	Leo Lewis	@ Was.	11/2/86	(3 rec.)
158	Randy Moss	@ Tenn.	12/9/01	(17 rec.)
157	Cris Carter	@ Ari.	11/12/95	(12 rec.)
157	Jake Reed	@ N.O.	11/6/94	(8 rec.)
157	Adam Thielen	@ N.O.	9/17/17	(9 rec.)
156	Paul Flatley	@ Bal.	11/7/63	(7 rec.)
156	Percy Harvin	@ Den.	12/4/11	(8 rec.)
155	Randy Moss	@ Det.	1/2/00	(5 rec.)

153	Jake Reed	@ Chi.	10/28/96	(11 rec.)
153	Randy Moss	@ G.B.	11/22/98	(8 rec.)
152	Gene Washington	@ NYG.	9/21/69	(7 rec.)
152	Ahmad Rashad	@ S.F.	9/2/79	(7 rec.)
151	Ahmad Rashad	@ Atl.	11/23/81	(9 rec.)
151	Cris Carter	@ Phil.	10/15/90	(6 rec.)
151	Cris Carter	@ S.D.	11/6/94	(12 rec.)
151	Randy Moss	@ Den.	10/19/03	(10 rec.)
150	Jake Reed	@ NYJ.	11/23/97	(8 rec.)
150	Randy Moss	@ G.B.	9/7/03	(9 rec.)
150	Marcus Robinson	@ Hou.	10/10/04	(9 rec.)
149	Jake Reed	@ Det.	11/23/95	(6 rec.)
148	Jake Reed	@ Atl.	9/18/96	(4 rec.)
148	Koren Robinson	@ Det.	12/4/05	(4 rec.)
146	Anthony Carter	@ Den.	11/4/90	(5 rec.)
144	Anthony Carter	@ Atl.	12/15/85	(7 rec.)
144	James Brim	@ G.B.	10/4/87	(6 rec.)
144	Cris Carter	@ Den.	10/31/99	(8 rec.)
144	Randy Moss	@ Dal.	11/23/00	(7 rec.)
144	Randy Moss	@ Pit.	12/2/01	(8 rec.)
144	Randy Moss	@ Det.	12/16/01	(7 rec.)
142	Jim Phillips	@ La.	10/16/66	(6 rec.)
142	Ahmad Rashad	@ Cle.	12/14/80	(9 rec.)
142	Sammy White	@ Buf.	9/16/82	(9 rec.)
142	Qadry Ismail	@ N.O.	11/19/00	(8 rec.)
142	Cris Carter	@ Sea.	11/10/96	(7 rec.)
141	Anthony Carter	@ G.B.	10/28/90	(9 rec.)
141	Cris Carter	@ Chi.	11/4/99	(9 rec.)
141	Nate Burleson	@ G.B.	11/14/04	(11 rec.)
141	Cordarrelle Patterson	@ Bal.	12/8/13	(5 rec.)
140	Ted Brown	@ Det.	11/9/80	(9 rec.)
140	Sammy White	@ Oak.	9/14/81	(7 rec.)
140	Hassan Jones	@ Pit.	9/21/86	(6 rec.)
140	Jerome Simpson	@ Det.	9/8/13	(7 rec.)
139	John Gilliam	@ Chi.	11/25/73	(5 rec.)
139	John Gilliam	@ N.O.	11/16/75	(6 rec.)
139	Sammy White	@ La Rams.	9/19/76	(9 rec.)
139	Ahmad Rashad	@ Det.	12/18/77	(8 rec.)
139	Cris Carter	@ Car.	11/30/00	(8 rec.)
137	Ray Poage	@ S.F.	9/29/63	(4 rec.)
137	John Henderson	@ Bos.	12/13/70	(8 rec.)
137	Darin Nelson	@ G.B.	11/13/83	(7 rec.)
137	Cris Carter	@ N.O.	11/19/95	(12 rec.)
136	Jim Lash	@ G.B.	11/17/74	(6 rec.)
136	Ahmad Rashad	@ G.B.	9/23/79	(9 rec.)
136	Cris Carter	@ T.B.	12/3/95	(6 rec.)
136	Cris Carter	@ S.D.	11/28/99	(11 rec.)
136	Randy Moss	@ G.B.	12/17/00	(4 rec.)
136	Visanthe Shiancoe	@ Atl.	12/21/08	(7 rec.)
136	Sidney Rice	@ Pit.	10/25/09	(10 rec.)
135	Cris Carter	@ Dal.	11/26/98	(7 rec.)
135	Adam Thielen	@ La Rams.	9/27/18	(6 rec.)
134	Rickey Young	@ N.O.	9/13/78	(12 rec.)
134	Cris Carter	@ Den.	11/14/93	(6 rec.)
134	Jake Reed	@ Oak.	11/17/96	(4 rec.)
134	Jake Reed	@ Phil.	9/28/97	(6 rec.)
134	Randy Moss	@ Atl.	12/1/02	(9 rec.)
134	Nate Burleson	@ N.O.	10/17/04	(6 rec.)
134	Nate Burleson	@ Det.	12/19/04	(5 rec.)
133	Paul Flatley	@ G.B.	11/21/65	(6 rec.)
133	Gene Washington	@ Chi.	10/27/68	(6 rec.)
133	Randy Moss	@ Sea.	12/7/03	(8 rec.)
133	Percy Harvin	@ Was.	10/14/12	(11 rec.)
132	Mike Jones	@ LA Raiders	10/14/84	(5 rec.)
132	Anthony Carter	@ Phil.	12/22/85	(6 rec.)
132	Hassan Jones	@ Dal.	11/13/88	(3 rec.)
132	Janis Wright	@ Ari.	9/28/74	(5 rec.)
131	Chuck Foreman	@ Chi.	10/16/74	(5 rec.)
131	Sammy White	@ Atl.	10/7/79	(7 rec.)
131	Jake Reed	@ T.B.	9/14/97	(6 rec.)
131	Randy Moss	@ G.B.	12/20/99	(5 rec.)
131	Cris Carter	@ NYG.	12/26/99	(5 rec.)
131	Bernard Berrian	@ Det.	10/12/08	(5 rec.)
131	Adam Thielen	@ G.B.	9/16/18	(12 rec.)
130	Charley Ferguson	@ Chi.	11/11/62	(3 rec.)
130	Leo Lewis	@ Was.	11/29/84	(7 rec.)
130	Randy Moss	@ G.B.	11/6/00	(6 rec.)
129	John Henderson	@ Atl.	12/20/70	(7 rec.)
129	John Gilliam	@ Det.	11/11/73	(5 rec.)
129	Jake Reed	@ G.B.	9/22/96	(7 rec.)
128	Stefon Diggs	@ G.B.	10/18/15	(7 rec.)
128	Bill Brown	@ Chi.	12/3/64	(3 rec.)
128	Stefon Diggs	@ G.B.	9/16/18	(9 rec.)
127	Cris Carter	@ LA Raiders	12/22/90	(8 rec.)
127	Jake Reed	@ Mia.	9/25/94	(9 rec.)
127	Randy Moss	@ S.D.	11/28/99	(7 rec.)
127	Adam Thielen	@ Hou.	10/9/16	(7 rec.)
126	Bob Grim	@ Det.	9/20/71	(6 rec.)
126	Moe Williams	@ S.D.	11/9/03	(11 rec.)
126	Percy Harvin	@ Ari.	11/17/10	(9 rec.)
126	Stefon Diggs	@ Chi.	11/18/18	(13 rec.)
125	Randy Moss	@ Det.	10/11/99	(10 rec.)
125	Randy Moss	@ NYG.	10/26/03	(7 rec.)
125	Adam Thielen	@ B.	11/25/18	(8 rec.)
124	Anthony Carter	@ Phil.	12/1/85	(5 rec.)
124	Cris Carter	@ Cinn.	12/2/82	(11 rec.)
124	Cris Carter	@ Chi.	12/1/94	(9 rec.)
124	Cris Carter	@ Cle.	12/9/95	(8 rec.)
124	Jerome Simpson	@ Pit.	9/29/13	(7 rec.)

123	Gordon Smith	@ S.F.	11/26/61	(3 rec.)
123	Anthony Carter	@ T.B.	10/23/88	(6 rec.)
123	Anthony Carter	@ Hou.	9/10/89	(7 rec.)
123	Jarius Wright	@ NYJ.	12/17/14	(4 rec.)
123	Adam Thielen	@ L.A.	11/19/17	(6 rec.)
123	Adam Thielen	@ Ariz.	10/14/18	(11 rec.)
123	Stefon Diggs	@ La Rams.	9/27/18	(4 rec.)
122	Gene Washington	@ Chi.	10/11/70	(8 rec.)
122	Randy Moss	@ Chi.	10/10/99	(8 rec.)
122	Bernard Berrian	@ Chi.	11/30/08	(4 rec.)
122	Kyle Rudolph	@ Det.	12/23/18	(9 rec.)
121	Ahmad Rashad	@ S.F.	12/4/77	(7 rec.)
121	Jake Reed	@ NYJ.	11/24/94	(5 rec.)
121	Cris Carter	@ Buf.	8/31/97	(8 rec.)
121	Sammy White	@ Mia.	11/17/76	(9 rec.)
120	Sammy White	@ T.B.	11/16/80	(6 rec.)
120	Terry LeCount	@ S.D.	10/11/81	(6 rec.)
120	Sammy White	@ St.L.	10/25/81	(7 rec.)
120	Randy Moss	@ T.B.	10/3/99	(4 rec.)
120	Randy Moss	@ S.D.	11/19/03	(11 rec.)
119	Tommy Mason	@ La Rams	11/25/62	(5 rec.)
119	Gene Washington	@ Cle.	11/9/69	(7 rec.)
119	Jake Reed	@ G.B.	9/21/97	(9 rec.)
119	Cris Carter	@ G.B.	11/10/98	(8 rec.)
119	Cris Carter	@ S.D.	11/12/00	(11 rec.)
119	Randy Moss	@ Chi.	10/27/02	(9 rec.)
119	Randy Moss	@ Chi.	9/26/04	(7 rec.)
119	Stefon Diggs	@ N.O.	10/10/18	(10 rec.)
118	Hugh McElhenry	@ G.B.	10/14/62	(5 rec.)
118	Paul Flatley	@ Chi.	10/2/66	(5 rec.)
118	Sam McCullum	@ C.L.	12/14/74	(6 rec.)
118	Chuck Foreman	@ NYG.	10/17/76	(8 rec.)
118	Anthony Carter	@ Cinn.	12/25/85	(7 rec.)
118	Cris Carter	@ Phoe. Cards	10/31/91	(6 rec.)
118	Jake Reed	@ Chi.	9/17/97	(12 rec.)
118	Randy Moss	@ T.B.	9/19/00	(5 rec.)
117	John Gilliam	@ N.E.	10/27/74	(5 rec.)
117	Ahmad Rashad	@ T.B.	10/28/79	(7 rec.)
117	Anthony Carter	@ La Rams.	9/20/87	(4 rec.)
117	Jake Reed	@ T.B.	11/1/98	(6 rec.)
117	Qadry Ismail	@ NYG.	10/10/94	(7 rec.)
117	Kyle Rudolph	@ Chi.	1/1/17	(11 rec.)
117	Bill Brown	@ La Rams.	11/19/72	(5 rec.)
116	John Gilliam	@ Phil.	10/21/73	(6 rec.)
116	Rickey Young	@ N.E.	12/16/79	(15 rec.)
116	Cris Carter	@ N.E.	11/2/97	(8 rec.)
116	Cris Carter	@ Dal.	11/8/99	(9 rec.)
116	Adam Thielen	@ Oak.	10/7/18	(7 rec.)
115	Ahmad Rashad	@ Phil.	12/17/78	(5 rec.)
115	Ted Brown	@ Det.	9/20/81	(9 rec.)
115	Joe Senser	@ NYJ.	12/26/82	(10 rec.)
115	Cris Carter	@ Hou. Oilers.	10/8/95	(12 rec.)
115	Cris Carter	@ T.B.	10/29/00	(7 rec.)
115	Randy Moss	@ G.B.	11/17/02	(6 rec.)
115	Kelly Campbell	@ Oak.	11/16/03	(4 rec.)
115	Percy Harvin	@ Chi.	1/12/10	(10 rec.)
114	Cris Carter	@ N.E.	10/9/91	(10 rec.)
114	Jerick McKinnon	@ Cin.	12/17/17	(7 rec.)
113	Tommy Mason	@ Phil.	10/28/62	(4 rec.)
113	Anthony Carter	@ Phil.	9/25/88	(6 rec.)
113	Cris Carter	@ Was.	12/31/93	(7 rec.)
113	Randy Moss	@ N.O.	12/15/02	(11 rec.)
113	Jerry Reichow	@ La Rams.	12/3/61	(6 rec.)
113	Jim Lash	@ N.D.	12/1/74	(3 rec.)
113	Sammy White	@ C.B.	12/6/81	(8 rec.)
113	Steve Jordan	@ G.B.	9/28/86	(6 rec.)
113	Cris Carter	@ G.B.	11/21/91	(7 rec.)
113	Sidney Rice	@ NYG.	11/15/74	(4 rec.)
113	John Gilliam	@ Phil.	10/16/73	(6 rec.)
113	John Gilliam	@ Chi.	12/3/72	(5 rec.)
113	Anthony Carter	@ Det.	11/9/85	(5 rec.)
113	Cris Carter	@ Det.	11/24/91	(7 rec.)
113	Anthony Carter	@ Den.	11/14/93	(4 rec.)
113	Cris Carter	@ Buf.	12/11/94	(9 rec.)
113	Jake Reed	@ Cinn.	12/24/95	(5 rec.)
113	Cris Carter	@ Chi.	10/15/00	(7 rec.)
113	Randy Moss	@ Det.	10/14/01	(8 rec.)
113	Randy Moss	@ Buf.	9/15/02	(11 rec.)
113	Randy Moss	@ K.C.	12/20/03	(7 rec.)
113	Michael Jenkins	@ G.B.	10/23/11	(3 rec.)
113	Tony Galbreath	@ T.B.	11/6/83	(11 rec.)
113	Jake Jones	@ T.B.	10/2/80	(4 rec.)
113	Terry Allen	@ @ Ra.	11/22/00	(10 rec.)
113	Randy Moss	@ G.B.	10/22/00	(5 rec.)
113	Randy Moss	@ Mia.	12/21/02	(7 rec.)
113	Nate Burleson	@ G.B.	12/24/04	(2 rec.)
113	Bernard Berrian	@ N.O.	10/6/08	(8 rec.)
113	Adam Thielen	@ NY Jets.	10/21/18	(9 rec.)
113	Bill Brown	@ St.L.	10/8/67	(3 rec.)
113	John Gilliam	@ Det.	9/24/72	(4 rec.)
113	John Gilliam	@ N.D.	12/1/74	(3 rec.)
113	Ahmad Rashad	@ Chi.	10/10/76	(7 rec.)
113	Ted Brown	@ S.D.	10/11/81	(5 rec.)
113	Anthony Carter	@ Det.	10/15/92	(5 rec.)
113	Cris Carter	@ Was.	10/18/98	(5 rec.)
113	Randy Moss	@ G.B.	11/23/00	(6 rec.)
113	Jake Reed	@ G.B.	9/26/99	(6 rec.)
113	Percy Harvin	@ Ten.	10/7/12	(8 rec.)
108	Stefon Diggs	@ Det.	10/15/16	(6 rec.)

107	Paul Flatley @ G.B., 11/10/63 (3 rec.)
107	John Gilliam @ S.F., 10/14/73 (7 rec.)
107	Ahmad Rashad vs. Phi., 12/3/78 (9 rec.)
107	Terry LeCount vs. S.F., 9/8/83 (5 rec.)
107	Sammy White vs. Dal., 10/2/83 (3 rec.)
107	Jake Reed vs. Dal., 9/17/95 (7 rec.)
107	Cris Carter @ Chi., 9/7/97 (9 rec.)
107	Cris Carter vs. Buf., 10/22/00 (7 rec.)
106	Charley Ferguson @ Pit., 11/3/62 (4 rec.)
106	Ray Poage vs. G.B., 10/13/63 (3 rec.)
106	John Gilliam @ G.B., 10/29/72 (5 rec.)
106	Chuck Foreman @ N.O., 9/12/76 (7 rec.)
106	Hassan Jones vs. G.B., 9/28/86 (6 rec.)
106	Anthony Carter vs. Chi., 12/6/87 (3 rec.)
106	Anthony Carter @ T.B., 12/16/90 (8 rec.)
106	Cris Carter @ G.B., 12/19/93 (6 rec.)
106	Randy Moss vs. Car., 12/6/98 (8 rec.)
106	Randy Moss vs. Car., 11/19/00 (5 rec.)
106	Kyle Rudolph vs. G.B., 11/22/15 (6 rec.)
105	Paul Flatley vs. L.A Rams, 11/7/65 (5 rec.)
105	John Gilliam @ L.A Rams, 11/19/72 (4 rec.)
105	Chuck Foreman vs. NYJ, 10/12/75 (9 rec.)
105	Cris Carter @ NYJ, 11/23/97 (6 rec.)
105	Sidney Rice vs. Buf., 12/17/10 (6 rec.)
105	Adam Thielen @ Car., 12/10/17 (6 rec.)
105	Adam Thielen vs. Buf., (14 rec.)
104	Sammy White vs. Det., 10/3/77 (4 rec.)
104	Mike Jones vs. T.B., 12/8/85 (4 rec.)
104	Anthony Carter @ T.B., 11/21/93 (9 rec.)
104	Randy Moss vs. Ari., 11/12/00 (7 rec.)
104	Onterio Smith vs. Chi., 9/26/04 (6 rec.)
104	Randy Moss vs. Seattle, 12/12/04 (4 rec.)
104	Bernard Berrian vs. Hou., 11/2/08 (2 rec.)
104	Percy Harvin @ N.E., 10/31/10 (6 rec.)
104	Percy Harvin @ Ind., 9/16/12 (12 rec.)
103	Jerry Reichow vs. Chi., 9/17/61 (3 rec.)
103	Tom Hall @ G.B., 10/4/64 (7 rec.)
103	Ahmad Rashad @ S.F., 11/19/76 (6 rec.)
103	Anthony Carter @ G.B., 11/26/89 (6 rec.)
103	Hassan Jones vs. N.O., 9/16/90 (4 rec.)
103	Charles Johnson vs. NYJ, 12/7/14 (4 rec.)
103	Stefon Diggs @ Tenn., 9/11/16 (7 rec.)
103	Adam Thielen vs. N.O., 10/28/18 (7 rec.)

102	John Gilliam vs. Hou., 10/13/74 (2 rec.)
102	Ahmad Rashad @ L.A Rams, 12/2/79 (6 rec.)
102	Anthony Carter vs. Chi., 9/19/85 (4 rec.)
102	Anthony Carter @ Det., 11/7/85 (6 rec.)
102	Randy Moss @ Det., 12/19/04 (4 rec.)
102	Troy Williamson vs. Car., 9/17/06 (6 rec.)
102	Adam Thielen vs. S.F. (6 rec.)
101	Gene Washington @ Bos., 12/13/70 (7 rec.)
101	Bob Grim @ G.B., 10/17/71 (7 rec.)
101	Joe Senser vs. T.B., 11/8/81 (8 rec.)
101	Leo Lewis @ Det., 9/23/84 (5 rec.)
101	Hassan Jones vs. T.B., 9/30/90 (5 rec.)
101	Adrian Cooper vs. NYJ, 11/20/94 (7 rec.)
101	Qadry Ismail vs. T.B., 11/27/94 (6 rec.)
101	Percy Harvin vs. Chi., 12/19/09 (6 rec.)
101	Adam Thielen @ Jack., 12/11/16 (4 rec.)
100	Sammy White @ Det., 9/30/79 (6 rec.)
100	Joe Senser @ S.D., 10/11/81 (7 rec.)
100	Joe Senser @ St L. Cards, 10/25/81 (5 rec.)
100	Hassan Jones vs. N.O., 12/21/86 (5 rec.)
100	Cris Carter vs. NYJ, 11/20/94 (9 rec.)
100	Jake Reed vs. Oak., 9/19/99 (5 rec.)
100	Percy Harvin @ Phi., 12/26/10 (7 rec.)

Career 100-Yard Receiving Games

No.	Player	W-L-T
41...	Randy Moss	29-12
40...	Cris Carter	30-10
22...	Anthony Carter	12-10
18...	Jake Reed	7-11
16...	Adam Thielen	11-4-1
13...	John Gilliam	12-4
13...	Sammy White	6-6-1
13...	Ahmad Rashad	8-5
10...	Stefon Diggs	5-4-1
9...	Percy Harvin	5-4
7...	Paul Flatley	3-4
7...	Hassan Jones	5-2
6...	Gene Washington	4-2
5...	Sidney Rice	4-1
4...	Bernard Berrian	4-0
4...	Chuck Foreman	4-0
4...	Joe Senser	2-2

4Nate Burleson	2-2
3...	Qadry Ismail	2-1
3...	Bill Brown	2-1
3...	Ted Brown	3-0
3...	Leo Lewis	1-2
3...	Mike Jones	2-1
3...	Kyle Rudolph	2-1
2...	Jerry Reichow	2-0
2...	Tommy Mason	2-1
2...	Charley Ferguson	0-2
2...	Ray Poage	1-1
2...	John Henderson	2-0
2...	Bob Grim	2-0
2...	Jim Lash	2-0
2...	Rickey Young	0-2
2...	Terry LeCount	1-1
2...	Steve Jordan	1-1
2...	Jerome Simpson	1-1
2...	Jarius Wright	2-0
1...	Gordie Smith	0-1
1...	Hugh McElhenny	0-1
1...	Tom Hall	1-0
1...	Jim Phillips	1-0
1...	Sam McCullum	1-0
1...	Terry Allen	1-0
1...	Tony Galbreath	0-1
1...	Darrin Nelson	0-1
1...	James Brim	0-1
1...	Adrian Cooper	0-1
1...	Moe Williams	0-1
1...	Kelly Campbell	0-1
1...	Marcus Robinson	1-0
1...	Onterio Smith	1-0
1...	Koren Robinson	1-0
1...	Troy Williamson	1-0
1...	Visanthe Shiancoe	0-1
1...	Michael Jenkins	0-1
1...	Greg Jennings	1-0
1...	Cordele Patterson	0-1
1...	Charles Johnson	1-0
1...	Jerick McKinnon	1-0

BOLD - Active in 2018 for Vikings

VIKINGS ALL-TIME SCORING

PLAYER	YRS	TDR	TDP	TDRt	FGM/FGA (type of return)	1PT	2PT	SAF	POINTS
Fred Cox, K, 1963-77	15	0	0	0	282/455	519/539	0	0	1,365
Cris Carter, WR, 1990-2001	12	0	110	0	-/-	-/-	5	0	670
Ryan Longwell, K, 2006-11	6	0	0	0	135/157	228/233	0	0	633
Adrian Peterson, RB, 2007-16	10	97	5	0	-/-	-/-	1	0	614
Fuad Reveziz, K, 1990-95	6	0	0	0	133/171	199/201	0	0	598
Randy Moss, WR, 1998-2004, '10	8	0	92	1	(1 PR)	-/-	3	0	564
Blair Walsh, K, 2012-16	5	0	0	0	133/158	156/165	0	0	555
Gary Anderson, K, 1998-2002	5	0	0	0	109/129	215/217	0	0	542
Bill Brown, RB, 1962-74	13	52	23	1	(1 KO)	-/-	0	0	456
Chuck Foreman, RB, 1973-79	7	52	23	0	-/-	-/-	0	0	450
Rick Danmeier, K, 1978-83	6	0	0	0	70/106	154/167	0	0	364
Anthony Carter, WR, 1985-93	9	2	52	0	-/-	-/-	0	0	324
Ted Brown, RB, 1979-86	8	40	13	0	-/-	-/-	0	0	318
Sammy White, WR, 1976-86	11	0	50	0	-/-	-/-	0	0	300
Chuck Nelson, K, 1986-88	3	0	0	0	55/77	128/133	0	0	293
Kyle Rudolph, TE, 2011-18	8	0	41	0	-/-	-/-	1	0	248
Tommy Mason, RB, 1961-66	6	28	11	0	-/-	-/-	0	0	234
Robert Smith, RB, 1993-2000	8	32	6	0	-/-	-/-	1	0	230
Dave Osborn, RB, 1965-75	11	29	7	0	-/-	-/-	0	0	216
Ahmad Rashad, WR, 1976-82	7	0	34	0	-/-	-/-	0	0	204
Jake Reed, WR, 1991-99, 2001	10	0	33	0	-/-	-/-	1	0	200
Kai Forbath, K, 2016-17	2	0	0	0	47/53	45/53	0	0	188
Daunte Culpepper, QB, 1999-2005	7	29	0	0	-/-	-/-	4	0	182
Jan Stenerud, K, 1984-85	2	0	0	0	35/49	71/74	0	0	176
Percy Harvin, WR, 2009-12	4	4	20	5	(5 KR)	-/-	1	0	176
Steve Jordan, TE, 1982-94	13	1	28	0	-/-	-/-	0	0	174
John Gilliam, WR, 1972-75	4	1	27	0	-/-	-/-	0	0	168
Alfred Anderson, RB, 1984-91	8	22	5	0	-/-	-/-	0	0	162
Leroy Hoard, RB, 1996-99	4	26	1	0	-/-	-/-	0	0	162
Terry Allen, RB, 1990-94	5	23	3	0	-/-	-/-	0	0	158
Moe Williams, RB, 1996-2000, '02-05	9	21	4	1	(1 KR)	-/-	1	0	158
Herschel Walker, RB, 1989-91	3	20	5	1	(1 KR)	-/-	0	0	156
Stefon Diggs, WR, 2015-18	4	0	24	0	-/-	-/-	1	0	146
Rickey Young, RB, 1978-83	6	10	14	0	-/-	-/-	0	0	144
Hassan Jones, WR, 1986-92	7	0	24	0	-/-	-/-	0	0	144
Visanthe Shiancoe, TE, 2007-11	5	0	24	0	-/-	-/-	0	0	144
Gene Washington, WR, 1967-72	6	0	23	0	-/-	-/-	0	0	138
Darrin Nelson, RB, 1982-89, 91-92	10	18	5	0	-/-	-/-	0	0	138
Fran Tarkenton, QB, 1961-66, 72-78	13	22	0	0	-/-	-/-	0	0	132
Chester Taylor, RB, 2006-09	4	18	3	0	-/-	-/-	0	0	126
Adam Thielen, WR, 2014-18	5	0	19	1	(1 PR)	-/-	1	0	122
Clinton Jones, RB, 1967-72	6	19	0	1	(1 KR)	-/-	0	0	120
Rich Karlis, K, 1989	1	0	0	0	31/39	27/28	0	0	120
Matt Asiata, RB, 2012-16	5	18	1	0	-/-	-/-	2	0	118
Jerry Reichow, WR, 1961-64	4	0	19	0	-/-	-/-	0	0	114
Allen Rice, RB, 1984-90	7	13	6	0	-/-	-/-	0	0	114
Sidney Rice, WR, 2007-10	4	0	18	0	-/-	-/-	0	0	108

PLAYER	YRS	TDR	TDP	TDRt	FGM/FGA (type of return)	1PT	2PT	SAF	POINTS
Stu Voigt, TE, 1970-80.....	11	1	17	0	-/-	-/-	0	0	108
Benny Ricardo, K, 1983-84.....	2	0	0	0	25/33	33/34	0	0	108
Paul Edinger, K, 2005.....	1	0	0	0	25/34	31/31	0	0	106
Marcus Robinson, WR, 2004-06.....	3	0	17	1	-/-	-/-	1	0	104
Paul Flatley, WR, 1963-67.....	5	0	17	0	-/-	-/-	0	0	102
Leo Lewis, WR, 1981-91.....	11	0	16	1	(1 PR)	-/-	0	0	102
Michael Bennett, RB, 2001-2005.....	5	12	5	0	-/-	-/-	0	0	102
Aaron Elling, K, 2003-04.....	2	0	0	0	18/25	48/48	0	0	102
Morten Andersen, K, 2004.....	1	0	0	0	18/22	45/45	0	0	99
Joe Senser, TE, 1979-84.....	6	0	16	0	-/-	-/-	0	0	96
Scott Sisson, K, 1996.....	1	0	0	0	22/29	30/30	0	0	96
Cordarrelle Patterson, WR, 2013-16.....	4	4	7	5	(5 KR)	-/-	0	0	96
Dan Bailey, K, 2018.....	1	0	0	0	21/28	30/31	0	0	93
Lataavius Murray, RB, 2017-18.....	2	14	0	0	(-/-)	-/-	1	0	86
Nate Burleson, WR, 2003-05.....	3	0	12	1	(1 PR)	-/-	1	0	80
Gordon Smith, TE, 1961-65.....	5	0	13	0	-/-	-/-	0	0	78
John Beasley, TE, 1967-73.....	7	0	12	1	(1 FR)	-/-	0	0	78
Rick Fenney, RB, 1987-91.....	5	11	2	0	-/-	-/-	0	0	78
Jerick McKinnon, 2014-17.....	4	7	5	0	-/-	-/-	2	0	76
Bernard Berrian, WR, 2008-11.....	4	0	11	1	-/-	-/-	0	0	72
Qadry Ismail, WR, 1993-96.....	4	0	12	0	-/-	-/-	0	0	72
Mike Mercer, K, 1961-62.....	2	0	0	0	9/26	39/40	0	0	66
Jim Lindsey, RB, 1966-72.....	7	6	4	1	(1 FR)	-/-	0	0	66
Oscar Reed, RB, 1968-74.....	7	8	3	0	-/-	-/-	0	0	66
Ed Marinaro, RB, 1972-75.....	4	4	7	0	-/-	-/-	0	0	66
Jim Christopherson, K, 1962.....	1	0	0	0	11/20	28/28	0	0	61
Donald Igwebuike, K, 1990.....	1	0	0	0	14/16	19/19	0	0	61
Brent McClanahan, RB, 1973-80.....	8	6	4	0	-/-	-/-	0	0	60
Greg Jennings, WR, 2013-14.....	2	0	10	0	-/-	-/-	0	0	60
Jarius Wright, WR, 2012-17.....	6	0	10	0	-/-	-/-	0	0	60
Eddie Murray, K, 1997.....	1	0	0	0	12/17	23/24	0	0	59
Onterio Smith, RB, 2003-04.....	2	7	2	0	-/-	-/-	2	0	58
Bob Grim, WR, 1967-71, 76-77.....	7	0	9	0	-/-	-/-	0	0	54
John Henderson, WR, 1968-72.....	5	0	9	0	-/-	-/-	0	0	54
Tommy Kramer, QB, 1977-89.....	13	8	1	0	-/-	-/-	0	0	54
Wade Wilson, QB, 1981-91.....	11	9	0	0	-/-	-/-	0	0	54
Tony Galbreath, RB, 1981-83.....	3	7	2	0	-/-	-/-	0	0	54
D.J. Dozier, RB, 1987-91.....	7	2	2	0	-/-	-/-	0	0	54
Andrew Glover, TE, 1997-99.....	3	0	9	0	-/-	-/-	0	0	54
Hal Bedsole, TE, 1964-66.....	3	0	8	0	-/-	-/-	0	0	48
Robert Miller, RB, 1975-80.....	6	7	1	0	-/-	-/-	0	0	48
Kelly Campbell, WR, 2002-04.....	3	0	8	0	-/-	-/-	0	0	48
Toby Gerhart, RB, 2010-13.....	4	5	3	0	-/-	-/-	0	0	48
Christian Ponder, QB, 2011-14.....	4	7	0	0	-/-	-/-	0	0	48
Hugh McElhenny, RB, 1961-62.....	2	3	3	1	(1 PR)	-/-	0	0	42
Tom Hall, WR, 1964-66, 68-69.....	5	0	7	0	-/-	-/-	0	0	42
Jim Phillips, WR, 1965-67.....	3	0	7	0	-/-	-/-	0	0	42
Terry LeCount, WR, 1979-83.....	5	0	7	0	-/-	-/-	0	0	42
Bob Bruer, TE, 1980-84.....	5	0	7	0	-/-	-/-	0	0	42
Scottie Graham, RB, 1993-96.....	4	7	0	0	-/-	-/-	0	0	42
Amp Lee, RB, 1994-96.....	3	2	5	0	-/-	-/-	0	0	42
Jim Kleinsasser, FB/TE, 1999-2011.....	13	1	6	0	-/-	-/-	0	0	42
Travis Taylor, WR, 2005-06.....	2	0	7	0	-/-	-/-	0	0	42
Charley Ferguson, WR, 1962.....	1	0	6	0	-/-	-/-	0	0	36
Ed Sharockman, S, 1962-72.....	11	0	6	6	(3 INT, 2 BP, 1 FR)	-/-	0	0	36
Roger Craig, RB, 1992-93.....	2	5	1	0	-/-	-/-	0	0	36
Mewelde Moore, RB, 2004-07.....	4	1	3	1	(2 PR)	-/-	0	0	36
Jermaine Wiggins, TE, 2004-06.....	3	0	6	0	-/-	-/-	0	0	36
Da'vin Cook, RB, 2017-18.....	2	4	2	0	-/-	-/-	0	0	36
Charles Evans, RB, 1993-98.....	6	4	1	0	-/-	-/-	1	0	32
Greg Davis, K, 1997.....	1	0	0	0	7/10	10/10	0	0	31
Antoine Winfield, CB, 2004-12.....	9	0	0	5	(2 INT, 2 FR, 1 BLK)	-/-	0	0	30
Joe Kapp, QB, 1967-69.....	3	5	0	0	-/-	-/-	0	0	30
Sam McCullum, WR, 1974-75, 82-83.....	4	0	5	0	-/-	-/-	0	0	30
Bob Tucker, TE, 1977-80.....	4	0	5	0	-/-	-/-	0	0	30
Mike Mularkey, TE, 1983-88.....	6	0	5	0	-/-	-/-	0	0	30
Mike A. Jones, WR, 1983-85.....	3	0	5	0	-/-	-/-	0	0	30
Jim Gustafson, WR, 1985-90.....	6	0	5	0	-/-	-/-	0	0	30
David Palmer, RB, 1994-2000.....	7	1	1	3	(2 PR, 1 KR)	-/-	0	0	30
D'Wayne Bates, WR, 2002-2003.....	2	0	5	0	-/-	-/-	0	0	30
Ciatriack Fason, RB, 2005-06.....	2	5	0	0	-/-	-/-	0	0	30
Bobby Wade, WR, 2007-08.....	2	0	5	0	-/-	-/-	0	0	30
Michael Jenkins, WR, 2011-12.....	2	0	5	0	-/-	-/-	0	0	30
Marcus Shereels, CB, 2010-18.....	9	0	0	5	(5 PR)	-/-	0	0	30
Aldrick Robinson, WR, 2018.....	1	0	5	0	-/-	-/-	0	0	30
Andrew Jordan, TE, 1994-97, 99-01.....	7	0	4	0	-/-	-/-	2	0	28
Tarvaris Jackson, QB, 2006-10.....	5	4	0	0	-/-	-/-	2	0	28
Chris Walsh, WR, 1994-2002.....	9	0	4	0	-/-	-/-	1	0	26
Teddy Bridgewater, QB, 2014-17.....	3	4	0	0	-/-	-/-	2	0	26
TEAM, 1961-2018.....	58	0	0	0	-/-	-/-	0	13	26
Mel Triplett, RB, 1961-62.....	2	3	1	0	-/-	-/-	0	0	24
Tom Wilson, RB, 1963.....	1	4	0	0	-/-	-/-	0	0	24
Preston Carpenter, WR, 1966.....	1	0	4	0	-/-	-/-	0	0	24
Bobby Bryant, CB, 1968-80.....	13	0	0	4	(3 INT, 1 FR)	-/-	0	0	24
Paul Krause, S, 1968-79.....	12	0	0	4	(2 INT, 2 FR)	-/-	0	0	24
Jim Lash, WR, 1973-76.....	4	0	3	1	(1 FR)	-/-	0	0	24
Joey Browner, S, 1983-91.....	9	0	0	4	(3 INT, 1 FR)	-/-	0	0	24
Anthony Parker, CB, 1992-94.....	3	0	0	4	(2 FR, 2 INT)	-/-	0	0	24
Dewayne Washington, CB, 1994-97.....	4	0	0	4	(3 INT, 1 FR)	-/-	0	0	24
Orlando Thomas, S, 1995-2001.....	7	0	0	4	(2 FR, 2 INT)	-/-	0	0	24

PLAYER	YRS	TDR	TDP	TDR:	FGM/FGA (type of return)	1PT	2PT	SAF	POINTS
Matthew Hatchette, WR, 1997-2000	4	0	4	0	-/-	-/-	0	0	24
Kevin Williams, DT, 2003-13	11	0	0	4	(2 FR, 2 INT)	-/-	0	0	24
Joe Webb, QB/WR, 2010-13	4	4	0	0	-/-	-/-	0	0	24
Harrison Smith, S, 2012-18	7	0	0	4	(4 INT)	-/-	0	0	24
Rhett Ellison, TE, 2012-16	5	1	3	0	-/-	-/-	0	0	24
Brad Johnson, QB, 1992-98, 2005-06	9	2	1	0	-/-	-/-	2	0	22
Roy Winston, LB, 1962-76	15	0	0	3	(2 FR, 1 INT)	-/-	0	1	20
Mike Merriweather, LB, 1989-92	4	0	0	3	(2 INT, 1 FR)	-/-	0	1	20
Doug Brien, K, 2002	1	0	0	0	5/6	5/7	0	0	20
Jared Allen, DE, 2008-13	6	0	0	2	(1 FR, 1 INT)	-/-	0	4	20
Rip Hawkins, LB, 1961-65	5	0	0	3	(3 INT)	-/-	0	0	18
Carl Hilton, TE, 1986-89	4	0	3	0	-/-	-/-	0	0	18
Rich Gannon, QB, 1987-92	6	3	0	0	-/-	-/-	0	0	18
James Brim, WR, 1987	1	1	2	0	-/-	-/-	0	0	18
Audray McMillan, CB, 1989-93	5	0	0	3	(3 INT)	-/-	0	0	18
Jimmy Hitchcock, CB, 1998-99	2	0	0	3	(3 INT)	-/-	0	0	18
Johnny McWilliams, TE, 2000	1	0	3	0	-/-	-/-	0	0	18
Byron Chamberlain, TE, 2001-02	2	0	3	0	-/-	-/-	0	0	18
Koren Robinson, WR, 2005	1	1	1	1	(1 KR)	-/-	0	0	18
Darren Sharper, S, 2005-08	4	0	0	3	(3 INT)	-/-	0	0	18
Troy Williamson, WR, 2005-07	3	0	3	0	-/-	-/-	0	0	18
Billy McMullen, WR, 2006	1	0	2	1	(1 FR)	-/-	0	0	18
Artose Pinner, RB, 2006	1	3	0	0	-/-	-/-	0	0	18
Jeff Dugan, TE/FB, 2004-10	7	0	3	0	-/-	-/-	0	0	18
Zach Line, FB, 2013-16	4	2	1	0	-/-	-/-	0	0	18
Everson Griffen, DE, 2010-18	9	0	0	3	(1 INT, 1 BR, 1 FR)	-/-	0	0	18
Alan Page, DT, 1967-78	12	0	0	2	(1 FR, 1 INT)	-/-	0	2	16
Chris Dooleman, DE, 1985-93, '99	10	0	0	2	(2 INT)	-/-	0	2	16
Wally Hilgenberg, LB, 1968-79	12	0	0	2	(1 INT, 1 BP)	-/-	0	1	14
Issiac Holt, CB, 1985-89	5	0	0	2	(1 INT, 1 BP)	-/-	0	1	14
Henry Thomas, DT, 1987-94	8	0	0	2	(2 FR)	-/-	0	1	14
Charles Johnson, WR, 2014-16	3	0	2	0	-/-	-/-	1	0	14
Danielle Hunter, DE, 2015-18	4	0	0	1	(2 FR)	-/-	0	1	14
Raymond Hayes, RB, 1961	1	2	0	0	-/-	-/-	0	0	12
Dave Middleton, WR, 1961	1	0	2	0	-/-	-/-	0	0	12
Doug Mayberry, RB, 1961-62	2	1	1	0	-/-	-/-	0	0	12
Billy Butler, RB/S, 1962-64	3	0	0	2	(1 INT, 1 PR)	-/-	0	0	12
Ray Poage, WR, 1963	1	0	2	0	-/-	-/-	0	0	12
Farsell Mackbee, CB, 1965-69	5	0	0	2	(1 INT, 1 FR)	-/-	0	0	12
Phil King, RB, 1965-66	2	0	2	0	-/-	-/-	0	0	12
Dale Hackbart, CB, 1966-70	5	0	0	2	(2 INT)	-/-	0	0	12
Bob Lee, QB, 1969-72, 75-78	8	2	0	0	-/-	-/-	0	0	12
Terry Brown, S, 1972-75	4	0	0	2	(1 INT, 1 FR)	-/-	0	0	12
Matt Blair, LB, 1974-85	12	0	0	2	(1 BP, 1 FR)	-/-	0	0	12
Sammy Johnson, RB, 1976-78	3	2	0	0	-/-	-/-	0	0	12
Willie Teal, CB, 1980-86	7	0	0	2	(1 INT, 1 FR)	-/-	0	0	12
Charlie Johnson, NT, 1982-84	3	0	0	2	(2 FR)	-/-	0	0	12
Carl Lee, CB, 1983-93	11	0	0	2	(2 INT)	-/-	0	0	12
Chris Martin, LB, 1983-88	6	0	0	2	(2 FR)	-/-	0	0	12
Najee Mustafa, CB, 1987-92	6	0	0	2	(1 INT, 1 FR)	-/-	0	0	12
Al Noga, DE, 1988-92	5	0	0	2	(1 INT, 1 FR)	-/-	0	0	12
Brent Novoselsky, TE, 1989-94	6	0	2	0	-/-	-/-	0	0	12
Mike L. Jones, TE, 1990-91	2	0	2	0	-/-	-/-	0	0	12
Carlos Jenkins, LB, 1991-94	4	0	0	2	(1 INT, 1 FR)	-/-	0	0	12
Mike Tice, TE, 1992-93, '95	3	0	2	0	-/-	-/-	0	0	12
Barry Word, RB, 1993	1	2	0	0	-/-	-/-	0	0	12
Dwayne Rudd, LB, 1997-00	4	0	0	2	(2 FR)	-/-	0	0	12
Travis Prentice, RB, 2001	1	2	0	0	-/-	-/-	0	0	12
Corey Chavous, S, 2002-05	3	0	0	2	(2 INT)	-/-	0	0	12
Naufahu Tahi, FB, 2006-10	5	0	1	0	-/-	-/-	0	0	12
Chad Greenway, LB, 2006-16	11	0	0	2	(2 INT)	-/-	0	0	12
Mike Wallace, WR, 2015	1	0	2	0	-/-	-/-	0	0	12
Eric Kendricks, LB, 2015-18	4	0	0	1	(2 INT)	-/-	0	0	12
Teddy Garcia, K, 1989	1	0	0	0	1/5	8/8	0	0	11
Carl Eller, DE, 1964-78	15	0	0	1	(1 FR)	-/-	0	2	10
Randy Holloway, DE, 1978-84	7	0	0	1	(1 FR)	-/-	0	2	10
Daniel Carlson, K, 2018	1	0	0	0	1/4	6/6	0	0	9
Jim Marshall, DE, 1961-79	19	0	0	1	(1 FR)	-/-	0	1	8
Jim Prestle, DE, 1961-65	5	0	0	1	(1 INT)	-/-	0	1	8
Tommy Hannon, S, 1977-84	8	0	0	1	(1 INT)	-/-	0	1	8
Hunter Goodwin, TE, 1996-98, '02-03	5	0	1	0	-/-	-/-	1	0	8
Randall Cunningham, QB, 1997-99	3	1	0	0	-/-	-/-	1	0	8
Dale Dawson, K, 1987	1	0	0	0	1/5	4/4	0	0	7
Bob Schnelker, WR, 1961	1	0	1	0	-/-	-/-	0	0	6
A.D. Williams, WR, 1961	1	0	1	0	-/-	-/-	0	0	6
Oscar Donahue, TE, 1962	1	0	1	0	-/-	-/-	0	0	6
Bob Reed, RB, 1962-63	2	0	1	0	-/-	-/-	0	0	6
Steve Stonebreaker, TE, 1962-63	2	0	1	0	-/-	-/-	0	0	6
Don Hultz, DE, 1963	1	0	0	1	(1 INT)	-/-	0	0	6
Mike Reilly, LB, 1963	1	0	0	1	(1 BP)	-/-	0	0	6
Jim Boylan, WR, 1963-64	2	0	1	0	-/-	-/-	0	0	6
Ron VanderKelen, QB, 1963-67	5	1	0	0	-/-	-/-	0	0	6
Bill McWatters, RB, 1964	1	1	0	0	-/-	-/-	0	0	6
George Rose, CB, 1964-66	3	0	0	1	(1 INT)	-/-	0	0	6
Bill Barnes, RB, 1965-66	2	1	0	0	-/-	-/-	0	0	6
Lance Rentzel, WR, 1965-66	2	0	0	1	(1 KO)	-/-	0	0	6
Lonnie Warwick, LB, 1965-72	8	0	0	1	(1 BP)	-/-	0	0	6
Jim Hargrove, LB, 1967-70	4	0	0	1	(1 BP)	-/-	0	0	6
Billy Martin, TE, 1968	1	0	1	0	-/-	-/-	0	0	6
Mike McGill, LB, 1968-70	3	0	0	1	(1 FR)	-/-	0	0	6

		PLAYER	YRS	TDR	TDP	TDRt	FGM/FGA (type of return)	1PT	2PT	SAF	POINTS
KICKOFF		Charlie West, S, 1968-73.....	6	0	0	1	(1 PR)	-/-	0	0	6
		Kent Kramer, TE, 1969-70.....	2	0	1	0	-/-	-/-	0	0	6
		Norm Snead, QB, 1971.....	1	1	0	0	-/-	-/-	0	0	6
		Nate Wright, CB, 1971-80.....	10	0	0	1	(1 FR)	-/-	0	0	6
EXECUTIVES		Amos Martin, LB, 1972-76.....	5	0	0	1	(1 FR)	-/-	0	0	6
		Steve Craig, TE, 1974-78.....	5	0	1	0	-/-	-/-	0	0	6
		Fred McNeill, LB, 1974-85.....	12	0	0	1	(1 BP)	-/-	0	0	6
		Nate Allen, CB, 1976-78.....	3	0	0	1	(1 BP)	-/-	0	0	6
COACHES		Kevin Miller, WR, 1978-80.....	3	0	1	0	-/-	-/-	0	0	6
		John Turner, S, 1978-83, '85, '87.....	8	0	0	1	(1 INT)	-/-	0	0	6
		Kurt Knoff, S, 1979-82.....	4	0	0	1	(1 INT)	-/-	0	0	6
		Keith Nord, S, 1979-85.....	7	0	0	1	(1 KO)	-/-	0	0	6
STAFF		David Huffman, G/T, 1979-83, 85-90.....	11	0	0	1	(1 BP)	-/-	0	0	6
		Doug Paschal, RB, 1980-81.....	2	1	0	0	-/-	-/-	0	0	6
		Eddie Payton, RB, 1980-82.....	3	0	0	1	(1 KO)	-/-	0	0	6
		Walker Lee Ashley, LB, 1983-88, '90.....	7	0	0	1	(1 INT)	-/-	0	0	6
PLAYERS		Dwight Collins, WR, 1984.....	1	0	1	0	-/-	-/-	0	0	6
		Darryll Ingram, TE, 1989.....	1	0	1	0	-/-	-/-	0	0	6
		Todd Scott, S, 1991-94.....	4	0	1	0	-/-	-/-	0	0	6
		Keith Henderson, RB, 1992.....	1	1	0	0	-/-	-/-	0	0	6
ROOKIES		Joe Johnson, WR, 1992.....	1	0	1	0	-/-	-/-	0	0	6
		Jack Del Rio, LB, 1992-95.....	4	0	0	1	(1 INT)	-/-	0	0	6
		Lamar McGriggs, S, 1993-94.....	2	0	0	1	(1 INT)	-/-	0	0	6
		James Harris, DE, 1993-95.....	3	0	0	1	(1 FR)	-/-	0	0	6
2018 SEASON		Alfred Jackson, CB, 1995-96.....	2	0	0	1	(1 INT)	-/-	0	0	6
		Jeff Brady, LB, 1995-97.....	3	0	0	1	(1 FR)	-/-	0	0	6
		Corey Fuller, CB, 1995-98.....	4	0	0	1	(1 FR)	-/-	0	0	6
		David Frisch, TE, 1996.....	1	0	1	0	-/-	-/-	0	0	6
RECORDS		Robert Tate, WR/CB, 1997-2001.....	5	0	0	1	(1 KO)	-/-	0	0	6
		Kailee Wong, LB, 1998-01.....	4	0	0	1	(1 INT)	-/-	0	0	6
		Carlester Crumpler, TE, 1999.....	1	0	1	0	-/-	-/-	0	0	6
		John Davis, TE, 2000.....	1	0	1	0	-/-	-/-	0	0	6
PLAYOFF RECORDS		Tyrone Carter, S, 2000-02.....	3	0	0	1	(1 FR)	-/-	0	0	6
		Doug Chapman, RB, 2000-03.....	4	0	1	0	-/-	-/-	0	0	6
		Lance Johnstone, DE, 2001-05.....	5	0	0	1	(1 INT)	-/-	0	0	6
		Derrick Alexander, WR, 2002.....	1	0	1	0	-/-	-/-	0	0	6
HISTORY		Brian Williams, CB, 2002-05.....	4	0	0	1	(1 INT)	-/-	0	0	6
		John Avery, RB, 2003.....	1	0	1	0	-/-	-/-	0	0	6
		Chris Claiborne, LB, 2003-04.....	2	0	0	1	(1 INT)	-/-	0	0	6
		Mike Nattiel, LB, 2003-04.....	2	0	0	1	(1 INT)	-/-	0	0	6
EXTRA POINTS		Gus Frototte, QB, 2003-04, 2008.....	3	1	0	0	-/-	-/-	0	0	6
		E.J. Henderson, LB, 2003-11.....	9	0	0	1	(1 INT)	-/-	0	0	6
		Richard Owens, FB/TE, 2004-06.....	3	0	1	0	-/-	-/-	0	0	6
		Dovonte Edwards, CB, 2005-06.....	2	0	0	1	(1 INT)	-/-	0	0	6
KICKOFF		Napoleon Harris, LB, 2005-06, 2008.....	3	0	0	1	(1 FR)	-/-	0	0	6
		Fred Smoot, CB, 2005-06.....	2	0	0	1	(1 INT)	-/-	0	0	6
		Ray Edwards DE, 2006-10.....	5	0	0	1	(1 FR)	-/-	0	0	6
		Ben Leber, LB, 2006-10.....	5	0	0	1	(1 FR)	-/-	0	0	6
EXECUTIVES		Cedric Griffin, CB, 2006-11.....	6	0	0	1	(1 FR)	-/-	0	0	6
		Dwight Smith, S, 2006-07.....	2	0	0	1	(1 INT)	-/-	0	0	6
		Aundrae Allison, WR, 2007-08.....	2	0	0	1	(1 KO)	-/-	0	0	6
		Robert Ferguson, WR, 2007-08.....	1	0	1	0	-/-	-/-	0	0	6
COACHES		Greg Lewis, WR, 2009-10.....	2	0	1	0	-/-	-/-	0	0	6
		Greg Camarillo, WR, 2010-11.....	2	0	1	0	-/-	-/-	0	0	6
		Donovan McNabb, QB, 2011.....	1	1	0	0	-/-	-/-	0	0	6
		Devin Aromashodu, WR, 2011-12.....	2	0	1	0	-/-	-/-	0	0	6
STAFF		Stephen Burton, WR, 2011-12.....	2	0	1	0	-/-	-/-	0	0	6
		Brian Robison, DE, 2007-17.....	11	0	0	1	(1 FR)	-/-	0	0	6
		John Carlson, TE, 2012-13.....	2	0	1	0	-/-	-/-	0	0	6
		Jerome Simpson, WR, 2012-13.....	2	0	1	0	-/-	-/-	0	0	6
PLAYERS		Matt Cassel, QB, 2013-14.....	2	1	0	0	-/-	-/-	0	0	6
		Gerald Hodges, LB, 2013-15.....	3	0	0	1	(1 INT)	-/-	0	0	6
		Anthony Barr, LB, 2014-18.....	5	0	0	1	(1 FR)	-/-	0	0	6
		Chase Ford, TE, 2013-15.....	3	0	1	0	-/-	-/-	0	0	6
ROOKIES		Jerome Felton, FB, 2012-14.....	3	0	0	1	(1 FR)	-/-	0	0	6
		Captain Munnerlyn, CB, 2014-16.....	3	0	0	1	(1 FR)	-/-	0	0	6
		Xavier Rhodes, CB, 2013-18.....	6	0	0	1	(1 INT)	-/-	0	0	6
		Case Keenum, QB, 2017.....	1	1	0	0	-/-	-/-	0	0	6
2018 SEASON		David Morgan, TE, 2016-18.....	3	0	1	0	-/-	-/-	0	0	6
		C.J. Ham, RB, 2016-18.....	3	1	0	0	-/-	-/-	0	0	6
		Kirk Cousins, QB, 2018.....	1	1	0	0	-/-	-/-	0	0	6
		Mike Hughes, CB, 2018.....	1	0	0	0	(1 INT)	-/-	0	0	6
EXECUTIVES		Linval Joseph, DT, 2014-18.....	5	0	0	0	(0 FR)	-/-	0	0	6
		Laquon Treadwell, WR, 2016-18.....	3	0	1	0	-/-	-/-	0	0	6
		Jim Leo, DE, 1961-62.....	2	0	0	0	-/-	-/-	0	1	2
		Joe Blahak, CB, 1974-75, '77.....	3	0	0	0	-/-	-/-	0	1	2
COACHES		Autry Beamon, S, 1975-76.....	2	0	0	0	-/-	-/-	0	1	2
		Mark Mullaney, DE, 1975-87.....	13	0	0	0	-/-	-/-	0	1	2
		Neil Elshire, DE, 1981-86.....	6	0	0	0	-/-	-/-	0	1	2
		Joe Stepanek, DT, 1987.....	1	0	0	0	-/-	-/-	0	1	2
STAFF		Ray Berry, LB, 1987-92.....	6	0	0	0	-/-	-/-	0	1	2
		Mark Dusbabek, LB, 1989-92.....	4	0	0	0	-/-	-/-	0	1	2
		Walt Williams, CB, 1981.....	1	0	0	0	-/-	-/-	0	1	2
		Robin Sendlein, LB, 1981-84.....	4	0	0	0	-/-	-/-	0	1	2
PLAYERS		Brooks Bollinger, QB, 2006-07.....	2	0	0	0	-/-	-/-	1	0	2
		Blake Bell, TE, 2017.....	1	0	0	0	-/-	-/-	1	0	2

VIKINGS ALL-TIME PASSING

QUALIFIERS - 500+ ATTEMPTS

PLAYER	ATT	COMP	PCT.	YARDS	TD	INT	LG	SK/YDS	RATING
Sam Bradford (2016-17)	595	427	71.8	4,259	23	5	71t	42/276	101.1
Kirk Cousins (2018-)	606	425	70.1	4,298	30	10	75t	40/262	99.7
Randall Cunningham (1997-99)	713	427	59.9	5,680	48	23	67t	42/293	94.2
Brett Favre (2009-10)	889	580	65.2	6,711	44	26	63	56/386	92.2
Daunte Culpepper (1999-05)	2,607	1,678	64.4	20,162	135	86	82t	228/1214	91.5
Teddy Bridgewater (2014-17)	851	551	64.7	6,150	28	22	87t	83/556	86.3
Warren Moon (1994-96)	1,454	882	60.7	10,102	58	42	85t	86/634	82.9
Brad Johnson (1992-98, 2005-06)	1,670	1,036	62.0	11,098	65	48	82t	100/673	82.5
Fran Tarkenton (1961-66, '72-78)	4,569	2,635	57.7	33,098	239	194	89t	417/3,880	80.2
Tavaris Jackson (2006-10)	603	354	58.7	3,984	24	22	71	47/247	76.6
Christian Ponder (2011-14)	1,057	632	59.8	6,658	38	36	72	95/901	75.9
Rich Gannon (1987-92)	1,003	561	55.9	6,457	40	36	78t	81/478	73.9
Wade Wilson (1981-91)	1,665	929	55.8	12,135	66	75	75t	151/1,069	73.4
Tommy Kramer (1977-89)	3,648	2,011	55.1	24,775	159	157	76t	248/1,596	73.3
Steve Dils (1979-84)	623	336	53.9	3,867	15	18	68	49/349	68.8
Gary Cuozzo (1968-71)	556	276	49.6	3,552	18	23	52t	46/334	63.7
Joe Kapp (1967-69)	669	351	50.2	4,807	37	47	85t	82/676	62.3

NON-QUALIFIERS - FEWER THAN 500 ATTEMPTS

PLAYER	ATT	COMP	PCT.	YARDS	TD	INT	LG	SK/YDS	RATING
Todd Bouman (1997-02)	95	54	56.8	880	8	4	80t	6/49	98.6
Case Keenum (2017)	481	325	67.6	3,547	22	7	65t	22/136	98.3
Jeff George (1999)	329	191	58.1	2,816	23	12	80t	28/228	94.2
Brooks Bollinger (2006-07)	68	46	67.6	537	1	2	50	13/78	84.0
Donovan McNabb (2011)	156	94	60.3	1,026	4	2	60	16/113	82.9
Gus Frerotte (2003-04, 08)	367	216	58.9	2,847	19	17	99t	34/186	81.4
Sean Salisbury (1990-94)	404	228	56.4	2,772	14	9	55	28/199	80.2
Matt Cassel (2013-14)	325	194	59.7	2,232	14	13	79t	22/124	78.1
Jim McMahon (1993)	331	200	60.4	1,968	9	8	58	23/104	76.2
Kelly Holcomb (2007)	83	42	50.6	515	2	1	40	12/87	73.1
Shaun Hill (2002-05, 2015-16)	42	21	50.0	257	0	0	33	2/18	69.2
Bob Lee (1969-72, '75-78)	306	159	52.0	2,153	15	17	63	30/221	67.8
Joe Webb (2010-13)	152	88	57.9	853	3	5	46	11/69	66.6
Archie Manning (1983-84)	94	52	55.3	545	2	3	56	18/153	66.4
George Shaw (1961)	91	46	50.5	530	4	4	42t	14/122	64.8
Tony Adams (1987)	87	49	55.0	607	3	5	63t	19/130	64.3
Bob Berry (1965-67, '73-76)	124	63	50.8	708	7	8	52t	17/131	59.4
Ron VanderKelen (1963-67)	252	107	42.2	1,375	6	11	53	25/224	49.7
Josh Freeman (2013)	53	20	37.7	190	0	1	22	1/14	40.6
Norm Snead (1971)	75	37	49.3	470	1	6	55t	7/67	40.3
Bubby Brister (2000)	20	10	50.0	82	0	1	20	1/6	40.0
Spergorn Wynn (1991)	98	48	49.0	418	1	6	47t	10/65	38.6
Steve Bono (1985-86)	11	2	18.2	8	0	5	5	2/13	29.6
John McCormick (1962)	18	7	39.0	104	0	5	53	3/33	19.1

FEWER THAN 10 ATTEMPTS

PLAYER	ATT	COMP	PCT	YARDS	TD	INT	LG	SK/YDS	RATING
Keith Henderson (1992)	1	1	100.0	36	1	0	36t	0/0	158.3
Darrin Nelson (1982-89, '91-92)	1	1	100.0	25	1	0	25t	0/0	158.3
Ryan Longwell (2006-11)	1	1	100.0	16	1	0	16t	0/0	158.3
Mewelde Moore (2004-07)	2	1	50.0	15	1	0	15t	0/0	158.3
D.J. Dozier (1987-91)	1	1	100.0	19	1	0	19t	0/0	145.9
Jay Walker (1996-97)	2	2	100.0	31	0	0	19	0/0	118.8
Hassan Jones (1986-92)	1	1	100.0	18	0	0	18	0/0	118.8
Chris Kluwe (2005-12)	1	1	100.0	27	0	0	27	0/0	118.8
Paul Krause (1968-79)	2	1	50.0	11	1	0	11t	0/0	106.3
Phil King (1965-66)	1	1	100.0	9	0	0	9	0/0	104.2
Randy Moss (1998-04, '10)	8	4	50.0	106	2	1	37	0/0	95.8
Sidney Rice (2007-10)	4	2	50.0	94	0	0	79	0/0	95.8
Chester Taylor (2006-09)	2	1	50.0	4	1	0	4t	0/0	95.8
Mike Eischeid (1972-74)	1	1	100.0	6	0	0	6	0/0	91.7
Bill Cappleman (1970)	7	4	57.1	49	0	0	26	0/0	78.8
Herschel Walker (1989-91)	2	1	50.0	12	0	0	12	0/0	68.5
Fred Cox (1963-77)	1	1	100.0	-1	0	0	-1	0/0	62.5
Alfred Anderson (1984-90)	9	4	44.4	112	2	1	43t	2/8	59.3
Tommy Mason (1961-66)	4	1	25.0	30	1	2	30t	0/0	58.4
Bill Brown (1962-74)	2	1	50.0	3	0	0	3	0/0	50.0
Jamie Caleb (1961)	1	0	0.0	0	0	0	0	0/0	39.6
Anthony Carter (1985-93)	1	0	0.0	0	0	0	0	0/0	39.6
Greg Coleman (1978-87)	1	0	0.0	0	0	0	0	0/0	39.6
Bob Grim (1967-71, '76-77)	1	0	0.0	0	0	0	0	0/0	39.6
Jim Lash (1973-76)	1	0	0.0	0	0	0	0	0/0	39.6
Terry LeCount (1979-83)	1	0	0.0	0	0	0	0	0/0	39.6
Hugh McElhenny (1961-62)	1	0	0.0	0	0	0	0	0/0	39.6
Harry Newsome (1990-93)	1	0	0.0	0	0	0	0	0/0	39.6
Allen Rice (1984-90)	1	0	0.0	0	0	0	0	0/0	39.6
Mike Saxon (1994-95)	1	0	0.0	0	0	0	0	0/0	39.6
Joe Senser (1979-84)	1	0	0.0	0	0	0	0	0/0	39.6
Chris Walsh (1994-02)	1	0	0.0	0	0	0	0	0/0	39.6
David Palmer (1994-00)	0	0	0.0	0	0	0	0	1/2	39.6
Jerick McKinnon (2014-17)	1	0	0.0	0	0	0	0	0/0	39.6
Ryan Quigley (2017)	1	0	0.0	0	0	0	0	0/0	39.6
Jay Fiedler (1998)	7	3	42.9	41	0	1	19	0/0	22.6
Larry Miller (1987)	6	1	16.7	2	0	1	2	0/0	0.0
Jerry Reichow (1961-64)	3	0	0.0	0	0	1	0	0/0	0.0
Mitch Berger (1996-01)	2	0	0.0	0	0	1	0	0/0	0.0
Ted Brown (1979-86)	1	0	0.0	0	0	1	0	0/0	0.0

VIKINGS ALL-TIME STARTING QB RECORDS

Player	Yrs	Starts	Won	Lost	Tied	%	Player	Yrs	Starts	Won	Lost	Tied	%
Fran Tarkenton, 1961-66, 72-78.....	13	170	91	73	6	.553	Jim McMahon, 1993.....	1	12	8	4	0	.667
Tommy Kramer, 1977-89.....	13	110	54	56	0	.491	Jeff George, 1999.....	1	10	8	2	0	.800
Daunte Culpepper, 1999-05.....	7	80	38	42	0	.475	Steve Dils, 1979-84.....	6	15	6	9	0	.400
Brad Johnson, 1992-98, 2005-06.....	9	46	28	18	0	.609	Sean Salisbury, 1990-94.....	5	9	5	4	0	.556
Wade Wilson, 1981-91.....	11	48	27	21	0	.563	Matt Cassel, 2013-14.....	2	9	4	5	0	.444
Joe Kapp, 1967-69.....	3	38	23	12	3	.645	Norm Sneed, 1971.....	1	2	2	0	0	1.000
Warren Moon, 1994-96.....	3	39	21	18	0	.538	Donovan McNabb, 2011.....	1	6	1	5	0	.167
Rich Gannon, 1987-92.....	6	35	19	16	0	.543	George Shaw, 1961.....	1	4	1	3	0	.250
Brett Favre, 2009-10.....	2	29	17	12	0	.586	Todd Bouman, 1997-02.....	6	3	1	2	0	.333
Teddy Bridgewater, 2014-17.....	4	28	17	11	0	.607	Ron VanderKelen, 1963-67.....	5	5	1	4	0	.200
Randall Cunningham, 1997-99.....	3	23	16	7	0	.696	Bob Berry, 1965-67, 73-76.....	7	2	1	1	0	.500
Gary Cuozzo, 1968-71.....	4	21	16	5	0	.762	Joe Webb, 2010-13.....	2	2	1	1	0	.500
Christian Ponder, 2011-14.....	4	36	14	21	1	.403	Shaun Hill, 2002-05, 15-16.....	6	1	1	0	0	1.000
Case Keenum, 2017.....	1	14	11	3	0	.786	Tony Adams, 1987.....	1	3	0	3	0	.000
Tarvaris Jackson, 2006-10.....	5	20	10	10	0	.500	Kelly Holcomb, 2007.....	1	3	0	3	0	.000
Gus Flerotte, 2003-04, 2008.....	3	13	10	3	0	.769	Archie Manning, 1983-84.....	2	2	0	2	0	.000
Bob Lee, 1969-72, 75-78.....	8	11	9	2	0	.818	Spergon Wynn, 2001.....	1	2	0	2	0	.000
Sam Bradford, 2016-17.....	2	17	9	8	0	.529	Brooks Bollinger, 2006-07.....	2	1	0	1	0	.000
Kirk Cousins, 2018.....	1	16	8	7	1	.531	Josh Freeman, 2013.....	1	1	0	1	0	.000

*Sorted by wins

PASSING FANCY

The Vikings tradition of strong play at QB has helped the club throughout franchise history. The Vikings signal callers have left a lasting legacy on the team record book.

CAREER TO PASSES BY A QB/RECEIVER DUO

TOUCHDOWNS	PLAYERS
53.....	Daunte Culpepper/Randy Moss
26.....	Warren Moon/Cris Carter
25.....	Fran Tarkenton/John Gilliam

SEASON TO PASSES BY A QB/RECEIVER DUO

TOUCHDOWNS	PLAYERS
17.....	Warren Moon/Cris Carter, 1995
15.....	Randall Cunningham/Randy Moss, 1998
15.....	Daunte Culpepper/Randy Moss, 2000
12.....	Daunte Culpepper/Randy Moss, 2004

SEASON COMBINED TDs BY A QB (PASSING/RUSHING)

TOUCHDOWNS	PLAYER
41.....	Daunte Culpepper, 2004 (39/2)
40.....	Daunte Culpepper, 2000 (33/7)
35.....	Randall Cunningham, 1998 (34/1)

100+ PASSER RATING GAMES IN A SEASON

GAMES	PLAYER
10.....	Brett Favre, 2009
8.....	Randall Cunningham, 1998
8.....	Daunte Culpepper, 2000
8.....	Daunte Culpepper, 2004
8.....	Sam Bradford, 2016
8.....	Case Keenum, 2017

CONSECUTIVE 100+ PASSER RATING GAMES IN A SEASON

GAMES	PLAYER
4.....	Brett Favre, 2009
4.....	Daunte Culpepper, 2004

100+ PASSER RATING GAMES IN A CAREER

GAMES	PLAYER
40.....	Fran Tarkenton
30.....	Daunte Culpepper
16.....	Tommy Kramer

50+ YARD PASSES IN A GAME

50+ PASSES	PLAYER, GAME
4 (56t, 56t, 54t, 51t).....	Randall Cunningham, at Dallas 11/26/98
3 (76t, 70t, 66t).....	Fran Tarkenton, at LA Rams 11/19/72
3 (67t, 68t, 76t).....	Tommy Kramer, at Washington 11/2/86

FEWEST INTERCEPTIONS THROWN IN A GAME

INT	PLAYER (ATTEMPTS)
0.....	Rich Gannon at New England, 10/20/91 (63 att.)
0.....	Daunte Culpepper at Houston, 10/10/04 (50 att.)
0.....	Kirk Cousins, at LA Rams, 9/27/18 (50 att.)

FEWEST INTERCEPTIONS THROWN IN A SEASON

INTS	PLAYER (ATTEMPTS)
4.....	Brad Johnson, 2005 (254 att.)
5.....	Sam Bradford, 2016 (552 att.)

CONSECUTIVE PASS ATTEMPTS WITHOUT AN INTERCEPTION

ATTEMPTS	PLAYER
193.....	Warren Moon, 10/22/95-11/23/95
162.....	Randall Cunningham, 12/21/97-10/25/98

GAMES WITHOUT AN INTERCEPTION IN A SEASON

GAMES	PLAYER
10.....	Brett Favre, 2009
10.....	Sam Bradford, 2016
10.....	Case Keenum, 2017

GAMES WITHOUT BEING SACKED IN A SEASON

GAMES	PLAYER
6.....	Case Keenum, 2017
4.....	Fran Tarkenton, 1972
4.....	Rich Gannon, 1991
4.....	Randall Cunningham, 1998
4.....	Sam Bradford, 2016

GAMES WITHOUT AN INTERCEPTION/SACKED IN A SEASON

GAMES	PLAYER
3.....	Brett Favre, 2009
3.....	Sam Bradford, 2016
3.....	Case Keenum, 2017

FEWEST TIMES SACKED IN A SEASON

SACKS	PLAYER
11.....	Tommy Kramer, 1988
12.....	Sean Salisbury, 1993

FEWEST TIMES SACKED IN A GAME (MOST ATTEMPTS)

GAMES	PLAYER
0.....	Tommy Kramer, at New England, 10/16/79 (61 att.)
0.....	Fran Tarkenton, vs. Philadelphia (56 att.)

WINS IN GAMES STARTED BY QBs

WINS	PLAYER
13.....	Randall Cunningham, 1998 (13-1)
12.....	Joe Kapp, 1969 (12-1)
12.....	Fran Tarkenton, 1975 (12-2)
12.....	Fran Tarkenton, 1973 (12-2)
12.....	Brett Favre, 2009 (12-4)

CONSECUTIVE WINS AFTER 1ST START

GAMES	PLAYER
7.....	Daunte Culpepper, 9/3/00-10/22/00
6.....	Brett Favre, 9/13/09-10/18/09

VIKINGS ALL-TIME RECEIVING

PLAYER	REC.	YARDS	AVG.	TD
Cris Carter (1990-01)	1,004	12,383	12.3	10
Standy Moss (1998-04, 2010)	587	9,316	15.9	92
Steve Jordan (1982-94)	498	6,307	12.7	28
Anthony Carter (1985-93)	478	7,635	16.0	52
Jake Reed (1991-99, 2001)	413	6,433	15.6	33
Ahmad Rashad (1976-82)	400	5,489	13.7	34
Kyle Rudolph (2011-18)	386	3,787	9.8	41
Sammy White (1976-86)	393	6,400	16.3	50
Ted Brown (1979-86)	339	2,850	8.4	13
Chuck Foreman (1973-79)	336	3,057	9.1	23
Stefon Diggs (2015-18)	302	3,493	11.6	24
Adam Thielen (2014-18)	293	3,897	13.3	19
Rickey Young (1978-83)	292	2,255	7.6	14
Bill Brown (1962-74)	284	3,177	11.2	23
Percy Harvin (2009-12)	280	3,302	11.8	20
Darrin Nelson (1982-89, 1991-92)	251	2,202	8.8	5
Adrian Peterson (2007-16)	241	1,945	8.1	5
Hassan Jones (1986-92)	222	3,733	16.8	24
Visanthe Shiancoe (2007-11)	208	2,424	11.7	24
Paul Flatley (1963-67)	202	3,222	16.0	17
Jim Kleinsasser (1999-2011)	192	1,688	8.8	6
Jermaine Wiggins (2005-06)	186	1,659	8.9	6
Leo Lewis (1981-91)	181	2,924	16.1	16
Robert Smith (1993-00)	178	1,732	7.3	6
Siu Voigt (1970-80)	177	1,919	10.8	17
Dave Osborn (1965-75)	173	1,412	8.2	7
Gene Washington (1967-72)	172	3,087	18.0	23
Amp Lee (1994-96)	170	1,348	7.9	5
John Gilliam (1972-75)	165	3,297	20.0	27
Joe Senser (1979-84)	165	1,822	11.0	16
Chester Taylor (2006-09)	160	1,357	8.5	3
Jarius Wright (2012-17)	153	2,039	13.3	10
Tommy Mason (1961-66)	151	1,689	11.2	11
Sidney Rice (2007-10)	146	2,129	14.6	18
Jerry Reichow (1961-64)	144	2,183	15.2	19
Jerry McKinnon (2014-17)	142	984	6.9	5
Bernard Berrian (2008-11)	138	1,925	14.0	11
Cordarrelle Patterson (2013-16)	132	1,316	10.0	7
Moe Williams (1996-00, 2002-05)	131	1,301	9.9	4
Nate Burleson (2003-05)	127	1,789	14.1	12
Greg Jennings (2013-14)	127	1,546	12.2	10
Michael Bennett (2001-05)	126	1,040	8.3	5
Ed Marinaro (1972-75)	125	1,088	8.1	7
Qadry Ismail (1993-96)	118	1,856	15.7	12
Mewelde Moore (2004-07)	116	1,093	9.4	3
John Beasley (1967-73)	115	1,242	10.8	12
Alfred Anderson (1984-91)	114	1,042	9.1	5
Marcus Robinson (2004-06)	107	1,553	14.5	17
Travis Taylor (2005-06)	107	1,255	11.7	7
Brent McClanahan (1973-80)	107	772	7.2	4
Bobby Wade (2007-08)	107	1,282	12.1	5
Matt Asiata (2012-16)	101	721	7.1	1
Allen Rice (1984-90)	100	1,066	10.6	6
Andrew Jordan (1994-97, 1999-01)	97	763	7.9	4
Bob Grim (1967-71, 1976-77)	96	1,414	14.8	9
Andrew Glover (1997-99)	95	1,227	12.9	9
Bob Tucker (1977-80)	95	1,045	11.0	5
Robert Miller (1975-80)	95	771	8.1	1
Oscar Reed (1968-74)	92	676	7.4	3
Byron Chamberlain (2001-02)	91	1,055	11.6	3
Mike Anthony Jones (1983-85)	90	1,327	14.7	5
Herschel Walker (1989-91)	86	681	7.9	5
John Henderson (1968-72)	81	1,330	16.2	9
Tom Hall (1964-66, 1968-69)	81	1,163	14.4	7
John Galbreath (1981-83)	80	645	8.0	2
Terry LeCount (1979-83, 1987)	79	1,225	15.5	7
Tray Williamson (2005-07)	79	1,067	13.5	3
Charles Evans (1993-98)	78	531	6.8	1
Michael Jenkins (2011-12)	78	915	11.7	5
Toby Gerhart (2010-13)	77	600	7.8	3
Jim Lash (1973-76)	75	1,252	16.7	3
Jerome Simpson (2012-13)	74	1,000	13.5	1
David Palmer (1994-00)	73	631	8.6	1
Terry Allen (1990-94)	72	675	9.4	3
Rick Fenney (1987-91)	71	628	8.8	2
Jim Phillips (1965-67)	68	1,091	16.0	7
Chris Walsh (1994-02)	67	719	10.7	4
D'Wayne Bates (2002-03)	65	840	12.9	5
Leroy Hoard (1996-99)	60	577	9.6	1
Charles Johnson (2014-16)	60	834	13.9	2
Gordon Smith (1961-65)	57	1,277	22.4	13
Kelly Campbell (2002-04)	57	1,062	18.6	8
Lagun Treadwell (2016-18)	56	517	9.2	1
Lin Lindsey (1966-72)	56	632	11.3	4
Hugh McElhenry (1961-62)	53	474	8.9	3
Dalvin Cook (2017-18)	51	395	7.7	2
Orterio Smith (2003-04)	51	523	10.3	2
Rhett Ellison (2012-16)	51	515	10.1	3
Adrian Cooper (1994-95)	50	570	11.4	0
Bob Bruer (1980-84)	46	455	9.8	7
Matthew Hatchette (1997-00)	43	640	14.9	4
Sam McCullum (1974-75, 1982-83)	42	608	14.4	5

Mike Mularkey (1983-88)	42	464	11.0	5
Roger Craig (1992-93)	41	333	8.1	1
John Carlson (2012-13)	40	387	9.7	1
Mike Wallace (2015)	39	473	12.1	2
Jim Gustafson (1985-90)	38	491	12.9	5
Latavius Murray (2017-18)	37	244	6.6	0
Devin Aromashodu (2012-12)	37	650	17.6	1
Robert Ferguson (2007-08)	35	416	11.9	1
Chase Ford (2013-15)	34	391	11.5	1
Naufahu Tahi (2006-10)	33	150	4.6	2
D.J. Dozier (1987-91)	32	298	9.3	2
Clinton Jones (1967-72)	31	306	9.9	0
Dave Middleton (1961)	30	444	14.8	2
Greg DeLong (1995-98)	30	205	6.8	0
Greg Camarillo (2010-11)	29	361	12.4	1
Preston Carpenter (1966)	27	487	17.3	4
Jeff Dugan (2004-10)	27	191	7.1	3
Hal Bedsole (1964-66)	26	418	16.1	8
Greg Lewis (2009-10)	25	293	11.7	1
Tony Richardson (2006-07)	24	200	8.3	0
Billy McMullen (2008)	23	307	13.3	2
Johnny McWilliams (2000)	22	180	8.2	3
Koren Robinson (2005)	22	347	15.8	1
Joe Johnson (1992)	21	211	10.0	0
Hunter Goodwin (1996-98, 2002-03)	19	147	7.7	1
Scottie Graham (1993-96)	19	125	6.6	0
C.J. Ham (2017-18)	18	153	8.5	0
James Brim (1987)	18	282	15.7	2
Steve Craig (1974-78)	18	172	9.6	1
Aundrea Allison (2007-08)	18	231	12.8	0
Aldrick Robinson (2018)	17	231	13.6	5
John Davis (2000)	17	202	11.9	1
Bob Reed (1962-63)	17	174	10.2	1
Doug Chapman (2000-03)	17	143	8.4	1
Derek Tennell (1992-93)	17	134	7.9	0
David Morgan (2016-18)	16	135	8.4	1
Oscar Donahue (1962)	16	285	17.8	1
Richard Owens (2004-06)	16	132	8.3	1
Raymond Hayes (1961)	16	121	7.6	0
Ray Poage (1963)	15	354	23.6	2
Charley Ferguson (1962)	14	364	26.0	6
Carroll Dale (1973)	14	192	13.7	0
Marlin McKeever (1967)	14	184	13.1	0
Harold Morrow (1996-02)	14	144	10.3	0
Derrick Alexander (2002)	14	134	9.6	1
Mike Tice (1992-93, 1995)	14	126	9.0	2
Phil King (1965-68)	14	120	8.6	2
Brent Novoselsky (1989-94)	14	108	7.7	2
A.D. Williams (1961)	13	174	13.4	1
Dave Casper (1983-84)	12	172	13.2	0
Doug Mayberry (1961-62)	13	118	9.1	1
Lorenzo Booker (2010-11)	13	114	8.8	0
Steve Stonaker (1962-63)	12	227	18.9	1
Mal Triplett (1951-62)	12	71	5.9	1
Dwight Collins (1964)	11	143	13.0	1
MyCole Pruitt (2015-16)	11	96	8.7	0
Al Denson (1971)	10	125	12.5	0
Billy Martin (1968)	10	101	10.1	1
Joe Banyard (2013-14)	10	73	7.3	0
Michael Floyd (2017)	10	78	7.8	0
Bethel Johnson (2006)	9	156	17.3	0
Barry Wood (1993)	9	105	11.7	0
Sean Berton (2003-04)	9	78	8.7	0
Jerome Felton (2012-14)	9	72	8.0	0
Buster Rhymes (1985-87)	8	149	18.6	0
Doug Kingsriter (1973-75)	7	116	16.6	0
Tom Wilson (1963)	7	48	6.9	0
Garrett Mills (2007-09)	7	91	13.0	0
Stephen Burton (2011-12)	7	73	10.4	1
Zach Line (2013-16)	7	103	14.7	1
Bob Brown (1971)	6	141	20.8	0
Jim Boylan (1963-64)	6	78	13.0	1
Bob Schnelker (1961)	6	70	11.7	1
Sam Harrell (1980-82, 1987)	6	43	7.2	0
Sammy Johnson (1976-78)	6	43	7.2	0
Darryl Harris (1988)	6	30	5.0	0
Charles Stackhouse (2003)	6	30	5.0	0
Joe Webb (2010-13)	6	42	7.0	0
Tyler Conklin (2018)	5	77	15.4	0
Billy Butler (1962-64)	5	97	19.4	0
John Holland (1974)	5	84	16.8	0
Doug Cunningham (1979)	5	50	10.0	0
Darryl Ingram (1989)	5	47	9.4	1
Jeff Wornack (1987)	5	46	8.1	1
Mark Kellar (1976-78)	5	17	3.4	0
Chad Beebe (2018)	4	39	9.8	0
Keith Henderson (1992)	4	60	15.0	0
Olanda Tuit (1993)	4	40	10.0	0
Bill Barnes (1965-66)	4	35	8.8	0
Martin Nance (2006)	4	33	8.3	0
Ronnie Hillman (2016)	4	43	10.8	0
Steve Finch (1987)	3	54	18.0	0
Tom Adams (1962)	3	51	17.0	0


Kent Kramer (1969-70)	3	47	15.7	1
Ricky Parks (1987)	3	46	15.3	0
Dick Haley (1961)	3	43	14.3	0
Leon Clarke (1963)	3	34	11.3	0
John Henry Mills (1999)	3	30	10.0	0
Mardy McDole (1981-83)	3	29	9.7	0
David Frisch (1996)	3	27	9.0	1
Phil Frye (1987)	3	25	7.2	0
Ciatrick Fason (2005-06)	3	19	6.3	0
Jesse Clarke (1989-90)	3	18	6.0	0
Carl Hilton (1986-89)	3	17	5.6	3
Keenan Howry (2003-05)	3	18	6.0	0
Blake Bell (2017)	3	19	6.3	0
Roc Thomas (2018)	2	21	10.5	0
Will Sherman (1961)	2	40	20.0	0
Carlester Crumpler (1999)	2	35	17.5	1
Willie Gillespie (1987)	2	28	14.0	0
Clint Haslerig (1975)	2	28	14.0	0
Rhett Dawson (1973)	2	24	12.0	0
Gary Ballman (1973)	2	22	11.0	0
Ben Daugherty (1987)	2	21	10.5	0
Robert Tate (1997-01)	2	20	10.0	0
Doug Paschel (1980-81)	2	18	9.0	0
Steve Harris (1987)	2	17	8.5	0
Artoe Pinner (2005)	2	15	7.5	0
Brett Wilson (1987)	2	14	7.0	0
Andre Thomas (1987)	2	13	6.5	0
Lance Rentzel (1965-66)	2	10	5.0	0
Mike L. Jones (1990-91)	2	8	4.0	2
Adam Walker (1987)	2	3	1.5	0
Mike Boone	2	1	0.5	0
Bill McWatters (1964)	2	-1	-0.5	0
Jamie Caleb (1961)	2	-8	-4.0	0
John Avery (2003)	2	24	12.0	1
Albert Young (2009-10)	2	11	5.5	0
Ryan D'Imperio (2011)	2	7	3.5	0
Allen Reisner (2011-12)	2	18	9.0	0
Eric Culiford (1993-94)	1	45	45.0	0
Kevin Miller (1978-80)	1	35	35.0	1
Art Powell (1968)	1	31	31.0	0
Cedric James (2002)	1	29	29.0	0
Harry Washington (1978)	1	24	24.0	0
Brandon Zylstra (2018)	1	23	23.0	0
Ted Dean (1964)	1	23	23.0	0
Tommy Kramer (1977-89)	1	23	20.0	1
Marc May (1987)	1	22	22.0	0
Mark Baskett (2010)	1	18	18.0	1
Harqueis Gray (2014)	1	16	16.0	0
Tom Michel (1964)	1	14	14.0	0
Larry Vargo (1964-65)	1	13	13.0	0
Bill Harris (1969-70)	1	12	12.0	0
Richard Angulo (2005)	1	11	11.0	0
Ameer Abdullah (2018)	1	10	10.0	0
Dan Hasselbeck (1984)	1	10	10.0	0
Travis Prentice (2001)	1	10	10.0	0
Ed Shenk (1987)	1	10	10.0	0
Robert Steele (1979)	1	10	10.0	0
Emmanuel Arceneaux (2011)	1	10	10.0	0
Larry Ned (2003-04)	1	9	9.0	0
Jaymar Johnson (2009-10)	1	9	9.0	0
Jay Carroll (1985)	1	8	8.0	0
Leonard Moore (1987)	1	8	8.0	0
Thomas Tapeh (2008)	1	7	7.0	0
Nate Wright (1971-80)	1	6	6.0	0
Bob Goodridge (1968)	1	5	5.0	0
Robert Green (1997)	1	5	5.0	0
Troy Walters (2000-01)	1	5	5.0	0
Ron Vary (1968-81)	1	5	5.0	0
Sam Bradford (2016-17)	1	5	5.0	0
Jarvis Redwine (1981-83)	1	4	4.0	0
Danta Whitaker (1992)	1	4	4.0	0
John Gerak (1993-96)	1	3	3.0	0
Brad Johnson (1992-96)	1	3	3.0	0
James Stewart (1995)	1	3	3.0	0
Jimmy Edwards (1979)	1	2	2.0	0
John Ward (1970-74)	1	1	1.0	0
Daunte Culpepper (1999-05)	1	0	0.0	0
Rich Cannon (1987-92)	1	0	0.0	0
Korey Stringer (1995-00)	1	-1	-1.0	0
Kirk Cousins (2018)	1	-1	-1.0	0
Brett Favre (2009-10)	1	-2	-2.0	0
Randall Cunningham (1997-99)	1	-3	-3.0	0
Christian Ponder (2011-14)	1	-15	-15.0	0
Ed White (1969-77)	0	3	--	0
Fran Tarkenton (1961-66, 1972-78)	0	-12	--	0

VIKINGS ALL-TIME RUSHING

PLAYER	ATT.	YARDS	AVG.	TD
Adrian Peterson (2007-16)	2,418	11,747	4.9	70
Robert Smith (1993-00)	1,411	6,818	4.8	32
Chuck Foreman (1973-79)	1,529	5,879	3.8	52
Bill Brown (1962-74)	1,627	5,757	3.5	52
Ted Brown (1979-86)	1,117	4,546	4.1	40
Dave Osborn (1965-75)	1,172	4,320	3.7	29
Darrin Nelson (1982-89, 91-92)	981	4,231	4.3	18
Tommy Mason (1961-66)	761	3,252	4.3	28
Michael Bennett (2001-05)	713	3,174	4.5	12
Chester Taylor (2006-09)	655	2,797	4.3	18
Terry Allen (1990-94)	641	2,795	4.4	23
Frank Tankersley (1965-66, 72-78)	465	2,548	5.5	22
Daunte Culpepper (1999-05)	454	2,476	5.5	29
Alundra Anderson (1984-91)	626	2,374	3.8	22
Herschel Walker (1989-91)	551	2,264	4.1	20
Clinton Jones (1967-72)	546	2,008	3.7	19
Oscar Reed (1968-74)	490	1,968	4.0	8
Jerick McKinnon (2014-17)	474	1,918	4.0	7
Rickey Young (1978-83)	554	1,744	2.9	10
Leroy Hoard (1936-39)	438	1,689	3.9	26
Moe Williams (1996-00, 02-05)	370	1,535	4.1	21
Rick Fennell (1987-91)	358	1,508	4.2	11
Latavius Murray (2017-18)	356	1,420	4.0	14
Toby Gerhart (2010-13)	276	1,305	4.7	5
Mewelde Moore (2004-07)	264	1,285	4.9	1
Mat Asiata (2012-16)	361	1,259	3.5	18
Scottie Graham (1993-96)	349	1,239	3.6	7
Brent McClanahan (1973-80)	367	1,207	3.3	6
Onterio Smith (2003-04)	331	1,123	4.9	7
Ed Marinaro (1975-77)	306	1,103	4.9	7
Dalvin Cook (2017-18)	307	969	4.7	4
Robert Miller (1975-80)	275	951	3.5	7
Allen Rice (1984-90)	307	934	3.0	13
Tony Galbreath (1981-83)	194	788	4.1	7
Hugh McElhenny (1961-62)	170	770	4.5	3
Rich Cannon (1987-92)	144	720	5.0	3
Percy Harvin (2009-12)	107	683	6.4	4
Wade Wilson (1981-91)	159	679	4.3	9
D.J. Dozier (1987-91)	163	643	3.9	7
Christian Ponder (2011-14)	126	639	5.1	7
Amp Lee (1994-96)	149	636	4.3	2
Mel Triplett (1961-62)	132	567	4.3	3
Jim Lindsey (1966-72)	177	558	3.2	6
Joe Kapp (1967-69)	99	504	5.5	5
Tanvaris Jackson (2008-10)	119	535	4.5	4
Roger Craig (1992-93)	143	535	3.7	5
Tommy Kramer (1977-89)	213	524	2.5	8
Billy Ward (1993-95)	142	458	3.2	2
Teddy Bridgewater (2014-17)	94	405	4.6	0
Charles Evans (1993-98)	118	364	3.1	4
Sammy Johnson (1976-78)	83	356	4.3	2
Raymond Hayes (1961)	73	319	4.4	2
Randall Cunningham (1997-99)	61	317	5.2	1
Doug Chapman (2000-03)	90	317	3.5	0
Brad Johnson (1992-98, 2005-06)	121	315	2.6	2
Doug Mayberry (1961-62)	87	314	3.6	1
Anthony Carter (1985-93)	47	290	6.2	2
Cordellare Patterson (2013-16)	31	333	10.7	4
Tom Wilson (1963)	73	282	3.8	4
Joe Webb (2010-13)	41	273	6.7	4
Artose Pinner (2006)	43	190	4.4	3
Bill Barnes (1965-66)	53	164	3.1	1
Clastrick Fason (2005-06)	50	161	3.2	5
Case Keenum (2017)	40	160	4.0	1
Randy Moss (1998-04)	23	159	6.9	0
Darryl Harris (1988)	34	154	4.5	1
Tom Cribb (1967-71, 75-77)	43	147	21.0	0
Jim Kleinsasser (1999-11)	43	147	3.4	1
Adam Thielen (2014-18)	12	145	12.1	0
James Stewart (1995)	31	144	4.6	0
Warren Moon (1994-96)	69	143	2.1	0
John Gilliam (1972-75)	18	136	7.6	1
Tom Michel (1964)	39	129	3.3	0
Kirk Cousins (2018)	44	123	2.8	1
David Palmer (1994-00)	35	123	3.5	1
Ron VanderKelen (1963-67)	26	116	4.5	1
Keith Henderson (1992)	34	113	3.3	1
Jarius Wright (2012-17)	8	111	13.9	0
Bob Reed (1962-63)	27	110	4.1	0
Jesse Clark (1989-90)	26	106	4.1	0
Bobby Walby (1964-67)	9	100	11.1	0
Stefon Diggs (2015-18)	24	98	4.1	0
Sammy White (1976-86)	18	97	5.3	0
Jim McMahon (1993-95)	33	96	2.9	0
Terry LeCount (1979-83, 87)	6	90	15.0	0
Joe Baur (2013-16)	14	86	4.2	0
Kelly Campbell (2002-04)	14	86	6.1	0
Gary Cuzzo (1968-71)	36	86	2.4	0
Creg Coleman (1978-87)	10	85	8.5	0
Alford Young (2009-10)	25	82	3.3	0
Harold Morrow (1996-02)	17	75	4.4	0
Mark Cassel (2013-14)	27	75	2.7	1
Mark Kellar (1976-78)	25	74	3.0	1

Steve Dils (1979-84).....	24	73	3.0	0
Todd Bouman (1997-02).....	10	70	7.0	0
Jarvis Redwine (1981-83).....	17	70	4.1	0
Spengon Wynn (2001).....	8	61	7.6	0
Mike Anthony Jones (1983-85).....	7	60	8.6	0
Bill McWatters (1964).....	14	60	4.3	1
Billy Butler (1962-64).....	22	59	2.7	0
Donovan McNabb (2011).....	14	59	4.2	1
Troy Williamson (2005-07).....	5	57	11.4	0
Doug Paschal (1980-81).....	15	53	3.5	1
Hassan Jones (1986-92).....	5	52	10.4	0
Lorenzo Booker (2010-11).....	13	52	4.0	0
Ronnie Hillman (2016).....	18	50	2.8	0
Sam Bradford (2016-17).....	22	50	2.3	0
Andrew Sendejo (2011-18).....	1	48	48.0	0
Mike Boone (2018).....	11	47	4.3	0
Nate Burleson (2003-05).....	8	43	5.4	0
Archie Manning (1983-84).....	11	42	3.8	0
Jeff George (1999).....	16	41	2.6	0
George Shaw (1961).....	10	39	3.9	0
Ben Tate (2014).....	13	38	2.9	0
Bob Lee (1969-72, '75-78).....	39	37	0.9	2
James Brim (1987).....	2	36	18.0	1
Tony Adams (1987).....	11	31	2.8	0
Roc Thomas (2018).....	8	30	3.8	0
Ted Dean (1964).....	5	30	6.0	0
Koren Robinson (2005).....	4	27	6.8	1
Jerome Felton (2012-14).....	4	27	6.8	0
Joe Johnson (1992).....	4	26	6.5	0
Bobby Phillips (1995).....	14	26	1.9	0
Tony Richardson (2006-07).....	12	25	2.1	0
Zach Line (2013-16).....	13	25	1.9	2
Billy Waddy (1984).....	3	24	8.0	0
Adam Walker (1987).....	5	24	4.8	0
Cris Carter (1990-91).....	10	24	2.4	0
Jeff Dugan (2004-10).....	11	23	2.1	0
Grady Alderman (1961-74).....	0	22	22.0	0
Robert Green (1997).....	6	22	3.7	0
C.J. Ham (2017-18).....	13	21	1.6	1
Qadry Ismail (1993-96).....	4	21	5.3	0
Naufahu Tahi (2006-10).....	10	21	2.1	0
Bubby Brister (2000).....	5	20	4.0	0
Jeff Womack (1987).....	9	20	2.2	0
Cedric Smith (1990).....	9	19	2.1	0
Leo Lewis (1981-91).....	16	19	1.2	0
Bernard Berrian (2008-11).....	5	18	3.6	0
Ron Groce (1976).....	3	18	6.0	0
Darrell Lester (1964).....	4	18	4.5	0
Brooks Bollinger (2006-07).....	5	18	3.6	0
Brett Wilson (1987).....	5	16	3.2	0
Eddie Payton (1980-82).....	2	15	7.5	0
Eddie Johnson (2003).....	2	15	7.5	0
Sam Harrell (1980-82, '87).....	6	15	2.5	0
Brett Favre (2009-10).....	26	15	0.6	0
Wayne Wilson (1986).....	8	14	1.8	0
Bob Berry (1965-67, '73-76).....	5	13	2.6	0
Bill Harris (1969-70).....	6	13	2.2	0
Jimmy Smith (1987).....	7	13	1.9	0
Travis Prentice (2001).....	14	13	0.9	2
Nick Davis (2002-03).....	1	11	11.0	0
Jamie Caleb (1961).....	3	11	3.7	0
Leonard Moore (1987).....	4	11	2.8	0
Charles Johnson (2014-16).....	1	11	11.0	0

Earl Denny (1967-68).....	2	9	4.5	0
Ahmad Rashad (1976-81).....	1	8	8.0	0
Travis Taylor (2005-06).....	3	8	2.7	0
Bethel Johnson (2006).....	4	8	2.0	0
Norm Sneed (1971).....	6	6	1.0	1
Mike Wallace (1957).....	1	6	6.0	0
Gus Flerotte (2003-04, 08).....	31	5	0.2	1
Steve Jordan (1982-94).....	1	4	4.0	1
Robert Tate (1997-01).....	1	4	4.0	0
Brian Russell (2002-04).....	1	4	4.0	0
John McCormick (1962).....	2	4	2.0	0
Jim Young (1965-66).....	3	4	1.3	0
Phil Frye (1987).....	4	4	1.0	0
Andre Thomas (1987).....	6	4	0.7	0
Aundrea Allison (2007-08).....	3	4	1.3	0
Dave Nelson (1984).....	1	3	3.0	0
Troy Walters (2000-01).....	1	3	3.0	0
Stu Voigt (1970-80).....	2	3	1.5	1
Steve Harris (1987).....	4	3	0.8	0
Gordon Smith (1961-65).....	1	2	2.0	0
Jeff Williams (1966).....	1	2	2.0	0
Willie Spencer (1976).....	4	2	0.5	0
Larry Miller (1987).....	1	1	1.0	0
Joe Senser (1979-84).....	2	1	0.5	0
Randall McDaniel (1988-99).....	2	1	0.5	0
Bob Ferguson (1963).....	3	1	0.3	0
Sean Salisbury (1990-94).....	15	1	0.1	0
Paul Krause (1968-79).....	1	0	0.0	0
Al Denison (1971).....	1	0	0.0	0
Jeff Siemon (1972-82).....	1	0	0.0	0
Mike Saxon (1994-95).....	1	0	0.0	0
Mitch Berger (1996-01).....	1	0	0.0	0
Kyle Richardson (2002).....	1	0	0.0	0
John Avery (2003).....	1	0	0.0	0
Charles Stackhouse (2003).....	1	0	0.0	0
Lance Rentzel (1965-66).....	1	-1	-1.0	0
Jim Gustafson (1985-89).....	1	-2	-2.0	0
Harry Newsome (1990-93).....	2	-2	-1.0	0
Tom Hall (1964-66, '68-69).....	4	-4	-1.0	0
Jay Fiedler (1998).....	4	-6	-1.5	0
Mike Mularkey (1983-88).....	1	-6	-6.0	0
Jeff Locke (2013-16).....	1	-6	-6.0	0
Bucky Scribner (1987-89).....	2	-7	-3.5	0
Shaun Hill (2002-05, 2015-16).....	11	-2	-0.4	0
Bobby Wade (2007-08).....	1	-9	-9.0	0
Preston Carpenter (1966).....	1	-10	-10.0	0
Jerry Reichow (1961-64).....	1	-12	-12.0	0
Mike Eischeid (1972-74).....	1	-13	-13.0	0
Dwight Collins (1984).....	3	-14	-4.7	0
Chris Kluge (2005-12).....	3	-19	-6.3	0
Mike Mercer (1961).....	1	-32	-32.0	0



RB Bill Brown ran for 52 TDs and amassed 5,757 yards rushing, still ranking #4 in team history.



David Dixon and Matt Birk paved the way for the 2003 club to rank #1 in NFL total offense for the 1st time in team history.

VIKINGS TEAM RECORDS

1961-77 - 14 games; 1978-2018 - 16 games ***= 16-game record where applicable** **6= 9 games** **#= 15 games**
 Note: The 1982 regular season was reduced to 9 games and the 1987 season to 15 games due to players strike

GAMES WON

Most Consecutive Games Won (Including Postseason)

12 1969
 10 1975
 9 1973
 9 1998
 9 2002-03

Most Consecutive Games Won (Regular Season)

12 1969
 10 1975
 10 1999-00
 9 1973
 9 1998-99
 9 2002-03

Most Games Won, Season (Including Postseason)

16 1998
 14 1969, 1973, 2017
 13 1976, 2009

Most Games Won, Season (Regular Season)

15 1998
 13 2017
 12 1969, 1970, 1973, 1975, 2009
 11 1976, 1992, 2000, 2015

Most Consecutive Games Won, Start of Season

10 1975
 9 1973
 7 1998, 2000

Most Consecutive Games Won, End of Season

8 1998
 4 2012
 3 1964, 1970, 1974, 1993, 1999, 2002, 2015

Most Consecutive Home Games Won

15 1974-76
 14 1969-70
 13 1988-90
 13 1999-00

Most Consecutive Road Games Won

7 1970-71
 7 1973-74

GAMES LOST

Most Consecutive Games Lost

8 2001-02
 7 1961
 7 1961-62

Most Consecutive Games Without Victory

8 2001-02
 7 1961
 7 1961-62
 7 1962

Most Games Lost, Season

13 1984, 2011
 11 1961, 1962, 2001

Most Consecutive Home Games Lost

5 1966-67
 5 2011

Most Consecutive Home Games Without Victory

7 1966-67

Most Consecutive Away Games Lost

16 2000-02

Most Consecutive Away Games Without Victory

16 2000-02

SCORING

Most Points, Season

556 1998
 470 2009
 416 2003

Most Points, Opponent, Season

484 1984

Fewest Points, Season

187 19826
 259 1979*

Fewest Points, Opponent, Season

133 1969
 139 1979*

Most Points, Game

54 vs. Dal., 10/18/70
 52 vs. Pit., 11/23/69

52 vs. Bal., 9/28/69

Most Points, Opponent, Game

56 vs. StL., 10/6/63

Most Points, Both Teams, Game

89 @ Chi., 10/19/08 (Minn. 41, Chi. 48)
 87 @ Chi., 12/17/61 (Minn. 35, Chi. 52)
 86 @ LA Rams, 11/19/72 (Minn. 45, LA 41)

Fewest Points, Both Teams, Game

3 vs. G.B., 11/14/71 (Minn. 3, G.B. 0)

Most Points Overcome To Win Game

24 vs. S.F., 12/4/77
 23 @ Phi., 12/1/85
 21 @ S.F., 10/24/65
 20 vs. Chi., 10/4/92

Most Points, Opponent, Overcome To Win Game

21 @ Cin., 12/24/95
 20 @ N.E., 11/13/94
 20 vs. Det., 9/25/11

Most Points, First Half

35 vs. G.B., 9/28/86
 35 vs. Det., 12/2/07
 34 vs. Dal., 10/18/70
 34 vs. Chi., 11/25/90

Most Points, Opponent, First Half

45 @ Sea., 9/29/02

Most Points, Both Teams, First Half

55 @ Sea., 9/29/02

Most Points, Second Half

38 vs. Jax., 12/20/98
 35 @ LA Rams, 11/19/72
 35 vs. Pit., 11/23/69

Most Points, Opponent, Second Half

35 vs. St.L., 10/6/63

Most Points, Both Teams, Second Half

58 vs. Buf., 9/15/02

Most Points, First Quarter

28 vs. G.B., 9/28/86
 23 vs. Ari., 10/9/11
 21 vs. Det., 11/15/92
 21 @ Dal., 11/26/98
 21 vs. T.B., 10/3/99
 21 @ Ari., 12/14/08
 21 vs. Mia., 12/16/18

Most Points, Opponent, First Quarter

21 @ Oak., 12/11/77
 21 @ Oak., 12/17/78
 21 @ Den., 11/18/84
 21 @ Cin., 11/23/86
 21 @ S. F., 12/18/95
 21 @ Det., 12/11/11

Most Points, Both Teams, First Quarter

31 @ Cin., 11/23/86

Most Points, Second Quarter

28 vs. S.F., 9/29/63
 28 vs. Atl., 9/14/68
 28 vs. S.D., 11/28/99
 28 vs. Det., 12/2/07
 24 vs. Det., 10/8/89
 24 vs. Chi., 11/29/08
 24 vs. NYG., 1/3/10
 24 vs. Buf., 12/5/10

Most Points, Opponent, Second Quarter

31 @ Sea., 9/29/02

Most Points, Both Teams, Second Quarter

35 vs. S.F., 9/29/63
 35 @ S.F., 10/24/65
 35 vs. Det., 12/2/07

Most Points, Third Quarter

24 @ Pit., 9/24/95
 21 @ S.F., 10/24/65
 21 vs. Phi., 12/22/85
 21 vs. Det., 9/13/87

Most Points, Opponent, Third Quarter

24 @ Chi., 9/19/85

Most Points, Both Teams, Third Quarter

31 @ Chi., 12/17/61

Most Points, Fourth Quarter

28 @ Phi., 12/1/85
 24 @ Pit., 11/26/67
 24 vs. T.B., 11/30/86
 24 vs. Jax., 12/20/98

Most Points, Opponent, Fourth Quarter

28 @ Bal., 12/16/62
 28 vs. St.L., 10/6/63
 28 vs. G.B., 11/21/65
 28 @ Chi., 9/17/89

Most Points, Both Teams, Fourth Quarter

42 @ Bal., 12/8/13

41 @ Mia., 12/21/14

35 @ Bal., 12/16/62

35 @ Chi., 12/19/65

35 @ LA Rams, 11/19/72

Most Consecutive Games Scoring

260 1991-2007
 183 2007-2018
 161 1962-73

Largest Margin of Victory

48 vs. Cle., 11/9/69 (51-3)
 42 vs. N.O., 12/4/88 (45-3)
 41 vs. Dal., 10/18/70 (54-13)
 41 vs. Hou., 10/13/74 (51-10)
 40 vs. Atl., 9/14/68 (47-7)
 40 @ Dal., 11/13/88 (43-3)
 40 vs. Jax., 12/20/98 (50-10)
 38 vs. Bal., 9/28/69 (52-14)
 38 vs. Pit., 11/23/69 (52-14)
 38 vs. Atl., 11/9/75 (38-0)

Largest Margin of Defeat

44 @ S.F., 12/8/84 (7-51)
 38 @ Det., 12/12/81 (7-45)
 38 @ G.B., 11/14/11 (7-45)
 36 @ LA Rams, 9/22/67 (3-39)
 35 vs. Phi., 9/14/80 (7-42)
 34 @ G.B., 11/11/07 (0-34)
 32 @ L.A. Rams, 10/24/77 (3-35)
 32 @ G.B., 10/2/14 (10-42)
 31 6 times, last vs SEA, 12/6/15 (7-38)

TOUCHDOWNS

Most Touchdowns, Season

64 1998
 56 2009
 51 2003
 50 2004

Most Touchdowns, Opponent, Season

59 1984

Fewest Touchdowns, Season

23 1982G
 25 1967, 1971
 28 1993*

Fewest Touchdowns, Opponent, Season

14 1970
 14 1971
 24 1988*

Most Touchdowns, Game

7 vs. Bal., 9/28/69
 7 vs. Pit., 11/23/69
 7 @ T.B., 10/23/88

Most Touchdowns, Opponent, Game

8 vs. St.L., 10/6/63
 7 @ Chi., 12/17/61

Most Touchdowns, Both Teams, Game

12 @ Chi., 12/17/61

Most Consecutive Games Scoring Touchdown

97 1995-2001
 55 1962-66
 53 2010-14

POINT AFTER TOUCHDOWNS

Most Point After Touchdowns, Season

59 1998
 54 2009
 48 1988
 48 2003

Most Point After Touchdowns, Opponent, Season

58 1984

Most Point After Touchdowns, Game

7 vs. Bal., 9/28/69
 7 vs. Pit., 11/23/69
 7 @ T.B., 10/23/88

Most Point After Touchdowns, Opponent, Game

8 @ StL., 10/6/63
 7 @ Chi., 12/17/61

Most Consecutive Point After Touchdowns

199 1968-74

FIELD GOALS

Most Field Goals Attempted, Season

45 1970
 44 1989
 39 1994, 2015

Most Field Goals Attempted, Opponent, Season

42 1999

Fewest Field Goals Attempted, Season

14 1982G
 18 2011*, 2010*

Most Field Goals Attempted, Game

7 vs. LA Rams, 11/5/89
6 vs. N.O., 9/27/70
6 @ Chi., 9/23/73
6 vs. Cle., 11/4/73
6 vs. Cin., 12/25/89
6 vs. G.B., 9/26/93
6 @ Bal., 12/13/98
6 vs. Ind., 9/14/08
6 @ Tenn., 9/11/16
6 vs. Bal., 10/22/17

Most Field Goals Attempted, Opponent, Game

8 vs. Det., 11/13/66

Most Field Goals Attempted, Both Teams, Game

10 @ Chi., 9/23/73

Most Field Goals, Season

35 1998, 2012
34 1994, 2015
32 1989, 2017

Most Field Goals, Opponent, Season

34 2006

Fewest Field Goals, Season

8 1977, 19826
12 1978

Most Field Goals, Game

7 vs. LA Rams, 11/5/89
6 @ Bal., 12/13/98
6 vs. Bal., 10/22/17

Most Field Goals, Opponent, Game

6 vs. Det., 11/13/66
6 @ Det., 10/17/99

Most Field Goals, Both Teams, Game

9 vs. Bal., 10/22/17
7 vs. Det., 11/13/66
7 @ Chi., 9/23/73
7 vs. NYG, 11/16/86
7 vs. LA Rams, 11/5/89
7 vs. G.B., 9/26/93
7 vs. Det., 9/20/98
7 @ Det., 10/17/99
7 vs. Chi., 9/24/06
7 vs. Oak., 11/18/07
7 vs. Det., 9/25/11
7 vs. Jax., 9/9/12
7 vs. Jax., 12/11/16

Most Consecutive Games Scoring, FGs

31 1968-70

SAFETIES

Most Safeties, Season

3 1965, 1981, 2008

Most Safeties, Opponent, Season

2 1988, 1995, 1996, 2007, 2014

Most Safeties, Game

2 @ Atl., 10/5/03
2 vs. G.B., 11/9/08

FIRST DOWNS

Most First Downs, Season

351 2004
350 2002

Most First Downs, Opponent, Season

368 2013

Most First Downs, Both Teams, Season

701 2004

Fewest First Downs, Season

167 19826
272 2006*

Fewest First Downs, Opponent, Season

158 1963
243 1988

Most First Downs, Game

34 vs. Bal., 9/28/69
33 vs. Det., 11/6/88
32 @ G.B., 11/17/91
32 vs. N.O., 11/19/95

Most First Downs, Opponent, Game

36 vs. N.O., 12/18/11
36 @ Mia., 12/21/14

Most First Downs, Both Teams, Game

58 @ G.B., 11/24/13

Fewest First Downs, Game

3 @ G.B., 12/21/06

Fewest First Downs, Opponent, Game

3 @ Det., 11/24/88

Fewest First Downs, Both Teams, Game

14 @ Atl., 12/21/69

Most First Downs, Rushing, Season

142 1975

Most First Downs, Rushing, Opponent, Season

148 1979

Fewest First Downs, Rushing, Season

52 19826
66 2016*, 2018*

Fewest First Downs, Rushing, Opponent, Season

53 19826
53 2006*

Most First Downs, Rushing, Game

19 vs. Chi., 10/17/65

Most First Downs, Rushing, Opponent, Game

20 vs. S.F., 10/15/61

Fewest First Downs, Rushing, Game

0 vs. Chi., 10/28/96
0 vs. Ind., 12/18/16

Fewest First Downs, Rushing, Opponent, Game

0 vs. S.F., 12/14/69
0 @ Det., 11/24/88
0 vs. Det., 12/1/00
0 @ Det., 12/10/06
0 vs. Chi., 11/29/09
0 vs. T.B., 9/24/17

Most First Downs Passing, Season

225 2004

Most First Downs Passing, Opponent, Season

247 2013

Fewest First Downs Passing, Season

85 1967
136 1987#
139 2007*

Fewest First Downs Passing, Opponent, Season

80 1977

Most First Downs, Passing, Game

24 vs. Bal., 9/28/69

Most First Downs, Passing, Opponent, Game

23 vs. N.O., 12/28/11
23 @ Stl., 12/16/12
23 @ Mia., 12/21/14

Fewest First Downs, Passing, Game

1 @ G.B., 12/21/06

Fewest First Downs, Passing, Opponent, Game

1 vs. Chi., 10/1/67
1 @ S.F., 11/29/76
1 @ Chi., 11/20/77
1 @ Chi., 12/3/06

Most First Downs, Penalty, Season

38 2017

Most First Downs, Penalty, Opponent, Season

36 2003

Fewest First Downs, Penalty, Season

8 19826
16 1992*, 1993*

Fewest First Downs, Penalty, Opponent, Season

8 1962
10 1974

Most First Downs, Penalty, Game

7 vs. Oak., 11/20/11
6 vs. Oak., 9/14/81
6 vs. S.F., 10/24/99
6 vs. Stl., 11/8/15

Most First Downs, Penalty, Opponent, Game

7 @ Chi., 9/25/78

NET YARDS GAINED

Most Yards Gained, Season

6,339 2004
6,294 2003

Most Yards Gained, Opponent, Season

6,362 2013

Fewest Yards Gained, Season

2,879 19826
4,316 2005*

Fewest Yards Gained, Opponent, Season

2,720 1969
4,091 1988*

Most Yards Gained, Game

622 vs. Bal., 9/28/69
605 @ N.O., 10/17/04
559 vs. S.F., 10/30/66
558 vs. Atl., 9/28/14

Most Yards Gained, Opponent, Game

576 @ Bal., 12/16/62

Most Yards Gained, Both Teams, Game

1,013 @ Was., 11/2/86

Fewest Yards Gained, Game

87 vs. G.B., 11/14/71

Fewest Yards Gained, Opponent, Game

60 vs. Atl., 11/9/75
60 @ N.O., 11/16/75
60 @ Det., 11/24/88

Fewest Yards Gained, Both Teams, Game

272 vs. LA Rams, 10/26/70

Most Consecutive Games, 300+ Yards

36 2002-2004

Most Consecutive Games, 400+ Yards

5 2004

RUSHING

ATTEMPTS

Most Rushing Attempts, Season

556 1975
551 1966

Most Rushing Attempts, Opponent, Season

583 1979

Fewest Rushing Attempts, Season

245 19826
357 2018*

Fewest Rushing Attempts, Opponent, Season

260 19826
338 1969
352 1995*

Most Rushing Attempts, Game

63 vs. Atl., 11/9/75

Most Rushing Attempts, Opponent, Game

65 vs. LA Rams, 9/19/76

Fewest Rushing Attempts, Game

6 vs. Buf., 9/23/18
9 vs. Ind., 12/18/16
11 vs. G.B., 11/29/81
11 @ N.O., 10/7/01

Fewest Rushing Attempts, Opponent, Game

6 vs. Ari., 11/26/06

YARDS

Most Yards Gained Rushing, Season

2,634 2007, 2012
2,507 2002
2,343 2003

Most Yards Gained Rushing, Opponent, Season

2,667 1961
912 19826
1,205 2016*

Fewest Yards Gained Rushing, Opponent, Season

985 2006*
1,020 19826
1,089 1969

Most Yards Gained Rushing, Game

378 vs. S.D., 11/4/07
311 @ Chi., 10/14/07

Most Yards Gained Rushing, Opponent, Game

343 vs. Chi., 11/20/70

Most Yards Gained Rushing, Both Teams, Game

548 vs. LA Rams, 11/5/61
486 vs. Chi., 10/17/65

Fewest Yards Gained Rushing, Game

11 vs. Chi., 10/28/96

Fewest Yards Gained Rushing, Opponent, Game

-3 @ Det., 12/10/06
4 vs. Sea., 11/22/09
7 @ Mia., 11/19/06

AVERAGE GAIN

Highest Average Gain Rushing, Season

5.4 2012
5.3 2002, 2007
5.2 2011

Lowest Average Gain Rushing, Season

3.2 1970, 2016

Highest Average Gain Game (Min. 10 att.)

9.0 @ Sea., 11/4/12

TOUCHDOWNS

Most Touchdowns, Rushing, Season

26 2002
23 2013

Most Touchdowns, Rushing, Opponent, Season
29 1961
Fewest Touchdowns, Rushing, Season
6 19826
7 1996*
Fewest Touchdowns, Rushing, Opponent, Season
2 1971
5 2009*
7 2007, 2015
Most Touchdowns, Rushing, Game
4 Many Times, last time vs. Atl., 12/28/14
Most Touchdowns, Rushing, Opponent, Game
5 vs. S.F., 10/15/61
5 @ St.L., 12/10/00
Most Touchdowns, Rushing, Both Teams, Game
7 vs. S.F., 10/15/61
7 @ Sea., 9/29/02

PASSING

ATTEMPTS
Most Passes Attempted, Season
709 1981
Most Passes Attempted, Opponent, Season
648 2013
Fewest Passes Attempted, Season
282 1968
432 2007*
Fewest Passes Attempted, Opponent, Season
292 19826
312 1977
366 1979*
Most Passes Attempted, Game
63 @ T.B., 9/5/81
63 @ N.E., 12/10/91
Most Passes Attempted, Opponent, Game
70 @ N.E., 11/13/94
Most Passes Attempted, Both Teams, Game
112 @ N.E., 11/13/94
Fewest Passes Attempted, Game
8 @ G.B., 11/27/77
Fewest Passes Attempted, Opponent, Game
6 @ Chi., 10/23/72
Fewest Passes Attempted, Both Teams, Game
22 vs. G.B., 11/14/71

COMPLETIONS

Most Passes Completed, Season
425 2018
Most Passes Completed, Opponent, Season
419 2013
Fewest Passes Completed, Season
150 1967
232 1987#
249 2007*
Fewest Passes Completed, Opponent, Season
149 1967
149 1977
218 1990*
Most Passes Completed, Game
40 vs. Buf., 9/23/18
38 vs. Cle., 12/14/80
38 vs. G.B., 11/29/81
37 @ T.B., 9/5/81
37 @ Phi., 9/20/04
Most Passes Completed, Opponent, Game
45 @ N.E., 11/13/94
Most Pass Completions, Both Teams, Game
71 @ N.E., 11/13/94
Fewest Passes Completed, Game
2 @ G.B., 10/15/67
Fewest Passes Completed, Opponent, Game
2 vs. Chi., 12/3/72
Fewest Pass Completions, Both Teams, Game
11 vs. G.B., 11/14/71

YARDS

Most Yards Gained, Passing, Season
4,516 2004
4,333 1981
4,328 1988
Most Yards Gained, Passing, Opponent, Season
4,595 2013
Fewest Yards Gained, Passing, Season
1,655 1971
2,745 2007*
2,751 2012

Fewest Yards Gained, Passing, Opponent, Season
1,438 1970
2,489 1988*
Most Yards Gained, Passing, Game
530 vs. Bal., 9/28/69
Most Yards Gained, Passing, Opponent, Game
486 @ T.B., 12/7/80
Most Yards Gained, Passing, Both Teams, Game
918 @ S.D., 11/9/03
Fewest Yards Gained, Passing, Game
21 vs. G.B., 11/14/71
21 vs. Det., 12/11/71
Fewest Yards Gained, Passing, Opponent, Game
-7 @ N.O., 11/16/75
Fewest Yards Gained, Passing, Both Teams, Game
102 vs. Atl., 11/9/75
COMPLETION PERCENTAGE
Highest Completion Percentage, Season
70.4 2016 (414-588)
Highest Completion Percentage, Opponent, Season
68.2 2011 (367-538)
Lowest Completion Percentage, Season
44.6 1967 (150 of 336)
Lowest Completion Percentage, Opponent, Season
45.6 1988 (219 of 480)
Highest Completion Percentage, Game (10 att.)
87.5 vs. Cin., 11/13/77 (21 of 24)
Highest Completion Percentage, Opponent, Game (10 att.)
85.2 @ L.A. Raiders, 9/5/93 (23 of 27)
84.4 @ St.L., 12/10/00 (27 of 32)
Highest Completion Percentage, Both Teams, Game
77.6 @ Chi., 9/18/94 (52 of 67)
Lowest Completion Percentage, Game (10 att.)
18.2 @ G.B., 10/15/67 (2 of 11)
Lowest Completion Percentage, Opponent, Game
15.3 vs. Chi., 12/3/72 (2 of 13)
Lowest Completion Percentage, Both Teams, Game
29.8 @ Det., 12/17/67 (14 of 47)
TOUCHDOWNS
Most Touchdowns, Passing, Season
41 1998
Most Touchdowns, Passing, Opponent, Season
37 2013
Fewest Touchdowns, Passing, Season
9 1971
12 2007*
Fewest Touchdowns, Passing, Opponent, Season
6 1970
11 1993*
Most Touchdowns, Passing, Game
7 vs. Bal., 9/28/69
6 vs. G.B., 9/28/86
Most Touchdowns, Passing, Opponent, Game
5 9 times, last @ L.A. Rams, 9/27/18

SACKS

TOTAL SACKS
Most Sacks, Season
71 1989
51 1992
Most Sacks, Opponent, Season
64 1984
61 1961
Fewest Sacks, Season
16 1961
25 2013*
Fewest Sacks, Opponent, Season
19 1974
25 1998*
Most Sacks, Game
10 vs. Det., 11/4/18
9 vs. Det., 10/6/68
9 vs. Chi., 11/2/69
9 @ Atl., 12/20/70
9 @ Chi., 10/25/93
9 vs. Mia., 12/16/18

Most Sacks, Opponent, Game
11 @ Chi., 10/28/84
10 vs. Bal., 9/23/62
Most Sacks, Both Teams, Game
14 vs. Chi., 11/2/69
SACK YARDAGE
Most Sack Yardage, Season
502 1989
Most Sack Yardage, Opponent, Season
538 1961
465 1984*
Most Sack Yardage, Game
78 vs. Chi., 11/2/69
77 @ Atl., 12/20/70
Most Sack Yardage, Opponent, Game
104 @ Chi., 12/17/61
SACK RATIO
Highest Attempts/Sack Ratio, Season
24.4 1981 (709-29)
21.7 1994 (673-31)
21.1 1974 (400-19)
Highest Attempts/Sack Ratio, Opponent, Season
22.8 1961 (365-16)
20.1 2002 (542-27)
20.0 2006 (599-30)
Fewest Attempts/Sack Ratio, Season
6.2 1961 (377-61)
6.8 1964 (326-48)
7.1 1962 (348-49)
Fewest Attempts/Sack Ratio, Opponent, Season
6.9 1989 (488-71)
7.0 1963 (404-58)
7.2 1968 (323-45)

INTERCEPTIONS

TOTAL INTERCEPTIONS
Most Interceptions, Season
36 1988
Most Interceptions, Opponent, Season
34 1978
Fewest Interceptions, Season
8 2000, 2001, 2011
Fewest Interceptions, Opponent, Season
5 2016
Most Interceptions, Game
6 @ T.B., 10/23/88
6 @ Pit., 9/24/95
Most Interceptions, Opponent, Game
5 Many Times, last @ Cin., 9/18/05
YARDS
Most Yards, Season
693 2003
589 1988
Most Yards, Opponent, Season
445 1962
427 2010*
Fewest Yards, Season
43 2009
Fewest Yards, Opponent, Season
35 2016*
37 19826
Most Yards, Game
169 @ NVC, 11/25/07
Most Yards, Opponent, Game
176 @ N.O., 9/3/78

TOUCHDOWNS

Most Touchdowns By Interceptions, Season
6 1992, 2007
Most Touchdowns By Interceptions, Opponent, Season
4 1967, 2006

PUNTING

TOTAL PUNTS
Most Punts, Season
94 2006
Most Punts, Opponent, Season
100 1969
Most Punts, Game
12 @ G.B., 11/21/82
Most Punts, Opponent, Game
12 @ N.O., 11/16/75
Fewest Punts, Both Teams, Game
1 @ T.B., 10/29/00
Consecutive Punts, No Blocks
563 1979-87
AVERAGE YARDAGE
Highest Average Distance, Punting, Season
46.9 2008

Highest Average Distance, Punting, Opponent, Season

471 2011

Highest Average Distance, Punting, Game (4 punts)

57.5 @ Det., 9/16/07

Highest Average Distance, Punting, Opponent, Game (4 punts)

54.9 vs. S.D., 11/4/07

PUNT RETURNS

TOTAL RETURNS

Most Punt Returns, Season

59 1988

Most Punt Returns, Opponent, Season

52 1978

Most Punt Returns, Game

9 @ LA Rams, 12/2/79

Most Punt Returns, Opponent, Game

9 @ G.B., 12/21/06

YARDS GAINED

Most Yards, Punt Returns, Season

553 1988

Most Yards, Punt Returns, Opponent, Season

624 2008

Most Yards, Punt Returns, Game

119 @ NYG, 10/21/13

Most Yards, Punt Returns, Opponent, Game

176 @ N.O., 10/6/08

TOUCHDOWNS

Most Touchdowns, Punt Returns, Season

2 2016

Most Touchdowns, Punt Returns, Opponent, Season

4 2008

KICKOFF RETURNS

TOTAL RETURNS

Most Kickoff Returns, Season

86 1984, 2002

Most Kickoff Returns, Opponent, Season

91 2009

Most Kickoff Returns, Game

9 @ Phi., 11/11/01

9 @ Sea., 9/29/02

Most Kickoff Returns, Opponent, Game

10 @ Bal., 12/13/98

YARDS GAINED

Most Yards, Kickoff Returns, Season

1,775 1984, 2002

Most Yards, Kickoff Returns, Opponent, Season

2,060 2009

Most Yards, Kickoff Returns, Game

247 vs. G.B., 10/27/13

Most Yards, Kickoff Returns, Opponent, Game

367 @ Bal., 12/13/98

TOUCHDOWNS

Most Touchdowns, Kickoff Returns, Season

2 1999, 2009, 2013, 2015

Most Touchdowns, Kickoff Returns, Opponent, Season

4 1998

FUMBLES

TOTAL FUMBLES

Most Fumbles, Season

44 1963

Most Fumbles, Opponent, Season

50 1963

Fewest Fumbles, Season

10 1998

11 2014, 2017

Fewest Fumbles, Opponent, Season

16 2002

Most Fumbles, Game

8 @ S.F., 10/24/65

Most Fumbles, Opponent, Game

10 vs Det., 11/12/67

FUMBLES LOST

Most Fumbles Lost, Season

25 1965

Most Fumbles Lost, Opponent, Season

31 1963

Fewest Fumbles Lost, Season

2 2014

3 1980

Fewest Fumbles Lost, Opponent, Season

5 2017

6 2014

Most Fumbles Lost, Game

5 @ Atl., 12/21/69

5 @ Det., 12/9/62

Most Fumbles Lost, Opponent, Game

6 vs. Det., 11/24/63

6 vs. S.F., 10/15/61

Most Consecutive Games without Losing Fumble

10 1998-99

PENALTIES

TOTAL PENALTIES

Most Penalties, Season

137 2002

Most Penalties, Opponent, Season

137 2005

Fewest Penalties, Season

36 1961

70 2013*

Fewest Penalties, Opponent, Season

47 1972

81 1994*

Most Penalties, Game

16 @ Det., 12/19/82

Most Penalties, Opponent, Game

17 @ Cin., 9/18/05

Fewest Penalties, Game

0 6 times, last vs. Chi., 12/3/72

Fewest Penalties, Opponent, Game

0 @ G.B., 11/27/77

0 @ Chi., 10/23/72

YARDS PENALIZED

Most Yards Penalized, Season

1,139 2002

Most Yards Penalized, Opponent, Season

1,167 1998

Fewest Yards Penalized, Season

375 1961

565 1990*

Fewest Yards Penalized, Opponent, Season

399 19826

614 1994*

Most Yards Penalized, Game

173 @ L.A. Rams, 9/22/67

Most Yards Penalized, Opponent, Game

169 @ Det., 10/25/98

Fewest Yards Penalized, Game

0 6 times, last vs. Chi., 12/3/72

Fewest Yards Penalized, Opponent, Game

0 3 times, last @ NYJ, 11/23/97

BLOCKED KICKS

Most, Season

13 1976, 1979

Most, Season, Opponent

6 1961, 1974

Most, Game

4 @ T.B., 11/25/79 (2 pat, 1-fg, 1 punt)

Most, Game, Opponent

2 vs. Dal., 10/20/68 (2-fgs)

2 vs. Buf., 12/9/79 (1-fg, 1 punt)

2 @ Atl., 12/15/85 (2-fgs)

2 vs. Chi., 10/28/96 (1 punt, 1-fg)

2 @ Det., 11/23/17 (1 fg, 1 pat)



The Vikings travel to Kansas City for the 6th time in team history for a regular season game in 2019. The teams squared off in Super Bowl IV at Tulane in New Orleans to cap the 1969 season, the last Super Bowl before the NFL-AFL merger.

VIKINGS TOUCHDOWNS BY SEASON

Year	Offensive			Defensive			Special Teams			
	Rush	Pass	Fumble	Int	Fumble	Total	Punt	Kick	Blk Punt	Blk FG
1961	14	22	0	0	0	0	1	0	0	0
1962	7	22	0	1	1	2	0	0	0	0
1963	17	16	0	2	2	4	1	1	0	0
1964	14	23	0	4	1	5	0	0	0	0
1965	19	21	0	2	0	2	0	1	1	0
1966	15	18	0	1	0	1	0	0	0	0
1967	10	11	0	2	1	3	0	1	0	0
1968	19	11	0	1	0	1	1	0	0	0
1969	15	24	1	2	0	2	0	0	1	0
1970	16	12	0	2	3	5	0	0	2	0
1971	14	9	0	1	1	2	0	0	0	0
1972	11	19	0	2	2	4	0	0	0	0
1973	14	16	0	2	0	2	0	0	1	0
1974	17	22	0	0	1	1	0	0	0	0
1975	18	27	1	0	2	2	0	0	0	0
1976	18	17	0	0	0	0	0	0	1	0
1977	9	19	0	0	1	1	0	0	1	0
1978	10	25	0	0	1	1	0	0	1	0
1979	9	23	0	0	0	0	0	0	0	0
1980	14	22	0	2	0	2	0	1	0	0
1981	8	27	0	0	1	1	0	1	0	0
1982	6	15	0	1	1	2	0	0	0	0
1983	17	15	0	0	1	1	0	0	1	0
1984	10	18	0	1	2	3	0	0	0	0
1985	19	22	0	1	1	2	0	0	0	0
1986	14	31	0	2	0	2	0	0	1	0
1987	20	21	0	0	0	0	1	0	0	0
1988	22	20	0	5	2	7	0	0	0	0
1989	12	17	0	2	4	6	0	1	0	0
1990	10	25	0	2	2	4	0	0	0	0
1991	18	16	0	2	0	2	0	0	0	0
1992	19	18	0	6	2	8	0	0	0	0
1993	8	18	0	2	0	2	0	0	0	0
1994	11	18	0	4	3	7	0	0	0	0
1995	10	33	0	2	2	4	1	0	0	0
1996	7	24	0	1	0	1	1	0	0	0
1997	14	26	0	0	2	2	0	0	0	0
1998	17	41	0	3	2	5	0	1	0	0
1999	13	32	0	1	0	1	1	2	0	0
2000	14	33	0	0	0	0	0	0	0	0
2001	10	23	0	1	1	2	0	0	0	0
2002	26	19	0	1	0	1	0	0	0	0
2003	15	32	0	4	0	4	0	0	0	0
2004	8	39	0	1	1	2	1	0	0	0
2005	10	18	0	3	0	3	1	1	0	0
2006	12	13	1	3	2	5	1	0	0	0
2007	22	12	0	6	2	8	0	1	0	0
2008	15	22	0	0	2	2	1	0	0	0
2009	19	34	0	0	1	1	0	2	0	0
2010	16	14	0	1	1	2	0	1	0	0
2011	18	20	0	0	0	0	0	1	0	0
2012	16	18	0	3	0	3	1	1	0	0
2013	23	18	0	0	1	1	1	2	0	0
2014	12	17	1	2	1	3	0	0	2	0
2015	18	14	0	2	1	3	1	2	0	0
2016	9	20	0	2	2	4	2	1	0	0
2017	15	25	0	1	0	1	0	0	0	0
2018	9	30	0	1	2	3	0	0	0	0



The Vikings defenses of the 1960s and 1970s terrorized opposing QBs and ranked #1 in total defense in 1969, '70 and '74.

VIKINGS IN FINAL NFL OFFENSIVE/DEFENSIVE RANKINGS (YARDS GAINED/ALLOWED)

Year	Offense			Defense		
	Total	Rush	Pass	Total	Rush	Pass
1961	12	7	13	14	14	13
1962	12	6	11	12	10	11
1963	11	4	12	9	7	10
1964	6	2	11	10	5	13
1965	4	2	8	7	9	6
1966	4	3	7	6	7	2
1967	14	9	14	6	15	3
1968	14	6	15	5	11	3
1969	10	4	12	*1	2	*1
1970	19	14	14	*1	5	*1
1971	23	17	25	2	6	3
1972	12	20	3	5	16	*1
1973	7	6	14	12	11	12
1974	3	15	2	10	5	18
1975	51	10	3	*1	*1	*1
1976	6	18	4	6	17	*1
1977	14	21	6	11	21	3
1978	17	28	2	14	10	19
1979	19	23	12	18	26	11
1980	11	27	3	26	25	24
1981	6	28	2	17t	15	18
1982	14	22	5	19	14	19
1983	20	20	13	19	29	6
1984	25	18	22	28	27	26
1985	16	27	7	16	22	15
1986	4	16	5	11	13	13
1987	15	11	20	10	11	16
1988	7	20	4	*1	5	2
1989	14	7	17	*1	11	*1
1990	12	15	11	13	21	3
1991	10	4	21	14	20	13
1992	11	7	18	8	14	7
1993	17	21	14	*1	6	6
1994	3	20	3	5	*1	21
1995	4	16	5	20	4	28
1996	12	24	8	16	24	9
1997	8	6	14	29	23	29
1998	2	11	*1	13	11	19
1999	3	14	5	27	14	30
2000	5	6	7	28	15	28
2001	12	25	7	27	30	18
2002	2	*1	9	26	10	29
2003	*1	4	4	23	17	26
2004	4	18	2	28	21	29
2005	25	27	20	21	19	22
2006	23	16	18	8	*1	31T
2007	13	*1	28	20	*1	32
2008	17	5	25	6	*1	18
2009	5	13	8	6	2	19
2010	23	10	26	8	9	10
2011	18	4	28	21	11	26
2012	20	2	31	16	11	24
2013	13	8	23	31	16	31
2014	27	14	28	14	25	7
2015	29	4	31	13	17	12
2016	28	32	18	3	20	3
2017	11	7	11	*1	2	2
2018	20	30	13	4	15	3

* Led NFL



Anchored by Kevin Williams (93) and Pat Williams (94) the Vikings defense ranked #1 in the NFL against the run in 2006, '07 and '08.

VIKINGS OPENING DAY RESULTS (ALL-TIME RECORD 34-24-1)

KICKOFF

EXECUTIVES

COACHES

STAFF

PLAYERS

ROOKIES

2018 SEASON

RECORDS

PLAYOFF RECORDS

HISTORY

EXTRA POINTS

DATE	OPPONENT (ATTENDANCE)	RESULT	HEAD COACH	STARTING QB	FINAL RECORD
9/7/1961.....	vs. Chicago (32,236).....	W, 37-13.....	Norm Van Brocklin.....	George Shaw.....	3-11
9/16/1962.....	at Green Bay (38,669).....	L, 7-34.....	Norm Van Brocklin.....	Fran Tarkenton.....	2-11-1
9/15/1963.....	at San Francisco (30,781).....	W, 24-20.....	Norm Van Brocklin.....	Fran Tarkenton.....	5-8-1
9/13/1964.....	vs. Baltimore Colts (35,563).....	W, 34-24.....	Norm Van Brocklin.....	Fran Tarkenton.....	8-5-1
9/19/1965.....	at Baltimore Colts (56,562).....	L, 16-35.....	Norm Van Brocklin.....	Fran Tarkenton.....	7-7
9/11/1966.....	at San Francisco (29,312).....	T, 20-20.....	Norm Van Brocklin.....	Fran Tarkenton.....	4-9-1
9/17/1967.....	vs. San Francisco (39,638).....	L, 21-27.....	Bud Grant.....	Ron VanderKelen.....	3-8-3
9/14/1968.....	vs. Atlanta (45,563).....	W, 47-7.....	Bud Grant.....	Joe Kapp.....	8-6-6F
9/21/1969.....	at NY Giants (62,900).....	L, 23-24.....	Bud Grant.....	Gary Cuozzo.....	12-24F
9/20/1970.....	vs. Kansas City (47,900).....	W, 27-10.....	Bud Grant.....	Gary Cuozzo.....	12-24F
9/20/1971.....	at Detroit (54,418).....	W, 16-13.....	Bud Grant.....	Gary Cuozzo.....	11-34F
9/18/1972.....	vs. Washington (47,900).....	L, 21-24.....	Bud Grant.....	Fran Tarkenton.....	7-7
9/16/1973.....	vs. Oakland (46,619).....	W, 24-16.....	Bud Grant.....	Fran Tarkenton.....	12-24F
9/15/1974.....	at Green Bay (56,312).....	W, 32-17.....	Bud Grant.....	Fran Tarkenton.....	10-44F
9/21/1975.....	vs. San Francisco (48,418).....	W, 27-17.....	Bud Grant.....	Fran Tarkenton.....	12-24F
9/12/1976.....	at New Orleans (58,156).....	W, 40-9.....	Bud Grant.....	Fran Tarkenton.....	11-2-14F
9/18/1977.....	vs. Dallas (47,678).....	L, 10-16 (OT).....	Bud Grant.....	Fran Tarkenton.....	9-5-16F
9/3/1978.....	at New Orleans (54,187).....	L, 24-31.....	Bud Grant.....	Fran Tarkenton.....	8-7-14F
9/2/1979.....	vs. San Francisco (46,539).....	W, 28-22.....	Bud Grant.....	Tommy Kramer.....	7-9
9/7/1980.....	vs. Atlanta (44,733).....	W, 24-23.....	Bud Grant.....	Tommy Kramer.....	9-74F
9/5/1981.....	at Tampa Bay (66,287).....	L, 13-21.....	Bud Grant.....	Steve Dils.....	7-9
9/12/1982.....	vs. Tampa Bay (58,440).....	W, 17-10.....	Bud Grant.....	Tommy Kramer.....	5-44
9/4/1983.....	at Cleveland (70,087).....	W, 27-21.....	Bud Grant.....	Tommy Kramer.....	3-13
9/12/1984.....	vs. San Diego (57,276).....	L, 13-42.....	Les Steckel.....	Tommy Kramer.....	3-13
9/8/1985.....	vs. San Francisco (57,375).....	W, 28-21.....	Bud Grant.....	Tommy Kramer.....	7-9
9/7/1986.....	vs. Detroit (54,851).....	L, 10-13.....	Jerry Burns.....	Tommy Kramer.....	9-7
9/13/1987.....	vs. Detroit (57,061).....	W, 34-19.....	Jerry Burns.....	Wade Wilson.....	8-74
9/4/1988.....	at Buffalo (76,783).....	L, 10-13.....	Jerry Burns.....	Wade Wilson.....	11-54
9/10/1989.....	vs. Houston (54,015).....	W, 38-7.....	Jerry Burns.....	Wade Wilson.....	10-64F
9/9/1990.....	at Kansas City (68,363).....	L, 21-24.....	Jerry Burns.....	Wade Wilson.....	6-10
9/1/1991.....	at Chicago (64,112).....	L, 6-10.....	Jerry Burns.....	Wade Wilson.....	8-8
9/6/1992.....	at Green Bay (58,617).....	W, 23-20 (OT).....	Dennis Green.....	Rich Gannon.....	11-54F
9/5/1993.....	at LA Raiders (44,120).....	L, 7-24.....	Dennis Green.....	Jim McMahon.....	9-74
9/4/1994.....	at Green Bay (59,487).....	L, 10-16.....	Dennis Green.....	Warren Moon.....	10-64F
9/3/1995.....	at Chicago (63,036).....	L, 14-31.....	Dennis Green.....	Warren Moon.....	8-8
9/1/1996.....	vs. Detroit (52,972).....	W, 17-13.....	Dennis Green.....	Warren Moon.....	9-74
8/31/1997.....	at Buffalo (79,139).....	W, 34-13.....	Dennis Green.....	Brad Johnson.....	9-74
9/6/1998.....	vs. Tampa Bay (62,538).....	W, 31-7.....	Dennis Green.....	Brad Johnson.....	15-14F
9/12/1999.....	at Atlanta (69,555).....	W, 17-14.....	Dennis Green.....	Randall Cunningham.....	10-64
9/3/2000.....	vs. Chicago (64,104).....	W, 30-27.....	Dennis Green.....	Daunte Culpepper.....	11-54F
9/9/2001.....	vs. Carolina (64,108).....	L, 13-24.....	Dennis Green.....	Daunte Culpepper.....	5-11
9/8/2002.....	at Chicago (63,226) *.....	L, 23-27.....	Mike Tice.....	Daunte Culpepper.....	6-10
9/7/2003.....	at Green Bay (70,505).....	W, 30-25.....	Mike Tice.....	Daunte Culpepper.....	9-7
9/12/2004.....	vs. Dallas (64,105).....	W, 35-17.....	Mike Tice.....	Daunte Culpepper.....	8-84
9/11/2005.....	vs. Tampa Bay (63,939).....	L, 13-24.....	Mike Tice.....	Daunte Culpepper.....	9-7
9/11/2006.....	at Washington (90,608).....	W, 19-16.....	Brad Childress.....	Brad Johnson.....	6-10
9/9/2007.....	vs. Atlanta (62,815).....	W, 24-3.....	Brad Childress.....	Tarvaris Jackson.....	8-8
9/8/2008.....	at Green Bay (71,004).....	L, 19-24.....	Brad Childress.....	Tarvaris Jackson.....	10-64F
9/13/2009.....	at Cleveland (70,560).....	W, 34-20.....	Brad Childress.....	Brett Favre.....	12-44F
9/9/2010.....	at New Orleans (70,051).....	L, 9-14.....	Brad Childress.....	Brett Favre.....	6-10
9/11/2011.....	at San Diego (66,716).....	L, 17-24.....	Leslie Frazier.....	Donovan McNabb.....	3-13
9/9/2012.....	vs. Jacksonville (56,607).....	W, 26-23 (OT).....	Leslie Frazier.....	Christian Ponder.....	10-64
9/8/2013.....	at Detroit (62,461).....	L, 24-34.....	Leslie Frazier.....	Christian Ponder.....	5-10-1
9/7/2014.....	at St. Louis (55,919).....	W, 34-6.....	Mike Zimmer.....	Matt Cassel.....	7-9
9/14/2015.....	at San Francisco (70,499).....	L, 3-20.....	Mike Zimmer.....	Teddy Bridgewater.....	11-54F
9/11/2016.....	at Tennessee (63,816).....	W, 25-16.....	Mike Zimmer.....	Shaun Hill.....	8-8
9/11/2017.....	vs. New Orleans (66,606).....	W, 29-19.....	Mike Zimmer.....	Sam Bradford.....	13-34F
9/9/2018.....	vs. San Francisco (66,673).....	W, 24-16.....	Mike Zimmer.....	Kirk Cousins.....	8-74

* at Champaign, IL # qualified for playoffs F won division

VIKINGS OPENING DAY HIGHS

PASSING YARDS

395.....	Tommy Kramer.....	vs. Atl., 9/7/80
361.....	Steve Dils.....	at T.B., 9/5/81
346.....	Sam Bradford.....	vs. N.O., 9/11/17

PASSING TDs

5.....	Daunte Culpepper.....	vs. Dal., 9/12/04
4.....	Tommy Kramer.....	vs. S.F., 9/2/79
4.....	Fran Tarkenton.....	vs. Chi., 9/17/61

RUSHING YARDS

189.....	Adrian Peterson.....	at Cle., 9/13/09
160.....	Robert Smith.....	at Buf., 8/31/97
140.....	Terry Allen.....	at K.C., 9/9/90

RUSHING TDs

3.....	Adrian Peterson.....	at Cle., 9/13/09
3.....	Daunte Culpepper.....	vs. Chi., 9/3/00

LONGEST RUNS

78T.....	Robert Smith.....	at Buf., 8/31/97
78T.....	Adrian Peterson.....	at Det., 9/8/13
73T.....	Dave Osborn.....	vs. S.F., 9/17/67

RECEIVING YARDS

160.....	Ahmad Rashad.....	vs. Atl., 9/7/80
157.....	Adam Thielen.....	vs. N.O., 9/11/17
152.....	Gene Washington.....	at NYG, 9/21/69
152.....	Ahmad Rashad.....	vs. S.F., 9/2/79

RECEIVING TDs

4.....	Ahmad Rashad.....	vs. S.F., 9/2/79
2.....	Rickey Young.....	at N.O., 9/3/78
2.....	Herschel Walker.....	at K.C., 9/9/90
2.....	Stefon Diggs.....	vs. N.O., 9/11/17

PASS RECEPTIONS

12.....	Rickey Young.....	at N.O., 9/3/78
12.....	Ted Brown.....	at T.B., 9/5/81
11.....	Ahmad Rashad.....	vs. Atl., 9/7/80

LONGEST RECEPTIONS

73T.....	Anthony Carter.....	vs. Det., 9/13/87
66.....	Randy Moss.....	vs. Chi., 9/3/00
63T.....	Onterio Smith.....	vs. Dal., 9/12/04

COMBINED NET YARDS

200.....	Herschel Walker.....	at K.C., 9/9/90
193.....	Adrian Peterson.....	at Cle., 9/13/09
193T.....	Terry Allen.....	at K.C., 9/9/90

QB SACKS

3.0.....	Keith Millard.....	vs. Hou., 9/10/89
2.0.....	Brian Robison.....	vs. Atl., 9/9/07
2.0.....	John Randle.....	at Buf., 8/31/97
2.0.....	Everson Griffen.....	at Stl., 9/7/14

TOTAL TACKLES

21.....	Ed McDaniel.....	at G.B., 9/4/94
16.....	Jeff Siemon.....	at N.O., 9/3/78
16.....	Husain Abdullah.....	at S.D., 9/11/11

INTERCEPTIONS

2.....	Larry Vargo.....	at Bal., 9/19/65
2.....	Paul Krause.....	vs. Was., 9/18/72
2.....	Jeff Siemon.....	vs. Was., 9/18/72

LONGEST INTERCEPTION RETURNS

88T.....	Darren Sharper.....	vs. Stl., 9/11/05
81T.....	Harrison Smith.....	at Stl., 9/7/14
77.....	Brian Williams.....	at G.B., 9/7/03
77T.....	Eric Kendricks.....	at Tenn., 9/11/16

LONGEST KICKOFF RETURNS

103T.....	Percy Harvin.....	at S.D., 9/11/11
71.....	Clinton Jones.....	at NYG, 9/21/69
61.....	Cordarrelle Patterson.....	at Tenn., 9/11/16

LONGEST PUNT RETURNS

36.....	Darius Reynaud.....	at Cle., 9/13/09
29.....	Leonard Moore.....	at N.O., 9/12/76
27.....	Mewelde Moore.....	at Was., 9/11/06

LONGEST FIELD GOALS

55.....	Blair Walsh.....	vs. Jax., 9/9/12
53.....	Paul Edinger.....	vs. T.B., 9/11/05
52.....	Jan Stenerud.....	vs. S.D., 9/2/84
52.....	Blair Walsh.....	at Det., 9/8/13
52.....	Blair Walsh.....	at Stl., 9/7/14

LONGEST PUNTS

77.....	Mike Mercer.....	at G.B., 9/16/62
65.....	Randall Cunningham.....	at Buf., 8/31/97

NFL TEAMS OF THE DECADES

****All-Decade Teams chosen by the Pro Football Hall of Fame****

1970s ALL-DECADE TEAM

OFFENSE

WR - Harold Carmichael
WR - Drew Pearson
WR - Lynn Swann
WR - Paul Warfield
TE - Dave Casper
TE - Charlie Sanders
T - Dan Dierdorf
T - Art Shell
T - Rayfield Wright

T - RON YARBY

G - Joe DeLamielleure
G - John Hannah
G - Larry Little
G - Gene Upshaw
C - Jim Langer
C - Mike Webster
QB - Terry Bradshaw
QB - Ken Stabler
QB - Roger Staubach
RB - Earl Campbell
RB - Franco Harris
RB - Walter Payton
RB - O.J. Simpson
K - Garo Yepremian
K - Jim Bakken

DEFENSE

DE - CARL ELLER

DE - L.C. Greenwood
DE - Harvey Martin
DE - Jack Youngblood
DT - Joe Greene
DT - Bob Lilly
DT - Merlin Olsen

DT - ALAN PAGE

LB - Bobby Bell
LB - Robert Brazile
LB - Dick Butkus
LB - Jack Ham
LB - Ted Hendricks
LB - Jack Lambert
CB - Willie Brown
CB - Jimmy Johnson
CB - Roger Wehrli
CB - Louis Wright
S - Dick Anderson
S - Cliff Harris
S - Ken Houston
S - Larry Wilson

SPECIALISTS

P - Ray Guy

1980s ALL-DECADE TEAM

OFFENSE

WR - Jerry Rice
WR - Steve Largent
WR - James Lofton
WR - Art Monk
TE - Kellen Winslow
TE - Ozzie Newsome
T - Anthony Munoz
T - Jim Covert

T - GARY ZIMMERMAN

G - Joe Jacoby
G - John Hannah
G - Russ Grimm
G - Bill Fralic
G - Mike Munchak
C - Dwight Stephenson
C - Mike Webster
QB - Joe Montana
QB - Dan Fouts
RB - Walter Payton
RB - Eric Dickerson
RB - Roger Craig
RB - John Riggins

DEFENSE

DE - Reggie White
DE - Howie Long
DE - Lee Roy Selmon
DE - Bruce Smith
DT - Randy White
DT - Dan Hampton
DT - Dave Butz

DT - KEITH MILLARD

LB - Mike Singletary
LB - Lawrence Taylor
LB - Ted Hendricks
LB - Jack Lambert
LB - Andre Tippett
LB - John Anderson
LB - Carl Banks
CB - Mike Haynes
CB - Mel Blount
CB - Frank Minnifield
CB - Lester Hayes
S - Ronnie Lott
S - Kenny Easley
S - Deron Cherry

S - JOEY BROWNER

S - Nolan Cromwell

SPECIALISTS

P - Sean Landeta
P - Reggie Roby
K - Morten Andersen
K - Gary Anderson
K - Eddie Murray
PR - Billy Johnson
PR - John Taylor
KR - Mike Nelms
KR - Rick Upchurch

1990s ALL-DECADE TEAM

OFFENSE

WR - CRIS CARTER
WR - Jerry Rice
WR - Tim Brown
WR - Michael Irvin
TE - Shannon Sharpe
TE - Ben Coates
T - William Roaf

T - GARY ZIMMERMAN

T - Tony Boselli
T - Richmond Webb
G - Bruce Matthews
G - RANDALL McDANIEL
G - Larry Allen
G - Steve Wisniewski
C - Dermontti Dawson
C - Mark Stepnoski
QB - John Elway
QB - Brett Favre
RB - Barry Sanders
RB - Emmitt Smith
RB - Terrell Davis
RB - Thurman Thomas

DEFENSE

DE - Bruce Smith
DE - Reggie White
DE - CHRIS DOLEMAN
DE - Neil Smith
DT - Cortez Kennedy
DT - JOHN RANDLE

DT - JOHN RANDLE

DT - Warren Sapp
DT - Bryant Young
LB - Kevin Greene
LB - Junior Seau
LB - Derrick Thomas
LB - Cornelius Bennett
LB - Hardy Nickerson
LB - Levon Kirkland
CB - Deion Sanders
CB - Rod Woodson
CB - Darrell Green
CB - Aeneas Williams
S - Steve Atwater
S - LeRoy Butler
S - Carnell Lake
S - Ronnie Lott

SPECIALISTS

P - Darren Bennett
P - Sean Landeta
K - Morten Andersen
K - GARY ANDERSON
PR - Deion Sanders
PR - Dante Hall
KR - Michael Bates
KR - Mel Gray

2000s ALL-DECADE TEAM

OFFENSE

WR - RANDY MOSS
WR - Marvin Harrison
WR - Torrey Holt
WR - Terrell Owens
TE - Tony Gonzalez
TE - Antonio Gates
T - Walter Jones
T - Jonathan Ogden
T - Orlando Pace
T - Willie Roaf
G - Alan Faneca

G - STEVE HUTCHINSON

G - Larry Allen
G - Will Shields
C - Kevin Mawae
C - Olin Kreutz
QB - Tom Brady
QB - Peyton Manning
RB - LaDainian Tomlinson
RB - Edgerrin James
RB - Shaun Alexander
RB - Jamal Lewis
FB - Lorenzo Neal

DEFENSE

DE - Dwight Freeney
DE - Michael Strahan
DE - Julius Peppers
DE - Jason Taylor
DT - Warren Sapp
DT - Richard Seymour
DT - La'Roi Glover

DT - KEVIN WILLIAMS

LB - Derrick Brooks
LB - Ray Lewis
LB - Brian Urlacher
LB - Joey Porter
LB - Zach Thomas
LB - DeMarcus Ware
CB - Champ Bailey
CB - Charles Woodson
CB - Ronde Barber
CB - Ty Law
S - Darren Sharper
S - Ed Reed
S - Brian Dawkins
S - Troy Polamalu

SPECIALISTS

P - Shane Lechler
P - Brian Moorman
K - Adam Vinatieri
K - David Akers
PR - Dante Hall
PR - Devin Hester
KR - Josh Cribbs
KR - Dante Hall

PLAYOFF RECORDS

VIKINGS ALL-TIME PLAYOFF LEADERS

PASSING (MINIMUM 100 ATTEMPTS)

Player	G	Att.	Cmp.	Pct.	Yds.	TD	Lg	Int	Rtg
1. Cunningham, R. (1997-99)	5	151	79	52.3	1,036	9	66t	3	85.9
2. Kapp, Joe (1967-69)	4	101	61	60.3	835	3	28	3	84.4
3. Culpepper, D. (1999-05)	4	134	73	54.5	980	8	68t	5	82.3
4. Wilson, Wade (1981-91)	6	185	99	53.5	1,322	7	63	6	75.6
5. Tarkenton, Fran. (1961-66, 72-78)	11	292	149	51.0	1,803	11	57	17	58.6

RUSHING

Player	G	Att.	Yds.	Avg.	Lg	TD
1. Foreman, Chuck (1973-79)	13	229	860	3.8	62	7
2. Smith, Robert (1993-00)	9	145	590	4.1	27	1
3. Peterson, Adrian (2007-16)	5	116	412	3.6	40t	5
4. Osborn, Dave (1965-75)	13	109	380	3.5	22	5
5. Reed, Oscar (1968-74)	9	56	229	4.1	46	0
6. Nelson, Darrin (1982-89, '91-92)	7	46	170	3.7	14	0
7. Brown, Ted (1979-86)	3	42	160	3.8	18t	3
8. Kapp, Joe (1967-69)	4	27	160	5.9	19	2
9. Hoard, Leroy (1966-99)	6	41	155	3.8	12	4
10. Brown, Bill (1962-74)	12	42	139	3.3	19	1

RECEIVING

Player	G	No.	Yds.	Avg.	Lg	TD
1. Carter, Cris (1990-01)	12	60	842	14.0	66t	8
2. Foreman, Chuck (1973-79)	13	45	447	9.9	57	0
3. Carter, Anthony (1985-93)	8	37	644	17.4	63	1
4. Moss, Randy (1998-04)	8	35	723	20.7	68t	9
5. Voigt, Stu (1970-80)	14	30	362	12.1	28	3
6. Jordan, Steve (1982-94)	11	26	343	13.2	36	1
7. Henderson, John (1968-72)	6	23	309	13.4	46	0
8. Reed, Jake (1991-99, '01)	7	21	353	16.8	53	2
9t. Rashad, Ahmad (1976-82)	7	20	278	13.9	35	1
9t. Smith, Robert (1993-00)	9	20	153	7.7	32	1

PUNTING (MINIMUM 20 PUNTS)

Player	G	No.	Avg.	Lg	Blk
1. Kluge, Chris (2005-12)	4	22	45.2	61	0
2. Berger, Mitch (1996-01)	9	41	40.1	63	0
3. Clabo, Neil (1975-77)	4	41	38.6	52	0
4. Coleman, Greg (1978-87)	4	20	38.3	46	1
5. Eischeid, Mike (1972-74)	6	31	38.1	52	1

INTERCEPTIONS

Player	G	No.	Yds.	Avg.	Lg	TD
1. Bryant, Bobby (1967-80)	14	6	80	13.3	63t	1
2t. Browner, Joey (1983-91)	6	3	40	13.3	26	0
2t. Wright, Jeff (1971-77)	12	3	34	11.3	18	0
2t. Wright, Nate (1971-80)	12	3	26	8.7	26	0
2t. Turner, John (1979-83, 85, 87)	4	3	25	8.3	17	0
2t. Krause, Paul (1968-79)	19	3	14	4.7	14	0
2t. Griffith, Robert (1994-01)	8	3	46	15.3	31	0
8t. Rutland, Reggie (1987-92)	6	2	45	22.5	45t	1
8t. Hilgenberg, Wally (1968-79)	19	2	0	0.0	0	0
8t. Tate, Robert (1997-01)	5	2	5	2.5	4	0

PUNT RETURNS (MINIMUM 10 RETURNS)

Player	G	No.	Yds.	Avg.	Lg	TD
1. Carter, Anthony (1985-93)	8	17	259	15.2	84t	1

KICKOFF RETURNS (MINIMUM 10 RETURNS)

Player	G	No.	Yards	Avg.	Lg	TD
1. Palmer, David (1994-00)	6	22	517	23.5	51	0
2. West, Charlie (1968-73)	8	18	387	21.5	51	0
3. Nelson, Darrin (1982-89, 91-92)	8	11	233	21.2	34	0

SCORING

Player	G	TD	PAT	FG	2pt	Tot
1. Cox, Fred (1963-77)	19	--	38	11	--	71
2. Moss, Randy (1998-04)	8	9	--	--	--	54
3. Carter, Cris (1990-01)	12	8	--	--	--	1 50
4. Anderson, Gary (1998-02)	6	--	17	9	--	44
5. Nelson, Chuck (1986-88)	5	--	13	10	--	43
6. Foreman, Chuck (1973-79)	13	6	--	--	--	36
7t. White, Sammy (1976-86)	9	5	--	--	--	30
7t. Gilliam, John (1972-75)	7	5	--	--	--	30
7t. Osborn, Dave (1965-75)	14	5	--	--	--	30
7t. Hoard, Leroy (1966-99)	7	5	--	--	--	30
7t. Peterson, Adrian (2007-16)	5	5	--	--	--	30

FIELD GOALS (MINIMUM 10 MADE)

Player	G	Att.	Made	Pct.	Lg
1. Nelson, Chuck (1986-88)	5	11	10	.909	47
2. Cox, Fred (1963-77)	19	18	11	.611	44

BIG DAYS/PLAYOFFS

100 YARDS RUSHING

140	Robert Smith vs. Dal., 1/9/00
124	Robert Smith vs. Ari., 1/10/99
122	Adrian Peterson @ N.O., 1/24/10
118	Chuck Foreman vs. LA Rams, 12/26/76
114	Chuck Foreman vs. Stl., 12/21/74
108	Dave Osborn vs. Cle., 1/4/70
105	Chuck Foreman vs. Was., 12/18/76
101	Brent McClanahan vs. Was., 12/18/76
101	Chuck Foreman @ LA Rams, 12/26/77

250 YARDS PASSING

424	Jeff George @ Stl., 1/16/00
331	Randall Cunningham @ S.F., 1/3/98
318	Case Keenum vs. N.O., 1/14/18
316	Daunte Culpepper @ Phil., 1/16/05
310	Brett Favre @ N.O., 1/24/10
302	Daunte Culpepper vs. N.O., 1/6/01
298	Wade Wilson @ S.F., 1/9/88
292	Warren Moon vs. Chi., 1/1/95
287	Joe Kapp @ Balt., 12/22/68
284	Daunte Culpepper @ G.B., 1/9/05
271	Case Keenum @ Phil., 1/21/18
266	Randall Cunningham vs. Atl., 1/17/99
255	Wade Wilson @ S.F., 1/1/89
253	Tommy Kramer vs. Atl., 1/9/83
253	Wade Wilson vs. LA Rams, 12/26/88
252	Tommy Kramer @ Was., 1/15/83

100 YARDS RECEIVING

227	Anthony Carter @ S.F., 1/9/88
188	Randy Moss @ Stl., 1/16/00
159	Amp Lee vs. Chi., 1/1/95
149	Steve Jordan @ S.F., 1/6/90
141	Sidney Rice vs. Dal., 1/17/10
137	Stefon Diggs vs. N.O., 1/14/18
127	Randy Moss vs. Dal., 1/9/00
121	Randy Moss vs. N.O., 1/6/01
120	Gene Washington vs. Cle., 1/4/70
120	Cris Carter vs. N.O., 1/6/01
119	Marcus Robinson @ Phil., 1/19/05
114	Jake Reed @ S.F., 1/3/98
111	John Henderson vs. K.C., 1/11/70
111	Cris Carter @ Stl., 1/16/00
102	Anthony Carter vs. LA Rams, 12/26/88
102	Bernard Berrian @ N.O., 1/24/10

BOLD - Active in 2018 for Vikings

INDIVIDUAL PLAYOFF RECORDS

COACHES

Playoff Seasons

- 12 Bud Grant, 1968-71, 73-78, 80, 82
 - 8 Dennis Green, 1992-94, 96-00
 - 3 Jerry Burns, 1987-89
 - 2 Brad Childress, 2008-09
 - 2 Mike Zimmer, 2015, '17
- ### Consecutive Playoff Seasons
- 6 Bud Grant, 1973-78
 - 5 Dennis Green, 1996-00
 - 4 Bud Grant, 1968-71
 - 3 Dennis Green, 1992-94
 - 3 Jerry Burns, 1987-89
 - 2 Brad Childress, 2008-09

SERVICE

Most Seasons

- 11 Ron Yary, 1968-71, 1973-78, 80
- 10 Carl Eller, 1968-71, 1973-78
- 10 Wally Hilgenberg, 1968-71, 1973-78
- 10 Paul Krause, 1968-71, 1973-78
- 10 Jim Marshall, 1968-71, 1973-78
- 10 Mick Tingelhoff, 1968-71, 1973-78

Most Games Played

- 20 Ron Yary, 1968-81
- 19 Carl Eller, 1964-78
- 19 Wally Hilgenberg, 1968-79
- 19 Paul Krause, 1968-79
- 19 Jim Marshall, 1968-79
- 19 Mick Tingelhoff, 1968-78

Most Consecutive Games Played

- 20 Ron Yary, 1968-80
- 19 Wally Hilgenberg, 1968-78
- 19 Jim Marshall, 1968-78
- 19 Mick Tingelhoff, 1968-78
- 18 Carl Eller, 1968-78
- 18 Paul Krause, 1968-78

Most Games Started

- 19 Jim Marshall, 1968-79
 - 19 Mick Tingelhoff, 1968-78
 - 19 Carl Eller, 1968-78
 - 19 Paul Krause, 1968-79
- ### Most Consecutive Games Started
- 19 Carl Eller, 1968-78
 - 19 Jim Marshall, 1968-79
 - 19 Mick Tingelhoff, 1968-78
 - 19 Paul Krause, 1968-79

SCORING

Total Points

- 18 Adrian Peterson @ N.O., 1/24/10
- 18 Sidney Rice vs. Dal., 1/17/10
- 18 Leroy Hoard vs. Ari., 1/10/99
- 18 Chuck Nelson @ S.F., 1/9/88

Touchdowns

- 3 Adrian Peterson @ N.O., 1/24/10
- 3 Sidney Rice vs. Dal., 1/17/10
- 3 Leroy Hoard vs. Ari., 1/10/99

Field Goals Made

- 5 Chuck Nelson @ S.F., 1/9/88
- 3 Rick Danneier vs. Atl., 1/9/83
- 3 Chuck Nelson @ N.O., 1/3/88
- 5 Eddie Murray @ NYG, 12/27/97
- 3 Blair Walsh vs. Sea., 1/10/16

Longest Field Goal

- 52 Fuad Reviez @ NYG, 1/9/94

Field Goals Attempted

- 5 Chuck Nelson @ S.F., 1/9/88 (5 FG)

Extra Points Attempted-Made

- 5-5 Fred Cox vs. Wash., 12/18/76
- 5-5 Chuck Nelson @ N.O., 1/3/88
- 5-5 Gary Anderson vs. Ari., 1/10/99

RUSHING

Yards

- 140 Robert Smith vs. Dal., 1/9/00
- 124 Robert Smith vs. Ari., 1/10/99
- 122 Adrian Peterson @ N.O., 1/24/10

Rushing Attempts

- 31 Chuck Foreman @ S.F., 12/26/77

Touchdowns Rushing

- 3 Adrian Peterson @ N.O., 1/24/10
- 2 Dave Osborn vs. LA Rams, 12/27/69
- 2 Chuck Foreman vs. Was., 12/18/76
- 2 Alfred Anderson vs. LA Rams, 12/26/88
- 2 Leroy Hoard vs. Ari., 1/10/99
- 2 Adrian Peterson vs. Phil., 1/4/09

Rushing Average (Min. 10 Attempts)

- 7.9 Chuck Foreman vs. LA Rams, 12/26/76 (15-18)
- 6.5 Robert Smith vs. Ari., 1/10/99 (19-124)
- 6.0 Dave Osborn vs. Cle., 1/4/70 (18-108)

Longest Run

- 62 Chuck Foreman vs. LA Rams, 12/26/76
- 46 Oscar Reed vs. Was., 12/22/73
- 41 Brent McClanahan vs. Was., 1/18/76
- 40t Adrian Peterson vs. Phil., 1/4/09 (td)
- 30t Chuck Foreman vs. Was., 12/18/76 (td)
- 30 Daunte Culpepper vs. N.D., 1/6/01

PASSING

Passing Yards

- 424 Jeff George @ Stl., 1/16/00
- 331 Randall Cunningham @ S.F., 1/3/98
- 318 Case Keenum vs. N.O., 1/14/18
- 316 Daunte Culpepper @ Phil., 1/16/05
- 310 Brett Favre @ N.O., 1/24/10
- 302 Daunte Culpepper vs. N.O., 1/6/01

Pass Attempts

- 52 Warren Moon vs. Chi., 1/1/95
- 48 Randall Cunningham vs. Atl., 1/17/99

Pass Completions

- 29 Warren Moon vs. Chi., 1/1/95
- 29 Randall Cunningham vs. Atl., 1/17/99
- 29 Jeff George @ Stl., 1/16/00

Touchdown Passes

- 4 Jeff George @ Stl., 1/16/00
- 4 Daunte Culpepper @ G.B., 1/9/05
- 4 Brett Favre vs. Dal., 1/17/10
- 3 Fran Tarkenton vs. Was., 12/18/76
- 3 Randall Cunningham @ S.F., 1/3/98
- 3 Randall Cunningham vs. Ari., 1/10/99
- 3 Jeff George vs. Dal., 1/9/00
- 3 Daunte Culpepper vs. N.D., 1/6/01

Passes Had Intercepted

- 5 Tommy Kramer @ Phil., 1/3/81

Completion Percentage

(Min. 15 attempts)

- 72.2 Rich Gannon @ S.F., 1/6/90 (13-18)
- 70.8 Teddy Bridgewater vs. Sea., 1/10/16 (17-24)
- 65.5 Daunte Culpepper @ G.B., 1/9/05 (19-29)

Longest Completion

- 75 Joe Kapp to Gene Washington vs. Cle., 1/4/70, (td)
- 68 Daunte Culpepper to Randy Moss vs. N.O., 1/6/01 (td)
- 68 Daunte Culpepper to Moe Williams, @ G.B., 1/9/05 (td)
- 66 Randall Cunningham to Cris Carter @ S.F., 1/3/98

Most Times Sacked

- 8 Wade Wilson @ Was., 1/17/88

PASS RECEIVING

Receptions

- 11 Amp Lee vs. Chi., 1/1/95
- 11 Jerick McKinnon @ Phil., 1/21/18
- 10 Anthony Carter @ S.F., 1/9/88

Receiving Yards

- 227 Anthony Carter @ S.F., 1/9/88
- 188 Randy Moss @ Stl., 1/16/00

Touchdowns Receiving

- 3 Sidney Rice vs. Dal., 1/17/10
- 2 John Gilliam vs. Was., 12/22/73
- 2 John Gilliam vs. Stl., 12/21/74
- 2 Sammy White vs. Was., 12/18/76
- 2 Cris Carter @ S.F., 1/3/98
- 2 Randy Moss @ Stl., 1/16/00
- 2 Randy Moss vs. N.D., 1/6/01
- 2 Randy Moss @ G.B., 1/9/05

RUSHING-RECEIVING

Yards

- 257 Anthony Carter @ S.F., 1/9/88, (ru-30, re-227)
- 199 Chuck Foreman @ LA Rams, 12/26/77, (ru-118, re-81)
- 198 Robert Smith vs. Dal., 1/9/00, (ru-140, re-58)

COMBINED YARDAGE

Yards

- 278 Anthony Carter @ S.F., 1/9/88 (ru-30, re-227, rt-21)

PUNTING

Punts

- 10 Bucky Scribner @ Was., 1/17/88

Punt Average (Min. 4 punts)

- 50.8 Mitch Berger vs. Atl., 1/17/99 (4-203)

PUNT RETURNS

Punt Returns

- 6 Anthony Carter @ N.O., 1/3/88

Punt Return Yardage

- 143 Anthony Carter @ N.O., 1/3/88

Longest Punt Return

- 84 Anthony Carter @ N.O., 1/3/88 (td)
- 26 Anthony Carter @ Was., 1/17/88

Punt Return Average (3 returns)

- 23.8 Anthony Carter @ N.O., 1/3/88, (6-143)

Fair Catches

- 5 Bobby Bryant vs. S.F., 12/27/70
- 5 Marcus Sherels @ G.B., 1/5/13

KICKOFF RETURNS

Kickoff Returns

- 7 Robert Tate @ Stl., 1/16/00

Kickoff Return Yardage

- 151 Robert Tate @ Stl., 1/16/00

Longest Kickoff Return

- 61 Clinton Jones vs. Dal., 12/25/71
- 58 Robert Smith vs. Chi., 1/1/95

Kickoff Return Average (3 returns)

- 26.5 David Palmer @ NYG, 12/27/97, (4-106)

INTERCEPTIONS

Interceptions

- 2 Bobby Bryant @ Dal., 12/30/73
- 2 Bobby Bryant vs. LA Rams, 12/26/76
- 2 John Turner vs. Atl., 1/9/83
- 2 Joey Browner vs. LA Rams, 12/26/88
- 2 Robert Griffith vs. Ari., 1/10/99

Interception Return Yardage

- 63 Bobby Bryant @ Dal., 12/30/73

Longest Interception Return (All TDs)

- 63 Bobby Bryant @ Dal., 12/30/73
- 45 Reggie Rutland, @ S.F., 1/9/88

FUMBLES

Longest Fumble Return (All TDs)

- 22 Paul Krause vs. S.F., 12/27/70
- 20 Nate Wright vs. Stl., 12/21/74

TACKLES

Career Total (solos and assists)

- 129 Jeff Siemon
- 123 Wally Hilgenberg
- 112 Alan Page

Season Total (solos and assists)

- 34 Jeff Siemon, 1974
- 32 Joey Browner, 1987
- 28 Roy Winston, 1969
- 28 Jeff Siemon, 1976

Game Total (solos and assists)

- 17 Jeff Siemon vs. Oak., 1/9/77
- 16 Wally Hilgenberg vs. Dal., 12/28/75
- 16 Jeff Siemon @ Phil., 1/3/81

SACKS

Career

- 10.5 Carl Eller (1964-78)
- 8.5 Alan Page (1967-78)
- 7.5 Jim Marshall (1961-79)

Season

- 4.0 Ray Edwards, 2009
- 3.0 Bob Lurtsema, 1974
- 3.0 Carl Eller, 1975
- 3.0 Chris Doleman, 1987

Game

- 3.0 Carl Eller vs. Dal., 12/28/75
- 3.0 Ray Edwards vs. Dal., 1/17/10
- 2.0 Carl Eller vs. LA Rams, 12/27/69
- 2.0 Alan Page vs. Dal., 12/25/71
- 2.0 Carl Eller vs. LA Rams, 12/26/76
- 2.0 Jim Marshall @ Dal., 1/1/78
- 2.0 Chris Doleman @ S.F., 1/9/88
- 2.0 Jason Fisk vs. Atl., 1/17/99
- 2.0 Jared Allen vs. Phil., 1/4/09

TEAM PLAYOFF RECORDS

SCORING

Most Points

44 @ N.O., 1/3/88, 44-10 W

Fewest Points

0 @ NYG, 1/14/01, 0-41 L

Opponent/Most Points

49 @ Stl., 1/16/00, 37-49 L

Opponent/Fewest Points

3 Dal., 1/27/10, 34-3 W

Most Decisive Win

34 @ N.O., 1/3/88, 44-10

Most Decisive Loss

41 @ NYG, 1/14/01, 0-41

Most Points Combined

86 @ Stl., 1/16/00, 37-49 L

62 vs. Ari., 1/10/99, 41-21 W

Most Points Overcome To Win Game

16 @ NYG, 12/27/97, 23-22 W

10 vs. LA Rams, 12/27/69, 23-20 W

8 vs. Atl., 1/9/83, 30-24 W



Vikings LB Jeff Siemon (50) holds the club's career playoff tackles record with 129 and in a game with 17.

FIRST DOWNS

Most First Downs

31 @ N.O., 1/24/10

28 @ N.O., 1/3/88

Fewest First Downs

9 vs. Pit., 1/12/75

9 @ NYG, 1/14/01

Most First Downs, Opponent

31 @ S.F., 1/3/98

31 @ NYG, 1/14/01

Fewest First Downs, Opponent

9 @ Dal., 12/30/73

9 @ N.O., 1/3/88

9 @ NYG, 1/14/01

Most First Downs, Rushing

14 @ Dal., 12/30/73

14 @ N.O., 1/3/88

Most First Downs, Rushing, Opponent

16 @ Dal., 12/28/96

Most First Downs, Passing

20 @ Stl., 1/16/00

19 vs. Atl., 1/17/99

Most First Downs, Passing, Opponent

19 @ NYG, 1/14/01

Most First Downs, Penalty

5 vs. N.O., 1/14/18

4 vs. Atl., 1/9/83

4 @ N.O., 1/24/10

4 vs. Sea., 1/10/16

Most First Downs, Penalty, Opponent

5 @ S.F., 1/3/98

5 vs. Ari., 1/10/99

Fewest First Downs, Rushing

2 vs. K.C., 1/11/70

2 vs. Oak., 1/9/77

2 @ LA Rams, 12/31/78

2 @ S.F., 1/3/98

2 @ NYG, 1/14/01

Fewest First Downs, Rushing, Opponent

0 @ N.O., 1/3/88

Fewest First Downs, Passing

4 vs. Pit., 1/12/75

4 @ LA Rams, 12/26/77

4 vs. Was., 1/2/93

Fewest First Downs, Passing, Opponent

4 vs. Mia., 1/13/74

4 @ Was., 1/17/88

TOTAL YARDS

Most Net Yards Gained

476 @ Stl., 1/16/00

475 @ N.O., 1/24/10

429 vs. N.O., 1/6/01

Fewest Net Yards Gained

114 @ NYG, 1/14/01

123 vs. Pit., 1/12/75

Most Net Yards Gained, Opponent

518 @ NYG, 1/14/01

Fewest Net Yards Gained, Opponent

149 @ N.O., 1/3/88

RUSHING

Most Yards Rushing

222 vs. Cle., 1/4/70

210 @ N.O., 1/3/88

Fewest Yards Rushing

21 vs. Pit., 1/12/75

Most Yards Rushing, Opponent

255 @ Dal., 12/28/96

Fewest Yards Rushing, Opponent

31 @ Stl., 1/16/00

50 @ Bal., 12/22/68

PASSING

Most Net Yards Passing

389 @ Stl., 1/16/00

340 vs. Chi., 1/1/95

Fewest Net Yards Passing

45 @ LA Rams, 12/26/77

Most Net Yards Passing, Opponent

380 @ NYG, 1/14/01

Fewest Net Yards Passing, Opponent

63 @ Dal., 12/30/73

63 vs. Mia., 1/13/74

Most Pass Attempts

61 vs. Chi., 1/1/95

50 @ Stl., 1/16/00

Fewest Pass Attempts

10 @ LA Rams, 12/26/77

13 vs. Cle., 1/4/70

Most Pass Attempts, Opponent

48 vs. N.O., 1/6/01

45 vs. LA Rams, 12/26/88

Fewest Pass Attempts, Opponent

7 vs. Mia., 1/13/74

Most Pass Completions

33 vs. Chi., 1/1/95

29 vs. Atl., 1/17/99

29 @ Stl., 1/16/00

Fewest Pass Completions

5 @ LA Rams, 12/26/77

6 vs. Was., 1/2/93

Most Completions, Opponent

30 vs. N.O., 1/6/01

29 @ NYG, 1/14/01

Fewest Completions, Opponent

6 vs. Mia., 1/13/74

Most QB Sacks

6 vs. Dal., 1/17/10

Most QB Sacks, Opponent

8 @ Was., 1/17/88

INTERCEPTIONS

Most Passes Intercepted

4 @ Dal., 12/30/73

4 @ N.O., 1/3/88

4 @ C.B., 1/9/05

Most Passes Intercepted, Opponent

5 @ Phi., 1/3/81

PENALTIES

Most Penalties

11 vs. Chi., 1/1/95

Fewest Penalties

1 vs. S.F., 12/27/70

Most Penalties, Opponent

13 vs. Ari., 1/10/99

Fewest Penalties, Opponent

0 vs. Was., 12/22/73

Most Yards Penalized

108 @ Phi., 1/16/05

Fewest Yards Penalized

5 vs. S.F., 12/27/70

Most Yards Penalized, Opponent

107 vs. Pit., 1/12/75

PUNTING

Most Punts

10 @ Was., 1/17/88

Fewest Punts

1 vs. Ari., 1/10/99

Most Punts, Opponent

8 vs. S.F., 12/27/70

8 @ Dal., 1/1/78

8 @ Was., 1/17/88

8 @ G.B., 1/5/13

Fewest Punts, Opponent

1 @ Dal., 12/28/96

1 @ NYG, 1/14/01

Highest Average (4 Punts)

50.8 vs. Atl., 1/17/99

Highest Average (4 Punts), Opponent

51.3 @ N.O., 1/24/10

PUNT RETURNS

Most Punt Returns

6 @ N.O., 1/3/88

Most Punt Return Yards

143 @ N.O., 1/3/88

Most Punt Returns, Opponent

7 vs. LA Rams, 12/26/76

Most Punt Return Yards, Opponent

109 vs. Phi., 1/4/09

KICKOFF RETURNS

Most Kickoff Returns

8 @ Dal., 12/28/96

8 @ Stl., 1/16/00

8 @ NYG, 1/14/01

Most Kickoff Return Yards

174 @ Stl., 1/16/00

Most Kickoff Returns, Opponent

8 @ Was., 1/9/88

Most Kickoff Return Yards, Opponent

183 @ N.O., 1/24/10

FUMBLES

Most Fumbles

6 @ N.O., 1/24/10

Most Fumbles Lost

4 @ Dal., 12/28/96

Most Fumbles, Opponent

5 vs. S.F., 12/27/70

Most Fumbles Lost, Opponent

3 vs. S.F., 12/27/70

3 vs. LA Rams, 12/29/74



The Vikings defense keyed a 44-10 win at New Orleans in the 1987 NFC Wild Card round.

PLAYOFF RESULTS

1968 (8-6 regular season, NFL Central Champions)

Western Conference Championship
at Baltimore (60,238)12/22/68..... 14-24 L

1969 (12-2 regular season, NFL Central Champions)

Western Conference Championship
vs. L.A. Rams (47,900)12/27/69..... 23-20 W
NFL Championship
vs. Cleveland (47,900)1/4/70..... 27-7 W
Super Bowl IV (New Orleans, LA)
vs. Kansas City (80,562)1/11/70..... 7-23 L

1970 (12-2 regular season, NFC Central Champions)

NFC Divisional Playoffs
vs. San Francisco (46,050)12/27/70..... 14-17 L

1971 (11-3 regular season, NFC Central Champions)

NFC Divisional Playoffs
vs. Dallas (49,100)12/25/71..... 12-20 L

1973 (12-2 regular season, NFC Central Champions)

NFC Divisional Playoffs
vs. Washington (46,409)12/22/73..... 27-20 W
NFL Championship Game
at Dallas (60,272)12/30/73..... 27-10 W
Super Bowl VIII (Houston, TX)
vs. Miami (68,142)1/13/74..... 7-24 L

1974 (10-4 regular season, NFC Central Champions)

NFC Divisional Playoffs
vs. St. Louis (44,626)12/21/74..... 30-14 W
NFL Championship Game
vs. L.A. Rams (47,404)12/29/74..... 14-10 W
Super Bowl IX (New Orleans, LA)
vs. Pittsburgh (80,997)1/12/75..... 6-16 L

1975 (12-2 regular season, NFC Central Champions)

NFC Divisional Playoffs
vs. Dallas (46,425)12/28/75..... 14-17 L

1976 (11-2-1 regular season, NFC Central Champions)

NFC Divisional Playoffs
vs. Washington (47,221)12/18/76..... 35-20 W
NFL Championship Game
vs. L.A. Rams (47,191)12/26/76..... 24-13 W
Super Bowl XI (Pasadena, CA)
vs. Oakland (103,438)1/9/77..... 14-32 L

1977 (9-5 regular season, NFC Central Champions)

NFC Divisional Playoffs
at L.A. Rams (62,538)12/26/77..... 14-7 W
NFL Championship Game
at Dallas (61,968)1/1/78..... 6-23 L

1978 (8-7-1 regular season, NFC Central Champions)

NFC Divisional Playoffs
at L.A. Rams (69,631)12/31/78..... 10-34 L

1980 (9-7 regular season, NFC Central Champions)

NFC Divisional Playoffs
at Philadelphia (68,434)1/3/81..... 16-31 L

1982 (5-4 regular season, strike-shortened season)

NFC First-Round Playoffs
vs. Atlanta (60,560)1/9/83..... 30-24 W
NFL Second-Round Playoffs
at Washington (54,593)1/15/83..... 7-21 L

1987 (8-7 regular season, NFC Central runner-up)

NFC First-Round Playoffs
at New Orleans (68,122)1/3/88..... 44-10 W
NFL Divisional Playoffs
at San Francisco (62,547)1/9/88..... 36-24 W
NFL Championship Game
at Washington (55,212)1/17/88..... 10-17 L

1988 (11-5 regular season, NFC Central runner-up)

NFC First-Round Playoffs
vs. L.A. Rams (57,666)12/26/88..... 28-17 W
NFL Divisional Playoffs
at San Francisco (61,848)1/1/89..... 9-34 L

1989 (10-6 regular season, NFC Central Champions)

NFC Divisional Playoffs
at San Francisco (64,585)1/6/90..... 13-41 L

1992 (11-5 regular season, NFC Central Champions)

NFC First-Round Playoffs
vs. Washington (57,353)1/2/93..... 7-24 L

1993 (9-7 regular season, NFC Central runner-up)

NFC First-Round Playoffs
at N.Y. Giants (75,089)1/9/94..... 10-17 L

1994 (10-6 regular season, NFC Central Champions)

NFC First-Round Playoffs
vs. Chicago (60,347)1/1/95..... 18-35 L

1996 (9-7 regular season, NFC Central runner-up)

NFC First-Round Playoffs
at Dallas (64,682)12/28/96..... 15-40 L

1997 (9-7 regular season, NFC Central 4th place)

NFC First-Round Playoffs
at N.Y. Giants (77,710)12/27/97..... 23-22 W
NFL Divisional Playoffs
at San Francisco (65,018)1/3/98..... 22-38 L

1998 (15-1 regular season, NFC Central Champions)

NFC Divisional Playoffs
vs. Arizona (63,760)1/10/99..... 41-21 W
NFL Championship
vs. Atlanta (64,060)1/17/99..... 27-30 L (OT)

1999 (10-6 regular season, NFC Central runner-up)

NFC First-Round Playoffs
vs. Dallas (64,056)1/9/00..... 27-10 W
NFL Divisional Playoffs
at St. Louis (66,194)1/16/00..... 37-49 L

2000 (11-5 regular season, NFC Central Champions)

NFC Divisional Playoffs
vs. New Orleans (63,881)1/6/01..... 34-16 W
NFL Championship
at NY Giants (79,310)1/14/01..... 0-41 L

2004 (8-8 regular season, NFC North runner-up)

NFC First-Round Playoffs
at Green Bay (71,075)1/9/05..... 31-17 W
NFL Divisional Playoffs
at Philadelphia (67,222)1/16/05..... 14-27 L

2008 (10-6 regular season, NFC North Champions)

NFC First-Round Playoffs
vs. Philadelphia (61,746)1/4/09..... 14-26 L

2009 (12-4 regular season, NFC North Champions)

NFC Divisional Playoffs
vs. Dallas (63,547)1/17/10..... 34-3 W
NFL Championship
at New Orleans (71,276)1/24/10..... 28-31 L (OT)

2012 (10-6 regular season, NFC North runner-up)

NFC First-Round Playoffs
at Green Bay (71,548)1/5/13..... 10-24 L


2015 (11-5 regular season, NFC North Champions)

NFC First-Round Playoffs
vs. Seattle (52,090)1/10/16..... 9-10 L

2017 (13-3 regular season, NFC North Champions)

NFC Divisional Playoffs
vs. New Orleans (66,612)1/14/18..... 29-24 W
NFL Championship
at Philadelphia (69,596)1/21/18..... 7-38 L

Lite



**GREAT TASTE. LESS FILLING.
SKOL VIKINGS!**



**OFFICIAL BEER SPONSOR
OF THE MINNESOTA VIKINGS**

CELEBRATE RESPONSIBLY®

©2018 MILLER BREWING CO., MILWAUKEE, WI • BEER
Avg. analysis (12 fl oz): 96 cals, 3.2g carbs, <1g protein, 0.0g fat

HISTORY



OFFICIAL HOME OF THE

**MINNESOTA
VIKINGS**



VIKINGS LORE

FRANCHISE FOUNDED – Minnesota was granted an NFL franchise at the league owners' meetings in Miami on Jan. 28, 1960. The team began play in 1961. The founding group consisted of Max Winter, E. William Boyer, H.P. Skoglund, Ole Haugrud and Bernard H. Ridder, Jr.

ROSE NAMED GENERAL MANAGER – In August 1960, former Los Angeles Rams Public Relations Director Bert Rose was named the team's first General Manager.

TEAM NICKNAMED – In one of his first moves with the team, Bert Rose recommended the nickname "Vikings" to the Board of Directors. The name was selected because it represented both an aggressive person with the will to win and the Nordic tradition in the upper Midwest.

FIRST COLLEGE DRAFT – On Dec. 27, 1960, RB Tommy Mason of Tulane was taken with the 1st overall choice and the first-ever draft pick utilized by the Vikings. Also selected that year were QB Fran Tarkenton (3rd round) and DB Ed Sharrockman (5th round).

FIRST HEAD COACH – Norm Van Brocklin was selected as the first head coach in franchise history on Jan. 18, 1961. He retired as a player in 1960 after 12 seasons in the NFL as a Hall of Fame QB who led Philadelphia to the NFL title in his final season on the field in 1960. Known as "The Dutchman" his tenacious style was infamous as a player and coach.

EXPANSION DRAFT – Following the 1960 season, the Vikings were allowed to select 3 players from the roster of each team after each team was allowed to protect 30 of their 38 players. Dallas, a 1960 expansion team, was exempt from this process. Among the future Vikings stalwarts selected in the Jan. 26, 1961 Expansion Draft were OL Gray Adams (Detroit) and RB Hugh McElhenny (San Francisco).

ASSIGNED CONFERENCE – On April 12, 1961, the NFL assigned the Vikings to the Western Conference. Minnesota joined Baltimore, Chicago, Detroit, Green Bay, Los Angeles and San Francisco in the conference.

TRAINING CAMP OPENS IN BEMIDJI – The fledgling Vikings opened their debut training camp on the campus of Bemidji State University on July 7, 1961.

FIRST GAME – In the first game in franchise history, the Vikings played the Dallas Cowboys in a preseason game in Sioux Falls, SD, on Aug. 5, 1961. The Cowboys defeated the Vikings, 38-13.

FIRST HOME GAME – The Minnesota Vikings played the Los Angeles Rams in preseason action at Metropolitan Stadium in Bloomington, MN, on Sept. 10, 1961. The team's first game in the Twin Cities. The Rams defeated the Vikings, 21-17.

FIRST REGULAR-SEASON GAME – In a stunning upset, the Vikings defeated the Chicago Bears, 37-13, at Metropolitan Stadium in the Vikings' first NFL regular-season game on Sept. 17, 1961. Kicker Mike Mercer scored the first points in team history with a 12-yard field goal. Bob Schnelker scored the team's first touchdown on a 14-yard pass from Fran Tarkenton. In his NFL debut Tarkenton came off the bench to complete 17-of-23 passes for 250 yards and 4 touchdowns.

FIRST PRO BOWLERS – On Jan. 14, 1962, RB Hugh McElhenny and WR Jerry Reichow became the first Vikings to compete in the Pro Bowl. They were part of the Western Conference All-Stars who beat the Eastern Conference squad, 31-30, at the Los Angeles Coliseum.

FIRST ALL-PRO – In 1963 RB Tommy Mason, who was the team's first ever draft choice, was the first Vikings player to earn All-Pro recognition. He was a consensus pick after rushing for 763 yards and 7 TDs on 166 carries (4.6 avg.).

FLATLEY HONORED – Rookie WR Paul Flatley capped an impressive debut season by earning NFL Rookie of the Year honors from AP and UPI. Flatley hauled in 51 passes for 867 yards and 4 TDs on the season.

FINKS HIRED – On Sept. 11, 1964, Jim Finks was named the team's second general manager, succeeding Bert Rose, who resigned in June, 1964. Finks previously had served as general manager for Calgary of the Canadian Football League for 7 years.

FIRST WINNING SEASON – Minnesota won its final 3 regular-season games in 1964 to achieve the first winning season in team history with an 8-5-1 record. The Vikings tied for 2nd in the NFL

Western Conference behind the Baltimore Colts. **MET EXPANDED** – A new grandstand was constructed on the east side of Metropolitan Stadium that increased capacity from 41,200 to 47,200. The new seats were formally dedicated on Aug. 20, 1965, when Minnesota played Philadelphia in a preseason game.

NFL RE-ALIGNED – On Dec. 2, 1966, Minnesota, Chicago, Detroit and Green Bay were chosen to make up the newly-formed Central Division of the Western Conference of the NFL.

VAN BROCKLIN RESIGNS – After compiling a 29-51-4 record while leading the Vikings in their first six years of existence, Head Coach Norm Van Brocklin resigned in Feb. 11, 1967. His best season was 1964, when he led the team to a tie for 2nd place in the NFL Western Conference with an 8-5-1 record.

TARKENTON TRADED – On March 7, 1967, QB Fran Tarkenton is traded to the NY Giants for a 1st and 2nd-round choice in 1967, a 1st-round choice in '68 and a 2nd-round choice in '69. With the picks Minnesota selected Clinton Jones and Bob Grim in '67, Ron Yary in '68 and Ed White in '69.

GRANT NAMED HEAD COACH – Bud Grant was named the 2nd head coach in Vikings history on March 10, 1967. He came to Minnesota after leading the Winnipeg Blue Bombers to 4 Grey Cup titles in 10 years as head coach.

FIRST DIVISION TITLE – On Dec. 15, 1968, the Vikings defeated the Philadelphia Eagles, 24-17, at Franklin Field then retired to the dressing room to listen to the Chicago-Green Bay game on the radio. Minnesota needed the Bears to lose to clinch the Vikings' 1st Division title. Chicago tried to rally from a 28-10 4th quarter deficit but eventually fell 28-17.

FIRST PLAYOFF GAME – On Dec. 22, 1968, in the first playoff game in franchise history, the Colts defeated the Vikings, 24-14, in the Western Conference Championship Game at Baltimore's Memorial Stadium. Minnesota trailed 21-0 in the 4th quarter. The Vikings rallied but fell short.

SECOND DIVISION TITLE – On Nov. 27, 1969, the Vikings shut out Detroit, 27-0, at Tiger Stadium to clinch the franchise's 2nd division title. The victory over the Lions was the 10th of a 12-game win streak, the longest in the NFL in 35 years. Minnesota finished the season with the NFL's best record (12-2) of '69.

FIRST PLAYOFF WIN – On Dec. 27, 1969, in the first NFL playoff game in Minnesota, the Vikings came from behind to defeat the LA Rams, 23-20, in the Western Conference Championship Game. Minnesota overcame deficits of 17-7 at halftime and 20-14 in the 4th quarter for the franchise's 1st postseason win.

FIRST NFL CHAMPIONSHIP GAME – The Vikings defeated the Browns, 27-7, in the NFL Championship Game on Jan. 4, 1970, at Metropolitan Stadium. Minnesota became the 1st modern NFL expansion team to win an NFL Championship Game. The Vikings dominated the game, leading 27-0 at one point.

FIRST SUPER BOWL – On Jan. 11, 1970, the Vikings lost to Kansas City, 23-7, in Super Bowl IV at Tulane Stadium in New Orleans. Not only was the game the 1st Super Bowl in franchise history, but it was the 1st Super Bowl played by a modern expansion team.

AFL-NFL MERGER LEADS TO RE-ALIGNMENT – In January 1970 the modern NFL was divided into the American Conference (AFC) and National Conference (NFC) with an Eastern, Central and Western Division in each conference. Minnesota is assigned to the NFC Central with foes Chicago, Detroit and Green Bay.

THIRD DIVISION TITLE – On Dec. 5, 1970, the Vikings defeated the Bears, 16-13, at Metropolitan Stadium to clinch their 3rd straight division title. Minnesota hosted San Francisco in a divisional playoff game but lost, 17-14. For the 2nd consecutive season, the Vikings had the league's best record with a 12-2 mark.

FOURTH DIVISION TITLE – On Dec. 11, 1971, the Vikings defeated the Lions, 29-10, at Metropolitan Stadium to clinch their 4th-straight division title. Minnesota finished the year with an 11-3 mark, which tied Dallas for the league's best record in '71. The Vikings lost to the eventual Super Bowl champion Cowboys, 20-12, in a divisional playoff game at Metropolitan Stadium.

PAGE NAMED NFL'S MVP – In 1971 Alan Page became the first defensive player to be named the Most Valuable Player of the National Football League by the Associated Press. Page headed a Vikings defense that held opponents to fewer than 10 points a game to lead the league in scoring defense for the 3rd consecutive year.

VIKINGS RE-AQUIRE TARKENTON – On January 27, 1972 the Vikings traded Norm Snead, Bob Grim, Vince Clements and a 1st-round choice in '72 and '73 to the NY Giants for Fran Tarkenton.

BOYER DIES – On February 19, 1973 E. William Boyer passed away. He was one of the prime forces in the drive to bring an NFL franchise to Minnesota. Boyer was president of the Vikings from 1960-64 and sat on the Board of Directors for the first 12 years of the team's existence. He was replaced on the team's Board of Directors by his son-in-law Jack Steele.

FIFTH DIVISION TITLE – The Vikings began the '73 season with 9 straight victories and clinched the NFC Central championship before they even lost a game. Minnesota clinched the division crown by defeating Detroit, 28-7, at Metropolitan Stadium on Nov. 11, 1973. The Vikings finished with a 12-2 mark, which tied for the best record in the league that year.

SECOND SUPER BOWL – On Jan. 13, 1974, the Vikings played in the 2nd Super Bowl in franchise history against the Miami Dolphins at Rice Stadium in Houston, TX. The Dolphins prevailed, 24-7. Minnesota earned the trip to Super Bowl VIII by defeating Dallas, 27-10, in the NFC Championship game.

FINKS RESIGNS – After the 1973 season, Executive Vice President and General Manager Jim Finks resigned. Under Finks, who was hired in 1964, the Vikings won 5 division titles and appeared in 2 Super Bowls. He also hired Bud Grant as head coach in '67.

SIXTH DIVISION TITLE – On Dec. 1, 1974, the Vikings clinched the NFC Central crown by defeating the Saints, 29-9, at Metropolitan Stadium, while the Packers lost, 36-14, at Philadelphia. Minnesota tied for the best record in the NFC with a 10-4 mark.

THIRD SUPER BOWL – The Vikings played in their 2nd straight Super Bowl, losing to the Pittsburgh Steelers, 16-6, at Tulane Stadium in



Vikings standout CB Bobby Bryant and DE Jim Marshall were interviewed on CBS following the 1973 NFC title game win over Dallas that sent the club to Super Bowl VIII against Miami.

Oilers for quarterback Warren Moon, who has thrown for more yardage and touchdowns as a professional than any other player. He set team season records for passing yards (4,264) in '94 and for completions (377) and touchdown passes (33) in '95.

GRANT ENSHINED – On July 30, 1994, Bud Grant was inducted into the Pro Football Hall of Fame. He coached the Vikings from 1967-83 then again in '85. During his tenure Minnesota made the playoffs 12 times, won 11 division titles and played in 4 Super Bowls. Grant was the first person to be elected to the Pro Football Hall of Fame and the Canadian Football League Hall of Fame.

14TH DIVISION TITLE – On the final day of the 1994 regular season, the Vikings defeated the 49ers, 21-14, in a Monday night game to earn their 2nd NFC Central title in 3 seasons and their 3rd straight playoff berth. It was also Minnesota's 14th division title and 18th postseason appearance since 1968. Dennis Green became only the 7th NFL coach to lead his team to the playoffs in his first 3 seasons.

FINKS ENSHINED – Former Vikings General Manager Jim Finks was inducted into the Pro Football Hall of Fame on July 25, 1995. During his decade with Minnesota, the team won 5 division titles and appeared in 2 Super Bowls. Finks passed away on May 8, 1994, and was inducted posthumously, represented by his family.

WINTER PASSES AWAY – Max Winter, who served as the owner and President of the Vikings from 1965-87, passed away on July 26, 1996. He was one of the prime forces bringing an NFL franchise to Minnesota and was a big factor in the building of the Metrodome and attracting Super Bowl XXVI to the Twin Cities.

19TH PLAYOFF APPEARANCE – On Dec. 15, 1996, the Vikings defeated the Buccaneers, 21-10, in the Metrodome. After a Washington loss to Arizona later that day, Minnesota was guaranteed a playoff berth for the 19th time since 1968 and the 4th in 5 seasons under Dennis Green. The Vikings lost, 40-15, at Dallas in a first-round game on Dec. 28, 1996.

20TH PLAYOFF APPEARANCE – On Dec. 21, 1997, the Vikings beat the Colts in the regular season finale to reach the playoffs for the 20th time in team history and the 5th time in 6 seasons under Dennis Green. The Vikings went on the road and came back from 16 points down to defeat the NY Giants 23-22 at the Meadowlands on Dec. 27, 1997. It was the biggest comeback win in team playoff history and the 5th biggest postseason comeback in NFL history. The following week the Vikings lost, 38-22, to the San Francisco 49ers at 3Com Park in the Divisional Playoffs on Jan. 3, 1998.

KRAUSE ENSHINED – On Aug. 1, 1998, Paul Krause was inducted into the Pro Football Hall of Fame. Krause played free safety with the Vikings from 1968-79 and the Redskins from 1964-67. He holds the NFL record for career interceptions with 81. Krause was selected to 8 Pro Bowls in his 15-year career.

BOARD AGREES TO SELL – On July 3, 1998, The Minnesota Vikings 10 owners voted unanimously to accept the bid of Texas businessman B.J. "Red" McCombs to purchase the Vikings.

NFL APPROVES McCOMBS – On July 28, 1998, the NFL owners unanimously approved Red McCombs' purchase of the Vikings, finalizing the change of ownership from the 10 previous owners to sole ownership by McCombs.

GREEN CONTRACT EXTENDED – Head Coach Dennis Green received a 3-year contract extension on September 5, the day before the 1998 opener vs. Tampa Bay.

VIKINGS 15 WINS BEST IN TEAM HISTORY – The Vikings won their 15th NFC Central Division title in 1998 and became only the 3rd team in NFL history to go 15-1 through the regular season with their 26-16 win at Tennessee in the regular season finale. The Vikings also established a new NFL scoring record with 556 points, breaking the mark of 541 set by the 1983 Redskins.

SIXTH NFC CHAMPIONSHIP GAME – The Vikings hosted Atlanta in the 6th NFC Championship game in franchise history with a berth in Super Bowl XXXIII on the line. The teams played to a 27-27 deadlock during regulation, forcing the game into overtime where the Falcons claimed a 30-27 win. It was the first NFC Championship game played in the Metrodome.

22ND PLAYOFF APPEARANCE – The Vikings turned their 1999 season around, winning eight of the final 10 games to finish 10-6 and host a 1st-round playoff game vs. Dallas. Robert Smith set a team post-season record with 140 rushing yards in the 27-10 win over the Cowboys. The Vikings fell 49-37 to eventual Super Bowl XXXIV champion St. Louis in the Divisional round at the TWA Dome.

CARTER NAMED MAN OF THE YEAR – Kris Carter was honored as the first recipient of the Walter Payton NFL Man of the Year Award for civic involvement, charity work and displaying high character on January 29, 2000, in a ceremony during Super Bowl week in Atlanta. The award was re-named after Payton, a Hall of Fame running back who died in 1999.

SMITH BREAKS TEAM RUSHING RECORD – Robert Smith surpassed Chuck Foreman's 20-year-old career rushing record in the team's 28-16 win at Chicago (10/15/00). Smith ended his career with 6,818 yards. He also established a new team record with 1,521 rushing yards on the season and held the team record with 29 career 100-yard games at the time of his retirement.

40TH ANNIVERSARY TEAM ANNOUNCED – The Vikings celebrated their 40th season of NFL football in 2000, highlighted by a luncheon on November 30 to introduce the Vikings 40th Anniversary Team. That night the Vikings topped Detroit 24-17 and Kris Carter caught his 1,000th pass on a 4-yard TD from Daunte Culpepper. Carter was only the 2nd player in NFL history to record over 1,000 career receptions.

16TH DIVISION TITLE – The Vikings overcame every critic's expectations in 2000 to post an 11-5 regular-season record, win the franchise's 16th NFC Central title and made the 23rd playoff appearance in team history, ending in the 7th NFC Championship game at Giants Stadium.

VARY ENSHINED – On August 4, 2001, Ron Vary was enshrined in the Pro Football Hall of Fame. Vary played 14 seasons with Minnesota and played in 4 Super Bowls and 7 Pro Bowls during his career.

TICE REPLACES GREEN – On January 4, 2002, Mike Tice replaced Dennis Green on the sideline for the Vikings. Tice coached the 2001 regular season finale at Baltimore. Green assembled a 97-62 regular season record at the helm of the Vikings. Green led the team to 4 NFC Central Division titles and twice played in the NFC Championship game.

TICE NAMED HEAD COACH – On January 10, 2002 Mike Tice was named the 6th Head Coach in Vikings history. Tice is the 3rd of the 6 Vikings Head Coaches to be promoted from within the team's coaching ranks but is the 1st Head Coach to have played for the Vikings.

NFL RE-ALIGNS – The 2002 season marked the re-alignment of the NFL as the League expanded to 32 teams when the Houston Texans joined as an expansion franchise. The NFL re-aligned into 8 divisions of 4 teams each. The Vikings moved into the newly-formed NFC North after years in the NFC Central.

VIKINGS LEAD NFL IN RUSHING – The 2002 Vikings led the NFL in rushing for the first time in team history with 2,507 yards for the season, an average of 156.7 yards per game. The team also established an NFL mark by becoming the 1st team to make a successful 2-point conversion to win a game when Daunte Culpepper scored on a 2-point run with :05 remaining in the game to give the Vikings a 32-31 win at New Orleans on December 15, 2002. Culpepper proved to be a dangerous runner himself in 2002, setting team records for attempts (106), yards (609) and rushing TDs (10) by a QB.

VIKINGS OFFENSE RANKS #1 – The 2003 Vikings became the 1st squad in franchise history to finish the season with the #1 ranked offense in the NFL, averaging 393.4 yards per game and scoring an average of 26.0 points per game.

ELLER ENSHINED – On August 8, 2004, Carl Eller was enshrined in the Pro Football Hall of Fame. Eller, the Vikings career sacks leader, was a member of the vaunted Purple People Eaters defense.

WILF FAMILY TAKES OWNERSHIP – An investment group led by brothers Zygmunt and Mark Wilf were unanimously approved as the new owners of the Vikings by their fellow NFL owners on May 25, 2005. The Wilfs, owners of a real estate development company in New Jersey,

took ownership in mid-June from former owner Red McCombs, who had owned the club since 1998. Joining the Wilf ownership group is cousin Leonard Wilf, Reggie Fowler, David Mandelbaum and Alan Landis.

CHILDRESS TAKES THE HELM – The Vikings named Brad Childress the 7th head coach in the history of the franchise on January 6, 2006. Childress comes to the Vikings after seven seasons with the Philadelphia Eagles, spending the 2002-05 seasons as offensive coordinator.

VIKINGS UNVEIL NEW UNIFORMS – The franchise made the most dramatic change to its uniforms in the history of the team during the 2006 offseason. The team unveiled the new uniforms before an enthusiastic crowd at Mall of America on April 27, 2006.

VIKINGS SEND 4 LINEMEN TO PRO BOWL – The 2006 Vikings strong play along the defensive and offensive lines was recognized league-wide as C Matt Birk, G Steve Hutchinson, DT Kevin Williams and DT Pat Williams all earned Pro Bowl honors.

ROOKIE RUNS TO RECORDS – In only his 5th NFL game, rookie RB Adrian Peterson broke the team record for rushing yards in a game with 224 at Chicago (10/14/07). Three weeks later he topped that by setting the NFL single-game rushing record with 296 yards vs. San Diego (11/4/07). He went on to lead the NFC in rushing with 1,341 yards, was named All-Pro, NFL Offensive Rookie of the Year, started in the Pro Bowl and took home game MVP honors.

SOLID 7 EARN PRO BOWL TRIPS – The Vikings sent 7 players to Hawaii for the Pro Bowl, the most to earn the honor since the 2000 season. The team was represented by C Matt Birk, G Steve Hutchinson, S Darren Sharper, FB Tony Richardson, DT Kevin Williams, DT Pat Williams and RB Adrian Peterson.

BLOCKBUSTER TRADE LANDS ALLEN – The Vikings struck a deal with Kansas City to trade 2007 NFL sack leader DE Jared Allen to the club for the Vikings 1st-round (#17) pick in the 2008 Draft, a pair of 3rd-round picks in 2008 and a swap of 6th-round choices.

ZIMMERMAN ENSHINED – On Aug. 2, 2008, T Gary Zimmerman was inducted into the Pro Football Hall of Fame. Zimmerman started all 108 games he played for the Vikings.

VIKINGS CLAIM FIRST NFC NORTH TITLE – The Vikings rattle off 9 wins in their last 12 games of 2008 to capture their 1st division title since 2000 and the team's 1st NFC North Championship since the NFC Central was realigned in 2002.

PETERSON LEADS NFL IN RUSHING – Second-year RB Adrian Peterson set a team record with 1,760 yards rushing to become the 1st-ever Viking to lead the NFL in rushing. Peterson broke the 100-yard barrier 10 times during the season.

RUSHING DEFENSE DYNASTY – The Vikings become the first defense since the 1970 merger to rank No. 1 in the NFL against the run for 3 straight years. Minnesota gave up just 76.9 yards per game to lead the league.

VIKINGS LOSE FOUNDING FATHER – One of the Vikings original stockholders and most-adamant supporters, Don McNeely passed away in March of 2009. In addition to his role in helping build the Vikings tradition, McNeely was revered as one of Minnesota's great philanthropists. McNeely was an ardent supporter of the arts and also donated large gifts to the Minnesota State Fair, St. John's University, the Warner Nature Center and the Como Conservatory.

McDANIEL ENSHINED – G Randall McDaniel was inducted in the Pro Football Hall of Fame on August 8, 2009. McDaniel started 12 consecutive Pro Bowls (1989-2000), 202 consecutive games and missed only 2 games his entire career after being a 1st-round pick by the Vikings in 1988.

FAVRE SIGNS WITH VIKINGS – A long-time nemesis, Brett Favre signed with the Vikings on August 18, 2009. Favre went on to have the best statistical season of his career, throwing for 4,202 yards, 33 TDs and 7 INTs with a 107.2 passer rating, while also setting the NFL record for consecutive games started, a mark formerly held by Vikings legend Jim Marshall.

BACK-TO-BACK DIVISION TITLES – The Vikings finished the regular season with a 12-4 mark to capture its 2nd consecutive NFC North title. It marked the first time Minnesota achieved the feat since 1977-78.

VIKINGS TEAM GUIDE | 274

VIKINGS COACHING HISTORY

Years	Head Coach	Total Games	Regular Season (%)	Playoffs (%)	Overall (%)
1961-66	Norm Van Brocklin	84	29-51-4 (.369)	0-0-0 (.000)	29-51-4 (.369)
1967-83, '85	Bud Grant	281	158-96-5 (.620)	10-12-0 (.454)	168-108-5 (.607)
1984	Les Steckel	16	3-13-0 (.188)	0-0-0 (.000)	3-13-0 (.188)
1986-91	Jerry Burns	101	52-43-0 (.547)	3-3-0 (.500)	55-46-0 (.544)
1992-2001	Dennis Green	171	97-62-0 (.610)	4-8-0 (.250)	101-70-0 (.591)
2001-05	Mike Tice	67	32-33-0 (.492)	1-1-0 (.500)	33-34-0 (.493)
2006-10	Brad Childress	77	39-35-0 (.527)	1-2-0 (.333)	40-37-0 (.519)
2010-13	Leslie Frazier	55	21-32-1 (.398)	0-1-0 (.000)	21-33-1 (.391)
2014-18	Mike Zimmer	83	47-32-1 (.594)	1-2-0 (.333)	48-34-1 (.584)
Total		935	478-397-11 (.548)	20-29-0 (.408)	498-426-11 (.539)



Norm Van Brocklin



Bud Grant



Les Steckel



Jerry Burns



Dennis Green



Mike Tice



Brad Childress



Leslie Frazier



Mike Zimmer

Norm Van Brocklin - Named Vikings Head Coach on January 18, 1961...The former quarterback had retired from the NFL following the 1960 season after 12 professional seasons with the Los Angeles Rams (1949-57) and Philadelphia Eagles (1958-60)...The "Dutchman" led the Eagles to the NFL crown in 1960 and was the League MVP...Set an NFL record with 554 passing yards in the 1951 season opener...Threw for 23,511 yards and 173 TDs in his NFL career and played in 10 Pro Bowls...Inducted into the Pro Football Hall of Fame in 1971...Coached 84 games with the Vikings with a 29-51-4 record...Went on to coach the Atlanta Falcons from 1968-73...Born March 15, 1926, in Eagle Butte, SD...Died May 21, 1983...Attended the University of Oregon where he was an All-American.

Bud Grant - Named Vikings Head Coach on March 10, 1967...Came to Minnesota following a successful coaching career in the Canadian Football League with the Winnipeg Blue Bombers, leading the team to 4 Grey Cup championships and playing in the game 6 times...Coached the Vikings in 281 total games, retiring after the 1983 season only to be coaxed back to coach the team again in 1985 before retiring for good...Led Vikings to Super Bowl IV, VIII, IX and XI...Won 11 Central Division titles and made 12 appearances in the playoffs...Member of both the CFL and Pro Football Halls of Fame...Inducted into Vikings Ring of Honor in 1998...Born May 20, 1927 in Superior, WI...Resides in Bloomington, MN...An avid outdoorsman who travels the world hunting and fishing.

Les Steckel - Named Head Coach on January 29, 1984...Coached the Vikings for the 1984 season, finishing 3-13...Served as an offensive assistant with the Vikings 1979-83...Came to Minnesota in 1979 after working on the San Francisco 49ers staff...Was the youngest Head Coach in the NFL in 1984 at age 38...Born July 1, 1946, in Whitehall, PA...Began his playing career at Kansas as a walk-on, playing 4 seasons for the Jayhawks as a running back...Worked for Senator Robert Kennedy's campaign as a volunteer following his 1968 graduation...Joined the Marine Corps and served as an Infantry Lieutenant, seeing combat in Vietnam...Left the service in 1972 and began his coaching career at Colorado, working with the Buffaloes from 1972-76, the US Naval Academy in 1977 and the 49ers in 1978.

Jerry Burns - Named Vikings Head Coach on January 6, 1986...Served as Vikings offensive coordinator from 1968-85, guiding the team to 4 Super Bowl berths and 11 Central Division titles...Served as Vikings Head Coach 6 seasons, 1986-91...Coached the team in 101 total games, going 52-43 in the regular season and 3-3 in the playoffs...Led the Vikings to the NFC Championship game in 1987, earning upset wins at New Orleans and San Francisco along the way before falling to the Redskins 17-10 in Washington...Won the NFC Central in 1989...Coached in 6 Super Bowls, 4 as Vikings offensive coordinator and 2 as the Green Bay Packers' defensive backs coach in Super Bowls I and II...Played QB for Michigan on the 1950 Rose Bowl team...Began his coaching career in 1951 at University of Hawaii...Head Coach at the University of Iowa from 1961-65...Inducted into Vikings Ring of Honor in 2005...Born January 24, 1927...Resides in Eden Prairie, MN.

Dennis Green - Named Vikings Head Coach on January 10, 1992...Came to Minnesota after reviving the Stanford University football program, serving as Head Coach from 1989-91, the only Vikings Head Coach to come directly from the college ranks...Coached 171 total games in 10 seasons with the Vikings, leading the team to 4 Central Division titles and the NFC Championship game twice...Vikings made the playoffs 8 of Green's 10 seasons and the 1998 club set the NFL single-season scoring record at 556 points, averaging 34.8 points per game...An advocate of community involvement, Green initiated Community Tuesdays, which had players active in the Twin Cities on their day off, a concept that spread to the entire National Football League...Born February 17, 1949 in Harrisburg, PA...Died July 22, 2016...Named NFL Coach of the Year in 1992 by the Washington Touchdown Club and in 1998 by Sports Illustrated and the Maxwell Club...Inducted into Vikings Ring of Honor in 2018.

Mike Tice - Named Vikings Head Coach on January 10, 2002 after serving as the team's coach for the final regular season game of the 2001 season...Became the 1st Vikings player to go on and serve as Head Coach...Enjoyed a 14-year NFL playing career as a TE, including 1992-93, '95 with the Vikings...Played in 177 career games with Seattle, Washington and Minnesota...Originally signed by Seattle as a rookie free agent QB in 1981...Born February 2, 1959, in Bayshore, NY...Began coaching career with Minnesota Vikings as TE coach in 1996...Coached offensive line from 1997-2001 and added title of Assistant Head Coach in 2001.

Brad Childress - Named Vikings Head Coach on January 5, 2006...Led Vikings to consecutive NFC North titles in 2008-09...Won first game with Vikings over Washington on Monday Night Football...Joined the Vikings after 7 seasons with Philadelphia, working from 2002-05 as the Eagles' offensive coordinator...Helped guide Eagles to Super Bowl XXXIX...Coached at University of Wisconsin from 1991-98...Got first taste of NFL coaching with Indianapolis Colts in 1985...Started coaching career at University of Illinois from 1978-84...Born June 27, 1956 and raised in Aurora, IL.

Leslie Frazier - Named Vikings Head Coach on January 3, 2011 after serving as Interim Head Coach for final 6 games of 2010 season, going 3-3...Finished 21-32-1 as Head Coach in the regular season...Made his 1st and only playoff appearance as Vikings head coach in 2012 after going 10-6...Led the biggest single-season turnaround in team history and finished tied for 3rd in Coach of the Year voting in 2012...Won 1st game as interim coach at Washington (11/28/10)...Vikings Defensive Coordinator 2007-10...Played for Division rival Chicago from 1981-86, starting at CB on Bears Super Bowl XX championship team...Entered NFL as assistant coach with Philadelphia in 1999...Began coaching career in 1988 at tiny Trinity College in suburban Chicago, starting the football program from the ground up as the 1st coach in program history...Part of Super Bowl winner with Chicago as a player and Indianapolis as an assistant coach...Born April 3, 1959 in Columbus, MS.

Mike Zimmer - Named Vikings Head Coach on January 15, 2014...Posted 48 wins, including playoffs, in his opening 5 seasons as head coach, advancing to 2017 NFC Championship Game after a 13-3 regular season...Earned 2015 and 2017 NFC North Division titles and has led team to 3 playoff games...Vikings ranked 11th in NFL total defense in 2017...Served as a defensive coordinator for the previous 14 seasons for Cincinnati (2008-13), Atlanta (2007) and Dallas (2000-06)...Has been a part of 13 playoff teams in his NFL tenure and teams that have won 9 Division titles...Coached Cowboys DBs when team won Super Bowl XXX over Pittsburgh...Had a top-7 defense 4 of his final 5 seasons with Cincinnati...Before moving to the NFL ranks with Dallas in 1994 he spent 15 seasons coaching at the collegiate level where he spent his final 5 seasons as defensive coordinator at Washington State from 1989-93...Was at Weber State from 1981-88 serving as defensive coordinator from 1983-88...Entered the coaching profession at Missouri where he served as an assistant from 1979-80...Played QB and then later LB at Illinois State...Has 3 children, son Adam and daughters Corri and Marki...Adam serves as the Vikings LBs coach. Wife, Vikki, passed in 2009...Born June 5, 1956 in Peoria, IL.

VIKINGS ALL-TIME COACHING STAFFS

HEAD COACH	YEARS
Norm Van Brocklin	1961-66
Walt Yowarsky, Darrel Brewster (1961-63), Harry Gilmer (1961-64), Stan West (1961-63), Tom McCormick (1963-66), Marion Campbell (1964-66), Lew Carpenter (1964-66), Jack Faulkner (1965), Jim Carr (1966).	
Bud Grant	1967-83
Buster Mertes, John Michels, Jim Carr (1967-68, 1978-81), Bob Holloway 1967-70, '78-83), Jerry Burns (1968-83), Neill Armstrong (1969-77), Jack Patera (1969-75), Jocko Nelson (1971-78), Buddy Ryan (1976-77), Murray Warmath (1978-79), Floyd Reese (1979-83), Les Steckel (1979-83), Tom Cecchini (1980-83), Jed Hughes (1982-83).	
Les Steckel	1984
Tom Batta, Raymond Berry, Bud Bjornaraa, Dean Brittenham, Jerry Burns, Ross Fichtner, Bob Holloway, Bob Leahy, Buster Mertes, John Michels, Dan Radakovich, Floyd Reese, Dick Rehbein, Mike Sweatman.	
Bud Grant	1985
Tom Batta, Jerry Burns, Pete Carroll, Bob Holloway, John Michels, Floyd Reese, Dick Rehbein, Marc Trestman, Paul Wiggins.	
Jerry Burns	1986-91
Tom Batta, John Michels, Dick Rehbein, Paul Wiggins, Pete Carroll (1986-89), Bob Holloway (1986), Monte Kiffin (1986-89, '91), Floyd Peters (1986-90), Bob Schnelker (1986-90), Marc Trestman (1986, '89-91), John Brunner (1987-91), Rollie Dotsch (1987), Jerry Brown (1988-91), Maxie Baughan (1989-91), Tom Moore (1989-91).	
Dennis Green	1992-2001 (Mike Tice coached last game of 2001)
Richard Solomon (1992-01), Steve Wetzel (1992-01), Tom Batta (1992-93), Jack Burns (1992-93), Brian Billick (1992-98), Tony Dungy (1992-95), Monte Kiffin (1992-94), John Michels (1993-95), Tom Moore (1992-93), Willie Shaw (1992-93, 2001), John Teerlinck (1992-94), Tyrone Willingham (1992-94), Mike Wolf (1992-94), Chris Foerster (1993-95), Karl Hargrave (1994-2001), Foge Fazio (1995-99), John Levrá (1995-97), Chip Myers (1995-98), Ray Sherman (1995-97, '99), Jeff Friday (1996-98), Tom Olivadotti (1996-99), Mike Tice (1996-2001), Dave Atkins (1997-99), Wade Harman (1997-98), Hubbard Alexander (1998-99), Andre Patterson (1998-99), Dean Dalton (1999-2001), John Kasper (1999), John Tice (1999-2001), Alex Wood (1999-2001), Charlie Baggett (2000-01), John Fontes (2000), Chuck Knox Jr. (2000-01), Daryl Lawrence (2000-01), Sherman Lewis (2000-01), Emmitt Thomas (2000-01), Fred von Appen (2000), Brian Baker (2001), Gary Zauner (1994-01), Trent Walters (1994-01), Keith Rowen (1994-96), Jerry Rhome (1994), Mark Asanovich (1995).	
Mike Tice	2002-05
Charlie Baggett (2002-04), Brian Baker (2002-05), Pete Berich (2002-05), Ted Cottrell (2004-05), Dean Dalton (2002-05), Mark Ellis (2004-05), Jay Hayes (2002), Chuck Knox, Jr. (2002-05), Daryl Lawrence (2002-03), Scott Linehan (2002-04), Steve Loney (2002-05), George O'Leary (2002-03), Jim Panagos (2002-05), Willie Shaw (2002-03), John Tice (2002-05), Steve Wetzel (2002-03), Alex Wood (2002), Randy Hanson (2003-05), Kevin Ross (2003-05), Kurtis Shultz (2004-05), Rusty Tillman (2003-05), Wes Chandler (2005), Foge Fazio (2005), Rich Olson (2005), Jerry Rhome (2005).	
Brad Childress, Leslie Frazier	2006-10 (Frazier coached last 6 games of 2010)
Junej Barnett (2006-10), Darrell Bevell (2006-10), Eric Bieniemy (2006-10), Brendan Daly (2006-08), Karl Dunbar (2006-10), Paul Ferraro (2006-08), Ryan Ficken (2007-10), Leslie Frazier (2007-10), Jason Glenn (2009), Jim Hueber (2006-10), Jeff Imamura (2006-10), Jimmie Johnson (2006-10), Tom Kanavy (2006-10), Derek Mason (2007-09), Clay Matchett (2006), Pat Morris (2006-10), Brian Murphy (2006-10), Chad O'Shea (2006-08), Fred Pagac (2006-10), Dennis Polian (2009-10), Diron Reynolds (2009-10), Kevin Rogers (2006-10), Matt Sheldon (2010), Ryan Silverfield (2006-10), Kevin Stefanski (2006-10), George Stewart (2007-10), Martin Streight (2006-10), Mike Tomlin (2006), Chris White (2009-10), Joe Woods (2006-10), Darrell Wyatt (2006).	
Leslie Frazier	2011-13
Junej Barnett (2011), Brendan Daly (2012-13), Jeff Davidson (2011-13), Karl Dunbar (2011), Ryan Ficken (2011-13), Jeff Howard (2013) Jeff Imamura (2011-13), Craig Johnson (2011-13), Jimmie Johnson (2011-13), Tom Kanavy (2011-13), Clint Kubiak (2013), Aaron McLaurin (2012-13), Bill Musgrave (2011-13), Fred Pagac (2011-13), Mike Priefer (2011-13), Diron Reynolds (2011-13), James Saxon (2011-13), Matt Sheldon (2011), Ryan Silverfield (2011-13), Mike Singletary (2011-13), Kevin Stefanski (2011-13), George Stewart (2011-13), Martin Streight (2011-13), Cameron Turner (2011-12), Chris White (2011-12), Alan Williams (2012-13), Joe Woods (2011-13).	
Mike Zimmer	2014-19
Robb Akey (2014), Clancy Barone (2017-18), Jeff Davidson (2014-15), John DeFilippo (2018), Rick Dennison (2019-), Todd Downing (2018), George Edwards (2014-), Ryan Ficken (2014-), Hank Fraley (2014-16), Jonathan Gannon (2014-17), Jerry Gray (2014-), Darrell Hazell (2017-18), Ellis Hill (2018), Jeff Howard (2014-), Jeff Hurd (2014-16), Andrew Janocko (2015-), Christian Jones (2019-), Derik Keyes (2017-), Gary Kubiak (2019-), Clint Kubiak (2014, '19-), Reshard Langford (2017), Chaz Mahle (2015-), Marwan Maaloul (2019-), Evan Marcus (2014-15), Terence Newman (2018), Brian Pariani (2019-), A.C. Patterson (2019-), Andre Patterson (2014-), Drew Petzing (2014-), Kennedy Polamalu (2017), Mike Priefer (2014-18), Nick Rallis (2018-), Robert Rodriguez (2015-), Brent Salazar (2016), Pat Shurmur (2016-17), Tony Sparano (2016-17), Kevin Stefanski (2014-), George Stewart (2014-16), Norv Turner (2014-16), Scott Turner (2014-16), Mark Ureyama (2017-), Kirby Wilson (2014-15), Adam Zimmer (2014-).	

VIKINGS ALL-TIME ASSISTANT COACHES ROSTER

Akey, Robb, 2014	Fichtner, Ross, 1984	Mason, Derek, 2007-09	Sheldon, Matt, 2010-11
Alexander, Hubbard, 1967-99	Ficken, Ryan, 2007-	Marcus, Evan, 2014-15	Shultz, Kurtis, 2004-05
Armstrong, Neill, 1969-77	Foerster, Chris, 1993-95	Matchett, Clay, 2006	Shurmur, Pat, 2016-17
Atkins, Dave, 1997-99	Fontes, John, 2000	McCormick, Tom, 1963-66	Shaw, Willie, 1992-93; 2001-02
Asanovich, Mark, 1995	Fraley, Hank, 2014-16	Nelson, Aaron, 2012-13	Sherman, Ray, 1995-97; '99
Baggett, Charlie, 2000-04	Frazier, Leslie, 2007-10	Mertes, Buster, 1967-84	Silverfield, Ryan, 2008-13
Baker, Brian, 2001-03	Friday, Jeff, 1996-98	Michels, John, 1967-93	Singletary, Mike, 2011-13
Barnett, Junej, 2006-11	Gannon, Jonathan, 2014-17	Moore, Tom, 1989-93	Solomon, Richard, 1992-2001
Barone, Clancy, 2017-18	Gilmer, Harry, 1961-64	Morris, Pat, 2006-10	Sparano, Tony, 2016-17
Batta, Tom, 1984-93	Glenn, Jason, 2009	Murphy, Brian, 2006-10	Steckel, Les, 1979-83
Baughan, Maxie, 1989-91	Gray, Jerry, 2014-	Musgrave, Bill, 2011-13	Stefanski, Kevin, 2006-
Berich, Pete, 2002-05	Hanson, Randy, 2003-05	Myers, Chip, 1995-98	Stewart, George, 2007-16
Berry, Raymond, 1984	Hargrave, Carl, 1994-2001	Nelson, Jocko, 1971-78	Streight, Martin, 2006-13
Bevell, Darrell, 2006-10	Harman, Wade, 1997-98	Newman, Terence, 2018	Sweatman, Mike, 1984
Bieniemy, Eric, 2006-10	Hayes, Jay, 2002	O'Leary, George, 2002-03	Teerlinck, John, 1992-94
Billick, Brian, 1992-98	Hazell, Darrell, 2017-18	O'Shea, Chad, 2006-08	Thomas, Emmitt, 2000-01
Bjornaraa, Bud, 1984	Hill, Ellis, 2018	Olivadotti, Tom, 1996-99	Tice, John, 1999-2005
Brewster, Darrel, 1961-63	Holloway, Bob, 1967-70; '78-86	Olson, Rich, 2005	Tice, Mike, 1996-2001
Brittenham, Dean, 1984	Howard, Jeff, 2013-	Pagac, Fred, 2006-13	Tillman, Rusty, 2003-05
Brown, Jerry, 1988-91	Hueber, Jim, 2006-10	Panagos, Jim, 2002-05	Tomlin, Mike, 2006
Brunner, John, 1987-91	Hughes, Jed, 1982-83	Pariani, Brian, 2019-	Trestman, Marc, 1985-86; '89-91
Burns, Jerry, 1968-85	Hurd, Jeff, 2014-16	Patera, Jack, 1969-75	Turner, Cameron, 2011-12
Burns, Jack, 1992-93	Imamura, Jeff, 2006-13	Patterson, A.C., 2019-	Turner, Norv, 2014-16
Campbell, Marion, 1964-66	Janocko, Andrew, 2015-	Patterson, Andre, 1998-99, 2014-	Turner, Scott, 2014-16
Carpenter, Lew, 1964-66	Johnson, Craig, 2011-13	Peters, Floyd, 1986-90	Ureyama, Mark, 2017-
Carr, Jim, 1966-68; 1978-81	Johnson, Jimmie, 2006-13	Petzing, Drew, 2014-	von Appen, Fred, 2000
Carroll, Pete, 1985-89	Jones, Christian, 2019-	Polamalu, Kennedy, 2017-	Walters, Trent, 1994-2001
Cecchini, Tom, 1980-83	Kanavy, Tom, 2006-13	Polian, Dennis, 2009-10	Warmath, Murray, 1978-79
Cottrell, Ted, 2004-05	Kasper, John, 1999	Priefer, Mike, 2011-18	White, Chris, 2009-12
Dalton, Dean, 1999-2005	Keyes, Derik, 2018-	Radakovich, Dan, 1984	West, Stan, 1961-63
Daly, Brendan, 2006-08; '12-13	Kiffin, Monte, 1986-89; '91-94	Rallis, Nick, 2018-	Wetzel, Steve, 1992-2003
Davidson, Jeff, 2011-15	Knox, Jr., Chuck, 2000-05	Reese, Floyd, 1979-85	Wiggins, Paul, 1985-91
DeFilippo, John, 2018	Kubiak, Gary, 2019-	Rehbein, Dick, 1984-91	Williams, Alan, 2012-13
Dennison, Rick, 2019-	Kubiak, Clint, 2013-14, '19-	Reynolds, Diron, 2009-13	Willingham, Tyrone, 1992-94
Dotsch, Rollie, 1987	Langford, Reshard, 2017	Rhyme, Jerry, 1994, 2005	Wilson, Kirby, 2014-15
Downing, Todd, 2018	Lawrence, Daryl, 2000-03	Rodriguez, Robert, 2015-	Wolf, Mike, 1992-94
Dunbar, Karl, 2006-11	Leahy, Bob, 1984	Rogers, Kevin, 2006-10	Wood, Alex, 1999-2002
Dungy, Tony, 1992-95	Levrá, John, 1995-97	Ross, Kevin, 2003-05	Woods, Joe, 2006-13
Edwards, George, 2014-	Lewis, Sherman, 2000-01	Rowen, Keith, 1994-96	Wyatt, Darrell, 2006-
Ellis, Mark, 2004-05	Linehan, Scott, 2002-04	Ryan, Buddy, 1976-77	Yowarsky, Walt, 1961-66
Faulkner, Jack, 1965	Loney, Steve, 2002-05	Salazar, Brent, 2016	Zauner, Gary, 1994-2001
Fazio, Foge, 1995-99, 2005	Maaloul, Marwan, 2019-	Saxon, James, 2011-13	Zimmer, Adam, 2014-
Ferraro, Paul, 2006-08	Mahle, Chaz, 2015-	Schnelker, Bob, 1986-90	

VIKINGS YEAR-BY-YEAR

(Home Fields: 1961-81 Metropolitan Stadium, 1982-2013 HHH Metrodome, 2014-15 TCF Bank Stadium, 2016-present U.S. Bank Stadium)

ALL-TIME RECORD: REGULAR SEASON 478-397-11 / POST SEASON 20-29 / OVERTIME 23-21-3

1961		
Head Coach: Norm Van Brocklin		
Preseason (0-5)		
8/5 L 13	Dallas at Sioux Falls (4,954)	38
8/18 L 3	at Baltimore Colts (10,203)	13
8/26 L 10	San Fran. at Portland (27,044)	14
9/2 L 7	Chicago at Cedar Rapids (12,500)	30
9/10 L 17	L.A. Rams (27,992)	21
Regular Season (3-11)		
Finish: 7th in NFL Western Conference		
9/17 W 7	Chicago (32,236)	13
9/24 L 7	at Dallas (12,992)	21
10/1 L 33	at Baltimore Colts (54,259)	34
10/8 L 0	Dallas (33,070)	28
10/15 L 24	San Francisco (34,415)	38
10/22 L 7	Green Bay (42,007)	33
10/29 L 10	at Green Bay (Milw.) (44,112)	28
11/5 L 17	at L.A. Rams (38,594)	31
11/12 W 28	Baltimore Colts (38,010)	20
11/19 L 10	Detroit (32,296)	37
11/26 L 28	at San Francisco (43,905)	38
12/3 W 42	L.A. Rams (30,068)	21
12/10 L 7	at Detroit (42,655)	13
12/17 L 35	at Chicago (34,539)	52
285		407

1962		
Head Coach: Norm Van Brocklin		
Preseason (2-3)		
8/11 L 24	San Francisco at Seattle (22,500)	30
8/18 L 24	L.A. Rams at Portland (23,544)	33
8/25 L 21	St. L. Cards at Mpls.-Parade (15,500)	24
9/2 W 24	Baltimore Colts (29,544)	13
9/8 W 45	Dallas at Atlanta (12,500)	26
Regular Season (2-11-1)		
Finish: 6th in NFL Western Conference		
9/16 L 7	at Green Bay (38,669)	34
9/23 L 7	Baltimore Colts (30,787)	34
9/30 L 7	at San Francisco (38,407)	21
10/7 L 0	Chicago (33,141)	13
10/14 L 21	Green Bay (41,475)	48
10/21 W 38	at L.A. Rams (33,071)	14
10/28 W 31	Philadelphia (30,077)	21
11/4 L 31	at Pittsburgh (14,642)	39
11/11 L 30	at Chicago (46,984)	31
11/18 L 6	Detroit (31,257)	17
11/25 T 24	L.A. Rams (26,728)	24
12/2 L 12	San Francisco (33,076)	35
12/9 L 23	at Detroit (42,256)	37
12/16 L 17	at Baltimore Colts (53,645)	42
254		410

1963		
Head Coach: Norm Van Brocklin		
Preseason (4-1)		
8/10 W 43	San Francisco at Portland, OR (20,837)	28
8/17 W 27	at L.A. Rams (42,966)	3
8/25 W 17	N.Y. Giants (29,815)	16
8/31 L 27	Philadelphia at Hershey, PA (15,861)	34
9/6 W 35	at St. Louis (30,842)	0
Regular Season (5-8-1)		
Finish: Tied 4th in NFL Western Conference		
9/15 W 24	at San Francisco (30,781)	20
9/22 L 7	Chicago (33,923)	28
9/29 W 45	San Francisco (28,567)	14
10/6 L 14	St. Louis Cards (30,220)	56

10/13 L 28	Green Bay (42,567)	37
10/20 L 24	at L.A. Rams (30,555)	27
10/27 L 10	at Detroit (44,509)	28
11/3 W 21	L.A. Rams (33,567)	13
11/10 L 7	at Green Bay (42,327)	28
11/17 L 34	Baltimore Colts (33,136)	37
11/24 W 34	Detroit (28,763)	31
12/1 T 17	at Chicago (47,249)	17
12/8 L 10	at Baltimore Colts (54,122)	41
12/15 W 34	at Philadelphia (54,403)	13
309		390

1964		
Head Coach: Norm Van Brocklin		
Preseason (5-0)		
8/8 W 21	N.Y. Giants (31,581)	7
8/15 W 24	St. L. Cards at Atlanta (9,500)	10
8/22 W 24	San Fran. at Salt Lake (20,207)	21
8/29 W 34	at L.A. Rams (39,938)	23
9/5 W 21	Philadelphia at Hershey (9,212)	20
Regular Season (8-5-1)		
Finish: Tied 2nd in NFL Western Conference		
9/13 W 34	Baltimore Colts (35,563)	24
9/20 L 28	Chicago (41,387)	34
9/27 L 13	at L.A. Rams (50,009)	22
10/4 W 24	at Green Bay (42,327)	23
10/11 L 20	Detroit (40,840)	24
10/18 W 30	Pittsburgh (39,873)	10
10/25 W 27	at San Francisco (31,845)	22
11/1 L 13	Green Bay (44,278)	42
11/8 W 24	San Francisco (40,408)	7
11/15 L 14	at Baltimore Colts (60,213)	17
11/22 T 23	at Detroit (48,291)	23
11/29 W 34	L.A. Rams (31,677)	13
12/6 W 30	at N.Y. Giants (62,802)	21
12/13 W 41	at Chicago (46,486)	14
355		296

1965		
Head Coach: Norm Van Brocklin		
Preseason (5-0)		
8/14 W 31	Pittsburgh at Atlanta (39,240)	21
8/20 W 35	Philadelphia (43,125)	21
8/28 W 20	Washington at Charlotte, NC (20,426)	16
9/3 W 57	Dallas at Birmingham (41,500)	17
9/11 W 24	N.Y. Giants at Omaha (14,250)	9
Regular Season (7-7)		
Finish: Tied 5th in NFL Western Conference		
9/19 L 16	at Baltimore Colts (56,562)	35
9/26 L 29	Detroit (46,826)	31
10/3 W 38	at L.A. Rams (36,755)	35
10/9 W 40	N.Y. Giants (44,283) Sat. night	14
10/17 L 37	Chicago (47,426)	45
10/24 W 42	at San Francisco (42,680)	41
10/31 W 27	at Cleveland (83,505)	17
11/7 W 24	L.A. Rams (47,426)	13
11/14 L 21	Baltimore Colts (47,426)	41
11/21 L 13	Green Bay (47,426)	38
11/28 L 24	San Francisco (40,306)	45
12/5 L 19	at Green Bay (40,852)	24
12/12 W 29	at Detroit (45,420)	7
12/19 W 24	at Chicago (46,604)	17
383		403

1966		
Head Coach: Norm Van Brocklin		
Preseason (3-1-1)		
8/6 T 6	Detroit at New Orleans (38,500)	6
8/13 W 35	Pittsburgh at Portland (21,228)	6
8/20 W 24	L.A. Rams (40,270)	10
8/26 W 30	Washington at Clev. (83,414)	27
9/2 L 24	at Dallas (58,316)	28
Regular Season (4-9-1)		
Finish: Tied 6th in NFL Western Conference		
9/11 T 20	at San Francisco (29,312)	20
9/18 L 23	at Baltimore Colts (47,426)	38
9/25 L 17	at Dallas (64,116)	28
10/2 L 10	Chicago (47,426)	13
10/16 W 35	L.A. Rams (47,426)	7
10/23 L 17	at Baltimore Colts (60,238)	20
10/30 W 28	San Francisco (45,077)	3
11/6 W 20	at Green Bay (50,861)	17
11/13 L 31	Detroit (43,939)	32
11/20 L 6	at L.A. Rams (38,775)	21
11/27 L 16	Green Bay (47,426)	28
12/4 L 13	Atlanta (37,117)	20
12/11 W 28	at Detroit (43,022)	16
12/18 L 28	at Chicago (45,191)	41
292		304

1967		
Head Coach: Bud Grant		
Preseason (2-3)		
8/12 W 34	Philadelphia at Tulsa (24,500)	0
8/18 L 9	at Denver (31,850)	14
8/27 L 3	N.Y. Giants at New Haven (43,584)	21
9/2 W 16	Atlanta at Cleveland (84,236)	3
9/10 L 14	Cleveland (40,012)	42
Regular Season (3-8-3)		
Finish: 4th in NFL Central		
9/17 L 21	San Francisco (39,638)	27
9/22 L 3	at L.A. Rams (52,255) Fri. night	39
10/1 L 7	Chicago (44,868)	17
10/8 L 24	St. Louis Cards (40,017)	34
10/15 W 10	at Green Bay (Milw.) (49,601)	7
10/22 T 20	Baltimore Colts (47,693)	20
10/29 L 20	at Atlanta (52,859)	21
11/5 W 27	N.Y. Giants (44,960)	24
11/12 T 10	Detroit (40,032)	14
11/19 L 10	at Cleveland (68,431)	14
11/26 W 41	at Pittsburgh (23,773)	27
12/3 L 27	Green Bay (47,693)	30
12/10 T 10	at Chicago (40,110)	10
12/17 L 3	at Detroit (44,874)	14
233		294

1968		
Head Coach: Bud Grant		
Preseason (3-2)		
8/10 L 10	Kansas City (45,228)	13
8/17 W 39	at Denver (20,901)	16
8/24 W 52	Philadelphia (41,229)	10
9/1 L 28	at St. Louis Cards (25,233)	31
9/6 W 20	New Orleans at Shreveport, LA (23,000)	17
Regular Season (8-6)		
Finish: NFL Central Champions		
9/14 W 47	Atlanta (45,563) Sat. night	7
9/22 W 26	at Green Bay (Milw.) (49,346)	13
9/29 L 17	Chicago (47,644)	27
10/6 W 24	Detroit (44,289)	10
10/13 L 17	at New Orleans (71,105)	20
10/20 L 7	Dallas (47,644)	20
10/27 L 24	at Chicago (46,562)	26
11/3 W 27	Washington (47,644)	14
11/10 W 14	Green Bay (47,644)	10
11/17 W 13	at Detroit (48,654)	6
11/24 L 9	at Baltimore Colts (60,238)	21
12/1 L 3	L.A. Rams (47,644)	31
12/8 W 30	at San Francisco (29,049)	20
12/15 W 24	at Philadelphia (54,530)	17
282		242

Western Conference Championship (Memorial Stadium, Baltimore, MD)		
12/22 L 14	Baltimore Colts (60,238)	24
NFL Playoff Bowl (Orange Bowl, Miami, FL)		
1/5/69 L 13	Dallas (22,961)*	17

*Statistics from game do not count.



From 1968-78 the Vikings won 10 division titles in 11 seasons, posting a 112-42-2 record in regular season play.



The Vikings defense ranked #1 in the NFL in 1969 and 1970 while ranking #2 in 1971.

1969

Head Coach: Bud Grant

Preseason (5-1)

8/2	W	45	Miami at Tampa (37,219)	10
8/9	W	26	Denver (45,916)	6
8/23	W	41	St. L. Cards at Memphis (34,417)	13
8/30	L	21	N.Y. Jets at Winston-Salem (31,500)	24
9/6	W	28	N.Y. Giants (47,900)	27
9/13	W	23	Cleveland at Akron (28,561)	16

Regular Season (12-2)

Finish: NFL Central Champions

9/21	L	23	at N.Y. Giants (62,900)	24
9/28	W	52	Baltimore Colts (47,900)	14
10/5	W	19	Green Bay at U. of MN (60,740)	7
10/12	W	31	at Chicago (45,757)	0
10/19	W	27	at St. Louis Cards (49,430)	10
10/26	W	24	Detroit (47,900)	10
11/2	W	31	Chicago (47,900)	14
11/9	W	51	Cleveland (47,900)	3
11/16	W	9	at Green Bay (Milw.) (48,321)	7
11/23	W	52	Pittsburgh (47,202)	14
11/27	W	27	at Detroit (57,906) Thanksgiving	0
12/7	W	20	at L.A. Rams (80,430)	3
12/14	W	10	San Francisco (43,028)	7
12/21	L	3	at Atlanta (52,872)	10

379

Western Conference Championship

(Metropolitan Stadium, Bloomington, MN)

12/27	W	23	L.A. Rams (47,900)	20
-------	---	----	--------------------	----

NFL Championship

(Metropolitan Stadium, Bloomington, MN)

1/4/70	W	27	Cleveland (47,900)	7
--------	---	----	--------------------	---

Super Bowl IV

(Tulane Stadium, New Orleans, LA)

1/11/70	L	7	Kansas City (80,562)	23
---------	---	---	----------------------	----

1970

Head Coach: Bud Grant

Preseason (4-2)

8/8	L	13	New Orleans at Canton (17,932)	14
8/15	L	13	Pittsburgh (45,591)	20
8/22	W	14	at Houston (44,563)	7
8/30	W	52	N.Y. Jets (47,900)	21
9/5	W	24	at Cleveland (83,043)	21
9/11	W	31	at Chicago (46,630)	30

Regular Season (12-2)

Finish: NFC Central Champions

9/20	W	27	Kansas City (47,900)	10
9/27	W	26	New Orleans (47,900)	0
10/4	L	10	at Green Bay (Milw.) (47,967)	13
10/11	W	24	at Chicago (45,485)	0
10/18	W	54	Dallas (47,900)	13
10/26	W	13	L.A. Rams (47,900) Mon. night	3
11/1	W	30	at Detroit (58,210)	17
11/8	W	19	at Washington (50,415)	10
11/15	W	24	Detroit (47,900)	20
11/22	W	10	Green Bay (47,900)	3
11/29	L	10	at N.Y. Jets (62,333)	13
12/5	W	16	Chicago (47,900) Sat. day	20
12/13	W	35	at Boston (37,819)	14
12/20	W	37	at Atlanta (57,992)	7

335

NFC Divisional Playoffs

(Metropolitan Stadium, Bloomington, MN)

12/27	L	14	San Francisco (46,050)	17
-------	---	----	------------------------	----

1971

Head Coach: Bud Grant

Preseason (4-2)

8/8	L	10	New England at U of M (31,813)	17
8/14	W	34	at San Diego (49,267)	7
8/21	W	34	Chicago (47,900)	14
8/28	W	26	at Pittsburgh (46,276)	21
9/4	L	7	at Denver (43,000)	14

9/11	W	24	Miami (47,900)	0
------	---	----	----------------	---

Regular Season (11-3)

Finish: NFC Central Champions

9/20	W	16	at Detroit (54,418) Mon. night	13
9/26	L	17	Chicago (47,900)	20
10/3	W	19	Buffalo (47,900)	0
10/10	W	13	at Philadelphia (65,258)	0
10/17	W	24	at Green Bay (56,263)	13
10/25	W	10	Baltimore Colts (49,784) Mon. night	3
10/31	W	17	at N.Y. Giants (62,829)	13
11/7	L	9	San Francisco (49,784)	13
11/14	W	3	Green Bay (49,784)	0
11/21	W	23	at New Orleans (83,130)	10
11/28	W	24	Atlanta (49,784)	7
12/5	L	14	at San Diego (54,505)	30
12/11	W	29	Detroit (49,784) Sat. day	10
12/19	W	27	at Chicago (55,049)	13

245

NFC Divisional Playoffs

(Metropolitan Stadium, Bloomington, MN)

12/25	L	12	Dallas (49,100)	20
-------	---	----	-----------------	----

1972

Head Coach: Bud Grant

Preseason (3-2)

8/12	W	24	San Diego (47,900)	13
8/18	L	10	at Buffalo (41,006)	21
8/26	W	20	at Cleveland (70,583)	17
9/4	W	26	Houston (47,900)	14
9/10	L	19	at Miami (74,298)	21

Regular Season (7-7)

Finish: 3rd in NFC Central

9/18	L	21	Washington (47,900) Mon. night	24
9/24	W	34	at Detroit (54,418)	10
10/1	L	14	Miami (47,900)	16
10/8	L	17	St. Louis Cards (49,784)	19
10/15	W	23	at Denver (51,656)	20
10/23	L	10	at Chicago (55,701) Mon. night	13
10/29	W	27	at Green Bay (56,263)	13
11/5	W	37	New Orleans (49,784)	6
11/12	W	16	Detroit (49,784)	14
11/19	W	45	at L.A. Rams (77,982)	41
11/26	L	10	at Pittsburgh (50,348)	23
12/3	W	23	Chicago (49,784)	23
12/10	L	7	Green Bay (49,784)	23
12/16	L	17	at San Francisco (61,214) Sat. day	20

301

1973

Head Coach: Bud Grant

Preseason (5-0)

8/11	W	10	Pittsburgh (46,619)	6
8/18	W	13	at Kansas City (72,676)	10
8/25	W	34	at Oakland (57,515)	10
8/31	W	20	Miami (46,619)	17
9/8	W	24	at San Diego (42,007)	16

Regular Season (12-2)

Finish: NFC Central Champions

9/16	W	24	Oakland (46,619)	16
9/23	W	22	at Chicago (55,701)	13
9/30	W	11	Green Bay (48,503)	3
10/7	W	23	at Detroit (54,418)	9
10/14	W	17	at San Francisco (59,359)	13
10/21	W	28	Philadelphia (48,503)	21
10/28	W	10	L.A. Rams (48,503)	3
11/4	W	26	Cleveland (48,503)	9
11/11	W	28	Detroit (48,503)	7
11/19	L	14	at Atlanta (50,850) Mon. night	20
11/25	W	31	Chicago (48,503)	13
12/2	L	0	at Cincinnati (59,580)	27
12/8	W	31	at Green Bay (56,267) Sat. day	7
12/16	W	31	at N.Y. Giants (New Haven) (70,041)	7

296

NFC Divisional Playoffs

(Metropolitan Stadium, Bloomington, MN)

12/22	W	27	Washington (46,409)	20
-------	---	----	---------------------	----

NFC Championship Game

(Texas Stadium, Irving, TX)

12/30	W	27	Dallas (60,272)	10
-------	---	----	-----------------	----

Super Bowl VIII (Rice Stadium, Houston, TX)

1/13/74	L	7	Miami (68,142)	24
---------	---	---	----------------	----

1974

Head Coach: Bud Grant

Preseason (3-2)

8/10	L	21	at Denver (23,822)	27
8/19	L	9	at Miami (67,963)	21
8/25	W	32	Buffalo (46,553)	13
8/31	W	14	at St. Louis Cards (42,544)	10
9/7	W	42	San Diego (46,553)	0

Regular Season (10-4)

Finish: NFC Central Champions

9/15	W	32	at Green Bay (56,312)	17
9/22	W	7	at Detroit (49,703)	6
9/29	W	11	Chicago (46,619)	7
10/6	W	23	at Dallas (60,817)	21
10/13	W	51	Houston (48,490)	10
10/20	L	16	Detroit (48,501)	20
10/27	L	14	New England (48,497)	17
11/3	W	17	at Chicago (55,753)	0
11/11	W	28	at St. L. Cards (51,392) Mon. night	24
11/17	L	7	Green Bay (48,480)	19
11/24	L	17	at L.A. Rams (90,266)	20
12/1	W	29	New Orleans (48,456)	9
12/7	W	23	Atlanta (48,480) Sa	10
12/14	W	35	at Kansas City (72,474) Sat. day	15

310

NFC Divisional Playoffs

(Metropolitan Stadium, Bloomington, MN)

12/21	W	30	St. Louis Cards (44,626)	14
-------	---	----	--------------------------	----

NFC Championship Game

(Metropolitan Stadium, Bloomington, MN)

12/29	W	14	L.A. Rams (47,404)	10
-------	---	----	--------------------	----

Super Bowl IX

(Tulane Stadium, New Orleans, LA)

1/12/75	L	6	Pittsburgh (80,997)	16
---------	---	---	---------------------	----

1975

Head Coach: Bud Grant

Preseason (2-3-1)

8/9	L	15	N.Y. Jets at Tempe (51,323)	20
8/17	L	10	at New England (40,218)	36
8/23	W	16	at Dallas (45,395)	13
9/1	W	20	Miami (47,653)	7
9/6	L	6	St. Louis Cards (46,975)	13
9/13	T	14	at San Diego (31,642)	14

Regular Season (12-2)

Finish: NFC Central Champions

9/21	W	27	San Francisco (48,418)	17
9/28	W	42	at Cleveland (65,419)	10
10/5	W	28	Chicago (48,446)	3
10/12	W	29	N.Y. Jets (48,444)	21
10/19	W	25	Detroit (48,446)	19
10/27	L	13	at Chicago (56,302) Mon. night	9
11/2	W	28	at Green Bay (55,279)	17
11/9	W	38	Atlanta (48,446)	0
11/16	W	20	at New Orleans (60,214)	7
11/23	W	28	San Diego (48,443)	13
11/30	L	30	at Washington (54,311)	31
12/7	W	24	Green Bay (48,446)	3
12/14	L	10	at Detroit (78,990)	17
12/20	W	35	at Buffalo (73,391) Sat. day	13

377

NFC Divisional Playoffs

(Metropolitan Stadium, Bloomington, MN)

12/28	L	14	Dallas (46,425)	17
-------	---	----	-----------------	----

1976

Head Coach: Bud Grant

Preseason (3-3)

7/31	L	3	at Miami (39,939)	16
8/7	W	13	at Kansas City (32,851)	10
8/16	L	7	at Cleveland (44,336)	31
8/22	W	23	Cincinnati (43,784)	17
8/28	W	20	Philadelphia (46,512)	16
9/5	L	17	at Denver (52,129)	30

Regular Season (11-2-1)

Finish: NFC Central Champions

9/12	W	40	at New Orleans (58,156)	9
9/19	T	10	L.A. Rams (47,310) OT	10
9/26	W	10	at Detroit (77,292)	9
10/4	W	17	Pittsburgh (47,809) Mon. night	6
10/10	W	20	Chicago (47,948)	19

1977

Head Coach: Bud Grant**Preseason (4-2)**

8/6	W	22	at L.A. Rams (55,168)	17
8/13	W	34	Cleveland (45,370)	33
8/19	L	7	at Baltimore (45,529)	29
8/26	W	33	Miami (44,396)	7
9/3	L	7	at Cincinnati (52,942)	26
9/10	W	30	at Buffalo (35,017)	6

Regular Season (9-5)**Finish: NFC Central Champions**

9/18	L	10	Dallas (47,678) (OT)	16
9/24	W	9	at Tampa Bay (66,272) Sat. night	3
10/2	W	19	Green Bay (47,143)	7
10/9	W	14	Detroit (45,860)	7
10/16	W	22	Chicago (47,708) (OT)	16
10/24	L	3	at L.A. Rams (62,414) Mon. night	35
10/30	W	14	at Atlanta (59,257)	7
11/6	L	7	St. Louis (47,066)	27
11/13	W	42	Cincinnati (47,371)	10
11/20	L	7	at Chicago (49,563)	10
11/27	W	13	at Green Bay (52,267)	6
12/4	W	28	San Francisco (40,745)	27
12/11	L	13	at Oakland (52,771)	35
12/17	W	30	at Detroit (78,772) Sat. night	21

231

227

NFC Divisional Playoffs

(L.A. Coliseum, Los Angeles, CA)

12/26 W 14 L.A. Rams (62,538) 7

NFC Championship Game

(Texas Stadium, Irving, TX)

1/1/78 L 6 Dallas (61,968) 23

1978

Head Coach: Bud Grant**Preseason (2-2)**

8/5	W	20	Washington (46,212)	13
8/12	L	13	at Kansas City (41,092)	17
8/18	L	22	at Miami (46,316)	30
8/26	W	30	Buffalo (45,062)	27

Regular Season (8-7-1)**Finish: NFC Central Champions**

9/3	L	24	at New Orleans (54,187)	31
9/11	W	12	Denver (46,508) (OT) Mon. night	9
9/17	W	10	Tampa Bay (46,152)	16
9/25	W	24	at Chicago (53,561) Mon. night	20
10/1	W	24	at Tampa Bay (65,972)	7
10/8	L	28	at Seattle (62,031)	29
10/15	L	17	L.A. Rams (46,551)	34
10/22	W	21	Green Bay (47,411)	7
10/26	W	21	at Dallas (61,848) Thurs. night	10
11/5	W	17	Detroit (46,008)	7
11/12	W	17	Chicago (43,286)	14
11/19	L	7	San Diego (38,859)	13
11/26	T	10	at Green Bay (51,737) (OT)	10
12/3	W	28	Philadelphia (38,722)	27
12/9	L	14	at Detroit (78,685) Sat. day	45
12/17	L	20	at Oakland (44,643)	27


294

306

NFC Divisional Playoffs

(L.A. Coliseum, Los Angeles, CA)

12/31 L 10 L.A. Rams (69,631) 34



Seattle visited the Metrodome on August 21, 1982 to usher in a new era in team history. The team called the 'Dome home' through the 2013 season.



Tommy Kramer was the 1st Vikings QB selected in the 1st round in team history, he went on to throw 159 TDs for the team, the 2nd most behind Fran Tarkenton.

1979

Head Coach: Bud Grant**Preseason (0-4)**

8/2	L	9	at Seattle (60,881)	12
8/11	L	0	at San Diego (49,037)	19
8/18	L	10	Miami (45,790)	21
8/23	L	0	Kansas City (39,578)	25

Regular Season (7-9)**Finish: 3rd in NFC Central**

9/2	W	28	San Francisco (46,539)	22
9/9	L	7	at Chicago (53,231)	26
9/16	L	12	Miami (46,187)	21
9/23	W	27	Green Bay (45,524) (OT)	27
9/30	W	13	at Detroit (75,295)	10
10/7	L	20	Dallas (47,572)	36
10/15	L	7	at N.Y. Jets (54,479) Mon. night	14
10/21	W	30	Chicago (41,164)	27
10/28	L	10	Tampa Bay (46,906)	12
11/4	L	7	at St. Louis (47,213)	37
11/11	L	7	at Green Bay (Milw.) (52,706)	19
11/18	W	14	Detroit (43,650)	7
11/25	W	23	at Tampa Bay (70,039)	22
12/2	L	21	at L.A. Rams (56,700) (OT)	27
12/9	W	10	Buffalo (42,239)	3
12/16	L	23	at New England (54,710)	27

259

337

1980

Head Coach: Bud Grant**Preseason (3-1)**

8/9	W	21	San Diego (45,179)	17
8/18	L	10	at Kansas City (39,879)	14
8/23	W	17	at Miami (36,116)	10
8/30	W	38	Cleveland (47,262)	16

Regular Season (9-7)**Finish: NFC Central Champions**

9/7	W	24	Atlanta (44,733)	23
9/14	L	7	Philadelphia (46,460)	42
9/21	W	34	at Chicago (59,983)	14
9/28	L	7	at Detroit (80,291)	27
10/5	L	17	Pittsburgh (47,583)	23
10/12	W	13	Chicago (46,751)	7
10/19	L	0	at Cincinnati (44,487)	14
10/26	L	3	at Green Bay (44,361)	16
11/2	W	39	at Washington (52,060)	14
11/9	W	34	Detroit (46,264)	0
11/16	W	38	Tampa Bay (46,032)	30
11/23	L	13	Green Bay (47,234)	25
11/30	W	23	at New Orleans (30,936)	20
12/7	W	21	at Tampa Bay (65,649)	20
12/14	W	28	Cleveland (42,202)	23
12/21	L	16	at Houston (51,064)	20

317

308

NFC Divisional Playoffs

(Veterans Stadium, Philadelphia, PA)

1/3/81 L 16 Philadelphia (68,434) 31

1981

Head Coach: Bud Grant**Preseason (1-3)**

8/8	L	6	Miami (45,165)	20
8/14	L	13	at Washington (44,662)	27
8/22	W	20	Atlanta (42,908)	19
8/27	L	31	at L.A. Rams (60,141)	34

Regular Season (7-9)**Finish: 4th in NFC Central**

9/5	L	13	at Tampa Bay (66,287) Sat. night	21
9/14	L	10	Oakland (47,186) M	36
9/20	W	26	Detroit (45,340)	24
9/27	W	30	at Green Bay (Mil.) (55,012)	13
10/4	W	24	Chicago (43,827)	21

10/11	W	33	at San Diego (50,708)	31
10/18	W	35	Philadelphia (45,459)	23
10/25	L	17	at St. Louis Cards (48,039)	30
11/2	L	17	at Denver (74,834) Mon. night	19
11/8	W	25	Tampa Bay (47,038)	10
11/15	W	20	New Orleans (45,215)	10
11/23	L	30	at Atlanta (54,086) Mon. night	31
11/29	L	23	Green Bay (46,025)	35
12/6	L	9	at Chicago (50,766)	10
12/12	L	7	at Detroit (79,428) Sat. day	45
12/20	L	6	Kansas City (41,110)	10

325

369

1982

Head Coach: Bud Grant**Preseason (3-2)**

8/7	W	30	Baltimore at Canton (23,379)	14
8/14	L	17	at Atlanta (49,831)	20
8/21	W	7	Seattle (57,880)	3
8/28	L	17	at Denver (73,371)	27
9/3	W	24	New Orleans (53,810)	21

Regular Season (5-4)**Finish: 2nd in NFC Central**

9/12	W	17	Tampa Bay (58,440)	10
9/16	L	22	at Buffalo (77,753) Thurs. night	23
11/21	L	7	at Green Bay (Milw.) (44,681)	26
11/28	W	35	Chicago (54,724)	7
12/5	L	14	at Miami (45,721)	22
12/12	W	13	Baltimore (53,981)	10
12/19	W	34	at Detroit (73,058)	41
12/26	L	14	N.Y. Jets (58,672)	32
1/3/83	W	31	Dallas (60,007) Mon. night	27

187

198

NFC First-Round Playoffs

(Metrodome, Minneapolis, MN)

1/9/83 W 30 Atlanta (60,560) 24

NFC Second-Round Playoffs

(RFK Stadium, Washington, DC)

1/15/83 L 7 Washington (54,593) 21

1983

Head Coach: Bud Grant**Preseason (3-1)**

8/6	W	28	St. Louis Cards at London (32,847)*	10
8/13	L	7	Baltimore (56,061)	10
8/19	W	19	at Seattle (54,402)	17
8/26	W	34	Denver (59,435)	3

Regular Season (8-8)**Finish: 4th in NFC Central**

9/4	W	27	at Cleveland (70,087)	21
9/8	L	17	San Francisco (58,167) Thur. night	48
9/18	W	19	at Tampa Bay (47,567) (OT)	16
9/25	W	20	Detroit (58,254)	47
10/2	L	24	Dallas (62,136)	37
10/9	W	23	at Chicago (59,632)	14
10/16	W	34	Houston (58,910)	14
10/23	W	20	at Green Bay (55,236) (OT)	17
10/30	L	31	at St. Louis Cards (38,796)	41
11/6	L	12	Tampa Bay (59,239)	29
11/13	L	21	Green Bay (60,113)	29
11/20	W	17	at Pittsburgh (58,417)	14
11/27	L	16	at New Orleans (59,502)	17
12/5	L	2	at Detroit (79,169) Mon. night	13
12/11	L	13	Chicago (57,880)	13
12/17	W	20	Cincinnati (51,565) Mon. night	14

316

348

* game played at Wembley Stadium

1984

Head Coach: Les Steckel

Preseason (1-3)

8/4	W	37	Atlanta (51,693)	6
8/11	L	7	Miami (54,003)	29
8/18	L	10	Philadelphia (51,743)	31
8/24	L	0	at St. Louis Cards (35,864)	31

Regular Season (3-13)

Finish: 5th in NFC Central

9/2	L	13	San Diego (57,276)	42
9/9	L	17	at Philadelphia (55,942)	19
9/16	W	27	Atlanta (53,955)	20
9/23	W	29	at Detroit (57,511)	28
9/30	L	12	Seattle (57,171)	20
10/7	L	31	at Tampa Bay (47,405)	35
10/14	L	20	at L.A. Raiders (49,276)	23
10/21	L	14	Detroit (57,953)	16
10/28	L	7	at Chicago (57,517)	16
11/4	W	27	Tampa Bay (54,949)	24
11/11	L	17	at Green Bay (Milw.) (52,931)	45
11/18	L	21	at Denver (74,716)	42
11/25	L	3	Chicago (56,881)	31
11/29	L	17	Washington (55,017) Thurs. night	34
12/8	L	7	at San Francisco (61,384) Sat. day	51
12/16	L	14	Green Bay (51,197)	38
			276	484

1985

Head Coach: Bud Grant

Preseason (3-1)

8/10	W	16	at Miami (41,129)	13
8/17	W	41	Pittsburgh (56,887)	34
8/24	L	10	Seattle (56,562)	27
8/30	W	13	at Denver (69,373)	9

Regular Season (7-9)

Finish: 3rd in NFC Central

9/8	W	28	San Francisco (57,375)	21
9/15	W	31	at Tampa Bay (46,188)	16
9/19	L	24	Chicago (61,242) Thurs. night	33
9/29	W	27	at Buffalo (45,667)	20
10/6	L	10	at L.A. Rams (61,139)	13
10/13	L	17	at Green Bay (Mil.) (54,674)	20
10/20	W	21	San Diego (61,670)	17
10/27	L	9	at Chicago (63,815)	27
11/3	W	16	Detroit (58,012)	13
11/10	L	17	Green Bay (59,970)	27
11/17	L	21	at Detroit (54,647)	41
11/24	L	23	New Orleans (54,117)	30
12/1	W	28	at Philadelphia (54,688)	23
12/8	W	26	Tampa Bay (51,593)	7
12/15	L	13	at Atlanta (14,167)	14
12/22	L	35	Philadelphia (49,722)	37
			346	359

1986

Head Coach: Jerry Burns

Preseason (3-1)

8/9	W	30	Miami (52,865)	16
8/16	W	29	Denver (53,193)	27
8/22	L	17	at Seattle (57,730)	27
8/30	W	23	at Indianapolis (57,969)	20

Regular Season (9-7)

Finish: 2nd in NFC Central

9/7	L	10	Detroit (54,851)	13
9/14	W	23	at Tampa Bay (34,579)	10
9/21	W	31	Pittsburgh (56,795)	7
9/28	W	42	Green Bay (60,478)	7
10/5	L	0	at Chicago (63,921)	23
10/12	W	27	at San Francisco (58,637) (OT)	24
10/19	W	23	Chicago (62,851)	7
10/26	L	20	Cleveland (59,133)	23
11/2	L	38	at Washington (51,928) (OT)	44

11/9	W	24	at Detroit (53,725)	10
11/16	L	20	N.Y. Giants (62,003)	22
11/23	L	20	at Cincinnati (53,003)	13
11/30	W	45	Tampa Bay (56,235)	24
12/7	W	32	at Green Bay (47,637)	6
12/14	L	10	at Houston (32,738)	23
12/21	W	33	New Orleans (51,209)	17
			398	273

1987

Head Coach: Jerry Burns

Preseason (2-2)

8/15	L	17	at New Orleans (52,884)	23
8/22	W	37	Indianapolis (49,304)	13
8/29	L	27	New England (49,339)	38
9/3	W	27	at Denver (74,081)	17

Regular Season (8-7)

Finish: 2nd in NFC Central

9/13	W	34	Detroit (57,061)	19
9/20	W	21	at L.A. Rams (63,367)	13
10/4	L	16	Green Bay (13,911)	26
10/11	L	7	at Chicago (32,113)	27
10/18	L	10	at Tampa Bay (20,850)	20
10/26	W	34	Denver (51,011) M	28
11/1	L	17	at Seattle (61,134)	27
11/8	W	31	L.A. Raiders (57,150)	17
11/15	W	23	Tampa Bay (48,605)	20
11/22	W	24	Atlanta (53,866)	13
11/26	W	44	at Dallas (54,229) (OT) Thanks.	38
12/6	L	24	Chicago (62,331) Sun. night	30
12/13	L	10	at Green Bay (Milw.) (47,059)	16
12/20	W	17	at Detroit (27,693)	14
12/26	L	24	Washington (59,160) (OT) Sat. day	27
			336	335

NFC First-Round Playoffs

1/3/88	W	44	New Orleans (68,127)	10
--------	---	----	----------------------	----

NFC Divisional Playoffs

1/9/88	W	36	San Francisco (62,547)	24
--------	---	----	------------------------	----

NFC Championship Game

1/17/88	L	10	Washington (55,212)	17
---------	---	----	---------------------	----

1988

Head Coach: Jerry Burns

Preseason (3-1)

8/7	L	20	New Orleans (47,624)	23
8/14	W	28	Chicago at Göteborg, Sweden (33,115)	21
8/21	W	19	at Phoenix Cards (45,429) (OT)	16
8/26	W	24	Miami (51,463)	17

Regular Season (11-5)

Finish: 2nd in NFC Central

9/4	L	10	at Buffalo (76,783)	13
9/11	W	36	New England (55,545)	6
9/18	W	31	at Chicago (63,990)	7
9/25	W	23	Philadelphia (56,012)	21
10/2	L	7	at Miami (59,867)	24
10/9	W	14	Tampa Bay (55,374)	13
10/16	L	14	Green Bay (59,053)	34
10/23	W	49	at Tampa Bay (48,020)	20
10/30	L	21	at San Francisco (60,738)	24
11/6	W	44	Detroit (55,573)	17
11/13	W	43	at Dallas (57,830) Sun. night	3
11/20	W	12	Indianapolis Colts (58,342)	3
11/24	W	23	at Detroit (46,379) Thanksgiving	0
12/4	W	45	New Orleans (61,215)	3
12/11	L	6	at Green Bay (48,892)	18
12/19	W	28	Chicago (62,067) Mon. night	27
			406	233

NFC First-Round Playoffs

12/26	W	28	L.A. Rams (57,666)	17
-------	---	----	--------------------	----

NFC Divisional Playoffs

1/1/89	L	9	San Francisco (61,848)	34
--------	---	---	------------------------	----

1989

Head Coach: Jerry Burns

Preseason (3-1)

8/12	W	23	Kansas City at Memphis (63,528)	13
8/21	W	24	Washington (50,213)	13
8/26	L	14	at L.A. Rams (45,087)	24
9/1	W	17	Cincinnati (49,867)	10

Regular Season (10-6)

Finish: NFC Central Champions

9/10	W	38	Houston (54,015)	7
9/17	L	7	at Chicago (66,475)	38
9/24	L	14	at Pittsburgh (50,744)	27
10/1	W	17	Tampa Bay (54,817)	3
10/8	W	24	Detroit (55,380)	13
10/15	W	26	Green Bay (62,075)	14
10/22	W	20	at Detroit (51,579)	7
10/30	L	14	at N.Y. Giants (76,041) Mon. night	24
11/5	W	23	L.A. Rams (59,600) (OT)	21
11/12	W	24	at Tampa Bay (56,271)	10
11/19	L	9	at Philadelphia (65,944)	10
11/26	L	19	at Green Bay (Milw.) (55,592)	20
12/3	W	27	Chicago (60,664) Sun. night	16
12/10	W	43	Atlanta (58,116)	17
12/17	L	17	at Cleveland (70,777) (OT)	23
12/25	W	29	Cincinnati (58,829) Mon. night	21
			351	275

NFC Divisional Playoffs

1/6/90	L	13	San Francisco (64,585)	41
--------	---	----	------------------------	----

1990

Head Coach: Jerry Burns

Preseason (3-1)

8/11	L	23	New Orleans (48,154)	13
8/19	W	20	at Cleveland (60,989)	20
8/26	W	22	Houston (46,191)	21
8/31	W	20	at Miami (44,689)	17

Regular Season (6-10)

Finish: 5th in NFC Central

9/9	L	21	at Kansas City (68,363)	24
9/16	W	32	New Orleans (56,272)	3
9/23	L	16	at Chicago (65,420)	19
9/30	L	20	Tampa Bay (54,462) (OT)	23
10/7	L	27	Detroit (57,586)	34
10/15	L	24	at Philadelphia (66,296) Mon. night	32
10/21			BYE WEEK	
10/28	L	10	at Green Bay (Milw.) (55,125)	24
11/4	W	27	Denver (57,331) Sun. night	22
11/11	W	17	at Detroit (68,264)	7
11/18	W	24	at Seattle (59,735)	21
11/25	W	41	Chicago (58,866)	13
12/2	W	23	Green Bay (62,058) Sun. night	7
12/9	L	15	at N.Y. Giants (76,121)	23
12/16	L	13	at Tampa Bay (47,272)	26
12/22	L	24	L.A. Raiders (53,899) Sat. day	28
12/30	L	17	San Francisco (51,590)	20
			351	326

1991

Head Coach: Jerry Burns

Preseason (2-2)

8/3	L	21	at New Orleans (58,953)	24
8/10	W	24	Pittsburgh (44,959)	24
8/17	L	24	at Cincinnati (56,358) (OT)	27
8/23	W	31	Cleveland (45,925)	7

Regular Season (8-8)

Finish: 3rd in NFC Central

9/1	L	6	at Chicago (64,112)	10
9/8	W	20	at Atlanta (50,936)	19
9/15	W	17	San Francisco (59,148)	14
9/22	L	0	at New Orleans (68,591)	26
9/29	L	6	Denver (55,031) Sun. night	13
10/6	L	20	at Detroit (63,423)	24
10/13	W	34	Phoenix Cards (51,209)	7
10/20	L	23	at New England (45,367) (OT)	26
10/27	W	28	at Phoenix Cards (45,447)	0
11/3	W	28	Tampa Bay (35,737)	13
11/11	L	17	Chicago (59,001) Mon. night	34
11/17	W	35	at Green Bay (57,614)	21
11/24	L	14	Detroit (51,644)	31
12/1			BYE WEEK	
12/8	W	26	at Tampa Bay (41,091) Sun. night	24
12/15	W	20	L.A. Rams (61,518)	14
12/21	L	7	Green Bay (52,860) Sat. day	27
			301	306



Jerry Burns spent 24 seasons with the Vikings, 1968-85 as offensive coordinator and 1986-91 as head coach, taking the team to the 1987 NFC Championship Game and winning the 1989 NFC Central title.

1992

Head Coach: Dennis Green
Preseason (4-0)

8/8	W	24	Buffalo (36,603)	3
8/15	W	30	Kansas City (38,132)	0
8/24	W	56	at Cleveland (55,775)	3
8/29	W	30	at Washington (55,855)	0

Regular Season (11-5)

Finish: NFC Central Champions

9/6	W	23	at Green Bay (58,617) (OT)	20
9/13	L	17	at Detroit (57,519)	31
9/20	W	26	Tampa Bay (48,113)	20
9/27	W	42	at Cincinnati (53,847)	7
10/4	W	21	Chicago (60,992)	20
10/11	BYE WEEK			
10/15	W	31	Detroit (52,816) Thurs. night	14
10/22	L	13	Washington (59,098)	15
11/2	W	38	at Chicago (61,257) Mon. night	10
11/8	W	35	at Tampa Bay (49,095)	10
11/15	L	13	Houston (56,726)	10
11/22	W	17	Cleveland (53,323)	13
11/29	W	31	at L.A. Rams (54,831)	10
12/6	L	17	at Philadelphia (65,280)	28
12/13	L	17	at San Francisco (60,585)	20
12/20	W	6	at Pittsburgh (53,613)	3
12/27	W	27	Green Bay (61,461)	7

374 249

NFC First-Round Playoffs

(Metrodome, Minneapolis, MN)
 1/2/93 L 7 Washington (57,353) 24

1993

Head Coach: Dennis Green

Preseason (4-1)

8/1	W	13	at Dallas (60,110)	7
8/7	W	20	Buffalo at Berlin, Germany (67,132) 6	
8/14	W	23	Seattle (42,240)	10
8/21	L	20	at Kansas City (73,080)	27
8/26	W	30	Pittsburgh (41,512)	13

Regular Season (9-7)

Finish: 2nd in NFC Central

9/5	L	7	at L.A. Raiders (44,120)	24
9/12	W	10	Chicago (57,921)	7
9/19	BYE WEEK			
9/26	W	15	Green Bay (61,746)	13
10/3	L	19	at San Francisco (63,071)	38
10/10	W	15	Tampa Bay (54,215)	0
10/17	BYE WEEK			
10/25	W	19	at Chicago (64,677) Mon. night	12
10/31	L	27	Detroit (53,428) Sun. night	30
11/7	L	17	San Diego (55,527)	30
11/14	W	26	at Denver (67,329)	23
11/21	L	10	at Tampa Bay (40,848) Sun. night	23
11/28	L	14	New Orleans (53,030)	17
12/5	W	13	at Detroit (63,216)	0
12/12	L	20	Dallas (63,321)	37
12/19	W	21	at Green Bay (Milw.) (54,773)	17
12/26	W	30	Kansas City (59,236) Sun. night	10
12/31	W	14	at Washington (42,836) Fri. day	9

277 290

NFC First-Round Playoffs

(Giants Stadium, East Rutherford, NJ)
 1/9/94 L 10 N.Y. Giants (75,089) 17

1994

Head Coach: Dennis Green

Preseason (3-2)

7/31	L	9	at Dallas (59,062)	17
8/7	W	17	Kansas City at Tokyo, Japan (49,555) 9	
8/13	W	21	New Orleans (46,067)	17
8/20	L	19	at Seattle (45,497)	30
8/26	W	31	Miami (46,933)	16

Regular Season (10-6)

Finish: NFC Central Champions

9/4	L	10	at Green Bay (59,487)	16
9/11	W	10	Detroit (57,349)	3
9/18	W	42	at Chicago (61,073)	14
9/25	W	38	Miami (64,035)	35
10/2	L	7	at Arizona Cards (67,950)	17
10/10	W	27	at N.Y. Giants (77,294) Mon. night	10
10/16	BYE WEEK			
10/20	W	13	Green Bay (63,041) (OT) Thurs. night	10
10/20	W	36	at Tampa Bay (42,110)	13
11/6	W	21	New Orleans (57,564)	20
11/13	L	20	at New England (58,382) (OT)	26
11/20	L	21	N.Y. Jets (60,687)	31
11/27	L	17	Tampa Bay (47,259) (OT)	20
12/1	W	33	Chicago (61,483) (OT) Thurs. night	27
12/11	W	21	at Buffalo (66,501)	17
12/17	L	19	at Detroit (73,881) Sat. day	41
12/26	W	21	San Francisco (63,326) Mon. night	14

356 314

NFC First-Round Playoffs

(Metrodome, Minneapolis, MN)
 1/1/95 L 18 Chicago (60,347) 35

1995

Head Coach: Dennis Green

Preseason (2-2)

8/7	W	23	at San Diego (47,934)	19
8/12	L	14	at New England (56,241)	21
8/18	W	20	Oakland (45,306)	17
8/26	L	13	Kansas City (39,349)	17

Regular Season (8-8)

Finish: 4th in NFC Central

9/3	L	14	at Chicago (63,036)	31
9/10	W	20	Detroit (52,234)	10
9/17	L	17	Dallas (60,088) (OT) Sun. night	23
9/24	W	44	at Pittsburgh (57,853)	24
10/1	BYE WEEK			
10/7	W	23	Houston (56,430) (OT)	17
10/15	L	17	at Tampa Bay (55,703) (OT)	20
10/22	L	21	at Green Bay (60,332)	38
10/30	L	6	Chicago (61,238) M	14
11/5	W	27	Green Bay (62,839)	24
11/12	W	30	at Arizona Cards (51,342) (OT)	24
11/19	W	43	New Orleans (58,108)	24
11/23	L	38	at Detroit (74,559) Thanksgiving	17
12/3	W	31	Tampa Bay (52,879)	44
12/9	W	27	Cleveland (47,984) Sat. day	11
12/18	L	30	at San Francisco (64,975) Mon. night	37
12/24	L	24	at Cincinnati (34,568)	27

412 385

1996

Head Coach: Dennis Green

Preseason (1-3)

8/3	W	23	San Diego (34,367) (OT)	20
8/8	L	12	Buffalo (36,297)	35
8/19	L	17	at Miami (55,598)	27
8/23	L	13	at New Orleans (35,728)	16

Regular Season (9-7)

Finish: Second in NFC Central

9/1	W	17	Detroit (52,972)	13
9/8	W	23	at Atlanta (42,688)	17
9/15	W	20	at Chicago (61,301)	14
9/22	W	30	Green Bay (64,168)	21
9/29	L	10	at N.Y. Giants (70,970)	15
10/6	W	14	Carolina (60,894)	12
10/13	L	13	at Tampa Bay (32,175)	24
10/20	BYE WEEK			
10/28	L	13	Chicago (60,774) M	15
11/3	L	6	Kansas City (59,552)	21
11/10	L	23	at Seattle (50,794)	42
11/17	W	16	at Oakland (41,183) (OT) Sun. night	13
11/24	L	17	Denver (59,142)	21
12/1	W	41	Arizona (45,767)	17
12/8	W	24	at Detroit (46,043) Sun. night	22
12/15	W	21	Tampa Bay (49,302)	10
12/22	L	10	at Green Bay (59,306)	38

298 315

NFC First-Round Playoffs

(Texas Stadium, Irving, TX)
 12/28 L 15 Dallas (64,682) 40

1997

Head Coach: Dennis Green

Preseason (3-2)

7/26	W	28	Seattle at Canton (23,846)	26
8/2	W	26	St. Louis Rams (36,971)	6
8/8	L	3	at Buffalo (32,559)	19
8/16	L	13	at Cincinnati (44,316)	37
8/22	W	28	San Diego (44,300)	22

Regular Season (9-7)

Finish: 4th in NFC Central

8/31	W	34	at Buffalo (79,139)	13
9/7	W	27	at Chicago (59,263)	24
9/14	L	14	Tampa Bay (63,697)	28
9/21	L	32	at Green Bay (60,115)	38
9/28	W	28	Philadelphia (55,349) Sun. night	19
10/5	W	20	at Arizona (45,550)	19
10/12	W	21	Carolina (62,625)	14
10/19	BYE WEEK			
10/26	W	10	at Tampa Bay (66,815)	6
11/2	W	23	New England (62,917)	18
11/9	W	29	Chicago (63,443)	22
11/16	L	15	at Detroit (68,910)	38
11/23	L	21	at N.Y. Jets (77,716)	23
12/1	L	11	Green Bay (64,001) Mon. night	27
12/7	L	17	at San Francisco (55,761)	28
12/14	L	13	Detroit (60,982)	14
12/21	W	39	Indianapolis (54,107)	28

354 359

NFC First-Round Playoffs

(Giants Stadium, East Rutherford, NJ)
 12/27 W 23 N.Y. Giants (77,710) 22

NFC Divisional Playoffs

(3COM Park, San Francisco, CA)
 1/3/98 L 22 San Francisco (65,018) 38

1998

Head Coach: Dennis Green

Preseason (4-0)

8/9	W	28	at New England (54,111)	0
8/15	W	34	Kansas City (60,995)	0
8/22	W	25	at Carolina (64,569) (OT)	22
8/28	W	42	San Diego (62,127)	28

Regular Season (15-1)

Finish: NFC Central Champions

9/6	W	31	Tampa Bay (62,538)	7
9/13	W	38	at St. Louis Rams (56,234)	31
9/20	W	29	Detroit (63,107)	6
9/27	W	31	at Chicago (57,783)	28
10/5	W	37	at Green Bay (59,849) Mon. night	24
10/11	BYE WEEK			
10/18	W	41	Washington (64,004)	7
10/25	W	34	at Detroit (77,885)	13
11/1	L	24	at Tampa Bay (64,979)	27
11/8	W	31	New Orleans (63,779)	24
11/15	W	24	Cincinnati (64,232)	3
11/22	W	28	Green Bay (64,471)	14
11/26	W	46	at Dallas (64,366) Thanksgiving	36
12/6	W	48	Chicago (64,247) Sun. night	22
12/13	W	38	at Baltimore Ravens (69,074)	28
12/20	W	50	Jacksonville (64,363) Sun. night	10
12/26	W	26	at Tennessee (41,121) Sat. day	16

556 296

NFC Divisional Playoffs

(Metrodome, Minneapolis, MN)
 1/10/99 W 41 Arizona (63,760) 21

NFC Championship Game

(Metrodome, Minneapolis, MN)
 1/17/99 L 27 Atlanta (64,060) (OT) 30

1999

Head Coach: Dennis Green

Preseason (2-2)

8/13	L	21	N.Y. Giants (63,434)	36
8/21	W	24	at Cleveland (71,398)	17
8/26	W	17	Philadelphia (63,387)	13
9/3	L	17	at N.Y. Jets (76,782)	38

Regular Season (10-6)

Finish: 2nd in NFC Central

9/12	W	17	at Atlanta (69,555)	14
9/19	L	17	Oakland (64,080)	22
9/26	L	20	at Green Bay (59,886)	23
10/3	W	21	Tampa Bay (64,106)	14
10/10	L	22	Chicago (64,517)	24
10/17	L	23	at Detroit (76,516)	25
10/24	W	40	San Francisco (64,109)	16
10/31	W	23	at Denver (75,021)	20
11/8	W	27	Dallas (64,111) Mon. night	17
11/14	W	27	at Chicago (66,944) (OT)	24
11/21	BYE WEEK			
11/28	W	35	San Diego (64,232)	27
12/6	L	17	at Tampa Bay (65,741) Mon. night	24
12/12	L	28	at Kansas City (78,932) Sun. night	31
12/20	W	24	Green Bay (64,203) Mon. night	20
12/26	W	34	at N.Y. Giants (78,095)	17
1/2/00	W	24	Detroit (64,103)	17

399 335

NFC First-Round Playoffs

(Metrodome, Minneapolis, MN)
 1/9/00 W 27 Dallas (64,056) 10

NFC Divisional Playoffs

(TWA Dome

10/29	L	13	at Tampa Bay (65,589)	41
11/6	L	20	at Green Bay (59,854) (OT) MNF	26
11/12	W	31	Arizona (64,223)	14
11/19	W	31	Carolina (64,208)	17
11/23	W	27	at Dallas (63,878) Thanksgiving	15
11/30	W	24	Detroit (64,214) Thurs. night	17
12/10	L	29	at St. Louis Rams (66,273)	40
12/17	L	28	Green Bay (64,183)	33
12/24	L	10	at Indianapolis Colts (56,672)	31
397				371

NFC Divisional Playoffs

(Metrodome, Minneapolis, MN)
1/6/01 W 34 New Orleans (63,881)

NFC Championship

(Giants Stadium, East Rutherford, NJ)
1/14/01 L 0 NY Giants (79,310)

2001

Head Coach: Dennis Green (first 15 games), Mike Tice (final game)

Preseason (4-0)

8/11	W	28	New Orleans (46,752)	21
at San Antonio, TX				
8/16	W	24	Pittsburgh (63,790)	10
8/24	W	28	Indianapolis (63,804)	21
8/31	W	20	at Miami (60,136)	7

Regular Season (5-11)

Finish: 4th in NFC Central

9/9	L	13	Carolina (64,108)	24
9/23	L	10	at Chicago (66,944)	17
9/30	W	20	Tampa Bay (64,105)	18
10/7	L	15	at New Orleans (70,020)	26
10/14	W	31	Detroit (64,048)	16
10/21	W	35	Green Bay (64,165)	23
10/28	L	14	at Tampa Bay (65,558)	41
BYE WEEK				
11/11	L	17	at Philadelphia (65,638)	48
11/19	W	28	N.Y. Giants (64,283) Mon. night	16
11/25	L	6	Chicago (64,214) Sun. night	13
12/2	L	16	at Pittsburgh (62,661)	21
12/9	W	42	Tennessee (64,271)	24
12/16	L	24	at Detroit (72,190)	27
12/23	L	3	Jacksonville (64,150)	33
12/30	L	13	at Green Bay (59,870)	24
1/7/02	L	3	at Baltimore (69,665) Mon. night	19
290				390

2002

Head Coach: Mike Tice

Preseason (2-2)

8/10	L	15	Cleveland (63,532)	27
8/16	W	24	at Buffalo (46,027)	10
8/23	W	14	Tennessee (63,845)	21
8/29	L	14	at Pittsburgh (57,062)	17

Regular Season (6-10)

Finish: 2nd in NFC North

9/8	L	23	at Chicago (63,226) (Champaign, IL)	27
9/15	L	39	Buffalo (64,047) (OT)	45
9/22	L	14	Carolina (63,945)	21
9/29	L	23	at Seattle (65,212) Sun. night	48
BYE WEEK				
10/13	W	31	Detroit (64,013)	24
10/20	L	7	at N.Y. Jets (78,516)	20



Daunte Culpepper set the Vikings record with 39 passing TDs in 2004, throwing for 5 scores in 3 games on the season.

10/27	W	25	Chicago (64,122)	7
11/3	L	24	at Tampa Bay (65,667)	38
11/10	L	20	N.Y. Giants (64,005)	27
11/17	W	31	Green Bay (64,153)	21
11/24	L	17	at New England (68,436)	24
12/1	L	24	Atlanta (63,947) (OT)	30
12/8	L	22	at Green Bay (64,070) Sun. night	26
12/15	W	32	at New Orleans (67,851)	31
12/21	W	20	Miami (64,285) Sat. day	17
12/29	W	38	at Detroit (60,233)	36
390				442

2003

Head Coach: Mike Tice

Preseason (1-3)

8/9	L	14	Jacksonville (63,370)	16
8/16	L	16	at Kansas City (75,634)	26
8/22	W	21	at Oakland (37,411)	6
8/28	L	27	Arizona (63,473)	31

Regular Season (9-7)

Finish: 2nd in NFC North

9/7	W	30	at Green Bay (70,505)	25
9/14	W	24	Chicago (64,144) Sun. night	13
9/21	W	23	at Detroit (60,865)	13
9/28	W	35	San Francisco (64,111)	7
10/5	W	39	at Atlanta (70,427)	26
BYE WEEK				
10/19	W	28	Denver (64,381)	20
10/26	L	17	N.Y. Giants (64,114)	29
11/2	L	27	Green Bay (64,482) Sun. night	30
11/9	L	28	at San Diego (64,738)	42
11/16	L	18	at Oakland (56,653)	28
11/23	W	24	Detroit (63,946)	13
11/30	L	17	at St. Louis (66,134)	48
12/7	W	34	Seattle (63,968)	7
12/14	L	10	at Chicago (61,804)	13
12/20	W	45	Kansas City (64,291) Sat. day	20
12/28	L	17	at Arizona (52,734)	18
416				353

2004

Head Coach: Mike Tice

Preseason (2-2)

8/14	W	23	Arizona (63,658)	6
8/20	L	24	at Atlanta (70,623)	27
8/27	W	23	San Francisco (63,960)	10
9/2	L	21	at Seattle (50,198)	23

Regular Season (8-8)

Finish: 2nd in NFC North

9/12	W	35	Dallas (64,105)	17
9/20	L	16	at Philadelphia (67,676) Mon. night	27
9/26	W	27	Chicago (64,163)	22
BYE WEEK				
10/10	W	34	at Houston (70,718) (OT)	28
10/17	W	38	at New Orleans (64,900) Sun. night	31
10/24	W	20	Tennessee (64,108)	3
10/31	L	13	N.Y. Giants (64,012)	34
11/8	L	28	at Indianapolis (57,307) Mon. night	31
11/14	L	31	at Green Bay (70,671)	16
11/21	W	22	Detroit (64,156)	19
11/28	W	27	Jacksonville (64,004)	16
12/5	L	14	at Chicago (62,051)	24
12/12	L	23	Seattle (64,110)	27
12/19	W	28	at Detroit (62,337)	37
12/24	L	31	Green Bay (64,311) Fri. day	24
1/2	L	18	at Washington (76,876)	21
405				395

NFC First-Round Playoffs

(Lambeau Field, Green Bay, WI)

1/9/05 W 31 Green Bay (71,705)

NFC Divisional Playoffs

(Lincoln Financial Field, Philadelphia, PA)

1/16/05 L 14 Philadelphia (67,722)

2005

Head Coach: Mike Tice

Preseason (3-1)

8/12	W	27	Kansas City (63,621)	16
8/19	L	21	at N.Y. Jets (76,441)	28
8/26	W	19	San Diego (64,172)	16
9/2	W	23	at Seattle (63,746)	21

Regular Season (9-7)

Finish: 2nd in NFC North

9/11	L	13	Tampa Bay (63,939)	24
9/18	L	8	at Cincinnati (65,763)	37
9/25	W	33	New Orleans (63,952)	16
10/2	L	10	at Atlanta (69,552)	30
BYE WEEK				
10/16	L	3	at Chicago (62,143)	28
10/23	W	23	Green Bay (64,278)	20

10/30	L	13	at Carolina (73,502)	38
11/6	W	27	Detroit (63,813)	14
11/13	W	24	at N.Y. Giants (78,637)	21
11/21	W	20	at Green Bay (70,610) Mon. night	17
11/27	W	24	Cleveland (63,814)	12
12/4	W	21	at Detroit (61,375)	16
12/11	W	27	St. Louis (64,005)	13
12/18	L	3	Pittsburgh (64,136)	18
12/25	L	23	at Baltimore (70,246) Sun. night	30
1/1/06	W	34	Chicago (64,023)	10
306				344

2006

Head Coach: Brad Childress

Preseason (2-1-1)

8/14	L	13	Oakland (63,278)	16
8/19	W	17	at Pittsburgh (57,813)	10
8/25	W	30	Baltimore (63,257)	7
8/31	T	10	at Dallas (60,299)	10

Regular Season (6-10)

Finish: 3rd in NFC North

9/11	W	29	at Washington (90,608) Mon. night	16
9/17	W	16	Carolina (63,623) (OT)	13
9/24	L	16	Chicago (63,754)	19
10/1	L	12	at Buffalo (71,972)	17
10/8	W	26	Detroit (63,906)	13
BYE WEEK				
10/22	W	31	at Seattle (63,118)	13
10/30	L	7	New England (63,819) Mon. night	31
11/5	L	3	at San Francisco (68,088)	9
11/12	L	17	Green Bay (63,924)	23
11/19	L	20	at Miami (73,070)	24
11/26	W	31	Arizona (63,483)	26
12/3	L	13	at Chicago (62,221)	23
12/10	W	30	at Detroit (60,861)	20
12/17	L	13	N.Y. Jets (63,677)	26
12/21	L	7	at Green Bay (70,864) Thurs. night	9
12/31	L	21	St. Louis (63,557)	41
282				327

2007

Head Coach: Brad Childress

Preseason (2-2)

8/10	L	10	St. Louis (62,666)	13
8/17	W	37	at N.Y. Jets (75,851)	20
8/25	L	13	at Seattle (66,723)	30
8/30	W	23	Dallas (62,938)	14

Regular Season (8-8)

Finish: 2nd in NFC North

9/9	W	24	Atlanta (62,815)	3
9/16	L	17	at Detroit (61,771) (OT)	20
9/23	L	10	at Kansas City (78,038)	13
9/30	L	16	Green Bay (63,779)	23
BYE WEEK				
10/14	W	34	at Chicago (62,174)	31
10/21	L	14	at Dallas (63,432)	24
10/28	L	16	Philadelphia (63,019)	23
11/4	W	35	San Diego (63,043)	17
11/11	L	0	at Green Bay (70,945)	34
11/18	W	29	Oakland (62,960)	22
11/25	W	41	at N.Y. Giants (78,591)	17
12/2	W	42	Detroit (62,996)	10
12/9	W	27	at San Francisco (68,050)	7
12/17	W	20	Chicago (63,800) Mon. night	13
12/23	L	21	Washington (63,634) Sun. night	32
12/30	L	19	at Denver (76,084) (OT)	22
365				31

2008

Head Coach: Brad Childress

Preseason (1-3)

8/9	L	17	Seattle (62,545)	34
8/16	W	23	at Baltimore (70,585)	15
8/23	L	10	Pittsburgh (62,625)	12
8/28	L	10	at Dallas (60,246)	16

Regular Season (10-6)

Finish: NFC North Champions

9/8	L	19	at Green Bay (71,004) Mon. night	24
9/14	L	15	Indianapolis (63,585)	18
9/21	W	20	Carolina (62,628)	10
9/28	L	17	at Tennessee (63,143)	30
10/6	W	30	at New Orleans (70,015) Mon. night	27
10/12	W	12	Detroit (62,867)	10
10/19	L	41	at Chicago (62,235)	48
BYE WEEK				
11/2	W	28	Houston (62,839)	21
11/9	W	28	Green Bay (63,845)	27
11/16	L	13	at Tampa Bay (65,278)	19
11/23	W	30	at Jacksonville (65,064)	12
11/30	W	34	Chicago (63,722) Sun. night	14
12/7	W	20	at Detroit (50,444)	16

12/14	W	35	at Arizona (64,457)	14
12/21	L	27	Atlanta (62,889)	24
12/28	W	20	N.Y. Giants (63,761)	19
379				333

NFC First-Round Playoffs

(Metrodome, Minneapolis, MN)				
1/4/09	L	14	Philadelphia (61,746)	26

2009

Head Coach: Brad Childress

Preseason (3-1)

8/14	W	13	at Indianapolis (65,484)	3
8/21	W	17	Kansas City (62,782)	1
8/31	W	17	at Houston (70,191)	10
9/4	L	31	Dallas (62,334)	35

Regular Season (12-4)

Finish: NFC North Champions

9/13	W	34	at Cleveland (70,560)	20
9/20	W	27	at Detroit (56,269)	13
9/27	W	27	San Francisco (63,398)	24
10/5	W	30	Green Bay (63,846) Mon. night	23
10/11	W	38	at St. Louis (60,166)	10
10/18	W	33	Baltimore (63,689)	31
10/25	L	17	at Pittsburgh (65,597)	27
11/1	W	38	at Green Bay (71,213)	26
11/8 BYE WEEK				
11/15	W	27	Detroit (63,854)	10
11/22	W	35	Seattle (63,854)	9
11/29	W	36	Chicago (63,854)	4
12/6	L	17	at Arizona (64,121) Sun. night	30
12/13	W	30	Cincinnati (63,854)	4
12/20	L	7	at Carolina (73,515) Sun. night	26
12/28	L	30	at Chicago (62,479) (OT) Mon. night	36
1/3/10	W	44	N.Y. Giants (63,854)	7
470				312

NFC Divisional Playoffs

(Metrodome, Minneapolis, MN)

1/17/10	W	34	Dallas (63,547)	3
---------	---	----	-----------------	---

NFC Championship

(Superdome, New Orleans, LA)

1/24/10	L	28	New Orleans (71,276) (OT)	31
---------	---	----	---------------------------	----

2010

Head Coach: Brad Childress (first 10 games), Leslie Frazier (final 6 games)

Preseason (3-1)

8/14	W	28	at St. Louis (40,801)	7
8/22	L	10	at San Francisco (69,732)	15
8/28	W	24	Seattle (63,550)	13
9/2	W	31	Denver (63,328)	24

Regular Season (6-10)

Finish: 4th in NFC North

9/9	L	9	at New Orleans (70,051) Thu. night	14
9/19	L	10	Miami (63,846)	14
9/26	W	24	Detroit (63,377)	10
10/3 BYE WEEK				
10/11	L	20	at N.Y. Jets (77,909) Mon. night	29
10/17	W	24	Dallas (64,120)	21
10/24	L	24	at Green Bay (71,107) Sun. night	28
10/31	L	18	at New England (68,756)	18
11/7	W	27	Arizona (64,120) (OT)	24
11/14	L	13	at Chicago (62,206)	27
11/21	L	3	Green Bay (64,120)	31
11/28	W	17	at Washington (83,602)	13
12/5	W	38	Buffalo (64,012)	14
12/13	L	3	N.Y. Giants (45,910) # Mon. night	21
12/20	L	14	Chicago (45,504)* Mon. night	40
12/28	W	24	at Philadelphia (63,144)* Tue. night	14
1/2/11	L	13	at Detroit (57,013)	20
281				348

Played at Ford Field, Detroit, moved due to weather-related Metrodome collapse

* Played at TCF Bank Stadium, Univ. of MN

^ Delayed from 12/26 by blizzard in Philadelphia

2011

Head Coach: Leslie Frazier

Preseason (2-2)

8/13	L	3	at Tennessee (69,143)	14
8/20	W	20	at Seattle (65,599)	7
8/27	L	17	Dallas (62,800)	23
9/1	W	28	Houston (62,148)	0

Regular Season (3-13)

Finish: 4th in NFC North

9/11	L	17	at San Diego (66, 716)	24
9/18	L	20	Tampa Bay (62, 461)	24
9/25	L	23	Detroit (62, 466)	26
10/2	L	17	at Kansas City (72, 931)	22
10/9	W	34	Arizona (62, 479)	10
10/16	L	10	at Chicago (62, 322) Sun. night	39
10/23	L	27	Green Bay (63, 946)	33



Greg Lewis made his 1st catch as a Viking count, hauling in a 32-yard game-winner from Brett Favre to beat the 49ers in 2009.

10/30	W	24	at Carolina (72, 095)	21
11/6 BYE WEEK				
11/14	L	7	at Green Bay (70, 519) Mon. night	45
11/20	L	21	Oakland (62, 748)	27
11/27	L	14	at Atlanta (68, 115)	24
12/4	L	32	Denver (62, 939)	35
12/11	L	28	at Detroit (63, 988)	34
12/18	L	20	New Orleans (62,623)	42
12/24	W	33	at Washington (63,370) Sat. day	26
1/1/12	L	13	Chicago (62,867)	17
340				449

2012

Head Coach: Leslie Frazier

Preseason (1-3)

8/10	L	6	at San Francisco (69,732)	17
8/17	W	36	Buffalo (56,430)	14
8/24	L	10	San Diego (56,521)	12
8/30	L	24	at Houston (71,116)	28

Regular Season (10-6)

Finish: 2nd in NFC North

9/9	W	26	Jacksonville (56,607) (OT)	23
9/16	L	20	at Indianapolis (63,912)	23
9/23	W	24	San Francisco (57,288)	13
9/30	W	20	at Detroit (63,616)	13
10/7	W	30	Tennessee (57,652)	7
10/14	L	26	at Washington (78,476)	38
10/21	W	21	Arizona (61,068)	14
10/25	L	17	Tampa Bay (60,860) Thurs. night	36
11/4	L	20	at Seattle (67,584)	34
11/11	W	34	Detroit (64,059)	20
11/18 BYE WEEK				
11/25	L	10	at Chicago (62,306)	28
12/2	L	14	at Green Bay (70,567)	28
12/9	W	21	Chicago (64,134)	14
12/16	W	36	at St. Louis (55,751)	22
12/23	W	23	at Houston (71,688)	6
12/30	W	37	Green Bay (64,134)	34
379				348

NFC First-Round Playoffs

(Lambeau Field, Green Bay, WI)				
1/5/13	L	10	at Green Bay (71,548)	24

2013

Head Coach: Leslie Frazier

Preseason (1-3)

8/9	L	13	Houston (62,306)	27
8/16	L	16	at Buffalo (60,164)	20
8/25	L	14	at San Francisco (69,732)	34
8/29	W	24	Tennessee (62,603)	23

Regular Season (5-10-1)

Finish: 4th in NFC North

9/8	L	24	at Detroit (62,461)	34
9/15	L	30	at Chicago (62,181)	31
9/22	L	27	Cleveland (63,672)	31
9/29	W	34	Pittsburgh at London ^ (83,518)	27
10/6 BYE WEEK				
10/13	L	10	Carolina (63,963)	35
10/21	L	7	at N.Y. Giants (79,314) Mon. night	23
10/27	L	31	Green Bay (64,134) Sun. night	44
11/3	L	23	at Dallas (85,360)	27
11/7	W	34	Washington (64,011) Thurs. night	27
11/17	L	20	at Seattle (68,235)	41
11/24	T	26	at Green Bay (77,871) (OT)	26

12/1	W	23	Chicago (64,134) (OT)	20
12/8	L	26	at Baltimore (70,921)	29
12/15	W	48	Philadelphia (64,087)	30
12/22	L	14	at Cincinnati (61,555)	42
12/29	W	14	Detroit (64,134)	13

391

^ Played at Wembley Stadium, London

480

2014

Head Coach: Mike Zimmer

Preseason (4-0)

8/8	W	10	Oakland (51,752)	6
8/16	W	38	Arizona (51,763)	28
8/23	W	30	at Kansas City (73,442)	12
8/28	W	19	at Tennessee (69,143)	3

Regular Season (7-9)

Finish: 3rd in NFC North

9/7	W	34	at St. Louis (55,919)	6
9/14	L	7	New England (52,350)	30
9/21	L	9	at New Orleans (73,005)	20
9/28	W	41	Atlanta (52,173)	28
10/2	L	10	at Green Bay (78,054) Thurs. night	42
10/12	L	3	Detroit (52,213)	17
10/19	L	16	at Buffalo (68,477)	17
10/26	W	19	at Tampa Bay (56,577) (OT)	13
11/2	W	29	Washington (64,011)	26
11/9 BYE WEEK				
11/16	L	13	at Chicago (61,792)	21
11/23	L	21	Green Bay (52,386)	24
11/30	W	31	Carolina (52,016)	13
12/7	W	30	New York Jets (52,152) (OT)	24
12/14	L	14	at Detroit (62,490)	16
12/21	L	35	at Miami (66,203)	37
12/28	W	13	Chicago (52,364)	9
325				343

2015

Head Coach: Mike Zimmer

Preseason (4-1)

8/9	W	14	Pittsburgh at Canton (23,379)	3
8/15	W	26	Tampa Bay (50,610)	16
8/22	W	20	Oakland (50,656)	12
8/29	W	28	at Dallas (86,082)	14
9/3	L	17	at Tennessee (61,294)	24

Regular Season (11-5)

Finish: 1st in NFC North

9/14	L	20	at San Francisco (70,499) Mon. night	3
9/20	W	26	Detroit (52,319)	16
9/27	W	31	San Diego (52,400)	14
10/4	L	20	at Denver (77,029)	23
10/11 BYE WEEK				
10/18	W	16	Kansas City (52,480)	10
10/25	W	28	at Detroit (60,231)	19
11/1	W	23	at Chicago (62,231)	20
11/8	W	21	St. Louis (52,406) (OT)	18
11/15	W	30	at Oakland (54,700)	14
11/22	L	13	Green Bay (52,529)	30
11/29	W	20	at Atlanta (70,610)	10
12/6	L	7	Seattle (52,430)	38
12/10	L	20	at Arizona (64,784) Thurs. night	23
12/20	W	38	Chicago (52,421)	17
12/27	W	49	N.Y. Giants (52,455) Sun. night	17
1/3/16	W	20	at Green Bay (78,412) Sun. night	13
365				302

NFC First-Round Playoffs

(TCF Bank Stadium, Minneapolis, MN)				
1/10/16	L	9	Seattle (52,090)	10



The Vikings won their 1st regular season international game in 2013 over Pittsburgh.

2016

Head Coach: Mike Zimmer

Preseason (4-0)

8/12	W	17	at Cincinnati (50,737)	16
8/18	W	18	at Seattle (59,469)	11
8/28	W	23	San Diego (66,143)	10
9/1	W	27	LA Rams (66,262)	25

Regular Season (8-8)

Finish: 3rd in NFC North

9/11	W	25	at Tennessee (63,816)	16
9/18	W	17	Green Bay (66,813) Sun. night	14
9/25	W	22	at Carolina (73,818)	10
10/3	W	24	N.Y. Giants (66,690) Mon. night	10
10/9	W	31	Houston (66,683)	13
10/16	BYE WEEK			
10/23	L	10	at Philadelphia (69,596)	21
10/31	L	10	at Chicago (60,422) Mon. night	20
11/6	L	16	Detroit (66,807)	22
11/13	L	20	at Washington (78,216)	26
11/20	W	30	Arizona (66,808)	24
11/24	L	13	at Detroit (63,793) Thanksgiving	16
12/1	L	15	Dallas (66,860) Thurs. night	17
12/11	W	25	at Jacksonville (62,701)	16
12/18	L	6	Indianapolis (66,820)	34
12/24	L	25	at Green Bay (77,856) Sat. day	38
1/1/17	W	38	Chicago (66,808)	10

327

2018

Head Coach: Mike Zimmer

Preseason

8/11	W	42	at Denver (75,530)	28
8/18	L	10	Jacksonville (66,637)	14
8/24	W	21	Seattle (66,676)	20
8/30	W	13	at Tennessee (61,455)	3

Regular Season (8-7-1)

Finish: 2nd in NFC North

9/9	W	24	San Francisco (66,673)	16
9/16	T	29	at Green Bay (78,461)	29
10/23	L	6	Buffalo (66,800)	27
10/27	L	31	at L.A. Rams (72,027) Thurs. night	38
10/17	W	23	at Philadelphia (69,696)	21
10/14	W	27	Arizona (66,801)	17
10/21	W	37	at N.Y. Jets (77,982)	17
10/28	L	20	New Orleans (66,801) Sun. night	30
11/4	W	24	Detroit (66,825)	9
11/11	BYE WEEK			
11/18	L	20	at Chicago (61,651)	25
11/25	W	24	Green Bay (66,872) Sun. night	17
12/2	L	10	at New England (65,878)	24
12/10	L	7	at Seattle (69,007) Mon. night	21
12/16	W	41	Miami (66,841)	17
12/23	W	27	at Detroit (61,641)	9
12/30	L	10	Chicago (66,878)	24

307

360

341

2017

Head Coach: Mike Zimmer

Preseason (2-2)

8/10	W	17	at Buffalo (60,459)	10
8/18	L	13	at Seattle (68,550)	20
8/27	W	32	San Francisco (66,551)	31
8/31	L	9	Miami (66,409)	30

Regular Season (13-3)

Finish: 1st in NFC North

9/11	W	29	New Orleans (66,606) Mon. night	19
9/17	L	9	at Pittsburgh (65,971)	26
9/24	W	34	Tampa Bay (66,390)	17
10/1	L	7	Detroit (66,730)	14
10/9	W	20	at Chicago (61,834) Mon. night	17
10/15	W	23	Green Bay (66,848)	10
10/22	W	24	Baltimore (66,751)	16
10/29	W	33	at Cleveland (London) * (74,237)	16
11/5	BYE WEEK			
11/12	W	38	at Washington (74,476)	30
11/19	W	24	Los Angeles Rams (66,809)	7
11/23	W	30	at Detroit (66,613) Thanksgiving	23
12/3	W	14	at Atlanta (71,185)	9
12/10	L	24	at Carolina (73,728)	31
12/17	W	34	Cincinnati (66,833)	7
12/23	W	16	at Green Bay (78,092) Sat. night	0
12/31	W	23	Chicago (66,808)	10

382

252

* Played at Twickenham Stadium, London

NFC Divisional Round Playoffs

(U.S. Bank Stadium, Minneapolis, MN)

1/14/18	W	29	New Orleans (66,612)	24
---------	---	----	----------------------	----

NFC Championship Game

(Lincoln Financial Field, Philadelphia, PA)

1/21/18	L	7	Philadelphia (69,596)	38
---------	---	---	-----------------------	----

2020 VIKINGS SCHEDULE

HOME

Chicago Bears
Detroit Lions
Green Bay Packers
Cleveland Browns
Pittsburgh Steelers
Atlanta Falcons
Carolina Panthers
NFC East

AWAY

Chicago Bears
Detroit Lions
Green Bay Packers
Baltimore Ravens
Cincinnati Bengals
New Orleans Saints
Tampa Bay Buccaneers
NFC West



Since moving into U.S. Bank Stadium in 2016 the home field advantage has helped the Vikings post an NFL-best 76 sacks in home games.

VIKINGS ALL-TIME RECORD

	Won	Lost	Tied	Pct.	Games
Preseason (1961-2018)	157	100	3	.610	260
Regular Season (1961-2018)	478	397	11	.546	886
Postseason (1961-2018)	20	29	0	.408	49
All Games (1961-2018)	655	526	14	.554	1,195*
NFC Regular Season	386	306	11	.557	703
AFC Regular Season	92	91	0	.503	183

	Won	Lost	Tied	Pct.	Games
NFC Regular and Post-Season	406	330	11	.551	747
AFC Regular and Post-Season	92	95	0	.492	187
All Regular and Post-Season	498	425	11	.539	934

*Vikings faced Dallas in Playoff Bowl on 1/5/69, a postseason exhibition game after being eliminated from playoffs. The game does not count in all-time postseason record and statistics from the game do not count. Total is 1,176 with Playoff Bowl.

VIKINGS VS. NFC CENTRAL

***1970-2001 Tampa Bay was not in NFC Central in 1976 and moved to NFC South for the 2002 season

Playoff Appearances (Since 1961)	Western Conf./Division Titles (Since 1961)
29- Minnesota Vikings	20- Minnesota Vikings
28- Green Bay Packers	18- Green Bay Packers
16- Chicago Bears	9- Chicago Bears
11- Detroit Lions	3- Detroit Lions
6- Tampa Bay Buccaneers	3- Tampa Bay Buccaneers

SERIES VS. NFC NORTH

Team	Total Games (incl. Playoffs)	All-Time Series	Titles
Chicago Bears	116	60-54-2	4
Detroit Lions	115	74-39-2	0
Green Bay Packers	117	54-60-3	9
Minnesota Vikings	-	-	4

VIKINGS ALL-TIME RECORDS BY MONTH (REGULAR & POST SEASON)

Total Games	August W-L-T	September W-L-T	October W-L-T	November W-L-T	December W-L-T	January W-L-T	Totals
Arizona	28	0-0-0	0-0-0	7-6-0	6-2-0	3-3-0	17-11-0
Atlanta	30	0-0-0	8-0-0	2-2-0	4-3-0	4-5-0	19-11-0
Baltimore	6	0-0-0	0-0-0	2-0-0	0-0-0	1-2-0	3-3-0
Buffalo	14	1-0-0	1-4-0	2-2-0	0-0-0	4-0-0	0-0-0
Carolina	14	0-0-0	3-2-0	3-2-0	2-0-0	0-0-0	8-6-0
Chicago	116	0-0-0	14-14-0	17-18-0	12-9-0	15-11-2	60-54-0
Cincinnati	13	0-0-0	1-1-0	0-1-0	2-1-0	4-3-0	0-0-0
Cleveland	16	0-0-0	3-1-0	2-1-0	4-1-0	2-1-0	12-4-0
Dallas	30	0-0-0	1-4-0	4-5-0	5-1-0	1-5-0	14-16-0
Denver	14	0-0-0	1-1-0	4-1-0	2-3-0	0-2-0	0-0-0
Detroit	115	0-0-0	18-7-0	15-10-0	24-9-2	16-12-0	74-39-2
Green Bay	117	0-0-0	11-6-1	15-15-0	16-22-2	10-16-0	54-60-3
Houston	4	0-0-0	0-0-0	2-0-0	1-0-0	1-0-0	4-0-0
Indianapolis	25	0-0-0	2-5-0	1-2-1	2-5-0	2-5-0	7-17-1
Jacksonville	6	0-0-0	1-0-0	0-0-0	2-0-0	2-1-0	0-0-0
Kansas City	12	0-0-0	1-2-0	1-1-0	0-1-0	3-2-0	0-1-0
Los Angeles/St. Louis	46	0-0-0	3-3-1	6-4-0	8-4-1	10-5-0	27-17-2
Miami	13	0-0-0	2-2-0	0-2-0	0-1-0	3-1-0	0-2-0
New England	13	0-0-0	2-1-0	0-4-0	1-2-0	1-2-0	4-9-0
New Orleans	34	0-0-0	5-4-0	2-3-0	8-3-0	4-1-0	23-11-0
New York Giants	28	0-0-0	0-2-0	5-4-0	4-2-0	6-2-0	16-12-0
New York Jets	11	0-0-0	0-0-0	2-3-0	0-3-0	1-2-0	0-0-0
Oakland	15	0-0-0	1-3-0	0-1-0	4-2-0	0-3-0	0-1-0
Philadelphia	28	0-0-0	2-3-0	6-3-0	0-2-0	6-2-0	0-4-0
Pittsburgh	18	0-0-0	3-2-0	2-2-0	3-2-0	1-2-0	0-1-0
San Diego/Los Angeles	12	0-0-0	1-2-0	2-0-0	3-3-0	0-1-0	0-0-0
San Francisco	47	0-0-0	9-4-1	6-3-0	2-5-0	5-8-0	1-3-0
Seattle	16	0-0-0	0-2-0	1-1-0	3-4-0	1-3-0	0-1-0
Tampa Bay	55	0-0-0	9-6-0	10-8-0	9-6-0	5-2-0	0-0-0
Tennessee	13	0-0-0	2-1-0	5-0-0	0-1-0	2-2-0	0-0-0
Washington	26	0-0-0	1-1-0	1-2-0	7-4-0	4-2-0	0-4-0
Totals	935	1-0-0	104-83-3	125-106-1	134-101-5	117-109-2	16-27-0

VIKINGS OVERTIME GAMES

OVERTIME RECORD
Won 23, Lost 21, Tied 4
(H: 13-10-1, A: 10-11-3)

9/19/76	T 10	L.A. Rams	10	10/20/91	L 23	at New England	26	12/30/07	L 19	at Denver	22
9/18/77	L 10	L Dallas	16	9/6/92	W 23	at Green Bay	20	12/28/09	L 30	at Chicago	36
10/16/77	W 22	Chicago	16	10/20/94	W 13	Green Bay	10	1/24/10	L 28	*at New Orleans	31
9/11/78	W 12	Denver	9	11/13/94	L 20	at New England	26	11/7/10	W 27	Arizona	24
11/26/78	T 10	at Green Bay	10	11/27/94	L 17	Tampa Bay	20	9/25/11	L 23	Detroit	26
9/23/79	W 27	Green Bay	21	12/1/94	W 33	Chicago	27	9/9/12	W 26	Jacksonville	23
12/2/79	L 21	at L.A. Rams	27	9/17/95	L 17	Dallas	23	11/24/13	T 26	at Green Bay	26
9/18/83	W 19	at Tampa Bay	16	10/8/95	W 23	Houston Oilers	17	12/1/13	W 23	Chicago	20
10/23/83	W 20	at Green Bay	17	10/15/95	L 17	at Tampa Bay	20	10/26/14	W 19	at Tampa Bay	13
10/12/86	W 27	at San Francisco	24	11/12/95	W 30	at Arizona	24	12/7/14	W 30	N.Y. Jets	24
11/2/86	L 38	at Washington	44	11/17/96	W 16	at Oakland	30	11/8/15	W 21	St. Louis	18
11/26/87	W 44	at Dallas	38	1/17/99	L 27	*Atlanta	13	11/6/16	L 16	Detroit	22
12/26/87	L 24	Washington	27	11/14/99	W 27	at Chicago	24	9/16/18	T 29	at Green Bay	29
11/5/89	W 23	L.A. Rams	21	11/6/00	W 20	at Green Bay	26	*NFC Championship Game			
12/17/89	L 17	at Cleveland	23	9/15/02	L 39	Buffalo	45				
9/30/90	L 20	Tampa Bay	23	12/1/02	L 24	Atlanta	30				
				10/10/04	W 34	at Houston	28				
				9/17/06	W 16	Carolina	13				
				9/16/07	L 17	at Detroit	20				

YEAR-BY-YEAR CHAMPIONS

NATIONAL FOOTBALL LEAGUE - WESTERN CONFERENCE

WESTERN CONFERENCE: Minnesota, Baltimore, Chicago, Detroit, Green Bay, Los Angeles, San Francisco

	VIKINGS	CONFERENCE CHAMP	NFL CHAMP	SUPER BOWL	NFL MVP	COACH OF THE YEAR
1961	3-11 (7th Western)	Green Bay	Green Bay		Paul Hornung, Green Bay	Allie Sherman, NY Giants
1962	2-11-1 (6th Western)	Green Bay	Green Bay		Jim Taylor, Green Bay	Allie Sherman, NY Giants
1963	5-8-1 (7th Western)	Chicago	Cleveland		Y.A. Tittle, NY Giants	George Halas, Chicago
1964	8-5-1 (T2nd Western)	Baltimore Colts	Cleveland		Johnny Unitas, Baltimore	Don Shula, Baltimore
1965	7-7 (T5th Western)	Green Bay	Green Bay		Jim Brown, Cleveland	George Halas, Chicago
1966	4-9-1 (T6th Western)	Green Bay	Green Bay	Green Bay (I)	Bart Starr, Green Bay	Tom Landry, Dallas

NATIONAL FOOTBALL LEAGUE - WESTERN CONFERENCE-CENTRAL DIVISION

CENTRAL DIVISION: Minnesota, Chicago, Green Bay, Detroit

	VIKINGS	DIVISION CHAMP	NFL CHAMP	SUPER BOWL	NFL MVP	COACH OF THE YEAR
1967	3-8-3 (4th Central)	Green Bay	Green Bay	Green Bay (II)	Johnny Unitas, Baltimore	Shula & George Allen, LA Rams
1968	6-5 (1st Central)	Minnesota	Indianapolis	NY Jets (III)	Earl Morrall, Baltimore	Don Shula, Baltimore
1969	12-2 (1st Central)	Minnesota	Minnesota	Kansas City (IV)	Roman Gabriel, LA Rams	Bud Grant, Minnesota

NATIONAL FOOTBALL LEAGUE - NATIONAL FOOTBALL CONFERENCE-CENTRAL DIVISION

CENTRAL DIVISION: Minnesota, Chicago, Green Bay, Detroit, Tampa Bay (1977-2001)

	VIKINGS	DIVISION CHAMP	NFC CHAMP	SUPER BOWL	NFL MVP	COACH OF THE YEAR
1970	12-2 (1st Central)	Minnesota	Dallas	Baltimore (V)	John Brodie, San Francisco	Paul Brown, Cincinnati
1971	11-3 (1st Central)	Minnesota	Dallas	Dallas (VI)	Alan Page, Minnesota	George Allen, Washington
1972	7-7 (3rd Central)	Green Bay	Washington	Miami (VII)	Larry Brown, Washington	Don Shula, Miami
1973	12-2 (1st Central)	Minnesota	Minnesota	Miami (VIII)	O.J. Simpson, Buffalo	Chuck Knox, LA Rams
1974	10-4 (1st Central)	Minnesota	Minnesota	Pittsburgh (IX)	Ken Stabler, Oakland	Don Coryell, St. Louis
1975	12-2 (1st Central)	Minnesota	Dallas	Pittsburgh (X)	Fran Tarkenton, Minnesota	Ted Marchibroda, Baltimore
1976	11-2-1 (1st Central)	Minnesota	Minnesota	Oakland (XI)	Bert Jones, Baltimore	Forrest Gregg, Cleveland
1977	9-5 (1st Central)	Minnesota	Dallas	Dallas (XII)	Walter Payton, Chicago	Red Miller, Denver
1978	8-7-1 (1st Central)	Minnesota	Dallas	Pittsburgh (XIII)	Terry Bradshaw, Pittsburgh	Jack Pardee, Seattle
1979	7-9 (3rd Central)	Tampa Bay	Los Angeles	Pittsburgh (XIV)	Earl Campbell, Houston	Jack Pardee, Washington
1980	9-7 (1st Central)	Vikings	Philadelphia	Oakland (XV)	Brian Sipe, Cleveland	Chuck Knox, Buffalo
1981	7-9 (4th Central)	Tampa Bay	San Francisco	San Francisco (XVI)	Ken Anderson, Cincinnati	Bill Walsh, San Francisco
1982	5-4 (2nd Central)	none (strike)	Washington	Washington (XVII)	Mark Moseley, Washington	Joe Gibbs, Washington
1983	8-8 (4th Central)	Detroit	Washington	Oakland (XVIII)	Joe Theismann, Washington	Joe Gibbs, Washington
1984	3-13 (5th Central)	Chicago	San Francisco	San Francisco (XIX)	Dan Marino, Miami	Chuck Knox, Seattle
1985	7-9 (3rd Central)	Chicago	Chicago	Chicago (XX)	Marcus Allen, LA Raiders	Mike Ditka, Chicago
1986	9-7 (2nd Central)	Chicago	NY Giants	NY Giants (XXI)	Lawrence Taylor, NY Giants	Bill Parcells, NY Giants
1987	8-7 (2nd Central)	Chicago	Washington	Washington (XXII)	John Elway, Denver	Jim Mora, New Orleans
1988	11-5 (2nd Central)	Chicago	San Francisco	San Francisco (XXIII)	Boomer Esiason, Cincinnati	Mike Ditka, Chicago
1989	10-6 (1st Central)	Minnesota	San Francisco	San Francisco (XXIV)	Joe Montana, San Francisco	Lindy Infante, Green Bay
1990	6-10 (5th Central)	Chicago	NY Giants	NY Giants (XXV)	Joe Montana, San Francisco	Jimmy Johnson, Dallas
1991	8-8 (3rd Central)	Detroit	Washington	Washington (XXVI)	Thurman Thomas, Buffalo	Wayne Fontes, Detroit
1992	11-5 (1st Central)	Minnesota	Dallas	Dallas (XXVII)	Steve Young, San Francisco	Bill Cowher, Pittsburgh
1993	9-7 (2nd Central)	Detroit	Washington	Washington (XXVIII)	Emmitt Smith, Dallas	Dan Reeves, NY Giants
1994	10-6 (1st Central)	Minnesota	San Francisco	San Francisco (XXIX)	Steve Young, San Francisco	Bill Parcells, New England
1995	8-8 (4th Central)	Green Bay	Dallas	Dallas (XXX)	Brett Favre, Green Bay	Ray Rhodes, Philadelphia
1996	9-7 (2nd Central)	Green Bay	Green Bay	Green Bay (XXXI)	Brett Favre, Green Bay	Dom Capers, Carolina
1997	9-7 (4th Central)	Green Bay	Green Bay	Denver (XXXII)	Brett Favre, Green Bay	Jim Fassel, NY Giants
1998	15-1 (1st Central)	Minnesota	Atlanta	Denver (XXXIII)	Terrell Davis, Denver	Dan Reeves, Atlanta
1999	10-6 (2nd Central)	Tampa Bay	St. Louis Rams	St. Louis Rams (XXXIV)	Kurt Warner, St. Louis	Dick Vermeil, St. Louis
2000	11-5 (1st Central)	Minnesota	NY Giants	Baltimore (XXXV)	Marshall Faulk, St. Louis	Jim Haslett, New Orleans
2001	5-11 (4th Central)	Chicago	St. Louis Rams	New England (XXXVI)	Kurt Warner, St. Louis	Dick Jauron, Chicago

NATIONAL FOOTBALL LEAGUE - NATIONAL FOOTBALL CONFERENCE- NORTH DIVISION

NORTH DIVISION: Minnesota, Chicago, Detroit, Green Bay

	VIKINGS	DIVISION CHAMP	NFC CHAMP	SUPER BOWL		
2002	6-10 (2nd North)	Green Bay	Tampa Bay	Tampa Bay (XXXVII)	Rich Gannon, Oakland	Andy Reid, Philadelphia
2003	9-7 (2nd North)	Green Bay	Carolina	New England (XXXVIII)	Manning, Ind./McNair, Tenn.	Bill Belichick, New England
2004	8-8 (2nd North)	Green Bay	Philadelphia	New England (XXXIX)	Peyton Manning, Indianapolis	Marty Schottenheimer, San Diego
2005	9-7 (2nd North)	Chicago	Seattle	Pittsburgh (XL)	Shaun Alexander, Seattle	Lovie Smith, Chicago
2006	6-10 (3rd North)	Chicago	Chicago	Indianapolis (XLI)	LaDainian Tomlinson, S.D.	Sean Payton, New Orleans
2007	8-8 (2nd North)	Green Bay	NY Giants	NY Giants (XLII)	Tom Brady, New England	Bill Belichick, New England
2008	10-6 (1st North)	Minnesota	Arizona	Pittsburgh (XLIII)	Peyton Manning, Indianapolis	Mike Smith, Atlanta
2009	12-4 (1st North)	Minnesota	New Orleans	New Orleans (XLIV)	Peyton Manning, Indianapolis	Marvin Lewis, Cincinnati
2010	6-10 (4th North)	Chicago	Green Bay	Green Bay (XLV)	Tom Brady, New England	Bill Belichick, New England
2011	3-13 (4th North)	Green Bay	NY Giants	NY Giants (XLVI)	Aaron Rodgers, Green Bay	Jim Harbaugh, San Francisco
2012	10-6 (2nd North)	Green Bay	San Francisco	Baltimore (XLVII)	Adrian Peterson, Minnesota	Bruce Arians, Indianapolis
2013	5-10-1 (4th North)	Green Bay	Seattle	Seattle (XLVIII)	Peyton Manning, Denver	Ron Rivera, Carolina
2014	7-9 (3rd North)	Green Bay	Seattle	New England (XLIX)	Aaron Rodgers, Green Bay	Bruce Arians, Arizona
2015	11-5 (1st North)	Minnesota	Carolina	Denver (50)	Cam Newton, Carolina	Ron Rivera, Carolina
2016	8-8 (3rd North)	Green Bay	Atlanta	New England (LI)	Matt Ryan, Atlanta	Jason Garrett, Dallas
2017	13-3 (1st North)	Minnesota	Philadelphia	Philadelphia (LII)	Tom Brady, New England	Sean McVay, LA Rams
2018	8-7-1 (2nd North)	Chicago	Los Angeles	New England (LIII)	Patrick Mahomes, Kansas City	Matt Nagy, Chicago

VIKINGS PRIME TIME/THANKSGIVING RECORD (*- SEASON OPENER)

MONDAY NIGHT RECORD				
Won 29, Lost 33				
(H: 17-9, A: 12-24)				
10/26/70	W	13	L.A. Rams	3
9/20/71	W	16	at Detroit *	13
10/25/71	W	10	Baltimore	3
9/18/72	L	21	Washington *	24
10/23/72	L	10	at Chicago	13
11/19/73	L	14	at Atlanta	20
11/11/74	W	28	at St. Louis	24
10/27/75	W	13	at Chicago	9
10/4/76	W	17	Pittsburgh	6
11/29/76	L	16	at San Francisco	20
10/24/77	L	3	at L.A. Rams	35
9/11/78	W	12	Denver (OT)	9
9/25/78	W	24	at Chicago	14
10/15/79	L	7	at N.Y. Jets	14
9/14/81	L	10	Oakland	36
11/21/81	L	17	at Denver	19
11/23/81	L	30	at Atlanta	31
1/3/83	W	31	Dallas	27
12/5/83	L	2	at Detroit	13
10/26/87	W	34	Denver	27
12/19/88	W	28	Chicago	27
10/30/89	L	14	at N.Y. Giants	24
12/25/89	W	29	Cincinnati	21
10/15/90	L	24	at Philadelphia	32
11/11/91	L	17	Chicago	34
11/2/92	W	38	at Chicago	10
10/25/93	W	19	at Chicago	12
10/10/94	W	27	at N.Y. Giants	10
12/26/94	W	21	San Francisco	14
10/30/95	L	6	Chicago	14
12/18/95	L	30	at San Francisco	37
10/28/96	L	13	Chicago	15
12/1/97	L	11	Green Bay	27
10/5/98	W	37	at Green Bay	24
11/8/99	W	27	Dallas	17
12/6/99	L	27	Tampa Bay	24
12/20/99	W	24	Green Bay	20
10/9/00	W	30	Tampa Bay	23
11/6/00	L	20	at Green Bay (OT)	26
11/19/01	W	28	N.Y. Giants	16
1/7/02	L	3	at Baltimore	19
9/20/04	L	16	at Philadelphia	27
11/8/04	L	28	at Indianapolis	31
11/21/05	W	20	at Green Bay	17
9/11/06	W	16	at Washington *	13
10/30/06	L	7	New England	31
12/17/07	W	20	Chicago	13
9/8/08	L	19	at Green Bay *	24
10/6/08	W	30	at New Orleans	27
10/5/09	W	30	Green Bay	23
12/28/09	L	30	at Chicago (OT)	36
10/11/10	L	20	at N.Y. Jets	29
12/13/10	L	3	N.Y. Giants+	21
12/20/10	L	14	Chicago#	40
11/14/11	L	7	at Green Bay	45
10/21/13	L	7	at N.Y. Giants	23
9/14/15	L	3	at San Francisco *	20
10/3/16	W	24	NY Giants	10
10/31/16	L	10	at Chicago	20
9/11/17	W	29	New Orleans *	19
10/9/17	W	20	at Chicago	17
12/10/18	L	7	at Seattle	21

+ Game played at Ford Field in Detroit (scheduled for 12/12/10, moved due to weather-related Metrodome collapse)
Game played at TCF Bank Stadium, U of M

TUESDAY NIGHT RECORD				
Won 1, Lost 0				
(H: 0-0, A: 1-0)				
12/28/10	W	24	at Philadelphia^	14
^Originally scheduled for Sunday night, 12/26/10 but delayed by weather.				
THURSDAY NIGHT RECORD				
Won 6, Lost 11				
(H: 5-5, A: 1-6)				
10/26/78	W	21	at Dallas	10
9/16/82	L	22	at Buffalo	23
9/8/83	L	17	San Francisco	48
11/29/84	L	17	Washington	31
20/11/95	L	24	Chicago	33
10/19/82	W	31	Detroit	14
10/20/94	W	13	Green Bay (OT)	10
12/1/94	W	33	Chicago (OT)	27
11/30/00	W	24	Detroit	17
12/21/06	L	7	at Green Bay	9
9/9/10	L	9	at New Orleans *	14
10/25/12	L	17	Tampa Bay	36
11/7/13	W	34	Washington	27
10/2/14	L	10	at Green Bay	42
12/10/15	L	20	at Arizona	23
12/1/16	L	15	Dallas	17
9/27/18	L	31	at LA Rams	38
FRIDAY DAY/NIGHT RECORD				
Won 1, Lost 2				
(H: 0-1, A: 1-1)				
9/22/67	L	3	at L.A. Rams (night)	39
12/31/93	W	14	at Washington (day)	9
12/24/04	L	31	Green Bay (day)	34
SATURDAY DAY/NIGHT RECORD				
Won 18, Lost 10				
(H: 9-3, A: 9-7)				
10/9/65	W	40	N.Y. Giants (night)	14
9/14/68	W	47	Atlanta * (night)	7
12/5/70	W	16	Chicago (day)	13
12/16/71	W	29	Detroit (day)	10
12/17/72	L	17	at San Francisco (day)	20
12/8/73	W	31	at Green Bay (day)	7
12/17/74	W	23	Atlanta (day)	10
12/14/74	W	35	at Kansas City (day)	15
12/20/75	W	35	at Buffalo (day)	13
12/11/76	W	29	at Miami (day)	7
9/24/77	W	9	at Tampa Bay (night)	3
12/17/77	W	30	at Detroit (night)	21
12/9/78	L	14	at Detroit (day)	45
9/5/81	L	13	at Tampa Bay * (night)	21
12/12/81	L	7	at Detroit (day)	45
12/17/83	W	20	Cincinnati (day)	14
12/8/84	L	7	at San Francisco (day)	51
12/26/87	L	38	Washington (day)	44
12/22/90	L	24	LA Raiders (day)	28
12/21/91	L	7	Green Bay (day)	27
12/17/94	L	19	at Detroit (day)	41
12/9/95	W	27	Cleveland (day)	11
12/26/98	W	26	at Tennessee (day)	16
12/21/02	W	20	Miami (day)	17
12/20/03	W	45	Kansas City (day)	20
12/24/11	W	33	at Washington (day)	26
12/24/16	L	25	at Green Bay (day)	38
12/23/17	W	16	at Green Bay (night)	0

SUNDAY NIGHT RECORD				
Won 19, Lost 19				
(H: 12-9, A: 7-10)				
12/6/87	L	24	Chicago	30
11/13/88	W	43	at Dallas	3
12/3/89	W	27	Chicago	16
11/4/90	W	27	Denver	22
12/2/90	W	23	Green Bay	7
9/29/91	L	6	Denver	13
12/8/91	W	26	at Tampa Bay	24
10/31/93	L	27	Detroit	30
11/21/93	L	10	at Tampa Bay	23
12/26/93	W	30	Kansas City	10
9/17/95	L	17	Dallas (OT)	23
11/17/96	W	16	at Oakland (OT)	13
12/8/96	W	24	at Detroit	22
10/28/97	W	28	Philadelphia	19
12/6/98	W	48	Chicago	22
12/20/98	W	50	Jacksonville	10
12/12/99	L	28	at Kansas City	31
10/15/00	W	28	at Chicago	16
11/25/01	L	6	Chicago	13
9/29/02	L	23	at Seattle	48
12/8/02	L	22	at Green Bay	26
9/14/03	W	24	Chicago	14
11/2/03	L	27	Green Bay	30
10/17/04	W	38	at New Orleans	31
12/25/05	L	23	at Baltimore	30
12/23/07	L	21	Washington	32
11/30/08	W	34	Chicago	14
12/6/09	L	17	at Arizona	30
12/20/09	L	7	at Carolina	26
10/24/10	L	24	at Green Bay	28
10/16/11	L	10	at Chicago	39
10/27/13	L	31	Green Bay	44
12/27/15	W	49	New York Giants	17
9/18/16	W	20	at Green Bay	13
11/18/18	L	20	New Orleans	30
11/18/18	L	20	at Chicago	25
11/25/18	W	24	Green Bay	17
THANKSGIVING DAY RECORD				
Won 6, Lost 2				
(H: 0-0, A: 6-2)				
11/27/69	W	27	at Detroit	0
11/26/87	W	44	at Dallas (OT)	38
11/24/88	W	23	at Detroit	0
11/23/95	L	38	at Detroit	44
11/26/98	W	46	at Dallas	36
11/23/00	W	27	at Dallas	15
11/24/16	L	13	at Detroit	16
11/23/17	W	30	at Detroit	23



The Vikings played the only Tuesday game in franchise history at Philadelphia in 2010 after the game was postponed from Sunday due to weather.

VIKINGS MONDAY NIGHT BESTS

RUSHING ATTEMPTS

31Chester Taylor at Was., 9/11/06
29Ted Brown vs. Dal., 1/3/83
27Chuck Foreman vs. Pit., 10/4/76

RUSHING YARDS

148Chuck Foreman vs. Pit., 10/4/76
127Dalvin Cook vs. N.O., 9/11/17
122Robert Smith at G.B., 11/3/08
122Mewelde Moore at G.B., 11/21/05

RUSHING TDs

3D.J. Dozier vs. Den., 10/26/87
2Chuck Foreman vs. Pit., 10/4/76
2Adrian Peterson at G.B., 12/28/09
2Adrian Peterson vs. Chi., 12/17/07

LONG RUNS

72Darrin Nelson vs. Den., 10/26/87
58Jerick McKinnon @ Chi., 10/9/17
34Adrian Peterson at G.B., 9/8/08
33Dalvin Cook vs. N.O., 9/11/17

PASSING ATTEMPTS

53Josh Freeman at NYG, 10/21/13
48Tommy Kramer at NYJ, 10/15/79
47Tommy Kramer at Atl., 11/23/81
47Daunte Culpepper at Phi., 9/20/04

PASSING COMPLETIONS

37Daunte Culpepper at Phi., 9/20/04
28Tommy Kramer at NYJ, 10/15/79

VIKINGS THANKSGIVING BESTS

RUSHING ATTEMPTS

21Robert Smith @ Dal., 11/23/00
20Latavius Murray @ Det., 11/23/17
19Alfred Anderson @ Det., 11/24/88

RUSHING YARDS

148Robert Smith @ Dal., 11/23/00
118Darrin Nelson @ Det., 11/24/88

RUSHING TDs

2Leroy Hoard @ Dal., 11/26/98
2Alfred Anderson @ Det., 11/24/88
2Darrin Nelson @ Dal., 11/26/87

LONG RUNS

52Darrin Nelson @ Dal., 11/26/87
50Leroy Hoard @ Dal., 11/26/98
39Robert Smith @ Dal., 11/23/00

PASSING ATTEMPTS

47Warren Moon @ Det., 11/23/95
37Sam Bradford @ Det., 11/24/16
35Randall Cunningham @ Dal., 11/26/98

PASSING COMPLETIONS

31Sam Bradford @ Det., 11/24/16
30Warren Moon @ Det., 11/23/95
21Case Keenum @ Det., 11/23/17

PASSER RATING

128.0Daunte Culpepper @ Dal., 11/23/00
121.8Case Keenum @ Det., 11/23/17
111.5Randall Cunningham @ Dal., 11/26/98

PASSING YARDS

384Warren Moon @ Det., 11/23/95
359Randall Cunningham @ Dal., 11/26/98
282Case Keenum @ Det., 11/23/17

PASSING TDs

4Randall Cunningham @ Dal., 11/26/98
3Warren Moon @ Det., 11/23/95

RECEPTIONS

9Kyle Rudolph @ Det., 11/24/16
9Amp Lee @ Det., 11/23/95
8Adam Thielen @ Det., 11/23/17
8Adam Thielen @ Det., 11/24/16
8Anthony Carter @ Dal., 11/26/87

RECEIVING YARDS

184Anthony Carter @ Dal., 11/26/87
163Randy Moss @ Dal., 11/26/98

PASSING YARDS

442Randall Cunningham at G.B., 10/5/98
343Daunte Culpepper at Phi., 9/20/04
330Tommy Kramer at Atl., 11/23/81

PASSING TDs

4Tommy Kramer at Atl., 11/23/81
4Randall Cunningham at G.B., 10/5/98
4Daunte Culpepper vs. NYG, 11/19/01

PASSER RATING

145.9Randall Cunningham at G.B., 10/5/98
134.3Brett Favre vs. G.B., 10/9/09

RECEPTIONS

12Cris Carter at S.F., 12/18/95
11Jake Reed vs. Chi., 10/28/96
10Randy Moss vs. NYG, 11/19/01
10Cris Carter vs. NYG, 11/19/01

RECEIVING YARDS

190Randy Moss at G.B., 10/5/98
171Jake Reed vs. NYG, 11/19/01
157Adam Thielen vs. N.O., 9/11/17

RECEIVING TDs

3Randy Moss vs. NYG, 11/19/01

LONGEST FGs

53Ryan Longwell at N.O., 10/6/08
52Fred Cox at Chi., 10/27/75

FGs MADE

5Rich Karlis vs. Cinn., 12/25/89
4Rick Danmeier vs. Denver, 9/11/78

LONGEST FGs

149Jake Reed @ Det., 11/23/95
144Randy Moss @ Dal., 11/23/00
135Cris Carter @ Dal., 11/26/98

RECEIVING TDs

3Randy Moss @ Dal., 11/26/98
2Kyle Rudolph @ Det., 11/23/17
2Randy Moss @ Dal., 11/23/00
2Cris Carter @ Det., 11/23/95
2Anthony Carter @ Dal., 11/26/87

PASSING YARDS

384Warren Moon @ Det., 11/23/95
359Randall Cunningham @ Dal., 11/26/98
224Sam Bradford @ Det., 11/24/16

PASSING TDs

4Randall Cunningham @ Dal., 11/26/98
3Warren Moon @ Det., 11/23/95

LONGEST FGs

49Gary Anderson @ Dal., 11/23/00
49Fuad Reveziz @ Det., 11/23/95

FGs MADE

33Chuck Nelson @ Det., 11/24/88

LONG KICKOFF RETURNS

99tEddie Payton vs. Oak., 9/14/81
71Qadry Ismail at S.F., 12/18/95
69Cordarelle Patterson at NYG, 10/21/13

LONG PUNT RETURNS

91tNate Burleson at Ind., 11/8/04
86tMarcus Sherels at NYG, 10/21/13

SACKS

4.5Jared Allen vs. G.B., 10/5/09
4.0Chris Doleman vs. Cin., 12/25/89

INTERCEPTIONS

2Robert Griffith at G.B., 10/5/98
2Jack Del Rio at Chi., 11/2/92
2Nate Allen vs. Pit., 10/4/76
2Ed Sharockman vs. Bal., 10/25/71

LONG INTERCEPTION RETURNS

94tWalker Lee Ashley vs. Chi., 12/19/88
84tJack Del Rio at Chi., 11/2/92

TACKLES

16Antoine Winfield at Ind., 11/8/04
15Jack Del Rio at NYG, 10/10/94

LONG KICKOFF RETURNS

44David Palmer @ Dal., 11/26/98
43Qadry Ismail @ Det., 11/23/95

LONG PUNT RETURNS

74tDavid Palmer @ Det., 11/23/95
38Leo Lewis @ Dal., 11/26/87

SACKS

3.5Chris Eller @ Det., 11/27/69
3.0Chris Doleman @ Dal., 11/26/87

INTERCEPTIONS

**18 times, last by
Xavier Rhodes @ Det., 11/23/17**

LONG INTERCEPTION RETURNS

30Jim Marshall @ Det., 11/27/69
25Robert Griffith @ Dal., 11/23/00

TACKLES

14Joey Browner @ Dal., 11/26/87
14Ed McDaniel @ Dal., 11/26/98
14Ed McDaniel @ Dal., 11/23/00



RB Leroy Hoard had a 50-yard TD, the 2nd-longest in team history on Thanksgiving, and scored 2 TDs, the most in team history on Thanksgiving, at Dallas in 1998.

SERIES STANDINGS

ARIZONA

Won 17, Lost 11, Tied 0 Home 11-4, Away 6-7
1963 (H) St. Louis 56-14
1967 (H) St. Louis 34-24
1969 (A) Minnesota 27-10
1972 (H) St. Louis 19-17
1974 (A) Minnesota 28-24
1974 (H) Minnesota 30-14 **
1977 (H) St. Louis 27-7
1979 (A) St. Louis 37-7
1981 (A) St. Louis 30-17
1983 (A) St. Louis 41-31
1991 (H) Minnesota 34-7
1991 (A) Minnesota 28-0
1994 (A) Arizona 17-7
1995 (A) Minnesota 30-24 (OT)
1996 (H) Minnesota 41-17
1997 (A) Minnesota 20-19
1998 (H) Minnesota 41-21 **
2000 (H) Minnesota 31-14
2003 (A) Arizona 18-17
2006 (H) Minnesota 31-26
2008 (A) Minnesota 35-14
2009 (A) Arizona 30-17
2010 (H) Minnesota 27-24 (OT)
2011 (H) Minnesota 34-10
2012 (H) Minnesota 21-14
2015 (A) Arizona 23-20
2016 (H) Minnesota 30-24
2018 (H) Minnesota 27-17

**NFC Divisional Playoff Game

ATLANTA

Won 19, Lost 11, Tied 0 Home 11-4, Away 8-7
1966 (H) Atlanta 20-13
1967 (A) Atlanta 21-20
1968 (H) Minnesota 47-7
1969 (A) Atlanta 10-3
1970 (A) Minnesota 37-7
1971 (H) Minnesota 24-7
1973 (A) Atlanta 20-14
1974 (H) Minnesota 23-10
1975 (H) Minnesota 38-0
1977 (A) Minnesota 14-7
1980 (H) Minnesota 24-23
1981 (A) Atlanta 31-30
1982 (H) Minnesota 30-24 *
1984 (H) Minnesota 27-20
1985 (A) Atlanta 14-13
1987 (H) Minnesota 24-13
1989 (H) Minnesota 43-17
1991 (A) Minnesota 20-19
1995 (A) Minnesota 23-17
1998 (H) Atlanta 30-27 (OT) ***
1999 (A) Minnesota 17-14
2002 (H) Atlanta 30-24 (OT)
2003 (A) Minnesota 39-26
2005 (A) Atlanta 30-10
2007 (H) Minnesota 24-3
2008 (H) Atlanta 24-17
2011 (A) Atlanta 24-14
2014 (H) Minnesota 41-28
2015 (A) Minnesota 20-10
2017 (A) Minnesota 14-9

*Super Bowl Tournament
***NFC Championship Game

BALTIMORE

Won 3, Lost 3, Tied 0 Home 2-0, Away 1-3
1998 (A) Minnesota 38-28
2001 (A) Baltimore 19-3
2005 (A) Baltimore 30-23
2009 (H) Minnesota 33-31
2013 (A) Baltimore 29-26
2017 (H) Minnesota 24-16

BUFFALO

Won 8, Lost 6, Tied 0 Home 4-2, Away 4-4
1971 (H) Minnesota 19-0
1975 (A) Minnesota 35-13
1979 (H) Minnesota 10-3
1982 (A) Buffalo 23-22
1985 (A) Minnesota 27-20
1988 (A) Buffalo 13-10
1994 (A) Minnesota 21-17
1997 (A) Minnesota 34-13
2000 (H) Minnesota 31-27
2002 (H) Buffalo 45-39 (OT)
2006 (A) Buffalo 17-12
2010 (H) Minnesota 38-14
2014 (A) Buffalo 17-16
2018 (H) Buffalo 27-6

CAROLINA

Won 8, Lost 6, Tied 0 Home 5-3, Away 2-3
1996 (H) Minnesota 14-12
1997 (H) Minnesota 21-14
2000 (H) Minnesota 31-17
2001 (H) Carolina 24-13
2002 (H) Carolina 21-14
2005 (A) Carolina 38-13
2006 (H) Minnesota 16-13 (OT)
2008 (H) Minnesota 20-10
2009 (A) Carolina 26-7
2011 (A) Minnesota 24-21
2013 (H) Carolina 35-10
2014 (H) Minnesota 31-13
2016 (A) Minnesota 22-10
2017 (A) Carolina 31-24

CHICAGO

Won 60, Lost 54, Tied 2 Home 37-22, Away 23-32-2 (0-1 In Champain, IL)
1961 (H) Minnesota 37-13
1962 (A) Chicago 52-35
1963 (H) Chicago 13-0
1963 (H) Chicago 31-30
1963 (H) Chicago 28-7
1964 (A) Tie, 17-17
1964 (H) Chicago 34-28
1965 (A) Minnesota 41-14
1965 (H) Chicago 45-37
1966 (A) Minnesota 24-17
1966 (H) Chicago 13-10
1967 (H) Chicago 41-28
1967 (A) Chicago 17-7
1967 (A) Tie, 10-10
1968 (H) Chicago 27-17
1968 (A) Chicago 26-17
1969 (A) Minnesota 31-0
1970 (H) Minnesota 31-14
1970 (A) Minnesota 24-0
1971 (H) Minnesota 16-13
1971 (H) Chicago 20-17
1972 (A) Minnesota 27-10
1972 (A) Chicago 13-10
1973 (H) Minnesota 23-10
1973 (A) Minnesota 22-13
1974 (H) Minnesota 31-13
1974 (H) Minnesota 11-7
1975 (A) Minnesota 17-0
1975 (H) Minnesota 28-3
1976 (A) Minnesota 13-9
1976 (H) Minnesota 20-19
1977 (A) Chicago 14-13
1977 (H) Chicago 22-16 (OT)
1978 (A) Chicago 10-7
1978 (A) Minnesota 24-20
1978 (H) Minnesota 17-14
1979 (A) Chicago 26-7
1979 (H) Minnesota 30-27
1980 (A) Minnesota 34-14
1981 (H) Minnesota 13-7
1981 (H) Minnesota 24-21
1982 (A) Chicago 10-9
1982 (H) Minnesota 35-7
1983 (A) Minnesota 23-14
1984 (H) Chicago 19-13
1984 (A) Chicago 16-7
1984 (H) Chicago 34-3
1985 (H) Chicago 33-24
1985 (A) Chicago 27-9
1986 (A) Chicago 23-0
1987 (H) Minnesota 23-7
1987 (A) Chicago 27-7
1988 (H) Chicago 30-24
1988 (A) Minnesota 31-7
1989 (H) Minnesota 28-27
1989 (A) Chicago 38-7
1990 (H) Minnesota 27-16
1990 (A) Chicago 19-16
1991 (H) Minnesota 41-13
1991 (A) Chicago 10-6
1992 (H) Chicago 34-17
1992 (H) Minnesota 21-20
1993 (A) Minnesota 38-10
1993 (H) Minnesota 10-7
1994 (A) Minnesota 19-12
1994 (A) Minnesota 42-14
1995 (H) Minnesota 33-27(OT)
1995 (A) Chicago 35-18 *
1995 (A) Chicago 31-14
1996 (H) Chicago 14-6
1996 (A) Minnesota 20-14
1997 (H) Chicago 15-13
1997 (A) Minnesota 27-24
1998 (H) Minnesota 29-22
1998 (A) Minnesota 31-28
1999 (H) Minnesota 48-22
1999 (H) Chicago 24-22
2000 (A) Minnesota 27-24 (OT)

2000 (H) Minnesota 30-27
(A) Minnesota 28-16
2001 (A) Chicago 17-10
(H) Chicago 13-6
2002 @ (A) Chicago 27-23
(H) Minnesota 25-7
2003 (H) Minnesota 24-13
(A) Chicago 13-10
2004 (H) Minnesota 27-23
(A) Chicago 24-14
2005 (A) Chicago 28-3
(H) Minnesota 34-10
2006 (H) Chicago 19-16
(A) Chicago 23-13
2007 (A) Minnesota 34-31
(H) Minnesota 20-13
2008 (A) Chicago 48-47
(H) Minnesota 34-14
(H) Minnesota 36-10
(A) Chicago 36-30 (OT)
2010 (A) Chicago 27-13
#(H) Chicago 40-14
2011 (A) Chicago 39-10
(H) Chicago 17-13
2012 (A) Chicago 28-10
(H) Minnesota 21-14
2013 (A) Chicago 31-30
(H) Minnesota 23-20 (OT)
2014 (A) Chicago 21-13
#(H) Minnesota 13-9
2015 (A) Minnesota 23-20
#(H) Minnesota 38-17
2016 (A) Chicago 20-10
(H) Minnesota 38-10
2017 (A) Minnesota 20-17
(H) Minnesota 23-10
2018 (A) Chicago 25-20
(H) Chicago 24-10

*NFC Wild Card Game
@ Champain, IL-Memorial Stadium
TCF Bank Stadium- U of M

CINCINNATI

Won 7, Lost 6, Tied 0 Home 6-0, Away 1-6
1973 (A) Cincinnati 27-0
1977 (H) Minnesota 42-10
1980 (A) Cincinnati 14-0
1983 (H) Minnesota 20-14
1986 (A) Cincinnati 24-20
1989 (H) Minnesota 29-21
1992 (A) Minnesota 42-7
1995 (A) Cincinnati 27-24
1998 (H) Minnesota 24-3
2005 (A) Cincinnati 37-8
2009 (H) Minnesota 30-10
2013 (A) Cincinnati 42-14
2017 (H) Minnesota 34-7

CLEVELAND

Won 12, Lost 4, Tied 0 Home 7-2, Away 5-2, Neutral 1-0
1965 (A) Minnesota 27-17
1967 (A) Cleveland 14-10
1969 (H) Minnesota 51-3
1969 (H) Minnesota 27-7 +
1973 (H) Minnesota 26-3
1975 (A) Minnesota 42-10
1980 (H) Minnesota 28-23
1983 (A) Minnesota 27-21
1986 (H) Cleveland 23-20
1989 (A) Cleveland 23-17 (OT)
1992 (H) Minnesota 17-13
1995 (H) Minnesota 27-11
2005 (H) Minnesota 24-12
2009 (A) Minnesota 34-20
2013 (H) Cleveland 31-27
2017 #(N) Minnesota 33-16

+ NFL Championship Game
Played in London at
Twickenham Stadium, Minnesota
designated as road team.

DALLAS

Won 14, Lost 16, Tied 0 Home 7-10, Away 7-6
1961 (A) Dallas 21-7
(H) Dallas 28-0
1966 (A) Dallas 28-17
1968 (H) Dallas 20-17
1970 (H) Minnesota 54-13
1971 (H) Dallas 20-12 **
1973 (A) Minnesota 27-10 ***
1974 (A) Minnesota 23-21
1975 (H) Dallas 17-14 **
1977 (H) Dallas 16-10 (OT)
1977 (H) Dallas 23-6 ***
1978 (A) Minnesota 21-10
1979 (H) Dallas 36-20
1982 (H) Minnesota 31-27

1983 (H) Dallas 37-24
1987 (A) Minnesota 44-38 (OT)
1988 (A) Minnesota 43-3
1993 (H) Dallas 37-20
1995 (H) Dallas 23-17 (OT)
1996 (A) Dallas 40-15 *
1998 (A) Minnesota 46-36
1999 (H) Minnesota 27-17
(H) Minnesota 27-10 *
2000 (A) Minnesota 27-10
2004 (H) Minnesota 35-17
2007 (A) Dallas 24-14
2009 (H) Minnesota 34-3 **
2010 (H) Minnesota 24-21
2013 (A) Dallas 27-23
2015 (H) Dallas 17-15

**NFC Wild Card Game
***NFC Divisional Playoff Game
***NFC Championship Game

DENVER

Won 7, Lost 7, Tied 0 Home 4-3, Away 3-4
1972 (A) Minnesota 23-20
1978 (H) Minnesota 12-9 (OT)
1981 (A) Denver 19-17
1984 (A) Denver 42-21
1987 (H) Minnesota 34-27
1990 (H) Minnesota 27-22
1991 (H) Denver 13-7
1993 (A) Minnesota 26-23
1996 (H) Denver 21-17
1999 (A) Minnesota 23-20
2003 (H) Minnesota 28-20
2007 (A) Denver 22-19 (OT)
2011 (H) Denver 35-32
2015 (A) Denver 23-20

DETROIT

Won 74, Lost 39, Tied 2 Home 40-16-1, Away 34-23-1
1961 (H) Detroit 37-10
(A) Detroit 17-6
1962 (H) Detroit 17-6
(A) Detroit 37-23
1963 (A) Detroit 28-10
(H) Minnesota 34-31
1964 (H) Detroit 24-20
(A) Tie, 23-23
1965 (H) Detroit 31-29
(A) Minnesota 29-7
1966 (H) Detroit 32-31
(A) Minnesota 28-16
1967 (H) Tie, 10-10
(A) Detroit 14-3
1968 (H) Minnesota 24-10
(A) Minnesota 13-6
1969 (H) Minnesota 24-10
(A) Minnesota 27-0
1970 (A) Minnesota 30-17
(H) Minnesota 24-20
1971 (A) Minnesota 16-13
(H) Minnesota 28-10
1972 (A) Minnesota 34-10
(H) Minnesota 16-14
1973 (A) Minnesota 23-9
(H) Minnesota 28-7
1974 (A) Minnesota 7-6
(H) Detroit 20-16
1975 (H) Minnesota 25-19
(A) Detroit 17-10
1976 (A) Minnesota 10-9
(H) Minnesota 31-23
1977 (H) Minnesota 14-7
1978 (H) Minnesota 30-21
(A) Detroit 45-14
1979 (A) Minnesota 13-10
(H) Minnesota 14-7
1980 (A) Detroit 27-7
(H) Minnesota 34-0
1981 (H) Minnesota 26-24
(A) Detroit 45-7
1982 (A) Minnesota 34-31
1983 (H) Minnesota 20-17
(A) Detroit 13-2
1984 (A) Minnesota 29-28
(H) Detroit 16-14
1985 (H) Minnesota 16-13
(A) Detroit 41-21
1986 (H) Detroit 13-10
(A) Minnesota 24-10
1987 (H) Minnesota 34-19
(A) Minnesota 17-14
1988 (H) Minnesota 44-17
(A) Minnesota 23-0
1989 (H) Minnesota 24-17
(A) Minnesota 20-7
1990 (H) Detroit 34-27
(A) Minnesota 17-7

2000 (A) New York 41-0 ***
 2001 (H) Minnesota 28-16
 2002 (H) New York 27-20
 2003 (H) New York 29-17
 2004 (H) New York 34-13
 2005 (A) Minnesota 24-21
 2007 (A) Minnesota 41-17
 2008 (H) Minnesota 20-19
 2009 (H) Minnesota 44-7
 2010 (H) New York 21-3 @
 2013 (A) New York 23-7
 2015 (H) Minnesota 49-17
 2016 (H) Minnesota 24-10
 *NFC Wild Card Game
 ***NFC Championship Game
 @at Ford Field in Detroit, MI

NEW YORK JETS

Won 3, Lost 8, Tied 0
Home 2-3, Away 1-5
 1970 (A) New York 20-10
 1975 (H) Minnesota 28-21
 1979 (H) New York 14-7
 1982 (H) New York 42-14
 1994 (H) New York 31-21
 1997 (A) New York 23-21
 2002 (A) New York 20-7
 2006 (H) New York 26-13
 2010 (A) New York 29-20
 2014 (H) Minnesota 30-24 (OT)
 2018 (A) Minnesota 37-17

OAKLAND

Won 5, Lost 10, Tied 0
Home 3-4, Away 2-5, Neutral 0-1
 1973 (H) Minnesota 24-15
 1976 (N) Oakland 32-14 S
 1977 (A) Oakland 35-13
 1978 (A) Oakland 27-20
 1981 (H) Oakland 36-10
 1984 (A) Los Angeles 23-20
 1987 (H) Minnesota 31-20
 1990 (H) Los Angeles 28-24
 1993 (A) Los Angeles 24-7
 1996 (A) Minnesota 16-13 (OT)
 1999 (H) Oakland 22-17
 2003 (A) Oakland 28-18
 2007 (H) Minnesota 29-22
 2011 (H) Oakland 27-21
 2015 (A) Minnesota 30-14
 S Super Bowl XI, Jan. 9, 1977

PHILADELPHIA

Won 14, Lost 14, Tied 0
Home 7-4, Away 7-10
 1962 (H) Minnesota 31-21
 1963 (A) Minnesota 34-13
 1968 (A) Minnesota 24-17
 1971 (A) Minnesota 13-0
 1973 (H) Minnesota 28-21
 1976 (A) Minnesota 31-12
 1978 (H) Minnesota 28-27
 1980 (H) Philadelphia 42-7
 1980 (A) Philadelphia 31-16 **
 1981 (H) Minnesota 35-23
 1984 (A) Philadelphia 19-17
 1985 (H) Philadelphia 37-35
 1988 (H) Minnesota 23-21
 1989 (A) Philadelphia 10-9
 1990 (A) Philadelphia 32-24
 1992 (A) Philadelphia 28-17
 1997 (H) Minnesota 28-19
 2001 (A) Philadelphia 48-17
 2004 (A) Philadelphia 27-16
 (A) Philadelphia 27-14 **

2007 (H) Philadelphia 23-16
 2008 (H) Philadelphia 26-14 *
 2010 (A) Minnesota 24-14
 2013 (H) Minnesota 48-30
 2016 (A) Philadelphia 21-10
 2017 (A) Philadelphia 38-7 ***
 2018 (A) Minnesota 23-21
 *NFC Wild Card Playoff Game
 **NFC Divisional Playoff Game
 ***NFC Championship Game

PITTSBURGH

Won 9, Lost 9, Tied 0
Home 4-2, Away 4-6, Neutral 1-1
 1962 (A) Pittsburgh 39-31
 1964 (H) Minnesota 30-10
 1967 (A) Minnesota 41-27
 1969 (H) Minnesota 52-14
 1972 (A) Pittsburgh 23-10
 1974 (N) Pittsburgh 16-6 S
 1976 (H) Minnesota 17-6
 1980 (H) Pittsburgh 23-17
 1983 (A) Minnesota 17-14
 1986 (H) Minnesota 31-7
 1989 (A) Pittsburgh 27-14
 1992 (A) Minnesota 6-3
 1995 (A) Minnesota 44-24
 2001 (A) Pittsburgh 21-16
 2005 (H) Pittsburgh 18-3
 2009 (A) Pittsburgh 27-17
 2013 (N) Minnesota 34-27 #
 2017 (A) Pittsburgh 26-9
 S Super Bowl IX, Jan. 12, 1975
 # Played in London at Wembley Stadium. Minnesota designated home team.

SAN FRANCISCO

Won 23, Lost 23, Tied 1
Home 15-9, Away 8-14-1
 1961 (H) San Francisco 38-24
 (A) San Francisco 38-28
 1962 (A) San Francisco 21-7
 (H) San Francisco 35-12
 1963 (A) Minnesota 24-20
 (H) Minnesota 45-14
 1964 (A) Minnesota 27-22
 (H) Minnesota 24-7
 1965 (A) Minnesota 42-41
 (H) San Francisco 45-24
 1966 (A) Tie, 20-20
 (H) Minnesota 28-3
 1967 (H) San Francisco 27-21
 1968 (A) Minnesota 30-20
 1969 (H) Minnesota 10-7
 1970 (H) San Francisco 17-14 **
 1971 (H) San Francisco 13-9
 1972 (A) San Francisco 20-17
 1973 (A) Minnesota 17-13
 1975 (H) Minnesota 27-17
 1976 (A) San Francisco 20-16
 1977 (H) Minnesota 28-27
 1979 (H) Minnesota 28-22
 1983 (H) San Francisco 48-17
 1984 (A) San Francisco 51-7
 1985 (H) Minnesota 28-14
 1986 (A) Minnesota 27-24 (OT)
 1987 (A) Minnesota 36-24 **
 1988 (A) San Francisco 24-21
 1988 (A) San Francisco 34-9 **
 1989 (A) San Francisco 41-13 **
 1990 (H) San Francisco 20-17
 1991 (H) Minnesota 17-14
 1992 (H) San Francisco 20-17
 1993 (A) San Francisco 38-19
 1994 (H) Minnesota 21-14

1995 (A) San Francisco 37-30
 1996 (H) Minnesota 28-17
 1997 (A) San Francisco 38-22 **
 1999 (H) Minnesota 40-16
 2003 (H) Minnesota 35-7
 2006 (A) San Francisco 9-3
 2007 (A) Minnesota 27-7
 2009 (H) Minnesota 27-24
 2012 (H) Minnesota 24-13
 2015 (A) San Francisco 20-3
 2018 (H) Minnesota 24-16
 **NFC Divisional Playoff Game

SEATTLE

Won 5, Lost 11, Tied 0
Home 3-2, Away 2-6
 1976 (H) Minnesota 27-21
 1978 (A) Seattle 29-28
 1984 (H) Seattle 20-12
 1987 (A) Seattle 28-17
 1990 (A) Minnesota 24-21
 1996 (A) Seattle 42-23
 2002 (A) Seattle 48-23
 2003 (H) Minnesota 34-7
 2004 (H) Seattle 27-23
 2006 (A) Minnesota 31-13
 2009 (H) Minnesota 35-9
 2012 (A) Seattle 30-20
 2013 (A) Seattle 41-20
 2015 (H) Seattle 38-7
 (H) Seattle 10-9 *
 2018 (A) Seattle 21-7
 *NFC Wild Card Game

TAMPA BAY

Won 33, Lost 22, Tied 0
Home 19-9, Away 14-13
 1977 (A) Minnesota 9-3
 1978 (H) Tampa Bay 16-10
 (A) Minnesota 24-7
 1979 (H) Tampa Bay 12-10
 (A) Minnesota 23-22
 1980 (H) Minnesota 38-30
 (A) Minnesota 21-10
 1981 (A) Tampa Bay 21-13
 (H) Minnesota 25-10
 1982 (H) Minnesota 17-10
 1983 (A) Minnesota 19-16 (OT)
 (H) Tampa Bay 17-12
 1984 (A) Tampa Bay 35-21
 (H) Minnesota 27-24
 1985 (A) Minnesota 31-16
 (H) Minnesota 26-7
 1986 (A) Minnesota 23-10
 (H) Minnesota 45-13
 1987 (A) Tampa Bay 20-10
 (H) Minnesota 23-17
 1988 (H) Minnesota 14-13
 (A) Minnesota 49-20
 1989 (H) Minnesota 17-3
 (A) Minnesota 24-10
 1990 (H) Tampa Bay 23-20
 (A) Tampa Bay 26-13
 1991 (H) Minnesota 28-13
 (A) Minnesota 26-24
 1992 (H) Minnesota 26-20
 (A) Minnesota 35-7
 1993 (H) Minnesota 15-0
 (A) Tampa Bay 23-10
 1994 (A) Minnesota 36-13
 (H) Tampa Bay 20-17 (OT)
 (A) Tampa Bay 20-17 (OT)
 (H) Minnesota 31-17
 1996 (H) Tampa Bay 24-13
 (H) Minnesota 21-10
 (H) Tampa Bay 28-14

(A) Minnesota 10-6
 1998 (H) Minnesota 31-7
 (A) Tampa Bay 27-24
 1999 (H) Minnesota 21-14
 (A) Tampa Bay 24-17
 2000 (H) Minnesota 30-23
 (A) Tampa Bay 41-13
 2001 (H) Minnesota 20-16
 (A) Tampa Bay 41-14
 2002 (A) Tampa Bay 38-24
 2005 (H) Tampa Bay 24-13
 2008 (A) Tampa Bay 19-13
 2011 (H) Tampa Bay 24-20
 2012 (H) Tampa Bay 36-17
 2014 (A) Minnesota 19-13 (OT)
 2017 (H) Minnesota 34-17

TENNESSEE

Won 9, Lost 4, Tied 0
Home 7-1, Away 1-3
 1974 (H) Minnesota 51-10
 1980 (A) Houston 20-16
 1983 (H) Minnesota 34-14
 1986 (A) Houston 23-10
 1989 (H) Minnesota 38-7
 1992 (H) Houston 17-13
 1995 (H) Minnesota 23-17 (OT)
 1998 (A) Minnesota 26-16
 2001 (H) Minnesota 42-24
 2004 (H) Minnesota 20-3
 2008 (A) Tennessee 30-17
 2012 (H) Minnesota 30-7
 2016 (A) Minnesota 25-16

WASHINGTON

Won 13, Lost 13, Tied 0
Home 6-6, Away 7-7
 1968 (H) Minnesota 27-14
 1970 (A) Minnesota 19-10
 1972 (H) Washington 24-21
 1973 (H) Minnesota 27-20 **
 1975 (A) Washington 31-30
 1976 (H) Minnesota 35-20 **
 1980 (A) Minnesota 39-14
 1982 (A) Washington 21-7*
 1984 (H) Washington 31-17
 1986 (A) Washington 44-38 (OT)
 1987 (H) Washington 27-24 (OT)
 1987 (A) Washington 17-10 ***
 1992 (H) Washington 15-13
 1992 (H) Washington 24-7 *
 1993 (A) Minnesota 14-9
 1998 (H) Minnesota 41-7
 2004 (A) Washington 21-18
 2006 (A) Minnesota 19-16
 2007 (H) Washington 32-21
 2010 (A) Minnesota 17-13
 2011 (A) Minnesota 33-26
 2012 (A) Washington 38-26
 2013 (H) Minnesota 34-27
 2014 (H) Minnesota 29-26
 2016 (A) Washington 26-20
 2017 (A) Minnesota 38-30
 *Super Bowl Tournament
 **NFC Wild Card Game
 ***NFC Championship Game



A classic NFC rivalry is renewed in 2019 when the Vikings travel to Dallas for the 1st regular season game since 2013.

VIKINGS ALUMNI

Players must be on active roster for one game to qualify

A A A

31 Abdullah, Ameer, RB, Nebraska	2018
39 Abdullah, Husain, S, Washington St.	2008-11
50 Abrams, Bobby, LB, Michigan	1993-94
53 Ache, Steve, LB, SW Missouri	1987
12 Adams, Rodney, WR, South Florida	2017
72 Adams, Scott, G, Georgia	1991-93
85 Adams, Tom, WR, Minn.-Duluth	1962
7 Adams, Tom, QB, Utah State	1987
68 Addicks, John, C, Baylor	1989
57 Adibi, Xavier, LB, Virginia Tech	2011
67 Alderman, Grady, T, Detroit	1961-74
63 Alex, Keith, G, Texas A&M	1995
90 Alexander, Derrick, DE, Florida St.	1995-98
82 Alexander, Derrick, WR, Michigan	2002
20 Alexander, Mackensie, CB, Clemson	2016-18
57 Alexander, Rufus, LB, Oklahoma	2008
53 Alpatie, Tuineau, LB, Washington St.	1995
21 Allen, Asher, CB, Georgia	2009-11
69 Allen, Jared, DE, Idaho State	2008-13
25 Allen, Nate, DB, Texas Southern	1976-79
21 Allen, Terry, RB, Clemson	1991-94
84 Allison, Andrae, WR, East Carolina	2007-08
7 Andersen, Morten, K, Michigan St.	2004
46 Anderson, Alfred, RB, Baylor	1984-91
1 Anderson, Gary, K, Syracuse	1998-02
56 Anderson, Scott, C, Missouri	1974-1976
86 Angelo, Richard, TE, West. New Mex.	2003-05
53 Anno, Sam, LB, USC	1987-88
2 Araguz, Leo, P, Stephen F. Austin	2003
69 Arbuckar, Hassan, DE, Texas Tech	1984
16 Arceneaux, Emmanuel, WR, Alcorn State	2011
16 Archer, R.J., QB, William & Mary	2010
19 Aramoshodu, Devin, WR, Auburn	2011-12
79 Arrobio, Chuck, T, USC	1966
44/48 Asiatia, Matt, RB, Utah	2012-16
58 Ashley, Walker Lee, LB, Penn St.	1983-88; '90
79 Asper, Mark, T, Oregon	2012
43 Athas, Pete, CB, Tennessee	1975
53 Avery, John, RB, Mississippi	2003
67 Awasom, Adrian, DE, North Texas	2011
49 Ayandadejo, Obafemi, FB, San Diego St.	1998-99
42 Ayodele, Remi, DT, Oklahoma	2011

B B B

60 Baca, Jeff, G, UCLA	2013
74 Badger, Brad, G, Stanford	2000-01
5 Bailey, Dan, K, Oklahoma State	2018
77/60 Baker, Al, DE, Colorado State	1988
1 Baker, Chase, DT, Boise State	2013
28 Baker, Rashad, S, Tennessee	2006
86 Baker, Robert, WR, Auburn	2003
37 Baldwin, Randy, RB, Mississippi	1991
66 Ball, Jerry, DT, SMU	1997-99
99 Ballard, Christian, DT/DE, Iowa	2011-12
85 Ballman, Gary, TE, Michigan St.	1973
30 Banks, Antonio, S, Virginia Tech	1998-00
23 Banyard, B, RB, Texas-El Paso	2013-14
2 Barker, Roy, DT, NC Carolina	1992-95; '00
3 Barnes, Bill, RB, Wake Forest	1965-66
23 Barnes, Tomur, CB, North Texas	1996
42 Barnett, Harlon, S, Michigan St.	1995-96
55 Barr, Anthony, LB, UCLA	2014-18
1 Baskett, Hank, WR, New Mexico	2010
32/38 Bass, Anthony, DB, Bethune-Cookman	1998-99
85 Bates, D'Wayne, WR, Northwestern	2002-03
63 Battle, Jim, G, Southern Illinois	1963
52 Bavaro, David, LB, Syracuse	1992
32 Bayless, Rick, RB, Iowa	1989
47 Baylor, Tim, S, Morgan State	1979-80
27 Beamon, Autry, S, East Texas St.	1975-76
85 Beasley, John, TE, California	1967-73
64 Beavers, Willie, G, Western Michigan	2016
63 Bebout, Nick, T, Wyoming	1980
86 Bebole, Hal, TE, USC	1964-66
12 Beebe, Chad, WR, Northern Illinois	2018
81 Bell, Blake, TE, Oklahoma	2017
31 Bell, Rick, RB, St. John's (Minn.)	1983
78 Bennett, Barry, DE, Concordia	1988
12 Bennett, Barry, S, P. Quachita Baptist	1974
2 Bennett, Darren, P, no college	2004-05
23 Bennett, Michael, RB, Wisconsin	2001-05
56/50 Berich, Pete, LB, Notre Dame	1995-00
61 Berger, Joe, G/C, Michigan Tech	2011-16
17 Berger, Mitch, P, Colorado	1996-01
87 Berrian, Bernard, WR, Fresno State	2008-11
17 Berry, Bob, QB, Oregon	1965-67; 73-76
50 Berry, Ray, LB, Baylor	1987-92
45/87/44 Bertson, Sean, TE, North Carolina St.	2003-04
21 Bess, Rufus, CB, So. Carolina St.	1982-87
55 Bethea, Ryan, WR, South Carolina	1988
4 Bethel-Thompson, McCleod, QB, Sacramento St.	2012-13
55/54 Bielek, Greg, LB, Colorado	2002-03
75/78 Birk, Matt, C, Harvard	1998-08
73 Bishop, Bill, DT, North Texas St.	1961
59 Bishop, Desmond, LB, California	2013
12 Bishop, Keith, QB, Wheaton	1987

21 Blair, John, CB, Nebraska	1974-75; 1977
59 Blahk, Matt, LB, Iowa State	1974-85
68 Blair, Paul, T, Oklahoma State	1990
18/84 Bland, Tony, WR, Florida A&M	1996-98
35 Blanton, Robert, S, Notre Dame	2012-15
20 Blue, Greg, S, Georgia	2006
74 Bobo, Orlando, G, NE Louisiana	1997-98
92/96 Boireau, Michael, DE, Miami (FL)	2000
16 Bolin, Bookie, G, Mississippi	1968-69
9 Bollinger, Brooks, QB, Wisconsin	2006-07
60 Bolston, Conrad, DT, Maryland	2007
3 Bomar, Rhett, QB, Sam Houston St.	2010
13 Bono, Steve, QB, UCLA	1985-86
27 Booker, Lorenzo, RB, Florida State	2010-11
70 Boone, Alex, G, Ohio State	2016
71 Boone, David, DE, Eastern Michigan	2018
44 Boone, Mike, RB, Cincinnati	2018
6 Booty, John David, QB, USC	2008
8 Bowman, Todd, QB, St. Cloud State	1997-02
90 Bowser, Tashaun, DE, LSU	2017-18
61 Bowie, Larry, G, Purdue	1962-68
62 Boyd, Brent, G, UCLA	1980-86
36 Boyd, Malik, CB, Southern	1994
60 Boylan, Jim, WR, Washington St.	1963
26 Bradford, Ronnie, S, Colorado	2002
8 Bradford, Sam, QB, Oklahoma	2016-17
50 Brady, Jeff, LB, Kentucky	1995-97
61 Brannett, Don, DT, Carson-Newman	2003-05
53 Braxton, David, LB, Wake Forest	1989-90
75 Breitenstein, Bob, T, Tulsa	1967
42 Brewer, Jack, S, Minnesota	2002-03
5 Bridgewater, Teddy, QB, Louisville	2014-17
4 Brien, Doug, K, California	2002
43/54 Briggs, Greg, S, Texas Southern	1997-98
44 Brim, James, WR, Wake Forest	1987
44 Brim, Michael, CB, Virginia Union	1989-90
54 Brinkley, Jasper, LB, South Carolina	2009-12/14
6 Brister, Bobby, QB, NE Louisiana	2010
28 Britt, Charlie, S, Georgia	1964
24 Brock, Tramine, CB, Belhaven	2017
91 Bromell, Lorenzo, DE, Clemson	2002
40 Brothers, Kentrell, LB, Missouri	2016-18
30 Brown, Bill, RB, Illinois	1962-74
22 Brown, Ivory Lee, RB, Ark. - Pine Bluff	1993
30 Brown, Larry, WR, Mankato State	1987
31 Brown, Mack, RB, Florida	2017
86 Brown, Norris, TE, Georgia	1983
79 Brown, Pat, T, Central Florida	2010-11
32 Brown, Ralph, CB, Nebraska	2004-05
52 Brown, Richard, LB, San Diego St.	1994-96
89 Brown, Robert, TE, Alcorn A&M	1971
23 Brown, Ted, RB, North Carolina St.	1979-86
24 Brown, Terry, S, Oklahoma St.	1972-75
47 Browner, Joey, S, USC	1983-91
82 Bruer, Bob, TE, Mankato State	1980-84
24 Brune, Larry, S, Rice	1980
13 Bruno, Dave, P, Moraine Valley	1987
20 Bryant, Bobby, CB, South Carolina	1967-80
94 Bryant, Tim, LB, So. Mississippi	1987
74 Buetow, Bart, T, Minnesota	1976-77
75 Bundra, Mike, DT, USC	1964
91 Burrough, John, DE, Wyoming	1999-00
36/27 Burton, Brandon, CB, Utah	2011-12
71 Burton, Derek, T, Oklahoma St.	1987
86/11 Burton, Stephen, WR, West Texas A&M	2011-12
81 Burleson, Nate, WR, Nevada	2003-05
22 Butler, Billy, S/RB, Tenn.-Chattanooga	1962-64
31 Butler, Duane, S, Illinois State	1997-98
66 Byers, Ken, G, Cincinnati	1964-66
60 Bykowski, Carter, T, Iowa State	2014


C C C

53 Caesar, Ivan, LB, Boston College	1991
23 Caley, Jamie, RB, Grambling	1963
63 Calhoun, Lee, CB, Louisville	1961-65
85 Camarillo, Greg, WR, Stanford	2010-11
55 Campbell, John, LB, Minnesota	1963-64
16 Campbell, Kelly, WR, Georgia Tech	2002-04
17 Capleman, Bill, QB, Florida St.	1970
7 Carlson, Daniel, K, Auburn	2018
89 Carlson, John, TE, Notre Dame	2012-13
65 Carman, John, T, Georgia Tech	2002
40 Carpenter, Preston, TE, Arkansas	1966
38 Carpenter, Ron, S, Miami (Ohio)	1993
84 Carroll, Jay, TE, Minnesota	1985
81 Carter, Anthony, WR, Michigan	1985-93
80 Carter, Cris, WR, Ohio State	1990-01
21 Carter, Dale, CB, Tennessee	2006
11 Carter, Jason, WR, Texas A&M	2001
86 Carter, Kyle, TE, Penn State	2017
22/37 Carter, Tyrone, S, Minnesota	2000-02
55 Carson, Malcolm, G, Tenn.-Chatt.	1984
44 Casper, Dave, TE, Notre Dame	1983
16 Cassel, Matt, QB, USC	2013-14
48/89 Cercone, Matt, TE, Arizona St.	2000-02
87 Chamberlain, Byron, TE, Wayne St.	2001-02
23/34 Chapman, Doug, RB, Marshall	2000-03

25 Charles, John, S, Purdue	1970
21 Chavous, Corey, S/CB, Vanderbilt	2002-05
16 Chealand, Hal, QB, Mississippi St.	1974
36 Christopher, Jim, K/LB, Concordia	1962
62 Christy, Jeff, C, Pittsburgh	1993-95
50 Chukwurah, Patrick, LB/DE, Wyoming	2001-02
50/54 Ciurciu, Vinny, LB, Boston College	2007-08
12 Clabo, Neil, P, Tennessee	1975-77
55 Claiborne, Chris, LB, USC	2003-04
33 Clark, Jesse, RB, Arkansas	1989-90
89 Clark, Kenny, WR, Central Florida	2003-04
71 Clarke, Ken, DT, Syracuse	1989-91
81 Clarke, Leon, WR, USC	1963
68 Clemmings, T.J., T, Pittsburgh	2015-16
92 Clemons, Duane, DE, California	1996-99
6 Cobb, Marvin, S, USC	1980
26 Cobb, Robert, DE, Texas	1984
89 Coffman, Paul, TE, Kansas State	1988
57 Cole, Audie, LB, North Carolina State	2012-16
92 Cole, Colin, DT, Iowa	2003
37 Coleman, Al, CB, Tennessee State	1967
91 Coleman, Dan, DE, Murray State	1987
8 Coleman, Greg, P, Florida A&M	1978-87
13 Coley, Stacy, WR, Miami (Fla.)	2017-18
99/93 Colclough, Stalain, DE, Boston College	1997-99; '01
76 Collins, Alvante, T, TCU	2017-18
65 Collins, Calvin, G, Texas A&M	2001
84 Collins, Dwight, WR, Pittsburgh	1984
59 Collins, Fabian, LB, So. Illinois	1987
42 Colter, Jeff, CB, Kansas	1984
79 Conpton, Tom, G, South Dakota	2018
63 Conaty, Billy, C, Virginia Tech	2004
83 Conklin, Tyler, TE, Central Michigan	2018
20/31 Cook, Chris, CB, Virginia	2010-13
33 Cook, Dalvin, RB, Florida State	2017-18
62 Cook, Ryan, T, New Mexico	2006-10
20 Coopers, Kerry, S, Iowa	1998
88 Cooper, Adrian, TE, Oklahoma	1994-95
68 Cooper, Jon, C, Oklahoma	2009-10
50 Cooper, Marquis, LB, Washington	2006
63 Cornish, Frank, C, UCLA	1994
1 Cortez, Jose, K, Oregon State	2003-04
95 Council, Keith, DE, Hampton	1999
8 Cousins, Kirk, QB, Michigan State	2018
55 Cowart, Sam, LB, Florida State	2005
10 Cox, Fred, K, Pittsburgh	1963-67
33 Craig, Roger, RB, Nebraska	1992-93
84 Craig, Steve, TE, Northwestern	1974-78
73 Crawford, Brian, T, Western Oregon	2010-16
95 Crickton, Scott, DE, Oregon State	2014
52 Crockett, Henri, LB, Florida State	2002-03
87 Crumpler, Carlester, TE, E. Carolina	1999
77 Culpepper, Brad, DT, Florida	1992-93
12/11 Culpepper, Daunte, QB, UCF	1999-05
71 Culpepper, Ed, DT, Alabama	1961
89 Cunningham, Doug, WR, Rice	1979
77 Cunningham, Randall, QB, UNLV	1997-99
67 Cunningham, Rick, T, Texas A&M	1995
15 Cuzzo, Gary, CB, Virginia	1968-71
49 Curtis, Travis, S, West Virginia	1989

D D D

71/75 Darfney, Bernard, G, Tennessee	1992-94
84 Dale, Carroll, WR, Virginia Tech	1973
50 Dalton, Antico, LB, Hampton	1999
63 Daniels, Brian, G, Colorado	2007
63 Daniels, Brian, G, Ohio State	1997
7 Danmeier, Rick, K, Sioux Falls	1977-83
32/25 Darden, Tony, CB, Texas Tech	1998
82 Daugherty, Ron, WR, Northeastern	1987
34 Davis, Brian, CB, Nebraska	1994
71 Davis, Doug, T, Kentucky	1966-72
5 Davis, Greg, K, The Citadel	1997
63 Davis, Isaac, G, Arkansas	1989
86 Davis, Jeff, TE, Emporia St.	1993
17/86 Davis, Nick, WR, Wisconsin	2002-03
58/50 Davis, Rod, LB, Southern Miss.	2004-06
4 Dawson, Dale, K, E. Kentucky	1987
86 Dawson, Rhett, WR, Florida State	1973
51 Dean, Larry, LB, Valdosta State	2011
24 Dean, Ted, S, Wichita	1964
72 DeGare, Chris, G, Wake Forest	2010
16 Del Rio, Jack, LB, USC	1992-95
8 Delaney, Jarrod, WR, TCU	1989
85 DeLong, Greg, TE, North Carolina	1995-98
27 Demery, Calvin, WR, Arizona State	1972
28 Denny, Earl, RB, Missouri	1967-68
86 Denson, Al, WR, Florida A&M	1971
62 Denton, Bob, DE, Pacific	1961-64
25 Derby, Dean, DB, Washington	1961-62
27 Devine, Kevin, CB, California	1999
52 Dick, Jim, LB, North Dakota St.	1987
16 Diggs, Stefan, WR, Maryland	2015-18
14 Dillon, Scott, T, Memphis	1996-97
25 Dillon, Terry, CB, Montana	1963
12 Dils, Steve, QB, Stanford	1979-84

44	D'Imperio, Ryan, FB, Rutgers	2011	55	George, Ron, LB, Stanford	1997	33	Hillman, Ronnie, RB, San Diego State	2016
25	Dishman, Chris, CB, Baylor	2000	46/65	Gerak, John, TE/G, Penn St.	1993-96	85	Hilton, John, TE, Richmond	1970
26	Dixon, Ahmad, S, Baylor	2014	32	Gerhart, Toby, RB, Stanford	2010-13	98	Hinkle, George, DT, Arizona	1992
71	Dixon, David, G, Arizona St.	1994-04	56	Gersbach, Carl, LB, West Chester	1971-72	75/78	Hinton, Chris, T, Northwestern	1994-95
56	Doleman, Chris, DE/LB, Pittsburgh	1985-93; 99	86	Gillespie, Willie, WR, Tenn.-Chattanooga	1987	37	Hitzcock, Jimmy, CB, North Carolina	1998-99
84	Donahue, Oscar, WR, San Jose	1962	42	Glenn, John, WR, South Carolina St.	1972-75	18	Hoag, Ryan, WR, Gustavus Adolphus	2004
57	Downs, Devante, LB, California	2018	55	Glenn, Vance, LB, Texas A&M	2006	44	Hoard, Leroy, RB, Michigan	1996-99
65	Dorsey, Nat, T, Georgia Tech	2004	25	Glenn, Vencie, S, Indiana St.	1992-94	50/54	Hodges, Gerald, LB, Penn State	2013-15
21	Doss, Mike, S, Ohio State	2007	82	Glover, Andrew, TE, Grambling	1997-99	13	Holcomb, Kelly, QB, Middle Tenn. St.	2007
48	Dozier, D.J., RB, Penn State	1987-91	54	Goff, Robert, DT, Auburn	1996	93	Hollier, Darius, DT, Colorado	2002
48	Dozier, Klee, CB, Minnesota	2005	73	Goldberg, Adam, G, Wyoming	2004-05	85	Holland, John, WR, Tennessee St.	1974
90	Dozse, B.J., DT, Louisville	2015	82	Goodridge, Bob, WR, Vanderbilt	1968	75	Holloway, Randy, DE, Pittsburgh	1978-84
62	Ducasce, Vladimir, G, Massachusetts	2014	68	Goodrum, Charles, G, Florida A&M	1972-78	51	Holmberg, Rob, LB, Penn State	1999
56	Dugan, Bill, G, Penn State	1984	87/83	Goodwin, Hunter, TE, Texas A&M	1996-98; '02-'03	54	Holmes, Bruce, LB, Minnesota	1993
83	Dugan, Jeff, TE, Maryland	2004-10	41	Gordon, Charles, CB, Kansas	2006-08	30	Holmes, Jalyn, DT, Ohio State	2018
57	Dumler, Doug, C, Nebraska	1976-77	87	Gray, MarQueis, TE, Minnesota	2014	92	Holt, Issiac, CB, Alcorn State	1985-89
59	Dusabek, Mark, LB, Minnesota	1989-92	31	Graham, Scottie, RB, Ohio St.	1993-96	2	Horan, Mike, P, Long Beach St.	1986
EE E			73	Graves, Rory, T, Ohio State	1993	51	Hough, Jim, G, Utah State	1978-86
64	Early, Michael, G, Norfolk State	2002	23	Gray, Torrian, S, Virginia Tech	1997-98	55	Houston, Bobby, LB, North Carolina St.	1998
62	Easton, Nick, C, Harvard	2015-17	50	Grecni, Dick, LB, Ohio	1961	99	Hovan, Chris, DT, Boston College	2000-04
39	Echemund, Adimichino, RB, California	2005	32	Green, Robert, RB, William & Mary	1997	24	Howard, Bryan, S, Tennessee St.	1982
1	Edinger, Paul, K, Michigan St.	2005	25	Greene, Marcus, CB, Arizona	1998	51/59	Howard, David, LB, Long Beach St.	1985-89
67	Edison, Cornelius, G, Portland State	2017	52	Greene, Chad, LB, Iowa	2006-15	31	Howard, Willie, DL, Stanford	2001-02
27	Edwards, Brad, S, South Carolina	1988-89	27	Griffin, Everson, DE, USC	2010-18	92	Howell, Leroy, DT, Appalachian St.	1986
59	Edwards, Dixon, LB, Michigan St.	1996-98	23	Griffin, Cedric, CB, Texas	2006-11	87	Howey, Keenan, WR, Oregon	2003-05
34	Edwards, Dovonte, CB, N.C. State	2005-06	24	Griffith, Robert, S, San Diego St.	1994-01	56/72	Huffman, David, C/T, Notre Dame	1979-83; 85-90
32	Edwards, Jimmy, RB, NE Louisiana	1979	73	Grigsby, Otis, DE, Kentucky	2007-08	21	Hughes, Mike, CB, Central Florida	2018
91	Edwards, Ray, DE, Purdue	2006-10	27/26	Grim, Bob, WR, Oregon St.	1967-71; '76-'77	83	Huiz, Don, DE, Southern Miss.	1963
24	Ellers, Pat, S, Notre Dame	1990-91	47	Groce, Ron, RB, Macalester	1976	99	Hunter, Danielle, DE, LSU	2015-18
11	Eischied, Mike, P, Upper Iowa	1972-74	41	Guggemos, Neal, DB, S. Thomas	1986-87	25/31	Hunter, Will, S, Syracuse	2005-06
86	Eley, Clifton, TE, Mississippi St.	1987	78	Guion, Letroy, DT, Florida State	2008-13	67	Humphrey, Jay, T, Texas	1999
65	Elfein, Pat, C, Ohio State	1974-78	84	Gulford, Eric, WR, Arizona State	1993-94	76	Hutchinson, Steve, G, Michigan	2006-11
81	Eller, Carl, DE, Minnesota	1964-78	80	Gustafson, Jim, WR, S. Thomas	1985-90	67	Huth, Gerry, G, Wake Forest	1961-63
8	Elling, Aaron, K, Wyoming	2003-04	HH H			II I		
72	Ellis, Kendrick, DT, Hampton	2015	72	Haayer, Adam, T, Minnesota	2002, '04	84	Iglesias, Juquin, WR, Oklahoma	2010
40/45	Ellsworth, Rhett, FB, USC	2012-16	91/74	Habib, Brian, G, Washington	1988-92	4	Ikebeike, Donald, K, Clemson	1990
65/73	Elshire, Neil, DE, Oregon	1981-86	49	Hackbart, Dale, S, Wisconsin	1966-70	23	Ikola, George, S, Boise State	2018
47	Emmanuel, Charles, S, W. Virginia	1997	90	Haines, John, DT, Texas	1984	86	Ingram, Darryl, TE, California	1989
6	Epstein, Hayden, K, Michigan	2002	28	Haley, Dick, WR, Pittsburgh	1961	22	Irvine, Ken, CB/S, Memphis	2003-05
29	Evans, Charles, RB, Clark	1993-98	55	Hall, Lemanski, LB, Alabama	2000-02	67	Irwin, Tim, T, Tennessee	1981-93
26	Evans, David, CB, Cent. Arkansas	1986-87	38	Hall, Steven, S, Kentucky	1996	63	Isadora, Danny, G, Miami (Fla.)	2018
90	Evans, Fred, DT, Texas St.-San Marcos	2007-13	86/28	Hall, Tom, WR, Minnesota	1964-66; 68-69	82	Ismael, Qadry, WR, Syracuse	1993-96
31	Everett, Eric, CB Texas Tech	1992	40	Hall, Windan, S, Arizona St.	1976-77	37	Israel, Ron, DB, Notre Dame	2003
32	Exum, Antone, S, Virginia Tech	2014-17	30	Ham, C.J., RB, Augusta (SD)	2016-18	III I		
FF E			61	Hamilton, Wes, G, Tulsa	1978-85	25	Jackson, Alfred, CB, San Diego St.	1995-96
51	Farber, Hag, LB, Mississippi	1970	23	Hammonds, Shelby, CB, Penn St.	1995	89	Jackson, Harold, WR, Colorado	1982
59	Farwell, Heath, LB, San Diego St.	2005-10	25	Hampton, Alonzo, CB, Pittsburgh	1990	76	Jackson, Joe, DT, New Mexico St.	1977
3	Fason, Clatric, RB, Florida	2005-06	51	Hanks, Ben, LB, Florida	1996	7	Jackson, Tanvaris, QB, Alabama St.	2006-10
54	Faust, Paul, LB, Minnesota	1967	5	Hannon, Tom, S, Michigan St.	1977-84	83	Jacquet, Nate, WR, San Diego St.	2000-01
4	Fave, Brett, QB, Southern Mississippi	2009-10	55	Hansen, Don, LB, Illinois	1965-67	89/13	James, Cedric, WR, TCU	2002
91	Fears, Willie, DT, Northwestern St.	1990	63	Hanson, Mark, G, Mankato St.	1987	36	James, Craig, CB, Southern Illinois	2015
64	Feasel, Grant, T, Abilene Christian	1984-86	50	Hargrove, Jim, LB, Howard Payne	1967-70	47	James, Dick, RB, Oregon	1968
42	Felton, Jerome, FB, Furman	2012-14	8	Harish, Chandler, QB, Northern Illinois	2014	99	James, Erasmus, DE, Wisconsin	2005-07
31	Fennedy, Rick, RB, Washington	1987-91	36	Harrell, Sam, RB, E. Carolina	1980-82; 87	24	Jefferson, A.J., CB, Fresno State	2012-13
35	Ferguson, Bob, RB, Ohio State	1963	41	Harris, Anthony, S, Virginia	2015-18	52	Jenke, Noel, LB, Minnesota	1971
48	Ferguson, Charley, WR, Tennessee St.	1962	35	Harris, Bill, RB, Colorado	1969-70	51	Jenkins, Carlos, LB, Michigan St.	1991-94
89	Ferguson, Robert, WR, Texas A&M	2007-08	32	Harris, Darryl, RB, Arizona St.	1988	28	Jenkins, Izel, CB, North Carolina St.	1993
11	Fiedler, Jay, QB, Dartmouth	1998	99	Harris, James, DE, Temple	1993-95	84	Jenkins, Michael, WR, Ohio State	2011-12
55	Finch, Steve, WR, Elmhurst	1987	52	Harris, Joe, LB, Georgia Tech	1979	15	Jennings, Greg, WR, Western Michigan	2013-14
72	Fisk, Jason, DT, Stanford	1995-98	44	Harris, John, S, Arizona St.	1985-86	57	Jibbo, Bill, LB, Ohio State	1963-65
27	Fitzgerald, Jamie, CB, Idaho St.	1987	79	Harris, Mike, T, UCLA	2014-16	14	Johnson, Bethel, WR, Texas A&M	2006
39	Fitzgerald, Mike, CB, Iowa St.	1966-67	58/59/84	Napoleon, LB, Northwestern	2005-06; 08	21	Johnson, Brad, QB, Florida St.	1992-98; 2005-06
55	Flatley, Paul, WR, Northwestern	1963-67	57	Harris, Paul, LB, USC	1978	12	Johnson, Charles, WR, Grand Valley State	2014-16
18	Floyd, Michael, WR, Notre Dame	2017	90	Harris, Robert, DE, Southern	1992-94	65	Johnson, Charlie, NT, Colorado	1984-86
73/95	Floyd, Shariff, DT, Florida	2013-17	88	Harris, Steve, RB, Northern Iowa	1987	74	Johnson, Charlie, G/T, Oklahoma St.	2011-14
79	Fontoti, Toni, G, Nebraska	2005	95/91	Harrison, Martin, DE, Washington	1994-96; 99	59	Johnson, Chase, T, Wyoming	2007
62	Foot, Chris, C, USC	1987-91	48	Harrison, Todd, TE, North Carolina St.	1993	35	Johnson, Chris, S, San Diego St.	1996
2	Forbath, Kai, K, UCLA	2016-17	78	Hartenstein, Mike, DT, Penn State	2008	48	Johnson, Dennis, LB, USC	1980-85
66	Ford, Chase, TE, Miami (Fla.)	2013-15	86	Hartwig, Keith, WR, Arizona	1977	4	Johnson, Eddie, P, Idaho State	2003
44	Foreman, Chuck, RB, Miami (Fla.)	1973-79	12	Harvin, Percy, WR, Florida	2009-12	41	Johnson, Gene, S, Cincinnati	1961
67	Fowler, Melvin, C, Maryland	2005	87	Haslerig, Clint, WR, Michigan	1975	92	Johnson, George, DE, Rutgers	2012-13
50	Fowlkes, Dennis, LB, West Virginia	1983-85	88	Hasselbeck, Don, TE, Colorado	1984	53	Johnson, Henry, LB, Georgia Tech	1980-83
37	Frampton, Eric, S, Washington State	2007-11	89/19	Hatchette, Matthew, WR, Langston	1997-00	94	Johnson, Jaleel, DT, Iowa	2018-18
28	Frankhauser, Tom, S, Purdue	1962-63	37	Hawkins, Mike, CB, Oklahoma	2006	11	Johnson, Jaymar, WR, Jackson St.	2009-10
37	Frank, Donald, CB, Winston-Salem	1995	58	Hawkins, Rip, LB, North Carolina	1961-65	89	Johnson, Joe, WR, Notre Dame	1992
12	Freeman, Josh, QB, Kansas State	2013	44	Hayden, Leo, RB, Ohio State	1971	22	Johnson, Ken, S, Florida A&M	1989-90
22	Freeman, Steve, S, Mississippi	2007	32	Hayes, Ray, RB, Cent. Oklahoma	1961	12	Johnson, Lee, P, BYU	2001
12	Frerotte, Gus, QB, Tulsa	2003-04; '08	90	Hazuga, Jeff, DE, Wisconsin-Stout	2001	72	Johnson, Marcus, T, Mississippi	2005-08
83	Frisch, David, TE, Colorado State	1996	58	Henderson, E.J., LB, Maryland	2003-11	55	Johnson, Orlick, LB, Florida A&M	1999
37	Frye, Phil, RB, California Lutheran	1987	50	Henderson, Erin, LB, Maryland	2008-13	48	Johnson, Sammy, RB, North Carolina	1976-78
27	Fuller, Corey, CB, Florida State	1995-98	80	Henderson, John, WR, Michigan	1968-72	97	Johnson, Spencer, DT, Auburn	2004-07
29	Fullington, Darrell, S, Miami (Fla.)	1988-90	30	Henderson, Keith, RB, Georgia	1992	90	Johnson, Toby, DT, Georgia	2016
63	Fusco, Brandon, G, Slippery Rock	2011-16	24	Henderson, Wymon, CB, UNLV	1987-88	92/96	Johnson, Tom, DT, Southern Miss.	2014-18
GG G			6	Heinicke, Taylor, QB, Old Dominion	2015-16			
32	Galbreath, Tony, RB, Missouri	1981-83	60	Hernandez, Matt, T, Purdue	1984			
66	Gallagher, Frank, G, North Carolina	1973	67/64	Herrera, Anthony, G, Tennessee	2004-11			
6	Gallery, Jim, K, Minnesota	1990	58	Herron, David, LB, Michigan State	2007-08			
28	Gallishaw, Laroni, CB, Murray St.	2005	79	Hicks, Artis, G, Memphis	2006-09			
90	Galvin, John, LB, Boston College	1989	43	Hicks, Maurice, RB, North Carolina A&T	1968-79			
16	Gannon, Rich, QB, Delaware	1987-92	58	Hilgenberg, Wally, LB, Iowa	1968-79			
2	Garcia, Teddy, K, NE Louisiana	1989	42	Hill, Gary, S, USC	1965			
54	Garnett, David, LB, Stanford	1993-94; '96	24	Hill, Holton, CB, Texas	2001			
92	Garnett, Winfield, DT, Ohio State	2001	10	Hill, King, P-QB, Rice	1968			
44	Gault, Billy, CB, Texas Christian	1961	63	Hill, Rashod, T, Southern Mississippi	2016-18	Wally Hilgenberg		
7	Gay, William, DE, USC	1988	12/13	Hill, Shaun, QB, Maryland	2002-05; '15-'16	EXTRA POINTS		
42	Gedden, Ben, LB, Michigan	2017-18	89	Hillary, Ira, WR, South Carolina	1990	HISTORY		
3	George, Jeff, QB, Illinois	1999	82	Hilton, Carl, TE, Houston	1986-89	PLAYOFF RECORDS		
						2018 SEASON		
						ROOKIES		
						PLAYERS		
						STATE		
						COACHES		
						KICKOFF		

25	Johnson, Tyrell, S. Arkansas State	2008-11
51	Johnstone, Lance, DE, Temple	2001-05
6	Jones, Brett, C, Regina (Canada)	2001-05
15	Jones, Chris, WR, Jackson St.	2005
26	Jones, Clinton, RB, Michigan St.	1967-72
84	Jones, Hassan, WR, Florida State	1986-92
21	Jones, Henry, S, Illinois	2001
82	Jones, Mike A., WR, Tennessee St.	1983-85
89	Jones, Mike L., TE, Texas A&M	1990-91
31	Jones, Rushean, CB, Vanderbilt	2003-04
32	Jones, Shawn, S, Georgia Tech	1993
69	Wayne, James, T, Utah	1987
85/43/83/89	Jordan, Andrew, TE, Western Carolina	1994-97; '99-01
22	Jordan, Jeff, S, Tulsa	1965-67
83	Jordan, Steve, TE, Brown	1982-94
98	Joseph, Linval, DT, East Carolina	2014-18
33	Josey, Henry, RB, Missouri	2014
83	Joyce, Don, DE, Tulane	1961
K K K		
51	Kaddu, Josh, LB, Oregon	2014
75	Kall, Matt, T, USC	1988-93
6	Kalis, Todd, G, Arizona State	1967-69
11	Kapp, Joe, QB, California	1967-69
3	Karls, Rich, C, Cincinnati	1989
29	Kassulke, Karl, DB, Drake	1963-72
48	Katula, Matt, LS, Wisconsin	2011
27	Kearse, Jayron, S, Clemson	2016-18
7	Keenum, Cane, QB, Houston	2017
39	Kellar, Mark, RB, No. Illinois	1976-78
25	Kelly, Eric, CB, Kentucky	2001-03
61	Kelly, Lewis, T/G, South Carolina St.	2001-03
54	Kendricks, Eric, LB, UCLA	2015-18
73	Kennedy, Jimmy, DT, Penn State	2008-10
83	Kent, Joey, WR, Tennessee	2000
67	Kerin, Zac, G, Toledo	2015-16
43	Keys, Brady, CB, Colorado St.	1967
80	Kidd, Keith, WR, Arkansas	1987
55	Killings, Cedric, DT, Carson-Newman	2002-03
24	King, Caleb, RB, Vanderbilt	2011
24	King, Phil, RB, Vanderbilt	1965-66
43	Kingsriter, Doug, TE, Minnesota	1973-75
36	Kirby, John, LB, Nebraska	1964-68
22	Kirksey, William, LB, Southern Miss.	1990-91
40/85	Kleinasser, Jim, TE/FB, No. Dakota	1993-11
4/5	Kluwe, Chris, P, UCLA	2005-12
25	Knoft, Kurt, S, Kansas	1979-82
68	Koch, Greg, G, Arkansas	1987
6	Koldziej, Ross, Wisconsin	2006
26	Kosens, Terry, S, Hofstra	1963
89	Kramer, Kent, TE, Minnesota	1969-70
9	Kramer, Tommy, QB, Rice	1977-89
22	Krause, Paul, S, Iowa	1968-79
78	Kropog, Troy, G, Tulane	2012
5	Krueger, Todd, QB, Northern Michigan	1987
L L L		
59	Lacey, Bob, C, North Carolina	1964
26	Lacey, Jacob, CB, Oklahoma State	2013
63	Lacina, Corbin, G, Augustana	1999-02
21	Lamson, Chuck, S, Wyoming	1962-63
59	Lamur, Emmanuel, LB, Kansas State	2016-17
58	Langer, Jim, C, South Dakota St.	1980-81
52	Lapham, Bill, C, Iowa	1961
77	Larsen, Gary, DT, Concordia	1965-74
82	Lash, Jim, WR, Northwestern	1973-76
65	Lawson, Steve, G, Kansas	1973-75
51	Leber, Ben, LB, Kansas State	2006-10
80	LeCount, Terry, WR, Florida	1979-83; '87
32	Lee, Amp, RB, Florida State	1994-96
19	Lee, Bob, QB/P, Pacific	1969-72; '75-78
39	Lee, Carl, CB, Marshall	1983-93
52	Leman, J, LB, Illinois	2009
50	Leo, Jim, DE, Cincinnati	1961-62
31	Lester, Darrell, RB, McNeese St.	1964
49	Lewis, Dave, RB, Northern Iowa	1987
17	Lewis, Greg, WR, Illinois	2009-10
46	Lewis, Leo, WR, Missouri	1981-89
43	Liddiard, Brody, TE/LS, Colorado	2001-03
23	Linden, Earl, T, Houston	1962-65
61/62	Lindsay, Everett, LT, Mississippi	1993-98; 2001-03
21	Linsley, Jim, RB, Arkansas	1966-72
48	Line, Zach, FB, SMU	2013-15
76	Lingenfelter, Bob, T, Nebraska	1978
55	Livingston, Cliff, LB, UCLA	1962
13	Livingston, Mike, QB, SMU	1980
76	Liwienski, Chris, T/G, Indiana	1998-05
71	Loadholt, Phil, T, Oklahoma	2009-15
12	Loeffke, Jeff, P, UCLA	2013-16
72	Long, Jake, T, Michigan	2004-14
8	Longwell, Ryan, K, California	2016
38	Louallen, Fletcher, S, Livingston	1987
75/73/70	LoDeMarcus, OT, Arkansas	2011-12
23	Love, Terry, S, Murray State	1987
63	Lowdermilk, Kirk, C, Ohio State	1985-92
25	Lowe, Omare, S, Washington	2004
57	Luce, Derrel, LB, Baylor	1979-80

75	Lutsema, Bob, DE, West. Michigan	1971-76
27	Lush, Mike, S, East Stroudsburg	1986
35	Lynch, James, FB, Maryland	1974-75
96	Lyons, Billy, DL, Marshall	2003
M M M		
71	MacDonald, Mark, G, Boston Coll.	1985-88
46	Macabee, Earsell, CB, Utah St.	1965-69
69	Malano, Mike, G, San Diego St.	2002
75	Manley, James, DT, Vanderbilt	1996-97
17	Mann, Maurice, WR, Washington	2006
4	Manning, Archie, QB, Mississippi	1983-84
91	Manusky, Greg, LB, Colgate	1991-93
49	Mariniano, Ed, RB, Cornell	1972-75
70	Marshall, Jim, DE, Ohio State	1961-79
48	Marshall, Larry, S, Maryland	1974
55	Martin, Amos, LB, Louisville	1972-76
89	Martin, Billy, TE, Georgia Tech	1968
56/94/98/57	Martin, Chris, LB, Auburn	1984-88
79	Martin, Doug, DE, Washington	1980-89
90	Martin, Steve, DT, Missouri	2004
20	Mason, Tommy, RB, Tulane	1961-66
66	Mauri, Michael, G, Oregon	1974-75
56	Mauri, Michael, LB, Penn State	2013-14
5	May, Chad, QB, Kansas State	1995
88	May, Marc, TE, Purdue	1987
35	Mayberry, Doug, RB, Utah St.	1961-62
23	Mays, Mike, CB, LSU	1991
53	Mays, Kivusama, LB, North Carolina	1998-99
73	Mays, Stafford, DT, Washington	1987-88
31/21	McCauley, Marcus, CB, Fresno St.	2007-08
33	McClanahan, Brent, RB, Arizona St.	1973-80
96	McClendon, Skip, DE, Arizona St.	1992
17	McCormick, John, QB/P, Massachusetts	1962
84/80	McCullum, Sam, WR, Montana St.	1974-75; 82-83
74	McCurry, Mike, G, Indiana	1982-83
58	McDaniel, Ed, LB, Clemson	1992-01
64	McDaniel, Randall, G, Arizona St.	1988-99
47	McDermott, Kevin, LS, UCLA	2015-18
88	McDole, Mardy, WR, Mississippi St.	1981-83
34	McDonald, Ramos, CB, New Mexico	1998-99
39	McElhenry, Hugh, RB, Washington	1961-62
60	McElroy, Reggie, T, West Texas	1994
55	McGill, Mike, LB, Notre Dame	1968-70
37	McGriggs, Lamar, S, West. Illinois	1993-94
79	McKee, Marvin, TE, USC	1967
58	McKenzie, Tyronne, LB, South Florida	2012
74	McKinney, Bryant, T, Miami (Fla.)	2002-10
21/31	McKinnon, Jerick, RB, Georgia Southern	2014-17
9	McMahon, Jim, QB, BYU	1993
26	McMillian, Audray, CB, Houston	1989-93
12	McMullen, Billy, WR, Virginia	2006
5	McNabb, Donovan, QB, Syracuse	2011
12	McNeil, Tom, P, Stephen F. Austin	1970
54	McNeill, Fred, LB, UCLA	1974-85
60	McQuaid, Dan, T, UNLV	1988
32	McWatters, Bill, RB, North Texas	1964
87	McWilliams, Johnny, TE, USC	2000
53	Meambar, Tim, LB, Washington	1985
18	Merced, Mike, K, Arizona St.	1961-62
57	Merrillweather, Mike, LB, Pacific	1989-92
56	Meylan, Wayne, LB, Nebraska	1970
98	Micech, Phil, DE, Wisconsin-Platteville	1987
21	Michel, Tom, RB, East Carolina	1964
84	Middleton, Dave, WR, Auburn	1961
75	Millard, Keith, DT, Washington St.	1985-91
55/59	Miller, Corey, LB, South Carolina	1999
87	Miller, Kevin, WR, Louisville	1978-80
5	Miller, Larry, QB, Northern Iowa	1987
35	Miller, Robert, RB, Kansas	1975-80
44	Miller, Romero, QB, Mississippi	2001
64	Millon, Ted, G, Duke	1987
45	Mills, Garrett, TE, Tulsa	2007-09
45	Mills, John Henry, FB, Wake Forest	1999
21	Mincy, Charles, S, Washington	1995
92	Mitchell, Jayme, DE, Mississippi	2006-10
55	Mitchell, Marvin, LB, Tennessee	2012-13
68	Mitchell, Mel, G, Tennessee St.	1980
71	Mitronie, Matt, DT, Purdue	2005
79	Mixon, Kenny, DE, LSU	2002-04
90	Molden, Fred, DT, Jackson State	1987



David Palmer

94	Monty, Pete, LB, Wisconsin	2001
1	Moore, Warren, QB, Washington	1994-96
45	Moore, Leonard, RB, Jackson St.	1987
36	Moore, Manfred, RB, USC	1977
30	Moore, Mewelde, RB, Tulane	2004-07
91	Moore, Zach, DE, Concordia St. Paul	2015
89	Morgan, David, TE, Texas-San Antonio	2016-18
31	Morgan, Don, S, Nevada-Reno	1999-01
35	Morrell, Kyle, S, BYU	1985-86
40	Morris, Jack, CB, Oregon	1961
68	Morris, Mike, C, NE Missouri St.	1991-99
33	Morrow, Harold, RB, Auburn	1996-02
76	Mosley, C.J., Missouri	2005
79	Moss, Eric, OL, Ohio State	1997
84	Moss, Randy, WR, Marshall	1998-04; '10
24	Mostardi, Rich, S, Kent State	1961
16	Mulaney, Mike, TE, Florida	1983-88
77	Mullaney, Mark, DE, Colorado St.	1975-87
24	Munnerlyn, Captain, CB, South Carolina	2014-16
31	Munsey, Nelson, CB, Wyoming	1978
68	Murphy, Fred, TE, Georgia Tech	1961
68	Murphy, Kevin, T, Harvard	2013
19	Murphy, Yo, WR, Ohio State	1978
3	Murray, Eddie, K, Tulane	1997
25	Murray, Lataivus, RB, Central Florida	2017-18
74	Myers, Frank, T, Texas A&M	1978-80
N N N		
51/59	Najarjan, Pete, LB, Minnesota	1987
15	Nays, Stafford, DT, Washington	2006
59	Nattiel, Mike, LB, Florida	2003-04
28	Ned, Larry, RB, San Diego State	2003-04
17	Nelson, Ben, WR, Saint Cloud State	2004
1	Nelson, Chuck, K, Washington	1986-88
20	Nelson, Darrin, RB, Stanford	1982-89; 91-92
32	Nelson, David, RB, Heidelberg	1984
56	Nelson, Jim, LB, Penn State	2000-02
38	Nelson, Rhett, CB, Colorado State	2003-04
56	Newbill, Richard, LB, Miami (Fla.)	1990
52	Newman, Keith, LB, North Carolina	2004-05
86	Newman, Pat, WR, Utah State	1990
32	Newman, Terence, CB, Kansas State	2015-17
18	Newsome, Harry, P, Wake Forest	1990-93
96	Newton, Tim, DT, Florida	1985-89
91	Niehaus, Steve, DT, Notre Dame	1979
79	Nix, Roosevelt, DT, Central State	1994
202	Nogga, Al, DE, Hawaii	1988-92
49	Nord, Keith, S, St. Cloud St.	1979-85
97	Norman, Tony, DE, Iowa State	1987
72	Norton, Storm, T, Toledo	2000
90	Northern, Gabe, DE/LB, LSU	2018
85	Novoselsky, Brent, TE, Pennsylvania	1989-94
O O O		
89	Obee, Terry, WR, Oregon	1991
74	O'Brien, Dave, G, Boston Coll.	1963-64
96	O'Neal, Andre, LB, Marshall	2001
7	O'Neill, Brian, T, Pitt	2018
7	O'Sullivan, J.T., QB, Cal-Davis	2005
24	Offord, Willie, S, South Carolina	2002-05
55	Onatolu, Kenny, LB, Nebraska-Omaha	2009-11
69	Orl, Frank, G, Northern Iowa	1987
31	Osborne, Clancy, LB, Arizona St.	1961-62
13	Osborne, Dave, RB, North Dakota	1965-75
44	Overbaugh, Jeff, LS, San Diego St.	2017
89/49/45	Owens, Richard, TE, Louisville	2004-06
P P P		
88	Page, Alan, DT, Notre Dame	1967-78
24	Page, Jarrod, S, UCLA	2011
22	Palmer, David, WR, Alabama	1994-00
51	Palmer, Mitch, LS, Colorado State	2000
27	Parker, Anthony, CB, Arizona St.	1992-94
81	Parks, Rickey, WR, Ark.-Pine Bluff	1987
95	Parr, David, DT, Stanford	2018
40	Paschal, Doug, RB, North Carolina	1980-81
84	Patterson, Cordarrelle, WR, Tennessee	2013-16
19	Patton, Jerry, DT, Nebraska	1971
95	Paup, Bryce, DE, Northern Iowa	2000
41	Paymah, Karl, CB, Washington State	2009
31	Payton, Eddie, RB, Jackson State	1980-82
24	Pearson, Jaycie, S, Washington	1993
66	Pentecost, John, G, UCLA	1967
68	Perreault, Pete, G, Long Beach State	1971
31	Perry, Jason, S, North Carolina State	2002
22	Pesonon, Dick, CB, Minnesota-Duluth	1961
28	Peterson, Adrian, RB, Oklahoma	2007-16
66	Peterson, Ken, C, Utah	1961
28	Phillips, Anthony, CB, Texas A&M-Kingsville	1998
30	Phillips, Bob, RB, Virginia Union	1995
82	Phillips, Jim, WR, Auburn	1965-67
75/79/91	Phillips, Joe, DT, SMU	1986; '99
2	Pinner, Artose, RB, Kentucky	2006
63	Ploeger, Kurt, DT, Gustavus Adolphus	1987
86	Poage, Ray, TE, Texas	1963
29	Polt, Randy, S, Stanford	1974
7	Ponder, Christian, QB, Florida St.	2011-14
52	Porter, Ron, LB, Idaho	1973
24	Powell, Art, WR, San Jose St.	1968
83	Powers, John, TE, Notre Dame	1966

27	Prater, Shaun, CB, Iowa	2013-15
30	Prentice, Travis, RB, Miami (Ohio)	2001
37	Prestel, Jim, DT, Idaho	1961-65
39	Price, Jabari, CB, North Carolina	2014-16
40	Prior, Anthony, CB, Washington St.	1996-97
48	Provost, Ted, CB, Ohio State	1970
83	Prutt, MyCole, TE, Southern Illinois	2015-16
66	Pyle, Palmer, G, Michigan St.	1964
Q Q Q		
4	Quigley, Ryan, P, Boston College	2017
92	Quinn, Kelly, LB, Michigan St.	1987
R R R		
64	Rabold, Mike, G, Indiana	1961-62
60	Radovich, Drew, T, USC	2008
9	Ramsey, Patrick, QB, Tulane	2010
39	Randle, John, DT, Texas A&I	1990-00
34	Randolph, Al, CB, Iowa	1973
28	Rashad, Ahmad, WR, Oregon	1976-82
42	Rasmussen, Randy, G, Minnesota	1987-89
30/41	Raymond, Mistral, S, South Florida	2011-14
11	Reaves, John, QB, Florida	1979
22	Redwine, Jarvis, RB, Nebraska	1981-83
27	Reed, Bob, RB, Pacific	1962-63
91	Reed, D'Aundre, DE, Arizona	2011-12
86	Reed, Jake, WR, Grambling	1991-99/01
32	Reed, Oscar, RB, Colorado St.	1968-74
7	Rehder, Tom, G, Notre Dame	1992
89	Reichow, Jerry, WR, Iowa	1961-64
71	Reiff, Riley, T, Iowa	2017-18
83/89	Reisner, Allen, TE, Iowa	2011-12
56	Reilly, Mike, LB, Iowa	1969
67/74	Remmers, Mike, T, Oregon State	2013, 17-18
14	Renfro, Gilbert, QB, Tennessee St.	1990
19	Rentzel, Lance, WR, Oklahoma	1965-66
7	Revelz, Fuad, K, Tennessee	1990-95
82	Reynaud, Darius, WR, West Virginia	2008-09
29	Rhodes, Xavier, CB, Florida State	2013-18
88	Rhymes, Buster, WR, Oklahoma	1985-87
1	Ricardo, Benny, K, San Diego St.	1983
36	Rice, Allen, RB, Baylor	1984-90
18	Rice, Sidney, WR, South Carolina	2007-10
89	Richardson, Greg, WR, Alabama	1987-88
5	Richardson, Kyle, P, Arkansas St.	2002
53	Richardson, Sheldon, DT, Missouri	2018
49	Richardson, Tony, FB, Auburn	2005-07
78	Riley, Steve, T, USC	1974-84
19	Robbins, Fred, DT, Wake Forest	2000-03
17	Robinson, Aldrick, WR, SMU	2018
51	Robinson, Edmond, LB, Newberry	2015-16
95	Robinson, Gerald, DE, Auburn	1986-87
21	Robinson, Josh, CB, Central Florida	2012-15
83	Robinson, Koren, WR, N.C. State	2005
87	Robinson, Marcus, WR, So. Carolina	2004-06
96	Robison, Brian, DE, Iowa	2007-17
60	Rodenhausen, Mark, C, Illinois St.	1989
29	Rogers, Chris, CB, Howard	1999
58	Rogers, Nick, LB, Georgia Tech	2002-03
76	Roller, Dave, DT, Kentucky	1979-80
47	Rose, George, CB, Auburn	1964-66
2/18	Rosenfelds, Sage, QB, Iowa St.	2009, '11
75	Rosenthal, Mike, T, Notre Dame	2003-06
28	Rosnage, Ted, S, Portland St.	1985, 87
37	Ross, Derek, CB, Ohio St.	2004
68	Rouse, Curtis, G, Tenn.-Chattanooga	1982-86
99	Rowe, Ray, TE, San Diego State	1994
47	Rowland, Justin, CB, Tex. Christian	1961
54	Rubie, Karl, LB, USC	1961
5	Rudd, Dwayne, LB, Alabama	1997-00
82	Rudolph, Kyle, TE, Notre Dame	2011-18
65	Ruether, Mike, K, Texas	1994
75	Russ, Pat, DT, Purdue	1963
27	Russell, Brian, S, San Diego State	2002-04
48	Rutland, Reggie, CB, Georgia Tech	1987-92
S S S		
12	Salisbury, Sean, QB, USC	1990-94
27	Sams, Ron, C, Pittsburgh	1984
8	Sanders, Ken, DE, Howard Payne	1980-81
23	Sanford, Jamarca, S, Mississippi	2009-14
32	Sapp, Benny, CB, Northern Iowa	2008-09, '11
78	Sapp, Bob, G, Washington	1997-98



Dennis Swilley

59	Sauer, Craig, LB, Minnesota	2000
97	Sawyer, Talence, DE, UNLV	1999-03
4	Saxon, Mike, P, San Diego St.	1994-95
78	Scardina, John, T, Lincoln	1987
68	Schenck, Ed, TE, Central Florida	1987
68	Schmidt, Roy, G, Long Beach St.	1971
54	Schmitz, Bob, LB, Montana	1966
85	Schnelker, Bob, TE, Bowling Green	1961
60	Schreiber, Adam, C, Texas	1990-93
53	Schuh, Jeff, LB, Minnesota	1986
76	Schwartz, Geoff, G, Oregon	2012
41	Scott, Carey, CB, Kentucky St.	2002
98	Scott, Darrion, DE, Ohio St.	2004-07
50	Scott, Randy, LB, Alabama	1987
38	Scott, Todd, S, SW Louisiana	1991-94
13	Scribner, Bucky, P, Kansas	1987-89
60	Selesky, Ron, C, North Central	1987
34	Sendejo, Andrew, S, Rice	2011-18
57	Sensle, Robin, LB, Texas	1981-84
51	Senser, Joe, TE, West Chester St.	1979-84
29	Servanga, Wasswa, CB, UCLA	2000-01
43	Shalman, Ed, CB, Pittsburgh	1962-72
42	Sharper, Darren, S, William & Mary	2005-08
14	Shaw, George, QB, Oregon	1964
25	Shaw, Terence, CB, S.F. Austin	2001
73	Shay, Jerry, DT, Purdue	1966-67
4	Shepherd, Austin, T, Alabama	2015
59	Sheppard, Ashley, LB, Clemson	1993-95
29	Sheppard, Lito, CB, Florida	2010
35	Shereels, Marcus, CB, Minnesota	2010-18
43	Sherman, Will, WR, St. Mary's	1961
81	Shiancoe, Visanthe, TE, Morgan State	2007-11
77	Shields, Lebron, DE, Tennessee	1961
82/86	Shuler, Mickey, TE, Penn State	2010-11
50	Siemon, Jeff, LB, Stanford	1972-82
3	Siemian, Trevor, QB, Northwestern	2018
69	Sinkus, Arnold, DT, Michigan	1967
75	Simpson, Howard, T, Auburn	1964
81	Simpson, Jerome, WR, Coastal Carolina	2012-14
57	Sims, William, LB, SW Louisiana	1994
78/75	Sirles, Jeremiah, T, Nebraska	2015-17
9	Sisson, Scott, K, Georgia Tech	1986
35	Slaton, Mark, S, South Dakota	1987
1	Slater, Kyle, QB, Northern Colorado	2018
74	Smiley, Larry, DE, Texas Southern	1973
31	Smith, Andre, T, Alabama	2016
30	Smith, Cedric, RB, Florida	1990
25	Smith, Daryl, CB, North Alabama	1989
24	Smith, Dwight, S, Akron	2006-07
95/92	Smith, Fernando, DE, Jackson St.	1994-97, 00
87	Smith, Gordon, TE, Missouri	1961-65
91	Smith, Greg, DT, Kansas	1984
22	Smith, Harrison, S, Notre Dame	2012-18
43	Smith, Jim, RB, Elon	1987
90	Smith, Khreem, DE, Oklahoma State	2006
79	Smith, Lyman, DT, Duke	1978
32	Smith, Onierio, RB, Oregon	2003-04
57	Smith, Raonall, LB, Washington State	2002-05
26/20	Smith, Robert, RB, Ohio State	1993-00
74	Smith, Robert, DE, Grambling	1985
47	Smith, Rod, CB, Notre Dame	1996
83	Smith, Rodney, WR, Florida State	2013-14
74	Smith, Steve, DE, Michigan	1968-70
40	Smith, Wayne, CB, Purdue	1987
27/21	Smoot, Fred, CB, Mississippi State	2005-06
16	Snead, Norm, QB, Wake Forest	1971
44	Snider, Matt, FB, Richmond	2001
69	Solomon, Ariel, G, Colorado	1996
54	Solomon, Jesse, LB, Florida State	1986-89
31	Spencer, Willie, RB, no college	1976
44/45	Stackhouse, Charles, FB, Mississippi	2003
34	Starks, Tim, CB, Kent State	1987
82	Steele, Robert, WR, North Alabama	1979
26	Steeple, Robert, CB, Memphis	2013
52	Stein, Bob, LB, Minnesota	1975
3	Stenerud, Jan, K, Montana St.	1984-85
24	Stensrud, Mike, DT, Iowa State	1986
77	Stepanek, Joe, DT, Minnesota	1987
93	Stephen, Shamar, DT, Connecticut	2014-17
95	Stephens, Mac, LB, Minnesota	1991
73	Steussie, Todd, T, California	1994-00
28	Stewart, James, RB, Miami (Fla.)	1995
55	Stewart, Mark, LB, Washington	1983-84
27	Stills, Ken, S, Wisconsin	1990
82	Stonebreaker, Steve, LB/TE, Detroit	1962-63
43	Strachurs, Thomas, DE, Jackson St.	1989-91
54	Strickland, Fred, LB, Purdue	1993
77	Stringer, Corey, T, Ohio State	1995-00
55	Sudwell, Scott, LB, Illinois	1977-90
65	Sullivan, John, C, Notre Dame	2008-15
6	Sumner, Charlie, CB, William & Mary	1961-62
64	Sunde, Milt, G, Minnesota	1964-74
69	Sutherland, Doug, DT, Superior St.	1971-81
72	Sutton, Archie, T, Illinois	1965-67
40	Sverchek, Paul, DT, Cal-Poly SLO	1984
52	Swain, Bill, LB, Oregon	1964
29	Swain, John, CB, Miami	1981-84
67	Swilley, Dennis, C, Texas A&M	1977-83; 85-87

T T T		
38	Tahi, Naufahu, FB, BYU	2006-10
55	Talley, Darryl, LB, West Virginia	1996
45	Tapeh, Thomas, FB, Minnesota	2008
10	Tarcenton, Fran, QB, Georgia	1961-66; 72-78
33	Tate, Ben, RB, Auburn	1970
28/83	Tate, Robert, CB/WR, Cincinnati	1997-01
33	Tatman, Pete, RB, Nebraska	1967
66	Tausch, Terry, G, Texas	1982-88
29	Taylor, Chester, RB, Toledo	2006-09
90	Taylor, Eric, DE, Memphis	2005
89	Taylor, Travis, WR, Florida	2005-06
37	Tate, Willie, CB, LSU	1980-86
67	Teeter, Mike, DT, Michigan	1991
46	Tennell, Derek, TE, UCLA	1992-93
27	Thibodeaux, Keith, CB, Northwestern St.	1999-01
19	Thielen, Adam, WR, Minnesota State	2014-18
35	Thomas, Andre, RB, Mississippi	1987
51	Thomas, Broderick, LB, Nebraska	1995
54/55	Thomas, Dontarrious, LB, Auburn	2004-08
37	Thomas, Henry, DT, LSU	1987-94
42/43	Thomas, Orlando, S, SW Louisiana	1995-01
32	Thomas, Ross, RB, Jacksonville State	2018
94	Thomton, John, DT, Cincinnati	1993
87/83	Tice, Mike, TE, Maryland	1992-93; 95
74	Tillemann, Mike, DT, Montana	1966
53	Tingelhof, Mick, C, Nebraska	1962-78
51	Tobey, Dave, LB, Oregon	1966-67
29	Todman, Jordan, RB, Connecticut	2011
13	Torretta, Gino, QB, Miami (Fla.)	1993
14	Trattuto, Justin, DE, Florida	2013-16
11	Treadwell, Laquan, WR, Mississippi	2016-18
33	Triplett, Mel, RB, Toledo	1961-62
32	Truelove, Tony, RB, Livingston	1987
89	Trutt, Olanda, WR, Mississippi St.	1993
95	Trusnik, Jason, LB, Ohio Northern	2015
98/95	Tuvalo, Esere, DT, Oregon St.	1992-96
38	Turner, Bob, TE, Bloomsburg St.	1977-80
27	Turner, John, S, Miami	1978-83; 85-87
24	Turner, Maurice, RB, Utah St.	1984
61	Turner, Mike, T, Louisiana St.	1987-85
U U U		
55	Udeze, Kenechi, DE, USC	2004-08
53	Ulmer, Artie, LB, Valdosta St.	1997
V V V		
11/15	VanderKelen, Ron, QB, Wisconsin	1963-67
37	Vanhorse, Sean, CB, Howard	1996
25	Vargo, Larry, S, Detroit	1964-65
69	Vaughn, Ruben, DT, Colorado	1984
71	Vella, John, T, USC	1980
63	Vellone, Jim, G, USC	1966-70
83	Voigt, Stu, TE, Wisconsin	1970-80
W W W		
88	Waddy, Bill, WR, Colorado	1984
19	Wade, Bobby, WR, Arizona	2007-08
31	Wagoner, Dan, S, Kansas	1984
54	Walters, Van, LB, Indiana	1992
39	Walton, Bobby, P, Georgia	1964-67
49	Walker, Adam, RB, Carthage	1987
26	Walker, Denard, CB, LSU	2003
41	Walker, Frank, CB, Tuskegee	2010
34	Walker, Herschel, RB, Georgia	1989-91
6	Walker, Jay, QB, Howard	1996-97
93	Walker, Jimmy, DT, Arkansas	1987
25	Wallace, Jackie, CB, Arizona	1973-74
11	Wallace, Mike, WR, Mississippi	2015
3	Walsh, Blair, K, Georgia	2012-16
81	Walsh, Chris, WR, Stanford	1994-02
82	Walters, Troy, WR, Stanford	2000-01
27	Ward, John, G/DT, Oklahoma State	1970-75
95	Warwick, Lonnie, LB, Tenn. Tech	1965-72
20	Washington, Dwayne, CB, N.C. State	1994-97
84	Washington, Gene, WR, Michigan State	1967-72
80	Washington, Harry, WR, Colorado State	1978
96	Washington, Keith, DE, UNLV	1995
58	Watts, Brandon, LB, Georgia Tech	2014-15
26	Waynes, Trae, CB, Michigan State	2015-18
91	Weatherly, Stephen, DE, Vanderbilt	2016-18
69/73	Webb, J./Marcus, T, West Texas A&M	2013-14
14	Webb, Joe, QB/WR, UAB	2010-13
68	Webster, Kevin, C, Northern Iowa	1987
32	Welborne, Tripp, S, Michigan	1992
66	Welch, Thomas, T, Vanderbilt	2010
15	Wells, Mike, QB, Illinois	1973-74
72	Wentworth, Austin, G, Fresno State	2014
40	West, Charlie, S, Texas-El Paso	1968-73
35	West, Ronnie, WR, Pittsburgh State	1992
92	Westbrooks, David, DE, Howard	1990
77	Whelan, Leonard, CB, Troy St.	1997
82	Whitaker, Danta, TE, Miss. Valley State	1992
27	Whitaker, Ronnyell, CB, Virginia Tech	2006-07
62	White, Brad, DT, Tennessee	1987
62	White, Ed, G, California	1969-77
72	White, James, DT, Oklahoma State	1976-83
97	White, Jose, DT, Howard	1995
85	White, Sammy, WR, Grambling	1976-85
55	Whittle, Jason, C, SW Missouri State	2006
85	Wiggins, Jermaine, TE, Georgia	2004-06

41	Wilcots, Solomon, S. Colorado	1991
6	Wile, Matt, P. Michigan	2018
94	Wiley, Chuck, DE, LSU	2002-04
82	Williams, A.D., WR, Pacific	1961
98	Williams, Ben, DE, Minnesota	1998
29	Williams, Brian, CB, North Carolina State	2002-05
23	Williams, Jeff, RB, Oklahoma State	1966
58	Williams, Jimmy, LB, Nebraska	1990-91
93	Williams, Kevin, DT, Oklahoma St.	2003-13
20	Williams, Madieu, S, Maryland	2008-10
21/20	Williams, Moe, RB, Kentucky	1996-00, 02-05
94	Williams, Pat, DT, Texas A&M	2005-10
25	Williams, Tank, S, Stanford	2006-07
94	Williams, Tony, DT, Memphis	1997-00
44	Williams, Walt, CB, New Mexico St.	1981-82
19/82	Williamson, Troy, WR, So. Carolina	2005-07
80	Willis, Leonard, WR, Ohio State	1976
27	Wilson, Antonio, LB, TX A&M-Comm.	2000-02
27	Wilson, Brett, RB, Illinois	1987
24	Wilson, David, S, California	1992
50	Wilson, Eric, LB, Cincinnati	2017-18
24	Wilson, Tom, RB, no college	1963
11	Wilson, Wade, QB, East Texas St.	1981-91
45	Wilson, Wayne, RB, Shepherd	1986
26	Winfield, Antoine, CB, Ohio St.	2004-12
36	Winfrey, Carl, LB, Wisconsin	1971
60	Winston, Roy, LB, LSU	1962-76
29	Wise, Phil, S, Nebraska-Omaha	1977-79

79	Wisne, Jerry, T, Notre Dame	2001
60	Withrow, Cory, C, Washington St.	1999-05
78	Witzmann, Bryan, T, South Dakota State	2002
44	Wofford, James, RB, UNLV	2018
73	Wolfe, Craig, G, Syracuse	1990-91
33	Womack, Jeff, RB, Memphis St.	1987
52	Wong, Kailee, LB, Stanford	1998-01
5	Wood, Mike, P, Missouri State	1978
99	Wootton, Corey, DE, Northwestern	2014
23	Wright, Barry, RB, Virginia	1993
95	Worthen, Shawn, DT, TCU	2001
17	Wright, Fearon, LB, Rhode Island	2001
22	Wright, Felix, S, Drake	1991-92
17	Wright, Jarius, WR, Arkansas	2012-17
23	Wright, Jeff, S, Minnesota	1971-78
20	Wright, Kenny, CB, Northwestern St.	1999-01
43	Wright, Nate, CB, San Diego St.	1971-80
97	Wymys, Ellis, DT, Mississippi St.	2008
3	Yung, Spurgeon, QB, SW Texas St.	2001

Y Y Y		
91	Yakovonis, Ray, DT, E. Stroudsburg	1980-83
66	Yankay, David, G, Stanford	2014
73	Yary, Ron, T, USC	1968-81
50	Yates, Max, LB, Marshall	2003-04
34	Young, Albert, RB, Iowa	2009-10
34	Young, Jim, RB, Queens Ontario	1965-66
34	Young, Rickey, RB, Jackson St.	1978-83
72	Youso, Frank, T, Minnesota	1961-62



Rickey Young

Z Z Z

51	Zaubrecher, Godfrey, C, LSU	1971-73
65	Zimmerman, Gary, T, Oregon	1986-92
15	Zylstra, Brandon, WR, Concordia (MN)	2018

VIKINGS ALL-TIME GAMES PLAYED/STARTED

Player	Pos.	Years	Regular Season Games Played/Started				
Jim Marshall	DE	1961-79	270/270	Jake Reed	WR	1991-99, '01	134/83
Mick Tingelhoff	C	1962-78	240/240	Chris Walsh	WR	1994-02	134/4
Fred Cozz	K	1963-77	210/0	Anthony Carter	WR	1985-93	133/126
Carl Eller	DE	1964-78	209/201	Bryant McKinnie	T	2002-10	132/131
Scott Studwell	LB	1977-90	202/160	Everson Griffen	DE	2010-18	132/73
Ron Yary	T	1968-81	199/180	Karl Kasulke	S	1963-72	131/117
Grady Alderman	T	1961-74	194/178	Stu Voigt	TE	1970-80	131/80
Randall McDaniel	G	1988-99	190/188	Darrin Nelson	RB	1982-89, '91-92	129/67
Roy Winston	LB	1962-76	190/160	Paul Dickson	DT	1961-70	128/83
Tim Irwin	T	1981-93	188/181	David Huffman	OL	1979-83, '85-90	128/22
Cris Carter	WR	1990-01	188/177	Sammy White	WR	1976-86	127/117
Jim Kleinsasser	TE	1999-11	181/130	Tommy Kramer	QB	1977-89	127/110
Bill Brown	RB	1962-74	180/111	Chris Kluwe	P	2005-12	127/0
Steve Jordan	TE	1982-94	178/149	Doug Martin	DE	1980-89	126/94
Frank Tarantone	QB	1961-66, '72-78	177/171	Nate Wright	CB	1971-80	126/89
John Randle	DT	1990-00	176/150	Ed McDaniel	LB	1992-01	125/110
Brian Robison	DE	2007-17	173/103	E.J. Henderson	LB	2003-11	125/105
Kevin Williams	DT	2003-13	171/171	Adrian Peterson	RB	2007-16	123/116
Paul Krause	S	1968-79	171/150	Ed White	G	1969-77	122/95
Cullen Loeffler	LS	2004-14	171/0	Marcus Sherels	CB	2010-18	120/6
Carl Lee	CB	1983-93	169/144	Antoine Winfield	CB	2004-12	119/115
Alan Page	DT	1967-78	160/157	Wes Hamilton	G	1976-85	119/93
Matt Blair	LB	1974-85	160/130	Robert Griffith	S	1994-01	119/88
Bobby Bryant	CB	1968-80	160/128	Henry Thomas	DT	1987-94	118/117
Fred McNeill	LB	1974-85	157/121	Tommy Hannon	S	1977-84	117/103
Wally Hilgenberg	LB	1968-79	157/116	Moe Williams	RB	1996-00, '02-05	117/10
Jeff Siemon	LB	1972-82	156/149	James White	DT	1976-83	116/77
Chad Greenway	LB	2007-16	156/144	Kirk Lowdermilk	C	1985-92	114/86
Chris Dooleman	DE	1985-93, '99	154/142	Randy Moss	WR	1998-04, '10	113/108
David Dixon	G	1994-04	152/134	Kyle Rudolph	TE	2011-18	112/104
Mark Mullaney	DE	1975-87	151/97	Todd Stuessie	T	1994-00	111/111
Matt Birk	C	1998-08	146/123	Jim Hough	G	1978-86	111/78
Milt Sundee	G	1964-74	146/113	John Sullivan	C	2008-15	109/93
Mike Morris	LS	1991-99	144/0	Gary Zimmerman	T	1986-92	108/108
Ed Shrockman	CB	1961-72	141/126	Alfred Anderson	RB	1984-91	108/71
Leo Lewis	WR	1981-91	140/50	Joe Berger	C/G	2011-17	107/64
Dennis Swilley	C	1977-83, '85-87	139/101	Everett Lindsay	OL	1993-98, '01-03	104/31
Steve Riley	S	1974-84	139/128	Ted Brown	RB	1979-86	104/75
Steve Browner	P	1983-91	138/10	Randy Holloway	DE	1978-84	103/31
Greg Coleman	P	1978-87	138/0	John Turner	CB	1978-83, '85, '87	101/70
Doug Sutherland	DT	1961-78	136/90	Jeff Christy	C	1993-99	101/92
Gary Larsen	DT	1965-74	135/115	Hassan Jones	WR	1986-92	100/55
Dave Osborn	RB	1965-75	135/69	Harrison Smith	S	2012-18	99/98
				Harold Morrow	FB	1996-02	99/2

GAMES STARTED BY ROOKIES (1961-77: 14 GAME SEASONS, 1978-PRESENT: 16 GAMES)

Player	Pos.	Year	Acquired	Starts						
Gary Zimmerman	T	1986	FA (USFL)	16	Mick Tingelhoff	C	1962	FA	14	
Todd Stuessie	T	1994	D1a (19)	16	Lee Calland	CB	1963	FA	14	
Dewayne Washington	CB	1994	D1a (18)	16	Paul Flatley	WR	1963	D4 (44)	14	
Kevin Williams	DT	2003	D1 (9)	16	Carl Eller	DE	1964	D1 (6)	14	
Matt Kalil	T	2012	D1a (4)	16	Sammy White	WR	1976	D2 (54)	14	
Harrison Smith	S	2012	D1b (29)	16	Alfred Anderson	RB	1984	D3 (67)	14	
T.J. Clemmings	T	2015	D4 (110)	16	Tim Newton	DT	1985	D6 (164)	14	
Anthony Carter	WR	1985	FA (USFL)	15	Pat Elflein	C	2017	D3 (70)	14	
Randall McDaniel	G	1988	D1 (19)	15	George Rose	CB	1964	D3 (34)	13	
Korey Stringer	T	1995	D1b (24)	15	Jackie Wallace	CB	1973	D2 (34)	13	
Kenechi Udeze	DE	2004	D1 (20)	15	Chris Dooleman	LB	1985	D1b (4)	13	
Phil Loadholt	T	2009	D2 (54)	15	Chris Hovan	DT	2000	D1 (26)	13	
Rip Hawkins	LB	1961	D2 (15)	14	Michael Bennett	RB	2001	D1 (27)	13	
Chuck Lamson	S	1962	D4 (43)	14						
Bold- player active for Vikings in 2018										

Bold- player active for Vikings in 2018

VIKINGS ALL-TIME DRAFTS

1961 (Drafted 1st)

1. **TOMMY MASON** (1st overall), RB, Tulane
2. **RIP HAWKINS** (15), LB, North Carolina
3. **FRAN YARBENKIN** (29), QB, Georgia
4. **CHUCK LAMSON** (43), DB, Wyoming
5. **ED SHAROCKMAN** (57), DB, Pittsburgh
6. **GERALD BURCH** (71), WR, Georgia
7. **ALLEN FERRIE** (85), WR, Wagner
8. **PAUL LINDQUIST** (99), T, New Hampshire
9. **DAN SHEEHAN** (119), T, Tenn.-Chattanooga
10. **DOUG MAYBERRY** (137), RB, Utah
11. **JERRY MAVS** (141), T, SAs
12. **STEVE STONEBREAKER** (155), LB, Detroit
13. **RAYMOND HAYES** (169), RB, Cent. Oklahoma
14. **KEN PETERSON** (183), T, Utah
15. **MIKE MERCER** (197), K, Arizona State
16. **TED KARPOWICZ** (211), RB, Detroit
17. **WILLIE JONES** (225), RB, Purdue
18. **BOB VOIGHT** (239), T, Los Angeles State
19. **BILL HILL** (253), RB, Presbyterian
20. **MIKE MCFARLAND** (267), QB, Western Illinois

1962 (Drafted 2nd)

1. NO CHOICE, traded to New York for George Shaw.
2. NO CHOICE, traded, along with 11th rounder, to Cleveland for Jim Prestel, Jim Marshall, Dick Grecni, Jamie Caleb, Billy Gault and Paul Dickson.
3. **BILL MILLER** (33), RB, Miami
4. **ROY WINSTON** (45), LB, LSU
5. NO CHOICE, traded to New York for Mel Triplett, Bob Schneller, and G. Schmidt.
6. **LARRY BOWIE** (73), C, Purdue
7. NO CHOICE, traded to Philadelphia in Jerry Reichow trade.
8. **PAUL WHITE** (101), RB, Buffalo
9. **MARSHALL SHIRK** (114), T, UCLA
10. NO CHOICE, traded to Cleveland for Bob Denton.
11. NO CHOICE, traded to Cleveland along with 2nd rounder in 1962.
12. **GARY FALLON** (157), RB, Syracuse
13. **ROGER VAN CLEEF** (170), T, SW Oklahoma
14. **PAT RUSS** (185), T, Purdue
15. **LARRY GUILFORD** (198), RB, Pacific
16. **JOHN CONTOLUIS** (213), T, Connecticut
17. **RON STALEY** (226), WR, Wisconsin
18. **JUNIOR HAMPTORNE** (241), T, Kentucky
19. **TOMMY MINTER** (254), RB, Baylor
20. **TERRY CAGAANEN** (269), RB, Utah State

1963 (Drafted 3rd)

1. **JIM DUNAWAY** (3), DT, Mississippi
2. **BOBBY BELL** (16), LB, Minnesota
3. **RAY POAGE** (31), WR, Texas
4. **PAUL FLATLEY** (44), WR, Northwestern
5. **GARY KALTENBACH** (59), C, Pittsburgh
6. NO CHOICE, traded to Cleveland for T. Frankhauser, F. Cox, C. Ferguson and E. Linden.
7. NO CHOICE, traded to New York for Jim Leo.
8. **JIM O'MAHONEY** (100), LB, Miami
9. **BOB HOOVER** (115), RB, Florida
10. **TERRY KOSENS** (128), RB, Hofstra
11. **JOHN CAMPBELL** (143), LB, Minnesota
12. **JOHN SKLOPAN** (156), RB, Southern Miss.
13. **DAVE O'BRIEN** (171), C, Boston College
14. **RALPH FERRIS** (184), RB, So. Conn. St.
15. **JOHN MURIO** (199), WR, Whitworth
16. **REX MIRICH** (212), T, Arizona St.-Flagstaff
17. **TOM MUNSEY** (227), RB, Concordia
18. **TOM MCINTYRE** (240), T, St. John's
19. **FRANK HORVATH** (255), RB, Youngstown
20. **MAILON KENT** (268), QB, Auburn



Paul Flatley, Northwestern

1964 (Drafted 6th)

1. **CARL ELLER** (6), DE, Minnesota
2. **HAL BEDSOLE** (19), TE, USC
3. **GEORGE ROSE** (34), DB, Auburn
4. (A) NO CHOICE, traded to Chicago for Bill Brown.
5. (B) **TOM KEATING** (53), T, Michigan, from N.Y. Giants as part of Hugh McElhenny trade.
6. **JOHN KIRBY** (62), LB, Nebraska
7. **BOB LACEY** (75), WR, North Carolina
8. **WES BRYANT** (90), T, Arkansas
9. **BILL MCWATTERS** (103), RB, North Texas St.
10. **DARRELL LESTER** (118), RB, McNeese
11. NO CHOICE, traded to L.A. Rams for Tom Wilson.

12. **H.O. ESTES** (146), C, East Central Okla.
13. **WALTER SANDS** (159), WR, Texas
14. **RUSS VOLLMEYER** (174), DB, Memphis St.
15. **TOM MICHEL** (187), RB, East Carolina
16. **MONTE KIFFIN** (202), T, Nebraska
17. **CARLTON DATES** (215), DE, Florida AGM
18. **JERRY MCCLURG** (230), DE, Colorado
19. **CARL ROBINSON** (243), DT, Prairie View
20. **DICK SCHOTT** (258), DE, Louisville
21. **MILT SUNDE** (276), G, Minnesota

1965 (Drafted 8th)

1. **JACK SNOW** (8), WR, Notre Dame
2. (A) **ARCHIE SUTTON** (15), T, Illinois, from N.Y. Giants as part of the Hugh McElhenny trade.
3. (B) **LANCE RENTZEL** (23), RB, Oklahoma
4. NO CHOICE, traded to Pittsburgh for Bob Ferguson.
5. (A) **JIM WHALEN** (51), WR, Boston Coll.
6. (B) **JIM HARRIS** (55), DT, Utah State, from Cleveland for Mike Bunda.
7. NO CHOICE, traded to Detroit for Tom Hall and Bruce Zellmer.
8. **JIM GRISHAM** (79), RB, Oklahoma
9. NO CHOICE, traded to Detroit for Mike Bunda and Larry Vargo.
10. (A) **JOHN HANKINSON** (100), QB, Minnesota, from San Francisco for Roy Williams.
11. (B) **JEFF JORDAN** (107), DB, Tulsa
12. **FRANK MCLENDON** (120), DT, Alabama
13. **JERRY SCHWEIGER** (135), T, Superior St.
14. **JOHN THOMAS** (148), WR, USC
15. **MIKE TILLEMANN** (163), DT, Montana
16. **DAVE OSBORN** (176), RB, North Dakota
17. **MAX LEETZOW** (191), DE, Idaho
18. **PHIL MORGAN** (204), RB, East Tenn.
19. **PAUL LABINSKI** (219), DT, St. John's
20. **VERAN SMITH** (232), LB, Utah State
21. **RICHARD KOTITE** (247), WR, Wagner
22. **ELLIS JOHNSON** (260), RB, SE Louisiana
23. **COSMO IACAVAZZI** (275), RB, Princeton

1966 (Drafted 7th)

1. **JERRY SHAY** (7), DT, Purdue
2. **JIM LINDSEY** (47), RB, Arkansas
3. **JOHN HANSEN** (42), LB, Illinois
4. **RON ACKS** (57), DB, Illinois
5. (A) **DOUG DAVIS** (72), T, Kentucky
6. (B) **BOB HALL** (76), DB, Brown, from Chicago for Palmer Yale.
7. (A) **WIBER AYLOR** (83), T, S.W. Texas St., from N.Y. Giants for Bill Swain.
8. (B) NO CHOICE, traded to Detroit for Mike Bunda and Larry Vargo.
9. **BOB MEERS** (106), WR, Massachusetts
10. NO CHOICE, traded to Baltimore for the rights to Larry Kramer.
11. **RON GREEN** (134), WR, North Dakota
12. NO CHOICE, traded to Detroit for Gary Lowe.
13. **STAN QUINTANA** (162), DB, New Mexico
14. **BOB PETRELLA** (181), DB, Tennessee
15. **JERRY MARTIN** (195), T, San Diego St.
16. **HOWARD TWILLEY** (209), WR, Tulsa
17. **HUGH WRIGHT** (223), RB, Adams State
18. **JIM WILLIAMS** (237), DB, Arkansas
19. **MONROE BEARD** (256), WR, Virginia Union
20. **DALE GRECO** (270), T, Illinois
21. **JESSE STOKES** (284), DB, Corpus Christi
22. NO CHOICE, traded to Philadelphia for Billy Ray Barnes.

1967 (Drafted Alternately 8th and 7th)

1. (A) **CLINTON JONES** (2), RB, Michigan State, from NY Giants as part of the Tankerton trade.
2. (B) **GENE WASHINGTON** (8), WR, Michigan State
3. (C) **ALAN PAGE** (15), DT, Notre Dame, Choice from L.A. Rams for Hal Bedsole, Tommy Mason and 2nd round draft choice in 1967.
4. **BOB GRIM** (28), WR, Oregon State. Choice from N.Y. Giants.
5. NO CHOICE, traded to LA Rams.
6. **EARL DENNY** (61), RB, Missouri
7. **ALVIN CLOAK** (67), DB, Tenn. AGI
8. **KEN LAST** (115), WR, Minnesota
9. NO CHOICE, traded to Pittsburgh for Phil King.
10. **BOBBY BRYANT** (167), DB, South Carolina
11. NO CHOICE, traded to Pittsburgh for Dave Tobey.
12. **JOHN BEASLEY** (197), TE, California, Choice from Washington.
13. **BILL MORRIS** (219), C, Holy Cross
14. **PETE TATMAN** (244), DB, Nebraska
15. **BOB TRYSTAD** (271), DT, Washington St.
16. **FRED CREMER** (296), DT, St. John's
17. **CHARLES HAROT** (323), DB, Tulsa
18. **JIM HARGROVE** (348), LB, Howard Payne
19. **JAMES SHEA** (375), DB, E. New Mexico
20. **GENE BEARD** (400), DB, Virginia Union
21. **DICK WAGNER** (427), DB, Bowling Green

1968 (Drafted 6th)

1. (A) **RON VARY** (1), T, USC, Choice from N.Y. Giants as part of Tankerton trade.
2. (B) NO CHOICE, traded to New Orleans for Gary Cuzzo.

3. **CHARLIE WEST** (33), DB, Texas-EI Paso
4. (A) NO CHOICE, traded to Pittsburgh for Brady Keys.
5. (B) **MIKE MCGILL** (76), LB, Notre Dame. Choice from Dallas for Lance Rentzel.
6. **MIKE FREEMAN** (89), DB, Fresno State
7. NO CHOICE, traded to Washington for Bob Breitenstein.
8. **BOB GOODRIDGE** (144), WR, Vanderbilt
9. (A) **OSCAR SNEED** (17), RB, Colorado State. Choice from Atlanta for Ron Vanderkelen.
10. (B) **LENNY SNOW** (171), RB, Georgia Tech
11. **HANK URBANOWICZ** (198), DT, Miami
12. **MIKE DONOHUE** (225), TE, San Francisco
13. **TOM SAKAI** (250), DB, Minnesota
14. **BILL HAYS** (279), WR, Omaha
15. **HOWIE SMALL** (308), C, Rhode Island
16. **DICK WHERRY** (333), WR, Northern St.
17. **RON EVANS** (350), T, Arkansas AMNH
18. **JIM HAYNIE** (387), QB, West Chester St.
19. **LARRY KUCHARICH** (414), DB, Boston Coll.
20. (A) **BOB LEE** (441), QB, Pacific
21. (B) **BILL HULL** (445), G, Tennessee Tech, Choice from Detroit.

1969 (Drafted 17th)

1. NO CHOICE, traded to New Orleans for Gary Cuzzo.
2. (A) **ED WHITE** (39), C, California. Choice from N.Y. Giants as a part of Tankerton trade.
3. (B) **VOLLY MURPHY** (43), WR, UTEP
4. NO CHOICE, traded to Philadelphia for Phil King.
5. **MIKE MCCAFFREY** (95), LB, California
6. (A) **JIM BARNES** (106), G, Arkansas. Choice from Atlanta for Ron Vanderkelen.
7. (B) **MIKE O'SHEA** (112), WR, Utah State. Choice from Pittsburgh for Bobby Walden.
8. (C) **CORNY DAVIS** (121), RB, Kansas St.
9. **MARION BATES** (148), DB, Tex. Southern
10. NO CHOICE, traded to Washington along with Marlin McKeever for Paul Krause.
11. **HARRISON WOOD** (199), WR, Washington
12. **TOM FINN** (225), G, Minnesota
13. **TOM MCCAULEY** (253), WR, Wisconsin
14. **BRIAN DOWLING** (277), QB, Yale
15. **NOEL JENKE** (303), LB, Minnesota
16. **JIM MOYLAN** (329), DT, Texas Tech
17. **TOMMY HEAD** (355), C, S.W. Texas St.
18. **EUGENE MOSLEY** (381), TE, Jackson St.
19. NO CHOICE, traded to Detroit for 17th choice in 1968.
20. **WENDELL HOUTLEY** (433), DB, Texas AGM

1970 (Drafted 25th)

1. **JOHN WARD** (25), T, Oklahoma State
2. **BILL CAPPLEMAN** (51), DB, Florida St.
3. **CHUCK BURCKON** (77), LB, North Park
4. NO CHOICE, traded to New Orleans for Kent Kramer.
5. **GREG JONES** (129), RB, UCLA
6. NO CHOICE, traded to Pittsburgh for Tony Jeter.
7. **HAP FARBER** (181), LB, Mississippi
8. **MIKE CARROLL** (206), G, Missouri
9. **GEORGE MORROW** (233), DE, Mississippi
10. **STU VOIGT** (260), TE, Wisconsin
11. **GODFREY ZAUNBRECHT** (286), C, LSU
12. **JAMES HALL** (311), DB, Jackson St.
13. **ROBERT PEARCE** (337), DB, S.F. Austin
14. **TOM SPINKS** (363), WR, Louisiana Tech
15. **BENNIE FRANCIS** (388), DE, Chadron
16. **BRUCE CERONE** (417), WR, Emporia St.
17. **BRIAN HEALY** (441), DB, Michigan

1971 (Drafted 24th)

1. **LEO HAYDEN** (24), RB, Ohio State
2. NO CHOICE, traded to Philadelphia as part of Norm Sneed trade.
3. **EDDIE HACKETT** (76), WR, Alcorn AGM
4. **VINCE CLEMENTS** (102), RB, Connecticut
5. NO CHOICE, Choice traded to Pittsburgh for Kent Nix.
6. NO CHOICE, traded to Philadelphia for Norm Sneed.
7. **GENE MACK** (180), LB, Texas-EI Paso
8. **JOHN FARLEY** (208), DE, J.C. Smith
9. **TIM SULLIVAN** (232), RB, Iowa
10. **CHRIS MORRIS** (258), G, Indiana
11. **MIKE WALKER** (284), LB, Tulane
12. **REGGIE HOLMES** (310), DB, Stout State
13. **BENNY FRY** (336), C, Houston
14. **JIM GALLAGHER** (362), LB, Yale
15. **JEFF WRIGHT** (388), DB, Minnesota
16. **REC EDMONDS** (419), WR, Penn State
17. **KEN DUNCAN** (439), G, Tulsa

1972 (Drafted 24th)

1. (A) **JEFF SIEMON** (10), LB, Stanford. Choice from New England for Joe Kapp.
2. (B) NO CHOICE, traded to NY Giants as a part of Tankerton trade.
3. **ED MARINARO** (50), RB, Cornell
4. (A) **JOE BUETOWN** (53), T, Minnesota. Choice from Green Bay for the rights to Z. Bratkowski.
5. (B) NO CHOICE, traded to Philadelphia as part of the Norm Sneed trade.

4. NO C CHOICE, traded to Denver for Al Denison.
5. NO CHOICE, traded to LA Rams for Ted Provost.
6. **AMOS MARTIN** (154), LB, Louisville
7. **BILL SLATER** (181), DE, Western Michigan
8. **CALVIN DEMERY** (166), WR, Arizona St.
9. **CHARLES GOODRUM** (232), C, Florida A&M
10. **WILLIE ALDRIDGE** (258), RB, South Carolina St.
11. **WILLIE MCKELTON** (284), DB, Southern
12. **BOB BANAUGH** (310), DB, Montana St.
13. **FRANKLIN ROBERTS** (336), RB, Alcorn A&M
14. **MARV OWENS** (361), RB, San Diego St.
15. **MIKE SIVERT** (388), G, East Tennessee St.
16. **NEIL GRAFF** (444), WR, Wisconsin
17. **DICK SCHMALZ** (440), WR, Auburn

1973 (Drafted Alternately 12th, 13th, 14th)

1. **CHUCK FOREMAN** (17), RB, Miami
2. **(A) JACKIE WALLACE** (34), DB, Arizona, Choice from St. Louis in John Gilliam for Gary Cuzzoza trade.
3. **(B) NO CHOICE**, Traded to NY Giants as a part of Tankerton trade.
4. **JIM LASH** (65), WR, Northwestern
5. **(A) MIKE WELLS** (82), DB, Illinois, Choice from Philadelphia in Bill Cappelman trade.
6. **(B) NO CHOICE**, traded to Kansas City for Mike Eischied.
7. **BRENT MCCLANAHAN** (118), RB, Arizona St.
8. **(A) DOUG KINGSRITER** (139), TE, Minnesota, Choice from New Orleans along with 1974 4th choice for Bob Brown.
9. **FRED ABBOTT** (143), LB, Florida
10. **JOSH BROWN** (168), RB, S.W. Texas St.
11. **CRAIG DARLING** (196), T, Iowa
12. **LARRY DIBBLES** (221), DE, New Mexico
13. **(A) RANDY LEE** (236), P, Tulane, Choice from Philadelphia for Bill Cody.
14. **(B) DAVE MASON** (246), DB, Nebraska
15. **GEARY MURDOCK** (274), TE, Iowa State
16. **ALAN SPENCER** (293), WR, Pittsburg St.
17. **RON JUST** (324), G, Minnesota
18. **EDDIE BISHOP** (352), DB, Southern
19. **TONY CHANDLER** (377), RB, Missouri Valley
20. **LARRY SMILEY** (402), DE, Texas Southern
21. **DAVE WINFIELD** (429), TE, Minnesota

1974 (Drafted 25th)

1. **(A) FRED MCNEILL** (17), LB, UCLA, Choice from Atlanta along with Bob Berry for Bob Lee and Lonnie Warwick.
2. **(B) STEVE RILEY** (25), T, USC
3. **(A) JOHN HOLLAND** (29), WR, Tennessee State, Choice from San Diego along with 3rd choice for C. Jones and C. Gersbach.
4. **(B) MATT BLAIR** (51), LB, Iowa State
5. **(A) STEVE CRAIG** (64), TE, Northwestern, Choice from San Diego.
6. **(B) SCOTT ANDERSON** (77), C, Missouri
7. **(A) MIKE TOWNSEND** (86), DB, Notre Dame, Choice from New Orleans as part of Bob Brown trade.
8. **(B) NO CHOICE**, traded to Cincinnati for Steve Lawson.
9. **(A) JAMES FERGUSON** (120), DB, Stanford, Choice from Denver along with Rod Sherman for Gene Washington.
10. **(B) NO CHOICE**, Choice from Los Angeles for Charles Stukes, Choice traded to Philadelphia for Ron Porter.
11. **(C) CHOICE** traded to Baltimore for Charles Stukes in 1973.
12. **MARK KELLAR** (155), RB, No. Illinois
13. **FRED TABRON** (181), RB, S.W. Missouri
14. **BERL SIMMONS** (207), K, TCU
15. **SAM McCULLUM** (232), WR, Montana St.
16. **BARRY REED** (259), RB, Peru State
17. **DAVID BOONE** (285), DE, E. Michigan
18. **RANDY POLT** (311), DB, Stanford
19. **GARY KELLER** (337), DT, Utah
20. **ALAN DIXON** (363), RB, Harding
21. **KURT WACHTLER** (389), DT, St. John's
22. **JOHN GOEBEL** (415), RB, St. Thomas
23. **EARL GARRETT** (441), DB, Boston State

1975 (Drafted 25th)

1. **MARK MULLANEY** (25), DE, Colorado St.
2. **ART RILEY** (52), DT, USC
3. **NO CHOICE**, traded to New Orleans for Andy Maurer
4. **(A) HAROLD HENSON** (89), RB, Ohio St. Choice from Detroit for Charlie West.
5. **(B) BRUCE ADAMS** (103), WR, Kansas
6. **ROBERT MILLER** (129), RB, Kansas
7. **BURBA BROUSSARD** (155), LB, Houston
8. **HENRY GREENE** (181), RB, Southern
9. **JOE HOLLIMON** (207), DB, Arkansas St.
10. **JOHN PASSANANTI** (233), C, W. Illinois
11. **NEIL CLABO** (258), P, Tennessee
12. **IKE SPENCER** (285), RB, Utah
13. **AUTRY BEAMON** (311), DB, East Texas St.
14. **MIKE HURD** (336), WR, Michigan State
15. **MIKE STRICKLAND** (363), DB, E. Michigan
16. **OLLIE BAKKEN** (388), LB, Minnesota
17. **TOM GOEDYEN** (414), K, Iowa State
18. **ADOLPH BELLIZARE** (441), RB, Penn St.

1976 (Drafted Alternately 25th and 26th)

1. **JAMES WHITE** (25), DT, Oklahoma State
2. **SAMMY WHITE** (54), WR, Grambling
3. **WES HAMILTON** (85), G, Tulsa
4. **LEONARD WILLIS** (118), WR, Ohio State
5. **(A) STEVE WAGNER** (133), DB, Wisconsin, Choice from Atlanta for Oscar Reed.
6. **(B) KEITH BARNETT** (150), RB, Boston Coll.
7. **TERRY EGERDAHL** (180), WR/DB, Minnesota-Duluth.
8. **LARRY BRUNE** (206), DB, Rice
9. **NO CHOICE**, traded to New England along with 6th choice in 1977 for Doug Dumlér.
10. **ISAAC HAGINS** (262), WR/RS, Southern
11. **BILL SALMON** (289), DB, Northern Iowa
12. **STEVE KRACHER** (318), RB, Montana St.
13. **ROBERT SPARKS** (345), DB, San Francisco St.
14. **GARY PAULSON** (372), DE, Colorado St.
15. **JEFF STAPLETON** (401), T, Purdue
16. **RON GROCE** (428), RB, Macalester
17. **DANDEY HICKEL** (457), DB, Montana St.
18. **RICK LUKOWSKI** (484), DT, West Virginia

1977 (Drafted 27th)

1. **TOMMY KRAMER** (27), QB, Rice
2. **DENNIS SWILLEY** (53), G, Texas A&M
3. **TOM HANNON** (83), S, Michigan State
4. **NO CHOICE**, traded to Seattle along with Bob Lurtsema for Ahmad Rashad.
5. **KEN MOORE** (138), TE, Northern Illinois
6. **NO CHOICE**, traded to New England for Doug Dumlér.
7. **NO CHOICE**, traded to Cincinnati for Orlando Nelson.
8. **CLINT STROZIER** (222), S, USC
9. **SCOTT STUDDWELL** (250), LB, Illinois
10. **DAN BEAVER** (278), K, Illinois
11. **KEITH HERTWIG** (306), WR, Arizona
12. **JIM KELLEHER** (335), RB, Colorado

1978 (Drafted Alternately 21st, 20th, 24th, 23rd, 22nd)

1. **RANDY HOLLOWAY** (21), DE, Pittsburgh
2. **JOHN TURNER** (48), LB, Miami
3. **WHIP WALTON** (75), LB, San Diego State
4. **JIM HUGH** (100), C, Utah State
5. **NO CHOICE**, traded to the NY Giants for Bob Tucker.
6. **NO CHOICE**, traded to San Francisco for Nate Allen.
7. **NO CHOICE**, traded to Philadelphia for Bill Bradley.
8. **MIKE WOOD** (204), K, S.E. Missouri, Choice from Seattle for Amos Martin and Autry Beamon.
9. **NO CHOICE**, traded to NY Jets for Phil Wise in 1977.
10. **MIKE DEUTSCH** (240), P, Colorado St.
11. **HUGHIE SHAW** (272), RB, Texas A&I
12. **RON HARRIS** (299), RB, Colorado St.
13. **JEFF MORROW** (326), T, Minnesota

1979 (Drafted Alternately 16th and 17th)

1. **TED BROWN** (16), RB, North Carolina State
2. **DAVE HUFFMAN** (43), C, Notre Dame
3. **Forfeited**
4. **STEVE DILS** (97), DB, Stanford
5. **JERRY MEYER** (129), LB, Michigan
6. **JOE JENSEN** (152), TE, West Chester St.
7. **BOB WINKEL** (181), DT, Kentucky
8. **NO CHOICE**, traded to Baltimore for Frank Myers.
9. **BILLY DIGGS** (236), WR, Winston-Salem
10. **NO CHOICE**, traded to Jets for Phil Wise.
11. **BRIAN NELSON** (297), WR, Texas Tech
12. **DAVID STEPHENS** (317), LB, Kentucky

1980 (Drafted Alternately 9th, 10th, 11th)

1. **DOUG MARTIN** (9), DT, Washington
2. **(A) WILLIE TEAL** (30), CB, LSU, Choice from San Francisco for 2nd and 3rd choice in 1980.
3. **(B) NO CHOICE**, traded to San Francisco for 2nd rounder in 1980.
4. **(A) NO CHOICE**, traded to San Francisco for 2nd rounder in 1980.
5. **(B) BRENT BOYD** (68), G/C, UCLA, Choice from New Orleans in Steve Riley trade.
6. **DENNIS JOHNSON** (92), LB, USC
7. **(A) DOUG PASCHAL** (121), RB, North Carolina
8. **(B) PAUL JONES** (122), RB, California, from New Orleans in Steve Riley trade.
9. **RAY YAKOVONIS** (148), DE, East Stroudsburg St.
10. **HENRY JOHNSON** (174), LB, Georgia Tech
11. **NO CHOICE**, traded along with Carl Eller to Seattle for Steve Niehaus.
12. **DENNIS MOSLEY** (232), RB/WR, Iowa
13. **KEN BROWN** (258), WR/RS, Nebraska
14. **SAM HARRELL** (288), RB, East Carolina
15. **THOMAS LANE** (315), S, Florida A&M

1981 (Drafted Alternately 18th, 17th, 16th)

1. **NO CHOICE**, traded to Baltimore for two 2nd and 5th round choice in 1981.
2. **(A) MARYDE MCDOOLE** (39), WR, Mississippi, Choice from Baltimore for 1st choice in 1981.
3. **(B) ROBIN SENDLINE** (45), LB, Texas
4. **(C) JARVIS REDWINE** (46), RB, Nebraska, Choice from Baltimore.

3. **NO CHOICE**, to New Orleans in Steve Riley trade.
4. **TIM IRWIN** (74), T, Tennessee, Choice from New Orleans for Chuck Foreman.
5. **JOHN SWAIN** (101), DB, Miami (Fla.)
6. **WENDELL RAY** (123), DE, Missouri, Choice from Baltimore
7. **NO CHOICE**, traded to New Orleans in Steve Riley trade.
8. **NO CHOICE**, traded to Miami for Jim Langer.
9. **DON SHAYER** (184), RB, Kutztown St.
10. **WADE WILSON** (210), QB/P, East Texas St.
11. **NO CHOICE**, traded to Seattle for Nick Bebout.
12. **JAMES MURPHY** (266), WR, Utah State
13. **WILLIAM STEPHANOS** (293), T, Boston Coll.
14. **BRIAN WILLIAMS** (320), TE, Southern

1982 (Drafted Alternately 7th, 11th, 10th, 9th, 8th, 7th)

1. **DARRIN NELSON** (7), RB, Stanford
2. **TERRY TAUSCH** (39), T, Texas
3. **NO CHOICE**, traded to New Orleans for Tony Galbreath.
4. **JIM FAHNHORST** (92), LB, Minnesota
5. **NO CHOICE**, traded to Miami for Langer.
6. **GREG STORR** (147), LB, Boston College
7. **STEVE JORDAN** (179), TE, Brown
8. **KIRK HARMON** (206), LB, Pacific
9. **BRYAN HUWARD** (233), S, Tennessee St.
10. **GERALD LUCEAR** (260), WR, Temple
11. **CURTIS ROSE** (286), G, Chattanooga
12. **HOBSON MILLER** (318), RB, Cincinnati

1983 (Drafted Alternately 19th, 18th, 17th, 16th, 15th)

1. **JOEY BROWNER** (19), DB, USC
2. **NO CHOICE**, traded to Philadelphia for Charlie Johnson.
3. **WALKER LEE ASHLEY** (73), LB, Penn St.
4. **MARK RUSH** (100), RB, Miami (Fla.)
5. **MARK STEWART** (127), LB, Washington
6. **MIKE JONES** (159), WR, Tennessee St.
7. **CARL LEE** (186), DB, Marshall
8. **NORRIS BROWN** (213), TE, Georgia
9. **NO CHOICE** (239), WR, Toledo
10. **(A) MELVIN BROWN** (255), DB, Mississippi, Choice from L.A. Rams for Ron Vary.
11. **(B) WALTER TATE** (266), C, Tennessee St.
12. **BRIAN BUTCHER** (298), G, Clemson
13. **MAURICE TURNER** (325), RB, Utah St.



Alfred Anderson, Baylor

1984 (Drafted Alternately 13th, 12th, 11th, 15th, 14th)

1. **KEITH MILLARD** (13), DE, Washington St.
2. **NO CHOICE**, traded to Houston for Archie Manning.
3. **ALFRED ANDERSON** (67), RB, Baylor
4. **NO CHOICE**, traded to Houston for Dave Casper.
5. **NO CHOICE**, traded to LA Raiders for 5th, 7th, and 11th choices in 1984.
6. **ALLEN RICE** (140), RB, Baylor, Choice from L.A. Rams.
7. **DWIGHT COLLINS** (154), WR, Pittsburgh
8. **(A) JOHN HAINES** (180), DT, Texas
9. **(B) LOU LEWIS** (196), G, Texas A & I, Choice from L.A. Raiders
10. **PAUL SVERCHECK** (208), DT, Cal Poly-SLO
11. **KEITH KIDD** (239), WR, Arkansas
12. **JAMES SPENCER** (268), LB, Oklahoma St.
13. **(A) EDGAR PICKETT** (295), LB, Clemson
14. **(B) LAWRENCE THOMPSON** (308), WR, Miami (Fla.), Choice from LA Raiders
15. **MIKE A. JONES** (321), RB, North Carolina A&T

1985 (Drafted Alternately 2nd, 3rd)

1. **(A) NO CHOICE**, traded to Atlanta for 1st and 3rd choice in 1985.
2. **(B) CHRIS DOLEMAN** (4), LB, Pittsburgh, Choice from Atlanta.
3. **ISSAC HOLT** (30), CB, Alcorn St.
4. **(A) KIRK LOWDMERK** (59), C, Ohio St.
5. **(B) TIM MEAMBER** (60), LB, Washington, Choice from Atlanta.
6. **(C) TIM LONG** (65), T, Memphis State, Choice from San Diego for John Turner.
7. **(A) GEORGE "Buster" RHYMES** (85), WR, Oklahoma
8. **(B) KYLE MORRELL** (106), S, BYU, Choice from LA Rams for Steve Dils.
9. **MARK McDONALD** (115), G, Boston Coll.
10. **(A) STEVE BONO** (142), QB, UCLA

6. **(B) TIM NEWTON** (164), NT, Florida. Choice from L.A. Raiders for Brad Van Pelt.
7. **(N) NO CHOICE**, traded to Green Bay for Jan Stenerud.
8. **NIKITA BLAIR** (198), LB, Texas El Paso.
9. **JAMIE COVINGTON** (227), RB, Syracuse.
10. **IJUAN JOHNSON** (254), WR, Langston.
11. **TIM WILLIAMS** (283), DB, North Carolina AGT.
12. **BYRON JONES** (310), DT, Tulsa.

1986 (Drafted Alternately 9th, 8th, 7th, 11th, 10th)

1. **(A) GERALD ROBINSON** (14), DE, Auburn. Choice from San Diego.
2. **(B) NO CHOICE**, traded to San Diego for San Diego's 1st and 3rd choice in 1986.
3. **(A) NO CHOICE**, traded to N.Y. Giants for Gary Zimmerman.
4. **(B) NO CHOICE**, traded to Miami for Anthony Carter.
5. **(C) CHOICE** from L.A. Raiders for Brad Van Pelt traded to NY Giants for Gary Zimmerman.
6. **(N) NO CHOICE**, traded to San Diego.
7. **JOE PHILLIPS** (13), DT, SMU.
8. **HASSAN JONES** (120), WR, Florida St.
9. **THOMAS ROOKS** (147), RB, Illinois.
10. **CARL HILTON** (17), TE, Houston.
11. **GARY SCHIPPANG** (206), T, West Chester St.
12. **MIKE SLATON** (232), DB, South Dakota.
13. **JOE CORMIER** (259), TE/WR, USC.
14. **JOHN ARMSTRONG** (286), WR, Richmond.
15. **JESSE SOLOMON** (318), LB, Florida St.

1987 (Drafted 16th)

1. **(A) D.J. DOZIER** (14), RB, Penn State. Choice from Miami for 1st and 5th choices in 1987.
2. **(B) NO CHOICE**, traded to Miami.
3. **RAY BERRY** (44), LB, Baylor.
4. **HENRY THOMAS** (72), NT, LSU.
5. **REGGIE RUTLAND** (100), S, Georgia Tech.
6. **(N) NO CHOICE**, traded to Miami.
7. **GREG RICHARDSON** (156), WR/KR, Alabama.
8. **(N) NO CHOICE**, traded to Seattle for John Harris.
9. **RICK FENNEY** (211), RB, Washington.
10. **LEONARD JONES** (239), S, Texas Tech.
11. **ROBERT RILEY** (267), T, Indiana.
12. **BRENT PEACE** (295), QB, Montana.
13. **KEITH WILLIAMS** (323), DT, Florida.

**Ed McDaniel, Clemson****1988 (Drafted Alternately 19th, 15th, 16th, 17th, 18th)**

1. **RANDALL MCDANIEL** (19), G, Arizona St.
2. **(A) NO CHOICE**, to Denver for Denver's 2nd, 4th, and 6th choices in 1988.
3. **(B) BRAD EDWARDS** (54), S, South Carolina. Choice from Denver.
4. **AL NOGA** (71), DT, Hawaii.
5. **(A) NO CHOICE**, to New England along with 11th choice in Rich Cannon trade.
6. **(B) TODD KALIS** (108), G, Arizona State. Choice from Denver.
7. **DARRELL FULLINGTON** (124), S, Miami.
8. **(A) NO CHOICE**, traded to Miami for Greg Koch.
9. **(B) DERRICK WHITE** (164), CB, Oklahoma. Choice from Denver.
10. **BRAD BECKMAN** (183), TE, Nebraska-Omaha.
11. **JOE CAIN** (210), LB, Oregon Tech.
12. **PAUL MCGOWAN** (237), LB, Florida State.
13. **BRIAN HABIB** (264), DT, Washington.
14. **NORMAN FLOYD** (296), S, South Carolina. Choice from New England for 9th rounder in 1989.
15. **(N) NO CHOICE**, traded to New England in Rich Cannon trade.
16. **(N) NO CHOICE**, traded to NY Giants.

1989 (Drafted 24th)

1. **(N) NO CHOICE**, traded to Pittsburgh for Mike Meriwether.
2. **DAVID BRAXTON** (52), LB, Wake Forest.
3. **JOHN HUNTER** (80), T, BYU.
4. **DARRYL INGRAM** (108), TE, California.
5. **Exercised in 1988 Supplemental Draft** for Ryan Beetha, WR, South Carolina.
6. **JEFF MICKEL** (163), T, E. Washington.
7. **BENJN ROLLAND** (191), NT, Auburn.
8. **ALEX STEWART** (219), DE, Cal. State-Fullerton.
9. **(N) NO CHOICE**, traded to New England for 11th choice in 1988.

10. **(N) NO CHOICE**, traded to Miami for Greg Koch.
11. **BRAD BAXTER** (303), RB, Alabama State.
12. **(A) SHAWN WOODSON** (331), LB, James Madison.
13. **(B) EVERETT ROSS** (335), WR/KR, Ohio State. Choice from LA Raiders for 11th choice in 1990.

1990 (Drafted Alternately 23rd, 22nd, 21st)

1. **(N) NO CHOICE**, traded to Dallas in Herschel Walker trade.
2. **(N) NO CHOICE**, traded to Dallas in Herschel Walker trade.
3. **(A) MIKE JONES** (54), TE, Texas AGM. Choice from Dallas in Herschel Walker trade.
4. **(B) MARION HOBBY** (74), DE, Tennessee.
5. **ALONZO HAMPTON** (104), CB, Pittsburgh.
6. **(A) REGGIE THORNTON** (116), WR, Bowling Green. Choice from San Diego through Dallas in Herschel Walker trade.
7. **(B) CEDRIC SMITH** (131), RB, Florida.
8. **(N) NO CHOICE**, traded to Dallas in Herschel Walker trade.
9. **JOHN LEVELLS** (188), LB, C. W. Post.
10. **CRAIG SCHLICHTING** (214), DE, Wyoming.
11. **TERRY ALLEN** (241), RB, Clemson.
12. **(A) PAT NEWMAN** (249), WR, Utah St., Choice from Dallas in Herschel Walker trade.
13. **(B) DONALD SMITH** (271), CB, Liberty.
14. **(N) NO CHOICE**, traded to LA Raiders for 12th choice in 1989.
15. **RON GOETZ** (324), LB, Minnesota.

1991 (Drafted Alternately 12th, 11th, 10th, 9th, 8th, 7th)

1. **(N) NO CHOICE**, traded to Dallas in Herschel Walker trade.
2. **(N) NO CHOICE**, traded to Dallas in Herschel Walker trade.
3. **(A) CARLOS JENKINS** (65), LB, Michigan St.
4. **(B) JAKE REED** (68), WR, Grambling. Choice from Dallas in Herschel Walker trade.
5. **RANDY BALDWIN** (92), RB, Mississippi.
6. **CHRIS THOME** (113), C/G, Minnesota.
7. **(N) NO CHOICE**, traded to L.A. Raiders.
8. **TODD SCOTT** (163), S, SW Louisiana. Choice from LA Raiders.
9. **(A) SCOTT REAGAN** (179), DT, Humboldt.
10. **(B) TRIPP WELBORNE** (180), S, Michigan. Choice from LA Raiders.
11. **REGGIE JOHNSON** (206), DE, Arizona.
12. **GERALD HUDSON** (232), RB, Oklahoma State.
13. **BRADY PIERCE** (259), T, Wisconsin.
14. **IVAN CAESAR** (286), LB, Boston College.
15. **DARREN HUGHES** (313), WR, Carson-Newman.

1992 (Drafted Alternately 13th, 12th, 15th, 14th)

1. **(N) NO CHOICE**, to Dallas in Herschel Walker trade.
2. **ROBERT HARRIS** (39), DE, Southern. Choice from Seattle in Keith Millard trade.
3. **(N) NO CHOICE**, to Dallas in Herschel Walker trade.
4. **(N) NO CHOICE**, to Dallas in Herschel Walker trade.
5. **ROY BARKER** (98), DT, North Carolina.
6. **ED DANIEL** (125), LB, Clemson.
7. **MIKE CADDIS** (152), RB, Oklahoma.
8. **DAVID WILLSON** (183), S, California.
9. **LUKE FISHER** (210), TE, East Carolina.
10. **(A) BRAD JOHNSON** (227), QB, Florida St., Choice from Tampa Bay in Jimmy Williams trade.
11. **(B) RONNIE WEST** (237), WR, Pittsburgh St.
12. **BRAD CULPEPPER** (264), DT, Florida.
13. **CHARLES EVANS** (295), RB, Clark.
14. **JOE RANDOLPH** (323), WR, Elon.

1993 (Drafted Alternately 21st, 24th, 23rd, 22nd, 21st, 20th)

1. **ROBERT SMITH** (21), RB, Ohio St.
2. **QADRY ISMAIL** (52), WR, Syracuse.
3. **(A) JOHN GERAK** (57), G, Penn St., Choice from Seattle in Keith Millard trade.
4. **(B) GILBERT BROWN** (79), DT, Kansas.
5. **ASHLEY SHEPPARD** (106), LB, Clemson.
6. **EVERETT LINVAY** (131), T, Mississippi.
7. **(N) NO CHOICE**, traded to Washington for George Hinkle and Joe Johnson.
8. **GINO TORRETTA** (192), QB, Miami.
9. **(N) NO CHOICE**, traded to San Francisco for Keith Henderson.

1994 (Drafted Alternately 19th, 18th, 17th, 16th, 20th)

1. **(A) DEWAYNE WASHINGTON** (18), CB, North Carolina St. Choice from Denver in Gary Zimmerman trade.
2. **(B) TODD STEUSSIE** (19), T, California.
3. **(A) DAVID PALMER** (40), WR/RB, Alabama. Choice from Atlanta in Chris Doleman trade.
4. **(B) NO CHOICE**, Compensation choice to Atlanta in Chris Doleman trade.
5. **(C) NO CHOICE**, to LA Raiders for 2nd and 4th choices in 1994.
6. **(D) FERNANDO SMITH** (55), DE, Jackson St. Choice from L.A. Raiders in exchange of draft picks.
7. **(N) NO CHOICE**, to Pittsburgh in Adrian Cooper trade.
8. **(A) NO CHOICE**, to Houston in Warren Moon trade.
9. **(B) MIKE WELLS** (125), DT, Iowa. Choice from LA Raiders in exchange of draft picks.
10. **(A) SHELLY HAMMONDS** (134), CB, Penn State. Choice from Washington in Rich Cannon trade.

5. **(B) NO CHOICE**, to Kansas City in Barry Word trade.
6. **(A) ANDREW JORDAN** (179), TE, Western Carolina. Choice from Denver in Gary Zimmerman trade.
7. **(B) NO CHOICE**, to Pittsburgh in Adrian Cooper trade.
8. **PETE BERICHI** (211), LB, Notre Dame.

1995 (Drafted Alternately 24th, 23rd, 25th)

1. **(A) DERRICK ALEXANDER** (11), DE, Florida State. Choice from Denver through Atlanta in Chris Doleman trade.
2. **(B) KOREY STRINGER** (24), T, Ohio State.
3. **(A) ORLANDO THOMAS** (42), S, SW Louisiana. Choice from Denver in Gary Zimmerman trade.
4. **(B) COREY FULLER** (55), CB, Florida State.
5. **(N) NO CHOICE**, to Houston in Warren Moon trade.
6. **(A) CHAD MAY** (121), QB, Kansas St. Choice from Denver for 4th and 6th choices in 1995.
7. **(B) NO CHOICE**, traded to Denver.
8. **JAMES STEWART** (157), RB, Miami.
9. **(A) NO CHOICE**, traded to Denver.
10. **(B) JOHN SOLOMON** (196), LB, Sam Houston State. Choice from NY Giants in Vencie Glenn trade.
11. **(A) JOE WHITE** (232), DT, Howard.
12. **(B) JASON FISK** (243), DT, Stanford. Compensatory Selection.

**Orlando Thomas, SW Louisiana****1996 (Drafted Alternately 16th, 15th, 14th, 17th)**

1. **DUANE CLEMENS** (16), LB, California.
2. **JAMES MANLEY** (78), DT, Vanderbilt.
3. **BOE WILLIAMS** (15), RB, Kentucky.
4. **(A) HUNTER GOODWIN** (97), TE, Texas AGM. Choice from Arizona in exchange of draft picks.
5. **(B) NO CHOICE**, Traded to Arizona in exchange of draft picks.
6. **(A) SEAN BOYD** (137), S, North Carolina. Choice from NY Giants in Vencie Glenn trade.
7. **(B) NO CHOICE**, Traded to Arizona in exchange of draft picks.
8. **(N) NO CHOICE**, to NY Giants in Vencie Glenn trade.
9. **JON MERRILL** (223), OL, Duke.

1997 (Drafted Alternately 20th, 19th, 18th, 17th, 21st)

1. **DWAYNE RUDD** (20), LB, Alabama.
2. **TORRIAN GRAY** (49), S, Virginia Tech.
3. **STALIN COLINET** (78), DE, Boston College.
4. **ANTONIO BANKS** (113), CB, Virginia Tech.
5. **TONY WILLIAMS** (151), DT, Memphis.
6. **ROBERT TATE** (183), WR, Cincinnati.
7. **(A) ARTIE ULMER** (237), LB, Valdosta St.
8. **(B) MATTHEW HATCHETTE** (235), WR, Langston. Compensatory Selection.

1998 (Drafted Alternately 21st, 20th, 19th, 18th, 21st)

1. **RANDY MOSS** (21), WR, Marshall.
2. **KAILAE WONG** (51), LB, Stanford.
3. **RAMOS McDONALD** (80), DB, New Mexico.
4. **KVUUSAMA MAYS** (101), LB, North Carolina.
5. **KERRY COOKS** (144), SS, Iowa.
6. **MATT BIRK** (173), DT, Harvard.
7. **(A) CHESTER BARNETT** (208), LB, Arizona.
8. **(B) TONY DARDEN** (225), CB, Texas Tech. Compensatory Selection.

1999 (Drafted 29th)

1. **(A) DAUNTE CULPEPPER** (11), QB, Central Florida. Choice from Washington in Brad Johnson trade.
2. **(B) DIMITRIOS UNDERWOOD** (29), DE, Michigan St.
3. **(A) JIM KLEINSASSER** (44), TE, North Dakota.
4. **(B) NO CHOICE**, traded to Pittsburgh in exchange of draft picks.
5. **(B) NO CHOICE**, Traded to Pittsburgh in exchange of draft picks.
6. **(A) NO CHOICE**, Traded to Pittsburgh in exchange of draft picks.
7. **(B) NO CHOICE**, Traded to Pittsburgh in exchange of draft picks.
8. **(A) KENNY WRIGHT** (120), DB, Northwestern St. Choice from Miami for Hunter Goodwin.
9. **(B) JAY HUMPHREY** (125), T, Texas.
10. **(A) NO CHOICE**, Traded to Pittsburgh.
11. **(B) CHRIS JONES** (169), LB, Clemson. Compensatory Selection.
12. **(A) TALLANCE SAWYER** (185), DL, UNLV. Choice from Tampa Bay through Baltimore for Everett Lindsay.
13. **(B) ANTCIO DALTON** (199), LB, Hampton.
14. **NOEL SCARLETT** (236), DL, Langston.

2000 (Drafted 26th)

1. **CHRIS HOVAN** (26th), DT, Boston College
2. **A FRED ROBBINS** (55), DT, Wake Forest. Choice from Washington in Brad Johnson trade.
3. **(B) MICHAEL BOREAU** (56), DE, Miami (Fla.)
4. **3. DOUG CHAPMAN** (88), RB, Marshall
4. **(A) ANTONIO WILSON** (106), LB, Texas A&M-Commerce. Choice from Baltimore for Everett Lindsay.
4. **(B) TYRONE CARTER** (118), DB, Minnesota
5. **(A) NO CHOICE.** Traded to Washington in Brad Johnson trade.
5. **(B) TROY WALTERS** (165), WR, Stanford
6. **NO CHOICE.** Traded to Baltimore for Everett Lindsay.
7. **(A) NO CHOICE.** Traded to Cleveland with Stalin Colinet for Jerry Ball in 1999. Compensatory Selection.
7. **(B) MIKE MALANO** (240), C, San Diego St. Compensatory Selection.
7. **(C) GILES COLE** (244), TE, Texas A&M-Kingsville. Compensatory Selection.
7. **(D) LEWIS KELLY** (248), OL, South Carolina St. Compensatory Selection.

2001 (Drafted 27th)

1. **MICHAEL BENNETT** (27), RB, Wisconsin
2. **WILLIE HOWARD** (57), DT, Stanford
3. **(A) ERIC KELLY** (69), CB, Kentucky. Choice from New England in exchange of draft picks.
3. **(B) NO CHOICE.** Traded to New England in exchange of draft picks.
4. **(A) NO CHOICE.** Traded to New England in exchange of draft picks.
4. **(B) SHAWN WORTHEN** (130), DT, TCU.
4. **(C) CEDRIC JAMES** (131), WR, TCU.
5. **PATRICK CHUKWURAH** (157), LB, Wyoming
6. **CAREY SCOTT** (189), CB, Kentucky State
7. **BRIAN CRAWFORD** (225), T, Western Oregon

2002 (Drafted 7th)

1. **BRYANT MCINNIE** (7), T, Miami (Fla.)
2. **RADNALL SMITH** (39), LB, Washington St.
3. **WILLIE OFFORD** (70), DB, South Carolina
4. **(A) BRIAN WILLIAMS** (105), DB, North Carolina State
4. **(B) ED TA'AMU** (132), G, Utah
5. **NO CHOICE.** Traded to Cleveland for Travis Prentice and Speggon Wynn.
6. **NICK ROGERS** (177), LB, Georgia Tech
7. **CHAD BEASLEY** (218), DT, Virginia Tech



Nate Burleson, Nevada

2003 (Drafted 7th)

1. **KEVIN WILLIAMS** (9), DT, Oklahoma State
2. **E.J. HENDERSON** (40), LB, Maryland
3. **NATE BURLESON** (71), WR, Nevada-Reno
4. **ANTONIO SMITH** (105), RB, Oregon
5. **NO CHOICE.** Traded to Cleveland for Everett Lindsay and Stalin Colinet.
6. **(A) EDDIE JOHNSON** (180), P, Idaho State
6. **(B) MICHAEL NATTIEL** (190), LB, Florida. Choice from New Orleans for Todd Bouman.
7. **KEENAN HOWRY** (221), WR, Oregon

2004 (Drafted 19th)

1. **(A) NO CHOICE.** Traded to Miami in exchange of draft picks.
1. **(B) KENECH UDEZE** (20), DE, USC. Choice from Miami in exchange of draft picks.
2. **(A) DONTARRIOUS THOMAS** (48), LB, Auburn. Choice from New Orleans.
2. **(B) NO CHOICE.** Traded to New Orleans for 2a
3. **(A) NO CHOICE.** Traded to Baltimore for 2a.
3. **DARRION SCOTT** (88), DE, Ohio State. Choice obtained from Baltimore.
4. **(A) NAT DORSEY** (115), T, Georgia Tech
4. **(B) MEWELDE MOORE** (119), RB, Tulane. Choice obtained from Miami in exchange of draft picks.
5. **ROD DAVIS** (155), LB, Southern Mississippi. Choice obtained from Baltimore.
6. **DEANDRE ELLAND** (184), DB, South Carolina
7. **JEFF DUGAN** (220), TE, Maryland

2005 (Drafted 18th)

1. **(A) TROY WILLIAMSON** (7), WR, South Carolina. Choice from Oakland in Randy Moss trade.
1. **C.J. ERASMUS JAMES** (18), DE, Wisconsin
2. **MARCUS JOHNSON** (49), G, Mississippi
3. **DUSTIN FOX** (80), S, Ohio State
4. **(A) CIATRICK FASON** (112), RB, Florida. Choice from Washington in exchange of picks.
4. **(B) NO CHOICE.** Traded to Washington for 4a.
5. **NO CHOICE.** Traded to Washington in exchange of draft picks.
6. **(A) MOSLEY** (191), DT, Missouri
7. **(A) ADRIAN WARD** (219), CB, Texas-El Paso. Choice from Oakland in Randy Moss trade.
7. **(B) NO CHOICE.** Traded to NY Jets in Sam Cowart trade.

2006 (Drafted 17th)

1. **CHAD GREENWAY** (17), LB, Iowa
2. **(A) CEDRIC GRIFFIN** (48), CB, Texas
2. **(B) RYAN COOK** (51), C, New Mexico. Choice from Miami in Daunte Culpepper trade.
3. **(A) TARNARIS JACKSON** (64), QB, Alabama State. Choice from Pittsburgh in exchange of picks.
3. **(A) NO CHOICE.** Compensatory selection traded to Pittsburgh in exchange of picks.
3. **(B) NO CHOICE.** Traded to Pittsburgh in exchange of picks.
4. **(A) Traded to Philadelphia for 4b and G Artis Hicks.**
4. **(B) RAY EDWARDS** (127), DE, Purdue. Choice from Philadelphia in exchange of draft picks.
5. **GREG BLUE** (149), S, Georgia
6. **NO CHOICE.** Traded to Philadelphia for Artis Hicks.
7. **NO CHOICE.** Traded to San Diego for G Toniou Fonoti.

2007 (Drafted 7th)

1. **ADRIAN PETERSON** (7), RB, Oklahoma
2. **(A) NO CHOICE.** Pick to Atlanta for 2b and Denver Broncos 4c.
2. **(B) SIDNEY RICE** (44), WR, South Carolina. Choice from Atlanta in exchange of draft picks.
3. **MARCUS MCCAULEY** (72), CB, Fresno State
4. **(A) BRIAN ROBISON** (102), DE, Texas. Choice from Tampa Bay in exchange of draft picks.
4. **(B) NO CHOICE.** Traded to Tampa Bay for 4a.
4. **(C) NO CHOICE.** Pick from Denver traded back to Denver for 3 choices in 2008.
5. **ANDRAE ALLISON** (146), WR, East Carolina.
6. **(A) RUFUS ALEXANDER** (176), LB, Oklahoma. Choice from Denver in exchange of draft picks.
6. **(B) NO CHOICE.** Traded to Tampa Bay for 4a.
6. **(A) TYLER THIGPEN** (217), QB, Coastal Carolina.
7. **(B) CHANDLER WILLIAMS** (233), WR, Florida International. Choice from Denver in exchange of picks.

2008 (Drafted 17th)

1. **NO CHOICE.** Traded to Kansas City for DE Jared Allen.
2. **(A) TYRELL JOHNSON** (43), S, Arkansas State. Choice from Carolina in exchange of draft picks.
2. **(B) NO CHOICE.** Traded to Philadelphia for 2a, 5c.
3. **(A) NO CHOICE.** Traded to Kansas City for DE Jared Allen.
3. **(B) NO CHOICE.** Traded to Kansas City for DE Jared Allen.
4. **NO CHOICE.** Traded to Philadelphia in exchange of draft picks.
5. **(A) JOHN DAVID BOOTY** (137), QB, USC. Choice from Green Bay in exchange of draft picks.
5. **(B) NO CHOICE.** Traded to Green Bay for 5a.
5. **(C) LETROY GUION** (152), DT, Florida State. Choice from Philadelphia in exchange of draft picks.
6. **(A) NO CHOICE.** Traded to Kansas City for Jared Allen and 6b.
6. **(B) JOHN SULLIVAN** (187), C, Notre Dame. Choice from Kansas City in exchange of draft picks.
6. **(C) JAYMAR JOHNSON** (193), WR, Jackson State. Choice from Jacksonville in Troy Williamson trade.
7. **(A) Pick from St. Louis traded to Green Bay in exchange of draft picks.**
7. **(B) NO CHOICE.** Traded to NY Jets in Brooks Bollinger trade.

2009 (Drafted 22nd)

1. **PERCY HARVIN** (22), WR, Florida.
2. **PHIL LOADHOLT** (54), T, Oklahoma.
3. **ASHER ALLEN** (86), CB, Georgia.
4. **NO CHOICE.** Traded to Houston for QB Sage Rosenfels.
5. **(A) JASPER BRINKLEY** (150), LB, South Carolina. Choice from Washington.
5. **(B) NO CHOICE.** Traded to Washington for 5a.
6. **NO CHOICE.** Pick from Washington traded to Philadelphia for Kelly Holcomb.
7. **(A) Choice from Washington for Erasmus James traded back for 5a.**
7. **(B) JAMARCA SANFORD** (231), S, Mississippi.

2010 (Drafted 30th)

1. **NO CHOICE.** Traded to Detroit in exchange of draft picks.
2. **(A) CHRIS COOK** (34), CB, Virginia. Choice from Detroit in exchange of picks.

2. **(B) TOBY GERHART** (51), RB, Stanford. Choice from Houston in exchange of picks.
3. **NO CHOICE.** Traded to Houston for 2B.
4. **(A) EVERSON GRIFFIN** (100), DE, USC. Choice from Detroit in exchange of picks.
4. **(B) NO CHOICE.** Traded to Detroit in exchange of draft picks.
5. **(A) CHRIS DeGEARE** (161), T, Wake Forest
5. **(B) NATE TRIPLETT** (167), LB, Minnesota. Compensatory Selection.
6. **JOE WEBB** (198), QB, Utah
6. **(A) MICKEL SHULER** (214), TE, Penn State. Choice from Cleveland through Detroit trade for draft picks.
7. **(B) RYAN D'IMPERIO** (237), LB, Rutgers.

2011 (Drafted Alternately 12th, 11th, 9th, 8th, 7th, 13th)

1. **CHRISTIAN PENDER** (12), QB, Florida State
2. **KYLE RUDOLPH** (43), TE, Notre Dame
3. **NO CHOICE.** Traded to New England for Randy McElabb
4. **CHRISTIAN BALLARD** (106), DT, Iowa
5. **(A) BRANDON BURTON** (139), CB, Utah
5. **(B) NO CHOICE.** Traded to Baltimore for 6a and 6b.
6. **(A) DeMARCUS LOVE** (168), OT, Arkansas. Choice from Cleveland in exchange of picks.
6. **(B) MISTRAL RAYMOND** (170), S, South Florida. Choice from Cleveland in exchange of picks.
6. **(C) BRANDON FUSCO** (172), C, Slippery Rock
6. **(D) ROSIE HOGAN** (200), LB, Ohio State. Compensatory Selection.
7. **(A) DAUNDE REED** (215), DE, Arizona.
7. **(B) STEPHEN BURTON** (236), WR, West Texas A&M. Compensatory Selection.

2012 (Drafted 3rd)

1. **NO CHOICE.** Traded to Cleveland in exchange of draft picks.
1. **(B) MATT KAILU** (4), T, USC. Choice from Cleveland for 1A.
1. **(C) HARRISON SMITH** (29), S, Notre Dame. Choice from Baltimore for 2 and 4A.
2. **NO CHOICE.** Traded to Baltimore for 1C.
3. **JOSH ROBINSON** (66), CB, Central Florida
4. **NO CHOICE.** Traded to Baltimore for 1C.
4. **(B) JARIUS WRIGHT** (118), WR, Arkansas. Choice from Cleveland for 1A.
4. **(C) RHETT ELLISON** (128), TE, USC. Compensatory Selection.
4. **(D) GREG CHILDS** (134), WR, Arkansas. Compensatory Selection.
5. **NO CHOICE.** Traded to Detroit for 7C and 4th in '13
5. **(B) ROBERT BLANTON** (139), DB, Notre Dame. Choice from Cleveland for 1A.
6. **(A) NO CHOICE.** Traded to Washington for D. McElabb
6. **(B) BLAIR WALSH** (175), K, Georgia. Choice from Cleveland in the Jayme Mitchell trade.
7. **(A) AUDIE COLE** (210), LB, NC State.
7. **(B) NO CHOICE.** Traded to Tennessee for 7th in '13. Choice from Cleveland for 1A.
7. **(C) TREVOR CUYTON** (219), DL, California. Choice from Detroit for 5A.
7. **(D) NO CHOICE.** Traded to Detroit for 5A and 4th in '13. Choice from New England in the Randy Moss trade.

2013 (Drafted 23rd)

1. **(A) SHARRIF FLOYD** (23), DT, Florida.
1. **(B) XAVIER RHODES** (25), CB, Florida State. Choice from Seattle for Percy Harvin.
1. **(C) CORDARRELLE PATTERSON** (29), WR, Tennessee. Choice from New England for 2, 3, 4a, 7c.
2. **NO CHOICE.** Traded to New England for 1C.
2. **NO CHOICE.** Traded to New England for 1C.
4. **(A) NO CHOICE.** Traded to New England for 1C.
4. **(B) GERALD HODGES** (120), LB, Penn State.
5. **JEFF LOCKE** (155), P, UCLA.
6. **(A) NO CHOICE.** Traded to Tampa Bay for 6B, 7D
6. **(B) JEFF BACA** (196), G, UCLA. Choice from Tampa Bay for 6A.
6. **(C) MICHAEL MAUTI** (213), LB, Penn State.
7. **(B) TRAVIS BOND** (214), G, North Carolina. Choice from Seattle for Percy Harvin.
7. **(C) NO CHOICE.** Traded to New England for 1C.
7. **(D) EVERETT DAWKINS** (229), DT, Florida State.

2014 (Drafted 8th)

1. **(A) NO CHOICE.** Traded to Cleveland for 1B and 5A.
1. **(B) ANTHONY BARR** (9), LB, UCLA. Choice from Cleveland for 1A.
1. **(C) TEDDY BRIDGEWATER** (32), QB, Louisville. Choice from Seattle for 2 and 4c.
2. **NO CHOICE.** Traded to Seattle for 1C.
3. **(A) SCOTT CRICHTON** (2), DE, Oregon State.
3. **(B) JERICK MCKINNON** (96), RB, Georgia Southern. Choice from Seattle for Percy Harvin.
4. **NO CHOICE.** Traded to Seattle for 1C.
5. **(A) DAVID YANKEY** (145), G, Stanford. Choice from Cleveland for 1A.
5. **(B) NO CHOICE.** Traded to Carolina for 5C and 7C.
5. **(C) NO CHOICE.** Traded to Atlanta for 6A and 7A.
6. **(A) ANTOUNE EXUM** (182), S, Virginia Tech. Choice from Atlanta for 5C.

6. (B) KENDALL JAMES (184), CB, Maine.
7. (A) SHAMAR STEPHEN (220), DT, Connecticut. Choice from Atlanta for 5c.
7. (B) BRANDON WATTS (223), CB, Georgia Tech.
7. (C) JABARI PRICE (225), CB, North Carolina. Choice from Carolina for 5b.

2015 (Drafted alternately 11th, 13th, 12th)

1. TRAE WAYNES (11), CB, Michigan State.
2. ERIC KENDRICKS (45), LB, UCLA.
3. (A) NO CHOICE. Traded to Kansas City for 3b and 6c.
3. (B) NO CHOICE. Traded to Detroit for 3c and 5b.
3. (C) DANIELLE HUNTER (88), DE, LSU. Choice from Detroit for 3b.
4. T.J. CLEMMINGS (110), DE, Pittsburgh.
5. (A) NO CHOICE. Traded to Atlanta for 5c and 6a. Choice from Buffalo via Tampa Bay for Matt Cassel.
5. (B) MYCOLE PRUITT (143), TE, Southern Illinois. Choice from Detroit for 3b.
5. (C) STEFON DIGGS (146), WR, Maryland. Choice from Atlanta for 5a.
5. (D) NO CHOICE. Traded to Miami for Mike Wallace and 7b.
6. (A) TYRUS THOMPSON (185), T, Oklahoma. Choice from Atlanta for 5a.
6. (B) NO CHOICE. Traded to Buffalo for 5a and Matt Cassel.
6. (C) B.J. DuBOSE (193), DE, Louisville. Choice from Kansas City for 3a.
7. (A) AUSTIN SHEPHERD (228), T, Alabama.
7. (B) EDMOND ROBINSON (232), LB, Newberry. Choice from Miami for Mike Wallace.



Stephen Weatherly, Vanderbilt

2016 (Drafted 23rd)

1. LAQUON TREADWELL (23), WR, Mississippi.
2. MACKENSIE ALEXANDER (54), CB, Clemson.
3. NO CHOICE. Traded to Miami for 6b, 3rd and 4th (Conditional) in 2017.

4. WILLIE BEAVERS (121), T, Western Michigan.
5. KENTRELL BROTHERS (160), LB, Missouri (160).
6. (A) MORTIZ BOHRINGER (180), WR, No College. Choice from San Francisco for Gerald Hodges.
6. (B) NO CHOICE. Traded to Miami for 6d (196) and 7a (227). Choice from Miami for 3rd.
6. (C) DAVID MORGAN (188), TE, Texas-San Antonio. Choice from Philadelphia for 6d and 7b.
6. (D) NO CHOICE. Traded to Philadelphia for 6c (196). Choice from Miami for 6b.
7. (A) STEPHEN WEATHERLY (227), LB, Vanderbilt. Choice from Miami for 6b.
7. (B) NO CHOICE. Traded to Philadelphia for 6c.
7. (C) JAYRON KEARSE (244), S, Clemson.

2017 (Drafted 14th/15th)

1. NO CHOICE. Traded to Philadelphia for QB Sam Bradford in 2016.
2. (A) DALVIN COOK (41), RB, Florida State. Choice from Cincinnati for 2b and 4c.
2. (B) NO CHOICE. Traded to Cincinnati for 2a.
2. (C) PAT ELFEIN (70), C, Ohio State. Choice from NY Jets for 3b and 5a.
3. (B) NO CHOICE. Traded to NY Jets for 3a.
3. (C) NO CHOICE. Traded to Kansas City for 3d, 4d, and 7e. Choice from Miami for 3rd in 2016.
3. (D) NO CHOICE. Traded to San Francisco for 4a. Choice from Kansas City for 4c.
4. (A) JALEEL JOHNSON (109), DT, Iowa. Choice from San Francisco for 3d.
4. (B) BEN GEDEON (120), LB, Michigan.
4. (C) NO CHOICE. Traded to Cincinnati for 2a.
4. (D) NO CHOICE. Traded to Philadelphia for 4e and 7c. Choice from Kansas City for 3c.
4. (E) NO CHOICE. Traded to Kansas City for 5b and 5c. Choice from Philadelphia for 4c.
5. (A) NO CHOICE. Traded to NY Jets for 3a.
5. (B) RODNEY ADAMS (170), WR, South Florida. Choice from Kansas City for 4e.
5. (C) DANNY ISIDORA (180), G, Miami. Choice from Kansas City for 4e.
6. (A) NO CHOICE. Traded to Washington for 6b and 7a.
6. (B) BUCKY HODGES (201), TE, Virginia Tech. Choice from Washington for 6a.
7. (A) STACY COLEY (219), WR, Miami. Choice from San Francisco for 4d.
7. (B) IFEADI ODENIGBO (220), DE, Northwestern. Choice from Washington for 6a.
7. (C) NO CHOICE. Traded to Washington for 6b and 7b. Choice from Philadelphia for 4d.
7. (D) EUJAH LEE (232), LB, Kansas State.
7. (E) JACK TOCHO (245), CB, North Carolina State. Choice from Kansas City for 3c.

2018 (Drafted 30th)


1. MIKE HUGHES (30), CB, UCF.
2. BRIAN O'NEILL (62), T, Pittsburgh.
3. NO CHOICE. Traded to Tampa Bay for 4a.
4. JALYN HOLMES (102), DE, Ohio State. Choice from Tampa Bay for 3.
5. (A) TYLER CONLIN (157), TE, Central Michigan. Choice from NY Jets for 6a.

5. (B) DANIEL CARLSON (167), K, Auburn. Choice from NY Jets.
6. (A) NO CHOICE. Traded to NY Jets.
6. (B) COLBY GOSSETT (213), G, Appalachian State.
6. (C) ADE ARUNA (218), DE, Tulane.
7. (A) DEVANTE DOWNS (225), LB, California. Choice from NY Jets.
7. (B) NO CHOICE. Traded to Seattle.

2019 (Drafted 18th)

1. GARRETT BRADBURY (18), C, North Carolina St.
2. (A) IRV SMITH, JR. (50), TE, Alabama.
3. (A) NO CHOICE. Traded to Detroit for 3b.
3. (B) ALEXANDER MATTISON (102), RB, Boise State. Choice from Baltimore.
4. (A) DRU SAMIA (1014), G, Oklahoma. Choice from Seattle.
4. (B) NO CHOICE.
4. (C) NO CHOICE. Traded to Seattle for 4a and 6d.
5. (A) NO CHOICE. Traded to Denver.
5. (B) CAMERON SMITH (162), LB, USC. Choice from New England.
6. (A) ARMON WATTS (190), DT, Arkansas.
6. (B) MARCUS EPPS (191), DB, Wyoming. Choice from Baltimore.
6. (C) OLISAEMEKA UDOH (193), T, Elon. Choice from Baltimore.
7. (A) KRIS BOYD (217), CB, Texas. Choice from NY Jets.
7. (B) NO CHOICE. Traded to NY Giants.
7. (C) DILLON MITCHELL (239), WR, Oregon. Choice from New England.
7. (D) OLABISI JOHNSON (247), WR, Colorado St.
7. (E) AUSTIN CUTTING (250), L.S., Air Force.

BOLD denotes players who made the Vikings active roster at some point in their career.



The NFL Draft has changed tremendously over the years. Pictured, Bud Grant works through the 1973 Draft that produced Rookie of the Year RB Chuck Foreman out of Miami with the #12 overall selection.



PRO FOOTBALL HALL OF FAME ENSHINEES

KICKOFF

EXECUTIVES

COACHES

STAFF

PLAYERS

ROOKIES

2018 SEASON

RECORDS

PLAYOFF RECORDS

HISTORY

EXTRA POINTS



RANDY MOSS

Wide Receiver...6' 4" 198 lbs...Marshall...14 seasons: Minnesota Vikings (1998-04, '10), Oakland Raiders (2005-06), New England Patriots (2007-10), Tennessee Titans (2010), San Francisco 49ers (2012)...Played in 213 career games with 193 starts, 113 and 108 of those with the Vikings...Ranks 2nd in NFL history with 156 TD catches, 4th with 15,292 yards receiving and 15th with 982 catches...Holds NFL record with 23 TD catches in 2007...Went to 6 Pro Bowls (1998, '99, '00, '02, '03) and earned 4 All-Pro honors (1998, '00, '03, '07)...Named to the NFL's Team of the Decade for the 2000s...NFL AP Offensive Rookie of the Year in 1998 and set NFL record for TD catches by a rookie with 17...Ranks 2nd in NFL history with 10 career 1,000-yard seasons and 3rd with 64 career 100-yard games...Threw 2 career TD passes, scored a punt return TD and had 4 career 2-pt. conversions...Drafted in 1998, #21 overall, by Vikings...Inducted into Pro Football Hall of Fame on August 4, 2018...Born February 13, 1977 in Rand, WV...Presented by Thaddeus Moss...Other induction class members: Bobby Beathard, Robert Brazile, Brian Dawkins, Jerry Kramer, Ray Lewis, Terrell Owens, Brian Urlacher.



MICK TINGELHOFF

Center...6' 2" 237 lbs...Nebraska...17 seasons: Minnesota Vikings (1962-1978)...Played in and started 240 consecutive games, never missing a start in his 17 seasons...Named All-Pro 7 consecutive years...Played in 6 straight Pro Bowls...Named to the 1,000-Yard Club in 1969, honoring the NFL's top blocker...Started at center in four Super Bowls (IV, VIII, IX, XI)...Signed with the Vikings as a rookie free agent in 1962, taking over starting duties at C in the 2nd preseason game and never relinquishing them until his retirement following the 1978 season...Born May 22, 1940 in Lexington, NE...Inducted into the Vikings Ring of Honor November 25, 2001...Inducted into the Pro Football Hall of Fame on August 8, 2015...Presented by Fran Tarkenton...Other induction class members: Jerome Bettis, Tim Brown, Charles Haley, Bill Polian, Junior Seau, Will Shields and Ron Wolf.



CRIS CARTER

Wide Receiver...6' 3" 210 lbs...Ohio State...16 seasons: Philadelphia Eagles (1987-89), Minnesota Vikings (1990-2001), Miami Dolphins (2002)...Played 234 career games, including 188 games and 177 starts as a Viking...At the time of his retirement in 2002, he ranked 2nd in NFL history with 1,101 receptions and 130 TDs...Ended career with 13,899 yards...Went to 8 consecutive Pro Bowls, 1993-2000...Named to All-Decade team for 1990s...Played on only 2 teams with losing records in his 16 NFL seasons...Holds Vikings records with 1,004 receptions, 110 TD catches and 12,383 yards...Named NFL's Walter Payton Man of the Year in 1999 and Byron Whizzer White Award winner from the NFLPA...Named to 50 Greatest Vikings team in 2010...Inducted into Vikings Ring of Honor on September 14, 2003...Acquired by Vikings off waivers from Philadelphia in 1990...Born November 25, 1965 in Troy, OH...Inducted to Pro Football Hall of Fame August 3, 2013...Presented by his son, Duron Carter...Other induction class members: Larry Allen, Curly Culp, Jonathan Ogden, Bill Parcells, Dave Robinson, Warren Sapp.



CHRIS DOLEMAN

Defensive End...6' 5" 262 lbs...Pittsburgh...15 seasons: Minnesota Vikings (1985-93, '99), Atlanta Falcons (1994-95), San Francisco (1996-98)...Selected to 8 career Pro Bowls, 6 with Minnesota (1987-90, '92-93) and 1 each with Atlanta ('95) and San Francisco ('97)...Named 1st or 2nd-Team All-Pro 5 times...Named to NFL Team of the Decade for the 1990s...Ranks 4th in NFL history with 150.5 career sacks...Played on 4 defensive units that ranked #1 in the NFL-Minnesota (1988, '89, '93) and San Francisco ('97)...Started all 17 career playoff games he played...Led NFL in 1989 with 21.0 sacks, which ranks 2nd in Vikings history...Selected with #4 overall choice in 1985 NFL Draft...Suffered only 3 losing seasons in his 15-year career...Inducted into Vikings Ring of Honor in 2011...Inducted into the Pro Football Hall of Fame on August 4, 2012...Presented by his son, Evan Dooleman...Other induction class members: Jack Butler, Demontii Dawson, Cortez Kennedy, Curtis Martin and Willie Rafe.



JOHN RANDLE

Defensive Tackle...6' 1" 283 lbs...Texas A&M...14 seasons: Minnesota Vikings (1990-2000), Seattle Seahawks (2001-03)...Started 6-straight Pro Bowls for the NFC (1993-98) and went to the Pro Bowl with the Seahawks in 2001...Named to All-Decade team for 1990s...Led or tied for the team lead 9 times in his 11 Vikings seasons and had 10+ sacks in 8 straight seasons from 1993-2000...Started 150 of the 176 games he played for the Vikings...Leads all DTs in NFL history with 137.5 career sacks...His 114.0 sacks ranks 3rd in Vikings history and most by DT...Signed with Vikings as an undrafted rookie free agent in 1990...Inducted into College Football Hall of Fame for his Texas A&M career...Born December 12, 1967, in Hearn, TX...Inducted into the Vikings Ring of Honor on November 30, 2008...Inducted into the Pro Football Hall of Fame on August 7, 2010...Presented by John Teerlink...Other induction class members: Russ Grimm, Rickey Jackson, Dick LeBeau, Floyd Little, Jerry Rice and Emmitt Smith.



RANDALL MCDANIEL

Guard...6' 3" 287 lbs...Arizona State...14 seasons: Minnesota Vikings (1988-99), Tampa Bay Buccaneers (2000-01)...Started 12 consecutive Pro Bowls (1989-2000), setting an NFL record...Started 202 consecutive games in his career...Blocked for five 1,000-yard rushers in his career and four 3,000-yard passers...Earned spot on Pro Football Hall of Fame's Team of the Decade for the 1990s...His 190 games played as a Viking is tied for 7th in team history with offensive tackle Grady Alderman...Selected with the 19th overall pick in the 1988 NFL Draft...Born December 19, 1964, in Phoenix, AZ...Inducted into the Vikings Ring of Honor on December 17, 2006...Inducted August 8, 2009...Presented by O.K. Fulton...Other induction class members: Bob Hayes, Bruce Smith, Derrick Thomas, Ralph Wilson Jr. and Rod Woodson.



GARY ZIMMERMAN

Tackle...6' 6" 294 lbs....Oregon...14 seasons: LA Express (1984-85), Minnesota Vikings (1986-92), Denver Broncos (1993-97)...Played and started 108 games for the Vikings...Played in 184 career NFL games...Named All-Pro 8 times, including 3 with Minnesota in 1988, '89 and '92...Selected to 7 Pro Bowls, including 1987-89, '92 with the Vikings...Originally selected in the 1st round of the 1984 Supplemental Draft by NY Giants and in 1984 USFL Draft by LA Express where he spent 1984 and '85 seasons...Vikings acquired his rights via trade with NY Giants in 1986...Helped Vikings to 1987 NFC Championship game...Traded to Denver in 1993 preseason...Won Super Bowl XXXII with Denver...Named to NFL All-Decade teams for 1980s and 1990s...Born December 13, 1961, in Fullerton, CA...Inducted August 2, 2008...Presented by Pat Bowlen...Other induction class members: Fred Dean, Darrell Green, Art Monk, Emmitt Thomas, Andre Tippett.



CARL ELLER

Defensive End...6' 5" 250 lbs....Minnesota...16 seasons: Minnesota Vikings (1964-1978), Seattle Seahawks (1979)...Played in 209 and started 201 games as a Viking, joining Jim Marshall and Mick Tingelhoff as the only players in team history to start 200+ games...Played in 225 career NFL games...Named All-Pro 5 times, including 4 straight from 1968-71...Played in 6 Pro Bowls, 1968-71, 73-74...Started at left defensive end in four Super Bowls (IV, VIII, IX, XI)...Vikings won the NFC Central in 10 of his final 11 seasons with the team...Vikings career record holder with 130.0 sacks...Had 1+ sacks in team-record 94 career games and is the only Viking to post 15+ sacks in a season multiple times...Selected with the 6th overall pick in the NFL Draft in 1964...Born January 25, 1942, in Winston-Salem, NC...Inducted August 8, 2004...Presented by Regis Eller...Other induction class members: Bob Brown, John Elway, Barry Sanders.



RON YARY

Tackle...6' 5" 255 lbs....Southern California...15 seasons: Minnesota Vikings (1968-1981), Los Angeles Rams (1982)...Drafted by Minnesota with the 1st overall pick in 1968...Took over the Vikings right tackle spot midway through the 1969 season and was a fixture there for the rest of his career...Was named All-Pro 6 consecutive times...Was All-NFC 8 straight seasons...Played in 7 Pro Bowls...Started at right tackle in Super Bowls IV, VII, IX, XI...Missed only 2 games in his career with injuries due to a broken ankle in 1980 but came back to play with the injury for the rest of the season...His blend of size, speed and strength was unique at the time and ushered in a new era of offensive line play...Born July 16, 1946, in Chicago, IL...Inducted into the Hall of Fame August 4, 2001...Presented by John Michels...Other induction class members: Nick Buoniconti, Marv Levy, Mike Munchak, Jackie Slater, Lynn Swann, Jack Youngblood.



PAUL KRAUSE

Safety...6' 3" 200 lbs....Iowa...16 seasons: Washington Redskins (1964-1967) and Minnesota Vikings (1968-1979)...Second-round pick by Washington Redskins, 1964...Led NFL in interceptions with 12 as a rookie and was named 1st-team All Pro...In his 1st season as a Viking he intercepted passes in 6 consecutive games...Still the all-time NFL leader in interceptions with 81...Also ranks 3rd all-time with 1,185 career yards on interception returns...His 10 interceptions in 1975 remains a club record...Played in 8 Pro Bowls...Started at safety in 4 Super Bowls (IV, VIII, IX, XI)...Voted All-NFL 4 times and All-NFC 5 times...Born February 19, 1942, in Flint, MI...Inducted into the Pro Football Hall of Fame August 1, 1998...Presented by Jerry Burns...Other induction class members: Tommy McDonald, Anthony Munoz, Mike Singletary, Dwight Stephenson.



JIM FINKS

Administrator...Tulsa...22 seasons: Minnesota Vikings (1964-1973), Chicago Bears (1974-1982), New Orleans Saints (1986-1993)...Served as Vikings general manager and vice president...Hired Bud Grant in 1967 from the CFL...Finks helped the Vikings win 5 NFC Central Division crowns...Vikings appeared in Super Bowls IV and VIII under Finks' guidance...Developed Vikings, Bears and Saints, all teams with losing records, into winners...1973 NFL Executive of the Year...Long-time member of the NFL competition committee...Played DB/QB for the Pittsburgh Steelers (1949-1955)...Born August 31, 1927, in St. Louis, MO...Died May 8, 1994...Inducted posthumously into the Hall of Fame July 29, 1995...Represented by his son, Jim Finks, Jr...Presented by Edward W. McCaskey...Other induction class members: Henry Jordan, Steve Largent, Lee Roy Selmon, Kellen Winslow.



BUD GRANT

Head Coach...Minnesota...18 seasons: Minnesota Vikings (1967-1983, 1985)...NFL regular season coaching record 158-96-5...Had 10-12 mark in postseason play...Led Vikings to 11 NFC/NFL divisional championships, claiming titles in 1968-71, 1973-78, 1980...Led team to 1969 NFL title...National Football Conference Champions 1973, 1974, 1976...His Vikings teams played in Super Bowls IV, VIII, IX, XI...First person to be elected to both the Pro Football Hall of Fame and the Canadian Football League Hall of Fame (May 13, 1983)...In 28 seasons as a head coach, won a total of 290 football games...1969 NFL Coach of the Year...Came to the Vikings after a 10-year tenure (102-56-2) with the Winnipeg Blue Bombers in the Canadian Football League...Led Blue Bombers to 6 Western Conference championships...Grant brought the Bombers to 6 Grey Cups, winning the CFL Championship 4 times 1958, 1959, 1961 and 1962...Played 6 years of professional football, 2 with Philadelphia Eagles (1951-52) and 4 with the Winnipeg Blue Bombers (1953-1956)...Holds pro football record for most interceptions in a game with 5 vs. Saskatchewan (10/28/53)...Played 2 seasons with the NBA's Minneapolis Lakers (1949-1951) and won the 1949-50 NBA Championship with a 51-17 record...At an unveiling ceremony on December 1, 2014, the Vikings and the city of Minneapolis honored former Grant with a street named in his honor outside of U.S. Bank Stadium...Born May 20, 1927, in Superior, WI...Inducted into the Pro Football Hall of Fame July 30, 1994...Presented by Sid Hartman...Other induction class members: Tony Dorsett, Jimmy Johnson, Leroy Kelly, Jackie Smith, Randy White.



ALAN PAGE
Defensive Tackle...6' 4" 225 lbs...Notre Dame... 15 seasons: Minnesota Vikings (1967-1978), Chicago Bears (1978-1981)...Consensus All-America, 1966...First-round pick, 1967...Played in 236 straight games, including 4 Super Bowls (IV, VIII, IX, XI)...Named NFL Most Valuable Player 1971...Four-time NFC Defensive Player of the Year...All NFL/NFC 9 years...Played in 9 Pro Bowls...Career marks: 23 opponent fumble recoveries...Blocked 28 kicks...Recorded 148.5 sacks...Retired justice on the Minnesota Supreme Court...Remains active in the Twin Cities community through the Page Education Foundation...Born August 7, 1945, in Canton, OH...Inducted into the Hall of Fame July 30, 1988... Presented by Minneapolis public schools principal Willarene Beasley...Other HOF induction class members: Fred Biletnikoff, Mike Ditka, Jack Ham.



FRAN TARKENTON
Quarterback...6' 0" 185 lbs...Georgia...18 seasons: Minnesota Vikings (1961-66, 1972-78) New York Giants (1967-1971)...Third-round pick, 1961...An instant star with 4 TD passes coming off the bench to beat the Bears 37-13 in the 1st game in franchise history vs. Chicago (9/17/61)...Dealt to New York Giants in 1967 and back to the Vikings in 1972 in stunning trades...At retirement, led lifetime NFL passers in attempts (6,467), completions (3,686), passing yards (47,003), TD passes (342)...1975 NFL Most Valuable Player...Rushed for 3,674 yards, 32 touchdowns...Led Vikings to 3 Super Bowls (VIII, IX, XI)...A 4-time All-NFL selection...Played in 9 Pro Bowls...Born February 3, 1940, in Richmond, VA...Inducted into Hall of Fame August 2, 1986...Presented by Max Winter...Other induction class members: Paul Hornung, Ken Houston, Willie Lanier, Doak Walker.

OTHERS WHO PLAYED OR COACHED FOR THE VIKINGS IN THE PRO FOOTBALL HALL OF FAME	
Player, Position, w/Vikings	Inducted HOF
Hugh McElhenny, Halfback, 1961-62	1970
Norm Van Brocklin, Head Coach, 1961-66	1971
Jim Langer, Center, 1980-81	1987
Dave Casper, Tight End, 1983	2002
Jan Stenerud, Kicker, 1984-85	1991
Tony Dungy, Defensive Coordinator, 1992-95	2016
Warren Moon, Quarterback, 1994-96	2006
Emmitt Thomas, Defensive Coordinator, 2000-2001.....	2008
Morten Andersen, Kicker, 2004	2017
Brett Favre, Quarterback, 2009-10	2016
Mike Singletary, LB Coach, Special Assistant to the Head Coach, 2011-13	1998



WARREN MOON



HUGH McELHENNY



JAN STENERUD



TONY DUNGY



NORM VAN BROCKLIN



BRETT FAVRE

MINNESOTA VIKINGS RING OF HONOR

The Ring of Honor recognizes Vikings legends for their contributions to the success of the team on and off the field. Members of the Ring of Honor forever live in Vikings lore.



FRAN TARKENTON

Quarterback...6' 0" 185 lbs...Georgia...18 seasons: Minnesota Vikings (1961-66, 1972-78) New York Giants (1967-1971)...Third-round pick, 1961...An instant star with 4 TD passes coming off the bench to beat the Bears 37-13 in the 1st game in franchise history vs. Chicago (9/17/61)...Dealt to New York Giants in 1967 and back to the Vikings in 1972 in stunning trades...At retirement, led lifetime NFL passers in attempts (6,467), completions (3,686), passing yards (47,003), TD passes (342)...1975 NFL Most Valuable Player...Rushed for 3,674 yards, 32 touchdowns...Led Vikings to 3 Super Bowls (VIII, IX, XI)...A 4-time All-NFL selection...Played in 9 Pro Bowls...Member of 50 Greatest Vikings team named in 2010...Born February 3, 1940, in Richmond, VA...Inducted into the Vikings Ring of Honor on September 9, 1998.



ALAN PAGE

Defensive Tackle...6' 4" 225 lbs...Notre Dame...15 seasons: Minnesota Vikings (1967-1978), Chicago Bears (1978-1981)...First-round pick, 1967, 15th player selected...Played in 236 straight games, including 4 Super Bowls (IV, VIII, IX, XI)...Named NFL Most Valuable Player by Associated Press in 1971, the 1st defensive player to ever win the award...A 4-time NFC Defensive Player of the Year...All NFL/NFC 9 years...Played in nine Pro Bowls...Career marks: 23 opponent fumble recoveries...Blocked 28 kicks...Recorded 148.5 sacks...Leads all Vikings defensive linemen with 1,120 career tackles...Member of 50 Greatest Vikings team named in 2010...Retired in 2013 from the Minnesota Supreme Court...Active in the Twin Cities community through the Page Education Foundation...Born August 7, 1945, in Canton, OH...Inducted into the Vikings Ring of Honor on September 20, 1998.



JIM FINKS

Administrator...Tulsa...22 seasons: Minnesota Vikings (1964-1973), Chicago Bears (1974-1982), New Orleans Saints (1986-1993)...Served as Vikings general manager and vice-president...Hired Bud Grant in 1967 from the CFL...Finks helped the Vikings win 5 NFC Central Division crowns...Vikings appeared in Super Bowls IV and VIII under Finks guidance...Developed Vikings, Bears and Saints, all teams with losing records, into winners...1973 NFL Executive of the Year...Long time member of the NFL competition committee...Played DB/QB for the Pittsburgh Steelers (1949-1955)...Born August 31, 1927, in St. Louis, MO...Died May 8, 1994...inducted Vikings Ring of Honor on October 18, 1998.



BUD GRANT

Head Coach...Minnesota...18 seasons: Minnesota Vikings (1967-1983, 1985)...NFL regular season coaching record 158-96-5...Had 10-12 mark in post-season play...Led Vikings to 11 divisional championships in 1968-71, 1973-78, 1980...Led team to 1969 NFL Title...National Football Conference Champions 1973, 1974, 1976...His Vikings teams played in Super Bowls IV, VIII, IX, XI...First person to be elected to both the Pro Football Hall of Fame and the Canadian Football League Hall of Fame (May 13, 1983)...In 28 seasons as a head coach, won a total of 290 football games...1969 NFL Coach of the Year...Came to the Vikings after 10-year tenure (102-56-2) with the Winnipeg Blue Bombers of the CFL...At an unveiling ceremony on December 1, 2014, the Vikings and the city of Minneapolis honored him by naming a street Bud Grant Way near U.S. Bank Stadium...Member of 50 Greatest Vikings team named in 2010...Played 2 seasons for NBA's Minneapolis Lakers...Born May 20, 1927, in Superior, WI...Inducted into the Vikings Ring of Honor on November 8, 1998.



PAUL KRAUSE

Safety...6' 3" 200 lbs...Iowa...16 seasons: Washington Redskins (1964-1967) and Minnesota Vikings (1968-1979)...Second-round pick Redskins, 1964...Led NFL in interceptions with 12 as a rookie and was named 1st-team All-Pro...In his 1st season as a Viking he intercepted passes in 6 consecutive games...Still the all-time career NFL leader in interceptions with 81...Also ranks 3rd all-time with 1,185 career yards on interception returns...His 10 interceptions in 1975 remains a club record...Played in 8 Pro Bowls...Started at safety in 4 Super Bowls (IV, VIII, IX, XI)...Voted All-NFL 4 times and All-NFC 5 times...Member of 50 Greatest Vikings team named in 2010...Born February 19, 1942, in Flint, MI...Inducted into the Vikings Ring of Honor on November 15, 1998.



FRED ZAMBERLETTI

Athletic Trainer...Iowa...43 seasons: Minnesota Vikings (1961-2003)...The first athletic trainer the Vikings had and continued working with the team as a consultant and team historian until his passing in 2018...Had never missed a Vikings pre-season, regular season, post-season or all-star game until 12/24/11 at Washington, 1,049 consecutive games...Attended his 1,000th Vikings game at Pittsburgh (10/25/09)...Did not miss a day of work in 43 seasons as the trainer with the team...Has won numerous awards in his field, including being named the Professional Athletic Trainer of the Year in 1986 and in 1996 the Vikings staff was honored as the NFL Athletic Training Staff of the Year...Athletic Training Room at TCO Performance Center named in his honor...Born May 28, 1932 in Melcher, IA...Died September 2, 2018...Inducted into the Vikings Ring of Honor on December 20, 1998.

**JIM MARSHALL**

Defensive End...6' 4" 248 lbs...Ohio State...20 seasons: Cleveland Browns (1960) and Minnesota Vikings (1961-1979)...Held NFL record for many years until broken by Brett Favre with 282 consecutive games played and started, 270 of those coming with the Vikings...Ranks 2nd in Vikings history with 127 sacks...Played in 2 Pro Bowls, following the 1968 and '69 seasons...Led or tied for team lead in sacks in each of the Vikings first 6 seasons (1961-66)...Holds NFL and Vikings record with 29 career fumble recoveries...Ranks 8th in Vikings history with 988 career tackles, ranking behind only Alan Page among defensive linemen...Joined fellow Carl Eller, Gary Larsen and Page to form the vaunted Purple People Eaters, one of the top defensive units of their era...Started at DE in 4 Super Bowls (IV, VIII, IX, XI)...Originally a 4th-round draft pick by Cleveland in 1960...Played for Saskatchewan of CFL in 1959...Member of 50 Greatest Vikings team named in 2010...Born December 30, 1937 in Danville, KY...Inducted into the Vikings Ring of Honor on November 28, 1999.

**RON YARY**

Tackle...6' 5" 255 lbs...Southern California...15 seasons: Minnesota Vikings (1968-1981), Los Angeles Rams (1982)...Drafted by Minnesota with the 1st overall pick in 1968...The first OL to be drafted #1 overall in League history...Took over the Vikings RT spot midway through the 1969 season and was a fixture there for the rest of his career...Was named All-Pro 6 consecutive times...Was All-NFC 8 straight seasons...Played in 7 Pro Bowls...Started in Super Bowls IV, VII, IX, XI...Missed only 2 games in his career with injuries due to a broken ankle in 1980...His blend of size, speed and strength was unique when he entered the League and ushered in a new era of offensive line play...Inducted to Pro Football Hall of Fame in 2001...Member of 50 Greatest Vikings team named in 2010...Born July 16, 1946, in Chicago, IL...Inducted into the Vikings Ring of Honor September 9, 2001.

**KOREY STRINGER**

Tackle...6' 5" 335 lbs...Ohio State...6 seasons: Minnesota Vikings (1995-2000)...Drafted by Minnesota with the 24th pick of the 1995 Draft...Took over the Vikings RT spot in the 2nd game of his rookie year and never relinquished the spot...Started 91 of the 93 games he played in the NFL and all 9 playoff games...Selected to the Pro Bowl following the 2000 season...Named a 2nd-Team All-Pro by College and Pro Football Newsweekly following the 1998 season...Named to the All-Rookie team by College and Pro Football Newsweekly and Football News after starting 15 of 16 games as a rookie...Born May 8, 1974, in Warren, OH...Died August 1, 2001...Inducted into the Vikings Ring of Honor November 19, 2001.

**MICK TINGELHOFF**

Center...6' 2" 237 lbs...Nebraska...17 seasons: Minnesota Vikings (1962-1978)...Played in and started 240 consecutive games, never missing a start in his 17 seasons...Named All-Pro 7 consecutive years...Played in 6 straight Pro Bowls...Named to the 1,000-Yard Club in 1969, honoring the NFL's top blocker...Started at center in four Super Bowls (IV, VIII, IX, XI)...Signed with the Vikings as a rookie free agent in 1962, taking over starting duties at C in the 2nd preseason game and never relinquishing them until his retirement following the 1978 season...Inducted into the Pro Football Hall of Fame on August 8, 2015...Member of 50 Greatest Vikings team named in 2010...Born May 22, 1940 in Lexington, NE...Inducted into the Vikings Ring of Honor November 25, 2001.

**CARL ELLER**

Defensive End...6' 5" 250 lbs...Minnesota...16 seasons: Minnesota Vikings (1964-1978), Seattle Seahawks (1979)...Played in 209 and started 201 games as a Viking, joining Jim Marshall and Mick Tingelhoff as the only players in team history to start 200+ games...Played in 225 career NFL games...Named All-Pro 5 times, including 4 straight from 1968-71...Played in 6 Pro Bowls, 1968-71, 73-74...Started at LDE in four Super Bowls (IV, VIII, IX, XI)...Vikings won the NFC Central in 10 of his final 11 seasons with the team...Vikings career record holder with 130.0 sacks...Had 1+ sack in Vikings-record 94 career games is the only Viking to post 15+ sacks in a season multiple times...Selected with the 6th overall pick in the NFL Draft in 1964...Inducted to Pro Football Hall of Fame in 2004...Member of 50 Greatest Vikings team named in 2010...Born January 25, 1942 in Winston-Salem, NC...Inducted into the Vikings Ring of Honor November 10, 2002.

**CRIS CARTER**

Wide Receiver...6' 3" 210 lbs...Ohio State...16 seasons: Philadelphia Eagles (1987-1989), Minnesota Vikings (1990-01), Miami Dolphins (2002)...Played in 188 and started 177 games as a Viking, a record among Vikings WRs...Played in 234 career NFL games...Named All-Pro 4 times...Played in 8 straight Pro Bowls, 1993-00...Caught a pass in Vikings-record 111 straight games...Holds Vikings records for catches (1,004), receiving TDs (110) and receiving yards (12,383)...Ranks 2nd in Vikings history with 40 career 100-yard receiving games...Named to NFL's Team of the Decade for the 1990s...Recipient of the Byron "Whizzer" White Award by the NFLPA and the NFL Walter Payton Man of the Year Award in 1999...Claimed by Vikings off waivers from Philadelphia in 1990...Inducted to Pro Football Hall of Fame in 2013...Member of 50 Greatest Vikings team named in 2010...Selected by Philadelphia in 4th round of 1987 supplemental draft...Born November 25, 1965 in Troy, OH...Inducted into the Vikings Ring of Honor September 14, 2003.

**BILL BROWN**

Running Back...5' 11" 230 lbs...Illinois...14 seasons: Chicago Bears (1961), Minnesota Vikings (1962-74)...Ranks 2nd in Vikings history in rushing attempts with 1,627...Tied with Chuck Foreman for 2nd in team history with 52 career rushing TDs...Ranks 4th in Vikings history with 5,757 career rushing yards...Ranks 4th in team history for career combined net yards with 9,237...Selected to 4 Pro Bowls, 1964, '65, '67, '68...Played in Super Bowl IV, VIII and IX...Final game of career was Super Bowl IX vs. Pittsburgh...Led Vikings in rushing 4 times, 1964-66, '68...Led team in receiving in 1964...Played in 180 career games with 111 games started as a Viking, most by a RB in team history...Drafted in 2nd-round by Chicago in 1961...Obtained by Vikings via trade in 1962...Son-in-law is former NFL MVP Rich Gannon...During playing career, spent a 6-week tour visiting troops in Vietnam...Member of 50 Greatest Vikings team named in 2010...Born June 29, 1938 in Mendota, IL...Died November 4, 2018...Inducted into the Vikings Ring of Honor September 26, 2004.



JERRY BURNS

Head Coach/Offensive Coordinator...Michigan...24 seasons: Minnesota Vikings (1968-85 Offensive Coordinator, 1986-91 Head Coach)...NFL regular season coaching record 52-43...Had 3-3 mark in postseason play...Served as Vikings' Offensive Coordinator for 18 seasons (1968-85)...Led Vikings to NFC Championship in 1987, earning upset wins over New Orleans and San Francisco along the way...First coach in Vikings history to have a winning record in his 1st season (9-7 in '86)...As offensive coordinator, helped Vikings to 4 Super Bowl appearances and 11 Central Division titles...Was part of 15 playoff teams during his 24 seasons with Minnesota...Coached in Super Bowl I and II with the Green Bay Packers as their defensive backs coach (1966-67)...Head coach at University of Iowa from 1961-65...Played QB for Michigan on the 1950 Rose Bowl team...Born January 27, 1927, in Detroit, MI...Inducted into the Vikings Ring of Honor on November 6, 2005.



RANDALL MCDANIEL

Guard...6' 3" 287 lbs...Arizona State...14 seasons: Minnesota Vikings (1988-99), Tampa Bay Buccaneers (2000-01)...Started 12 consecutive Pro Bowls (1989-2000), setting an NFL record...Started 202 consecutive games in his career...Blocked for five 1,000-yard rushers in his career and four 3,000-yard passers...Earned spot on Pro Football Hall of Fame's Team of the Decade for the 1990s...His 190 games played as a Viking is tied for 7th in team history with offensive tackle Grady Alderman...Inducted to Pro Football Hall of Fame in 2009...Selected with the 19th overall pick in the 1988 NFL Draft Member of 50 Greatest Vikings team named in 2010...Born December 19, 1964, in Phoenix, AZ...Inducted into the Vikings Ring of Honor on December 17, 2006.



CHUCK FOREMAN

Running Back...6' 2" 210 lbs...Miami (Fla.)...8 seasons: Minnesota Vikings (1973-79), New England Patriots (1980)...Named to 5 straight Pro Bowls (1973-77)...Team's 3rd-leading all-time rusher with 5,879 yards and tied for 2nd in team history with 52 rushing TDs...Named NFC Rookie of the Year in 1973...Integral part in the Vikings' appearance in 3 Super Bowls...Posted 17 career 100-yard games...Selected with the 12th overall pick in the 1973 NFL Draft...Member of 50 Greatest Vikings team named in 2010...Born October 26, 1950, in Frederick, MD...Inducted into the Vikings Ring of Honor on September 30, 2007.



JOHN RANDLE

Defensive Tackle...6' 1" 283 lbs...Texas A&I...14 seasons: Minnesota Vikings (1990-2000), Seattle Seahawks (2001-03)...Inducted into the Pro Football Hall of Fame on August 7, 2010...Started 6-straight Pro Bowls for the NFC (1993-98) and went to the Pro Bowl with the Seahawks in 2001...Named to NFL Team of the Decade for the 1990s...Led or tied for the team lead 9 times in his 11 Vikings seasons and had 10+ sacks in 8 straight seasons from 1993-2000...Started 150 of the 176 games he played for the Vikings...His 114.0 sacks ranks 3rd in Vikings history and most by DT...Signed as an undrafted free agent in 1990...Inducted into College Football Hall of Fame for his Texas A&I career...Member of 50 Greatest Vikings team named in 2010...Born December 12, 1967, in Hearne, TX...Inducted into the Vikings Ring of Honor on November 30, 2008.



SCOTT STUDWELL

Linebacker...6' 2" 230 lbs...Illinois...40 seasons: Minnesota Vikings player (1977-1990), staff/personnel (1991-2016)...Spent the last 20+ seasons as a member of the Vikings scouting department, serving as the Director of College Scouting since 2002...Member of the Vikings' 25th and 40th Anniversary All-Time Teams and 50 Greatest Vikings team named in 2010...Holds team records for career tackles (1,981), season tackles (230 in 1981) and tackles in a game (24 vs. Detroit in 1985)...Has 2nd-most tackles with one organization in NFL history (Ray Lewis)...Participated in 202 games and 12 playoff games...Pro Bowler in 1987 and '88...Ed Block Courage Award winner in 1987...Drafted in the 9th round from Illinois in 1977...Named to Illinois' All-Century Team in 1990...Born August 27, 1954, in Evansville, IN...Inducted into the Vikings Ring of Honor on November 29, 2009.



CHRIS DOLEMAN

Defensive End...6' 5" 262 lbs...Illinois...15 seasons: Minnesota Vikings (1985-93, '99), Atlanta Falcons (1994-95), San Francisco 49ers (1996-98)...Ranks 4th in NFL history with 150.5 career sacks...Selected to 8 Pro Bowls, 6 with the Vikings (1987-90, '92-93) and 1 each with Atlanta and San Francisco...Named to NFL's Team of the Decade for 1990s...Led NFL with 21.0 sacks in 1989, tied for the 4th-most in NFL history in a single season and 2nd in Vikings history...Originally selected with #4 overall pick in 1985 Draft by Vikings...Played and started 17 career playoff games...Member of 50 Greatest Vikings team named in 2010...Born October 16, 1961, in Indianapolis, IN...Inducted into the Vikings Ring of Honor on November 14, 2011.



MATT BLAIR

Linebacker...6' 5" 232 lbs...Iowa State...12 seasons: Minnesota Vikings (1974-85)...Played in 160 career games (130 starts) for the Vikings and still ranks 2nd in team history with 1,452 career tackles...Was a part of Vikings playoff teams in six of his opening seven seasons with the team and played on the Vikings Super Bowl IX and XI teams...Named to 6 straight Pro Bowls from 1977-82 and was selected All-Pro in 1982...Holds the Vikings record with 20 blocked kicks, notching 2 blocks in a single game 3 times...His 23.0 sacks and 16 INTs also rank as the most by a Vikings LB...Only Scott Stidwell and Roy Winston played more games as at LB...Originally a 2nd round draft pick (#51) in 1974...Member of 50 Greatest Vikings team named in 2010...Born September 20, 1950 in Hilo, Hawaii...Inducted into the Vikings Ring of Honor on October 25, 2012.



JOEY BROWNER

Safety...6' 2" 221 lbs...Southern California...10 seasons: Minnesota Vikings (1983-91), Tampa Bay Buccaneers (1992)...Played in 138 games as a Viking, the 2nd-most by a DB...His 37 career INTs are 4th in team history...Posted 1,098 career combined defensive and special teams stops (987 defensive, 111 special teams)...His 9.5 career sacks are the most by a Vikings DB, his 18 career forced fumbles leads all Vikings DBs, his total tackles are 5th by a Viking and #1 by a Vikings DB...Went to 6 straight Pro Bowls from 1985-90...3-time AP All-Pro honoree...Named to the NFL's Team of the Decade for the 1980s...Member of the 50 Greatest Vikings team...Named to All-Metrodome Team in 2013...Led the team in tackles in 1986 and '87 and was a key element to the Vikings ranking #1 in NFL total defense in 1988 and '89...Drafted in 1983, was the 19th selection of the 1st round, the 1st Vikings DB to be drafted in the 1st round...Inducted in the Vikings Ring of Honor on October 27, 2013.



RANDY MOSS

Wide Receiver...6' 4" 198 lbs...Marshall...14 seasons: Minnesota Vikings (1998-04, '10), Oakland Raiders (2005-06), New England Patriots (2007-10), Tennessee Titans (2010), San Francisco 49ers (2012)...Played in 213 career games with 193 starts, 113 and 108 of those with the Vikings...Ranks 2nd in NFL history with 156 TD catches and 3rd with 15,292 yards receiving and ranks 2nd in Vikings history for receptions (587), yards (9,316) and receiving TDs with 92...Holds NFL record with 23 TD catches in 2007...Went to 6 Pro Bowls, including 5 with the Vikings (1998, '99, '00, '02, '03) and earned 3 of his 4 career All-Pro honors as a Viking (1998, '00, '03)...Named to the NFL's Team of the Decade for the 2000s...Member of the 50 Greatest Vikings team...Named NFL Rookie of the Year in 1998 and set NFL record for TD catches by a rookie with 17...Tied Vikings season record with 17 TDs twice...Holds Vikings record with 41 career 100-yard receiving games and ranks 2nd in NFL history with 64...Ranks 2nd in NFL history with 10 career 1,000-yard seasons and ranks 2nd in Vikings history with 6...Drafted in 1998, was the 21st selection of the 1st round...Born February 13, 1977...Inducted in the Ring of Honor on September 11, 2017...Inducted to Pro Football Hall of Fame in 2018.



AHMAD RASHAD

Wide Receiver...6' 2" 200 lbs...Oregon...10 seasons: St. Louis Cardinals (1972-73), Buffalo Bills (1974-75) Minnesota Vikings (1976-82)...Played in 98 games with 95 starts as a Viking...The 1st Vikings WR to notch back-to-back 1,000-yard seasons in 1979-80...Went to 4 straight Pro Bowls as a Viking from 1978-81 and was Pro Bowl MVP in 1978...Holds Vikings record with 4 receiving TDs in a game, set vs. San Francisco (9/2/79)...Led Vikings in receiving in 1977, '79 and '80, leading the NFC in 1977 and '79...Tied with Randy Moss for 2nd in Vikings history with 6 seasons of 50+ receptions, trailing only Cris Carter's 11...As a Viking, caught 400 passes for 5,489 yards and 34 TDs...Hauled in 46-yard Hail Mary pass from Tommy Kramer to beat the Cleveland Browns as time expired at Met Stadium (12/14/80) and secure a Vikings playoff berth...Member of the 50 Greatest Vikings team...Drafted in 1972, was the 4th selection of the 1st round...Born November 19, 1949...Inducted in the Vikings Ring of Honor on October 1, 2017.



DENNIS GREEN

Head Coach...Iowa...13 seasons: Minnesota Vikings (1992-2001), Arizona Cardinals (2004-06)...Coached 171 regular season and playoff games with the Vikings, going 101-70, including 97-62 mark in regular season play, the 2nd-most wins in franchise history behind Bud Grant...Earned 8 playoff berths in 10 seasons and suffered 1 losing season...Won the NFC Central title 4 times- 1992, '94, '98 and '00...Advanced to NFC Championship Game in 1998 and 2000...Named Coach of the Year in 1998 by Sports Illustrated and Maxwell Club and in 1992 by Washington Touchdown Club...Pioneered the "Community Tuesday" concept to get players involved in charitable endeavors on their day off during the season, a concept that spread across the NFL and has been adopted league-wide...Served as head coach at Northwestern (1981-85) and Stanford (1989-91)...Native of Harrisburg, PA...Born February 17, 1949...Died July 22, 2016...Inducted into Vikings Ring of Honor September 23, 2018.



STEVE JORDAN

Tight End...Brown...13 seasons: Minnesota Vikings (1982-94)...Played in 176 games for the Vikings with 149 starts...Originally selected in the 7th round (#179 overall) of the 1982 Draft out of Ivy League school Brown...Ranks 3rd in Vikings history with 498 catches, trailing only Hall of Famers Cris Carter and Randy Moss...Holds Vikings records for TEs in catches (498) and receiving yards (6,307)...Caught 28 TD passes...Was selected to 6 consecutive Pro Bowls (1986-91), then only offensive players in team history with more Pro Bowls are Randall McDaniel (11), Cris Carter (8), Ron Yary (7) and Adrian Peterson (7)...In his final 9 seasons, Jordan went to 6 Pro Bowls, made 6 playoff appearances, won 3 NFC Central titles, went to the 1987 NFC Championship game and suffered 1 losing season...At the time of his retirement, only Ozzie Newsome and Kellen Winslow had caught more passes as an NFL TE than Jordan's 498...Native of Phoenix, AZ...Born January 10, 1961...Inducted into Vikings Ring of Honor October 24, 2019.

VIKINGS RETIRED JERSEY NUMBERS

- #10 - QB Fran Tarkenton- Retired October 7, 1979
- #88 - DT Alan Page- Retired September 25, 1988
- #70 - DE Jim Marshall- Retired November 28, 1999
- #77 - T Korey Stringer- Retired November 19, 2001
- #53 - C Mick Tingelhoff- Retired November 25, 2001
- #80 - WR Cris Carter- Retired September 14, 2003



Korey Stringer



Mick Tingelhoff



Alan Page



Jim Marshall

VIKINGS ALL-TIME NFC PLAYERS OF THE WEEK

YEAR	PLAYER	HONOR	OPPONENT	PERFORMANCE
1984	Jan Stenerud, K	Off	@ Detroit, 9/23	5/5 FGs, 2/2 PAT, 17 pts
1985	Rufus Bess, CB	Def	vs. San Francisco, 9/8	10 tackles, 3 FF, FR, INT
1986	Tommy Kramer, QB	Off	vs. Green Bay, 9/28	16-of-25, 241 yds, 6 TD
1986	Gerald Robinson, DE	Def	vs. Chicago, 10/19	6 tackles, 2.5 sacks
1986	Wade Wilson, QB	Off	vs. New Orleans, 10/20	24-of-39, 361 yds, 3 TD
1987	Wade Wilson, QB	Off	@ LA Rams, 9/20	17-of-38, 285 yds, 3 TD
1987	Chris Doleman, DE	Def	vs. LA Raiders, 11/8	3 tackles, 2 sacks, 2 FF, PD
1988	Wade Wilson, QB	Off	@ Tampa Bay, 10/23	22-of-30, 335 yds, 3 TD
1988	Carl Lee, CB	Def	vs. New Orleans, 12/4	3 tackles, INT (TD), 5 PD
	Jesse Solomon, LB	Def	vs. New Orleans, 12/4	5 tackles, sack, INT (TD), PD
1989	Keith Millard, DT	Def	vs. Detroit, 10/8	7 tackles, 3 sacks, INT, PD
1989	Mike Merriweather, LB	Def	@ Detroit, 10/22	6 tackles, 2 sacks, INT, FF, FR
1989	Rich Karlis, K	Off	vs. LA Rams, 11/5	7/7 FGs, 21 pts
1989	Chris Doleman, DE	Def	vs. Atlanta, 12/10	5 tackles, 4 sacks, 2 FF, PD
1989	Chris Doleman, DE	Def	vs. Cincinnati, 12/25	5 tackles, 3.5 sacks, FR
1990	Al Noga, DE	Def	vs. Green Bay, 12/2	3 tackles, sack, FF, FR (TD)
1991	Anthony Carter, WR	Off	vs. San Francisco, 9/15	3 rec, 71 yds, TD, 46t lg
1991	Chris Doleman, DE	Def	vs. Phoenix, 10/13	8 tackles, 2 sacks, 2 FF, FR
1991	Terry Allen, RB	Off	vs. Tampa Bay, 11/3	14 att, 127 yds, 2 TD, 55t lg
1992	Chris Doleman, DE	Def	@ Green Bay, 9/6	7 tackles, 2 sacks, 3 FF, FR
1992	Rich Gannon, QB	Off	@ Cincinnati, 9/27	25-of-32, 318 yds, 4 TD
1992	Jack Del Rio, LB	Def	@ Chicago, 11/2	7 tackles, 2 INT (83t), 2 PD, FF
1992	Mike Merriweather, LB	Def	@ Tampa Bay, 11/8	12 tackles
1992	Audray McMillian, CB	Def	vs. Cleveland, 11/22	5 tackles, 3 INT (25t), 3 PD
1992	Vencie Glenn, S	Def	vs. Green Bay, 12/27	2 tackles, 3 INT, 3 PD
1993	John Randle, DT	Def	@ Chicago, 10/25	7 tackles, 3.5 sacks
1994	Warren Moon, QB	Off	vs. Miami, 9/25	26-of-37, 326 yds, 3 TD, 44 lg
1994	Fuad Revez, K	S.T.	@ Tampa Bay, 10/30	5/5 FG, 3/3 PAT, 48 lg, 18 pts
1994	Warren Moon, QB	Off	vs. New Orleans, 11/6	33-of-57, 420 yds, 3 TD, 59 lg
1994	Cris Carter, WR	Off	vs. Chicago, 12/1	9 rec, 124 yds, 2TD (65t in OT)
1994	Jack Del Rio, LB	Def	@ Buffalo, 12/10	5 tackles, sack, INT
1994	John Randle, DT	Def	vs. San Francisco, 12/26	2 tackles, 2 sacks, FF, FR
1995	Fuad Revez, K	S.T.	vs. Detroit, 9/10	2/2 FG, 2/2 PAT, 8 pts
1995	Orlando Thomas, S	Def	@ Pittsburgh, 9/24	8 tackles, 2 INT (45t), 2 PD
1995	Jeff Brady, LB	Def	vs. Green Bay, 11/5	6 tackles, sack, INT, 2 PD
1996	Jeff Brady, LB	Def	vs. Detroit, 9/1	4 tackles, 2 INT, 3 PD
1996	Brad Johnson, QB	Off	@ Atlanta, 9/8	15-of-26, 275 yds, 2 TD, 71 lg
1996	John Randle, DT	Def	vs. Green Bay, 9/22	3 tackles, 2 sacks, 2 FF
1996	Brad Johnson, QB	Off	vs. Arizona, 12/1	19-of-26, 238 yds, 4 TD
1996	Fernando Smith, DE	Def	@ Detroit, 12/8	3 tackles, 2 sacks
1997	Eddie Murray, K	S.T.	@ Arizona, 10/5	2/2 FG, 2/2 PAT, 49 lg, 10 pts
1998	Gary Anderson, K	S.T.	vs. Detroit, 9/20	5/5 FG, 2/2 PAT, 42 lg, 17 pts
1998	Randall Cunningham, QB	Off	@ Chicago, 9/27	16-of-25, 275 yds, 4 TD, 67t lg
1998	Randall Cunningham, QB	Off	@ Green Bay, 10/5	20-of-32, 442 yds, 4 TD, 56t lg
1998	Robert Smith, RB	Off	@ Detroit, 10/25	19 att, 134 yds, TD, 57t lg
1998	Mitch Berger, P	S.T.	vs. Cincinnati, 11/15	4 punts, 55.8 avg, 2 in20, 66 lg, 4 KO TB
1998	Mitch Berger, P	S.T.	vs. Green Bay, 11/22	3 punts, 54.3 avg, 1 in20, 56 lg, 5 KO TB
1998	Randy Moss, WR	Off	vs. Green Bay, 11/22	8 rec, 153 yds, TD, 49t lg
1998	Randy Moss, WR	Off	@ Dallas, 11/26	3 rec, 163 yds, 3 TD, 56t lg
1998	Randall Cunningham, QB	Off	vs. Chicago, 12/6	21-of-31, 349 yds, 4 TD, 64 lg
1998	Gary Anderson, K	S.T.	@ Baltimore, 12/13	6/6 FG, 2/2 PAT, 46 lg, 20 pts
1999	John Randle, DT	Def	vs. Tampa Bay, 10/3	4 tackles, 2 sacks, FF, FR, PD
1999	Jeff George, QB	Off	vs. San Fran., 10/24	15-of-28, 250 yds, 3 TD, 80t lg
1999	Cris Carter, WR	Off	@ Denver, 10/31	8 rec, 144 yds, 2 TD, 37t lg
1999	Randy Moss, WR	Off	@ Chicago, 11/14	12 rec, 204 yds, 44lg
1999	Cris Carter, WR	Off	vs. San Diego, 11/28	11 rec, 136 yds, 2 TD, 34t lg
1999	Mitch Berger, P	S.T.	vs. Green Bay, 12/20	6 punts, 46.8 avg, 2 in20, 57 lg, 2 TB
1999	Moe Williams, RB	S.T.	@ NY Giants, 12/26	1 KR, 85 yds, 85t lg
1999	John Randle, DT	Def	vs. Detroit, 1/2/00	3 tackles, 2 sacks, FF
2000	Daunte Culpepper, QB	Off	vs. Tampa Bay, 10/9	15-of-19, 231 yds, 2TD, 7 att, 35 yds, TD
2000	Gary Anderson, K	S.T.	vs. Buffalo, 10/22	3/3 FG, 2/2 PAT, 38 lg, 11 pts
2000	Daunte Culpepper, QB	Off	vs. Carolina, 11/19	22-of-29, 357 yds, 3TD, 53t lg
2000	Mitch Berger, P	S.T.	vs. Detroit, 11/30	5 punts, 49.2 avg, 60 lg, 1 in20, 1 KO TB
2001	Randy Moss, WR	Off	vs. NY Giants, 11/19	10 rec, 171 yds, 3 TD, 57t lg
2001	Todd Bouman, QB	Off	vs. Tennessee, 12/9	21-of-31, 348 yds, 4 TD, 73t lg, 131.5 PR
2002	Michael Bennett, RB	Off	vs. Green Bay, 11/17	20 att, 130 yds, 62 lg
2002	Daunte Culpepper, QB	Off	@ New Orleans, 12/15	26-of-36, 312 yds, 2 TD, 7att, 73 yds, 2 TD, 2pt. run
2002	Gary Anderson, K	S.T.	vs. Miami, 12/21	2/2 FG, 2/2 PAT, 53 lg, 8 pts
2003	Corey Chavous, S	Def	@ Green Bay, 9/7	7 tackles, 2 INT, 2 PD
2003	Lance Johnstone, DE	Def	vs. Denver, 10/19	3 tackles, 1.5 sacks, INT (TD), 2 PD
2003	Brian Williams, CB	Def	vs. Detroit, 11/23	4 tackles, 3 INT (1 TD), 3 PD
2004	Daunte Culpepper, QB	Off	vs. Dallas, 9/12	17-of-23, 242 yds, 5 TD, 63t lg, 147.1 PR
2004	Daunte Culpepper, QB	Off	vs. Chicago, 9/26	19-of-30, 360 yds, 3 TD, 63 lg, 127.1 PR: 5 att, 13 yds, 1 TD
2004	Daunte Culpepper, QB	Off	@ New Orleans, 10/17	26-of-37, 425 yds, 5 TD, 46 lg, 125.6 PR
2004	Kevin Williams, DT	Def	vs. Jacksonville, 11/28	6 tackles, 1 sack, FR (TD)
2004	Daunte Culpepper, QB	Off	@ Detroit, 12/19	25-of-35, 404 yds, 3 TD, 82t lg, 126.4 PR
2005	Daunte Culpepper, QB	Off	vs. Green Bay, 10/23	23-of-31, 280 yds, 2 TD, 29 lg, 123.1 PR
2005	Darren Sharper, S	Def	@ N.Y. Giants, 11/13	4 tackles, 3 INT, 5 PD, 1 TD
2006	Ryan Longwell, K	S.T.	vs. Carolina, 9/17	16-yard TD pass, 3/4 FG, 10 pts
2006	Cedric Griffin, CB	Def	@ Detroit, 12/10	3 tackles, FF, FR, INT, PD
2007	Adrian Peterson, RB	Off	@ Chicago, 10/14	20 att., 224 yds, 3 TD, 73t long
2007	Adrian Peterson, RB	Off	vs. San Diego, 11/4	30 att., 296 yds, 3 TD, 64t long
2007	Dwight Smith, S	Def	@ N.Y. Giants, 11/25	6 tackles, 2 INT (1 TD), 2 PD
2007	Aundrae Allison, WR	S.T.	vs. Detroit, 12/2	3 KR, 144 yds, 104t long, 1 TD
2008	Antoine Winfield, CB	Def	at New Orleans, 10/6	8 tackles, 4 TFL, 1 sack, 1FF, 1 FR, returned blocked FG for TD
2008	Adrian Peterson, RB	Off	vs. Green Bay, 11/9	30 att., 192 yds, 1 TD, 29t long

2008	Jared Allen, DE	Def.	vs. Chicago, 11/30	9 tackles, 2.5 sacks, 2 QB hurries
2008	Tavaris Jackson, QB	Off.	at Arizona, 12/14	11-of-17, 163 yds, 4 TD, 0 INT, 135.5 rating
2008	Ryan Longwell, K	S.T.	vs. NY Giants, 12/28	2-for-2 FG, 50-yd game-winner, 2-2 PAT
2009	Chad Greenway, LB	Def.	at Detroit, 9/20	4 tackles, 2 INT, 1 FR
2009	Percy Harvin, WR/KR	S.T.	vs. San Francisco, 9/27	4 KOR, 180 yards, 101-yard TD
2009	Brett Favre, QB	Off.	vs. Green Bay, 10/5	24-of-31, 271 yards, 3 TD, 0 INT, 135.3 rating
2009	Brett Favre, QB	Off.	at Green Bay, 11/1	17-of-28, 244 yards, 4 TD, 0 INT, 128.6 rating
2009	Sidney Rice, WR	Off.	vs. Detroit, 11/15	7 rec., 201 yards, 28.7 avg., 56 lng
2009	Brett Favre, QB	Off.	vs. N.Y. Giants, 1/3/10	25-of-31, 316 yards, 4 TD, 0 INT, 148.7 rating
2010	Adrian Peterson, RB	Off.	vs. Detroit, 9/26	23 att., 160 yards, 2 TD, 80t lng
2010	Percy Harvin, WR/KR	S.T.	vs. Dallas, 10/17	3 ret., 134 yards, 1 TD, 44.7 avg., 95t lng
2010	Chris Kluwe, P	S.T.	vs. Arizona, 11/7	4 punts, 191 yards, 47.8 avg., 56 lng, 4 Inside 20
2010	Antoine Winfield, DB	Def.	@ Philadelphia, 12/28	9 tkls., 2 sacks, 1 TFL, 1 FF, 1 FR, returned FF/FR for TD
2011	Adrian Peterson, RB	Off.	vs. Arizona, 10/9/11	29 att., 122 yards, 3 TD, 24t lng
2012	Blair Walsh, K	S.T.	vs. Jacksonville, 9/9	4-of-4 FGs, OT forcing 55-yard FG, GW 38-yard FG in OT
2012	Adrian Peterson, RB	Off.	vs. Arizona, 10/21	23 att., 153 yards, 1 TD, 27 lng
2012	Adrian Peterson, RB	Off.	vs. Chicago, 12/9	31 att., 154 yards, 2 TD, 51 lng
2012	Blair Walsh, K	S.T.	at St. Louis, 12/16	5-of-5 FGs, Tied NFL record with 3 50+ yard FGs (50.53,51)
2012	Blair Walsh, K	S.T.	vs. Green Bay, 12/30	3-of-3 FGs, GW 29-yard FG to clinch a playoff berth
2013	Cordarrelle Patterson, WR/KR	S.T.	vs. Green Bay, 10/27	NFL record 109-yard KOR TD, 5 KOR, 228 yards, 1 TD
2013	Blair Walsh, K	S.T.	vs. Green Bay, 11/24	4-of-4 FGs, Game tying 35-yard FG in OT
2014	Anthony Barr, LB	Def.	at Tampa Bay, 10/26	9 tkls., 1 sack, 1 FF, returned fumble 27 yards in OT for GW TD
2014	Adam Thielen, WR	S.T.	vs. Carolina, 11/30	Blocked punt and returned 30 yards for TD, 2 STT
2015	Marcus Sherels, PR/CB	S.T.	@ Chicago, 11/1	3 PR, 77 yards, 77-yard TD
2015	Linval Joseph, DT	Def.	vs. St. Louis, 11/8	10 tkls (7 solo), 0.5 sacks, 3 TFLs and 2 QB hurries
2015	Terence Newman, CB	Def.	@ Oakland, 11/15	4 tkls, 2 INTs and career-high 5 passes defensed
2015	Blair Walsh, K	S.T.	vs. NY Giants, 12/27	5-of-5 FGs and scored 19 points
2015	Everson Griffen, DE	Def.	@ Green Bay, 1/3/16	6 tkls, 2.0 sacks and a FF that was returned for TD
2016	Eric Kendricks, LB	Def.	@ Tennessee, 9/11	7 tkls, 1 TFL, 1 PD, 1 INT returned 77 yards for TD
2016	Stefon Diggs, WR	Off.	vs. Green Bay, 9/181	9 rec., 182 yards, 1 TD
2016	Everson Griffen, DE	Def.	@ Carolina, 9/25	3.0 sacks, 4 tkls, 3.0 TFL
2016	Xavier Rhodes, CB	Def.	vs. Arizona, 11/20	2 INTs, returned 1 for 100Yd, 3 tkls
2017	Sam Bradford, QB	Off.	vs. New Orleans, 9/11	27-of-32, 84.4%, 346 yards, 3 TD, 0 INT, 143.0 rating
2017	Kai Forbath, K	S.T.	vs. Baltimore, 10/22	6-of-6 FGs (52, 51, 43, 43, 34, 32), 18 points
2017	Harrison Smith, S	Def.	at Green Bay, 12/23	7 tkls, 2 INT, 1 QBH, 16-0 win 1st Vikings shutout since 1993
2018	Harrison Smith, S	Def.	vs. San Francisco, 9/9	8 tkls, 1.0 sack, 2 TFL
2018	Danielle Hunter, DE	Def.	vs. Detroit, 11/11	9 tkls, 3.5 sacks, 3 TFL, 1 FR TD (32 yds)
2018	Dalvin Cook, RB	Off.	vs. Miami, 12/16	19 att., 136 yards, 2 TDs, 1 rec., 27 yds

VIKINGS ALL-TIME NFL PLAYOFF PLAYERS OF THE WEEK

YEAR	PLAYER	HONOR	ROUND	OPPONENT/PERFORMANCE
1997	Eddie Murray, K	Special Teams	Wild Card	@ NY Giants; 3-3 FG, 2-2 XP, 11 points
1998	Robert Griffith, S	Defense	Divisional	vs. Arizona; 6 tackles, 2 interceptions
1999	Robert Smith, RB	Offense	Wild Card	vs. Dallas; 28 att., 140 yds., 3 rec., 58 yds, 1 TD
2000	Daunte Culpepper, QB	Offense	Divisional	vs. New Orleans; 17-31-302 yds., 3 TDs
2004	Antoine Winfield, CB	Defense	Wild Card	@ Green Bay; 13 tackles, 1 INT, 1 PD



The Vikings play host to Atlanta in 2019, the 1st time since 2014 that the Falcons have visited. The Vikings hold an 11-4 all-time advantage at home in the series and have won the past 3 meetings.

VIKINGS ALL-TIME NFC PLAYERS OF THE MONTH

YEAR	PLAYER	HONOR	MONTH
1986.....	Doug Martin, DE.....	Defense.....	September
1989.....	Keith Millard, DT.....	Defense.....	October
1992.....	Chris Doleman, DE.....	Defense.....	December
1993.....	Chris Doleman, DE.....	Defense.....	Dec./Jan.
1994.....	Jack Del Rio, LB.....	Defense.....	September
1994.....	Anthony Parker, CB.....	Defense.....	October
1994.....	John Randle, DT.....	Defense.....	December
1994.....	Fuad Reveiz, K.....	Special Teams.....	December
1995.....	Warren Moon, QB.....	Offense.....	November
1996.....	John Randle, DT.....	Defense.....	September
1997.....	Jake Reed, WR.....	Offense.....	September
1997.....	John Randle, DT.....	Defense.....	October
1998.....	Randall Cunningham, QB.....	Offense.....	October
1998.....	Mitch Berger, P.....	Special Teams.....	November
1998.....	John Randle, DT.....	Defense.....	December
1999.....	Mitch Berger, P.....	Special Teams.....	September
1999.....	Cris Carter, WR.....	Offense.....	November
1999.....	John Randle, DT.....	Defense.....	December
2000.....	Robert Smith, RB.....	Offense.....	November
2000.....	Mitch Berger, P.....	Special Teams.....	December
2003.....	Daunte Culpepper, QB.....	Offense.....	September
2004.....	Daunte Culpepper, QB.....	Offense.....	October
2005.....	Chris Kluwe, P.....	Special Teams.....	September
2005.....	Darren Sharper, S.....	Defense.....	November
2009.....	Brett Favre, QB.....	Offense.....	November
2011.....	Jared Allen, DE.....	Defense.....	October
2012.....	Percy Harvin, KR.....	Special Teams.....	September
2012.....	Adrian Peterson, RB.....	Offense.....	December
2012.....	Blair Walsh, K.....	Special Teams.....	December
2013.....	Cordarrelle Patterson, WR/KR.....	Special Teams.....	September
2014.....	Everson Griffen, DE.....	Defense.....	October
2015.....	Adrian Peterson, RB.....	Offense.....	November
2017.....	Everson Griffen, DE.....	Defense.....	October
2017.....	Case Keenum, QB.....	Offense.....	November



Randall Cunningham

VIKINGS ALL-TIME NFL ROOKIES OF THE MONTH

YEAR	PLAYER	HONOR	MONTH
1997.....	Dwayne Rudd, LB.....	Defense.....	December
1998.....	Randy Moss, WR.....	Offense.....	November
2003.....	Kevin Williams, DT.....	Defense.....	December
2007.....	Adrian Peterson, RB.....	Offense.....	September
2007.....	Adrian Peterson, RB.....	Offense.....	October
2009.....	Percy Harvin, WR.....	Offense.....	November
2013.....	Cordarrelle Patterson, WR.....	Offense.....	December
2015.....	Eric Kendricks, LB.....	Defense.....	October



Dwayne Rudd



Keith Millard

VIKINGS ALL-TIME HONORS

NFL MVP

- 1971-Alan Page, DT (AP)
- 1975-Fran Tarikenton, QB (AP, NEA, PFW, TSN, Maxwell Club)
- 1998-Randall Cunningham, QB (Miller Lite, Maxwell Club)
- 2008-Adrian Peterson, RB (Maxwell Club)
- 2012-Adrian Peterson, RB (AP, Maxwell Club, PFW/PFWA)

ALL-PRO

- 1963-Tommy Mason, HB (AP, UPI, NEA)
- 1964-Mick Tingelhoff, C (AP, UPI)
- 1965-Mick Tingelhoff, C (AP, UPI, NEA)
- 1966-Mick Tingelhoff, C (AP, UPI, NEA)
- 1967-Mick Tingelhoff, C (UPI)
- 1968-Mick Tingelhoff, C (AP, UPI, NEA); Carl Eller, DE (AP, UPI, NEA)
- 1969-Mick Tingelhoff, C (AP, UPI, NEA); Carl Eller, DE (AP, UPI, NEA); Alan Page, DT (UPI)
- 1970-Alan Page, DT (AP, NEA, PFWA); Carl Eller, DE (AP, NEA, PFWA); Mick Tingelhoff, C (PFWA)
- 1971-Alan Page, DT (AP, NEA, PFW); Carl Eller, DE (AP, NEA, PFW); Ron Yary, T (AP, NEA, PFW); Paul Krause, DB (NEA)
- 1972-Ron Yary, T (AP)
- 1973-Carl Eller, DE (PFWA, AP, NEA); John Gilliam, WR (NEA); Alan Page, DT (AP, PFWA); Fran Tarikenton, QB (NEA); Ron Yary, T (AP, PFWA, NEA)
- 1974-Alan Page, DT (PFWA, NEA, AP, PFW); Ed White, G (NEA); Ron Yary, T (PFWA, NEA, AP, PFW)
- 1975-Chuck Foreman, RB (AP, NEA, PFWA); Paul Krause, S (AP, PFWA); Alan Page, DT (AP, PFWA); Fran Tarikenton, QB (AP, NEA, PFWA); Ed White, G (NEA); Ron Yary, T (AP, NEA, PFWA)
- 1976-Ron Yary, T (AP, NEA, PFWA); Chuck Foreman, RB (NEA)
- 1980-Matt Blair, LB (AP)
- 1982-Doug Martin, DE (PFW)
- 1987-Joey Browner, S (AP, NEA, PFW, PFWA); Gary Zimmerman, T (AP, NEA, PFW, PFWA); Chris Doleman, DE (NEA)
- 1988-Joey Browner, S (AP, PFWA, PFW, CPFN, TSN, SI); Carl Lee, CB (AP, PFWA, PFW, CPFN, TSN); Keith Millard, DT (AP, PFWA, CPFN, TSN); Gary Zimmerman, T (AP, PFW, CPFN)
- 1989-Chris Doleman, DE (AP, CPFN, TSN, PFW); Keith Millard, DT (AP, TSN, SI, PFW); Joey Browner, S (CPFN); Randall McDaniel, G (CPFN)
- 1990-Joey Browner, S (AP, CPFN, TSN, PFW, PFW, FD, NEA); Randall McDaniel, G (AP, CPFN); Chris Doleman, DE (SI)
- 1991-Randall McDaniel, G (AP, NEA, TSN, PFW)
- 1992-Chris Doleman, DE (AP, FD, FN, PFW, TSN, UPI); Randall McDaniel, G (AP, CPFN, FD, FN, PFW, NEA, TSN); Audray McMillian, CB (AP, CPFN, FD, PFW, UPI); Gary Zimmerman, T (FN, NEA, UPI); Todd Scott, S (FD, FN, UPI); Harry Newsome, P (FN)
- 1993-Randall McDaniel, G (AP, CPFN, PFW, TSN, SI); John Randle, DT (AP, PFW, FD)
- 1994-Cris Carter, WR (AP, PFW, PFWA, CPFN, TSN, SI, USA); Randall McDaniel, G (AP, PFW, PFWA, CPFN, FD, TSN, USA); John Randle, DT (AP, PFW, PFWA, CPFN, FD, TSN, USA); Fuad Revez, K (PFW, PFWA, FD, SI)
- 1995-Randall McDaniel, G (AP, CPFN, PFW, PFWA); John Randle, DT (AP, CPFN, PFW, PFWA, TSN)
- 1996-Cris Carter, WR (SI); Randall McDaniel, G (AP, CPFN, FD, PFWA, PFW, TSN, USA); John Randle, DT (AP, FD, PFW, PFWA, TSN, USA)
- 1997-Cris Carter, WR (USA); Randall McDaniel, G (TSN, USA); John Randle, DT (AP, PFW, CPFW, TSN); Todd Steussie, T (FD)
- 1998-Gary Anderson, K (AP, SI, PFW, CPFN, TSN, FD, USA); Jeff Christy, C (SI); Randall Cunningham, QB (AP, SI, PFW, FD, CPFN); Robert Griffith, S (TSN, CPFN); Jimmy Hitchcock, CB (CPFN); Randall McDaniel, G (AP, SI, PFW, CPFN, TSN, FD, USA); Randy Moss, WR (AP, SI, PFW, CPFN, TSN, FD, USA); John Randle, DT (AP, PFW, CPFN, TSN, FD, USA); Todd Steussie, T (SI)
- 1999-Mitch Berger, P (PFW, CPFN, TSN); Cris Carter, WR (AP, FD, PFW, SI); Jeff Christy, C (PFW); Randall McDaniel, G (USA); Randy Moss, WR (USA); John Randle, DT (USA)
- 2000-Daunte Culpepper, QB (USA); Randy Moss, WR (AP, SI, PFW, CPFN, TSN, FD, USA)
- 2003-Matt Birk, C (TSN); Randy Moss, WR (AP, FD, PFW)



Ed White

- 2004-Kevin Williams, DT (AP, PFW, TSN)
 - 2005-Darren Sharper, S (PFW, SI, TSN)
 - 2006-Steve Hutchinson, G (PFW, TSN), Kevin Williams, DT (AP, PFW, TSN)
 - 2007-Steve Hutchinson, G (AP, PFW, TSN), Adrian Peterson, RB (TSN), Kevin Williams, DT (AP, PFW, TSN)
 - 2008-Jared Allen, DE (AP), Steve Hutchinson, G (AP, TSN, PFW), Adrian Peterson RB (AP, TSN, PFW), Kevin Williams DT (AP)
 - 2009-Jared Allen, DE (AP, PFW), Steve Hutchinson G (AP, PFW), Adrian Peterson RB (AP, PFW), Kevin Williams DT (AP, PFW)
 - 2011-Jared Allen, DE (AP, PFW/PFWA, TSN)
 - 2012-Adrian Peterson, RB (AP, PFW/PFWA); Blair Walsh, K (AP, PFW/PFWA); Chad Greenway (AP), John Sullivan (PFW/PFWA)
 - 2013-Cordarrelle Patterson, KR (AP, PFW/PFWA) Adrian Peterson, RB (AP)
 - 2014-Adrian Peterson, RB (AP)
 - 2015-Adrian Peterson, RB (AP, PFWA, TSN), Cordarrelle Patterson, KR (PFWA/TSN)
 - 2016-Cordarrelle Patterson, KR (AP, PFWA/TSN)
 - 2017-Everson Griffen, DE (TSN); Xavier Rhodes (AP, PFWA, TSN); Harrison Smith, S (AP, PFWA, TSN)
 - 2018-Danielle Hunter, DE (AP, PFWA, TSN)
- ## ALL-NFC
- 1970-Mick Tingelhoff, C (AP); Carl Eller, DE (AP, UPI); Alan Page, DT (AP, UPI); Paul Krause, S (UPI)
 - 1971-Carl Eller, DE (AP, UPI, TSN); Alan Page, DT (AP, UPI, TSN); Ron Yary, T (AP, UPI, TSN); Bob Grim, WR (UPI, TSN); Paul Krause, DB (UPI, TSN)
 - 1972-Carl Eller, DE (TSN, AP); Paul Krause, DB (UPI, AP, TSN); Alan Page, DT (UPI, AP, TSN); Fran Tarikenton, QB (UPI, TSN); Ron Yary, T (UPI, AP, TSN)
 - 1973-Carl Eller, DE (PFWA, AP, UPI, TSN); John Gilliam, WR (UPI, TSN); Paul Krause, S (UPI, TSN, AP, PFWA); Alan Page, DT (PFWA, AP, UPI, TSN); Ron Yary, T (AP, PFWA, TSN, UPI); Bobby Bryant, DB (PFWA)
 - 1974-Chuck Foreman, RB (AP, UPI, TSN, PFW); Alan Page, DT (AP, UPI, TSN, PFW); Nate Wright, DB (PFW); Ron Yary, T (AP, UPI, TSN, PFW)
 - 1975-Carl Eller, DE (AP, UPI); Chuck Foreman, RB (AP, UPI); Paul Krause, S (AP, UPI); Alan Page, DT (AP, UPI); Fran Tarikenton, QB (AP, UPI); Ed White, G (AP, UPI); Ron Yary, T (AP, UPI)
 - 1976-Sammy White, WR (UPI); Ron Yary, T (AP, UPI); Ed White, G (UPI); Fran Tarikenton, QB (UPI); Chuck Foreman, RB (AP, UPI); Alan Page, DT (AP, UPI)
 - 1977-Matt Blair, LB (TSN); Chuck Foreman, RB (PFW, TSN); Alan Page, DT (UPI); Sammy White, WR (PFW); Ron Yary, T (UPI, PFW, TSN)
 - 1978-Matt Blair, LB (UPI, PFW); Sammy White, WR (UPI)
 - 1979-Ahmad Rashad, WR (UPI, PFW, SN); Matt Blair, LB (PFW)
 - 1980-Matt Blair, LB (UPI); Ahmad Rashad, WR (UPI)
 - 1981-Joe Senese, TE (UPI)
 - 1982-Doug Martin, DE (UPI, PFW)
 - 1986-Tommy Kramer, QB (UPI)
 - 1987-Joey Browner, S (UPI, PFW, FN); Chris Doleman, DE (UPI, PFW, FN); Gary Zimmerman, T (UPI, PFW, FN); Steve Jordan, TE (UPI); Anthony Carter, WR (FN)

- 1988-Joey Browner, S (UPI); Carl Lee, CB (UPI); Gary Zimmerman, T (UPI)
- 1989-Chris Doleman, DE (UPI, PFW); Keith Millard, DT (UPI, PFW); Randall McDaniel, G (PFW); Joey Browner, S (PFW)
- 1990-Joey Browner, S (UPI, FN); Randall McDaniel, G (UPI); Carl Lee, CB (FN); Henry Thomas, DT (FN)
- 1993-Randall McDaniel, G (UPI, FN); John Randle, DT (UPI, FN); Chris Doleman, DE (UPI)
- 1994-Cris Carter, WR (FN, UPI); Randall McDaniel, G (FN, UPI); John Randle, DT (FN, UPI); Fuad Revez, K (FN, UPI); Jack Del Rio, LB (FN)
- 1995-Randall McDaniel, G (FN, UPI), David Palmer, PR (FN), John Randle, DT (FN, UPI)
- 1996-Randall McDaniel, G (UPI, FN); John Randle, DT (UPI)
- 1997-Cris Carter, WR (FN); Randall McDaniel, G (PFW, FN); David Palmer, PR (PFW); John Randle, DT (PFW, FN, USA); Todd Steussie, T (PFW, FN)
- 1998-Gary Anderson, K (FN, PFW); Jeff Christy, C (FN, PFW); Randall Cunningham, QB (FN, PFW); Randall McDaniel, G (FN, PFW); Randy Moss, WR (FN, PFW); John Randle, DT (FN, PFW); Dwayne Rudd, LB (FN); Todd Steussie, T (PFW)
- 1999-Mitch Berger, P (PFW); Cris Carter, WR (PFW); Jeff Christy, C (PFW)
- 2000-Matt Birk, C (PFW, FN); Daunte Culpepper, QB (PFW); Randy Moss, WR (CPFW, FN); Robert Smith, RB (PFW, FN)
- 2002-Randy Moss, WR (PFW)
- 2003-Matt Birk, C (PFW); Randy Moss, WR (PFW)
- 2004-Daunte Culpepper, QB (PFW); Kevin Williams, DT (PFW)
- 2005-Koren Robinson, KR (PFW); Darren Sharper, S (PFW)
- 2006-Steve Hutchinson, G (PFW), Pat Williams, DT (PFW)
- 2007-Matt Birk, C (PFW), Steve Hutchinson, G (PFW), Adrian Peterson, RB (PFW), Darren Sharper, S (PFW), Kevin Williams, DT (PFW), Pat Williams, DT (PFW)
- 2008-Steve Hutchinson, G (PFW), Adrian Peterson, RB (PFW), Kevin Williams, DT (PFW), Antoine Winfield, CB (PFW)
- 2009-Adrian Peterson, RB (PFW)
- 2010-Adrian Peterson, RB (PFW)
- 2011-Jared Allen, DE (PFW)
- 2012-Jared Allen, DE (PFWA), Adrian Peterson, RB (PFWA), John Sullivan, C (PFWA), Blair Walsh, K (PFWA)
- 2013-Cordarrelle Patterson, KR (PFWA)
- 2015-Cordarrelle Patterson, KR (PFWA), Adrian Peterson, RB (PFWA)
- 2016-Cordarrelle Patterson, KR (PFWA), Marcus Sherels, PR (PFWA)
- 2017-Harrison Smith, S (PFWA)
- 2018-Danielle Hunter, DE (PFWA), Harrison Smith, S (PFWA)

NFL COACH OF THE YEAR

- 1969-Bud Grant (AP, PFW, TSN)
- 1992-Dennis Green (Washington Touchdown Club)
- 1998-Dennis Green (SI, Maxwell Club)

NFC COACH OF THE YEAR

- 1992-Dennis Green, (UPI, CPFN)

BERT BELL AWARD (PLAYER OF THE YEAR)

- 1975-Fran Tarikenton, QB
- 1998-Randall Cunningham, QB
- 2008-Adrian Peterson, RB
- 2012-Adrian Peterson, RB

NFL OFFENSIVE PLAYER OF THE YEAR

- 1975-Fran Tarikenton, QB (PFW)
- 1998-Randall Cunningham, QB (CPFW)
- 2012-Adrian Peterson, RB (AP, PFWA, PFWA)

NFL DEFENSIVE PLAYER OF THE YEAR

- 1971-Alan Page, DT (PFW)
- 1973-Alan Page, DT (PFW)
- 1989-Keith Millard, DT (AP, PFW)

NFC PLAYER OF THE YEAR

- 1974-Chuck Foreman (TSN)
- 1975-Fran Tarikenton (TSN)
- 1998-Randall Cunningham, QB (FN)

NFC DEFENSIVE PLAYER OF THE YEAR

- 1992-Chris Doleman, DE (UPI)
- 2011-Jared Allen, DE (TSN)

NFL LINEMAN OF THE YEAR

1973-Alan Page, DT (PFWA)

NFL COMEBACK PLAYER OF THE YEAR

1986-Tommy Kramer, QB (PFW)
2012-Adrian Peterson, RB (PFW/PFWA)

NFL ROOKIE OF THE YEAR

1963-Paul Flatley, WR (AP, UPI, NEA, TSN)
1973-Chuck Foreman, RB (AP, PFWA)
1976-Sammy White, WR (AP, PFWA)
1998-Randy Moss, WR (TSN, FN, PFW, SI)
2007-Adrian Peterson, RB (TSN, PFW, SI)
2009-Percy Harvin, WR/KR (Pepsi)
2014-Teddy Bridgewater, QB (Pepsi)

NFL DEFENSIVE ROOKIE OF THE YEAR

1973-Chuck Foreman, RB, (PFW)
1976-Sammy White, WR, (PFW, PD)
1998-Randy Moss, WR (AP, PD, CPFW)
2007-Adrian Peterson, RB (AP, PFW)
2009-Percy Harvin, WR/KR (AP, PFW)
1994-Dewayne Washington, CB (PFN)

WALTER PAYTON AWARD-NFL MAN OF THE YEAR

1993-Cris Carter
2010-Madieu Williams

NFL ALUMNI PLAYERS OF THE YEAR

1988-Anthony Carter (WR), Joey Browner (DB)
1992-Randall McDaniel (OL)
1994-Cris Carter (WR)
1998-Gary Anderson (ST), Randall Cunningham (QB), Randy Moss (WR), John Randle (DL)
2000-Cris Carter (WR), Daunte Culpepper (QB)
2006-Steven Hutchinson (OL)
2008-Adrian Peterson (RB)
2009-Steven Hutchinson (OL), Jared Allen (DL)

NFL ALUMNI CAREER ACHIEVEMENT AWARD

1995-Alan Page

NFC ROOKIE OF THE YEAR

1973-Chuck Foreman, RB (Wheaties, TSN)
1976-Sammy White, WR (UPI, TSN, NEA)
1998-Randy Moss, WR (PFWA)

NFC OFFENSIVE ROOKIE OF THE YEAR

1998-Randy Moss, WR (PFWA)

1,000 YARD CLUB

(For the outstanding blocker in the NFL)
1969-Mick Tingelhoff, C
1975-Ron Yary, T

GOLDEN TOE AWARD

1994- Fuad Reveziz
1998- Gary Anderson
2012- Blair Walsh

PRO BOWL PLAYERS

1961-Hugh McElhenry, HB; Jerry Reichow, E
1962-Tommy Mason, HB
1963-Tommy Mason, HB; Grady Alderman, T; Rip Hawkins, LB
1964-Tommy Mason, HB; Grady Alderman, T; Mick Tingelhoff, C; Fran Tarkenton, QB, Bill Brown, RB
1965-Grady Alderman, T; Bill Brown, FB; Fran Tarkenton, QB; Mick Tingelhoff, C
1966-Paul Flatley, E; Grady Alderman, T; Milt Sunde, C; Mick Tingelhoff, C
1967-Mick Tingelhoff, C; Grady Alderman, T; Bill Brown, FB

1968-Mick Tingelhoff, C; Bill Brown, FB; Carl Eller, DE; Jim Marshall, DE; Alan Page, DT
1969-Carl Eller, DE; Joe Kapp, QB; Paul Krause, S; Gary Larsen, DT; Jim Marshall, DE; Alan Page, DT; Gene Washington, WR; Mick Tingelhoff, C
1970-Fred Cox, K; Carl Eller, DE; Karl Kasulke, S; Gary Larsen, DT; Dave Osborn, HB; Alan Page, DT; Gene Washington, WR
1971-Carl Eller, DE; Alan Page, DT; Paul Krause, DB; Ron Yary, T; Bob Grim, WR
1972-John Gilliam, WR; Paul Krause, DB; Alan Page, DT; Ron Yary, T
1973-Chuck Foreman, RB; John Gilliam, WR; Paul Krause, S; Alan Page, DT; Jeff Siemon, LB; Ron Yary, T; Carl Eller, DE
1974-Carl Eller, DE; Chuck Foreman, RB; John Gilliam, WR; Paul Krause, S; Alan Page, DT; Fran Tarkenton, QB; Ron Yary, T
1975-Bobby Bryant, DB; Chuck Foreman, RB; John Gilliam, WR; Paul Krause, S; Alan Page, DT; Jeff Siemon, LB; Fran Tarkenton, QB; Ed White, C; Ron Yary, T
1976-Jeff Siemon, LB; Ed White, C; Ron Yary, T; Sammy White, WR; Chuck Foreman, RB; Fran Tarkenton, QB; Alan Page, DT
1977-Matt Blair, LB; Chuck Foreman, RB; Jeff Siemon, LB; Ed White, C; Sammy White, WR; Ron Yary, T
1978-Matt Blair, LB; Ahmad Rashad, WR
1979-Matt Blair, LB; Ahmad Rashad, WR
1980-Matt Blair, LB; Ahmad Rashad, WR
1981-Matt Blair, LB; Ahmad Rashad, WR; Joe Senger, TE
1982-Matt Blair, LB
1984-Jan Stenerud, K
1985-Joe Browner, special teams
1986-Tommy Kramer, QB; Joe Browner, S; Steve Jordan, TE
1987-Joe Browner, S; Chris Doleman, DE; Scott Studdwell, LB; Anthony Carter, WR; Steve Jordan, TE; Gary Zimmerman, T
1988-Joe Browner, S; Chris Doleman, DE; Carl Lee, CB; Keith Millard, DT; Scott Studdwell, LB; Anthony Carter, WR; Steve Jordan, TE; Wade Wilson, QB; Gary Zimmerman, T
1989-Joe Browner, S; Chris Doleman, DE; Carl Lee, CB; Keith Millard, DT; Steve Jordan, TE; Randall McDaniel, C; Gary Zimmerman, T
1990-Joe Browner, S; Chris Doleman, DE; Carl Lee, CB; Steve Jordan, TE; Randall McDaniel, C
1991-Steven Jordan, TE; Randall McDaniel, G; Henry Thomas, NT
1992-Chris Doleman, DE; Randall McDaniel, G; Audray McMillian, CB; Todd Scott, S; Henry Thomas, DT; Gary Zimmerman, T
1993-Cris Carter, WR; Chris Doleman, DE; Randall McDaniel, G; John Randle, DT
1994-Cris Carter, WR; Jack Del Rio, LB; Randall McDaniel, G; Warren Moon, QB; John Randle, DT; Fuad Reveziz, K
1995-Cris Carter, WR; Randall McDaniel, G; Warren Moon, QB; John Randle, DT
1996-Cris Carter, WR; Randall McDaniel, G; John Randle, DT
1997-Cris Carter, WR; Randall McDaniel, G; John Randle, DT; Todd Stuessie, T
1998-Gary Anderson, K; Cris Carter, WR; Jeff Christy, C; Randall Cunningham, QB; Ed McDaniel, LB; Randall McDaniel, G; Randy Moss, WR; John Randle, DT; Robert Smith, RB; Todd Stuessie, T
1999-Matt Berger, P; Cris Carter, WR; Jeff Christy, C; Randall McDaniel, G; Randy Moss, WR
2000-Matt Birk, C; Cris Carter, WR; Daunte Culpepper, QB; Robert Griffith, S; Randy

Moss, WR; Robert Smith, RB; Corey Stringer, T
2001-Matt Birk, C; Byron Chamberlain, TE
2002-Michael Bennett, RB; Randy Moss, WR
2003-Matt Birk, C; Corey Chavous, S; Daunte Culpepper, QB; Randy Moss, WR
2004-Matt Birk, C; Daunte Culpepper, QB; Kevin Williams, DT
2005-Koren Robinson, KR; Darren Sharper, S
2006-Matt Birk, C; Steve Hutchinson, G; Kevin Williams, DT; Pat Williams, DT
2007-Matt Birk, C; Steve Hutchinson, G; Adrian Peterson, RB; Tony Richardson, FB; Darren Sharper, S; Kevin Williams, DT; Pat Williams, DT
2008-Jared Allen, DE; Steve Hutchinson, G; Adrian Peterson, RB; Kevin Williams, DT; Pat Williams, DT; Antoine Winfield, CB
2009-Jared Allen, DE; Heath Farwell, LB; Brett Favre, QB; Percy Harvin, WR/KR; Steve Hutchinson, G; Bryant McKinnie, T; Adrian Peterson, RB; Sidney Rice, WR; Kevin Williams, DT; Antoine Winfield, DB
2010-E.J. Henderson, LB; Adrian Peterson, RB; Kevin Williams, DT; Antoine Winfield, CB
2011-Jared Allen, DE; Chad Greenway, LB
2012-Jared Allen, DE; Jerome Felton, FB; Chad Greenway, LB; Matt Kalil, T; Adrian Peterson, RB; Kyle Rudolph, TE; Blair Walsh, K
2013-Cordarrelle Patterson, KR; Adrian Peterson, RB
2015-Anthony Barr, LB; Teddy Bridgewater, QB; Everson Griffen, DE; Adrian Peterson, RB; Harrison Smith, S
2016-Anthony Barr, LB; Everson Griffen, DE; Linval Joseph, DT; Cordarrelle Patterson, KR; Xavier Rhodes, CB; Harrison Smith, S
2017-Anthony Barr, LB; Everson Griffen, DE; Linval Joseph, DT; Xavier Rhodes, CB; Kyle Rudolph, TE; Harrison Smith, S; Adam Thielen, WR
2018-Anthony Barr, LB; Danielle Hunter, DE; Harrison Smith, S; Adam Thielen, WR

Bold - Starter

*Did not play
AP-Associated Press; CPFN-College & Pro Football Newsweekly; FD-Football Digest; FN-Football News; NEA-Newspaper Enterprise Assoc.; PFW-Pro Football Weekly; PFWA-Pro Football Writers of America; SI-Sports Illustrated; TSN-The Sporting News; UPI-United Press International; USA-USA Today



The Vikings had 6 players earn Pro Bowl honors in 1977: Chuck Foreman, Ed White and Sammy White (back row); Ron Yary, Matt Blair and Jeff Siemon (front row).

VIKINGS PRO BOWL HONOREES

MOST PRO BOWL SEASONS

11	Randall McDaniel, G	1989-99
9	Alan Page, DT	1968-76
8	Cris Carter, WR	1993-00
7	Ron Yary, T	1971-77
7	Adrian Peterson, RB	2007-10, '12-13, '15
6	Joey Browner, S	1985-90
6	Matt Blair, LB	1977-82
6	Chris Doleman, DE	1987-90, '92-93
6	Carl Eller, DE	1968-71, '73-74
6	Paul Krause, S	1969, '71-75
6	Steve Jordan, TE	1986-91
6	John Randle, DT	1993-98
6	Mick Tingelhoff, C	1964-69
6	Matt Birk, C	2000-01, '03-04, '06-07
6	Kevin Williams, DT	2004, '06-10

MOST PRO BOWL STARTS

11	Randall McDaniel, G	1989-99
7	Alan Page, DT	1968-71, '73-75
7	Ron Yary, T	1971-77
6	John Randle, DT	1993-98
5	Chris Doleman, DE	1987-90, '92
5	Adrian Peterson, RB	2007-09, '12, '15

VIKINGS PRO BOWL MVPs

Fran Tarkenton, QB	1964
Ahmad Rashad, WR	1978
Randy Moss, WR	1999
Adrian Peterson, RB	2007
Kyle Rudolph, TE	2012

WALTER PAYTON NFL MAN OF THE YEAR

A pair of Vikings players have earned the highest honor bestowed upon an NFL player for his work off the field, the Walter Payton Man of the Year award. Cris Carter earned the trophy in 1999 before it was renamed for Payton and Madiou Williams was the recipient in 2010.

1999	Cris Carter
2010	Madiou Williams

KOREY STRINGER GOOD GUY AWARD

In 2001 the Twin Cities chapter of the Pro Football Writers of America awarded the first Korey Stringer Good Guy Award in honor of the late Vikings lineman. The award is voted on annually by members of the Twin Cities media and presented to the Vikings player who is the most cooperative and has the best attitude with the media.

2001	Byron Chamberlain, TE	2007	Ben Leber, LB	2013	Kevin Williams, DT
2002	Matt Birk, C	2008	Bobby Wade, WR	2014	Brian Robison, DE
2003	Daunte Culpepper, QB	2009	Visanthe Shiancoe, TE	2015	Captain Munnerlyn, CB
2004	Daunte Culpepper, QB	2010	Ben Leber, LB	2016	Captain Munnerlyn, CB
2005	Koren Robinson, WR	2011	Percy Harvin, WR	2017	Adam Thielen, WR
2006	Antoine Winfield, CB	2012	Chad Greenway, LB	2018	Latavius Murray, RB



ED BLOCK COURAGE AWARD

Each year, the Ed Block Courage Awards honors those National Football League players who exemplify commitments to the principles of sportsmanship and courage. This award is unique in that the recipients are selected solely by a vote of their teammates.

1984	Steve Riley, T	1997	Robert Smith, RB	2010	Cedric Griffin, CB
1985	Keith Nord, S	1998	Randall Cunningham, QB	2011	Anthony Herrera, G
1986	Walker Lee Ashley, LB	1999	Robert Griffith, S	2012	Adrian Peterson, RB
1987	Scott Studwell, LB	2000	Gary Anderson, K	2013	Kevin Williams, DT
1988	Leo Lewis, WR	2001	Daunte Culpepper, QB	2014	Greg Jennings, WR
1989	Jim Gustafson, WR	2002	Lewis Kelly, G	2015	Phil Loadholt, T
1990	Gary Zimmerman, T	2003	Eric Kelly, CB	2016	Teddy Bridgewater, QB
1991	Terry Allen, RB	2004	Corey Chavous, S	2017	Kyle Rudolph, TE
1992	Darrin Nelson, RB	2005	Koren Robinson, WR	2018	Everson Griffen, DE
1993	Henry Thomas, DT	2006	Matt Birk, C		
1994	Cris Carter, WR	2007	Chad Greenway, LB		
1995	John Randle, DT	2008	Kenechi Udezue, DE		
1996	Scottie Graham, RB	2009	E.J. Henderson, LB		



Kenechi Udezue

VIKINGS COMMUNITY MAN OF THE YEAR

The Vikings long tradition of being active in the community through charitable contributions and activities along with focused attention on youth health, education and welfare is reflected annually when a player is selected to represent the club for the NFL-sponsored Walter Payton Man of the Year award.

1996	Cris Carter
1997	Cris Carter
1998	Cris Carter
1999	Cris Carter
2000	Robert Griffith
2001	Matt Birk
2002	Matt Birk
2003	Matt Birk
2004	Matt Birk
2005	Matt Birk
2006	Matt Birk
2007	Matt Birk
2008	Matt Birk
2009	Ej Henderson
2010	Madiou Williams
2011	Chad Greenway
2012	Adrian Peterson
2013	John Sullivan
2014	Chad Greenway
2015	Chad Greenway
2016	Chad Greenway
2017	Kyle Rudolph
2018	Kyle Rudolph



Robert Griffith (far right, top photo) joined at a school visit by Orlando Thomas and Korey Stringer. Matt Birk (bottom photo) welcomed a student group to Winter Park.

HOMES OF THE VIKINGS



The Vikings played their home games for 21 seasons (1961-81) at Metropolitan Stadium and for 32 seasons (1982-2013) at Mall of America Field at the Hubert H. Humphrey Metrodome. The Vikings then moved outdoors to the campus of the University of Minnesota for 2 seasons (2014-15) while U.S. Bank Stadium was being constructed. Ground breaking for the new facility took place in December 2013 and the Vikings played the 1st game there in the 2016 preseason opener on August 28 vs. San Diego. U.S. Bank Stadium hosted Super Bowl LII and the 2019 NCAA Men's Final Four.

The Vikings have called four stadiums "home" in their 59-season history: Metropolitan Stadium in Bloomington, Mall of America Field at the Hubert H. Humphrey Metrodome in Minneapolis, TCF Bank Stadium on the campus of the University of Minnesota and U.S. Bank Stadium, located on the same site as the Metrodome in Minneapolis. On Sept. 10, 1961, the Vikings played their first-ever home game, a 21-17 preseason loss to the L.A. Rams at Metropolitan Stadium. Over 21 seasons the Vikings compiled a 97-59-4 record, including playoffs, at Met Stadium and possessed one of the most dominant home field advantages in professional football. On Dec. 20, 1981, the Vikings played the last game at the Met, a 10-6 loss to the Kansas City Chiefs. Capacity of the Met was 48,446 in the stadium's final year. The Vikings played their last season in the Metrodome in 2013 after the passage of a new stadium bill. The new Vikings stadium, U.S. Bank Stadium, was built on the Metrodome site with the Vikings playing their home games on the University of Minnesota's campus at TCF Bank Stadium from 2014-15.

The Vikings moved indoors in 1982 to the Metrodome in downtown Minneapolis. Seating capacity for the Metrodome was 64,134. In 32 seasons at the Metrodome the Vikings owned a 168-92 record, which includes a 6-4 mark in NFL playoff action. The 2013 season marked 32nd campaign in the Metrodome, 11 seasons longer than the Vikings played at Metropolitan Stadium. The Metrodome had been host to many marquee sporting events, including Super Bowl XXVI, the 1987 and 1991 World Series, the 1985 Major League Baseball All-Star Game, the 1992 and 2001 NCAA Final Four basketball tournaments and the 1998 NFC Championship Game. The Metrodome also hosted NCAA Men's Basketball Regionals in 2000, 2003 and 2005.

During their two-year stay at TCF Bank Stadium, which has a capacity of 54,000, the Vikings had an 11-5 regular season record, giving them the highest win percentage all-time among teams in a temporary stadium and became the only team to secure a playoff berth while playing in a temporary stadium. The final game played at TCF Bank Stadium, a Wild Card Playoff game vs. Seattle (1/10/16) was the coldest game in Vikings history and the 3rd-coldest game in NFL history with a kickoff temperature of minus-6 Fahrenheit.

U.S. Bank Stadium hosted the first regular season game on Sept. 18, 2016 in prime time matchup vs. Green Bay, a 17-14 Vikings win. Vikings TE Kyle Rudolph scored the 1st TD for the club in their new home on a pass from Sam Bradford against the Packers. The Dallas game on 12/1/16 drew a record home crowd of 66,860. The 1st playoff game in the stadium was one for the ages, a 29-24 win over New Orleans in the Divisional Round with the winning TD coming on a 61-yard pass to Stefon Diggs on the final play of the game.

Metropolitan Stadium

First Vikings Regular Season Game: vs. Chicago (9/17/61), 37-13 Vikings win

Total Vikings Home Record at Met Stadium: 97-59-4 (.606), 160 games (regular season/playoffs)

Mall of America Field at the Hubert H. Humphrey Metrodome

First Vikings Regular Season Game: vs. Tampa Bay (9/12/82), 17-10 Vikings win

Total Vikings Home Record at Metrodome: 168-92-0 (.646), 260 games (regular season/playoffs)

TCF Bank Stadium

First Vikings Regular Season Game: vs. Chicago Bears (12/20/10), 40-14 Vikings loss

Total Vikings Home Record at TCF Bank Stadium: 11-7 (.611), 18 games (regular season/playoffs)

U.S. Bank Stadium

First Vikings Regular Season Game: Green Bay Packers (9/18/16), 17-14 Vikings win

Total Vikings Home Record at U.S. Bank Stadium: 18-7 (.720), 25 games (regular season/playoffs)

ALL-TIME SUPER BOWL RESULTS

SUPER BOWL DATE	RESULT	SITE	MVP
I 1/15/67	Green Bay 35, Kansas City 10	Los Angeles	QB Bart Starr, Green Bay
II 1/14/68	Green Bay 33, Oakland 14	Miami	QB Bart Starr, Green Bay
III 1/12/69	NY Jets 16, Baltimore 7	Miami	QB Joe Namath, NY Jets
IV 1/11/70	Kansas City 23, Minnesota 7	New Orleans	QB Len Dawson, Kansas City
V 1/17/71	Baltimore 16, Dallas 13	Miami	LB Chuck Howley, Dallas
VI 1/16/72	Dallas 24, Miami 3	New Orleans	QB Roger Staubach, Dallas
VII 1/14/73	Miami 14, Washington 7	Los Angeles	S Jake Scott, Miami
VIII 1/13/74	Miami 24, Minnesota 7	Houston	RB Larry Csonka, Miami
IX 1/12/75	Pittsburgh 16, Minnesota 6	New Orleans	RB Franco Harris, Pittsburgh
X 1/18/76	Pittsburgh 21, Dallas 17	Miami	WR Lynn Swann, Pittsburgh
XI 1/9/77	Oakland 32, Minnesota 14	Pasadena	WR Fred Biletnikoff, Oakland
XII 1/15/78	Dallas 27, Denver 10	New Orleans	DT Randy White/DE Harvey Martin, Dallas
XIII 1/21/79	Pittsburgh 35, Dallas 31	Miami	QB Terry Bradshaw, Pittsburgh
XIV 1/20/80	Pittsburgh 31, Los Angeles 19	Pasadena	QB Terry Bradshaw, Pittsburgh
XV 1/25/81	Oakland 27, Philadelphia 10	New Orleans	QB Jim Plunkett, Oakland
XVI 1/24/82	San Francisco 26, Cincinnati 21	Pontiac	QB Joe Montana, San Francisco
XVII 1/30/83	Washington 27, Miami 17	Pasadena	RB John Riggins, Washington
XVIII 1/22/84	LA Raiders 38, Washington 9	Tampa	RB Marcus Allen, LA Raiders
XIX 1/20/85	San Francisco 38, Miami 16	Stanford	QB Joe Montana, San Francisco
XX 1/26/86	Chicago 46, New England 10	New Orleans	DE Richard Dent, Chicago
XXI 1/25/87	NY Giants 39, Denver 20	Pasadena	QB Phil Simms, NY Giants
XXII 1/31/88	Washington 42, Denver 10	San Diego	QB Doug Williams, Washington
XXIII 1/22/89	San Francisco 20, Cincinnati 16	South Florida	WR Jerry Rice, San Francisco
XXIV 1/28/90	San Francisco 55, Denver 10	New Orleans	QB Joe Montana, San Francisco
XXV 1/27/91	NY Giants 20, Buffalo 19	Tampa	RB Ottis Anderson, NY Giants
XXVI 1/26/92	Washington 37, Buffalo 24	Minneapolis	QB Mark Rypien, Washington
XXVII 1/31/93	Dallas 52, Buffalo 17	Pasadena	QB Troy Aikman, Dallas
XXVIII 1/30/94	Dallas 30, Buffalo 13	Atlanta	RB Emmitt Smith, Dallas
XXIX 1/29/95	San Francisco 49, San Diego 26	South Florida	QB Steve Young, San Francisco
XXX 1/28/96	Dallas 27, Pittsburgh 17	Tempe	CB Larry Brown, Dallas
XXXI 1/26/97	Green Bay 35, New England 21	New Orleans	KR/PR Desmond Howard, Green Bay
XXXII 1/25/98	Denver 31, Green Bay 24	San Diego	RB Terrell Davis, Denver
XXXIII 1/31/99	Denver 34, Atlanta 19	South Florida	QB John Elway, Denver
XXXIV 1/30/00	St. Louis 23, Tennessee 16	Atlanta	QB Kurt Warner, St. Louis
XXXV 1/28/01	Baltimore 34, NY Giants 7	Tampa	LB Ray Lewis, Baltimore
XXXVI 2/3/02	New England 20, St. Louis 17	New Orleans	QB Tom Brady, New England
XXXVII 1/26/03	Tampa Bay 48, Oakland 21	San Diego	S Dexter Jackson, Tampa Bay
XXXVIII 2/1/04	New England 32, Carolina 29	Houston	QB Tom Brady, New England
XXXIX 2/6/05	New England 24, Philadelphia 21	Jacksonville	WR Deion Branch, New England
XL 2/5/06	Pittsburgh 21, Seattle 10	Detroit	WR Hines Ward, Pittsburgh
XLI 2/4/07	Indianapolis 29, Chicago 17	South Florida	QB Peyton Manning, Indianapolis
XLII 2/3/08	NY Giants 17, New England 14	Glendale	QB Eli Manning, NY Giants
XLIII 2/1/09	Pittsburgh 27, Arizona 23	Tampa	WR Antonio Holmes, Pittsburgh
XLIV 2/7/10	New Orleans 31, Indianapolis 17	South Florida	QB Drew Brees, New Orleans
XLV 2/6/11	Green Bay 31, Pittsburgh 25	North Texas	QB Aaron Rodgers, Green Bay
XLVI 2/5/12	NY Giants 21, New England 17	Indianapolis	QB Eli Manning, NY Giants
XLVII 2/3/13	Baltimore 34, San Francisco 31	New Orleans	QB Joe Flacco, Baltimore
XLVIII 2/2/14	Seattle 43, Denver 8	East Rutherford	LB Malcolm Smith, Seattle
XLIX 2/1/15	New England 28, Seattle 24	Glendale	QB Tom Brady, New England
50 2/7/16	Denver 24, Carolina 10	Santa Clara	LB Von Miller, Denver
LI 2/5/17	New England 34, Atlanta 28 (OT)	Houston	QB Tom Brady, New England
LII 2/4/18	Philadelphia 41, New England 33	Minneapolis	QB Nick Foles, Philadelphia
LIII 2/3/19	New England 13, Los Angeles 3	Atlanta	WR Julian Edelman, New England

FUTURE SUPER BOWLS

LIV 2/2/20	Hard Rock Stadium, Miami Gardens, FL
LV 2/7/21	Raymond James Stadium, Tampa, FL
LVI 2/6/22	LA Stadium at Hollywood Park, Los Angeles, CA

E X T R A P O I N T S

VIKINGS TRAINING CAMP TRADITION

The Minnesota Vikings hold their summer Verizon Vikings Training Camp at Twin Cities Orthopedics Performance Center in Eagan. A new tradition began in 2018, the 1st season the club stayed at home for camp. In 2018, the Vikings welcomed Jacksonville for two days of joint practices prior to their preseason game.



In 2019, the 59th season of Vikings football kicks off with the start of Training Camp on July 26. The team spent 1961-65 on the campus of Bemidji State in northern Minnesota before moving south to Mankato from 1966-2017. The state-of-the-art TCO Performance Center features 4 grass outdoor fields, an indoor field and an artificial surface field at TCO Stadium. The new facility and camp can accommodate 5,000 fans daily.



The Vikings hold training camp at TCO Performance Center (2018-) after spending their summers on the campus of Bemidji State University (1961-65) and Minnesota State University (1966-2017).

MINNESOTA VIKINGS RADIO NETWORK

VOICES OF THE VIKINGS

Entering his 18th season in 2019 as the Vikings radio play-by-play voice is KFAN radio mid-day personality Paul Allen. Joining Allen as the color commentator is former Vikings LB and coach Pete Berlich.

Allen's run started as the Vikings Internet webcast play-by-play voice during the 2000 season and called one Vikings game during the 2001 season. He has become the "Voice of the Vikings."

Berlich returns for his 14th season with the broadcasts in 2019 and brings a decade of NFL experience from the field and sideline. A 7th-round draft pick by the Vikings in 1994, Berlich overcame the odds and played for the team from 1995-2000. A standout special teamer, Berlich parlayed his knowledge of the game into a coaching job with the team from 2002-05.

Joining Allen and Berlich from the sidelines will be former Vikings punter Greg Coleman. Coleman punted for the Vikings from 1978-87 and is the team's all-time leader in punts (721) and punting yards (29,391). He also ranks 2nd in punts inside the 20-yard line (154).

Entering his 4th season as part of the Vikings Radio Network broadcast, former Vikings LB Ben Leber reports on the game from the sideline and joins with a player in the postgame segment. Leber played for the Vikings from 2006-10 and has been a regular contributor to KFAN and VEN.



Greg Coleman, Paul Allen, Pete Berlich and Ben Leber

KFAN-FM (100.3) and KTLK-AM (1130 AM) serve as the flagship stations for the Minnesota Vikings Radio Network, which includes outlets in five states.

MINNESOTA

MARKET	STATION	FREQUENCY
Twin Cities	KFAN-FM	100.3
Twin Cities	KTLK-AM	1130
Ada	KRJB-FM	106.5
Aitkin	KKIN-FM	94.3
Albert Lea	KQPR-FM	96.1
Alexandria	KIKV-FM	100.7
Bagley/Fosston	KKCQ-FM	96.7
Benson	KSCR	
Bemidji	KBUN-AM	1450
Blue Earth	KBWE-FM	98.1
Brainerd	KBLB-FM	93.3
Brainerd	KBLB-AM	1380
Crookston	KROX-AM	1260
Dassel-Hutch	KARP-FM	106.9
Detroit Lakes	KBOT-FM	104.1
Detroit Lakes	KDLM-AM	1340
Duluth	KQDS-FM	92.1
Duluth	KQDS-AM	1490
Ely	WELY-AM	1450
Eveleth	KRBT-AM	1340
Fergus Falls	KBRF-AM	1250
Fergus Falls	KZCR-FM	103.3
Grand Rapids	KMFY-FM	96.9
Glencoe	KGLB-AM	1310
Hibbing	WMNT-AM	650
Int'l Falls	KSDM-FM	104.1
Jackson	KRAQ-FM	105.7
Marshall	KARL-FM	105.1
Mankato	KYSM-AM	1230
Mankato	KXLP-FM	94.1
Morris	KKOK-FM	95.7
New Ulm	KNUJ-FM	107.3
Pine City	WCMP-FM	100.9
Rochester	KRCH-FM	101.7
Rochester	KFAN-AM	1270
Roseau	KKWQ-FM	92.5
Saint Cloud	WJON-AM	1240
Saint Cloud	KXXS-AM	1390
Spring Grove	KQYB-FM	98.3
Thief River	KTRF-AM	1230
Wadena	KKWS-FM	105.9

Waseca	KRUE-AM	1170
Willmar	KWLM-AM	1340
Winona	KWNO-AM	1380
Worthington	KWOA-AM	730

IOWA

Cedar Rapids	WMT-AM	600
Des Moines	KXNO-AM	1460
Mason City	KLKK-FM	103.7
Sioux City	KMNS-AM	620
Spencer	KICD-AM	1240

NORTH DAKOTA

Bismark	KFYR-AM	520
Carrington	KDAK-AM	1600
Devils Lake	KDLR-AM	1240
Dickinson	KLTC-AM	1460
Fargo	KRWK-FM	101.9
Fargo	KVOX-AM	740
Grand Forks	KKXL-AM	1440
Jamestown	KQDS-AM	1400
Minot	KRRZ-AM	1390
Oakes	KDDR-AM	1220
Valley City	KOV-AM	1490
Williston	KEYZ-AM	660

SOUTH DAKOTA

Aberdeen	KSDN-AM	930
Mobridge	KMLD-FM	100.7
Pierre	KPLO-FM	94.5
Sisseton	KBWS-FM	102.9
Sioux Falls	KWSN-AM	1230
Watertown	KPHR-FM	106.3
Yankton	WNAX-AM	570

WISCONSIN

Eau Claire	WMEQ-AM	880
Hayward	WHSM-FA	101.0
LaCrosse	KQYB-FM	98.3
Rice Lake	WKFX-FM	99.1

VIKINGS MEDIA POLICY

INTERVIEW REQUESTS: All interview requests for Minnesota Vikings players, coaches, executives or staff members should be directed to the Public Relations Department. Phone interviews should be arranged at least two days in advance and will be subject to availability. Head Coach Mike Zimmer will hold a press conference the day following games and the Wednesday of a regular game week at Twin Cities Orthopedics Performance Center and will make a weekly conference call to speak with the opposing team's assembled media.

OPEN LOCKER ROOM PERIOD: The Vikings' locker room is open to accredited media during the week at scheduled times. Head Coach Mike Zimmer will address assembled media on Wednesday of a regular game week at TCO Performance Center during this period. Television standups and live shots are prohibited during press conferences. Vikings players with the assistance of Vikings PR staffers. Players and coaches are not available for interviews on Tuesdays, the day before a game or on game day until after the game.

PRACTICE REGULATIONS: The Vikings practices at TCO Performance Center on Wednesday, Thursday and Friday are open through individual drills to accredited media. Practices are open for filming through individual drills.

GAME CREDENTIALS: Credential requests are honored for accredited media on specific assignments and must be made through the Vikings' Public Relations Department. Credentials will not be issued to writers or photographers working on a free-lance basis unless the request is made by a recognized publication or news organization. Season-long credentials are issued in July; game-by-game credentials must be requested at least one week prior to each home game. Game day credentials may be picked up at the media entrance on the southeast side of the stadium starting three hours before kickoff. All credential requests must be sent to Jon Ekstrom (ekstromj@vikings.nfl.net).

PRESS RELEASES: The Vikings' weekly press release may be obtained from the team or on Vikings.com and nflcommunications.com. The team's weekly injury report, which is first released on Wednesday, can also be acquired the same way.

STILL PHOTOGRAPHY: Still photography is not allowed in the locker room at TCO Performance Center or U.S. Bank Stadium at any time.

MEDIA CONTACTS: Media requests can be submitted to the Vikings Public Relations staff

VIKINGS MEDIA SITE: vikings1rmg.com



VIKINGS ENTERTAINMENT NETWORK KEEPS FANS IN THE GAME

Vikings Entertainment Network (VEN) is the umbrella for all Vikings content and entertainment initiatives including Preseason TV, team TV shows, Vikings.com, social media, in-stadium programming as well as the Minnesota Vikings Cheerleaders (MVC), Skol Line Drum Team and Viktor the Viking.

The VEN move into Twin Cities Orthopedics Performance Center and the TCO Studios enables the Vikings to connect with fans like never before, including through a live studio show.

The prime space inside Twin Cities Orthopedics Performance Center provides various settings for different types of content, an expansion of the already robust lineup of offerings from Vikings Entertainment Network and new content.

Vikings Vice President of Content and Production Bryan Harper said that VEN and the Vikings organization are excited about the content opportunities inside the state-of-the-art TCO Studios.

"Vikings fans have consistently engaged with the inside access that VEN strives to provide, and we have a responsibility to continue to meet or exceed their programming demands," Harper said. "With the opening of TCO Studios, we are excited about the new opportunities to deliver meaningful content to our fans."

The TCO Studios 1,750-square-foot main studio space features four scenic arrangements.

1. The main desk is positioned in front of a 3X3 video wall for traditional broadcasts.
2. An informal area for more relaxed content is positioned in front of a 2X2 video wall.
3. A social/interactive area features an 86-inch touchscreen.
4. A stand-up area features three vertical screens that can be combined.

TCO Studios' main space can connect with the auditorium that is used by the Vikings for team meetings by raising an operable acoustic wall. This versatility creates an incredible set-up for the live show and allows TCO Studios to operate as a stage for other special events.

In addition to television programming that continues to be produced in partnership with FOX 9 KMSP and Fox Sports North, Harper said fans can expect an increase in player-centric features, in-season daily streaming content, videos on social media and podcast offerings.



2019 NATIONAL FOOTBALL LEAGUE SCHEDULE

ALL TIMES CENTRAL

* Subject to flex scheduling

PRESEASON

THURSDAY, AUGUST 1, 2019

HALL OF FAME GAME (CANTON, OH)

Denver vs. Atlanta7:00

PRESEASON WEEK 1

THURSDAY, AUGUST 8, 2019

NY Jets at NY Giants6:00
Indianapolis at Buffalo6:00
Tennessee at Philadelphia6:30
New England at Detroit6:30
Atlanta at Miami6:30
Jacksonville at Baltimore6:30
Washington at Cleveland6:30
Houston at Green Bay7:00
Carolina at Chicago7:00
LA Chargers at Arizona9:00
Denver at Seattle9:00

FRIDAY, AUGUST 9, 2019

Tampa Bay at Pittsburgh6:30

Minnesota at New Orleans7:00

SATURDAY, AUGUST 10, 2019

Cincinnati at Kansas City7:00
LA Rams at Oakland7:00
Dallas at San Francisco8:00

PRESEASON WEEK 2

THURSDAY, AUGUST 15, 2019

Philadelphia at Jacksonville6:00
Cincinnati at Washington6:30
NY Jets at Atlanta6:30
Green Bay at Baltimore6:30
Oakland at Arizona7:00

FRIDAY, AUGUST 16, 2019

Buffalo at Carolina6:00
Miami at Tampa Bay6:30
Chicago at NY Giants6:30

SATURDAY, AUGUST 17, 2019

Cleveland at Indianapolis3:00
Dallas at LA Rams (Honolulu)6:00
New England at Tennessee6:00
Kansas City at Pittsburgh6:30
Detroit at Houston7:00

SUNDAY, AUGUST 18, 2019

Seattle at Minnesota7:00
New Orleans at LA Chargers3:00

MONDAY, AUGUST 19, 2019

San Francisco at Denver7:00

PRESEASON WEEK 3

THURSDAY, AUGUST 22, 2019

NY Giants at Cincinnati6:00
Baltimore at Philadelphia6:30
Washington at Atlanta6:30
Carolina at New England6:30
Jacksonville at Miami7:00
Green Bay vs. Oakland (Canada)7:00

FRIDAY, AUGUST 23, 2019

Cleveland at Tampa Bay6:30
Buffalo at Detroit7:00

SATURDAY, AUGUST 24, 2019

Arizona at Minnesota Noon
Houston at Dallas6:00
Chicago at Indianapolis6:00
New Orleans at NY Jets6:30
San Francisco at Kansas City7:00
Denver at LA Rams8:00
Seattle at LA Chargers9:00

SUNDAY, AUGUST 25, 2019

Pittsburgh at Tennessee7:00

PRESEASON WEEK 4

THURSDAY, AUGUST 29, 2019

Minnesota at Buffalo6:00
Pittsburgh at Carolina6:00

Atlanta at Jacksonville6:00
Philadelphia at NY Jets6:00
Indianapolis at Cincinnati6:00
Detroit at Cleveland6:30
Baltimore at Washington6:30
NY Giants at New England6:30
LA Rams at Houston7:00
Tampa Bay at Dallas7:00
Tennessee at Chicago7:00
Kansas City at Green Bay7:00
Miami at New Orleans7:00
Arizona at Denver8:00
LA Chargers at San Francisco9:00
Oakland at Seattle9:00

REGULAR SEASON WEEK 1

THURSDAY, SEPTEMBER 5, 2019

Green Bay at Chicago7:20

SUNDAY, SEPTEMBER 8, 2019

Atlanta at Minnesota Noon
LA Rams at Carolina Noon
Tennessee at Cleveland Noon
Kansas City at Jacksonville Noon
Baltimore at Miami Noon
Buffalo at NY Jets Noon
Washington at Philadelphia Noon
Indianapolis at LA Chargers3:05
Cincinnati at Seattle3:05
Detroit at Arizona3:25
NY Giants at Dallas3:25
San Francisco at Tampa Bay3:25
Pittsburgh at New England7:20
Monday, September 9, 2019
Houston at New Orleans6:10
Denver at Oakland9:20

REGULAR SEASON WEEK 2

THURSDAY, SEPTEMBER 12, 2017

Tampa Bay at Carolina7:20

SUNDAY, SEPTEMBER 15, 2018

Minnesota at Green Bay Noon
Arizona at Baltimore Noon
San Francisco at Cincinnati Noon
LA Chargers at Detroit Noon
Jacksonville at Houston Noon
New England at Miami Noon
Buffalo at NY Giants Noon
Seattle at Pittsburgh Noon
Indianapolis at Tennessee Noon
Dallas at Washington Noon
Kansas City at Oakland3:05
Chicago at Denver3:25
New Orleans at LA Rams3:25
Philadelphia at Atlanta7:20
Monday, September 16, 2019
Cleveland at NY Jets7:15

REGULAR SEASON WEEK 3

THURSDAY, SEPTEMBER 19, 2019

Tennessee at Jacksonville7:20

SUNDAY, SEPTEMBER 22, 2019

Oakland at Minnesota Noon
Cincinnati at Buffalo Noon
Miami at Dallas Noon
Denver at Green Bay Noon
Atlanta at Indianapolis Noon
Baltimore at Kansas City Noon
NY Jets at New England Noon
Detroit at Philadelphia Noon
Carolina at Arizona3:05
NY Giants at Tampa Bay3:05
Houston at LA Chargers3:25
New Orleans at Seattle3:25
Pittsburgh at San Francisco3:25
LA Rams at Cleveland7:20
MONDAY, SEPTEMBER 23, 2019
Chicago at Washington7:15

REGULAR SEASON WEEK 4

THURSDAY, SEPTEMBER 26, 2019

Philadelphia at Green Bay7:20

SUNDAY, SEPTEMBER 29, 2019

Minnesota at Chicago3:25
Tennessee at Atlanta Noon
Cleveland at Baltimore Noon
New England at Buffalo Noon
Kansas City at Detroit Noon
Carolina at Houston Noon
Oakland at Indianapolis Noon
LA Chargers at Miami Noon
Washington at NY Giants Noon
Seattle at Arizona3:05
Tampa Bay at LA Rams3:05
Jacksonville at Denver3:25
Dallas at New Orleans7:20

MONDAY, SEPTEMBER 30, 2019

Cincinnati at Pittsburgh7:15
BYES: xx

REGULAR SEASON WEEK 5

THURSDAY, OCTOBER 3, 2019

LA Rams at Seattle7:20

SUNDAY, OCTOBER 6, 2019

Minnesota at NY Giants Noon
Jacksonville at Carolina Noon
Arizona at Cincinnati Noon
Atlanta at Houston Noon
Tampa Bay at New Orleans Noon
Chicago at Oakland (London) Noon
NY Jets at Philadelphia Noon
Baltimore at Pittsburgh Noon
Buffalo at Tennessee Noon
New England at Washington Noon
Denver at LA Chargers3:05
Green Bay at Dallas3:25
Indianapolis at Kansas City7:20
MONDAY, OCTOBER 7, 2019
Cleveland at San Francisco7:15
BYES: Detroit, Miami

REGULAR SEASON WEEK 6

THURSDAY, OCTOBER 10, 2019

NY Giants at New England7:20

SUNDAY, OCTOBER 13, 2019

Philadelphia at Minnesota Noon
Carolina at Tampa Bay (London) 8:30am
Cincinnati at Baltimore Noon
Seattle at Cleveland Noon
New Orleans at Jacksonville Noon
Houston at Kansas City Noon
Washington at Miami Noon
Atlanta at Arizona3:05
San Francisco at LA Rams3:05
Tennessee at Denver3:25
Dallas at NY Jets3:25
Pittsburgh at LA Chargers7:20
MONDAY, OCTOBER 14, 2019
Detroit at Green Bay7:15
BYES: Buffalo, Chicago, Indianapolis, Oakland

REGULAR SEASON WEEK 7

THURSDAY, OCTOBER 17, 2019

Kansas City at Denver7:20

SUNDAY, OCTOBER 20, 2019

Minnesota at Detroit Noon
LA Rams at Atlanta Noon
Miami at Buffalo Noon
Jacksonville at Cincinnati Noon
Oakland at Green Bay Noon
Houston at Indianapolis Noon
Arizona at NY Giants Noon
San Francisco at Washington Noon
LA Chargers at Tennessee3:05
New Orleans at Chicago3:25

Baltimore at Seattle 3:25
 Philadelphia at Dallas* 7:20
MONDAY, OCTOBER 21, 2019
 New England at NY Jets 7:15
BYES: Carolina, Cleveland, Pittsburgh,
 Tampa Bay

REGULAR SEASON WEEK 8

THURSDAY, OCTOBER 24, 2019

Washington at Minnesota 7:20

SUNDAY, OCTOBER 27, 2019

Cincinnati at LA Rams (London) Noon
 Seattle at Atlanta Noon
 Philadelphia at Buffalo Noon
 LA Chargers at Chicago Noon
 NY Giants at Detroit Noon
 Oakland at Houston Noon
 NY Jets at Jacksonville Noon
 Arizona at New Orleans Noon
 Tampa Bay at Tennessee Noon
 Carolina at San Francisco 3:05
 Denver at Indianapolis 3:25
 Cleveland at New England 3:25
 Green Bay at Kansas City* 7:20
MONDAY, OCTOBER 28, 2019
 Miami at Pittsburgh 7:15
BYES: Baltimore, Dallas

REGULAR SEASON WEEK 9

THURSDAY, OCTOBER 31, 2019

San Francisco at Arizona 7:20

SUNDAY, NOVEMBER 3, 2019

Minnesota at Kansas City Noon
 Houston at Jacksonville (London) 8:30am
 Washington at Buffalo Noon
 Tennessee at Carolina Noon
 NY Jets at Miami Noon
 Chicago at Philadelphia Noon
 Indianapolis at Pittsburgh Noon
 Detroit at Oakland 3:05
 Tampa Bay at Seattle 3:05
 Cleveland at Denver 3:25
 Green Bay at LA Chargers 3:25
 New England at Baltimore* 7:20
MONDAY, NOVEMBER 4, 2019
 Dallas at NY Giants 7:15
BYES: Atlanta, Cincinnati, LA Rams,
 New Orleans

REGULAR SEASON WEEK 10

THURSDAY, NOVEMBER 7, 2019

LA Chargers at Oakland 7:20

SUNDAY, NOVEMBER 10, 2019

Detroit at Chicago Noon
 Baltimore at Cincinnati Noon
 Buffalo at Cleveland Noon
 Carolina at Green Bay Noon
 Atlanta at New Orleans Noon
 NY Giants at NY Jets Noon
 Arizona at Tampa Bay Noon
 Kansas City at Tennessee Noon
 Miami at Indianapolis 3:05
 LA Rams at Pittsburgh 3:25
Minnesota at Dallas* 7:20
MONDAY, NOVEMBER 11, 2019
 Seattle at San Francisco 7:15
BYES: Denver, Houston, Jacksonville,
 New England, Philadelphia, Washington

REGULAR SEASON WEEK 11

THURSDAY, NOVEMBER 14, 2019

Pittsburgh at Cleveland 7:20

SUNDAY, NOVEMBER 17, 2019

Denver at Minnesota Noon
 Houston at Baltimore Noon
 Atlanta at Carolina Noon
 Dallas at Detroit Noon
 Jacksonville at Indianapolis Noon

Buffalo at Miami Noon
 New Orleans at Tampa Bay Noon
 NY Jets at Washington Noon
 Arizona at San Francisco 3:05
 Cincinnati at Oakland 3:25
 New England at Philadelphia 3:25
 Chicago at LA Rams* 7:20

MONDAY, NOVEMBER 18, 2019

Kansas City at LA Chargers (Mexico City) ... 7:15

BYES: Green Bay, NY Giants, Seattle,
 Tennessee

REGULAR SEASON WEEK 12

THURSDAY, NOVEMBER 21, 2019

Indianapolis at Houston 7:20

SUNDAY, NOVEMBER 24, 2019

Tampa Bay at Atlanta Noon
 Denver at Buffalo Noon
 NY Giants at Chicago Noon
 Pittsburgh at Cincinnati Noon
 Miami at Cleveland Noon
 Carolina at New Orleans Noon
 Oakland at NY Jets Noon
 Detroit at Washington Noon
 Jacksonville at Tennessee 3:05
 Dallas at New England 3:25
 Green Bay at San Francisco 3:25
 Seattle at Philadelphia 7:20

MONDAY, NOVEMBER 25, 2019

Baltimore at LA Rams 7:15

BYES: Minnesota, Arizona, Kansas City,
 LA Chargers

REGULAR SEASON WEEK 13

THURSDAY, NOVEMBER 28, 2019

Chicago at Detroit 11:30

Buffalo at Dallas 3:30

New Orleans at Atlanta 7:20

SUNDAY, DECEMBER 1, 2019

San Francisco at Baltimore Noon
 Washington at Carolina Noon
 NY Jets at Cincinnati Noon
 Tennessee at Indianapolis Noon
 Tampa Bay at Jacksonville Noon
 Oakland at Kansas City Noon
 Philadelphia at Miami Noon
 Green Bay at NY Giants Noon
 LA Rams at Arizona 3:05
 LA Chargers at Denver 3:25
 Cleveland at Pittsburgh 3:25
 New England at Tampa Bay* 7:20

MONDAY, DECEMBER 2, 2019

Minnesota at Seattle 7:15

REGULAR SEASON WEEK 14

THURSDAY, DECEMBER 5, 2019

Dallas at Chicago 7:20

SUNDAY, DECEMBER 8, 2019

Detroit at Minnesota Noon
 Carolina at Atlanta Noon
 Baltimore at Buffalo Noon
 Cincinnati at Cleveland Noon
 Washington at Green Bay Noon
 Denver at Houston Noon
 San Francisco at New Orleans Noon
 Miami at NY Jets Noon
 Indianapolis at Tampa Bay Noon
 LA Chargers at Jacksonville 3:05
 Pittsburgh at Arizona 3:25
 Kansas City at New England 3:25
 Tennessee at Oakland 3:25
 Seattle at LA Rams* 7:20
MONDAY, DECEMBER 9, 2019
 NY Giants at Philadelphia 7:15

REGULAR SEASON WEEK 15

THURSDAY, DECEMBER 12, 2019

NY Jets at Baltimore 7:20

SUNDAY, DECEMBER 15, 2019

Seattle at Carolina Noon
 New England at Cincinnati Noon
 Tampa Bay at Detroit Noon
 Chicago at Green Bay Noon
 Denver at Kansas City Noon
 Miami at NY Giants Noon
 Buffalo at Pittsburgh Noon
 Houston at Tennessee Noon
 Philadelphia at Washington Noon
 Cleveland at Arizona 3:05
 Jacksonville at Oakland 3:05
 LA Rams at Dallas 3:25
 Atlanta at San Francisco 3:25
Minnesota at LA Chargers 7:20
SUNDAY, DECEMBER 16, 2019
 Indianapolis at New Orleans 7:15

REGULAR SEASON WEEK 16

SATURDAY, DECEMBER 21, 2019

Detroit at Denver Day/Time TBA
 Oakland at LA Chargers... Day/Time TBA
 Buffalo at New England... Day/Time TBA
 LA Rams at San Francisco... Day/Time TBA
 Houston at Tampa Bay... Day/Time TBA

SUNDAY, DECEMBER 22, 2019

Jacksonville at Atlanta Noon
 Baltimore at Cleveland Noon
 Carolina at Indianapolis Noon
 Cincinnati at Miami Noon
 Pittsburgh at NY Jets Noon
 New Orleans at Tennessee Noon
 NY Giants at Washington Noon
 Dallas at Philadelphia 3:25
 Arizona at Seattle 3:25
 Kansas City at Chicago* 7:20

MONDAY, DECEMBER 23, 2019

Green Bay at Minnesota 7:15

REGULAR SEASON WEEK 17

SUNDAY, DECEMBER 29, 2019

Chicago at Minnesota Noon
 Pittsburgh at Baltimore Noon
 NY Jets at Buffalo Noon
 New Orleans at Carolina Noon
 Cleveland at Cincinnati Noon
 Washington at Dallas Noon
 Green Bay at Detroit Noon
 Tennessee at Houston Noon
 Indianapolis at Jacksonville Noon
 LA Chargers at Kansas City Noon
 Miami at New England Noon
 Philadelphia at NY Giants Noon
 Atlanta at Tampa Bay Noon
 Oakland at Denver 3:25
 Arizona at LA Rams 3:25
 San Francisco at Seattle 3:25

PLAYOFFS

SAT./SUN. JANUARY 4-5, 2020
AFC/NFC WILD CARD PLAYOFFS

SAT./SUN. JANUARY 11-12, 2020
AFC/NFC DIVISIONAL PLAYOFFS

SUNDAY, JANUARY 19, 2020
AFC/NFC CHAMPIONSHIP GAMES

SUNDAY, FEBRUARY 2, 2020
SUPER BOWL LIV, MIAMI

GJALLARHORN SOUNDERS

2007	NAME	GAME	DESCRIPTION
	Hub Meeds	8/10 - Rams	Legendary Vikings Mascot
	TJ Johnson	8/30 - Cowboys	Gjallarhorn Creator
	Rick Kraft	9/9 - Falcons	Citizen Responder to I-35 Bridge Collapse
	Chuck Foreman	9/30 - Packers	Vikings Ring of Honor RB
	Bud Grant	10/28 - Eagles	Vikings Pro Football Hall of Fame Coach
	Jerry Burns	11/4 - Chargers	Vikings Ring of Honor coach
	Carl Eller	11/18 - Raiders	Vikings Pro Football Hall of Fame DE
	John Kriesel	12/2 - Lions	Honored War Veteran
	Mark Parrish	12/17 - Bears	Wild All-Star Right Wing
	Joe Mauer	12/23 - Redskins	Twins All-Star Catcher
2008			
	Dennis Kosloski	8/8 - Seahawks	Olympic Medalist - Wrestling
	Ron Stolski	8/23 - Steelers	Brainerd High School Football Coach
	Heath Farwell	9/14 - Colts	Vikings Linebacker
	Robert Griffith	9/21 - Panthers	Vikings Safety
	Eric Hilgenberg	10/12 - Lions	Son of Former Vikings Linebacker
	Mardy Fish	11/2 - Texans	International Tennis Pro
	Shawn Johnson	11/9 - Packers	Olympic Gold Medalist - Gymnastics
	John Randle	11/30 - Bears	Vikings Pro Football Hall of Fame DT
	Paul Krause	12/21 - Falcons	Vikings Pro Football Hall of Fame S and NFL record holder with 81 interceptions
	Syd Davy	12/28 - Giants	Representing Vikings Fans
	Robert Smith	1/4 - Eagles	Vikings Running Back
2009			
	Irv Cross	8/21 - Chiefs	Former Sportscenter and NFL Player
	Rufus Bess	9/4 - Cowboys	Vikings Cornerback
	Jim Marshall	9/27 - 49ers	Vikings Ring of Honor DE
	Randall McDaniel	10/5 - Packers	Vikings Pro Football Hall of Fame G
	Brock Lesnar	10/18 - Ravens	UFC Heavyweight Champion / Gopher
	Capt. Dustin Snare	11/15 - Lions	MN National Guard Soldier / Live from Iraq
	Tom Kelly	11/22 - Seahawks	Twins Manager
	Scott Studwell	11/29 - Bears	Vikings Ring of Honor Member
	Mick Tingelhoff	12/13 - Bengals	Vikings Center and Pro Football Hall of Famer
	Neal Broten	1/3 - Giants	Hockey Legend / Olympic Gold Medalist
	Joe Kapp	1/17 - Cowboys	Vikings Quarterback
2010			
	Stu Voigt	8/28 - Seahawks	Former Vikings Tight End
	Greg Coleman	9/2 - Broncos	Vikings Punter
	Gene Washington	9/19 - Dolphins	Vikings Wide Receiver
	Mike Morris	9/26 - Lions	Vikings Long Snapper
	Michael Cuddyer	10/17 - Cowboys	Twins First Baseman
	Sidney Rice	11/7 - Cardinals	Vikings Wide Receiver
	Fred Zamberletti	11/21 - Packers	Vikings Trainer and Ring of Honor member
	Jeff Siemon	12/5 - Bills	Vikings Linebacker
2011			
	Rich Frahm	8/27 - Cowboys	Local 512 / Dome Roof Repair
	JT Brown	9/1 - Texans	Frozen Four MVP / U of M Duluth
	Mona Dohman	9/18 - Buccaneers	Minnesota Public Safety Commissioner
	Fred Cox	9/25 - Lions	Vikings Kicker
	Tubby Smith	10/9 - Cardinals	Gopher Basketball Coach
	Chris Doleman	10/23 - Packers	Vikings Pro Football Hall of Fame DE
	Paul "Krusher" Kowalski	11/20 - Raiders	Minnesota U.S. Navy World War II Veteran / Pro Wrestling Icon
	Paul Molitor	12/4 - Brewers	St. Paul Native / Baseball Hall of Famer
	Kevin Love	12/18 - Saints	Minnesota Timberwolves All-Star
	Butch Clayman	1/1 - Bears	Representing Vikings Fans
2012			
	Jack Jablonski	8/17 - Bills	Inspirational Injured Hockey Player
	Ted Brown	8/24 - Chargers	Vikings Running Back
	Larry Spooner	9/9 - Jaguars	Representing Vikings Fans Stadium Push
	Josh Duhamel	9/23 - 49ers	Hollywood Actor / Vikings Fan
	Flip Saunders	10/7 - Titans	NBA Coach / Gopher Alumni
	Juan Berenguer	10/21 - Cardinals	Minnesota Twins Pitcher
	Matt Blair	10/25 - Buccaneers	Vikings Ring of Honor LB
	Betty Wall Strohfus	11/11 - Lions	Female World War II Aviator
	John Gagliardi	12/9 - Bears	St. Johns University Football Coach
	Nicholas David	12/30 - Packers	Finalist on The Voice / Minnesota Native
2013			
	LeRoy Bendickson	8/9 - Texans	Vikings Season Ticket Holder / Activist
	Rickey Young	8/29 - Titans	Vikings Running Back
	Hubert H. Humphrey IV	9/22 - Browns	Grandson of Hubert H. Humphrey
	David Haye	9/29 - Steelers	British Professional Boxer
	Lindsay Whalen	10/13 - Panthers	Lynx All-Star / Gopher Alumni / Olympian
	Joey Browner	10/27 - Packers	Vikings Safety and Ring of Honor member
	Cris Carter	11/7 - Redskins	Vikings Pro Football Hall of Fame WR
	Jerry Reichow	12/1 - Bears	Vikings Player Personnel
	Daunte Culpepper	12/15 - Eagles	Vikings Quarterback
	Bud Grant	12/29 - Lions	Vikings HOF Coach
2014			
	SSG Patrick Loch	8/8 - Raiders	Minnesota Army National Guard
	Derrick Langeslay	8/16 - Cardinals	New Stadium Construction Worker
	Milt Sunde	9/14 - Patriots	Gopher & Vikings Guard
	Rash Lavine	9/28 - Falcons	Minnesota Timberwolves Guard
	Rose Murphy	10/12 - Browns	Breast Cancer Survivor / Mother of Teddy Bridgewater
	Tyrene Carter	11/2 - Redskins	Gopher & Vikings Safety
	SGT Tom Block	11/23 - Packers	United States Army Ranger
	Gary Larsen	11/30 - Panthers	Vikings Defensive Tackle
	Jerry Kill	12/7 - Jets	University of Minnesota Head Football Coach
	Bryan Obadizinski	12/28 - Bears	Longtime Vikings Fan
2015			
	Phil Housley	8/15 - Buccaneers	NHL Hall of Famer from St. Paul, Minnesota
	Maddy Greenway	8/22 - Raiders	Daughter of Vikings LB Chad Greenway
	Alan Page	9/20 - Lions	Vikings Hall of Fame DT, MN Supreme Court Justice
	Fran Tarkenton	9/27 - Chargers	Vikings Hall of Fame QB
	Minnesota Lynx	10/18 - Chiefs	The 2015 WNBA Champions
	Eric Marts	11/8 - Rams	Army Master Sergeant, 34th Infantry Division
	Devan Dubnyk	11/22 - Packers	Minnesota Wild Goalie
	Phil Loadholt	12/6 - Seahawks	Vikings Tackle
	Sid Hartman	12/20 - Bears	Twins Cities media icon
	Eric Kaler	12/27 - Giants	University of Minnesota President
	Rhett Ellison	1/10 - Seahawks	Vikings Tight End

GJALLARHORN SOUNDERS

2016		
NAME	GAME	DESCRIPTION
David Plummer	8/28 - Chargers	Olympic medalist and former Gophers swimmer
Dave Mansell	9/1 - Rams	Mortenson Construction General Superintendent on U.S. Bank Stadium
Bud Grant	9/18 - Packers	Former Vikings head coach and Pro Football HOFer
Randy Moss	10/3 - Giants	Former Vikings WR & ESPN analyst
Tommy Kramer	10/9 - Texans	Former Vikings QB
Richard Nash	11/6 - Lions	Adjutant General of Minnesota National Guard
Pete Bercich	11/20 - Cardinals	Former Vikings LB, coach and Vikings Radio Network analyst
Ron Vary	12/1 - Cowboys	Former Vikings OT and Pro Football HOFer
Carl Lee	12/18 - Colts	Former Vikings CB
Erik Haula	1/1/17 - Bears	Minnesota Wild center
2017		
NAME	GAME	DESCRIPTION
E.J. Henderson	8/27 - 49ers	Former Vikings LB and Vikings Youth Football Manager
Mark Sharockman	8/31 - Dolphins	Son of late Vikings CB Ed Sharockman
Randy Moss	9/11 - Saints	Former Vikings WR and Vikings Ring of Honor inductee
P.J. Fleck	9/24 - Buccaneers	University of Minnesota head football coach
Ahmad Rashad	10/1 - Lions	Former Vikings WR and Vikings Ring of Honor inductee
Hafþor Björnsson	10/15 - Packers	Professional strongman and actor plays 'Mountain' on Game of Thrones
Curtis Axel	10/22 - Ravens	Star of World Wrestling Entertainment and Minnesota native
John Jensen	11/19 - Rams	Major General of Minnesota National Guard
Robert J. O'Neill	12/17 - Bengals	Member of SEAL Team 6
Joseph Votel	12/31 - Bears	United States Army 4-star General
John Randle	1/14/18 - Saints	Pro Football Hall of Famer and Vikings Ring of Honor member
2018		
NAME	GAME	DESCRIPTION
Joe Berger	8/18 - Jaguars	Former Vikings C/G
Ryan Dungey	8/24 - Seahawks	Motocross/Supercross champion and Belle Plaine, MN native
Todd Steussie	9/9 - 49ers	Former Vikings Pro Bowl T and member of 1998 team being honored
Zach Green	9/23 - Bills	Son of the late Dennis Green on his Ring of Honor induction day
Chris Doleman	10/14 - Cardinals	Pro Football HOF, Ring of Honor DE battling Glioblastoma
Jessie Diggins	10/28 - Saints	Olympic gold medalist cross country skier and Afton, MN native
Antoine Winfield	11/11 - Lions	Former Vikings Pro Bowl CB
Olympic Curling Team	11/25 - Packers	2018 Men's gold medal curlers (John Shuster, Tyler George, John Landsteiner, Joe Polo)
Kent Hrbek	12/16 - Dolphins	Former Twins All-Star 1B, World Series champion and Bloomington, MN native
Brad Johnson	12/30 - Bears	Former Vikings QB



THE VIKINGS GJALLARHORN TRADITION

In Norse myth, the god Heimdallr serves as watchman for the other Gods. He sits by the bridge over the river Gjöll at the end of the world. If hostile giants approach the bridge, Heimdallr sounds his horn. At the final battle in Norse mythology, the Ragnarok, Heimdallr will sound a mighty blast on the Gjallarhorn to awaken the other Gods. It is from this the Minnesota Vikings have found use of the Gjallarhorn prior to their battles on the football field.

Shown: Olympic gold medalist Jessie Diggins did the honors before the New Orleans game in 2018.

IN MEMORIAM


The Vikings family suffered heartbreaking losses in 2018 and 2019 from some of the franchise cornerstones - individuals who left their marks on the team and community and have a permanent place in the memories of the Vikings, their loved ones and their fans.



Bill Brown



John Michels



Fred Zamberletti



Grady Alderman



Eric Moss



Bobby Walden




Keith Nord



Tony Sparano



Jack Patera



Wade Wilson

NOTES



TWIN CITIES ORTHOPEDICS PERFORMANCE CENTER



2019 MINNESOTA VIKINGS SCHEDULE

PRESEASON

DAY	DATE	OPPONENT	TIME (CT)	TELEVISION	RADIO
Fri	Aug. 9	at New Orleans Saints	7:00	FOX 9	KFAN/KTLK
Sun	Aug. 18	Seattle Seahawks	7:00	FOX	KFAN/KTLK
Sat	Aug. 24	Arizona Cardinals	Noon	FOX 9	KFAN/KTLK
Thu	Aug. 29	at Buffalo Bills	6:30	FOX 9	KFAN/KTLK

REGULAR SEASON

DAY	DATE	OPPONENT	TIME (CT)	TELEVISION	RADIO
Sun	Sept. 8	Atlanta Falcons	noon	FOX	KFAN / KTLK
Sun	Sept. 15	at Green Bay Packers	noon	FOX	KFAN / KTLK
Sun	Sept. 22	Oakland Raiders	noon	FOX	KFAN / KTLK
Sun	Sept. 29	at Chicago Bears	3:25	CBS	KFAN / KTLK
Sun	Oct. 6	at New York Giants	noon	FOX	KFAN / KTLK
Sun	Oct. 13	Philadelphia Eagles	noon	FOX	KFAN / KTLK
Sun	Oct. 20	at Detroit Lions	noon*	FOX	KFAN / KTLK
Thurs	Oct. 24	Washington Redskins	7:20	NFLN	KFAN / KTLK
Sun	Nov. 3	at Kansas City Chiefs	noon*	FOX	KFAN / KTLK
Sun	Nov. 10	at Dallas Cowboys	7:20*	NBC	KFAN/ KTLK
Sun	Nov. 17	Denver Broncos	noon*	CBS	KFAN / KTLK
Sun	Nov. 24	BYE WEEK			KFAN / KTLK
Mon	Dec. 2	at Seattle Seahawks	7:15	ESPN	KFAN / KTLK
Sun	Dec. 8	Detroit Lions	noon*	FOX	KFAN / KTLK
Sun	Dec. 15	at Los Angeles Chargers	7:20*	NBC	KFAN / KTLK
Mon	Dec. 23	Green Bay Packers	7:15	ESPN	KFAN / KTLK
Sun	Dec. 29	Chicago Bears	noon*	FOX	KFAN / KTLK

**Subject to flex scheduling*

Wild Card Playoff Games // January 4-5

Divisional Playoff Games // January 11-12

Conference Championship Games // January 19

Super Bowl LIV, Hard Rock Stadium, Miami Gardens, FL // February 2

Lite®



GREAT TASTE. ONLY 96 CALS.
SKOL VIKINGS!



**OFFICIAL BEER SPONSOR
OF THE MINNESOTA VIKINGS**

CELEBRATE RESPONSIBLY®

©2018 MILLER BREWING CO., MILWAUKEE, WI • BEER
Per 12 oz.: 96 cals, 3.2g carbs, <1g protein, 0g fat

HUDDLE FOR 100



PRESENTED BY **usbank**

IN HONOR OF THE NFL'S 100TH SEASON,
THE VIKINGS AND U.S. BANK ARE INVITING YOU –
OUR FANS – TO JOIN US IN A HUDDLE FOR 100!

GOAL: Donate 100 million minutes of time across the league

HOW: Each fan is encouraged to donate 100 minutes of time
to a cause that's important to you! Share what you are doing
using #VikingsHuddlefor100 and #Sweepstakes for a chance to
win prizes including game tickets, team gear and more



VISIT [VIKINGS.COM/HUDDLEFOR100](https://vikings.com/huddlefor100) FOR MORE INFORMATION!