



patriots 1973 media guide



A MESSAGE TO THE PATRIOTS' WOMEN FANS . . . from COLD POWER

When it comes to taking care of today's sports clothes . . . yours, his, the whole family's . . . it's the **POWER** that counts.

That's why new **COLD POWER** is specially formulated to do the whole wash in whatever water temperature you prefer . . . all the way down to cold!

Today's garment manufacturers recommend it for clothes that look cleaner — longer.

Remember — like the **NEW ENGLAND PATRIOTS** it's the **POWER** that counts!



THE PATRIOTS

WILLIAM H. SULLIVAN, JR.
PRESIDENT



500 NEWPORT AVE.
DORCHESTER, MASS. 02122
PHONE: 617-288-1100

Ladies and Gentlemen of the Media:

The publication of another media guide affords me an opportunity to express a personal word of gratitude and appreciation to all members of the "Fourth Estate", locally and on a national level, for the professional manner in which they have covered the exploits of the New England Patriots.

We, the Patriots family, are always fully cognizant of the role the media has played in the development of professional football in this area and around the country. In a word, your contribution has been "monumental".

The past has been filled with great things for the Patriots and the entire National Football League. We are looking to the future, and particularly the 1973 season, with visions of bigger and better things.

On behalf of the Board of Directors and all members of the Patriots organization, may I take this opportunity to thank each of you for the encouragement and assistance extended in our direction as we strive to become the best franchise in the NFL. Under the leadership of our new General Manager and Head Coach, Chuck Fairbanks, we are all extremely optimistic of reaching this goal in the very near future.

Sincerely,

WILLIAM H. SULLIVAN, JR.



In Memorium

JOSEPH E. SULLIVAN

March 18, 1895 — August 15, 1972



This guide is dedicated to the memory of "Uncle Joe" who was one of the club's co-founders and who took great pride in supervising the printing of every Patriots publication and his association with pro football.

New England Patriots 1973 Schedule

PRE-SEASON GAMES

| | |
|-------------|---|
| July 28 | vs. San Francisco 49ers at Canton, Ohio, 4 p.m. |
| August 5 | vs. Oakland Raiders at Schaefer Stadium, 8:30 p.m. |
| August 12 | vs. New York Giants at Schaefer Stadium, 8 p.m. |
| August 18 | vs. Atlanta Falcons at Atlanta Stadium, 8 p.m. |
| August 25 | vs. New Orleans Saints at Tulane Stadium, 8 p.m. |
| September 2 | vs. Washington Redskins at Schaefer Stadium, 8:30 p.m. |
| September 7 | vs. Detroit Lions at Tiger Stadium, 8 p.m. |

REGULAR SEASON GAMES

| | |
|--------------|--|
| September 16 | vs. Buffalo Bills at Schaefer Stadium, 1 p.m. |
| September 23 | vs. Kansas City Chiefs at Schaefer Stadium, 1 p.m. |
| September 30 | vs. Miami Dolphins at Orange Bowl, 1 p.m. |
| October 7 | vs. Baltimore Colts at Schaefer Stadium, 1 p.m. |
| October 14 | vs. New York Jets at Shea Stadium, 1 p.m. |
| October 21 | vs. Chicago Bears at Soldier Field, 1 p.m. |
| October 28 | vs. Miami Dolphins at Schaefer Stadium, 1 p.m. |
| November 4 | vs. Philadelphia Eagles at Veterans Stadium, 1 p.m. |
| November 11 | vs. New York Jets at Schaefer Stadium, 1 p.m. |
| November 18 | vs. Green Bay Packers at Schaefer Stadium, 1 p.m. |
| November 25 | vs. Houston Oilers at the Astrodome, 1 p.m. |
| December 2 | vs. San Diego Chargers at Schaefer Stadium, 1 p.m. |
| December 9 | vs. Buffalo Bills at Buffalo Stadium, 1 p.m. |
| December 16 | vs. Baltimore Colts at Memorial Stadium, 2 p.m. |

Note: All times local.

TABLE OF CONTENTS

| Item | Page |
|-----------------------------------|-------------|
| 1973 Season: | |
| NFL pre-season schedule | 112 and 113 |
| NFL regular season schedule | 114 to 116 |
| Patriots schedule | 2 |
| 1972 Season: | |
| Final individual statistics | 77 and 78 |
| Final team statistics | 77 |
| One game superlatives | 79 |
| Review, game-by-game | 73 to 75 |
| Attendance, year-by-year | 72 |
| Awards: | |
| All-Pro | 81 |
| 1776 Club | 63 |
| Foxboro Jaycees | 63 |
| Gillooly Award | 108 |
| Sargent Trophy | 108 |
| Biographies: | |
| Assistant Coaches | 10 to 12 |
| Draft choices | 36 to 42 |
| Free agents, first year Patriots | 43 to 46 |
| Fairbanks, Chuck | 9 |
| Owners-Directors | 6 to 8 |
| Personnel, administrative | 13 to 15 |
| Sullivan, William H., Jr. | 5 |
| Veterans | 17 to 35 |
| Club Directory | 4 |
| Coaches: | |
| All-time list | 62 |
| Head, won-and-lost records | 92 |
| Draft choices, 1960 to date | 82 to 85 |
| Future Schedule, 1974-78 | 15 |
| Historical Highlights | 47 to 50 |
| Hotels on the road | 12 |
| League standings, 1960 to date | 90 to 92 |
| Media information | 13 |
| NFL directory of personnel | 117 to 119 |
| Opponents: | |
| Pre-season | 51 to 53 |
| Regular season: | |
| Baltimore | 58 |
| Buffalo | 55 |
| Chicago | 62 |
| Green Bay | 64 |
| Houston | 65 |
| Kansas City | 56 |
| Miami | 57 |
| New York Jets | 59 |
| Philadelphia | 63 |
| San Diego | 66 |
| Radio-Television: | |
| Broadcasters, radio | 60 |
| Radio network | 113 |
| TV Highlight Program | 58 |
| Records: | |
| Club, all-time | 93 to 107 |
| Department leaders, year-by-year | 79 to 81 |
| Schaefer Stadium | 110 and 111 |
| Scoring, individual (all-time) | 89 and 90 |
| 100-yard rushing games | 34 |
| 300-yard passing games | 119 |
| Results vs. All opponents: | |
| Pre-season, year-by-year | 53 and 54 |
| Pre-season, totals | 54 |
| Regular season, year-by-year | 67 to 70 |
| Regular season, by club | 71 and 72 |
| Regular season, totals | 70 |
| Rosters: | |
| All-time Patriots | 86 to 89 |
| Defense, training camp | 60 |
| Offense, training camp | 61 |
| Colleges supplying Patriots | 85 |
| Scoring, team (home and away) | 70 |
| Scouting Department | 16 |
| Waiver, roster rules | 120 |
| Won-lost, home and away | 70 |

Patriots Club Directory

Address: Schaefer Stadium, Route One
Foxboro, Mass. 02035

Telephone: All personnel (617) 543-7911 or 361-8500
Ticket office (617) 262-1776

President — William H. Sullivan, Jr.

General Manager — Chuck Fairbanks

BOARD OF DIRECTORS

| | |
|--------------------------|--|
| Bernard R. Baldwin | George "Lee" Sargent, Jr.* (Treasurer) |
| Forrester A. "Tim" Clark | Mrs. Hester Sargent |
| Dr. John Knowles | Paul Sonnabend* |
| Daniel F. Marr, Jr.* | Charles W. Sullivan |
| Robert Marr | Walter T. Sullivan |
| David H. McConnell* | William H. Sullivan, Jr. (President) |
| Charles Mulcahy, Jr. | Philip Turner (Assistant Treasurer) |
| Charles J. Richardson | Robert C. Wetenhall |

*also Vice-Presidents

EXECUTIVE COMMITTEE: Daniel F. Marr, Jr., Charles Mulcahy, Jr., George "Lee" Sargent, Jr., Walter T. Sullivan, William H. Sullivan, Jr.

GENERAL COUNSEL: William Finucane.

ADMINISTRATIVE STAFF

| | |
|---|--------------------------|
| General Manager | Chuck Fairbanks |
| Assistant General Manager | Peter Hadhazy |
| Administrative Assistant to Head Coach | Phil Bengtson |
| Director of Player Personnel | Frank "Bucko" Kilroy |
| Director of Public Relations | Pat Horne |
| Assistant Director of Public Relations | Denny Lynch |
| Business Manager | Herman Bruce |
| Ticket Manager | John Fitzgerald |
| Stadium Manager | Dan Marcotte |
| Team Physician | Joseph A. Dorgan, M. D. |
| Internal Medicine | Herbert P. Minkle, M. D. |
| Internal Medicine | John B. Cadigan, M. D. |
| Trainer | Tom Healion |
| Equipment Manager | George Luongo |
| Program Advertising Manager | Mike Chamberlain |
| Personnel Assistant | Tom Boisture |
| Personnel Assistant | Mike Hickey |
| Personnel Assistant | Dick Steinberg |
| Personnel Assistant | John Festa |
| Personnel Assistant | George McGuane, Jr. |
| Assistant Ticket Manager | Ralph Hartke |
| Assistant Ticket Manager | Jimmy DeFranc |
| Team Photographer | Dick Raphael |
| Game Films | Leo Alexander |
| Entertainment Director | Peter Siragusa |
| Administrative Assistant | Dorothea Doherty |
| Secretarial Staff: Sheilagh Duggan (Personnel), Teresa Gough (Business Office), Roberta Hudson (Receptionist), Judith Mahan (Stadium), Cynthia O'Brien (Coaches), Helene Proulx (Public Relations), Aline Pettie (Personnel). | |

COACHING STAFF

| | |
|---------------------|-----------------|
| Head Coach | Chuck Fairbanks |
| Defensive Line | Hank Bullough |
| Offensive Backfield | Ron Erhardt |
| Offensive Line | Red Miller |
| Quarterbacks | Bill Nelsen |
| Receivers | Sam Rutigliano |
| Linebackers | Charlie Sumner |
| Special Teams | Jim Valek |
| Defensive Backfield | Larrye Weaver |

WILLIAM H. SULLIVAN, JR.

PRESIDENT

"Mr. President," as William H. Sullivan, Jr. is known, has had more satisfaction crammed into the past couple of years than most men can hope for in a lifetime. But, this has come to be because Bill Sullivan has been willing — no, anxious — to work harder and give more than most men.

After a decade of trials and tribulations, but never knowing despair nor defeat, recent years have been filled with many successes for "Mr. President." A tribute to his personal magnetism may be drawn from the fact that those who know him will readily agree Bill Sullivan has earned and deserves everything he gets.

Bill's love affair with the Patriots and professional football is producing an abundance of highlights these days: stadium ground-breaking with Commissioner Rozelle and Papa Bear Halas; his oldest son, Charles W., becoming a member of the board of directors, standing with Frank Leahy at the dedication of Schaefer Stadium; seeing a record crowd of 61,457 jammed into the stadium for the Patriots upset win over Miami; declaring the first cash dividend in the club's history; securing the services of Chuck Fairbanks as General Manager and Head Coach . . . and there's more to come.



But, don't get the idea everything has been peaches and cream for this tireless and dedicated worker who has progressed from a humble beginning in Lowell to rank as a top business executive and sports leader.

No sir. When Bill Sullivan faced despair, he smiled; when he was confronted with defeat, he made plans for a new battle that would bring victory; when things seemed impossible, he sought avenues of accomplishment; when the outlook appeared darkest, he looked for the sunshine. And, if "Mr. President" were not this rare type of person, there is absolutely no question the Patriots and professional football would have long since departed from the New England scene.

Bill Sullivan has travelled this course. Now, he looks back, and is fully satisfied that it has been worth the price . . . and he looks to the future with pride and the knowledge that his Patriots are heading towards the top of the NFL pile where he always knew they would be.

OWNERS—DIRECTORS


BERNARD R. BALDWIN



Close to all sports since his playing days at Browne & Nichols and Harvard . . . Navy veteran . . . Nationally known in insurance industry . . . Member of prestigious Lloyd's Tribunal . . . Pres. and Chief Executive of Kaler, Carney, Liffler & Co., Inc. and President of the Frank Gair Macomber, Inc.

FORRESTER A. "TIM" CLARK

Graduate of Harvard University . . . Avid sportsman who retains peak physical condition . . . Has enjoyed a great deal of success in many business ventures including Clark & White Lincoln-Mercury dealership, H.C. Wainwright & Co., the Wildcat Ski area and Mt. Attitash Lift Corp.




DR. JOHN H. KNOWLES




President of the Rockefeller Foundation . . . Formerly Professor of Medicine at Harvard Medical School and General Director of the Massachusetts General Hospital . . . Graduate of Harvard and Washington Univ. Medical Schools . . . Had been Chief of Mass. General's Pulmonary Disease Unit.

DANIEL MARR, JR.

Patriots vice-president and Executive Committee member . . . successor to his late father, Col. Dan Marr, on the board . . . graduate of Wentworth Institute . . . inventor . . . Pres. of Dan Marr & Son Co., officer of construction oriented Marr Companies . . . Treasurer of Col. Daniel Marr Boys Club of Dorchester . . . resident of Milton.




ROBERT MARR



President of Marr Scaffolding Co. and Marr Equipment Corp. . . . Graduate of Notre Dame, past president of ND Club of Boston . . . Pres. of Col. Daniel Marr Boys' Club of Dorchester . . . 1st Lt. in Ancient and Honorable Artillery Company . . . former U.S. Naval officer . . . Past pres. Mass. Building Congress . . . Serves on Fiance Committee.

OWNERS—DIRECTORS

DAVID H. McCONNELL




Partner in the New York based investment firm of McConnell, Wetenhall Co., Inc. . . . Attended the Choate School . . . Entered the U.S. Marine Corps in 1943 . . . Decorated veteran of World War II who subsequently served in Korean Conflict.

CHARLES MULCAHY, JR.

Graduate of Andover Academy, Harvard University and the Harvard Law School . . . In private law practice in Boston . . . Attorney for Trustees of Boston & Maine Railroad . . . Associated with Boston Bruins and Boston Garden for more than 20 years . . . Chairman of NHL owners committee on players relations.



CHARLES J. RICHARDSON




A native of Wakefield and graduate of Boston College . . . Charlie is associated with ARA Services as Regional vice-president of its New England Food Services Division . . . He was previously affiliated with the Waldorf System, Inc. as president from 1954 to 1967 . . . He has been a member of the board since 1967.

MRS. GEORGE SARGENT

Succeeded her late husband, George on the board . . . A Trustee of Tufts University and the Boston Symphony Orchestra . . . Member of Board of Governors of New England Medical Center Hospital, Inc. . . . Affectionately known as Hessie by her host of friends.




LEE SARGENT



Vice president and Treasurer for the Patriots . . . Decorated Marine veteran of the Vietnam War . . . served as ball boy during team's first training camp . . . Standout hockey and baseball player at Harvard . . . top amateur golfer . . . Head football coach and Athletic Director at Noble and Greenough.

OWNERS—DIRECTORS


PAUL SONNABEND



An Alumnus of Cornell . . . Has maintained an active interest in sports since his collegiate days as a stand-out lacrosse player . . . President of the Sonesta International Hotels Corporation . . . Provides very strong leadership for many civic activities . . . Currently serving as a member of the club's Finance Committee.

CHARLES W. SULLIVAN

Attorney with prestigious Wall Street law firm of Sullivan & Cromwell . . . alumnus of Boston College, BC Law School and Harvard Law School . . . served from 1967 to 1969 as court-martial prosecutor for U.S. Army at Ft. Benning, Ga. and in Thailand . . . handles many of club's legal matters . . . associated with the team since its inception.




WALTER T. SULLIVAN




Graduate of Boston College . . . veteran of military service with U.S. Army . . . Printing company executive . . . replaced late father, Joseph E. Sullivan, on the Board . . . Director of St. John's Hospital Mens Guild. . . Chairman of the Board of Annapolis Realty Trust . . . prominent member of BC Alumni Association . . . father of four daughters.

PHIL TURNER

Joined the Patriots board of directors following the untimely death of his father, Edgar Turner, who was one of the club's founders . . . Graduate of Babson Institute . . . Treasurer of 7-Up Bottling Co. of Boston since 1961 . . . Formerly managed Howard Johnson restaurant . . . Serves as club's Assistant Treasurer.



ROBERT C. WETENHALL



A partner in the internationally prominent New York investment firm of McConnell & Wetenhall Co., Inc. . . . Attended Philips Exeter Academy and graduated from Princeton and Columbia Universities . . . His investment holdings along with Mr. McConnell include oil, real estate ranching, airlines, and others.

CHUCK FAIRBANKS

GENERAL MANAGER AND HEAD COACH


Charles Leo "Chuck" Fairbanks, one of the winningest coaches in college football, is making his debut in the NFL this season as the leader of the New England Patriots.

The new head coach, sixth in the line of field bosses in the club's history, comes to the Patriots after having travelled the full cycle in a highly successful coaching career that has spanned nearly two decades.

Coach Fairbanks joins the Patriots with a reputation of being an organizer who promotes the image of oneness among his charges. He strives for solidarity and believes in esprit de corps.

At 40 years of age, he will rank as the second youngest head coach in the National Football League.

Prior to accepting the Patriots twin-posts, a situation he openly views as, "both a challenge and an opportunity," Fairbanks had forged a



fantastic string of accomplishments as the head coach of the mighty Oklahoma Sooners. Over a span of six years his teams compiled a 52-15-1 record including two outright Big 8 Titles and one Co-Championship and a 3-1-1 tally in post-season bowl games, highlighted by last New Year's win over Joe Paterno's Penn State unit. During this period he groomed a dozen Sooners to All-America stature and moulded one Heisman Trophy

winner. Two of his teams were runnersup for the national championship.

Coach Fairbanks was born in Detroit on June 10, 1933 and was educated at Charlevoix (Mich.) High School and Michigan State (51). An all-State end in high school, he played under Biggie Munn with the Spartans 1952 national championship team, the '53 Big Ten champs and the Big Ten champs of 1953 who defeated UCLA in the Rose Bowl. He finished off his collegiate career under Duffy Daugherty and earned a berth in the Blue-Gray all-star classic.

He launched his coaching career in 1955 as a student assistant at Michigan State's spring drills. His first head coaching assignment was at Ishpeming (Mich) High School, 1955-57, and he moved to the collegiate ranks under Frank Kush at Arizona State where he served as defensive backfield coach from 1958-61. From 1962 to 64 he was backfield coach at Houston and in '65 he was named assistant head coach under Bill Yeoman. The following year he became defensive backfield coach at Oklahoma and took over the top post in 1967.



HANK BULLOUGH

Defensive Line

BIRTHDATE — January 24, 1934

BIRTHPLACE — Scranton, Pa.

COLLEGE — Michigan State '55

SEASONS IN COACHING — 14

YEARS WITH PATRIOTS — First

Standout defensive tackle with same Michigan State teams (1952-54) that Chuck Fairbanks played on . . . on 1955 College All-Star team that beat the Browns . . . played offensive guard for Green Bay in '55 and '58 . . . Spartan's defensive coordinator for 11 years before moving into pro ranks . . . spent three seasons with Colts during which he groomed the outstanding linebacker corps and top defense.

ROBERT "RED" MILLER

Offensive Line


BIRTHDATE — October 31, 1927

BIRTHPLACE — Macomb, Illinois

COLLEGE — Western Illinois '50

SEASONS IN COACHING — 23

YEARS WITH PATRIOTS — 1



Western Illinois' MVP three years in a row as top guard . . . spent six years in college coaching ranks before joining Lou Saban's staff with the Boston Patriots in 1960 . . . has coached with Buffalo, Denver, St. Louis and Baltimore before returning to the Patriots . . . with Cardinals and Colts he was also responsible for the running game . . . had developed more than a dozen all-Pros.



RON ERHARDT

Offensive Backfield

BIRTHDATE — February 27, 1932


BIRTHPLACE — Mandan, N. D.

COLLEGE — Jamestown, N. D. '54

SEASONS IN COACHING — 17

YEARS WITH PATRIOTS — First

Played his college football as a quarterback for Jamestown (N.D.) College . . . followed three year hitch in military with seven seasons as high school coach during which he had a 45-9-2 record . . . became defensive chief at North Dakota State in 1963 and head coach in '66 . . . during his term the Bisons posted a record of 61-7-1 . . . he was college division coach of the year four times.



BILL NELSEN

Quarterbacks

BIRTHDATE — January 29, 1941

BIRTHPLACE — Los Angeles, Cal.

COLLEGE — Southern Cal '63

SEASONS IN COACHING — First

YEARS WITH PATRIOTS — First

On the heels of a great playing career at Southern Cal, he was a 10th round choice of the Steelers in 1963 . . . Pittsburgh's starting qb in 1965 . . . traded to Cleveland in '68 and led Browns to big playoff wins over Dallas in '68 and '69 . . . holds three NFL passing records . . . 10 years on the firing line produced 963 completions out of 1905 throws for 14,165 yards and 98 touchdowns.

SAM RUTIGLIANO

Receivers

BIRTHDATE — July 1, 1932

BIRTHPLACE — Brooklyn, N.Y.


COLLEGE — Tulsa '56

SEASONS IN COACHING — 17

YEARS WITH PATRIOTS — 2



A native of Brooklyn and graduate of Tulsa where he spent three seasons as a starting end . . . head coach at three different high schools before joining UConn staff in 1964 . . . Offensive assistant under Lou Saban at Maryland and switched to Denver when latter moved to Broncos . . . joined Patriots in 1971 as offensive coordinator and helped groom Jim Plunkett during his rookie season.



CHARLIE SUMNER

Linebackers

BIRTHDATE — October 19, 1930

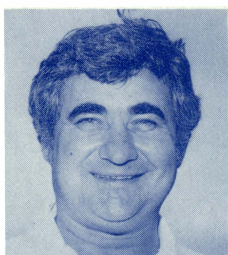
BIRTHPLACE — Radford, Va.

COLLEGE — William & Mary '55

SEASONS IN COACHING — 10

YEARS WITH PATRIOTS — First

Affiliated with pro football for nearly two decades since playing quarterback and halfback for William & Mary . . . won starting defensive backfield job with Bears in rookie season . . . switched to Vikings in expansion . . . coached Oakland secondary for six years before moving to Pittsburgh in 1969 . . . coached defensive backfield (three seasons) and linebackers (one year) for Steelers.



JIM VALEK

Special Teams

BIRTHDATE — February 25, 1928

BIRTHPLACE — Joliet, Illinois

COLLEGE — Illinois '49

SEASONS IN COACHING — 22 YEARS

WITH PATRIOTS — First

Played end under Ray Eliot at Illinois for four seasons . . . launched his coaching career as end coach at Wichita State in 1949 . . . was head man at LaSalle-Peru 1953-58 and assistant at Illinois the next two years before moving on to West Point . . . head coach for the Illini in 1970 . . . moved into the pro ranks as a key member of the Dallas Cowboy scouting department in 1971.

LARRYE WEAVER

Defensive Backfield

BIRTHDATE — Nov. 17, 1931

BIRTHPLACE — Monte Vista, Col.

COLLEGE — Adams State, '61

SEASONS IN COACHING — 9

YEARS WITH PATRIOTS — First



Product of Fullerton Junior College . . . played for the New York Giants while completing education at Adams State, Colorado . . . seven year coaching career had him at North Dakota State, Arizona and UCLA . . . was Tommy Prothro's defensive coordinator with the Bruins and switched to the Los Angeles Rams in 1971 where he produced one of the NFL's best secondary units.

PATRIOTS ROAD HEADQUARTERS

Pre-Season:

| City | Hotel | Telephone |
|-------------|--------------------|------------------|
| Canton | Holiday Inn, North | (216) 494-2770 |
| Atlanta | Marriott | (404) 659-6500 |
| New Orleans | Marriott | (504) 581-1000 |
| Detroit | Ponchartrain | (313) 965-0200 |

Regular season:

| | | |
|--------------|-------------------|----------------|
| Miami | Sonesta Beach | (305) 361-2021 |
| New York | Essex House | (212) 247-0300 |
| Chicago | Palmer House | (312) 726-7500 |
| Philadelphia | Marriott | (215) 667-0200 |
| Houston | Marriott Sheraton | (713) 747-6200 |
| Buffalo | Inn, East Hilton | (716) 681-2400 |
| Baltimore | | (301) 752-1100 |

PETER HADHAZY

Assistant General Manager




Respected young executive in pro football who was named Assistant General Manager under Chuck Fairbanks . . . came to Patriots from NFL headquarters in 1971 where he held key position of Player Personnel Director . . . handles the bulk of contract negotiations . . . Iona College Graduate, Marine veteran.

PHIL BENGTON

Adm. Assistant to Head Coach

Filling new post after joining the Patriots late in 1972 to serve out last five games as interim head coach . . . All-America tackle at Minnesota . . . coaching career dates back to 1934 . . . helped late Vince Lombardi mold great Green Bay teams . . . headed Packers for three seasons.



MEDIA INFORMATION

PAT HORNE

Director of Public Relations




After more than 25 years as a Boston newspaperman assumed control of the club's public relations operation . . . decorated World War II veteran . . . spent eight years covering the Pats for the Record-American . . . member of Pro Football Hall of Fame selection committee . . . one of the co-founders of NE Pro Football Writers Association.

DENNY LYNCH

Assistant Public Relations

Joined Pats in April, 1972 . . . former St. Joseph's College (Phila.) Sports Information Director (1970-72) . . . 1968 graduate of Glassboro (N.J.) State . . . NAIA All-America baseball player in 1967 . . . sportswriter and editor for two N.J. newspapers for seven years . . . served seven years in N.J. National Guard.




Press Credentials

All requests for news, radio and television credentials—writers, sportscasters or photographers—must be made to the Public Relations department no later than noontime on Thursday preceding any home game in order to insure issuance.

HERMAN BRUCE

Business Manager




First Business Manager ever hired by the Patriots . . . came to Patriots from the nationally prominent chemical firm of Hercules, Inc. . . . served as technical sales rep in addition to directing trade shows, conventions and sales meetings . . . handles all travel and housing arrangements on the road.

TOM HEALION


Head Trainer

Second season with the Patriots . . . one of the most respected trainers in the country . . . veteran of Army Medical Corps in Korea . . . first trainer job with Toronto Argonauts in 1954 . . . had stints with Univ. Pittsburgh (1), Northwestern (12) and Indiana (4) . . . trainer for 12 College All-Star teams.



GEORGE LUONGO

Equipment Manager




Entering his fourth year as head equipment manager . . . a native of Winchester . . . helped the Patriots in unofficial capacity for several years before assuming top position . . . former supervisor for a Boston piping contractor . . . in three seasons he has earned a reputation as a top equipment man.

JOHN FITZGERALD


Ticket Manager

An original Patriot . . . after six years in the Navy he joined United Air Lines and rose to become manager of the Boston office . . . first person hired by the club . . . has handled the mountain of ticket problems in calm, orderly fashion . . . handled switch-over to computer programming . . . Top ticket man in the business.



MIKE CHAMBERLAIN

Program Adv. Manager



Entering his third year with the Patriots on a fulltime basis . . . handled many special projects in the past . . . primary responsibility is selling advertising space in the Patriots portion of the informative football magazine, Pro, that is on sale in stadia through the NFL . . . also handles special promotions.

DR. JOSEPH DORGAN

Team Physician

Has been the Patriots "doctor" since the start of the team . . . graduate of Holy Cross and Tufts Medical . . . on the staff of three major hospitals in the Boston area and Chief of Orthopedic Surgery at Malden City Hospital . . . serves team as orthopedic surgeon.



WILLIAM FINUCANE

General Counsel

Has served as the Patriots legal counsel since the inception of the team in 1960 . . . regarded as one of the top attorneys in the area . . . a top law executive who has guided the Patriots through any and all legal problems . . . specialist in pro football . . . has written hundreds of contracts in past 13 years.



PETER SIRAGUSA

Entertainment Director

The Patriots answer to the "Music Man" . . . responsible for halftime entertainment at all home games . . . a native of Belmont . . . Director of Music Education for Boston schools . . . also directs Boston College and Boston Fire Dept. bands . . . among the most talented musicians associated with pro football.



PATRIOTS SCHEDULE 1974-1978

Dates and playing sites are still to be established, but the Patriots opposition has been charted through 1978.

In addition to home-and-home meetings with AFC-Eastern Division rivals Baltimore, Buffalo, Miami and New York Jets, the Patriots can look forward to the following competition:

- 1974: AFC — Cleveland, Pittsburgh, Oakland.
NFC — Minnesota, New York Giants, Los Angeles.
- 1975: AFC — Cincinnati, Houston, San Diego.
NFC — Dallas, St. Louis, San Francisco.
- 1976: AFC — Pittsburgh, Denver, Oakland.
NFC — Detroit, Washington, New Orleans.
- 1977: AFC — Cleveland, Kansas City, San Diego.
NFC — Green Bay, Philadelphia, Atlanta.
- 1978: AFC — Cincinnati, Houston, Denver.
NFC — Chicago, New York Giants, Los Angeles.

THE SCOUTING DEPARTMENT

FRANK "BUCKO" KILROY
Director of Player Personnel



Under the direction of Frank "Bucko" Kilroy the Patriots have made fantastic strides in the area of personnel, or, as they say in the trade, scouting.




BOISTURE



HICKEY



STEINBERG



FESTA

Super scout Bucko came to the Patriots from the highly-respected personnel department of the Dallas Cowboys. With the team entered into the CEPO combine, he continued to beef-up the club's scouting operation with full-time scouts and develop a personnel file on college and pro players that already ranks among the best in the NFL.

Spear-headed by Bucko, the Patriots scouting department is already one of the best in the league. A former Philadelphia Eagle great of 13 years standing, Kilroy is the senior scout in pro football and regarded as an excellent judge of talent.

Tom Boisture and Mike Hickey were the first full-time scouts hired. Dick Steinberg and John Festa have since been added to the team of talent scouts.

Boisture had eight years of college coaching under his belt before joining the Patriots; Hickey is the youngest scout in the NFL at 26 years of age; Steinberg has had seven years of college coaching and scouting; Festa has the monumental job of heading the office administration in addition to scouting work.


There isn't a better informed man in the NFL than Bucko Kilroy who earned all-Pro honors as an offensive guard on three occasions and duplicated this feat as a defensive middle guard during his illustrious playing career.

Bucko and his aides, supported by the CEPO group, are charged with the responsibility of ferreting out the most promising players on the college front. The caliber of young players on the present Patriots roster is proof positive of the scouting department's successes.

VETERANS' BIOGRAPHIES

RON ACKS

Linebacker



BIRTHDATE: 10-3-44
BIRTHPLACE: Herrin, Illinois
ACQUIRED: Via Waivers, 1972
COLLEGE: Univ. of Illinois
HEIGHT: 6-2
WEIGHT: 250
PRO YEAR: 6

PRO CAREER: Drafted 4th by Minnesota in 1966 . . . released by Vikings and signed by Atlanta Falcons in 1968 . . . played four seasons for Falcons . . . earned starting job in '71 . . . acquired by Rams on waivers in off-season . . . waived to Patriots on final pre-season cut of 1972.

COLLEGE CAREER: Earned B.S. in Physical Education from Illinois (1966) . . . played quarterback, halfback and safety . . . All Big Ten honors in senior year . . . played in Blue-Gray and Senior Bowl games.

BOB ADAMS

Tight End



BIRTHDATE: 8-15-46
BIRTHPLACE: Stockton, Calif.
ACQUIRED: Trade, 1973
COLLEGE: Pacific
HEIGHT: 6-2
WEIGHT: 225
PRO YEAR: 4


PRO CAREER: Injuries kept him out entire 1972 season . . . was Steelers starter in '71 after two seasons as special teams standout . . . regarded as an excellent blocker . . . great quickness.

COLLEGE CAREER: Pacific captain in senior year . . . transfer from San Mateo JC . . . honor student who majored in Phys. Ed.

| | | PASS RECEIVING | | | | |
|---------------|--------------|----------------|----|-----|------|----|
| Year | Club | G | No | Yds | Avg | TD |
| 1969 | Pittsburgh | 14 | 6 | 80 | 13.3 | 0 |
| 1970 | Pittsburgh | 14 | 3 | 36 | 12.0 | 0 |
| 1971 | Pittsburgh | 14 | 20 | 160 | 8.0 | 0 |
| 1972 | Did Not Play | | | | | |
| Career Totals | | 42 | 29 | 276 | 9.5 | 0 |

JULIUS ADAMS

Defensive Tackle




BIRTHDATE: 4-26-48
BIRTHPLACE: Macon, Ga.
ACQUIRED: Draft (2nd in 1971)
COLLEGE: Texas Southern
HEIGHT: 6-3
WEIGHT: 257
PRO YEAR: 3

PRO CAREER: "The Jewel" developed into one of the most feared pass rushers in the NFL during his rookie season . . . named to the AFC all-rookie team . . . has played three different positions on defense . . . great pursuit makes him key man on front four.

COLLEGE CAREER: Pats second round draft choice in '71 . . . great collegiate career at Texas Southern . . . four year starter . . . two-time all-Conference choice, little All-American as senior . . . standout in college all-star game.

SAM ADAMS

Guard



BIRTHDATE: 9-20-48

BIRTHPLACE: Jasper, Texas

ACQUIRED: Via Waivers, 1971

COLLEGE: Prairie View

HEIGHT: 6-3

WEIGHT: 252


PRO YEAR: 2

PRO CAREER: Originally drafted by Los Angeles in 1970 . . . joined Patriots prior to '71 season and was on cab squad . . . active for seven games last year and shows great promise.

COLLEGE CAREER: Top performer at Prairie View where he was a three year regular . . . played both guard and tackle.

JOSH ASHTON

Running Back



BIRTHDATE: 8-24-49

BIRTHPLACE: Eagle Lake, Texas

ACQUIRED: Draft, (9th in 1971)

COLLEGE: Tulsa

HEIGHT: 6-1

WEIGHT: 202

PRO YEAR: 2

PRO CAREER: Patriots ninth round choice in '71 who played one campaign with BC Lions . . . great speed and potent outside threat . . . Patriots top ground-gainer in '72 . . . capable receiver . . . club's top rookie star last year.

COLLEGE CAREER: Outstanding career at Tulsa . . . leading rusher for two seasons with 1536 to his credit . . . had 29 receptions for 367 yards.

RUSHING

| Year | Club | G | Att | Yds | Avg | TD |
|------|----------|----|-----|-----|-----|----|
| 1972 | Patriots | 14 | 128 | 546 | 4.3 | 3 |

PASS RECEIVING


| Year | Club | G | No | Yds | Avg | TD |
|------|----------|---|----|-----|-----|----|
| 1972 | Patriots | | 22 | 207 | 9.4 | 1 |

KICKOFF RETURNS

| Year | Club | No | Yds | Avg | TD |
|------|----------|----|-----|------|----|
| 1972 | Patriots | 15 | 309 | 20.6 | 0 |

WILLIE BANKS

Guard



BIRTHDATE: 3-17-46
BIRTHPLACE: Greenville, Miss.
ACQUIRED: FA 1972
COLLEGE: Alcorn, A&M
HEIGHT: 6-2
WEIGHT: 250
PRO YEAR: 4

PRO CAREER: Joined Patriots as free agent in '72 . . . sixth round draft choice of Redskins in '68 . . . played 19 games for Washington over two years before joining Giants for one season . . . went the distance in one game for N.Y. replacing ailing Pete Case.

COLLEGE CAREER: Nicknamed the "Jolly Green Giant" around Alcorn A&M campus . . . played guard and tackle as collegiate . . . Pittsburgh Courier All-America choice . . . All Southwest Conference honors.

TOM BEER

Tight End



BIRTHDATE: 12-21-44
BIRTHPLACE: Detroit, Mich.
ACQUIRED: Trade 1970
COLLEGE: Houston
HEIGHT: 6-3
WEIGHT: 220
PRO YEAR: 7

PRO CAREER: Came to Pats from Denver in a deal that involved Jim Whalen . . . was Broncos second round draft choice in '67 and starter as rookie . . . played tight end first season with Pats, packed on 30 pounds in '71 to make switch to guard but was restored to tight end corps.


COLLEGE CAREER: Outstanding collegiate at Houston . . . played entire senior year with busted hand . . . took part in four college all-star games including Chicago . . . on several All-America teams.

PASS RECEIVING

| Year | Club | G | No | Yds | Avg | TD |
|---------------|----------|----|----|------|------|----|
| 1967 | Denver | 14 | 11 | 155 | 14.1 | 0 |
| 1968 | Denver | 14 | 20 | 276 | 13.8 | 1 |
| 1969 | Denver | 7 | 9 | 200 | 22.2 | 0 |
| 1970 | Patriots | 14 | 11 | 150 | 13.6 | 0 |
| 1971 | Patriots | 12 | 12 | 191 | 15.9 | 3 |
| 1972 | Patriots | 14 | 2 | 40 | 20.0 | 0 |
| Career Totals | | 75 | 65 | 1012 | 15.6 | 4 |

RON BERGER

Defensive End




BIRTHDATE: 9-30-43
BIRTHPLACE: Detroit, Mich.
ACQUIRED: FA 1969
COLLEGE: Wayne State
HEIGHT: 6-8
WEIGHT: 265
PRO YEAR: 5

PRO CAREER: Came to the Pats from the Rams taxi squad in mid-season of '69 . . . immediate hit with fans when he returned kickoff 25 yards in first game . . . played minor league football in Florida and California . . . knee trouble hampered first season . . . one of the biggest men in pro football.

COLLEGE CAREER: Played college ball at Wayne State University . . . four year veteran . . . small college status found him overlooked by most clubs in annual draft.

DICK BLANCHARD

Linebacker



BIRTHDATE: 1-17-49

BIRTHPLACE: Waukesha, Wisc.

ACQUIRED: FA, 1972

COLLEGE: Tulsa

HEIGHT: 6-3

WEIGHT: 225

PRO YEAR: 2


PRO CAREER: One of the top surprises of the 1972 training camp as he made club after being signed as free agent . . . played in all 14 games . . . great promise.

COLLEGE CAREER: Converted to strong side linebacker at Tulsa after high school career as receiver . . . three-year starter, two-time all-Missouri Valley choice . . . made 310 tackles during career.

| | | INTERCEPTIONS | | | | |
|------|----------|---------------|----|-----|------|----|
| Year | Club | G | No | Yds | Avg | TD |
| 1972 | Patriots | 14 | 1 | 20 | 20.0 | 0 |

RON BOLTON

Cornerback



BIRTHDATE: 4-16-50

BIRTHPLACE: Petersburg, Va.

ACQUIRED: Draft (5th in 1972)

COLLEGE: Virginia State

HEIGHT: 6-2

WEIGHT: 180

PRO YEAR: 2


PRO CAREER: Took part in all 14 games as a rookie . . . showed extreme quickness . . . has ability to make quick reaction . . . gained valuable experience during 1972.

COLLEGE CAREER: Three year starter . . . had 19 interceptions during career . . . excellent open-field tackler . . . starter in E-W Black all-star game.

| | | INTERCEPTIONS | | | | |
|------|----------|---------------|----|-----|-----|----|
| Year | Club | G | No | Yds | Avg | TD |
| 1972 | Patriots | 14 | 0 | 0 | 0.0 | 0 |

LARRY CARWELL

Cornerback



BIRTHDATE: 8-5-44
BIRTHPLACE: Veda, Ga.
ACQUIRED: Trade 1969
COLLEGE: Iowa State
HEIGHT: 6-1
WEIGHT: 185
PRO YEAR: 7

PRO CAREER: Houston's third round choice in 1967 draft . . . two year starter for Oilers before being traded to Pats . . . rugged cornerback who plays aggressively . . . consistent starter since joining Pats . . . 14 interceptions as pro.


COLLEGE CAREER: Two year starter at Iowa State . . . All-Big Eight selection in '66 . . . set conference record for interception return yards in one game with 123 on two grabs vs. Kansas . . . 10 interceptions in college.

INTERCEPTIONS

| Year | Club | G | No | Yds | Avg | TD |
|---------------|----------|----|----|-----|------|----|
| 1967 | Houston | 9 | 0 | 31 | 0.0 | 0 |
| 1968 | Houston | 14 | 4 | 81 | 20.3 | 1 |
| 1969 | Patriots | 13 | 4 | 114 | 28.5 | 0 |
| 1970 | Patriots | 10 | 0 | 0 | 0.0 | 0 |
| 1971 | Patriots | 14 | 5 | 72 | 14.4 | 1 |
| 1972 | Patriots | 14 | 1 | 0 | 0.0 | 0 |
| Career Totals | | 74 | 14 | 298 | 21.3 | 2 |

RICK CASH

Defensive Tackle



BIRTHDATE: 7-1-45
BIRTHPLACE: St. Louis, Mo.
ACQUIRED: Trade 1972
COLLEGE: Northeast Missouri
HEIGHT: 6-5
WEIGHT: 245
PRO YEAR: 5

PRO CAREER: Green Bay's 10th round draft choice in '68 . . . traded to Atlanta and then Rams before joining Pats as part of the Fred Dryer trade . . . Injuries stopped him from being starter on Rams front four in '70 and '71 . . . was regular for Falcons.

COLLEGE CAREER: Went to Missouri on a basketball scholarship . . . switched to Northeast Missouri . . . went out for football after becoming friendly with other players . . . played tight end, offensive and defensive tackle.

EDGAR CHANDLER

Linebacker



BIRTHDATE: 8-31-46
BIRTHPLACE: Cedartown, Ga.
ACQUIRED: Trade, 1973
COLLEGE: Georgia
HEIGHT: 6-3
WEIGHT: 225
PRO YEAR: 6


PRO CAREER: Standout special teams player as rookie . . . three years as Bills middle linebacker . . . can play outside . . . regarded as strong hitter . . . missed last season with injury, played only opener.

COLLEGE CAREER: All-America offensive lineman at Georgia in '67 . . . captained Bulldogs . . . played in five post-season bowls and all-star games.

| Year | Club | INTERCEPTIONS | | | | |
|---------------|---------|---------------|----|-----|------|----|
| | | G | No | Yds | Avg | TD |
| 1968 | Buffalo | 13 | 0 | 0 | 0.0 | 0 |
| 1969 | Buffalo | 14 | 0 | 0 | 0.0 | 0 |
| 1970 | Buffalo | 14 | 1 | 59 | 59.0 | 1 |
| 1971 | Buffalo | 14 | 1 | 13 | 13.0 | 0 |
| 1972 | Buffalo | 1 | 0 | 0 | 0.0 | 0 |
| Career Totals | | 56 | 2 | 72 | 36.0 | 1 |

RALPH CINDRICH

Linebacker



BIRTHDATE: 10-29-49

BIRTHPLACE: Avella, Pa.

ACQUIRED: F.A., 1972

COLLEGE: Univ. of Pittsburgh

HEIGHT: 6-1

WEIGHT: 222

PRO YEAR: 2


PRO CAREER: Picked up after first game of '72 season and was active for remaining 13 games . . . moved into starting MLB spot before rookie season was over . . . solid hitter, shows great promise.

COLLEGE CAREER: Second team all-America, AP and UPI . . . rated as best Pitt linebacker since Joe Schmidt . . . all-East selection, captained North defense in N-S game.

| Year | Club | INTERCEPTIONS | | | | |
|------|----------|---------------|----|-----|-----|----|
| | | G | No | Yds | Avg | TD |
| 1972 | Patriots | 13 | 0 | 0 | 0.0 | 0 |

BRIAN DOWLING

Quarterback



BIRTHDATE: 4-1-47

BIRTHPLACE: Cleveland Hgts., Ohio

ACQUIRED: FA, 1970

COLLEGE: Yale

HEIGHT: 6-2

WEIGHT: 198

PRO YEAR: 2

PRO CAREER: Drafted by Minnesota in '69 and joined Patriots in '70 . . . battled his way out of the rookie ranks last year as Jim Plunkett's backup . . . good scrambler, capable passer . . . extremely smart player.


COLLEGE CAREER: Brilliant career at Yale where he led undefeated season in senior year . . . set nine team and two league passing marks . . . threw for 2335 yards and 30 touchdowns.

| | | PASSING | | | | | | |
|------|----------|---------|-----|------|-----|-----|------|----|
| Year | Club | G | Att | Comp | Yds | Int | Pct | TD |
| 1972 | Patriots | 13 | 54 | 29 | 383 | 1 | 53.7 | 2 |

| | | RUSHING | | | | |
|------|----------|---------|-----|-----|----|--|
| Year | Club | Att | Yds | Avg | TD | |
| 1972 | Patriots | 7 | 35 | 5.0 | 3 | |

SANDY DURKO

Defensive Back



BIRTHDATE: 8-29-48
BIRTHPLACE: West Covina, Calif.
ACQUIRED: Waivers, 1973
COLLEGE: Southern Cal.
HEIGHT: 6-1
WEIGHT: 185
PRO YEAR: 3


PRO CAREER: Sidelined with injury in first game of rookie year but came back to win starting safety job in '71 . . . missed '72 with injury . . . good speed and solid tackler . . . outstanding reactions.

COLLEGE CAREER: Fourth round draft choice of Cincinnati in 1970 . . . standout at Southern Cal. . . . all-Pac 8 and honorable mention all-America.

| | | INTERCEPTIONS | | | | |
|---------------|--------------|---------------|----|-----|------|----|
| Year | Club | G | No | Yds | Avg | TD |
| 1970 | Cincinnati | 1 | 0 | 0 | 0.0 | 0 |
| 1971 | Cincinnati | 14 | 4 | 46 | 11.5 | 0 |
| 1972 | Did Not Play | | | | | |
| Career Totals | | 15 | 4 | 46 | 11.5 | 0 |

CHARLIE GOGOLAK

Kicker



BIRTHDATE: 12-29-44
BIRTHPLACE: Rabahiveg, Hungary
ACQUIRED: Trade 1970
COLLEGE: Princeton
HEIGHT: 5-10
WEIGHT: 170
PRO YEAR: 7


PRO CAREER: First kicker to be a first round draft choice when Redskins selected him in '66 . . . set Washington scoring record with 105 points as rookie . . . leg injury in '67 forced tailspin . . . picked up by Denver, traded to Pats early in 1970 season . . . split kicking duties with Gino Cappelletti in first year . . . led club in scoring in 1971, second in '72.

COLLEGE CAREER: Great kicking career at Princeton . . . set seven NCAA records, including 50 straight extra points, 81 points in a season, and six field goals in one game . . . brother of Giants kicker, Peter.

| | | KICKING | | | | | |
|---------------|------------|--------------|-----|-----|----|-----|-----|
| Year | Club | G | Xpm | Xpa | Fg | Fga | Pts |
| 1966 | Washington | 14 | 39 | 41 | 22 | 34 | 105 |
| 1967 | Washington | 1 | 3 | 3 | 1 | 4 | 6 |
| 1968 | Washington | 14 | 30 | 31 | 9 | 19 | 57 |
| 1969 | | Did not play | | | | | |
| 1970 | Patriots | 6 | 5 | 5 | 2 | 7 | 11 |
| 1971 | Patriots | 14 | 28 | 28 | 12 | 21 | 64 |
| 1972 | Patriots | 6 | 9 | 9 | 6 | 8 | 27 |
| Career Totals | | 55 | 114 | 117 | 52 | 93 | 270 |

GEORGE HOEY

Safety




BIRTHDATE: 11-14-46
BIRTHPLACE: Gaffney, N.C.
ACQUIRED: Via Waivers 1972
COLLEGE: Univ. of Michigan
HEIGHT: 5-10
WEIGHT: 180
PRO YEAR: 3

PRO CAREER: Fourteenth round choice of the Lions in '69 . . . spent two seasons on the Detroit reserve list and 1970 in the service . . . with Cardinals in '71 . . . was the second best kickoff return man (251 yards) in addition to playing in secondary . . . has speed to burn.

COLLEGE CAREER: Played three varsity seasons at Michigan as running back and defensive halfback, earning All Big Ten honors twice . . . three letters in track as a sprinter . . . graduated in '69 with B.S. degree in Physical Education.

HONOR JACKSON

Safety



BIRTHDATE: 11-21-48
BIRTHPLACE: Mill Valley, Calif.
ACQUIRED: Trade, 1971
COLLEGE: Pacific
HEIGHT: 6-2
WEIGHT: 191
PRO YEAR: 2


PRO CAREER: Drafted by Dallas in ninth round of '71 . . . retired prior to start of 1971 season and staged great comeback last year . . . became starting safetyman and showed great hitting ability . . . great future in front of him.

COLLEGE CAREER: Exceptional wide receiver at Pacific . . . caught 74 passes for 1236 yards . . . showed 4.6 speed . . . sprinter on track team.

| | | INTERCEPTIONS | | | | |
|------|----------|---------------|----|-----|------|----|
| Year | Club | G | No | Yds | Avg | TD |
| 1972 | Patriots | 14 | 4 | 133 | 33.3 | 0 |

DARYL JOHNSON

Cornerback



BIRTHDATE: 8-11-46
BIRTHPLACE: Richmond, Va.
ACQUIRED: Draft (8th in 1968)
COLLEGE: Morgan State
HEIGHT: 5-10
WEIGHT: 180
PRO YEAR: 5

PRO CAREER: Coming back after two year's absence . . . rated as extremely promising cornerback . . . was starter in rookie year of '68 when he was eighth


round draft choice . . . very strong versus running game . . . challenges all receivers.

COLLEGE CAREER: All-everything at Morgan State where he played quarterback and defensive back . . . team never lost in his three years . . . NCAA small college player of the year . . . once threw five TD passes in a game.

| Year | Club | INTERCEPTIONS | | | | |
|---------------|----------|---------------|----|-----|--------------|----|
| | | G | No | Yds | Avg | TD |
| 1968 | Patriots | 14 | 1 | 11 | 11.0 | 0 |
| 1969 | Patriots | 14 | 2 | 23 | 11.5 | 0 |
| 1970 | Patriots | 14 | 2 | 51 | 25.5 | 0 |
| 1971 | Patriots | | | | Did Not Play | |
| 1972 | Patriots | | | | Did Not Play | |
| Career Totals | | 42 | 5 | 85 | 17.0 | 0 |

RON KADZIEL

Linebacker



BIRTHDATE: 2-27-49

BIRTHPLACE: Glendora, Calif.

ACQUIRED: FA, 1972

COLLEGE: Stanford

HEIGHT: 6-4

WEIGHT: 225

PRO YEAR: 2

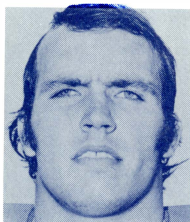
PRO CAREER: Another 1972 free agent who made the grade . . . took part in all 14 games as a rookie . . . was Dallas draft choice in '71 . . . teams with Dick Blanchard to be known as the "Golden Boys" . . . good hitter, top potential.

COLLEGE CAREER: Rose Bowl mate of Jim Plunkett and Randy Vataha . . . 56 tackles and two interceptions in senior year . . . converted from tight end to linebacker.

| Year | Club | INTERCEPTIONS | | | | |
|------|----------|---------------|----|-----|-----|----|
| | | G | No | Yds | Avg | TD |
| 1972 | Patriots | 14 | 0 | 0 | 0.0 | 0 |

BILL LENKAITIS

Guard



BIRTHDATE: 6-30-46

BIRTHPLACE: Cleveland, Ohio

ACQUIRED: Via Waivers 1971

COLLEGE: Penn State

HEIGHT: 6-4

WEIGHT: 250


PRO YEAR: 6

PRO CAREER: Picked up on waivers prior to the 1971 season . . . San Diego's second round choice in 1968 . . . played 29 games over three seasons for Chargers . . . extremely strong . . . backup man at center . . . solid special team performer.

COLLEGE CAREER: Offensive captain at Penn State as senior . . . earned nationwide attention as collegiate . . . played in Gator Bowl and two post-season all-star games as senior.

HENRY MATTHEWS

Running Back



BIRTHDATE: 3-17-49
BIRTHPLACE: Akron, Ohio
ACQUIRED: FA, 1972
COLLEGE: Michigan State
HEIGHT: 6-3
WEIGHT: 212
PRO YEAR: 2

PRO CAREER: Hard-running "big back" who was active for three games in '72 . . . excellent blocker . . . has potential to be top ball carrier because of speed and power.


COLLEGE CAREER: Key blocker in Michigan State's Power I . . . was switched from wingback to fullback . . . two year starter for Spartans.

| | | RUSHING | | | | |
|------|----------|---------|-----|-----|-----|----|
| Year | Club | G | Att | Yds | Avg | TD |
| 1972 | Patriots | 3 | 0 | 0 | 0.0 | 0 |

| | | KICKOFF RETURNS | | | | |
|------|----------|-----------------|-----|------|----|--|
| Year | Club | No | Yds | Avg | TD | |
| 1972 | Patriots | 3 | 74 | 24.7 | 0 | |

ART MAY

Defensive End




BIRTHDATE: 11-16-48
BIRTHPLACE: Bessemer, Ala.
ACQUIRED: FA 1971
COLLEGE: Tuskegee
HEIGHT: 6-3
WEIGHT: 242
PRO YEAR: 3

PRO CAREER: Dropped by Cincinnati on the final cut before the 1971 season, picked up by the Pats. . . big, strong, hard-hitting lineman who has proven his ability to be a top candidate for starting job . . . regarded as a real comer.

COLLEGE CAREER: Bengals fifth round draft choice . . . three year starter at Tuskegee . . . great natural ability . . . had 79 tackles and 100 assists as senior . . . all-conference three times.

JON MORRIS

Center



BIRTHDATE: 5-5-42
BIRTHPLACE: Washington, D.C.
ACQUIRED: Draft (4th in 1964)
COLLEGE: Holy Cross
HEIGHT: 6-4
WEIGHT: 248
PRO YEAR: 10


PRO CAREER: One of the steadiest, most dependable

and outstanding players in Patriots history . . . Pats rookie of the year in '65 . . . Unsung hero in '66 and '72 . . . six time all-star . . . one of the top three centers in NFL . . . great pass blocker . . . offensive team captain . . . recently inducted into Holy Cross Hall of Fame.

COLLEGE CAREER: Pats 4th draft choice in '64 . . . outstanding center and linebacker for HC . . . three year starter . . . AP All-East and Williamson All-America choice . . . played in College all-star and Senior Bowl games.

TOM NEVILLE

Offensive Tackle



BIRTHDATE: 8-12-43

BIRTHPLACE: Montgomery, Ala.

ACQUIRED: Draft (7th in 1965)

COLLEGE: Mississippi State

HEIGHT: 6-4

WEIGHT: 260

PRO YEAR: 9

PRO CAREER: Quiet but solid performer of the Pats line . . . has missed only two games since joining club in '65 . . . fires out with great authority . . . excellent pass blocker . . . takes on best defensive linemen week in and week out.

COLLEGE CAREER: Three year regular at Miss. State . . . two time All-SEC selection . . . second team All-America choice . . . played in Liberty Bowl and Blue-Gray game . . . 7th round choice in 1965.

JOHN OUTLAW

Cornerback



BIRTHDATE: 1-8-45

BIRTHPLACE: Clarksdale, Miss.

ACQUIRED: Draft (10th in 1968)

COLLEGE: Jackson State

HEIGHT: 5-9

WEIGHT: 180

PRO YEAR: 5


PRO CAREER: Missed entire rookie season with knee injury . . . rebounded to play 14 games over next two years and then move into starting spot in '71 . . . one of the fastest guys on squad.

COLLEGE CAREER: Pats 10th round choice in '68 draft . . . led NAIA in punt returns in 1966 with 27.4 average . . . three year starter at running back . . . switched to defensive back as senior.

| Year | Club | INTERCEPTIONS | | | | |
|---------------|----------|---------------|----|-----|------|----|
| | | G | No | Yds | Avg | TD |
| 1969 | Patriots | 9 | 0 | 0 | 0.0 | 0 |
| 1970 | Patriots | 5 | 0 | 0 | 0.0 | 0 |
| 1971 | Patriots | 14 | 3 | 89 | 29.7 | 1 |
| 1972 | Patriots | 6 | 0 | 0 | 0.0 | 0 |
| Career Totals | | 34 | 3 | 89 | 29.7 | 1 |

WAYNE PATRICK

Running Back



BIRTHDATE: 9-1-46
BIRTHPLACE: Gainesville, Fla.
ACQUIRED: Trade, 1973
COLLEGE: Louisville
HEIGHT: 6-1
WEIGHT: 230
PRO YEAR: 6


PRO CAREER: Became anchor man of Buffalo's running game after rookie year . . . powerhouse driver and excellent pass blocker . . . signed on with Bills as free agent . . . led Buffalo in rushing and receiving in '71 which was his best year.

COLLEGE CAREER: Three year veteran at Louisville . . . named sophomore back of the year . . . steady performer.

| | | RUSHING | | | | |
|---------------|---------|----------------|-----|------|-----|----|
| Year | Club | G | Att | Yds | Avg | TD |
| 1968 | Buffalo | 3 | 1 | 2 | 2.0 | 0 |
| 1969 | Buffalo | 14 | 83 | 361 | 4.3 | 3 |
| 1970 | Buffalo | 9 | 66 | 259 | 3.9 | 1 |
| 1971 | Buffalo | 14 | 79 | 332 | 4.2 | 1 |
| 1972 | Buffalo | 13 | 40 | 140 | 3.5 | 0 |
| Career Totals | | 53 | 269 | 1094 | 4.1 | 5 |
| | | PASS RECEIVING | | | | |
| Year | Club | No | Yds | Avg | TD | |
| 1968 | Buffalo | 1 | 5 | 5.0 | 0 | |
| 1969 | Buffalo | 35 | 229 | 6.5 | 0 | |
| 1970 | Buffalo | 16 | 142 | 8.9 | 0 | |
| 1971 | Buffalo | 36 | 327 | 9.1 | 0 | |
| 1972 | Buffalo | 8 | 42 | 5.3 | 0 | |
| Career Totals | | 96 | 745 | 7.8 | 0 | |

CHARLIE PITTMAN

Running Back



BIRTHDATE: 1-22-48
BIRTHPLACE: Baltimore, Md.
ACQUIRED: FA, 1973
COLLEGE: Penn State
HEIGHT: 6-1
WEIGHT: 208
PRO YEAR: 3


PRO CAREER: Standout kickoff return specialist for St. Louis in rookie year . . . picked up by Baltimore and had sensational 23.6 return average . . . good speed and pass receiver . . . out last year.

COLLEGE CAREER: All-American at Penn State . . . ranks no. 3 in all-time rushing with 2236 and 32 scores . . . played in Senior Bowl and Orange Bowl.

| | | RUSHING | | | | |
|---------------|--------------|-----------------|-----|------|-----|----|
| Year | Club | G | Att | Yds | Avg | TD |
| 1970 | St. Louis | 8 | 2 | 4 | 2.0 | 0 |
| 1971 | Baltimore | 10 | 2 | 3 | 1.5 | 0 |
| 1972 | Did Not Play | | | | | |
| Career Totals | | 18 | 4 | 7 | 1.8 | 0 |
| | | KICKOFF RETURNS | | | | |
| Year | Club | No | Yds | Avg | TD | |
| 1970 | St. Louis | 10 | 237 | 23.7 | 0 | |
| 1971 | Baltimore | 14 | 330 | 23.6 | 0 | |
| 1972 | Did Not Play | | | | | |
| Career Totals | | 24 | 567 | 23.6 | 0 | |

JIM PLUNKETT

Quarterback



BIRTHDATE: 12-5-47
BIRTHPLACE: San Jose, Cal.
ACQUIRED: Draft (1st in 1971)
COLLEGE: Stanford
HEIGHT: 6-2
WEIGHT: 210
PRO YEAR: 3

PRO CAREER: Lived up to all his advance billings during his rookie year of '71—and then some . . . stepped in as starter and accomplished an NFL first of leading offense in every play of all 14 games . . . selected as AFC's rookie of the year—and flock of other honors . . . under proper grooming, learned with each game to become complete quarterback . . . only Giants' Charley Conerly threw more TD passes as a rookie . . . durable and tough performer who earned respect of his teammates by great leadership . . . continued improvement in sophomore year.

COLLEGE CAREER: No. 1 player chosen in the 1971 draft . . . made every All-American team as senior . . . 1970 Heisman Trophy and Maxwell Trophy winner . . . College player of the year . . . holds a number of Conference and NCAA passing records . . . led Stanford to spectacular Rose Bowl upset win over Ohio State . . . played in four all-star games.

PASSING


| Year | Club | G | Att | Comp | Yds | Int | Pct | TD |
|---------------|----------|----|-----|------|------|-----|------|----|
| 1971 | Patriots | 14 | 328 | 158 | 2158 | 16 | 48.2 | 19 |
| 1972 | Patriots | 14 | 355 | 169 | 2196 | 25 | 47.6 | 8 |
| Career Totals | | 28 | 683 | 327 | 4354 | 41 | 47.9 | 27 |

RUSHING

| Year | Club | Att | Yds | Avg | TD |
|---------------|----------|-----|-----|-----|----|
| 1971 | Patriots | 45 | 210 | 4.7 | 0 |
| 1972 | Patriots | 36 | 230 | 6.4 | 0 |
| Career Totals | | 81 | 440 | 5.4 | 0 |

BOB REYNOLDS

Offensive Tackle




BIRTHDATE: 1-22-39
BIRTHPLACE: Nashville, Tenn.
ACQUIRED: Via Waivers 1972
COLLEGE: Bowling Green
HEIGHT: 6-5
WEIGHT: 262
PRO YEAR: 11

PRO CAREER: Drafted in second round of 1963 NFL Draft by St. Louis . . . played with Cardinals for nine seasons, appearing in 121 of a possible 126 regular season games . . . played in 56 consecutive games in 1968-71 . . . acquired just prior to 1972 regular season opener . . . selected to play in Pro Bowl three times.

COLLEGE CAREER: Earned All-Conference honors three straight years . . . also earned varsity letters in track as a shot putter . . . played in College All Star Game and All American Bowl.

TOM REYNOLDS

Wide Receiver



BIRTHDATE: 4-11-49
BIRTHPLACE: Pasadena, Cal.
ACQUIRED: Draft (2nd in 1972)
COLLEGE: San Diego State
HEIGHT: 6-3
WEIGHT: 195
PRO YEAR: 2

PRO CAREER: Got his chance to show his ability late in the 1972 season and came through with flying colors . . . has speed and moves to be a top receiver in NFL . . . strong, durable performer . . . has great hands.

COLLEGE CAREER: Two-time Jr. All-America . . . caught NCAA record of 18 TD passes in '69 . . . 6.7 catches per game led nation in senior year . . . all-American.

PASS RECEIVING

| Year | Club | G | No | Yds | Avg | TD |
|------|----------|----|----|-----|------|----|
| 1972 | Patriots | 14 | 8 | 152 | 19.0 | 2 |

DAVE ROWE

Defensive Tackle




BIRTHDATE: 6-20-45
BIRTHPLACE: Neptune, N.J.
ACQUIRED: Trade 1971
COLLEGE: Penn State
HEIGHT: 6-7
WEIGHT: 265
PRO YEAR: 7

PRO CAREER: Saints second round draft choice in '67 . . . Immediate starter . . . traded to Oilers after '70 campaign and then to Patriots . . . big, strong, great pursuit and pass rush . . . all-Pro in '68 . . . stepped into starting spot with Pats.

COLLEGE CAREER: Two-year starter at Penn State . . . 2nd team all-East and honorable mention All-America . . . made most all-opponent teams . . . played in East-West and Hula Bowl games.

REGGIE RUCKER

Wide Receiver



BIRTHDATE: 9-21-47
BIRTHPLACE: Washington, D.C.
ACQUIRED: Via Waivers 1971
COLLEGE: Boston University
HEIGHT: 6-2
WEIGHT: 190
PRO YEAR: 4


PRO CAREER: Picked up from the Giants after the New Yorkers had grabbed him from Dallas . . . on taxi squad with Cowboys as rookie, stepped into

Lance Rentzel's shoes as sophomore and started in '71 Super Bowl . . . Patriots MVP in '72 as he led receivers. COLLEGE CAREER: Three spot standout at Boston University . . . won fame on the Hub scene as a receiver and return sensation . . . baseball and basketball star.

| | | PASS RECEIVING | | | | |
|---------------|----------|----------------|----|-----|------|----|
| Year | Club | G | No | Yds | Avg | TD |
| 1970 | Dallas | 7 | 9 | 200 | 22.2 | 1 |
| 1971 | Patriots | 5 | 4 | 52 | 13.0 | 1 |
| 1972 | Patriots | 14 | 44 | 681 | 15.5 | 3 |
| Career Totals | | 26 | 57 | 933 | 16.4 | 5 |

CLARENCE SCOTT

Safety



BIRTHDATE: 5-5-44
 BIRTHPLACE: Norristown, Pa.
 ACQUIRED: FA 1969
 COLLEGE: Morgan State
 HEIGHT: 6-0
 WEIGHT: 190
 PRO YEAR: 5


PRO CAREER: Was acquired as a free agent in '69 . . . became starter in sophomore season after starting 5 games as rookie . . . Has good speed and nose for the ball.

COLLEGE CAREER: Played in same backfield as Pats Daryl Johnson at Morgan State . . . tried out with Houston as free agent . . . great collegiate career.

| | | INTERCEPTIONS | | | | |
|---------------|----------|---------------|----|-----|------|----|
| Year | Club | G | No | Yds | Avg | TD |
| 1969 | Patriots | 14 | 0 | 0 | 0.0 | 0 |
| 1970 | Patriots | 14 | 1 | 18 | 18.0 | 0 |
| 1971 | Patriots | 5 | 0 | 0 | 0.0 | 0 |
| 1972 | Patriots | 10 | 0 | 0 | 0.00 | 0 |
| Career Totals | | 43 | 1 | 18 | 18.0 | 0 |

LEN ST. JEAN

Guard




BIRTHDATE: 10-27-41
 BIRTHPLACE: Newberry, Mich.
 ACQUIRED: Draft (9th in 1964)
 COLLEGE: Northern Michigan
 HEIGHT: 6-0
 WEIGHT: 250
 PRO YEAR: 10

PRO CAREER: Going into his tenth season with the Pats . . . started on defense, was sensation on special teams . . . extremely strong . . . permanent fixture at guard since being moved to offense . . . all-star in 1966.

COLLEGE CAREER: Four year starter at Northern Michigan . . . fullback as freshman, three seasons as defensive end . . . ranks among school's all-time best . . . NAIA All-American, on Williamson all team.

PAT STUDSTILL

Punter



BIRTHDATE: 6-4-38

BIRTHPLACE: Shreveport, La.

ACQUIRED: Via Waivers, 1972

COLLEGE: Houston

HEIGHT: 6-0

WEIGHT: 180

PRO YEAR: 12


PRO CAREER: Signed as a free agent by Detroit Lions in 1961 . . . played six years for Lions as both wide receiver and punter . . . in '66 he set Lions record with 67 catches for a league high of 1,266 yards, and was named all-pro by AP and UPI . . . spent four seasons with Rams as receiver - punter . . . led NFL in number of punts in both '68 and '69 . . . lifetime receiving totals are 181 catches for 2,840 yards and 18 touchdowns.

COLLEGE CAREER: Played mostly as a defensive back at Houston, played only 10 minutes in senior season . . . he also punted and played some offensive half-back during his college career.

| | | PUNTING | | | | |
|---------------|-------------|---------|-----------------------|--------|------|------|
| Year | Club | G | No | Yds | Avg | Long |
| 1961 | Detroit | 14 | 1 | 32 | 32.0 | 32 |
| 1962 | Detroit | 14 | 0 | 0 | 0.0 | 0 |
| 1963 | Detroit | 0 | Did not play — injury | | | |
| 1964 | Detroit | 14 | 0 | 0 | 0.0 | 0 |
| 1965 | Detroit | 14 | 78 | 3238 | 42.8 | 69 |
| 1966 | Detroit | 14 | 72 | 2959 | 41.1 | 66 |
| 1967 | Detroit | 7 | 36 | 1602 | 44.5 | 78 |
| 1968 | Los Angeles | 14 | 81 | 3207 | 39.6 | 58 |
| 1969 | Los Angeles | 14 | 80 | 3259 | 40.7 | 60 |
| 1970 | Los Angeles | 14 | 67 | 2618 | 39.1 | 53 |
| 1971 | Los Angeles | 14 | 70 | 2896 | 41.4 | 60 |
| 1972 | Patriots | 14 | 75 | 2859 | 38.1 | 57 |
| Career Totals | | 147 | 560 | 22,670 | 40.5 | 78 |

JOHN TARVER

Running Back



BIRTHDATE: 1-1-49

BIRTHPLACE: Bakersfield, Cal.

ACQUIRED: Draft (7th in 1972)

COLLEGE: Colorado

HEIGHT: 6-3

WEIGHT: 216

PRO YEAR: 2


PRO CAREER: Developed rapidly in '72 when he had an opportunity for steady work . . . big, strong back who showed he has the tools to do the job . . . has plenty of speed and power.

COLLEGE CAREER: His power running earned him the nickname of the "Battering Buffalo" . . . top blocking back in college ball . . . played in Chicago all-star game.

| | | RUSHING | | | | |
|------|----------|----------------|-----|------|-----|----|
| Year | Club | G | Att | Yds | Avg | TD |
| 1972 | Patriots | 8 | 42 | 132 | 3.1 | 1 |
| | | PASS RECEIVING | | | | |
| Year | Club | No | Yds | Avg | TD | |
| 1972 | Patriots | 11 | 112 | 10.2 | 1 | |

RANDY VATAHA

Wide Receiver



BIRTHDATE: 12-4-48
 BIRTHPLACE: Santa Maria, Cal.
 ACQUIRED: FA 1971
 COLLEGE: Stanford
 HEIGHT: 5-10
 WEIGHT: 170
 PRO YEAR: 3


PRO CAREER: Rams draft choice dropped in pre-season . . . had less than two weeks to make the grade with Patriots . . . came through in sensational fashion as he teamed with former Stanford mate Jim Plunkett . . . led club in receiving in '71, third in the AFC . . . one of three Pats on all-rookie team . . . great speed and uncanny ability to get open . . . immediate hit with Pats fans . . . Unitas Award winner in 1971.

COLLEGE CAREER: Two years at Stanford from Golden West J.C. . . . made all-Coast and Pacific Eight . . . caught 83 Plunkett passes for 1535 yards, one for 97 yards . . . helped Rose Bowl upset.

| Year | Club | PASS RECEIVING | | | | |
|---------------|----------|----------------|----|------|------|----|
| | | G | No | Yds | Avg | TD |
| 1971 | Patriots | 14 | 51 | 872 | 17.1 | 9 |
| 1972 | Patriots | 14 | 25 | 369 | 14.8 | 2 |
| Career Totals | | 28 | 76 | 1241 | 16.3 | 11 |

MIKE WALKER

Kicker



BIRTHDATE: 10-18-49
 BIRTHPLACE: Lancaster, Eng.
 ACQUIRED: FA, 1971
 COLLEGE: None
 HEIGHT: 6-0
 WEIGHT: 185
 PRO YEAR: 2

PRO CAREER: Tried out with Patriots in 1971 and retired before start of season . . . came back in '72 and made his debut in the NFL . . . all-around athlete . . . strong long . . . leg injury somewhat restricted his progress last year.

COLLEGE CAREER: Professional soccer player in England but never attended college . . . won Superfoot contest and earned trial with Patriots . . . was brick-layer by trade.

| Year | Club | KICKING | | | | | |
|------|----------|---------|-----|-----|----|-----|-----|
| | | G | XPM | XPA | FG | FGA | Pts |
| 1972 | Patriots | 8 | 15 | 15 | 2 | 8 | 21 |

JIM WHITE

Defensive End



BIRTHDATE: 9-5-48

BIRTHPLACE: Chicago, Ill.

ACQUIRED: Draft (3rd in 1972)

COLLEGE: Colorado State

HEIGHT: 6-4

WEIGHT: 244

PRO YEAR: 2

PRO CAREER: Started for Vancouver in CFL for two seasons . . . was considered one of the best defensive linemen North of the border . . . extremely fast and portable . . . has potential of great pass rush.

COLLEGE CAREER: Two standout years at Colorado State before deciding to play in Canada . . . had work at tight end where he was rated a good receiver.

CLYDE WILLIAMS

Guard



BIRTHDATE: 7-27-40

BIRTHPLACE: Shreveport, La.

ACQUIRED: FA, 1973

COLLEGE: Southern Univ.

HEIGHT: 6-2

WEIGHT: 250

PRO YEAR: 6

PRO CAREER: Injury curtailed his activity during 1972 season . . . versatile offensive lineman who starred in the Continental League before moving up with Cardinals . . . Five standout years with St. Louis playing guard and tackle.


COLLEGE CAREER: Four year letterman as guard and linebacker . . . carried reputation as being standout pass blocker which he proved in NFL.

100-PLUS RUSHING GAMES

| DATE | PLAYER | OPPONENT | ATT. | YARDS |
|----------|--------------|-----------------|------|-------|
| 10-23-60 | Ron Burton | Denver | 16 | 127 |
| 11-11-60 | Dick Christy | New York Titans | 11 | 105 |
| 10-22-61 | Larry Garron | Buffalo | 10 | 116 |
| 9-16-62 | Ron Burton | Houston | 17 | 118 |
| 10-26-62 | Larry Garron | Oakland | 13 | 140 |
| 12- 8-63 | Larry Garron | Houston | 17 | 107 |
| 10- 4-64 | J.D. Garrett | Denver | 12 | 121 |
| 9-18-66 | Jim Nance | Denver | 24 | 126 |
| 10-23-66 | Jim Nance | San Diego | 25 | 108 |
| 10-30-66 | Jim Nance | Oakland | 38 | 208 |
| 11-13-66 | Jim Nance | Houston | 22 | 104 |
| 11-20-66 | Jim Nance | Kansas City | 22 | 107 |
| 11-27-66 | Jim Nance | Miami | 23 | 133 |
| 12- 4-66 | Jim Nance | Buffalo | 24 | 109 |
| 12-11-66 | Jim Nance | Houston | 17 | 146 |
| 9-24-67 | Jim Nance | Buffalo | 34 | 185 |
| 10- 8-67 | Jim Nance | San Diego | 29 | 127 |
| 10-15-67 | Jim Nance | Miami | 20 | 113 |
| 11- 5-67 | Jim Nance | Houston | 26 | 108 |
| 11-26-67 | Jim Nance | Houston | 18 | 109 |
| 12-17-67 | Jim Nance | Miami | 24 | 164 |
| 12- 8-68 | Jim Nance | Miami | 19 | 111 |
| 11- 9-69 | Jim Nance | Miami | 17 | 109 |
| 11-16-69 | Jim Nance | Cincinnati | 24 | 125 |
| 10-10-71 | Carl Garrett | New York Jets | 15 | 111 |
| 11-28-71 | Carl Garrett | Buffalo | 21 | 127 |
| 10- 1-72 | Josh Ashton | Washington | 23 | 108 |

BOB WINDSOR

Tight End



BIRTHDATE: 12-19-42
BIRTHPLACE: Washington, D.C.
ACQUIRED: Trade, 1972
COLLEGE: Kentucky
HEIGHT: 6-4
WEIGHT: 225
PRO YEAR: 7

PRO CAREER: Drafted as a future choice in second round of 1966 draft by San Francisco . . . joined team in 1967 . . . played in 69 of possible 70 regular season games for 49ers . . . was starting tight end for 3 years . . . caught important TD pass to help 49ers beat Washington, 24-20 in NFC '71 playoff.


COLLEGE CAREER: Only Kentucky player ever to play both football and basketball . . . suffered a siege of injuries as a senior, missing much of final season, but wound up career with 105 receptions for 1,710 yards and 15 TD's while playing both flanker and halfback . . . Junior College All-American in both football and basketball at Montgomery (Md.) J.C.

PASS RECEIVING

| Year | Club | G | No | Yds | Avg | TDs |
|---------------|---------------|----|-----|-------|------|-----|
| 1967 | San Francisco | 14 | 21 | 254 | 12.1 | 2 |
| 1968 | San Francisco | 14 | 8 | 146 | 18.3 | 2 |
| 1969 | San Francisco | 14 | 33 | 597 | 12.2 | 2 |
| 1970 | San Francisco | 14 | 31 | 363 | 11.7 | 2 |
| 1971 | San Francisco | 13 | 2 | 32 | 16.0 | 0 |
| 1972 | Patriots | 14 | 33 | 383 | 11.6 | 1 |
| Career Totals | | 76 | 144 | 1,775 | 12.3 | 9 |

DENNIS WIRGOWSKI

Defensive End



BIRTHDATE: 9-20-47
BIRTHPLACE: Bay City, Mich.
ACQUIRED: Draft (9th in 1970)
COLLEGE: Purdue
HEIGHT: 6-5
WEIGHT: 245
PRO YEAR: 4

PRO CAREER: Played all 14 games as a rookie in 1970 . . . has proven his ability to be one of the best defensive linemen — inside or outside — in the league . . . very strong, good pass rush . . . backup snapper.

COLLEGE CAREER: Outstanding player at Purdue . . . MVP on freshman team as tight end . . . two way performer as sophomore, concentrated on defensive end for two seasons . . . always very versatile.


DID YOU KNOW . . .

That end Jim Colclough scored the Patriots first regular season touchdown on a 10-yard pass from Butch Songin in the first regular season AFL game ever played? Denver defeated Boston, 13-10 on Sept. 9, 1960.

1973 DRAFT CHOICES

BRUCE BARNES

Punter



BIRTHDATE: 6-21-51

BIRTHPLACE: Coshocton, Ohio

ACQUIRED: 12th Round

COLLEGE: UCLA

HEIGHT: 5-11

WEIGHT: 212

Coach Fairbanks says: A premier punter from the college ranks, Bruce has what it takes to do the job in the pro ranks . . . he gets good distance and hang, and he's consistent.


Ranks as the all-time punting leader at UCLA . . . runner-up for punting honors in NCAA last year with 43.3 average . . . three time leader of Pac-8 . . . missed Bob Waterfield's school record of 183 punts by just four punts . . . can do field goal work . . . powerhouse kicker who gets great height . . . kicked for 7478 yards for UCLA.

PUNTING

| Year | No. | Yds. | Avg. | Long |
|--------|-----|------|------|------|
| 1970 | 70 | 2859 | 40.8 | 57 |
| 1971 | 61 | 2539 | 41.6 | 63 |
| 1972 | 48 | 2080 | 43.3 | 75 |
| Totals | 179 | 7478 | 41.8 | — |

SAM CUNNINGHAM

Running Back



BIRTH DATE: 8-15-50

BIRTHPLACE: Santa Barbara, Calif.

ACQUIRED: 1st Round (2nd Choice)

COLLEGE: Southern Cal.

HEIGHT: 6-3

WEIGHT: 224

Coach Fairbanks says: He gives us the inside running threat and additional blocking protection that is necessary . . . he's a great prospect with fantastic initial starting speed . . . a top receiver . . . all reports indicate he should be a super star.

Led Trojans to Rose Bowl win over Ohio State by scoring bowl record of four touchdowns . . . known as "Sam-Bam" for his daring dives over the line of scrimmage . . . regarded as one of the fastest starting running backs in college football . . . has 4.6 (40) and 9.8 (100) speed . . . superior blocker . . . ranks 8th in all-time Southern Cal rushing stats with 1600 yards over three years.

RUSHING

| Year | Att. | Yds. | TD | Pts. |
|--------|------|------|----|------|
| 1970 | 76 | 496 | 5 | 30 |
| 1971 | 159 | 755 | 5 | 30 |
| 1972 | 102 | 349 | 13 | 78 |
| Totals | 337 | 1600 | 23 | 138 |


RECEIVING

| Year | Rec. | Yds. | TD | Pts. |
|------|------|------|----|------|
| 1970 | 16 | 167 | 2 | 12 |

| | | | | |
|--------------|----|------|----|-----|
| 1971 | 12 | 67 | 0 | 0 |
| 1972 | 6 | 59 | 0 | 0 |
| Totals | 34 | 293 | 2 | 0 |
| Grand Totals | — | 1893 | 25 | 150 |

CHARLES DAVIS

Running Back



BIRTHDATE: 8-20-50

BIRTHPLACE: Hollandale, Miss.

ACQUIRED: 3rd Round (2nd Choice)

COLLEGE: Alcorn A. & M.

HEIGHT: 6-1

WEIGHT: 210

Coach Fairbanks says: Charles is a heavy duty type of back who has great desire to get the job done . . . he's the quick, explosive type of runner . . . an excellent blocker . . . with time to develop, he can become a top running back for us.


Three-year veteran who is ranked as one of the all-time best at Alcorn . . . can run, catch and block . . . excellent speed and acceleration . . . runs inside with authority and outside with speed . . . did most of his work inside the 10 . . . can hit 4.6 with consistency . . . in his last two seasons he had 1038 rushing yards and 169 receiving with 20 touchdowns.

| RUSHING | | | | |
|---------|------|------|----|------|
| Year | Att. | Yds. | TD | Pts. |
| 1971 | 217 | 731 | 11 | 66 |
| 1972 | 109 | 307 | 7 | 42 |
| Totals | 326 | 1038 | 18 | 108 |

| RECEIVING | | | | |
|--------------|------|------|----|------|
| Year | Rec. | Yds. | TD | Pts. |
| 1971 | 10 | 82 | 2 | 12 |
| 1972 | 6 | 87 | 0 | 0 |
| Totals | 16 | 169 | 2 | 12 |
| Grand Totals | — | 1307 | 20 | 120 |

DOUG DUMLER

Center



BIRTHDATE: 12-15-50

BIRTHPLACE: Hoisington, Kan.

ACQUIRED: 5th Round

COLLEGE: Nebraska

HEIGHT: 6-3

WEIGHT: 242

Coach Fairbanks says: Ranked either first or second as the No. 1 center in the country . . . a highly intelligent player who has great growth potential . . . Doug can really help us in the area of snapping because he has done this for punts and PATs.

A product of Chicago where he played tight end as a schoolboy . . . was TE on Nebraska frosh team . . . red-shirted as an offensive tackle and then moved to play three seasons at center . . . missed only one game over career . . . ranked right behind Oklahoma's Tom Brahaney in most all-America teams . . . scholastic honor student.

BRAD DUSEK

Linebacker



BIRTHDATE: 12-13-50

BIRTHPLACE: Temple, Texas

ACQUIRED: 3rd Round (1st Choice)

COLLEGE: Texas A&M

HEIGHT: 6-2


WEIGHT: 214

Coach Fairbanks says: Brad certainly represents the type of athlete we are looking for. The personal gains of being an all-American were set aside when the needs of the team dictated his switch to offense . . . he rushed for 236 yards in his first game.

Schoolboy all-America choice at Temple, Texas . . . Father, Ed, played halfback for A-M . . . named SWC most outstanding freshman . . . two year standout at safety before switching to fullback in Wishbone offense last season . . . cinch all-America safety until moved to offense . . . in only season as a running back he carried 120 times for 528 yards . . . punishing tackler as safety man . . . has excellent speed.

ALLEN GALLAHER

Offensive Tackle



BIRTHDATE: 11-13-50

BIRTHPLACE: San Fernando, Calif.

ACQUIRED: 4th Round

COLLEGE: Southern Cal.

HEIGHT: 6-3


WEIGHT: 255

Coach Fairbanks says: Allen proved what he is made of by coming off knee surgery to play again in the same season . . . coach John McKay said he was the best blocker on his squad — and Southern Cal was the national champion — so he should help us a great deal.

Has played both guard and tackle during his three year varsity stint . . . active in Fellowship of Christian Athletes . . . standout initial quickness . . . regarded as a top pass blocker . . . underwent knee surgery early in the 1972 season . . . all-San Fernando Valley choice in high school . . . majoring in religion.

RAY HAMILTON

Defensive End



BIRTHDATE: 1-20-51

BIRTHPLACE: Omaha, Neb.

ACQUIRED: 14th Round

COLLEGE: Oklahoma

HEIGHT: 6-1

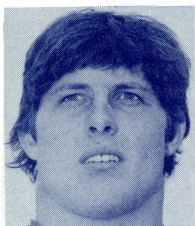
WEIGHT: 232

Coach Fairbanks says: Ray is one of those exceptional athletes who has size, speed and quickness . . . he has the tools and determination to do the job.

Kingpin of the Oklahoma pass rushing during the past season . . . has speed and quickness to be very effective . . . nicknamed "Sugar Bear" . . . has played end and tackle on defense . . . runs the 40 in 4.8 . . . played linebacker as a freshman . . . dedicated player with great natural ability . . . covers a wide area . . . league's top pass rusher.

JOHN HANNAH

Guard



BIRTHDATE: 4-4-51

BIRTHPLACE: Canton, Ga.

ACQUIRED: 1st Round (1st Choice)

COLLEGE: Alabama

HEIGHT: 6-2

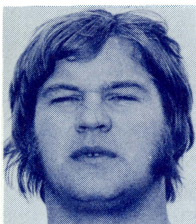
WEIGHT: 265

Coach Fairbanks says: He is a great line prospect with tremendous physical attributes of size, speed and strength . . . a great athlete with great intelligence . . . He has been in the kind of program that will give him the habits of practice and belief about winning that I think are important in football.

Three sport letterman at Alabama . . . undefeated heavyweight wrestler as a freshman . . . All-Southeastern Conference shot put (61'5") and discus (177'1") champion . . . holds SEC indoor shot record . . . three-time All-SEC grid choice . . . two-time All-America selection . . . Alabama coach Bear Bryant says, "John is the finest offensive lineman I have ever coached" . . . won Jacobs Trophy in SEC as best blocking lineman . . . heaviest player in Alabama history . . . he is referred to as "Ham Hocks" . . . weighed 11 pounds at birth, 35 pounds on first birthday . . . son of former Alabama standout Herb Hannah who played pro ball with New York Giants . . . considered the best one-on-one blocker in college football.

MIKE KUTTER

Linebacker



BIRTHDATE: 7-26-51

BIRTHPLACE: Sauk Centre, Minn.

ACQUIRED: 16th Round

COLLEGE: Concordia, Minn.

HEIGHT: 6-3


WEIGHT: 225

Coach Fairbanks says: Mike may be from a small college, but has the makings of a fine player because of his size and speed . . . He can be a key asset to our defensive end corps.

Played middle guard for two seasons before moving to defensive tackle last year . . . took most of the season before admitting he liked DT better than MG work . . . top speed for a big man . . . weight program and running are building his weight and speed . . . quick feet . . . added 20 pounds in two years . . . great lateral movement.

HOMER MAY

Tight End



BIRTHDATE: 2-17-51

BIRTHPLACE: Port Arthur, Texas

ACQUIRED: 11th Round

COLLEGE: Texas A & M

HEIGHT: 6-2

WEIGHT: 225


Coach Fairbanks says: Another player I tried to recruit for Oklahoma, and we had him listed for defense . . . he has the skills and ability to take a shot at tight end and linebacker.

Outstanding on A&M freshman team . . . has been starting tight end for three varsity years . . . had most productive year as soph when he caught 26 passes for 479 yards . . . above average quickness . . . tough competitor with blocking ability . . . three time all-SWC choice . . . excellent down field blocker.

| Year | RECEIVING | | | |
|--------|-----------|-------|----|------|
| | Rec. | Yds. | TD | Pts. |
| 1970 | 26 | 479 | 5 | 30 |
| 1971 | 15 | 250 | 1 | 6 |
| 1972 | 18 | 346 | 2 | 12 |
| Totals | 59 | 1,075 | 8 | 48 |

EDDIE McASHAN

Quarterback



BIRTHDATE: 1-21-51

BIRTHPLACE: Gainesville, Fla.

ACQUIRED: 17th Round

COLLEGE: Georgia Tech

HEIGHT: 6-2

WEIGHT: 185


Coach Fairbanks says: Eddie is listed as a quarterback but could get a shot at defensive back . . . he has good speed, excellent hands, and a lot of natural ability.

Native of Gainesville, Fla. where he won school all-America honors . . . first Negro quarterback in Georgia Tech history . . . three year starter . . . combined rushing and passing yardage amounted to 1290 as a junior . . . can throw long and short . . . good ball handler . . . had career high of 16 TD passes last year . . . completed 360 passes for 4080 yards over three years.

| Year | PASSING | | | |
|--------|---------|-------|------|----|
| | Att. | Comp. | Yds. | TD |
| 1970 | 223 | 110 | 1138 | 9 |
| 1971 | 234 | 125 | 1186 | 7 |
| 1972 | 241 | 125 | 1756 | 16 |
| Totals | 698 | 360 | 4080 | 32 |

CONDIE PUGH

Running Back



BIRTHDATE: 3-16-50

BIRTHPLACE: Mobile, Ala.

ACQUIRED: 15th Round

COLLEGE: Norfolk State

HEIGHT: 5-11

WEIGHT: 188

Coach Fairbanks says: This young man was one of the fastest running backs in college football last season at 4.35 . . . he'll need some work, but we feel he can develop into a top performer for us.

Will rank among the fastest backs in pro football . . . he has been clocked at 4.3 for the 40 and Patriots defensive back Ron Bolton says Condie can do 4.2 on artificial turf . . . in four varsity seasons he accounted for 2325 yards on the ground and 966 on kickoff returns . . . great potential.

RUSHING

| Year | Att. | Yds. | TD | Pts. |
|---------------|------------|-------------|-----------|------------|
| 1969 | 106 | 625 | 7 | 42 |
| 1970 | 90 | 420 | 4 | 24 |
| 1971 | 131 | 542 | 5 | 30 |
| 1972 | 129 | 738 | 10 | 60 |
| Totals | 456 | 2325 | 26 | 156 |

RECEIVING


| Year | Rec. | Yds. | TD | Pts. |
|---------------|-----------|------------|----------|----------|
| 1969 | 7 | 85 | — | — |
| 1970 | 5 | 61 | — | — |
| 1971 | 6 | 54 | — | — |
| 1972 | 10 | 170 | — | — |
| Totals | 28 | 370 | — | — |

KICKOFF RETURNS

| Year | No. | Yds. | TD | Pts. |
|---------------------|-----------|-------------|-----------|------------|
| 1969 | 8 | 201 | 2 | 12 |
| 1970 | 7 | 135 | 1 | 6 |
| 1971 | 10 | 220 | 1 | 6 |
| 1972 | 18 | 410 | 1 | 6 |
| Totals | 43 | 966 | 5 | 30 |
| Grand Totals | — | 3661 | 31 | 186 |

DAN RUSTER

Defensive Back



BIRTHDATE: 2-27-51

BIRTHPLACE: Littleton, Colo.

ACQUIRED: 10th Round

COLLEGE: Oklahoma

HEIGHT: 6-3


WEIGHT: 200

Coach Fairbanks says: Dan is a fine safety prospect with exceptionally good size and speed . . . he has great instincts and intellect . . . he has all the capabilities to develop into a standout safety for us.

First of coach Fairbanks' former pupils selected by Patriots . . . played quarterback as frosh . . . switched to safety when he joined varsity . . . sure-fisted defender with excellent speed . . . tough player who hits with authority . . . has done some punt return work . . . completely recovered from shoulder separation suffered last year.

DARRYL STINGLEY

Wide Receiver



BIRTHDATE: 9-18-51

BIRTHPLACE: Chicago, Ill.

ACQUIRED: 1st Round (3rd Choice)

COLLEGE: Purdue

HEIGHT: 6-0

WEIGHT: 195

Coach Fairbanks says: Darryl is a great acquisition for us. I know this young man, and his college coach, Bob DeMoss, says he is the greatest receiver they have had at Purdue . . . he is the type of receiver who is a home run threat . . . he also adds a dimension as a return man.

Chicago high school player of the year in '68 . . . had amazing 20.4 yard average per catch as a junior . . . burning speed makes him a constant threat of going all the way . . . as a junior he had TD receptions of 66, 70, 76 and 80 yards . . . had 734 yards to his credit in big junior year . . . ranks as No. 3 all-time receiver in Purdue history . . . accounted for 2083 yards in all categories during three varsity years.

| RECEIVING | | | | |
|-----------|------|------|----|------|
| Year | Rec. | Yds. | TD | Pts. |
| 1970 | 23 | 286 | 0 | 0 |
| 1971 | 36 | 734 | 4 | 24 |
| 1972 | 10 | 236 | 1 | 6 |
| Totals | 69 | 1256 | 5 | 30 |

| RUSHING | | | | |
|---------|------|------|----|------|
| Year | Att. | Yds. | TD | Pts. |
| 1971 | 60 | 248 | 3 | 18 |
| 1972 | 52 | 226 | 1 | 6 |
| Totals | 112 | 474 | 4 | 24 |

| KICKOFF RETURNS | | | | |
|-----------------|-----|------|--|--|
| Year | No. | Yds. | | |
| 1970 | 11 | 181 | | |
| 1971 | 3 | 72 | | |
| 1972 | 3 | 34 | | |
| Totals | 17 | 287 | | |

| PUNT RETURNS | | | | |
|--------------|-----|------|---|----|
| Year | No. | Yds. | | |
| 1970 | 8 | 66 | | |
| Grand Totals | — | 2083 | 9 | 54 |

DID YOU KNOW . . .

Patriots all-time scoring king Gino Cappelletti is the third leading all-time scorer in the history of professional football with 1130 points in 11 seasons.

DID YOU KNOW . . .

That the first NFL player draft was held in 1936. The first college player drafted was halfback Jay Berwanger (U. of Chicago) by the Philadelphia Eagles.

DID YOU KNOW . . .

That in 1967 Jim Nance became the only AFL rushing champion to successfully defend his title?

FREE AGENTS' BIOGRAPHIES

DAVE BAILEY **WR** **Alabama**
Ht: 6-2 Wt: 190 Born: 2-23-50 at Bailey, Miss.
Three year veteran at Alabama where he caught 132 passes for more than 2000 yards and 17 touchdowns . . . 11th round choice of Green Bay in '72 and stuck with Packers until late cut.

PHIL BEALL **DB** **Baylor**
Ht: 6-1 Wt: 185 Born: 2-20-50 at Baton Rouge, La.
Standout schoolboy at Baton Rouge . . . started out at Ole Miss before transferring to Baylor . . . two year first stringer who had five interceptions during senior year.

ASHLEY BELL **TE** **Purdue**
Ht: 6-4 Wt: 220 Born: 1-16-49 at Rumson, N.J.
12th round choice of Miami Dolphins in 1972 draft . . . great career at Purdue where he caught 80 passes for 1069 yards and a dozen scores . . . has size and speed.

STEVE BEYRL **C** **Kansas State**
Ht: 6-4 Wt: 252 Born: 6-15-50 at Hutchinson, Kan.
Patriots 8th round choice in 1972 draft who was inactive last year . . . was top-ranking center in CEPO ratings . . . has shown great strength . . . good pass blocker.

STEVE BOORAS **DE** **Mesa Jr.**
Ht: 6-4 Wt: 245 Born: 4-29-48 at Billings, Mont.
Patriots 12th round choice in the 1972 draft . . . was all-star for Montreal Alouettes in 1970 after collegiate career at Mesa Jr. College . . . knee surgery has hampered his progress.

JAY BRESLIN **LB** **Michigan State**
Ht: 6-3 Wt: 222 Born: 7-15-49 at Allentown, Pa.
Two year regular under Duffy Daugherty at Michigan State . . . never missed a game . . . outside linebacker in rover defense . . . stuck with Bears through half of pre-season camp.

JERRY BROADNAX **TE** **Southern U.**
Ht: 6-2 Wt: 225 Born: 8-19-51 at Dallas, Texas
Three year regular at Southern U. . . . good speed and blocking ability . . . caught 12 passes for 146 yards and two TDs in final year . . . two-time discus champion of SWAC.

LARRY BRUNSON **WR** **Colorado**
Ht: 5-10 Wt: 180 Born: 8-11-49 at Little Rock, Ark.
Eleventh round choice of Denver Broncos in 1972
draft . . . great speed . . . played 24 games in two
years for Colorado . . . top track performer . . .
attended Mesa Jr. College.

BUDDY CARTER **QB** **Tampa**
Ht: 6-0 Wt: 190 Born: 6-1-51 at Waycross, Ga.
Top punter at Tampa . . . starting quarterback for
three years . . . completed 263 of 547 passes for 28
TDs . . . punting average was 39.6 yards . . . gave
up 21 interceptions over three seasons.

DICK CUMMINGS **RB** **U. Mass.**
Ht: 6-0 Wt: 225 Born: 2-8-50 at Williamstown, Mass.
Varsity performer for three seasons . . . good speed
. . . extremely strong . . . powerhouse type runner
who hits with authority . . . schoolboy gridder of
the year in Berkshire County in 1968.

WILL FOSTER **LB** **Eastern Michigan**
Ht: 6-2 Wt: 230 Born: 10-2-48 at Grady, Ala.
Seventh round draft choice of the Philadelphia Eagles
a year ago . . . three year veteran at Eastern Michigan
. . . had duty at fullback . . . blocked three punts and
had 104 tackles during career.

STEVE GOEPEL **QB** **Colgate**
Ht: 6-2 Wt: 205 Born: 1-22-49 at River Edge, N.J.
On Patriots taxi squad throughout last season . . .
was Cowboys 12th round pick in '71 . . . played on
Dallas cab squad . . . hit on 44.3 per cent of his passes
while at Colgate where he had three year record of
3336 yards and 15 TDs.

DANNY HARDAWAY **RB** **Cameron State**
Ht: 6-2 Wt: 208 Born: 11-7-48 at Memphis, Tenn.
Signed as FA and was on Patriots taxi squad during
'72 . . . started college career at Texas Tech, switched
to Cameron College . . . ran for 993 yards in three
seasons . . . good speed.

JON HARRISON **WR** **Oklahoma**
Ht: 5-11 Wt: 160 Born: 6-8-49 at Abilene, Texas
Had two great varsity years for the Sooners but was
not drafted by the pros . . . during career he caught
28 passes for 766 yards and six scores . . . excellent
speed and good hands.

CONWAY HAYMAN **G** **Delaware**
Ht: 6-3 Wt: 250 Born: 1-9-49 at Wilmington, Del.
With Patriots last year as cab squadder and was acti-
vated for the final game of the year but did not play
. . . has size and speed to make real run at steady
job this year.

STEVE KING **LB** **Tulsa**
Ht: 6-4 Wt: 225 Born: 6-10-51 at Quinton, Okla.
Three year veteran at Tulsa . . . excellent speed and
durability . . . tested out as one of the strongest
players among newcomers during orientation camp
. . . has good potential.

DES LEY **P** **None**
Ht: 6-1 Wt: 190
Born: 6-14-47 at W. Adelaide, Australia
Native of Australia . . . won the Kangaroo Kid kicking
contest from among more than 5000 entrants . . .
standout Aussie football player . . . had three 62-
yard punts during contest.

JEFF LYMAN **LB** **Brigham Young**
Ht: 6-3 Wt: 230 Born: 8-21-50 at Salt Lake City, Utah
Secured as part of the big six-player swap with
Buffalo . . . 4th round choice of St. Louis in 1972 . . .
picked up by Bills . . . was in Senior Bowl and Blue-
Gray games . . . solid potential.

DON MARTIN **DB** **Yale**
Ht: 5-11 Wt: 187 Born: 9-17-49 at Carrollton, Me.
Seventh round draft choice of Oakland Raiders in '71
. . . has gained playing experience with Bridgeport
Jets and Hartford Knights . . . good speed . . . played
three seasons for Eli.

CHARLES McKEE **WR** **Arizona**
Ht: 6-2 Wt: 191 Born: 2-2-50 at Little Rock, Ark.
Picked up on waivers from St. Louis during '72 season
. . . rode Patriots taxi squad for the balance of the
year . . . speed-merchant who has good hands and
ability to get open . . . second round draft choice
of Dallas a year ago.

REYNAUD MOORE **DB** **UCLA**
Ht: 6-2 Wt: 198 Born: 10-17-49 at Los Angeles, Calif.
Played wide receiver and corner back at UCLA . . .
New Orleans signed him as a free agent in '71 and
utilized him as a special teams player on punt and
kickoff returns . . . had a trial with Chicago last
season.

DARRELL MOSSBURG **DB** **Eastern Michigan**
Ht: 5-11 Wt: 180 Born: 8-12-50 at Temperance, Mich.
Three year varsity performer . . . half dozen inter-
ceptions and 99 tackles during his career . . . good
open field hitter . . . started collegiate career at
Toledo.

LUTHER PALMER **LB** **Virginia Union**
Ht: 6-1 Wt: 218 Born: 7-20-49 at Chambersburg, Pa.
In training camp with both Los Angeles and San Diego
last year . . . had full season of semi-pro ball . . .
played tight end and linebacker in college . . . four
year veteran.

LEON PETTIGREW **DE** **San Fernando**
Ht: 6-5 Wt: 252 Born: 12-14-49 at Los Angeles, Calif.
13th round draft choice of the San Francisco 49ers
a year ago . . . played tight end and defensive end
in college . . . good speed for a man his size . . .
showed good strength in orientation camps.

BILL PHILLIPS **LB** **Arkansas State**
Ht: 6-2 Wt: 243 Born: 2-5-49 at Harrison, Ark.
Third round draft choice of the Denver Broncos in 1972
. . . Little All-America guard in 1970 and switched to
linebacker in 1971 . . . injury curtailed activity in '71
. . . on Broncos cab squad throughout '72.

HOMER POST **DT** **Long Beach State**
Ht: 6-4 Wt: 252 Born: 11-2-48 at Los Angeles, Calif.
Signed as free agent a year ago . . . surgery wiped
out '72 season . . . has size and speed to be big asset
. . . excellent pass rush . . . started college career at
New Mexico State.

KENNY PRICE **LB** **Iowa**
Ht: 6-2 Wt: 215 Born 4-7-50 at Houston, Texas
Originally signed with Dallas as a free agent in 1971
. . . picked up by Patriots on waivers . . . activated
for last game of '71 . . . surgery curtailed progress.

DON RATLIFF **TE** **Maryland**
Ht: 6-6 Wt: 230 Born: 7-17-50 at Winchester, Va.
Good speed and ability to grab the ball . . . played
defensive end last season . . . proved himself one
of the strongest men in camp.

MITCH ROBERTSON **P** **Texas A & M**
Ht: 6-2 Wt: 215 Born: 3-8-49 at Gaston, Ala.
Signed as a free agent a year ago . . . stuck with
Patriots until late cut . . . played tight end in college.

JOHN SHIPKOWSKI **OT** **New Mexico**
Ht: 6-5 Wt: 255 Born: 12-14-48 at Butler, Pa.
Picked up on waivers from Kansas City Chiefs . . .
standout tackle at New Mexico for two seasons . . .
earned all-WAC honors both years.

JOHN SMITH **K** **Southampton, England**
Ht: 5-11 Wt: 168 Born: 12-30-48 at Leafield, England
English soccer player . . . was impressive during
workouts at orientation camps . . . can kick with
both feet . . . strong legs.

HISTORICAL HIGHLIGHTS

1959

FRANCHISE: American Football League's eighth franchise awarded to William H. Sullivan, Jr. (Nov. 16)

FIRST DRAFT: Selected Northwestern running back Ron Burton as the first draft choice and Syracuse running back Gerhard Schwedes as the first territorial choice. (Nov. 22)

FIRST FOOTBALL EXECUTIVE: Mike Holovak named Director of Personnel after nine years as Boston College head coach. (Dec. 15)

FIRST PLAYER SIGNED: Clemson Quarterback, Harvey White first player signed by Patriots (Dec. 20)

1960

GENERAL MANAGER: Ed McKeever appointed to this post. (Jan. 14)

ANNOUNCE OWNERS: In addition to William H. Sullivan, Jr., the other owners were announced as: John Ames, Jr., Dean Boylan, Dom DiMaggio, Dan Marr, Ed McMann, George Sargent, Paul Sonnabend, Joseph E. Sullivan and Edgar Turner. (Jan. 29)

HEAD COACH: Lou Saban signed as club's first head coach. (Feb. 8)

TEAM NAME, COLORS: Public contest produced team name of Patriots. Red, white and blue selected as team colors. (Feb. 20)

FIRST HOME FIELD: Boston Mayor John Collins persuades Boston University to open its field to the Patriots. (April 1)

STOCK ISSUE: First professional sports team in history to issue public stock. (April 2). William Kemble elected to represent 1600 non-voting stockholders.

INSIGNIA: The uniformed Patriot centering a football is adopted as the team's insignia. It is the work of Boston-Worcester cartoonist Phil Bissell. (April 19)

FIRST TRAINING CAMP: At the University of Massachusetts during which coach Saban looked at more than 350 players before completion. (July 4 opening).

FIRST GAME: In the first pre-season game in AFL history, Patriots defeated Buffalo 28-7 at War Memorial Stadium and Bob Dee recovered a fumble for the first touchdown ever scored in the league. (July 30).

HARVARD STADIUM: First professional sports event ever held at this site as 11,000 fans watched Dallas Texans (to become Kansas City Chiefs) beat Patriots 24-14 in charity game. (Aug. 14)

FIRST LEAGUE GAME: Played at Boston University Field with 21,597 fans welcoming pro football back to Boston after an 11-year absence. Pats lost upset 13-10 decision to Denver. (Sept. 9)

FIRST VICTORY: Defensive back Chuck Shonta recovered a fumble on final play of the game and ran for a touchdown to bring a 28-24 win over New York Titans (to become New York Jets) at Polo Grounds. (Sept. 16)

FIRST SELLOUT: Came at Boston University Field as Pats dropped 24-10 game to Houston before 27,123. (Nov. 18)

1961

HOLOVAK DEBUT: Mike Holovak made his first appearance on the sidelines as head coach in a 31-31 tie with Houston at B.U. Field. (Oct. 13). Note: He had been named head coach on October 10th.

MOST POINTS: Patriots had their most productive game ever in a 52-21 win over Buffalo at B.U. Field. (Oct. 22)

TURNAWAY CROWD: More than 10,000 fans were turned away at the gates at B.U. Field as Patriots beat Texans 28-21. (Nov. 3)

1962

NEW OWNER: Forrester A. "Tim" Clark took over ownership interests of John Ames. (Jan. 10)

SARGENT DIES: Co-Founder George Sargent died suddenly. (April 10)

LOST TITLE: Patriots lost the Eastern Division championship on the final day of the season via a 20-0 loss at Oakland. (Dec. 16)

1963

NEW HOME FIELD: Announce Patriots home grounds shifted to Fenway Park. (Jan. 6). Note: Played first game there Oct. 11 and beat Oakland 20-14.

ELECT SULLIVAN: Patriots head William H. Sullivan, Jr. elected President of the AFL for the first of two straight terms that were highlighted by signing \$36 million TV contract with NBC. (Jan. 10)

TITLE TIE: Lost 35-3 decision to Kansas City and had to settle for a tie with Buffalo for the Eastern Division crown at the end of regular season play. (Dec. 14)

DIVISION CROWN: Earned Eastern Division championship with a 26-8 win over Buffalo at snow-covered War Memorial Stadium in the only playoff game in AFL history. (Dec. 28)

1964

LOSE CHAMPIONSHIP: With everything going right for the Chargers, San Diego beat Patriots 51-10 for AFL title. (Jan. 5)

HEAD COACH ALSO G.M.: Mike Holovak had general manager's duties added to his head coaching responsibilities. (Feb. 18)

MISS TITLE: Compiled best record in club history (10-3-1) but lost division crown on final day via a 24-14 defeat by Buffalo before 38,021 (record to that point) fans in blizzard-swept Fenway Park. (Dec. 20)

1965

MERGER TALKS: Patriots president William H. Sullivan, Jr. took part in preliminary discussion on AFL-NFL eventual merger. (April 16)

1966

MERGER: Announce merger of AFL and NFL under banner of National Football League with American and National Conferences. Pats president William H. Sullivan, Jr. served on three-man AFL committee that effected the union. (June 8)

NEW OWNERS: David H. McConnell and Robert C. Wetenhall of New York purchased the interests of Dean Boylan and Dom DiMaggio. (Aug. 15)

TITLE ESCAPES: Lost AFL-East title and shot at first Super Bowl in 38-28 defeat by Jets at Shea Stadium. (Dec. 18)

1967

CHANGE NAME: The team's corporate title was changed to Boston Patriots Football Club, Inc. from American League Professional Football Team of Boston, Inc. (Feb. 18)

FIRST NFL FOE: Baltimore became first pre-merger NFL team to face the Patriots as Colts won 33-3 pre-season game at Harvard Stadium. (Aug. 13)

NEW DIRECTOR: Mrs. George Sargent became the club's first woman director when she replaced Francis W. Sargent (brother of her late husband, George) who was to become Governor of Massachusetts (Nov. 30).

1968

COLONEL DIES: Colonel Dan Marr, one of the club's co-founders, dies suddenly. (Jan. 19)

DIRECTOR SHIFT: Mrs. George Sargent passed directorship to son, Lee, a decorated Marine officer in Viet Nam. (March 6)

BOARD CHANGE: Phil David Fine, Charles J. Richardson, Bernard Baldwin, Daniel and Robert Marr, elected to the Board of Directors. Ed McMann resigned from the board. (March 6)

1969

NEW COACH: Clive Rush, New York Jets assistant, named head coach and vice-president replacing Mike Holovak. (Jan. 30)

NEW GENERAL MANAGER: Former New York Jets personnel head George Sauer appointed to fill this post. (Feb. 11)

RETURN TO UMASS: Patriots return to the site of their original pre-season training camp. (July 10)

CANADIAN CAPER: Patriots crossed international border for first time for pre-season game with Detroit Lions (22-9 loss) in Montreal's Jarry Park before 8,212 fans. (Aug. 25)

1970

STADIUM SITE: A plot of land beside Bay State Raceway in Foxboro selected as site for Patriots new home. (April 4)

FOXBORO OK'S STADIUM: A special town meeting gave overwhelming approval to the stadium proposal. (April 13)

GROUND BREAKING: NFL Commissioner Pete Rozelle and Chicago Bears head George "Papa Bear" Halas join club president William H. Sullivan,

Jr. in ground-breaking ceremonies for Schaefer Stadium. (Sept. 23)

BATTLE GIANTS: In the historic first meeting between the Giants and Patriots, the New Yorkers took a 16-0 decision at Harvard Stadium. (Oct. 18)

MAZUR TAKEOVER: Offensive coordinator John Mazur is appointed interim head coach replacing Clive Rush. (Nov. 4)

NEW DIRECTOR: Charles W. Sullivan replaces Phil David Fine on the Board of Directors as latter moves to important post as head of Stadium Realty Trust. (Nov. 19)

1971

NEW GENERAL MANAGER: Upton Bell, Director of Player Personnel for the world champion Baltimore Colts, is named General Manager replacing George Sauer. (Feb. 27)

TEAM RE-NAMED: After brief term as Bay State Patriots, the team's name is officially changed to New England Patriots. (March 22).

STADIUM DEDICATION: An amazing 326 days after ground-breaking, 60,423 fans jam Schaefer Stadium for the inaugural game in which Patriots beat Giants 20-14 and Gino Cappelletti scores first points with 36 yard field goal. (Aug. 15)

RECORD CROWD: An all time record crowd for a home game. 61,457, watched the Patriots upset Super Bowl-bound Miami 34-13. (Dec. 5)

MAZUR RE-HIRED: John Mazur signed a new one year contract as head coach. (Dec. 21)

1972

FIRST DIVIDEND: The Patriots made financial history by declaring their first cash dividend of 15 cents per share. (Feb. 17)

SEASON TICKET CUTOFF: In order to make tickets available on a per game basis, the Directors cut off the sale of season tickets at the 56,043 level. (March 16)

UNCLE JOE DIES: Joseph E. Sullivan, one of the club's original founders and affectionately known as "Uncle Joe", succumbs. (Aug. 15)

MAZUR QUIT: John Mazur resigns as head coach. (Nov. 13)

BENGTSON HIRED: Phil Bengtson, former Green Bay Packer head coach, named interim head coach for remainder of season. (Nov. 13)

TERMINATE BELL: Upton Bell terminated as General Manager. (Dec. 5)

1973

FAIRBANKS HIRED: Chuck Fairbanks hired as General Manager and Head Coach. (Jan. 26)

STAFF OF ASSISTANTS: Eight man staff named—Hank Bullough, Red Miller, Ron Erhardt, Bill Nelsen, Sam Rutigliano, Larrye Weaver, Charlie Sumner, Jim Valek. (Feb. 14)

DIVIDEND: For second straight year Directors announced dividend (25 cents per share) payment. (May 17).

Pre-Season Opponents

SAN FRANCISCO 49ERS

National Conference

Western Division

JULY 28—AT CANTON, OHIO

"HALL OF FAME SPECIAL"

Head Coach: Dick Nolan

Assistant Coaches: Chet Franklin, Mike Giddings, Don Heinrich, Doug Scovil, Jim Schofner, Dick Stanfel, Paul Wiggins.

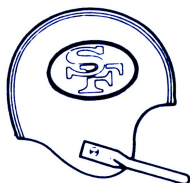
Public Relations: George McFadden

Office: (415) 776-7219

Home: (415) 941-7625

Colors: Scarlet and Gold.

Pre-season series: None



OAKLAND RAIDERS

American Conference

Western Division

AUGUST 5—AT FOXBORO

Head Coach: John Madden

Assistant Coaches: Tom Dahms, Tom Flores, Paul Roach, Ollie Spencer, Bob Zeman, Don Shinnick

Public Relations: Tom Grimes

Office: (415) 562-5900

Home: (415) 522-0429

Colors: Silver and Black

Pre-season series: Oakland leads 3-2-0



NEW YORK GIANTS

National Conference

Eastern Division

AUGUST 12—AT FOXBORO

Head Coach: Alex Webster

Assistant Coaches: Jim Garrett, Matt Hazeltine, Jim Katcavage, Emlen Tunnell, Joe Walton, Ray Wietecha.

Public Relations: Ed Croke

Office: (212) 582-9236

Home: (914) 631-1631

Colors: Red, White and Blue

Pre-season series: Tied 1-1-0



Pre-Season Opponents

ATLANTA FALCONS

National Conference

Western Division

AUGUST 18—AT ATLANTA

Head Coach: Norm Van Brocklin

Assistant Coaches: Billy Ray Barnes, Fred Brune, Marion Campbell, Harry Gilmer, Bob Griffin, Duane Putnam.


Public Relations: Wilt Browning

Office: (404) 688-8684

Home: (404) 284-0495

Colors: Red, Black, White and Gold.

Pre-season series: Falcons lead 2-0-0



NEW ORLEANS SAINTS

National Conference

Western Division

AUGUST 25—AT NEW ORLEANS

Head Coach: J. D. Roberts

Assistant coaches: Lynn Amedee, Jim Champion, Ernie Hefferle, Marv Matuszak, John North, Jim Royer, Bud Whitehead.

Public Relations: Larry Liddell

Office: (504) 525-4011

Home: (504) 888-3116

Colors: Gold, Black and White

Pre-season series: Saints lead 2-0-0



WASHINGTON REDSKINS

National Conference

Eastern Division

SEPTEMBER 2—AT FOXBORO

Head Coach: George Allen

Assistant Coaches: Bill Austin, Dick Bielski, Ralph Hawkins, Paul Lanham, Ted Marchibroda, Jack Pardee, LaVern Torgeson, Charley Waller.


Public Relations: Joe Blair

Office: (703) 471-9100

Home: (301) 589-6773

Colors: Burgundy and Gold

Pre-season series: Redskins lead 2-0-0



Pre-Season Opponents

DETROIT LIONS

National Conference

Central Division

SEPTEMBER 7—AT DETROIT

Head Coach: Don McCafferty

Assistant Coaches: Raymond Berry, Rick Forzano, Bob Hollway, Ed Khayat, Leon McLaughlin, John Meyer.

Public Relations: Lyall Smith

Office: (313) 965-6885

Home: (313) 646-1345

Colors: Blue and Silver

Pre-season series: Tied 1-1-0



PRE-SEASON RESULTS

| Date | Site | Attendance | Score |
|------|---------------------------------|------------|--------------------------|
| 1960 | (4-1-0) | | |
| 7/30 | at Buffalo (16,000) | | Patriots 28, Bills 7 |
| 8/ 5 | at Providence (4,706) | | Patriots 43, Broncos 6 |
| 8/14 | at Boston (11,000) | | Texans 24, Patriots 14 |
| 8/21 | at Worcester (7,500) | | Patriots 21, Bills 7 |
| 8/28 | at Amherst (4,000) | | Patriots 28, Raiders 14 |
| 1961 | (3-1-0) | | |
| 8/10 | at Boston (15,387) | | Patriots 14, Titans 3 |
| 8/19 | at Philadelphia (73,916) | | Titans 17, Patriots 7 |
| 8/25 | at Providence (4,762) | | Patriots 28, Bills 10 |
| 9/ 1 | at Buffalo (9,022) | | Patriots 15, Bills 12 |
| 1962 | (2-3-0) | | |
| 8/11 | at Providence (9,000) | | Raiders 21, Patriots 20 |
| 8/15 | at Buffalo (22,112) | | Patriots 12, Bills 7 |
| 8/18 | at New Orleans (31,000) | | Oilers 20, Patriots 10 |
| 8/25 | at Lowell (11,118) | | Patriots 17, Titans 10 |
| 9/ 1 | at Boston (8,783) | | Bills 7, Patriots 6 |
| 1963 | (0-5-0) | | |
| 8/ 4 | at Oakland (9,721) | | Raiders 24, Patriots 17 |
| 8/10 | at San Diego (16,427) | | Chargers 50, Patriots 17 |
| 8/14 | at Lowell (9,387) | | Oilers 21, Patriots 20 |
| 8/24 | at Buffalo (17,697) | | Bills 24, Patriots 14 |
| 9/ 1 | at New Brunswick, N.J. (12,500) | | Jets 22, Patriots 20 |
| 1964 | (0-5-0) | | |
| 8/ 9 | at Boston (20,087) | | Oilers 38, Patriots 7 |
| 8/18 | at Lowell (6,390) | | Jets 23, Patriots 7 |
| 8/22 | at New Brunswick, N.J. (11,500) | | Jets 21, Patriots 20 |
| 8/28 | at Buffalo (12,566) | | Bills 24, Patriots 14 |
| 9/ 4 | at Denver (20,568) | | Broncos 27, Patriots 17 |
| 1965 | (0-5-0) | | |
| 8/ 7 | at Boston (23,674) | | Bills 23, Patriots 0 |
| 8/13 | at Allentown, Pa. (18,000) | | Jets 26, Patriots 16 |
| 8/21 | at Houston (30,142) | | Oilers 27, Patriots 6 |
| 8/28 | at Norfolk, Va. (9,217) | | Jets 17, Patriots 0 |
| 9/ 4 | at Kansas City (15,157) | | Chiefs 34, Patriots 7 |
| 1966 | (1-3-0) | | |
| 8/ 7 | at Boston (23,674) | | Bills 19, Patriots 13 |
| 8/20 | at Anaheim (36,038) | | Patriots 21, Raiders 10 |
| 8/27 | at San Diego (15,434) | | Chargers 31, Patriots 13 |
| 9/ 1 | at Mobile (22,000) | | Jets 41, Patriots 3 |

| | |
|------------------------------------|--------------------------|
| 1967 (1-3-0) | |
| 8/ 4 at Bridgeport, Conn. (16,000) | Jets 55, Patriots 13 |
| 8/13 at Boston (29,313) | Colts, 33, Patriots 3 |
| 8/20 at Rochester, N.Y. (15,300) | Patriots 13, Bills 10 |
| 8/26 at Boston (15,523) | Redskins 13, Patriots 7 |
| 1968 (1-3-0) | |
| 8/10 at New Orleans (54,400) | Saints 19, Patriots 0 |
| 8/17 at Richmond, Va. (14,000) | Jets 25, Patriots 3 |
| 8/23 at Jacksonville (15,003) | Patriots 19, Dolphins 17 |
| 9/ 2 at Boston (31,404) | Eagles 22, Patriots 20 |
| 1969 (2-3-0) | |
| 8/10 at Bowling Green (16,900) | Patriots 21, Bengals 13 |
| 8/17 at Boston (24,084) | Falcons 34, Patriots 16 |
| 8/25 at Montreal (8,212) | Lions 22, Patriots 9 |
| 8/31 at Jacksonville (18,375) | Patriots 26, Broncos 10 |
| 9/ 6 at Birmingham (18,000) | Dolphins 13, Patriots 0 |
| 1970 (0-4-0) | |
| 8/16 at Boston (25,584) | Redskins 45, Patriots 21 |
| 8/29 at Jackson, Miss. (32,000) | Saints 26, Patriots 20 |
| 9/ 5 at Shreveport, La. (22,000) | Steelers 31, Patriots 3 |
| 9/11 at Salt Lake City (17,832) | Broncos 16, Patriots 14 |
| 1971 (1-5-0) | |
| 8/ 8 at Minneapolis (31,813) | Vikings 17, Patriots 10 |
| 8/15 at Foxboro (60,423) | Patriots 20, Giants 14 |
| 8/22 at Buffalo (31,610) | Bills 28, Patriots 14 |
| 8/29 at Foxboro (53,271) | Rams 31, Patriots 21 |
| 9/ 5 at Foxboro (48,631) | Falcons 45, Patriots 35 |
| 9/10 at Memphis (28,082) | Jets 38, Patriots 9 |
| 1972 (2-4-0) | |
| 8/ 5 at Oakland (53,661) | Raiders 31, Patriots 24 |
| 8/12 at Philadelphia (30,000) | Eagles 29, Patriots 20 |
| 8/20 at Foxboro (50,892) | Patriots 27, Bears 17 |
| 8/27 at Foxboro (51,470) | Giants 31, Patriots 10 |
| 9/ 2 at Denver (37,128) | Broncos 49, Patriots 24 |
| 9/10 at Foxboro (47,684) | Patriots 34, Lions 30 |
| Fourteen year record: 17-45-0 | |

PATRIOTS VS. ALL OPPONENTS IN PRE-SEASON PLAY

| Team | W | L | T | Pct. | PF | PA |
|---------------------|----|----|---|-------|-----|-------|
| Atlanta Falcons | 0 | 2 | 0 | .000 | 51 | 79 |
| Baltimore Colts | 0 | 1 | 0 | .000 | 3 | 33 |
| Buffalo Bills | 6 | 6 | 0 | .500 | 178 | 178 |
| Chicago Bears | 1 | 0 | 0 | 1.000 | 27 | 17 |
| Cincinnati Bengals | 1 | 0 | 0 | 1.000 | 21 | 13 |
| Denver Broncos | 2 | 3 | 0 | .400 | 124 | 108 |
| Detroit Lions | 1 | 1 | 0 | .500 | 43 | 52 |
| Houston Oilers | 0 | 4 | 0 | .000 | 43 | 106 |
| Kansas City Chiefs | 0 | 2 | 0 | .000 | 21 | 58 |
| Los Angeles Rams | 0 | 1 | 0 | .000 | 21 | 31 |
| Miami Dolphins | 1 | 1 | 0 | .500 | 19 | 30 |
| Minnesota Vikings | 0 | 1 | 0 | .000 | 10 | 17 |
| New Orleans Saints | 0 | 2 | 0 | .000 | 20 | 45 |
| New York Giants | 1 | 1 | 0 | .500 | 30 | 45 |
| New York Jets | 2 | 10 | 0 | .167 | 129 | 298 |
| Oakland Raiders | 2 | 3 | 0 | .400 | 110 | 100 |
| Philadelphia Eagles | 0 | 2 | 0 | .000 | 40 | 51 |
| Pittsburgh Steelers | 0 | 1 | 0 | .000 | 3 | 31 |
| San Diego Chargers | 0 | 2 | 0 | .000 | 30 | 81 |
| Washington Redskins | 0 | 2 | 0 | .000 | 28 | 58 |
| Pre-Season Totals | 17 | 45 | 0 | .274 | 951 | 1,431 |

The Patriots Play The . . .

BUFFALO BILLS

American Conference

Eastern Division

SEPTEMBER 16—AT FOXBORO

DECEMBER 9—AT BUFFALO

Address: 69 West Mohawk Street

Buffalo, N.Y. 14202

Office Phone: (716) 856-1567

President: Ralph C. Wilson, Jr.

General Manager: Bob Lustig

Head Coach: Lou Saban

Assistant Coaches: Bill Atkins, Jim Dooley, Stan Jones,
Jim Ringo, Bob Shaw, Ed Cavanaugh.

Public Relations: L. Budd Thalman

Don Phinney (716) 834-8459

Home Field: Buffalo Stadium (80,000)

Colors: Royal Blue, White and Scarlet.

All-time Record: Patriots lead series 14-12-1.

Home: 7-6-0 Away: 7-6-1

ALL-TIME REGULAR SEASON RESULTS

| Date | Location | Pats | Opp | Att | Results |
|----------|-------------|------|-----|---------|---------|
| 9-23-60 | Boston | 0 | 13 | 20,732 | L |
| 12- 4-60 | Buffalo | 14 | 38 | 14,335 | L |
| 9-23-61 | Buffalo | 23 | 21 | 21,504 | W |
| 10-22-61 | Boston | 52 | 21 | 9,398 | W |
| 11- 3-62 | Buffalo | 28 | 28 | 33,247 | T |
| 11-23-62 | Boston | 21 | 10 | 20,021 | W |
| 10-26-63 | Buffalo | 21 | 28 | 29,243 | L |
| 12- 1-63 | Boston | 17 | 7 | 16,891 | W |
| 12-28-63 | Buffalo (a) | 26 | 6 | 33,044 | W |
| 11-15-64 | Buffalo | 36 | 28 | 42,308 | W |
| 12-20-64 | Boston | 14 | 24 | 38,021 | L |
| 9-11-65 | Buffalo | 7 | 45 | 45,502 | L |
| 11-11-65 | Boston | 7 | 33 | 24,415 | L |
| 10- 8-66 | Buffalo | 20 | 10 | 45,542 | W |
| 12- 4-66 | Boston | 14 | 3 | 39,350 | W |
| 9-24-67 | Buffalo | 23 | 0 | 44,290 | W |
| 12- 9-67 | Boston | 16 | 44 | 20,627 | L |
| 9- 8-68 | Buffalo | 16 | 7 | 38,865 | W |
| 10-20-68 | Boston | 23 | 6 | 21,082 | W |
| 10-11-69 | Buffalo | 16 | 23 | 46,201 | L |
| 11-23-69 | Boston | 35 | 21 | 25,584 | W |
| 11- 1-70 | Boston | 10 | 45 | 31,148 | L |
| 11-29-70 | Buffalo | 14 | 10 | 31,427 | W |
| 11-14-71 | Foxboro | 38 | 33 | 57,446 | W |
| 11-28-71 | Buffalo | 20 | 27 | 27,166 | L |
| 10- 8-72 | Buffalo | 14 | 38 | 41,749 | L |
| 11-19-72 | Foxboro | 24 | 27 | 60,999 | L |
| | Totals | 549 | 575 | 880,137 | |

(a) AFL — East Playoff Game.

1972 RESULTS

| | | |
|----|---------------|----|
| 24 | New York Jets | 41 |
| 27 | San Francisco | 20 |
| 0 | Baltimore | 17 |
| 38 | New England | 14 |
| 16 | Oakland | 28 |
| 23 | Miami | 24 |
| 21 | Pittsburgh | 38 |
| 16 | Miami | 30 |
| 3 | New York Jets | 41 |
| 27 | New England | 24 |
| 10 | Cleveland | 27 |
| 7 | Baltimore | 35 |
| 21 | Detroit | 21 |
| 24 | Washington | 17 |

1973 SCHEDULE

| | |
|-------|------------------|
| 9-16 | at New England |
| 9-23 | at San Diego |
| 9-30 | New York Jets |
| 10- 7 | Philadelphia |
| 10-14 | Baltimore |
| 10-21 | at Miami |
| 10-29 | Kansas City |
| 11- 4 | at New Orleans |
| 11-11 | Cincinnati |
| 11-18 | Miami |
| 11-25 | at Baltimore |
| 12- 2 | at Atlanta |
| 12- 9 | New England |
| 12-16 | at New York Jets |



The Patriots Play The . . .

KANSAS CITY CHIEFS

American Conference

Central Division

SEPTEMBER 23—AT FOXBORO

Address: One Arrowhead Drive,
Kansas City, Mo. 64129

Office Phone: (816) 924-9300

President: Lamar Hunt

General Manager: Jack Steadman

Head Coach: Hank Stram

Assistant Coaches: Bill Walsh, Pete Brewster, John Beake, Tom Pratt, Tom Bettis, Walt Corey, Tommy O'Boyle.

Public Relations: Bob Sprenger (816-942-8199)
Jess Peters (816-361-1389)

Home Field: Arrowhead Stadium (78,034)

Colors: Red and Gold

All-time Record: Patriots trail series 5-10-3.

Home: 3-4-2 Away: 2-6-1



ALL TIME REGULAR SEASON RESULTS

| | | | | | |
|----------|-------------|-----|-----|---------|---|
| 11-18-60 | Boston | 42 | 14 | 14,721 | W |
| 12-11-60 | Dallas | 0 | 34 | 20,000 | L |
| 10-29-61 | Dallas | 18 | 17 | 20,500 | W |
| 11- 3-61 | Boston | 28 | 21 | 25,063 | W |
| 9- 8-62 | Dallas | 28 | 42 | 32,000 | L |
| 10-12-62 | Boston | 7 | 27 | 23,874 | L |
| 11-17-63 | Boston | 24 | 24 | 17,270 | T |
| 12-14-63 | Kansas City | 3 | 35 | 12,598 | L |
| 10-23-64 | Boston | 24 | 7 | 27,400 | W |
| 12- 6-64 | Kansas City | 31 | 24 | 13,166 | W |
| 10- 3-65 | Kansas City | 17 | 27 | 26,773 | L |
| 11-21-65 | Boston | 10 | 10 | 13,056 | T |
| 9-25-66 | Boston | 24 | 43 | 22,641 | L |
| 11-20-66 | Kansas City | 27 | 27 | 41,475 | T |
| 11-12-67 | Boston | 10 | 35 | 23,010 | L |
| 11-17-68 | Kansas City | 17 | 31 | 48,271 | L |
| 9-21-69 | Boston | 0 | 31 | 22,002 | L |
| 10-11-70 | Kansas City | 10 | 23 | 50,698 | L |
| | Totals | 320 | 470 | 454,518 | |

1972 RESULTS

| | | |
|----|--------------|----|
| 10 | Miami | 20 |
| 20 | New Orleans | 17 |
| 45 | Denver | 24 |
| 31 | Cleveland | 7 |
| 16 | Cincinnati | 23 |
| 20 | Philadelphia | 21 |
| 26 | San Diego | 14 |
| 27 | Oakland | 14 |
| 7 | Pittsburgh | 16 |
| 17 | San Diego | 27 |
| 3 | Oakland | 26 |
| 24 | Denver | 21 |
| 24 | Baltimore | 10 |
| 17 | Atlanta | 14 |

1973 SCHEDULE

| | |
|-------|----------------|
| 9-16 | Los Angeles |
| 9-23 | at New England |
| 9-30 | Oakland |
| 10- 7 | Denver |
| 10-14 | at Green Bay |
| 10-21 | at Cincinnati |
| 10-29 | at Buffalo |
| 11- 4 | at San Diego |
| 11-12 | Chicago |
| 11-18 | Houston |
| 11-25 | at Denver |
| 12- 2 | Cleveland |
| 12- 8 | at Oakland |
| 12-16 | San Diego |

The Patriots Play The . . .

MIAMI DOLPHINS

American Conference

Eastern Division

SEPTEMBER 30—AT MIAMI

OCTOBER 28—AT FOXBORO

Address: 330 Biscayne Blvd.

Miami, Fla. 33132.

Office Phone: (305) 379-1851

Managing General Partner: Joe Robbie

Head Coach: Don Shula

Assistant Coaches: Bill Arnsparger, Bill McPeak, Monte Clark, Tom Keane, Mike Scarry, Carl Taseff.

Public Relations: Mike Rathet (305-962-0186)

Charlie Callahan (305-274-0563)

Home Field: Orange Bowl (80,010)

Colors: Aqua and Orange.

All-time Record: Patriots trail series 5-8-0.

Home: 3-3-0 Away: 2-5-0



ALL-TIME REGULAR SEASON RESULTS

| Date | Location | Pats | Opp | Att | Results |
|----------|----------|------|-----|---------|---------|
| 11-27-66 | Miami | 20 | 14 | 22,754 | W |
| 10-15-67 | Boston | 41 | 10 | 23,935 | W |
| 12-17-67 | Miami | 32 | 41 | 25,969 | L |
| 11-24-68 | Boston | 10 | 34 | 18,305 | L |
| 12- 8-68 | Miami | 7 | 38 | 24,242 | L |
| 11- 9-69 | Boston | 16 | 17 | 19,821 | L |
| 11-30-69 | Tampa | 38 | 23 | 32,121 | W |
| 9-20-70 | Boston | 27 | 14 | 32,607 | W |
| 12- 6-70 | Miami | 20 | 37 | 51,032 | L |
| 10-17-71 | Miami | 3 | 41 | 58,822 | L |
| 12- 5-71 | Foxboro | 34 | 13 | 61,457 | W |
| 11-12-72 | Miami | 0 | 52 | 80,010 | L |
| 12- 3-72 | Foxboro | 21 | 37 | 60,999 | L |
| | Totals | 269 | 371 | 512,074 | |

1972 RESULTS

| | | |
|----|-----------------|----|
| 20 | Kansas City | 10 |
| 34 | Houston | 13 |
| 16 | Minnesota | 14 |
| 27 | New York Jets | 17 |
| 24 | San Diego | 10 |
| 24 | Buffalo | 23 |
| 23 | Baltimore | 0 |
| 30 | Buffalo | 16 |
| 52 | New England | 0 |
| 28 | New York Jets | 24 |
| 31 | St. Louis | 10 |
| 37 | New England | 21 |
| 23 | New York Giants | 13 |
| 16 | Baltimore | 0 |

1973 SCHEDULE

| | |
|-------|------------------|
| 9-16 | San Francisco |
| 9-23 | at Oakland |
| 9-30 | New England |
| 10- 7 | at New York Jets |
| 10-15 | at Cleveland |
| 10-21 | Buffalo |
| 10-28 | at New England |
| 11- 4 | New York Jets |
| 11-11 | Baltimore |
| 11-18 | at Buffalo |
| 11-22 | at Dallas |
| 12- 3 | Pittsburgh |
| 12- 9 | at Baltimore |
| 12-15 | Detroit |

NOTE: Additional games in 1972 — Defeated Cleveland 20-14 in AFC playoff; defeated Pittsburgh 21-17 for AFC championship; defeated Washington 14-7 in Super Bowl.

DID YOU KNOW . . .

That the jersey numbers of three all-time great Patriots have been retired from active service: 20—Gino Cap-pelletti; 79—Jim Hunt; 89—Bob Dee.

The Patriots Play The . . .

BALTIMORE COLTS

American Conference

Eastern Division

OCTOBER 7—AT FOXBORO

DECEMBER 16—AT BALTIMORE

Address: 600 N. Howard Street

Baltimore, Md. 21201

Office Phone: (301) 685-6400

President: Robert Irsay

General Manager—Joseph H. Thomas

Head Coach: Howard Schnellenberger

Assistant Coaches: Bobby Franklin, George Sefcik, Dick Voris, George Young.

Public Relations: Ernie Accorsi (301-666-0077)

Chip Campbell (301-833-6491)

Home Field: Memorial Stadium (60,002)

Colors: Royal Blue, White and Silver.

All-time Record: Patriots trail series 1-5-0

Home: 0-3-0

Away: 1-2-0



ALL-TIME REGULAR SEASON RESULTS

| Date | Location | Pats | Opp | Att | Results |
|----------|-----------|------|-----|---------|---------|
| 10- 4-70 | Boston | 6 | 14 | 38,235 | L |
| 10-25-70 | Baltimore | 3 | 27 | 60,240 | L |
| 10- 3-71 | Foxboro | 3 | 23 | 61,232 | L |
| 12-19-71 | Baltimore | 21 | 17 | 57,942 | W |
| 11- 6-72 | Foxboro | 17 | 24 | 60,999 | L |
| 11-26-72 | Baltimore | 0 | 31 | 54,907 | L |
| | Totals | 50 | 136 | 333,555 | |

1972 RESULTS

| | | |
|----|---------------|----|
| 3 | St. Louis | 10 |
| 34 | New York Jets | 44 |
| 17 | Buffalo | 0 |
| 20 | San Diego | 23 |
| 0 | Dallas | 21 |
| 20 | New York Jets | 24 |
| 0 | Miami | 23 |
| 24 | New England | 17 |
| 21 | San Francisco | 24 |
| 20 | Cincinnati | 19 |
| 31 | New England | 0 |
| 35 | Buffalo | 7 |
| 10 | Kansas City | 24 |
| 0 | Miami | 16 |

1973 SCHEDULE

| | |
|-------|------------------|
| 9-16 | at Cleveland |
| 9-23 | New York Jets |
| 9-30 | New Orleans |
| 10- 7 | at New England |
| 10-14 | at Buffalo |
| 10-21 | at Detroit |
| 10-28 | Oakland |
| 11- 4 | Houston |
| 11-11 | at Miami |
| 11-18 | at Washington |
| 11-25 | Buffalo |
| 12- 2 | at New York Jets |
| 12- 9 | Miami |
| 12-16 | New England |

"5" ON THE PATRIOTS

The Patriots pre-season games and special half hour weekly highlight shows will be telecast over channel 5 (WCVB-TV) during the 1973 season. New England's foremost television sportscaster, Don Gillis, will handle the play-by-play assignment for all pre-season games as well as serving as host for the highlight show that will be offered 20 times during the season. Rommie Loudd, former Patriots player, coach and Pro personnel director, will handle the color commentary.

The Patriots Play The ...

NEW YORK JETS

American Conference

Eastern Division

OCTOBER 14—AT NEW YORK

NOVEMBER 11—AT FOXBORO

Address: 595 Madison Avenue

New York, N.Y. 10022

Office Phone: (212-421-6600)

President: Philip H. Iselin

General Manager: Weeb Ewbank

Head Coach: Weeb Ewbank

Assistant Coaches: Wimp Hewgley, Buddy Ryan,
Charley Winner, Ed Biles, Mike Holovak, Ken
Shipp.

Public Relations: Frank Ramos (212-831-8919)

Jim Trecker (212-689-5082)

Home Field: Shea Stadium (60,000)

Colors: Kelly Green and White.

All-time Record: Patriots trail series 8-17-1

Home: 5-6-1 Away: 3-11-0*

* Including loss at Birmingham, Alabama.



ALL-TIME REGULAR SEASON RESULTS

| Date | Location | Pats | Opp | Att | Results |
|----------|------------|------|-----|---------|---------|
| 9-16-60 | New York | 28 | 24 | 19,220 | W |
| 11-11-60 | Boston | 38 | 21 | 11,653 | W |
| 9- 9-61 | Boston | 20 | 21 | 16,683 | L |
| 10- 1-61 | New York | 30 | 37 | 15,189 | L |
| 10- 6-62 | New York | 43 | 14 | 14,412 | W |
| 11-30-62 | Boston | 24 | 17 | 20,015 | W |
| 9- 8-63 | Boston | 38 | 14 | 24,120 | W |
| 10- 5-63 | New York | 24 | 31 | 16,769 | L |
| 9-27-64 | Boston | 26 | 10 | 22,176 | W |
| 10-31-64 | New York | 14 | 35 | 45,033 | L |
| 11-14-65 | Boston | 20 | 30 | 18,589 | L |
| 11-28-65 | New York | 27 | 23 | 56,511 | W |
| 10- 2-66 | Boston | 24 | 24 | 27,255 | T |
| 12-18-66 | New York | 28 | 38 | 58,921 | L |
| 10-29-67 | New York | 23 | 30 | 62,784 | L |
| 11-19-67 | Boston | 24 | 29 | 26,790 | L |
| 9-22-68 | Birmingham | 31 | 47 | 29,192 | L |
| 10-27-68 | New York | 14 | 48 | 62,351 | L |
| 10- 5-69 | Boston | 14 | 23 | 25,584 | L |
| 10-26-69 | New York | 17 | 23 | 62,298 | L |
| 9-27-70 | Boston | 21 | 31 | 36,607 | L |
| 11-22-70 | New York | 3 | 17 | 61,822 | L |
| 10-10-71 | Foxboro | 20 | 0 | 61,357 | W |
| 12-12-71 | New York | 6 | 13 | 63,175 | L |
| 10-15-72 | Foxboro | 13 | 41 | 60,999 | L |
| 10-29-72 | New York | 10 | 34 | 62,867 | L |
| Totals | | 580 | 662 | 982,912 | |

1972 RESULTS

| | | |
|----|-------------|----|
| 41 | Buffalo | 24 |
| 44 | Baltimore | 34 |
| 20 | Houston | 26 |
| 17 | Miami | 27 |
| 41 | New England | 13 |
| 24 | Baltimore | 20 |
| 34 | New England | 10 |
| 17 | Washington | 35 |
| 41 | Buffalo | 3 |
| 24 | Miami | 28 |
| 20 | Detroit | 37 |
| 18 | New Orleans | 17 |
| 16 | Oakland | 24 |
| 10 | Cleveland | 26 |

1973 SCHEDULE

| | |
|-------|-----------------|
| 9-17 | at Green Bay |
| 9-23 | at Baltimore |
| 9-30 | at Buffalo |
| 10- 7 | Miami |
| 10-14 | New England |
| 10-21 | Pittsburgh |
| 10-28 | Denver |
| 11- 4 | at Miami |
| 11-11 | at New England |
| 11-18 | at Cincinnati |
| 11-25 | Atlanta |
| 12- 2 | Baltimore |
| 12- 9 | at Philadelphia |
| 12-16 | Buffalo |

DEFENSIVE ROSTER

DEFENSIVE BACKS

| No. | Name | Hgt. | Wgt. | Age | Pro Yr. | College |
|-----|-------------------|------|------|-----|---------|---------------|
| — | Beall, Phil | 6-1 | 185 | 23 | R | Baylor |
| 27 | Bolton, Ron | 6-2 | 170 | 23 | 2 | Norfolk State |
| 41 | Carwell, Larry | 6-1 | 185 | 28 | 7 | Iowa State |
| 22 | Durko, Sandy | 6-1 | 186 | 24 | 3 | So. Calif. |
| 23 | Hoey, George | 5-10 | 180 | 26 | 3 | Michigan |
| 29 | Jackson, Honor | 6-2 | 191 | 24 | 2 | Pacific |
| 48 | Johnson, Daryl | 5-10 | 180 | 26 | 3 | Morgan St. |
| — | Martin, Donald | 5-11 | 187 | 23 | R | Yale |
| — | Moore, Reynaud | 6-2 | 198 | 23 | R | UCLA |
| — | Mossburg, Darrell | 5-11 | 180 | 22 | R | E.Michigan |
| 44 | Outlaw, John | 5-9 | 180 | 28 | 5 | Jackson St. |
| 24 | Ruster, Dan | 6-3 | 200 | 22 | R | Oklahoma |
| 26 | Scott, Clarence | 6-0 | 190 | 29 | 5 | Morgan St. |

LINEBACKERS

| | | | | | | |
|----|-----------------|-----|-----|----|---|----------------|
| 51 | Acks, Ron | 6-2 | 220 | 28 | 6 | Illinois |
| 49 | Blanchard, Dick | 6-3 | 225 | 24 | 2 | Tulsa |
| — | Breslin, Jay | 6-3 | 222 | 23 | R | Michigan St. |
| 50 | Chandler, Edgar | 6-3 | 225 | 26 | 6 | Georgia |
| 55 | Cindrich, Ralph | 6-1 | 222 | 23 | 2 | Pittsburgh |
| 59 | Dusek, Brad | 6-2 | 214 | 22 | R | Texas A&M |
| — | Foster, Will | 6-2 | 230 | 24 | R | E. Michigan |
| 52 | Kadziel, Ron | 6-4 | 225 | 24 | 2 | Stanford |
| — | King, Steve | 6-4 | 225 | 22 | R | Tulsa |
| — | Kutter, Mike | 6-3 | 225 | 21 | R | Concordia, Mn. |
| 57 | Lyman, Jeff | 6-3 | 230 | 22 | R | Brigham Young |
| — | Palmer, Luther | 6-1 | 218 | 23 | R | Virginia Union |
| 54 | Price, Ken | 6-2 | 215 | 23 | R | Iowa |

DEFENSIVE ENDS

| | | | | | | |
|----|-------------------|-----|-----|----|---|--------------|
| 88 | Berger, Ron | 6-8 | 265 | 29 | 5 | Wayne State |
| — | Booras, Steve | 6-4 | 245 | 25 | R | Mesa Jr. |
| — | Hamilton, Ray | 6-1 | 232 | 22 | R | Oklahoma |
| 71 | May, Arthur | 6-3 | 242 | 24 | 2 | Tuskegee |
| — | Pettigrew, Leon | 6-5 | 252 | 23 | R | San Fernando |
| 87 | White, Jim | 6-4 | 244 | 24 | 2 | Colorado St. |
| 70 | Wirgowski, Dennis | 6-5 | 245 | 25 | 4 | Purdue |

DEFENSIVE TACKLES

| | | | | | | |
|----|---------------|-----|-----|----|---|----------------|
| 85 | Adams, Julius | 6-3 | 257 | 25 | 3 | Texas So. |
| 63 | Cash, Rick | 6-5 | 245 | 27 | 5 | NE Missouri |
| 75 | Post, Homer | 6-4 | 252 | 24 | R | Long Beach St. |
| 76 | Rowe, Dave | 6-7 | 265 | 26 | 7 | Penn State |

PUNTERS

| | | | | | | |
|---|------------------|------|-----|----|----|-----------|
| 3 | Barnes, Bruce | 5-11 | 212 | 21 | R | UCLA |
| — | Ley, Des | 6-1 | 190 | 25 | R | Australia |
| 4 | Robertson, Mitch | 6-2 | 215 | 24 | R | Texas A&M |
| 2 | Studstill, Pat | 6-0 | 180 | 34 | 12 | Houston |

PATRIOTS ON RADIO

Gil Santos, who has been associated with the Patriots radio broadcasts for the past seven years, is in his third season as the play-by-play caller on WBZ. With him as the color commentator is former Patriot all-time great Gino Cappelletti.

OFFENSIVE ROSTER

QUARTERBACKS

| No. | Name | Hgt. | Wgt. | Age | Pro Yr. | College |
|-----|----------------|------|------|-----|---------|--------------|
| — | Carter, Buddy | 6-0 | 190 | 22 | R | Tampa |
| 14 | Dowling, Brian | 6-2 | 198 | 26 | 2 | Yale |
| 11 | Goepel, Steve | 6-2 | 205 | 24 | R | Colgate |
| — | McAshan, Ed | 6-2 | 185 | 22 | R | Georgia Tech |
| 16 | Plunkett, Jim | 6-2 | 210 | 25 | 3 | Stanford |

RUNNING BACKS

| | | | | | | |
|----|-------------------|------|-----|----|---|--------------|
| 31 | Ashton, Josh | 6-1 | 202 | 23 | 2 | Tulsa |
| — | Cummings, Richard | 6-0 | 225 | 23 | R | U. Mass. |
| 39 | Cunningham, Sam | 6-3 | 224 | 22 | R | So. Calif. |
| — | Davis, Charles | 6-1 | 210 | 22 | R | Alcorn A&M |
| 45 | Hardaway, Danny | 6-2 | 208 | 24 | R | Cameron St. |
| 35 | Matthews, Henry | 6-3 | 212 | 24 | 2 | Michigan St. |
| 30 | Patrick, Wayne | 6-1 | 230 | 26 | 6 | Louisville |
| 42 | Pittman, Charlie | 6-1 | 208 | 25 | 3 | Penn State |
| — | Pugh, Condie | 5-11 | 188 | 23 | R | Norfolk St. |
| 36 | Tarver, John | 6-3 | 216 | 24 | 2 | Colorado |

WIDE RECEIVERS

| | | | | | | |
|----|------------------|------|-----|----|---|---------------|
| — | Bailey, Dave | 6-2 | 190 | 23 | R | Alabama |
| — | Brunson, Larry | 5-10 | 180 | 23 | R | Colorado |
| — | Harrison, Jon | 5-11 | 160 | 23 | R | Oklahoma |
| 83 | McKee, Charles | 6-2 | 191 | 23 | R | Arizona |
| 21 | Reynolds, Tom | 6-3 | 195 | 24 | 2 | San Diego St. |
| 33 | Rucker, Reggie | 6-2 | 190 | 25 | 4 | Boston Univ. |
| 84 | Stingley, Darryl | 6-0 | 195 | 21 | R | Purdue |
| 18 | Vataha, Randy | 5-10 | 170 | 24 | 3 | Stanford |

TIGHT ENDS

| | | | | | | |
|----|-----------------|-----|-----|----|---|-----------|
| 80 | Adams, Bob | 6-2 | 225 | 26 | 4 | Pacific |
| — | Bell, Ashley | 6-4 | 220 | 24 | R | Purdue |
| 82 | Beer, Tom | 6-3 | 220 | 28 | 7 | Houston |
| — | Broadnax, Jerry | 6-2 | 225 | 21 | R | So. Univ. |
| — | May, Homer | 6-2 | 225 | 22 | R | Texas A&M |
| 81 | Ratliff, Donald | 6-6 | 230 | 22 | R | Maryland |
| 86 | Windsor, Bob | 6-4 | 225 | 30 | 7 | Kentucky |

CENTERS

| | | | | | | |
|----|---------------|-----|-----|----|----|------------|
| 53 | Beyrle, Steve | 6-4 | 252 | 22 | R | Kansas St. |
| 58 | Dumler, Doug | 6-3 | 242 | 22 | R | Nebraska |
| 56 | Morris, Jon | 6-4 | 248 | 31 | 10 | Holy Cross |

GUARDS

| | | | | | | |
|----|-----------------|-----|-----|----|----|--------------|
| 61 | Adams, Sam | 6-3 | 252 | 24 | 2 | Prairie View |
| 78 | Banks, Willie | 6-2 | 250 | 27 | 4 | Alcorn A&M |
| 73 | Hannah, John | 6-2 | 265 | 22 | R | Alabama |
| 65 | Hayman, Conway | 6-3 | 250 | 24 | R | Delaware |
| 67 | Lenkaitis, Bill | 6-4 | 250 | 26 | 6 | Penn State |
| 60 | St. Jean, Len | 6-0 | 250 | 31 | 10 | N. Michigan |
| 62 | Williams, Clyde | 6-2 | 250 | 32 | 6 | So. Univ. |

OFFENSIVE TACKLES

| | | | | | | |
|----|------------------|-----|-----|----|----|---------------|
| 64 | Gallaher, Allen | 6-3 | 255 | 22 | R | So. Calif. |
| 77 | Neville, Tom | 6-4 | 260 | 29 | 8 | Miss. State |
| 74 | Reynolds, Bob | 6-5 | 262 | 34 | 11 | Bowling Green |
| — | Shipkowski, John | 6-5 | 255 | 24 | R | New Mexico |

KICKERS

| | | | | | | |
|----|------------------|------|-----|----|---|-----------|
| 7 | Gogolak, Charlie | 5-10 | 170 | 28 | 7 | Princeton |
| 1 | Smith, John | 5-11 | 168 | 24 | R | England |
| 12 | Walker, Mike | 6-0 | 185 | 23 | 2 | None |

The Patriots Play The . . .

CHICAGO BEARS

National Conference

Central Division

OCTOBER 21—AT CHICAGO

Address: 173 West Madison Street
Chicago, Illinois 60602

Chairman: George Halas

General Manager: George Halas, Jr.

Head Coach: Abe Gibron

Assistant Coaches: Zeke Bratkowski, Jimmy Carr,
Chuck Cherundolo, Whitey Dovell, Perry Moss,
Jerry Stoltz.

Public Relations: Dan Desmond (312-465-8218)

Home Field: Soldiers Field (55,701)

Colors: Orange, Navy Blue and White.

All-time Record: No previous meetings



1972 RESULTS

| | | |
|----|---------------|----|
| 21 | Atlanta | 37 |
| 13 | Los Angeles | 13 |
| 24 | Detroit | 38 |
| 17 | Green Bay | 20 |
| 17 | Cleveland | 0 |
| 13 | Minnesota | 10 |
| 27 | St. Louis | 10 |
| 0 | Detroit | 14 |
| 17 | Green Bay | 23 |
| 21 | San Francisco | 34 |
| 3 | Cincinnati | 13 |
| 10 | Minnesota | 23 |
| 21 | Philadelphia | 12 |
| 21 | Oakland | 28 |

1973 SCHEDULE

| | |
|-------|----------------|
| 9-16 | Dallas |
| 9-23 | Minnesota |
| 9-30 | at Denver |
| 10- 7 | at New Orleans |
| 10-14 | at Atlanta |
| 10-21 | New England |
| 10-28 | Houston |
| 11- 4 | at Green Bay |
| 11-12 | at Kansas City |
| 11-18 | Detroit |
| 11-25 | at Minnesota |
| 12- 2 | Los Angeles |
| 12- 9 | at Detroit |
| 12-16 | Green Bay |

ALL-TIME COACHES ROSTER

| Name | Position | Total Years | Years of Service |
|-------------------|-----------------------|-------------|------------------|
| Beatty, Bruce | Offensive Line | 4 | 1969-1972 |
| Bengtson, Phil | Head Coach (Int.) | ½ | 1972 |
| Bruney, Fred | Defensive Backfield | 2 | 1962-1963 |
| Campbell, Marion | Defensive Line | 2 | 1962-1963 |
| Collier, Joel D. | Defensive Backfield | 2 | 1960-1961 |
| Elias, Bill | Defensive Backfield | 2 | 1969-1970 |
| Evans, Dick | Defensive Coordinator | | |
| | Defensive Line | 2 | 1971-1972 |
| Fletcher, Tom | Defensive Backfield | 2 | 1971-1972 |
| Gibson, Claude | Defensive Backfield | 1 | 1968 |
| Holovak, Mike | Offensive Backfield | 1½ | 1960-1961 |
| | Head Coach | 7½ | 1961-1968 |
| Loudd, Rommie | Linebackers | 1 | 1966 |
| Mazur, John | Offensive Backfield | 1½ | 1969-1970 |
| | Head Coach | 2 | 1970-1972 |
| Meyer, John | Linebackers | 4 | 1969-1972 |
| Miller, Red | Offensive Line | 2 | 1960-1961 |
| Richardson, Jesse | Defensive Line | 5 | 1965-1969 |
| Rush, Clive | Head Coach | 1½ | 1969-1970 |
| Rutigliano, Sam | Offensive Backfield | 2 | 1971-1972 |
| Saban, Lou | Head Coach | 1½ | 1960-1961 |
| Smith, Jerry | Defensive Line | 2 | 1960-1961 |
| Spinney, Art | Offensive Line | 7 | 1962-1968 |
| Stoltz, Jerry | Receivers | 4 | 1969-1972 |
| Taseff, Carl | Defensive Backfield | 1 | 1964 |
| Weber, Chuck | Defensive Line | 1 | 1964 |
| | Defensive Backfield | 3 | 1965-1967 |
| Yewcic, Tom | Offensive Backfield | 2 | 1967-1968 |

The Patriots Play The . . .

PHILADELPHIA EAGLES

National Conference

Eastern Division

NOVEMBER 4—AT PHILADELPHIA

Address: Broad Street at Pattison Ave.

Philadelphia, Pa. 19148

Office Phone: (215) 463-2500

President: Leonard H. Tose

Head Coach: Mike McCormack

Assistant Coaches: Boyd Dowler, John Idzik, Dick LeBeau, John Mazur, Walt Michaels, John Sandusky, Jerry Wampfler.

Public Relations: Jimmy Gallagher (215-279-7989)

Chick McElrone (215-583-8990)

Home Field: Veterans Stadium (65,720)

Colors: Kelly Green and White

All-time Record: No previous meetings.



1972 RESULTS

| | | |
|----|-----------------|----|
| 6 | Dallas | 28 |
| 17 | Cleveland | 27 |
| 12 | New York Giants | 27 |
| 0 | Washington | 14 |
| 3 | Los Angeles | 34 |
| 21 | Kansas City | 20 |
| 3 | New Orleans | 21 |
| 6 | St. Louis | 6 |
| 18 | Houston | 17 |
| 7 | Dallas | 28 |
| 10 | New York Giants | 62 |
| 7 | Washington | 23 |
| 12 | Chicago | 21 |
| 23 | St. Louis | 24 |

1973 SCHEDULE

| | |
|-------|--------------------|
| 9-16 | St. Louis |
| 9-23 | at New York Giants |
| 9-30 | Washington |
| 10- 7 | at Buffalo |
| 10-14 | at St. Louis |
| 10-21 | at Minnesota |
| 10-28 | Dallas |
| 11- 4 | New England |
| 11-11 | Atlanta |
| 11-18 | at Dallas |
| 11-25 | New York Giants |
| 12- 2 | at San Francisco |
| 12- 9 | New York Jets |
| 12-16 | at Washington |

POST-SEASON AWARDS

1976 CLUB

MOST VALUABLE PLAYER: 1962—Ron Burton; 1963—Babe Parilli; 1964—Babe Parilli; 1965—Nick Buoniconti; 1966—Jim Nance; 1967—Jim Nance; 1968—Jim Whalen; 1969—Carl Garrett; 1970—John Bramlett; 1971—Jim Plunkett; 1972—Reggie Rucker.

ROOKIE OF THE YEAR: 1962—Nick Buoniconti; 1963—Art Graham; 1964—Jon Morris; 1965—Tom Hennessey; 1966—Robert Cappadonna; 1967—Ed Philpott; 1968—Tom Sherman; 1969—Carl Garrett; 1970—Odell Lawson; 1971—Randy Vataha; 1972—Josh Ashton.

UNSUNG HERO: 1962—Larry Garron; 1963—Milt Graham; 1964—Charlie Long; 1965—Jon Morris; 1966—Len St. Jean; 1967—Don Webb; 1968—Houston Antwine; 1969—Jim Cheyunski; 1970—Len St. Jean; 1971—Tom Beer; 1972—Jon Morris.

FOXBORO JAYCEES

MOST VALUABLE PLAYER: 1970—Houston Antwine; 1971—Jim Plunkett; 1972—Reggie Rucker.

ROOKIE OF THE YEAR: 1970—Odell Lawson; 1971—Randy Vataha; 1972—Josh Ashton.

UNSUNG HERO: 1970—Ron Berger; 1971—Steve Kiner; 1972—Jim Cheyunski.

The Patriots Play The . . .

GREEN BAY PACKERS



National Conference

Central Division

NOVEMBER 18—AT FOXBORO

Address: 1265 Lombardi Avenue,
Green Bay, Wisconsin 54303

Office Phone: (414) 494-2351

President: Dominic Olejniczak

General Manager: Dan Devine

Head Coach: Dan Devine

Assistant Coaches: Red Cochran, Don Doll, Rollie
Dotsch, Burt Gustafson, Dave Hanner, John
Polonchek, Hank Kuhlmann.

Public Relations: Chuck Lane (414-435-3332)

Home Field: Lambeau Field (56,263)

Colors: Green and Gold

All-time Record: No previous meetings

1972 RESULTS

| | | |
|----|---------------------|----|
| 26 | Cleveland | 10 |
| 14 | Oakland | 20 |
| 16 | Dallas (Mil) | 13 |
| 20 | Chicago | 17 |
| 24 | Detroit | 23 |
| 9 | Atlanta (Mil) | 10 |
| 13 | Minnesota | 27 |
| 34 | San Francisco (Mil) | 24 |
| 23 | Chicago | 17 |
| 23 | Houston | 10 |
| 16 | Washington | 21 |
| 33 | Detroit | 7 |
| 23 | Minnesota | 7 |
| 30 | New Orleans | 20 |

1973 SCHEDULE

| | |
|-------|--------------------|
| 9-17 | N. Y. Jets |
| 9-23 | Detroit |
| 9-30 | at Minnesota |
| 10- 7 | at New York Giants |
| 10-14 | Kansas City |
| 10-21 | at Los Angeles |
| 10-28 | at Detroit |
| 11- 4 | Chicago |
| 11-11 | St. Louis |
| 11-18 | at New England |
| 11-26 | at San Francisco |
| 12- 2 | New Orleans |
| 12- 8 | Minnesota |
| 12-16 | at Chicago |

PATRIOTS WON-LOST, SCORING

| Year | Home Record | | | | | Away Record | | | | |
|--------|-------------|----|---|------|------|-------------|----|---|------|------|
| | W | L | T | PF | PA | W | L | T | PF | PA |
| 1960 | 3 | 4 | 0 | 150 | 158 | 2 | 5 | 0 | 136 | 191 |
| 1961 | 4 | 2 | 1 | 223 | 166 | 5 | 2 | 0 | 192 | 147 |
| 1962 | 6 | 1 | 0 | 177 | 127 | 3 | 3 | 1 | 167 | 168 |
| 1963 | 5 | 1 | 1 | 190 | 90 | 2 | 5 | 0 | 137 | 167 |
| 1964 | 4 | 2 | 1 | 161 | 141 | 6 | 1 | 0 | 204 | 156 |
| 1965 | 1 | 4 | 2 | 112 | 151 | 3 | 4 | 0 | 132 | 161 |
| 1966 | 4 | 2 | 1 | 158 | 146 | 4 | 2 | 1 | 157 | 137 |
| 1967 | 2 | 4 | 0 | 123 | 171 | 1 | 6 | 1 | 157 | 218 |
| 1968 | 2 | 4 | 0 | 97 | 132 | 2 | 6 | 0 | 132 | 274 |
| 1969 | 2 | 5 | 0 | 122 | 143 | 2 | 5 | 0 | 144 | 173 |
| 1970 | 1 | 6 | 0 | 92 | 171 | 1 | 6 | 0 | 57 | 190 |
| 1971 | 5 | 2 | 0 | 150 | 129 | 1 | 6 | 0 | 88 | 196 |
| 1972 | 2 | 5 | 0 | 127 | 203 | 1 | 6 | 0 | 65 | 243 |
| Totals | 41 | 42 | 6 | 1882 | 1928 | 33 | 57 | 3 | 1768 | 2421 |

(POST SEASON GAMES)

| | | | | | | | | | | |
|--------------|----|----|---|------|------|----|----|---|------|------|
| 1963 | — | — | — | — | — | 1 | 1 | 0 | 36 | 57 |
| Grand Totals | 41 | 42 | 6 | 1882 | 1928 | 34 | 58 | 3 | 1804 | 2478 |

Note: Six home and eight away games in 1967 and 1968.

The Patriots Play The . . .

HOUSTON OILERS

American Conference

Central Division

NOVEMBER 25—AT HOUSTON

Address: 6910 Fannin Street,
Houston, Texas 77025

Office Phone: (713) 748-2780

President: K. S. "Bud" Adams, Jr.

General Manager: Sid Gillman

Head Coach: Bill Peterson

Assistant Coaches: King Hill, Joe Madro, Larry Peccatiello, Bruce Beatty, Burnie Miller, Earnel Durden, Lew Carpenter, Andy Bourgeois, Garland Boyette.

Public Relations: Dan Downs (713-665-4369)


Jim McLemore (713-729-3640)

Home Field: The Astrodome (50,000)

Colors: Columbus Blue, Scarlet and White.

All-time Record: Patriots lead series 11-9-1.

Home: 8-2-1 Away: 3-7-0



ALL-TIME REGULAR SEASON RESULTS

| Date | Location | Pats | Opp | Att. | Result |
|----------|----------|------|-----|---------|--------|
| 11-25-60 | Boston | 10 | 24 | 27,123 | L |
| 12-18-60 | Houston | 21 | 37 | 22,352 | L |
| 10-13-61 | Boston | 31 | 31 | 15,070 | T |
| 11-12-61 | Houston | 15 | 27 | 35,649 | L |
| 9-16-62 | Boston | 34 | 21 | 32,276 | W |
| 11-18-62 | Houston | 17 | 21 | 35,250 | L |
| 11- 1-63 | Boston | 45 | 3 | 31,185 | W |
| 12- 8-63 | Houston | 46 | 28 | 23,462 | W |
| 11- 6-64 | Boston | 25 | 24 | 28,161 | W |
| 11-29-64 | Houston | 34 | 17 | 17,560 | W |
| 9-19-65 | Houston | 10 | 31 | 32,445 | L |
| 12-18-65 | Boston | 42 | 14 | 14,508 | W |
| 11-13-66 | Boston | 27 | 21 | 23,426 | W |
| 12-11-66 | Houston | 38 | 14 | 17,100 | W |
| 11- 5-67 | Boston | 18 | 7 | 19,422 | W |
| 11-26-67 | Houston | 6 | 27 | 28,044 | L |
| 10-13-68 | Boston | 0 | 16 | 32,502 | L |
| 12-15-68 | Houston | 17 | 45 | 34,198 | L |
| 11- 2-69 | Boston | 24 | 0 | 19,006 | W |
| 12-14-69 | Houston | 23 | 27 | 39,215 | L |
| 11- 7-71 | Foxboro | 28 | 20 | 53,153 | W |
| Totals | | 511 | 455 | 581,107 | |

1972 RESULTS

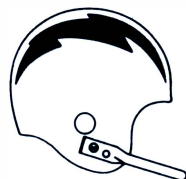
| | | |
|----|---------------|----|
| 17 | Denver | 30 |
| 13 | Miami | 34 |
| 26 | New York Jets | 20 |
| 0 | Oakland | 34 |
| 7 | Pittsburgh | 24 |
| 17 | Cleveland | 23 |
| 7 | Cincinnati | 30 |
| 0 | Cleveland | 20 |
| 17 | Philadelphia | 18 |
| 10 | Green Bay | 23 |
| 20 | San Diego | 34 |
| 10 | Atlanta | 20 |
| 3 | Pittsburgh | 9 |
| 17 | Cincinnati | 61 |

1973 SCHEDULE

| | |
|-------|--------------------|
| 9-16 | at New York Giants |
| 9-23 | at Cincinnati |
| 9-30 | Pittsburgh |
| 10- 7 | Los Angeles |
| 10-14 | Denver |
| 10-21 | at Cleveland |
| 10-28 | at Chicago |
| 11- 4 | at Baltimore |
| 11-11 | Cleveland |
| 11-18 | at Kansas City |
| 11-25 | New England |
| 12- 2 | Oakland |
| 12- 9 | at Pittsburgh |
| 12-16 | Cincinnati |

The Patriots Play The . . .

SAN DIEGO CHARGERS



American Conference

Western Division

DECEMBER 2—AT FOXBORO

Address: 9449 Friars Road,
San Diego, Calif. 92120

Office Phone: (714) 280-2111

President: Eugene Klein

Head Coach: Harland Svare

Assistant Coaches: Bob Schnelker, George Dickson,
Walt Yowarsky, Rick Redman, Ron Waller,
Willie Wood, Forrest Gregg.

Public Relations: Jerry Wynn (714-286-2338)

Walter Hoye (714-286-4676)

Home Field: San Diego Stadium

Colors: Blue, Gold and White

All-time Record: Patriots trail 7-12-2

Home: 2-7-1 Away: 5-5-1

ALL-TIME REGULAR SEASON RESULTS

| Date | Location | Pats | Opp | Att. | Result |
|----------|---------------|------|-----|---------|--------|
| 10- 8-60 | Los Angeles | 35 | 0 | 18,226 | W |
| 10-28-60 | Boston | 16 | 45 | 13,988 | L |
| 10- 7-61 | Boston | 27 | 38 | 17,485 | L |
| 12-17-61 | San Diego | 41 | 0 | 21,339 | W |
| 10-19-62 | Boston | 24 | 20 | 20,888 | W |
| 12- 9-62 | San Diego | 20 | 14 | 19,887 | W |
| 9-14-63 | San Diego | 13 | 17 | 26,097 | L |
| 11-10-63 | Boston | 6 | 7 | 28,402 | L |
| 1- 5-64 | San Diego (a) | 10 | 51 | 31,270 | L |
| 9-20-64 | San Diego | 33 | 28 | 20,568 | W |
| 10- 9-64 | Boston | 17 | 26 | 35,096 | L |
| 10-17-65 | Boston | 13 | 13 | 20,924 | T |
| 10-31-65 | San Diego | 22 | 6 | 33,366 | W |
| 9-10-66 | San Diego | 0 | 24 | 29,539 | L |
| 10-23-66 | Boston | 35 | 17 | 32,371 | W |
| 9- 9-67 | San Diego | 14 | 28 | 39,337 | L |
| 10- 8-67 | San Diego (b) | 31 | 31 | 23,620 | T |
| 11-10-68 | Boston | 17 | 27 | 19,278 | L |
| 10-19-69 | Boston | 10 | 13 | 18,346 | L |
| 12- 7-69 | San Diego | 18 | 28 | 33,146 | L |
| 11-15-70 | Boston | 14 | 16 | 30,597 | L |
| | Totals | 416 | 449 | 533,770 | |

(a)—AFL Championship Game.

(b)—Game switched to San Diego due to World Series.

1972 RESULTS

| | | |
|----|---------------|----|
| 3 | San Francisco | 34 |
| 37 | Denver | 14 |
| 17 | Oakland | 17 |
| 23 | Baltimore | 20 |
| 10 | Miami | 24 |
| 20 | Detroit | 34 |
| 14 | Kansas City | 26 |
| 28 | Dallas | 34 |
| 17 | Cleveland | 21 |
| 27 | Kansas City | 17 |
| 34 | Houston | 20 |
| 19 | Oakland | 21 |
| 13 | Denver | 38 |
| 2 | Pittsburgh | 24 |

1973 SCHEDULE

| | |
|-------|----------------|
| 9-16 | at Washington |
| 9-23 | Buffalo |
| 9-30 | Cincinnati |
| 10- 7 | at Pittsburgh |
| 10-14 | at Oakland |
| 10-21 | Atlanta |
| 10-28 | at Cleveland |
| 11- 4 | Kansas City |
| 11-11 | at Denver |
| 11-18 | New Orleans |
| 11-25 | Oakland |
| 12- 2 | at New England |
| 12- 9 | Denver |
| 12-16 | at Kansas City |

REGULAR SEASON RESULTS

1960 (Fourth in AFL-East, 5-9-0)

| Date | PF | Opponent | PA | Result | Attendance |
|--------------|------------|--------------------|------------|--------|----------------|
| 9/ 9 | 10 | Denver | 13 | L | 21,597 |
| 9/16 | 28 | at New York | 24 | W | 19,220 |
| 9/23 | 0 | Buffalo | 13 | L | 20,732 |
| 10/ 8 | 35 | at Los Angeles | 0 | W | 18,226 |
| 10/16 | 14 | Oakland (at S. F.) | 27 | L | 11,500 |
| 10/23 | 24 | at Denver | 31 | L | 12,683 |
| 10/28 | 16 | Los Angeles | 45 | L | 13,988 |
| 11/ 4 | 34 | Oakland | 28 | W | 8,446 |
| 11/11 | 38 | New York | 21 | W | 11,653 |
| 11/18 | 42 | Dallas | 14 | W | 14,721 |
| 11/25 | 10 | Houston | 24 | L | 27,123 |
| 12/ 4 | 14 | at Buffalo | 38 | L | 14,335 |
| 12/11 | 0 | at Dallas | 34 | L | 20,000 |
| 12/18 | 21 | at Houston | 37 | L | 22,352 |
| Total | 286 | | 349 | | 236,576 |

NOTE: All home games played at Boston University Field.

1961 (Second in AFL-East, 9-4-1)

| Date | PF | Opponent | PA | Result | Attendance |
|--------------|------------|--------------------|------------|--------|----------------|
| 9/ 9 | 20 | New York | 21 | L | 16,683 |
| 9/16 | 45 | Denver | 17 | W | 14,479 |
| 9/23 | 23 | at Buffalo | 23 | W | 21,504 |
| 10/ 1 | 30 | at New York | 37 | L | 15,189 |
| 10/ 7 | 27 | San Diego | 38 | L | 17,485 |
| 10/13 | 31 | Houston | 31 | T | 15,070 |
| 10/22* | 52 | Buffalo | 21 | W | 9,398 |
| 10/29 | 18 | at Dallas | 17 | W | 20,500 |
| 11/ 3 | 28 | Dallas | 21 | W | 25,063 |
| 11/12 | 17 | at Houston | 27 | L | 35,649 |
| 11/17 | 20 | Oakland | 17 | W | 17,169 |
| 12/ 3 | 28 | at Denver | 24 | W | 9,303 |
| 12/ 9 | 35 | Oakland (at S. F.) | 21 | W | 6,500 |
| 12/17 | 41 | at San Diego | 0 | W | 21,339 |
| Total | 415 | | 313 | | 245,331 |

* Hurricane threat postponed this originally scheduled night game from October 20.

NOTE: All home games played at Boston University Field.

1962 (Second in AFL-East, 9-4-1)

| Date | PF | Opponent | PA | Result | Attendance |
|--------------|------------|--------------|------------|--------|----------------|
| 9/ 8 | 28 | at Dallas | 42 | L | 32,000 |
| 9/16 | 34 | Houston | 21 | L | 32,276 |
| 9/21 | 41 | Denver | 16 | W | 21,038 |
| 10/ 5 | 43 | at New York | 14 | W | 14,412 |
| 10/12 | 7 | Dallas | 27 | L | 23,874 |
| 10/19 | 24 | San Diego | 20 | W | 20,888 |
| 10/26 | 26 | Oakland | 16 | W | 12,514 |
| 11/ 3 | 28 | at Buffalo | 28 | T | 33,247 |
| 11/11 | 33 | at Denver | 29 | W | 28,187 |
| 11/18 | 17 | at Houston | 21 | L | 35,250 |
| 11/23 | 21 | Buffalo | 10 | W | 20,021 |
| 11/30 | 24 | New York | 17 | W | 20,015 |
| 12/ 9 | 20 | at San Diego | 14 | W | 19,887 |
| 12/16 | 0 | at Oakland | 20 | L | 8,000 |
| Total | 346 | | 295 | | 321,609 |

NOTE: All home games played at Boston University Field with exception of 9/16 game vs. Houston which was played at Harvard Stadium.

1963 (Won AFL-Eastern Division Championship, 8-7-1)

| Date | PF | Opponent | PA | Result | Attendance |
|-------|----|--------------|----|--------|------------|
| 9/ 8 | 38 | New York | 14 | W | 24,120 |
| 9/14 | 13 | at San Diego | 17 | L | 26,097 |
| 9/22 | 20 | at Oakland | 14 | W | 17,131 |
| 9/29 | 10 | at Denver | 14 | L | 18,636 |
| 10/ 5 | 24 | at New York | 31 | L | 16,769 |
| 10/11 | 20 | Oakland | 14 | W | 26,494 |
| 10/18 | 40 | Denver | 21 | W | 25,418 |
| 10/26 | 21 | at Buffalo | 28 | L | 29,243 |
| 11/ 1 | 45 | Houston | 3 | W | 31,185 |
| 11/10 | 6 | San Diego | 7 | L | 28,402 |
| 11/17 | 24 | Kansas City | 24 | T | 17,270 |
| 12/ 1 | 17 | Buffalo | 7 | W | 16,891 |
| 12/ 8 | 46 | at Houston | 28 | W | 23,462 |

| | | | | | |
|-------|-----|----------------|-----|---|---------|
| 12/14 | 3 | at Kansas City | 35 | L | 12,598 |
| Total | 327 | | 257 | | 313,716 |

EASTERN DIVISION CHAMPIONSHIP

| | | | | | |
|-------|----|------------|---|---|--------|
| 12/28 | 26 | at Buffalo | 8 | W | 33,044 |
|-------|----|------------|---|---|--------|

AFL CHAMPIONSHIP

| | | | | | |
|------|----|--------------|----|---|--------|
| 1/ 5 | 10 | at San Diego | 51 | L | 31,270 |
|------|----|--------------|----|---|--------|

Grand

| | | | | | |
|-------|-----|--|-----|--|---------|
| Total | 363 | | 314 | | 378,030 |
|-------|-----|--|-----|--|---------|

NOTE: All home games played at Fenway Park with exception of 9/8 vs. New York which was played at Boston College Alumni Stadium.

1964 (Second in AFL-East, 10-3-1)

| Date | PF | Opponent | PA | Result | Attendance |
|-------|-----|----------------|-----|--------|------------|
| 9/13 | 17 | at Oakland | 14 | W | 21,126 |
| 9/20 | 33 | at San Diego | 28 | W | 20,568 |
| 9/27 | 26 | New York | 10 | W | 22,716 |
| 10/ 4 | 39 | at Denver | 10 | W | 15,485 |
| 10/ 9 | 17 | San Diego | 26 | L | 35,096 |
| 10/16 | 43 | Oakland | 43 | T | 23,279 |
| 10/23 | 24 | Kansas City | 7 | W | 27,400 |
| 10/31 | 14 | at New York | 35 | L | 45,033 |
| 11/ 6 | 25 | Houston | 24 | W | 28,161 |
| 11/15 | 36 | at Buffalo | 28 | W | 42,308 |
| 11/20 | 12 | Denver | 7 | W | 24,979 |
| 11/29 | 34 | at Houston | 17 | W | 17,560 |
| 12/ 6 | 31 | at Kansas City | 24 | W | 13,166 |
| 12/20 | 14 | Buffalo | 24 | L | 38,021 |
| Total | 365 | | 297 | | 374,898 |

NOTE: All home games played at Fenway Park with exception of 9/27 vs. New York which was played at Boston College Alumni Stadium.

1965 (Third in AFL-East, 4-8-2)

| Date | PF | Opponent | PA | Result | Attendance |
|-------|-----|----------------|-----|--------|------------|
| 9/11 | 7 | at Buffalo | 24 | L | 45,502 |
| 9/19 | 10 | at Houston | 31 | L | 32,445 |
| 9/24 | 10 | Denver | 27 | L | 26,782 |
| 10/ 3 | 17 | at Kansas City | 27 | L | 26,773 |
| 10/ 8 | 10 | Oakland | 24 | L | 24,824 |
| 10/17 | 13 | San Diego | 13 | T | 20,924 |
| 10/24 | 21 | at Oakland | 30 | L | 20,858 |
| 10/31 | 22 | at San Diego | 6 | W | 33,366 |
| 11/ 7 | 7 | Buffalo | 33 | L | 24,415 |
| 11/14 | 20 | New York | 30 | L | 18,589 |
| 11/21 | 10 | Kansas City | 10 | T | 13,056 |
| 11/28 | 27 | at New York | 23 | W | 59,334 |
| 12/12 | 28 | at Denver | 20 | W | 27,027 |
| 12/18 | 42 | Houston | 14 | W | 14,508 |
| Total | 244 | | 312 | | 388,583 |

NOTE: All home games played at Fenway Park.

1966 (Second in AFL-East, 8-4-2)

| Date | PF | Opponent | PA | Result | Attendance |
|-------|-----|----------------|-----|--------|------------|
| 9/10 | 0 | at San Diego | 24 | L | 29,539 |
| 9/18 | 24 | at Denver | 10 | W | 25,337 |
| 9/25 | 24 | Kansas City | 43 | L | 22,641 |
| 10/ 2 | 24 | New York | 24 | T | 27,255 |
| 10/ 8 | 20 | at Buffalo | 10 | W | 45,542 |
| 10/23 | 35 | San Diego | 17 | W | 32,371 |
| 10/30 | 24 | Oakland | 21 | W | 26,941 |
| 11/ 6 | 10 | Denver | 17 | L | 18,154 |
| 11/13 | 27 | Houston | 21 | W | 23,426 |
| 11/20 | 27 | at Kansas City | 27 | T | 41,475 |
| 11/27 | 20 | at Miami | 14 | W | 22,754 |
| 12/ 4 | 14 | Buffalo | 3 | W | 39,350 |
| 12/11 | 38 | at Houston | 14 | W | 17,100 |
| 12/18 | 28 | at New York | 38 | L | 58,921 |
| Total | 315 | | 283 | | 430,806 |

NOTE: All home games played at Fenway Park.

1967 (Last in AFL-East, 3-10-1)

| Date | PF | Opponent | PA | Result | Attendance |
|--------|----|--------------|----|--------|------------|
| 9/ 3 | 21 | at Denver | 26 | L | 35,486 |
| 9/ 9 | 14 | at San Diego | 28 | L | 39,337 |
| 9/17 | 7 | at Oakland | 35 | L | 26,289 |
| 9/24 | 23 | at Buffalo | 0 | W | 44,290 |
| 10/ 8* | 31 | at San Diego | 31 | T | 23,620 |
| 10/15 | 41 | Miami | 10 | W | 23,935 |
| 10/22 | 14 | Oakland | 48 | L | 25,057 |

| | | | | | |
|-------|-----|-------------|-----|---|---------|
| 10/29 | 23 | at New York | 30 | L | 62,784 |
| 11/ 5 | 18 | Houston | 7 | W | 19,422 |
| 11/12 | 10 | Kansas City | 33 | L | 23,010 |
| 11/19 | 24 | New York | 29 | L | 26,790 |
| 11/26 | 6 | at Houston | 27 | L | 28,044 |
| 12/ 9 | 16 | Buffalo | 44 | L | 20,627 |
| 12/17 | 32 | at Miami | 41 | L | 25,969 |
| Total | 280 | | 389 | | 424,660 |

* Scheduled as home game, played at San Diego because of World Series at Fenway Park.

NOTE: All home games played in Fenway Park with exception of 10/15 vs. Miami which was played at Boston College Alumni Stadium.

1968 (Fourth in AFL-East, 4-10-0)

| Date | PF | Opponent | PA | Result | Attendance |
|-------|-----|----------------|-----|--------|------------|
| 9/ 8 | 16 | at Buffalo | 7 | W | 38,865 |
| 9/22* | 31 | New York | 47 | L | 29,192 |
| 9/29 | 20 | at Denver | 17 | W | 37,024 |
| 10/ 6 | 10 | at Oakland | 41 | L | 44,253 |
| 10/13 | 0 | Houston | 16 | L | 32,502 |
| 10/20 | 23 | Buffalo | 6 | W | 21,082 |
| 10/27 | 14 | at New York | 48 | L | 62,351 |
| 11/ 3 | 14 | Denver | 35 | L | 18,304 |
| 11/10 | 17 | San Diego | 27 | L | 19,278 |
| 11/17 | 17 | at Kansas City | 31 | L | 48,271 |
| 11/24 | 10 | Miami | 34 | L | 18,305 |
| 12/ 1 | 33 | Cincinnati | 14 | W | 17,796 |
| 12/ 8 | 7 | at Miami | 38 | L | 24,242 |
| 12/15 | 17 | at Houston | 45 | L | 34,198 |
| Total | 229 | | 406 | | 445,663 |

* Scheduled as home game, played in Birmingham, Alabama, because of conflict with major league baseball.

NOTE: All home games played at Fenway Park.

1969 (Tied for third in AFL-East, 4-10-0)

| Date | PF | Opponent | PA | Result | Attendance |
|-------|-----|------------------|-----|--------|------------|
| 9/14 | 7 | at Denver | 35 | L | 43,679 |
| 9/21 | 0 | Kansas City | 31 | L | 22,002 |
| 9/28 | 23 | Oakland | 38 | L | 19,069 |
| 10/ 5 | 14 | New York | 23 | L | 25,584 |
| 10/11 | 16 | at Buffalo | 23 | L | 46,201 |
| 10/19 | 10 | San Diego | 13 | L | 18,346 |
| 10/26 | 17 | at New York | 23 | L | 62,298 |
| 11/ 2 | 24 | Houston | 0 | W | 19,006 |
| 11/ 9 | 16 | Miami | 17 | L | 19,821 |
| 11/16 | 25 | at Cincinnati | 14 | W | 27,927 |
| 11/23 | 35 | Buffalo | 21 | W | 25,584 |
| 11/30 | 38 | Miami (at Tampa) | 23 | W | 32,121 |
| 12/ 7 | 18 | at San Diego | 28 | L | 33,146 |
| 12/14 | 23 | at Houston | 27 | L | 39,215 |
| Total | 266 | | 316 | | 433,999 |

NOTE: All home games played at Boston College Alumni Stadium.

1970 (Fifth in AFC-East, 2-12-0)

| Date | PF | Opponent | PA | Result | Attendance |
|-------|-----|-----------------|-----|--------|------------|
| 9/20 | 27 | Miami | 14 | W | 32,607 |
| 9/27 | 21 | New York | 31 | L | 36,607 |
| 10/ 4 | 6 | Baltimore | 14 | L | 38,235 |
| 10/11 | 10 | at Kansas City | 23 | L | 50,698 |
| 10/18 | 0 | New York Giants | 16 | L | 39,091 |
| 10/25 | 3 | at Baltimore | 27 | L | 60,240 |
| 11/ 1 | 10 | Buffalo | 45 | L | 31,148 |
| 11/ 8 | 0 | at St. Louis | 31 | L | 46,466 |
| 11/15 | 14 | San Diego | 16 | L | 30,597 |
| 11/22 | 3 | at New York | 17 | L | 61,822 |
| 11/29 | 14 | at Buffalo | 10 | W | 31,427 |
| 12/ 6 | 20 | at Miami | 37 | L | 51,032 |
| 12/13 | 14 | Minnesota | 35 | L | 37,819 |
| 12/20 | 7 | at Cincinnati | 45 | L | 60,157 |
| Total | 149 | | 361 | | 607,946 |

NOTE: All home games played at Harvard Stadium.

1971 (Third in AFC-East, 6-8-0)

| Date | PF | Opponent | PA | Result | Attendance |
|-------|----|---------------|----|--------|------------|
| 9/19 | 20 | Oakland | 6 | W | 55,405 |
| 9/26 | 7 | Detroit | 34 | L | 61,057 |
| 10/ 3 | 3 | Baltimore | 23 | L | 61,232 |
| 10/10 | 20 | New York Jets | 0 | W | 61,357 |

| | | | | | |
|-------|-----|------------------|-----|---|---------|
| 10/17 | 3 | at Miami | 41 | L | 58,822 |
| 10/24 | 21 | at Dallas | 44 | L | 65,408 |
| 10/31 | 10 | at San Francisco | 27 | L | 45,092 |
| 11/ 7 | 28 | Houston | 20 | W | 53,153 |
| 11/14 | 38 | Buffalo | 33 | W | 57,446 |
| 11/21 | 7 | at Cleveland | 27 | L | 65,238 |
| 11/28 | 20 | at Buffalo | 27 | L | 27,166 |
| 12/ 5 | 34 | Miami | 13 | W | 61,457 |
| 12/12 | 6 | at New York | 13 | L | 63,175 |
| 12/19 | 21 | at Baltimore | 17 | W | 57,942 |
| Total | 238 | | 325 | | 793,950 |

NOTE: All home games played at Schaefer Stadium.

1972 (Fifth in AFC-East, 3-11-0)

| Date | PF | Opponent | PA | Result | Attendance |
|-------|----|------------------|----|--------|------------|
| 9/17 | 7 | Cincinnati | 31 | L | 60,999 |
| 9/24 | 21 | Atlanta | 20 | W | 60,999 |
| 10/ 1 | 24 | Washington | 23 | W | 60,999 |
| 10/ 8 | 14 | at Buffalo | 38 | L | 41,749 |
| 10/15 | 13 | New York Jets | 41 | L | 60,999 |
| 10/22 | 3 | at Pittsburgh | 33 | L | 46,081 |
| 10/29 | 10 | at New York Jets | 24 | L | 62,867 |
| 11/ 6 | 17 | Baltimore | 24 | L | 60,999 |
| 11/12 | 0 | at Miami | 52 | L | 80,010 |
| 11/19 | 24 | Buffalo | 27 | L | 60,999 |
| 11/26 | 0 | at Baltimore | 31 | L | 54,907 |
| 12/ 3 | 21 | Miami | 37 | L | 60,999 |
| 12/10 | 17 | at New Orleans | 10 | W | 64,889 |
| 12/17 | 21 | at Denver | 45 | L | 51,656 |

NOTE: All home games played at Schaefer Stadium.

PATRIOTS VS. ALL OPPONENTS

IN REGULAR SEASON PLAY

| Team | W | L | T | Pct. | PF | PA |
|-----------------|----|-----|---|-------|------|------|
| Atlanta | 1 | 0 | 0 | .1000 | 21 | 20 |
| Baltimore | 1 | 5 | 0 | .167 | 50 | 136 |
| Buffalo | 13 | 12 | 1 | .520 | 523 | 569 |
| Cincinnati | 2 | 2 | 0 | .500 | 72 | 104 |
| Cleveland | 0 | 1 | 0 | .000 | 7 | 27 |
| Dallas | 0 | 1 | 0 | .000 | 21 | 44 |
| Denver | 10 | 9 | 0 | .526 | 437 | 414 |
| Detroit | 0 | 1 | 0 | .000 | 7 | 34 |
| Houston | 11 | 9 | 1 | .550 | 511 | 455 |
| Kansas City | 5 | 10 | 3 | .333 | 320 | 470 |
| Miami | 5 | 8 | 0 | .385 | 269 | 371 |
| Minnesota | 0 | 1 | 0 | .000 | 14 | 35 |
| New Orleans | 1 | 0 | 0 | .1000 | 17 | 10 |
| New York Giants | 0 | 1 | 0 | .000 | 0 | 16 |
| New York Jets | 8 | 17 | 1 | .320 | 580 | 662 |
| Oakland | 9 | 8 | 1 | .529 | 358 | 457 |
| Pittsburgh | 0 | 1 | 0 | .000 | 3 | 33 |
| St. Louis | 0 | 1 | 0 | .000 | 0 | 31 |
| San Diego | 7 | 12 | 2 | .368 | 416 | 449 |
| San Francisco | 0 | 1 | 0 | .000 | 10 | 27 |
| Washington | 1 | 0 | 0 | .1000 | 24 | 23 |
| Patriots' Total | 74 | 100 | 9 | .425 | 3660 | 4387 |

REGULAR SEASON SERIES

VS. CINCINNATI (2-2-0)

1968 at Pats 33, Bengals 14
1969 Pats 25, at Bengals 14
1970 Pats 7, at Bengals 45
1972 at Pats 7, Bengals 31

VS. ATLANTA (1-0-0)

1972 Pats 21, Falcons 20

VS. BUFFALO (14-12-1)

1960 at Pats 0, Bills 13
Pats 14, at Bills 38
1961 Pats 23, at Bills 21
at Pats 52, Bills 21
1962 Pats 28, at Bills 28
at Pats 21, Bills 10
1963 Pats 21, at Bills 28
at Pats 17, Bills 7
*Pats 26, at Bills 6
1964 Pats 36, at Bills 28
at Pats 14, Bills 24
1965 Pats 7, at Bills 24
at Pats 7, Bills 33
1966 Pats 20, at Bills 10
at Pats 14, Bills 13
1967 Pats 23, at Bills 0
at Pats 16, Bills 44
1968 Pats 16, at Bills 7
at Pats 23, Bills 6
1969 Pats 16, at Bills 23
at Pats 35, Bills 21
1970 at Pats 10, Bills 45
Pats 14, at Bills 10
1971 at Pats 38, Bills 33
Pats 20, at Bills 27
1972 Pats 14, at Bills 38
at Pats 24, Bills 27

VS. BALTIMORE (1-5-0)

1970 at Pats 6, Colts 14
Pats 3, at Colts 27
1971 at Pats 3, Colts 23
Pats 21, at Colts 17
1972 at Pats 17, Colts 24
Pats 0, at Colts 31

VS. MIAMI (5-8-0)

1966 Pats 20, at Dolphins 14
1967 at Pats 41, Dolphins 10
Pats 32, at Dolphins 41
1968 at Pats 10, Dolphins 34
Pats 7, at Dolphins 38
1969 at Pats 16, Dolphins 17
Pats 38 vs. Dolphins 23
(Played at Tampa)
1970 Pats 27, Dolphins 14
Pats 20, at Dolphins 37
1971 Pats 3, at Dolphins 41
at Pats 34, Dolphins 13
1972 Pats 0, at Dolphins 52
at Pats 21, Dolphins 37

VS. DENVER (10-9-0)

1960 at Pats 10, Broncos 13
Pats 24, at Broncos 31
1961 at Pats 45, Broncos 17
Pats 28, at Broncos 24
1962 at Pats 41, Broncos 16
Pats 33, at Broncos 29
1963 Pats 10, at Broncos 14
at Pats 40, Broncos 21

1964 Pats 39, at Broncos 10
at Pats 12, Broncos 7

1965 at Pats 10, Broncos 27
Pats 28, at Broncos 20

1966 Pats 24, at Broncos 17
at Pats 10, Broncos 17

1967 Pats 21, at Broncos 26

1968 Pats 20, at Broncos 17
at Pats 14, Broncos 35

1969 Pats 7, at Broncos 35

1972 Pats 21, at Broncos 45

VS. NEW YORK JETS (8-17-1)

1960 Pats 28, at Jets 24
at Pats 38, Jets 21

1961 at Pats 20, Jets 21
Pats 30, at Jets 37

1962 Pats 43, at Jets 14
at Pats 24, Jets 17

1963 at Pats 38, Jets 14
Pats 24, at Jets 31

1964 at Pats 26, Jets 10
Pats 14, at Jets 35

1965 at Pats 20, Jets 30
Pats 27, at Jets 23

1966 at Pats 24, Jets 24
Pats 28, at Jets 38

1967 Pats 23, at Jets 30
at Pats 24, Jets 29

1968 Pats 31 vs. Jets 47
(At Birmingham, Ala.)

Pats 14, at Jets 48

1969 at Pats 14, Jets 23
Pats 17, at Jets 23

1970 at Pats 21, Jets 31
Pats 3, at Jets 17

1971 at Pats 20, Jets 0
Pats 6, at Jets 13

1972 at Pats 13, Jets 41
Pats 10, at Jets 34

VS. CLEVELAND (0-1-0)

1971 Pats 7, at Browns 27

VS. DALLAS (0-1-0)

1971 Pats 21, at Cowboys 44

VS. DETROIT (0-1-0)

1971 at Pats 7, Lions 34

VS. HOUSTON (11-9-1)

1960 at Pats 10, Oilers 24
Pats 21, at Oilers 37

1961 at Pats 31, Oilers 31
Pats 15, at Oilers 27

1962 at Pats 34, Oilers 21
Pats 17, at Oilers 21

1963 at Pats 45, Oilers 3
Pats 46, at Oilers 28

1964 at Pats 25, Oilers 24
Pats 34, at Oilers 27

1965 Pats 10, at Oilers 31
at Pats 42, Oilers 14

1966 at Pats 27, Oilers 21
Pats 38, at Oilers 14

1967 at Pats 18, Oilers 7
Pats 6, at Oilers 27

1968 at Pats 0, Oilers 16
Pats 17, at Oilers 45

1969 at Pats 24, Oilers 0
Pats 23, at Oilers 27

1971 at Pats 28, Oilers 20

VS. NEW YORK GIANTS (0-1-0)
1970 at Pats 0, Giants 16

VS. MINNESOTA (0-1-0)
1971 at Pats 14, Vikings 35

VS. SAN FRANCISCO (0-1-0)
1971 Pats 10, at 49ers 27

VS. ST. LOUIS (0-1-0)
1970 Pats 0, at Cardinals 31

VS. OAKLAND (9-8-1)
1960 Pats 14, at Raiders 27
at Pats 34, Raiders 28
1961 at Pats 20, Raiders 17
Pats 35, at Raiders 21
1962 at Pats 26, Raiders 16
Pats 0, at Raiders 20
1963 Pats 20, at Raiders 14
at Pats 20, Raiders 14
1964 Pats 17, at Raiders 14
at Pats 43, Raiders 43
1965 at Pats 10, Raiders 24
Pats 21, at Raiders 30
1966 at Pats 24, Raiders 21
1967 Pats 7, at Raiders 35
at Pats 14, Raiders 48
1968 Pats 10, at Raiders 41
1969 at Pats 23, Raiders 38
1971 at Pats 20, Raiders 6

VS. WASHINGTON (1-0-0)
1972 at Pats 24, Redskins 23

VS. PITTSBURGH (0-1-0)
1972 Pats 3, at Steelers 33

VS. NEW ORLEANS (1-0-0)
1972 Pats 17, at Saints 10

VS. KANSAS CITY (5-10-3)
1960 at Pats 42, Chiefs 14
Pats 0, at Chiefs 34
1961 Pats 18, at Chiefs 17
at Pats 28, Chiefs 21
1962 Pats 28, at Chiefs 42
at Pats 7, Chiefs 27
1963 at Pats 24, Chiefs 24
Pats 3, at Chiefs 35
1964 at Pats 24, Chiefs 7
Pats 31, at Chiefs 24
1965 Pats 17, at Chiefs 27
at Pats 10, Chiefs 10
1966 at Pats 24, Chiefs 43
Pats 27, at Chiefs 27
1967 at Pats 10, Chiefs 33
1968 Pats 17, at Chiefs 31
1969 at Pats 0, Chiefs 31
1970 Pats 10, at Chiefs 23

VS. SAN DIEGO (7-12-2)
1960 Pats 35, at Chargers 0
at Pats 16, Chargers 45
1961 at Pats 28, Chargers 38
Pats 41, at Chargers 0
1962 at Pats 24, Chargers 20
Pats 20, at Chargers 14
1963 Pats 13, at Chargers 17
at Pats 6, Chargers 13
1964 *Pats 10, at Chargers 51
Pats 33, at Chargers 28
at Pats 17, Chargers 26
1965 at Pats 13, Chargers 13
Pats 22, at Chargers 6
1966 Pats 0, at Chargers 24
at Pats 35, Chargers 17
1967 Pats 14, at Chargers 28
Pats 31, at Chargers 31
1968 at Pats 17, Chargers 27
1969 at Pats 10, Chargers 13
Pats 18, at Chargers 28
1970 at Pats 14, Chargers 16
*Championship game.

ALL-TIME ATTENDANCES

| Year | Home Games | Att. | Away Games | Att. | Total |
|---------------------|------------|-----------|------------|-----------|-----------|
| 1960 | 7 | 118,260 | 7 | 118,316 | 236,576 |
| 1961 | 7 | 115,347 | 7 | 129,984 | 245,331 |
| 1962 | 7 | 150,626 | 7 | 170,983 | 321,609 |
| 1963 | 7 | 169,780 | 7 | 143,936 | 313,716 |
| 1964 | 7 | 199,652 | 7 | 175,246 | 374,898 |
| 1965 | 7 | 143,098 | 7 | 245,485 | 388,583 |
| 1966 | 7 | 190,138 | 7 | 240,668 | 430,806 |
| 1967(a) | 6 | 138,841 | 8 | 285,819 | 424,660 |
| 1968(a) | 6 | 127,267 | 8 | 318,396 | 445,663 |
| 1969 | 7 | 149,412 | 7 | 284,587 | 433,999 |
| 1970 | 7 | 246,104 | 7 | 361,842 | 607,946 |
| 1971 | 7 | 411,107 | 7 | 382,843 | 793,950 |
| 1972 | 7 | 426,993 | 7 | 434,499 | 861,492 |
| Totals | 89 | 2,586,625 | 93 | 3,292,604 | 5,879,229 |
| (POST-SEASON GAMES) | | | | | |
| 1963 | — | — | 2 | 64,314 | 64,314 |
| Grand Totals | 89 | 2,586,625 | 95 | 3,356,918 | 5,943,543 |

(a) One home game rescheduled and played away from home.

ONE GAME RECORDS

Largest Home Crowd: 61,457 vs. Miami at Schaefer Stadium on Dec. 5, 1971.

Smallest Home Crowd: 8,446 vs. Oakland at Boston University Field on Nov. 11, 1960.

Largest Away Crowd: 80,010 at Miami on Nov. 12, 1972

Smallest Away Crowd: 6,500 vs. Oakland at San Francisco on Dec. 9, 1961.

1972 REVIEW

SEPTEMBER 17; AT FOXBORO (ATT. 60,999)

| | | | | | | |
|-------------|---|---|---|----|---|----|
| Cincinnati | 7 | 3 | 7 | 14 | — | 31 |
| New England | 0 | 7 | 0 | 0 | — | 7 |

C — E. Johnson, 14 run (Muhlmann kick); C — Muhlmann, 38 FG; NE — Carwell, 45 blocked FG return (Walker kick); C — Phillips, 1 run (Muhlmann kick); C — Parrish, 51 punt return (Muhlmann kick); — Trumpy, 11 pass from Anderson (Muhlmann kick).

Disappointing home opener as Bengals utilized strong running attack to control game. Bengals jumped to 10-0 lead, but Carwell narrowed the halftime margin to 10-7 by blocking Muhlmann's 51-yard FG attempt and running 45 yards for the score . . . bad snaps and short punts led to two Cincinnati fourth quarter TDs . . . New England did not penetrate the Cincinnati 25-yard line all day, only crossed midfield three times.

SEPTEMBER 24; AT FOXBORO (ATT. 60,999)

| | | | | | | |
|-------------|---|---|----|----|---|----|
| Atlanta | 3 | 3 | 14 | 0 | — | 20 |
| New England | 0 | 7 | 0 | 14 | — | 21 |

A — Bell, 38 FG; A — Bell, 21 FG; NE — Ashton, 4 run (Walker kick); A — Malone, 1 run (Bell kick); A — Hampton, 1 run (Bell kick); NE — Vataha, 37 pass from Plunkett (Walker kick); NE — Garrett, 12 run (Walker kick)

Patriots evened record at 1-1 with thrilling come-from-behind win . . . Bell missed 10-yarder with 31 seconds left to leave Patriots victorious . . . linebacker Cheyanski made 11 tackles and assisted on seven others to earn AP's "Defensive Player-of-the-Week" award . . . Bolton blocked Bell's 32-yard FG attempt before halftime to preserve 7-6 lead . . . Ashton rushed for his first pro TD . . . Plunkett completed his first TD pass of the season on 37-yarder to Vataha in fourth period . . . Garrett overcame first half injury to score winning TD and pace Patriots' rally from 20-7 deficit.

OCTOBER 1; AT FOXBORO (ATT. 60,999)

| | | | | | | |
|-------------|---|----|----|---|---|----|
| Washington | 0 | 14 | 0 | 9 | — | 23 |
| New England | 0 | 7 | 10 | 7 | — | 24 |

W — C. Taylor, 30 pass from Kilmer (Knight kick); W — C. Taylor, 4 pass from Kilmer (Knight kick); NE — Ashton, 2 run (Gogolak kick); NE — Rucker, 11 pass from Plunkett (Gogolak kick); NE — Gogolak, 42 FG; W — J. Smith, 9 pass from Kilmer (Knight kick); NE — Ashton, 24 pass from Plunkett (Gogolak kick); W — Malinchak safety, blocked punt out of end-zone.

Third straight home game proved to be one of the most exciting in NFL history . . . Plunkett had his best passing day, completing 17 passes for 255 yards and two TDs . . . Washington took a 14-0 lead with two Kilmer-to-Taylor TD passes in first four minutes of the second period . . . Ashton celebrated his first start as a pro by scoring twice and rushing for 108 yards . . . Gogolak was activated before game and booted Patriots' first FG of the season . . . Skins had three scoring opportunities in the final two minutes, but Knight missed FGs of 27 and 50 and a blocked punt rolled out of the end-zone for a safety . . . Patriots became only the third team in NFL history to win two consecutive 1-point games . . . Carwell grabbed first Patriots interception of the season to thwart third period scoring drive.

OCTOBER 8; AT BUFFALO (ATT. 41,749)

| | | | | | | |
|-------------|---|----|---|---|---|----|
| New England | 7 | 0 | 0 | 7 | — | 14 |
| Buffalo | 3 | 28 | 7 | 0 | — | 38 |

NE — Ashton, 1 run (Gogolak kick); B — Leypoldt, 11 FG; B — Braxton, 1 run (Leypoldt kick); B — Hill, 36 pass from Shaw (Leypoldt kick); B — Braxton, 1 run (Leypoldt kick); B — Simpson, 11 run (Leypoldt kick); B — Chandler, 43 pass from Shaw (Leypoldt kick); NE — Dowling, 1 run (Gogolak kick)

Patriots marched to early 7-0 lead, as Ashton plunged for his third TD in two games . . . Bills roared back to score a field goal and four TDs to take 31-7 halftime lead . . . Dowling replaced Plunkett at quarterback in the fourth quarter, ending Plunkett's streak of playing every offensive play at 17¾ consecutive games . . . Shaw completed 7 of 10 passes for two TDs to make Patriots last trip to old War Memorial Stadium a sad memory.

OCTOBER 15; AT FOXBORO (ATT. 60,999)

| | | | | | | |
|---------------|---|----|---|----|---|----|
| New York Jets | 7 | 14 | 0 | 20 | — | 41 |
| New England | 0 | 6 | 7 | 0 | — | 13 |

NY — Riggins, 6 run (Howfield kick); NE — Gogolak, 36 FG; NE — Gogolak, 25 FG; NY — Boozer, 37 run (Howfield kick); NY — Caster, 27 pass from Namath (Howfield kick); NE — Garrett, 41 run (Gogolak kick); NY — Howfield, 37 FG; NY — Boozer, 23 run (Howfield kick); NY — Boozer, 8 run (Howfield kick); NY — Howfield, 37 FG.

Jets turned close 7-6 games into a rout as Boozer scored three TDs and kicker Howfield added 11 points . . . Adams moved to line-backer in the rover defense, but Namath completed a career-low five of eight passes and utilized Boozer and Riggins to amass 396 yards rushing . . . Jets broke 11 Schaefer Stadium records.

OCTOBER 22; AT PITTSBURGH (ATT. 46,081)

| | | | | | | |
|-------------|----|---|----|---|---|----|
| New England | 0 | 0 | 3 | 0 | — | 3 |
| Pittsburgh | 10 | 7 | 13 | 3 | — | 33 |

P — Gerela, 19 FG; P — Ham, 32 pass interception; P — Shanklin, 30 pass from Bradshaw; P — Gerela, 22 FG; NE — Gogolak, 16 FG; P — S. Davis, 28 run; P — Gerela, 35 FG; P — Gerela, 33 FG.

Fuqua led Pittsburgh running attack with 111 yards . . . Steelers led 20-0 before Gogolak FG . . . Patriots offense gained 352 yards, but Plunkett was sacked six times . . . Dowling completed his longest pass of season, 42 yards to Garrett.

OCTOBER 29; AT NEW YORK (ATT. 62,867)

| | | | | | | |
|---------------|---|----|----|---|---|----|
| New England | 3 | 0 | 0 | 7 | — | 10 |
| New York Jets | 3 | 14 | 10 | 7 | — | 34 |

NE — Gogolak, 20 FG; NY — Howfield, 21 FG; NY — Boozer, 5 run (Howfield kick); NY — Boozer, 12 run (Howfield kick); NY — Boozer, 19 run (Howfield kick); NY — Howfield, 31 FG; NY — Caster, 14 pass from Davis (Howfield kick); NE — Dowling, 1 run (Gogolak kick).

Patriots took 3-0 early lead, but Boozer roared for three more TDs to pace Jets . . . Plunkett had his worst day as a pro with three interceptions and only seven completions . . . Morris missed game with foot injury . . . Dowling scored lone Patriots TD with 20 seconds remaining.

NOVEMBER 6; AT FOXBORO (ATT. 60,999)

| | | | | | | |
|-------------|---|---|----|---|---|----|
| Baltimore | 7 | 3 | 14 | 0 | — | 24 |
| New England | 3 | 0 | 7 | 7 | — | 17 |

NE — Gogolak, 36 FG; B — Havrilak, 32 run (O'Brien kick); B — O'Brien, 9 FG; B — T. Mitchell 17 pass from Domres (O'Brien kick); NE — Plunkett, 2 run (Gogolak kick); B — Bulaich, 1 run (O'Brien kick); NE — Garrett, 1 run (Gogolak kick).

Monday night game played before national TV audience . . . Gogolak put Patriots ahead 3-0 . . . Havrilak scored on end-around and Colts were never headed . . . Plunkett scored his first pro TD in third period . . . interception by Volk in last minute stopped Patriots drive for possible tie . . . first regular season night game for Patriots since Oct. 11, 1969 at Buffalo.

NOVEMBER 12; AT MIAMI (ATT. 80,010)

| | | | | | | |
|-------------|----|----|---|----|---|----|
| New England | 0 | 0 | 0 | 0 | — | 0 |
| Miami | 17 | 14 | 7 | 14 | — | 52 |

M — Morris, 4 run (Yeapremian kick); M — Morris, 4 run (Yeapremian kick); M — Yeapremian 16 FG; M — Csonka, 3 run (Yeapremian kick); M — Morris, 6 run (Yeapremian kick); M — Briscoe, 16 pass from Morrall (Yeapremian kick); M — Briscoe, 51 pass from Del Gaizo (Yeapremian kick); M — Mandich, 39 pass from Del Gaizo (Yeapremian kick).

Don Shula celebrated his 100th NFL coaching victory . . . worst defeat in Patriots history . . . 80,010 attendance, largest crowd ever to see Patriots play . . . Miami rolled up 482 yards total offense and completely dominated everything . . . Patriots record dipped to 2-7.

NOVEMBER 19; AT FOXBORO (ATT. 60,999)

| | | | | | | |
|-------------|---|----|----|----|---|----|
| Buffalo | 0 | 17 | 0 | 10 | — | 27 |
| New England | 7 | 0 | 14 | 3 | — | 24 |

NE — Vataha, 32 pass from Plunkett (Walker kick); B — Simpson, 13 run (Leypoldt kick); B — Leypoldt, 44 FG; B — Patrick, 7 pass from Shaw (Leypoldt kick); NE — Windsor, 2 pass from Plunkett (Walker kick); NE — Tarver, 1 run (Walker kick); NE — Walker, 36 FG; B — Chandler, 42 pass from Shaw (Leypoldt kick); B — Leypoldt, 45 FG.

Phil Bengtson replaced Mazur as interim head coach . . . Patriots rallied from 17-7 halftime deficit to lead 24-17 in fourth period . . . 51-yard kickoff return and 27-yard interception setup Buffalo's two scores in last two minutes . . . Leypoldt kicked winning FG with five seconds remaining.

NOVEMBER 26; AT BALTIMORE (ATT. 54,907)

| | | | | | | |
|-------------|---|----|----|---|---|----|
| New England | 0 | 0 | 0 | 0 | — | 0 |
| Baltimore | 0 | 17 | 14 | 0 | — | 31 |

B — Havrilak, 40 pass from Domres (O'Brien kick); B — Havrilak, 3 pass from Domres (O'Brien kick); B — O'Brien, 40 FG; B — T. Mitchell, 3 pass from Domres (O'Brien kick); B — Curtis, 22 pass interception (Shlapak kick).

Patriots suffered 10th shutout loss in history . . . third game of season in which team did not score TD . . . Hoey broke Domres interception-free string at 127 passes . . . Baltimore ended six game home losing streak . . . Plunkett suffered three interceptions for the fourth time . . . Jackson played well at safety and recorded first pro interception . . . eighth straight loss for Patriots.

DECEMBER 3; AT FOXBORO (ATT. 60,999)

| | | | | | | |
|-------------|---|----|----|----|---|----|
| Miami | 3 | 10 | 17 | 7 | — | 37 |
| New England | 0 | 7 | 0 | 14 | — | 21 |

M — Yepremian, 36 FG; M — Yepremian, 10 FG; M — Kiick, 1 run (Yepremian kick); NE — T. Reynolds, 36 pass from Plunkett (Walker kick); M — Mandich, 3 pass from Morrall (Yepremian kick); M — Yepremian, 18 FG; M — Briscoe, 14 pass from Morrall (Yepremian kick); M — Ginn, 8 run (Yepremian kick); NE — Tarver, 8 pass from Dowling (Walker kick); NE — Dowling, 1 run (Walker kick).

Patriots suffered ninth straight loss . . . Tom Reynolds' leaping catch of a Plunkett TD pass cut Miami halftime lead to 13-7 . . . Jackson intercepted twice to spark secondary . . . Cindrich equalled team record with 16 unassisted tackles in first start . . . Tarver scored first pro TD on Dowling pass . . . Windsor caught six passes for 54 yards . . . Patriots completed home schedule with 2-5 record.

DECEMBER 10; AT NEW ORLEANS (64,889)

| | | | | | | |
|-------------|---|----|---|---|---|----|
| New England | 0 | 14 | 3 | 0 | — | 17 |
| New Orleans | 3 | 0 | 7 | 0 | — | 10 |

NO — Feller, 30 FG; NE — Rucker, 31 pass from Plunkett (Walker kick); NE — Rucker, 25 pass from Plunkett (Walker kick); NO — Abramowicz, 26 pass from Manning (Feller kick); NE — Walker, 36 FG.

Plunkett-Manning duel proved exciting . . . Manning threw a record 52 passes for 254 yards, while Plunkett completed 16 of 24 for 209 . . . Jackson intercepted for 55 yards, his fourth steal in three games . . . Rucker scored twice in less than a minute in second period . . . Cash fumble recovery led to second Patriots score . . . Patriots earned third victory of season over an NFC opponent.

DECEMBER 17; AT DENVER (ATT. 51,656)

| | | | | | | |
|-------------|---|----|---|----|---|----|
| New England | 0 | 7 | 0 | 14 | — | 21 |
| Denver | 3 | 21 | 7 | 14 | — | 45 |

D — J. Turner, 35 FG; D — Little, 3 run (J. Turner kick); NE — Garrett, 1 run (Walker kick); D — Sherman, 20 pass from Johnson (J. Turner kick); D — Moses, 19 pass from Johnson (J. Turner kick); D — Moses, 22 pass from Johnson (J. Turner kick); NE — Garrett, 5 run (Walker kick); D — Little, 5 run (J. Turner kick); D — Lynch, 15 run (J. Turner kick); NE — Reynolds, 28 pass from Dowling (Walker kick).

Bronco pass rush bothered Plunkett all day . . . Garrett rushed for two TDs . . . Dowling completed second pro TD pass to Reynolds . . . Johnson and Ramsey completed 20 passes for 331 yards for Broncos . . . Patriots finished with 3-11 record.

1972 RECORDS

NEW RECORDS

(Old records listed in parenthesis)

OFFENSE (Team):

Fewest field goals attempted, season: 16 (21, 1971).

Fewest punt returns, season: 16 (23, 1969).

Fewest punt return yards, season: 37 (138, 1962).

Lowest punt return average, season: 2.3 yards (5.3 yards, 1968).

DEFENSE (Team):

Most points allowed, one game: 52 by Miami, 11-12-72 (48 by Jets, 10-27-68 and Oakland, 10-22-67).

Most points allowed, season: 446 (406, 1968).

Most points allowed, shutout game: 52 by Miami, 11-12-72 (41 by San Diego, 12-17-61).

Most first downs allowed, game 29 by Miami 11-12-72 (28 by Oakland 10-6-68 and by Minnesota 12-3-70)

Most first downs allowed, season: 289 (278, 1969).

Most rushing first downs, game: 19 by Jets, 10-15-72 (17 by Denver 9-24-65).

Most rushing first downs, season: 144 (142, 1969).

Most net yards allowed, season, 5248 (4810, 1969).

Most rushing attempts allowed, game: 54 by Jets, 10-15-72 (50 by Houston 10-13-68).

Most rushing attempts allowed, season: 548 (528, 1969).

Most rushing yards allowed, game: 333 by Jets, 10-15-72 (272 by Kansas City, 10-11-70).

Most rushing yards allowed, season: 2717 (2359, 1969.)

Most rushing touchdowns allowed, season: 27 (22, 1968).

Fewest passing attempts allowed, season: 9 by Jets, 10-15-72 (10 by Miami 11-9-69).

Fewest passing attempts allowed, season: 325 (334, 1970).

RECORDS EQUALLED

INDIVIDUAL (defense):

Interceptions, consecutive games: 3 by Honor Jackson (held jointly by five others).

OFFENSE (team):

Fewest field goals made, season: 8 (1960, 1970).

DEFENSE (team):

Fewest touchdowns by interceptions, season: None (1960, 1965, 1966 and 1970).

ATTENDANCE RECORDS ESTABLISHED

Largest crowd (away), one game: 80,010 at Miami 11-12-72 (65,708 at Dallas, 11-24-71).

Total (home) season: 426,993 (411,107 in 1971).

Total (away) season: 434,499 (382,843 in 1971).

Total (home and away) season: 845,607 (793,950 in 1971).

1972 TEAM STATISTICS

| TEAM STATISTICS | PATS | OPP. | | | |
|----------------------------|---------|---------|-----|----|-------|
| FIRST DOWNS | 236 | 288 | | | |
| Rushing | 86 | 143 | | | |
| Passing | 126 | 124 | | | |
| Penalty | 24 | 21 | | | |
| Third-Down Efficiency | 66/188 | 96/192 | | | |
| TOTAL NET YARDS | 3659 | 5250 | | | |
| Total Offensive Plays | 842 | 889 | | | |
| Avg. Gain per Play | 4.3 | 5.9 | | | |
| Avg. Gain per Game | 261.4 | 375.0 | | | |
| NET YARDS RUSHING | 1532 | 2717 | | | |
| Total Rushing Plays | 386 | 548 | | | |
| Avg. Gain per Rush | 4.0 | 5.0 | | | |
| Avg. Gain Rushing per Game | 109.4 | 194.1 | | | |
| NET YARDS PASSING | 2127 | 2533 | | | |
| Lost Attempting to Pass | 452 | 101 | | | |
| Gross Yards Passing | 2579 | 2634 | | | |
| Attempts/Completions | 412/198 | 326/175 | | | |
| Percent Completed | 48.1 | 53.7 | | | |
| Had Intercepted | 28 | 10 | | | |
| Avg. Net Passing per Game | 151.9 | 180.9 | | | |
| PUNTS/AVERAGE | 75/38.1 | 48/40.4 | | | |
| PUNT RETURNS/AVERAGE | 17/2.2 | 34/10.8 | | | |
| KICKOFF RETURNS/AVERAGE | 55/23.5 | 32/24.5 | | | |
| MISC. RETURNS/YARDS | 6/63 | 6/37 | | | |
| INTERCEPTIONS/AVG. RET. | 10/22.3 | 28/17.5 | | | |
| PENALTIES/YARDS | 66/761 | 88/862 | | | |
| FUMBLES/BALL LOST | 26/10 | 23/14 | | | |
| TOTAL POINTS | 192 | 446 | | | |
| Avg. Points per Game | 13.7 | 31.9 | | | |
| Touchdowns | 24 | 54 | | | |
| By Rushing | 13 | 27 | | | |
| By Passing | 10 | 24 | | | |
| By Returns | 1 | 3 | | | |
| Field Goals | 8/16 | 22/36 | | | |
| Conversions | 24/24 | 54/54 | | | |
| SCORE BY QUARTERS | 1 | 2 | 3 | 4 | Total |
| NEW ENGLAND | 20 | 55 | 44 | 73 | 192 |
| OPPONENTS | 66 | 165 | 117 | 98 | 446 |

INDIVIDUAL STATISTICS 1972

RUSHING

| Player | Att. | Yds. | Avg. | L. | TD |
|-----------|------|-------|------|-----|----|
| Garrett | 131 | 488 | 3.7 | 41† | 5 |
| Ashton | 128 | 546 | 4.3 | 35 | 3 |
| Tarver | 42 | 132 | 3.1 | 21 | 1 |
| Plunkett | 36 | 230 | 6.4 | 21 | 1 |
| Gladieux | 24 | 56 | 2.3 | 11 | 0 |
| Maitland | 13 | 33 | 2.5 | 6 | 0 |
| Dowling | 7 | 35 | 5.0 | 11 | 3 |
| Rucker | 3 | 5 | 1.7 | 8 | 0 |
| Studstill | 1 | 11 | 11.0 | 11 | 0 |
| Windsor | 1 | -4 | -4.0 | -4 | 0 |
| Totals | 386 | 1,532 | 4.0 | 41† | 13 |

PASSING

| Player | Att. | Comp. | Yds. | Int. | Pct. | TD | Lp. |
|----------|------|-------|------|------|------|----|-----|
| Plunkett | 355 | 169 | 2196 | 25 | 47.6 | 8 | 62 |
| Dowling | 54 | 29 | 383 | 1 | 53.7 | 2 | 42 |
| Others | 3 | 0 | 0 | 2 | 0.0 | 0 | 0 |
| Totals | 412 | 198 | 2579 | 28 | 48.1 | 10 | 62 |

RECEIVING

| Player | No. | Yds. | Avg. | L. | TD |
|-------------|-----|-------|------|-----|----|
| Rucker | 44 | 681 | 15.5 | 62 | 3 |
| Windsor | 33 | 383 | 11.6 | 24 | 1 |
| Garrett | 30 | 410 | 13.7 | 43 | 0 |
| Vataha | 25 | 369 | 14.8 | 44 | 2 |
| Ashton | 22 | 207 | 9.4 | 24† | 1 |
| Gladieux | 19 | 192 | 10.1 | 31 | 0 |
| Tarver | 11 | 112 | 10.2 | 22 | 1 |
| T. Reynolds | 8 | 152 | 19.0 | 36† | 2 |
| Maitland | 4 | 33 | 8.3 | 9 | 0 |
| Beer | 2 | 40 | 20.0 | 21 | 0 |
| Totals | 198 | 2,579 | 13.0 | 62 | 10 |

PUNTING

| Player | No. | Yds. | Avg. | Lg. |
|-----------|-----|------|------|-----|
| Studstill | 75 | 2859 | 38.1 | 57 |
| Totals | 75 | 2859 | 38.1 | 57 |

PUNT RETURNS

| Player | Att. | Yds. | Avg. | L. | TD |
|----------|------|------|------|----|----|
| Garrett | 6 | 36 | 6.0 | 27 | 0 |
| Carwell | 5 | 2 | 0.4 | 4 | 0 |
| Harris | 4 | 5 | 1.3 | 5 | 0 |
| Gladieux | 2 | -6 | 3.0 | 0 | 0 |
| Totals | 17 | 37 | 2.2 | 27 | 0 |

KICKOFF RETURNS

| Player | No. | Yds. | Avg. | L. | TD |
|----------|-----|-------|------|----|----|
| Garrett | 16 | 410 | 25.6 | 49 | 0 |
| Ashton | 15 | 309 | 20.6 | 31 | 0 |
| Hoey | 9 | 210 | 23.3 | 30 | 0 |
| Rucker | 8 | 227 | 28.4 | 43 | 0 |
| Matthews | 3 | 74 | 24.7 | 29 | 0 |
| Maitland | 3 | 48 | 16.0 | 19 | 0 |
| Beer | 1 | 15 | 15.0 | 15 | 0 |
| Totals | 55 | 1,293 | 23.5 | 49 | 0 |

INTERCEPTIONS

| Player | No. | Yds. | Avg. | L. | TD |
|-----------|-----|------|------|----|----|
| Jackson | 4 | 133 | 33.3 | 55 | 0 |
| Harris | 3 | 45 | 15.0 | 32 | 0 |
| Hoey | 1 | 25 | 25.0 | 25 | 0 |
| Blanchard | 1 | 20 | 20.0 | 20 | 0 |
| Carwell | 1 | 0 | 0.0 | 0 | 0 |
| Totals | 10 | 223 | 22.3 | 55 | 0 |

INDIVIDUAL SCORING

| Player | TD | K | FG | Total |
|-------------|----|-------|------|-------|
| Garrett | 5 | 0 | 0 | 30 |
| Gogolak | 0 | 9 | 6 | 27 |
| Ashton | 4 | 0 | 0 | 21 |
| Walker | 0 | 15 | 2 | 21 |
| Dowling | 3 | 0 | 0 | 18 |
| Rucker | 3 | 0 | 0 | 18 |
| T. Reynolds | 2 | 0 | 0 | 12 |
| Tarver | 2 | 0 | 0 | 12 |
| Vataha | 2 | 0 | 0 | 12 |
| Carwell | 1 | 0 | 0 | 6 |
| Plunkett | 1 | 0 | 0 | 6 |
| Windsor | 1 | 0 | 0 | 6 |
| Totals | 24 | 24/24 | 8/16 | 192 |

FIELD GOALS

| | 1-19 | 20-29 | 30-39 | 40-49 | 50+ |
|---------|------|-------|-------|-------|-----|
| Gogolak | 1-1 | 2-3 | 2-2 | 1-1 | 0-1 |
| Walker | - | - | 2-4 | 0-3 | 0-1 |
| Totals | 1-1 | 2-3 | 4-6 | 1-4 | 0-2 |

'72 ONE GAME SUPERLATIVES

TEAM—OFFENSE

Most Points—24 vs. Washington 10-1-72 and 24 vs. Buffalo 11-19-72
 Most First Downs—23 vs. Washington 10-1-72 and 23 vs. Buffalo 10-8-72
 Most Total Offense—380 yds. vs. Washington 10-1-72
 Most Rushing Yards—136 yds. vs. N. Y. Jets 10-15-72
 Most Passing Yards—253 yds. vs. Washington 10-1-72

TEAM—DEFENSE

Fewest Points—10 by New Orleans 12-10-72
 Fewest First Downs—15 by Washington 10-1-72 and 15 by Baltimore 11-26-72
 Least Total Offense—262 yds. by Baltimore 11-26-72
 Fewest Rushing Yards—94 by New Orleans 12-10-72
 Fewest Passing Yards—63 by N.Y. Jets 10-15-72
 Most Interceptions—3 vs. New Orleans 12-10-72

INDIVIDUAL

Points—12, Rucker vs. New Orleans 12-10-72; 12, Garrett vs. Denver 12-17-72
 Most Rushes—24, Ashton vs. Buffalo 11-19-72
 Most Yards Rushing—108, Ashton vs. Washington 10-1-72
 Longest Scoring Run—41, Garrett vs. Jets 10-29-72
 Longest Non-Scoring Run—38, Garrett vs. Pittsburgh 10-22-72
 Most Pass Attempts—33, Plunkett vs. Washington 10-1-72
 Most Passes Completed—18, Plunkett vs. Colts 11-6-72
 Most Passing Yards—255, Plunkett vs. Washington 10-1-72
 Most Receptions—8, Garrett vs. Colts 11-6-72
 Most Reception Yards—103, Rucker vs. Buffalo 10-8-72
 Longest Non-Scoring Pass Play—62, Plunkett to Rucker vs. Buffalo 11-19-72
 Longest Scoring Pass Play—37, Plunkett to Vataha vs. Atlanta 9-24-72
 Longest Field Goal—42, Gogolak vs. Washington 10-1-72
 Longest Interception Return—55, Jackson vs. New Orleans 12-10-72
 Longest Punt—57, Studstil vs. Atlanta 9-24-72
 Longest Punt Return—27, Garrett vs. New Orleans 12-10-72
 Longest Kickoff Return—49, Garrett vs. Baltimore 11-6-72

PATRIOTS LEADERS YEAR-BY-YEAR

RUSHING

| Year | Player | Att. | Yds. | Avg. | Lg | TD |
|------|--------------|------|------|------|-----|----|
| 1960 | Alan Miller | 101 | 416 | 4.2 | 29 | 1 |
| 1961 | Billy Lott | 100 | 461 | 4.7 | 38 | 5 |
| 1962 | Ron Burton | 134 | 548 | 4.0 | 59 | 2 |
| 1963 | Larry Garron | 179 | 750 | 4.1 | 47 | 2 |
| 1964 | Larry Garron | 183 | 585 | 3.2 | 16 | 2 |
| 1965 | Jim Nance | 111 | 321 | 2.9 | 20 | 5 |
| 1966 | Jim Nance | 299 | 1458 | 4.9 | 65 | 11 |
| 1967 | Jim Nance | 269 | 1216 | 4.5 | 53 | 7 |
| 1968 | Jim Nance | 177 | 593 | 3.4 | 130 | 4 |
| 1969 | Jim Nance | *193 | 750 | 3.9 | 43 | 6 |
| 1970 | Jim Nance | 145 | 522 | 3.6 | 21 | 7 |
| 1971 | Carl Garrett | 181 | 784 | 4.3 | 38 | 1 |
| 1972 | Josh Ashton | 128 | 546 | 4.3 | 35 | 3 |

PASSING

| Year | Player | Att | Comp | Pct | Yds | Int | Lg | TD |
|------|-----------------|-----|------|------|------|-----|-----|----|
| 1960 | Butch Songin | 392 | 187 | 47.7 | 2476 | 15 | 78 | 22 |
| 1961 | Butch Songin | 212 | 98 | 46.2 | 1429 | 9 | 52 | 14 |
| 1962 | Babe Parilli | 253 | 140 | 55.3 | 1988 | 8 | 67 | 18 |
| 1963 | Babe Parilli | 337 | 153 | 45.4 | 2335 | 24 | 77 | 13 |
| 1964 | Babe Parilli | 473 | 228 | 48.2 | 3465 | 27 | 80 | 31 |
| 1965 | Babe Parilli | 426 | 173 | 40.6 | 2597 | 26 | 73 | 18 |
| 1966 | Babe Parilli | 382 | 181 | 47.4 | 2721 | 20 | 63 | 20 |
| 1967 | Babe Parilli | 344 | 161 | 46.8 | 2317 | 24 | 179 | 19 |
| 1968 | Tom Sherman | 226 | 90 | 39.8 | 1199 | 16 | 187 | 12 |
| 1969 | Mike Taliaferro | 331 | 160 | 48.3 | 2160 | 18 | 77 | 19 |
| 1970 | Joe Kapp | 219 | 98 | 44.7 | 1104 | 17 | 48 | 3 |
| 1971 | Jim Plunkett | 328 | 158 | 48.2 | 2158 | 16 | 188 | 19 |
| 1972 | Jim Plunkett | 355 | 169 | 47.6 | 2196 | 25 | 62 | 8 |

PUNTING

| Year | Player | No | Yds | Avg | Long |
|------|---------------|----|------|------|------|
| 1960 | Tom Greene | 59 | 2235 | 37.9 | 66 |
| 1961 | Tom Yewcic | 62 | 2406 | 38.8 | 64 |
| 1962 | Tom Yewcic | 68 | 2634 | 38.7 | 56 |
| 1963 | Tom Yewcic | 73 | 2880 | 39.4 | 65 |
| 1964 | Tom Yewcic | 72 | 2787 | 38.7 | 63 |
| 1965 | Tom Yewcic | 74 | 3094 | 41.8 | 70 |
| 1966 | Jim Fraser | 53 | 2044 | 38.6 | 68 |
| 1967 | Terry Swanson | 65 | 2632 | 40.5 | 62 |
| 1968 | Bob Scarpitto | 34 | 1382 | 40.6 | 87 |
| | Terry Swanson | 62 | 2449 | 39.5 | 57 |
| 1969 | Tom Janik | 70 | 2903 | 41.5 | 56 |
| 1970 | Tom Janik | 86 | 3364 | 39.1 | 57 |
| 1971 | Tom Janik | 87 | 3249 | 37.3 | 58 |
| 1972 | Pat Studstill | 75 | 2859 | 38.1 | 57 |

PUNT RETURNS

| Year | Player | No | Yds | Avg | Lg | TD |
|------|----------------|----|-----|------|----|----|
| 1960 | Billy Wells | 12 | 66 | 5.6 | 16 | 0 |
| 1961 | Fred Bruney | 23 | 109 | 4.7 | 11 | 0 |
| 1962 | Ron Burton | 21 | 122 | 5.8 | 22 | 0 |
| 1963 | Bob Suci | 25 | 233 | 9.3 | 22 | 0 |
| 1964 | Dave Cloutier | 20 | 136 | 6.8 | 40 | 0 |
| 1965 | Ron Burton | 15 | 61 | 4.1 | 12 | 0 |
| 1966 | Tom Hennessey | 7 | 39 | 5.6 | 11 | 0 |
| | Billy Johnson | 7 | 37 | 5.3 | 12 | 0 |
| 1967 | Jay Cunningham | 17 | 105 | 6.2 | 44 | 0 |
| | Joe Bellino | 15 | 129 | 8.6 | 18 | 0 |
| 1968 | Willie Porter | 22 | 135 | 6.1 | 24 | 0 |
| 1969 | Carl Garrett | 12 | 159 | 13.3 | 45 | 0 |
| 1970 | Carl Garrett | 17 | 168 | 9.9 | 62 | 0 |
| 1971 | Carl Garrett | 8 | 124 | 15.5 | 50 | 0 |
| 1972 | Carl Garrett | 6 | 36 | 6.0 | 27 | 0 |

SCORING

| Year | Player | TD | PAT | FG | Total |
|------|------------------|----|-----|----|-------|
| 1960 | Gino Cappelletti | 0 | 36 | 8 | 60 |
| 1961 | Gino Cappelletti | 8 | 48 | 17 | 147 |
| 1962 | Gino Cappelletti | 5 | 38 | 20 | 128 |
| 1963 | Gino Cappelletti | 2 | 35 | 22 | 113 |
| 1964 | Gino Cappelletti | 7 | 38 | 25 | 155 |
| 1965 | Gino Cappelletti | 9 | 27 | 17 | 132 |
| 1966 | Gino Cappelletti | 6 | 35 | 16 | 119 |
| 1967 | Gino Cappelletti | 3 | 29 | 16 | 95 |
| 1968 | Gino Cappelletti | 2 | 26 | 15 | 83 |
| 1969 | Gino Cappelletti | 0 | 26 | 14 | 68 |
| 1970 | Jim Nance | 7 | 0 | 0 | 42 |
| 1971 | Charlie Gogolak | 0 | 28 | 12 | 64 |
| 1972 | Carl Garrett | 5 | 0 | 0 | 30 |

PASS RECEIVING

| Year | Player | No | Yds | Avg | Lg | TD |
|------|------------------|----|-----|------|----|----|
| 1960 | Jim Colclough | 49 | 666 | 13.6 | 46 | 9 |
| 1961 | Gino Cappelletti | 45 | 768 | 17.1 | 53 | 8 |
| 1962 | Jim Colclough | 40 | 868 | 21.7 | 78 | 10 |
| 1963 | Jim Colclough | 42 | 793 | 18.8 | 56 | 3 |
| 1964 | Gino Cappelletti | 49 | 865 | 17.7 | 58 | 7 |
| 1965 | Jim Colclough | 40 | 677 | 16.9 | 41 | 3 |
| | Gino Cappelletti | 37 | 680 | 18.4 | 57 | 9 |
| 1966 | Art Graham | 51 | 673 | 13.2 | 42 | 4 |
| 1967 | Art Graham | 41 | 606 | 14.8 | 47 | 4 |
| 1968 | Jim Whalen | 47 | 718 | 15.3 | 47 | 7 |
| 1969 | Carl Garrett | 29 | 267 | 9.2 | 34 | 2 |
| 1970 | Ron Sellers | 38 | 550 | 14.5 | 48 | 4 |
| 1971 | Randy Vataha | 51 | 872 | 17.1 | 48 | 9 |
| 1972 | Reggie Rucker | 44 | 681 | 15.5 | 62 | 3 |

KICKOFF RETURNS

| Year | Player | No | Yds | Avg | Lg | TD |
|------|--------------|----|-----|------|----|----|
| 1960 | Dick Christy | 24 | 617 | 25.7 | 46 | 0 |
| 1961 | Larry Garron | 16 | 438 | 27.4 | 89 | 1 |
| 1962 | Larry Garron | 24 | 686 | 28.5 | 95 | 1 |
| 1963 | Larry Garron | 28 | 693 | 24.7 | 58 | 0 |
| 1964 | J.D. Garrett | 32 | 749 | 23.4 | 42 | 0 |

| | | | | | | |
|------|----------------|----|-----|------|----|---|
| 1965 | Jay Cunningham | 17 | 374 | 22.0 | 45 | 0 |
| 1966 | Joe Bellino | 18 | 410 | 22.8 | 43 | 0 |
| 1967 | Jay Cunningham | 30 | 627 | 20.9 | 41 | 0 |
| 1968 | Willie Porter | 36 | 812 | 22.6 | 61 | 0 |
| 1969 | Carl Garrett | 28 | 792 | 28.3 | 63 | 0 |
| 1970 | Odell Lawson | 25 | 546 | 21.8 | 52 | 0 |
| 1971 | Carl Garrett | 24 | 538 | 22.4 | 37 | 0 |
| 1972 | Carl Garrett | 16 | 410 | 25.6 | 49 | 0 |

PASS INTERCEPTIONS

| Year | Player | No | Yds | Avg | Lg | TD |
|------|------------------|----|-----|------|-----|----|
| 1960 | Gino Cappelletti | 4 | 68 | 17.0 | 24 | 0 |
| | Harry Jacobs | 4 | 26 | 6.5 | 12 | 0 |
| 1961 | Don Webb | 5 | 153 | 30.6 | 59 | 2 |
| 1962 | Ross O'Hanley | 5 | 83 | 16.6 | 28 | 0 |
| | Dick Felt | 5 | 73 | 14.6 | 22 | 0 |
| 1963 | Bob Suci | 8 | 294 | 36.7 | 98 | 2 |
| 1964 | Ron Hall | 11 | 148 | 13.5 | 50 | 0 |
| 1965 | Ron Hall | 3 | 35 | 11.7 | 29 | 0 |
| | Nick Buoniconti | 3 | 31 | 10.3 | 26 | 0 |
| 1966 | Ron Hall | 6 | 159 | 26.5 | 87 | 0 |
| | Tom Hennessey | 6 | 99 | 16.5 | 33 | 0 |
| 1967 | Don Webb | 4 | 91 | 22.8 | 41 | 0 |
| | Nick Buoniconti | 4 | 7 | 1.8 | 7 | 0 |
| 1968 | Leroy Mitchell | 7 | 41 | 5.9 | 20 | 0 |
| 1969 | Larry Carwell | 4 | 114 | 28.5 | 38 | 0 |
| 1970 | Daryl Johnson | 2 | 51 | 25.5 | 42 | 0 |
| 1971 | Larry Carwell | 5 | 72 | 14.4 | 153 | 1 |
| 1972 | Honor Jackson | 4 | 133 | 33.3 | 55 | 0 |

TOP 15 PLAYERS—GAMES PLAYED (REGULAR SEASON ONLY)

| Player | Pos. | No. Games | Years Played |
|------------------|------|-----------|--------------|
| Gino Cappelletti | K-WR | 155 | 1960-70 |
| Jimmy Hunt | DT | 144 | 1960-70 |
| Houston Antwine | DT | 139 | 1961-71 |
| Don Webb | DB | 134 | 1961-71 |
| Jimmy Colclough | WR | 128 | 1960-68 |
| Charlie Long | OT | 126 | 1961-69 |
| Jon Morris* | C | 126 | 1964-72 |
| Len St. Jean* | G | 126 | 1964-72 |
| Larry Eisenhower | DE | 117 | 1961-69 |
| Bob Dee | DE | 114 (c) | 1960-67 |
| Larry Garron | HB | 111 | 1960-68 |
| Tommy Addison | LB | 110 | 1960-67 |
| Tommy Neville* | OT | 110 | 1965-72 |
| Babe Parilli | QB | 96 | 1961-67 |
| Jim Nance | RB | 94 | 1965-71 |

* denotes players still active.

(c) denotes consecutive games played.

PATRIOTS ALL-PROS

1960: Tom Addison (LB); Ross O'Hanley (DB)

1961: Charlie Leo (G)

1963: Babe Parilli (QB); Larry Eisenhower (DE); Nick Buoniconti (LB); Tom Addison (LB)

1964: Babe Parilli (QB); Larry Eisenhower (DE); Nick Buoniconti (LB); Tom Addison (LB)

1965: Nick Buoniconti (LB)

1966: Jim Nance (RB); Gino Cappelletti (K); Larry Eisenhower (DE); Houston Antwine (DT); Nick Buoniconti (LB)

1967: Jim Nance (RB); Nick Buoniconti (LB)

1968: Jim Whalen (TE)

DRAFT YEAR BY YEAR

FIRST SELECTIONS

1960: 1—Buddy Allen (HB) Utah State; 2—Ron Burton (HB) Northwestern; 3—Dale Chamberlain (FB) Miami, O.; 4—Henry Christopher (E) SMU; 5—Dan Colchicco (WR) San Jose State; 6—Jack Cummings (QB) North Carolina St.; 7—James Davis (C) Oklahoma; 8—Sarafine Fazio (C) Pittsburgh; 9—Max Fugler (C) LSU; 10—Jim Gardner (T) Duke; 11—James Good-year (T/G) Wake Forest; 12—Dave Harris (HB) Kansas; 13—Al Henderson (T) Colorado State; 14—James Hickman (T/G) Penn State; 15—Robert Kranz (RB) Penn State; 16—Joe Kulbacki (RB) Purdue; 17—Dee Mackey (E) E. Texas State; 18—Leon Manley (G) W. Texas State; 19—Cliff Manning (T/G) Hardin-Simmons; 20—Pete Manning (E) Wake Forest; 21—Edward Mazurek (T) Xavier, O.; 22—Bill Meglen (G) Utah State; 23—Frank Mestnik, (RB) Marquette; 24—Ron Mix (T) USC; 25—Irvin Nikolai (WR) Stanford; 26—Jim Prestel (T) Idaho; 27—Bob Salerno (G) Colorado; 28—Gerhard Schwedes (RB) Syracuse; 29—Richard Soergel (QB) Oklahoma State; 30—Larry Wagner (T) Vanderbilt; 31—Harvey White (QB) Clemson; 32—Tirey Wilemon (RB) SMU; 33—Gary Wisener (WR) Baylor.

SECOND SELECTIONS

1960: 1—Dave Ames (HB) Richmond; 2—James Boeke (T/G) Heidelberg; 3—Billy Brewer (QB) Ole Miss.; 4—Emanuel Congedo (T/G) Villanova; 5—Pat Dye (T/G) Georgia; 6—John Farrington (WR) Prairie View; 7—Rich Grecni (C) Ohio U.; 8—Bud Jones (WR) SMU; 9—Don Kacmarek (T/G) North Dakota; 10—John Lawrence (T/G) North Carolina St.; 11—Ron Maltory (T/G) Purdue; 12—Bobby Pate (RB) Presbyterian; 13—Jack Rudolph (LB) Georgia Tech; 14—Frank Sally (T/G) California; 15—Bob Spada (E) Duke; 16—Pete Tunney (HB) Occidental; 17—Jim Webster (HB) Marquette; 18—John Wilcox (T/G) Oregon.

1961: 1—Tommy Mason (HB) Tulane; 2—Rip Hawkins (C) North Carolina; 3—Danny LaRose (E) Missouri; 4—Mike Zeno (G) Virginia Tech; 5—Fran Tarkenton (QB) Georgia; 6—Larry Eisenhower (T) Boston College; 7—Paul Terhes (QB) Bucknell; 8—Charles Long (G) Chattanooga; 9—Roland Lakes (C) Wichita; 10—Richard Mueller (E) Kentucky; 11—Mel West (HB) Missouri; 12—Wayne Harris (C) Arkansas; 13—Dan Underwood (T) McNeese State; 14—James Wright (QB) Memphis State; 15—choice traded to Dallas; 16—George Balthazar (T) Tennessee A&I; 17—Ray Ratkowski (HB) Notre Dame; 18—Tom Rodgers (HB) Kentucky; 19—Joe Bellino (HB) Navy; 20—Clarence Childs (HB) Florida A&M; 21—Dan Oakes (G) VPI; 22—Bob Johnson (E) Michigan; 23—Darrel DeDecker (C) Illinois; 24—Don Webb (HB) Iowa State; 25—Robert Minihane (T) Boston University; 26—Charles Granger (T) Southern U.; 27—Terry Huxhold (T) Wisconsin; 28—Bryant Harvard (QB); Auburn; 29—Ernie McMillan (T) Illinois; 30—George Hulz (T) Mississippi Southern.

1962: 1—Gary Collins (E) Maryland; 2—LeRoy Jackson (HB) W. Illinois; 3—Sherwyn Thorson (G) Iowa; 4—Choice to Houston; 5—Choice to Dallas; 6—Bill Neighbors (T) Alabama; 7—John Schopf (T) Michigan; 8—Benny McRae (HB) Michigan; 9—Bill Triplett (FB) Miami, (Ohio); 10—John Knight (HB) Valparaiso; 11—Choice to Buffalo; 12—Choice to Oakland; 13—Nick Buoniconti (G) Notre Dame; 14—Charles Sieminski (T) Penn State; 15—Gerry Goerlitz (G) N. Michigan; 16—Ken Byers (G) Cincinnati; 17—Scott Maentz (E) Michigan; 18—Tom Chandler (T) Florida A&M; 19—Ron Meyers (E) Villanova; 20—Tom Neck (HB) LSU; 21—John Traynham (HB) V.M.I.; 22—Bob Asack (T) Columbia; 23—Walt Crate (HB) Penn Military; 24—Don Christman (C) Richmond; 25—Bob Stem (C) Syracuse; 26—Jim Field (QB) L.S.U.; 27—Al Gursky (HB) Penn State; 28—Charles Dickerson (T) Illinois; 29—Julius Fincke (T) McNeese State; 30—John L. Finn (T) Louisville; 31—Mike Ingram (G) Ohio State; 32—Charles Taylor (HB) Mississippi; 33—Steve Jastrzembski (E) Pittsburgh; 34—Ray Lardani (T) Miami (Fla.).

(Choose 6th & 7th)

1963: 1—Art Graham (E) Boston College; 2—LeRoy Jordan (C) Alabama; 3—Bob Vogel (T) Ohio State; 4—Bob Reynolds (T)

Bowling Green; 5—Lou Cioci (G) Boston College; 6—Sam Silas (T) Southern Illinois; 7—Dick Williamson (E) Alabama; 8—Rod Foster (G) Ohio State; 9—Jim Simon (E) Miami; 10—Don McKinnon (C) Dartmouth; 11a—(Houston) Dave Hayes (FB) Penn State; 11b—Dave Watson (G) Georgia Tech; 12a—(Buffalo) Bill Gambrell (HB) South Carolina; 12b—Tim Gauntner (HB) John Carroll; 13a—No choice; 13b—Ralph Ferrissi (FB) S. Conn.; 14—Whaley Hall (T) Mississippi; 15—Bob Dentel (C) Miami; 16—No choice; 17—Tom Neumann (HB) Michigan; 18—Dave O'Brien (T) Boston College; 19—Pat McCarthy (QB) Holy Cross; 20—Jim Bradshaw (HB) Chattanooga; 21—Gary Sherman (B) Bowling Green; 22—Nate Craddock (FB) Parsons; 23—Al Snyder (HB) Holy Cross; 24—Dick Schultz (T) Ohio; 25—Dennis Gaubatz (G) Louisiana State U.; 26—Jim Tullis (HB) Florida A&M; 27—Dave Adams (T) Arkansas; 28—Ron Whaley (HB) Chattanooga; 29—Dick Kelly (G) Georgia.

1964: 1—Jack Concannon (QB) Boston College; 2—Jim Kelly (E) Notre Dame; 3—Choice to Denver; 4—Jon Morris (E) Holy Cross; 5—Choice to San Diego; 6—Jim Mazurek (G) Syracuse; 7—T. W. Alley (T) William & Mary; 8—J. D. Garrett (HB) Grambling; 8a—Roger LaLonde (T) Muskingum; 9—Leonard St. Jean (E) N. Michigan; 10—Choice to Buffalo; 11—John Barrett (HB) Boston College; 12—Choice to Kansas City; 13—Joe Scarpate (DB) No. Carolina State; 14—Jim Wilson (T) Georgia; 15—Tony Gibbons (T) John Carroll; 16—Pete Pedro (HB) West Texas State; 17—Gary Wood (QB/HB) Cornell; 18—Joe Tiller (T) Montana State; 19—Bill Dawson (E) Florida State; 20—Lonnie Farmer (LB) Chattanooga; 21—Tony Lawrence (T) Bowling Green; 22—Dave Archer (T) Syracuse; 23—Dave Humenick (T) Notre Dame; 24—Larry Bartolameoli (T) West. Michigan; 25—Bryan Generalovich (E) Pittsburgh; 26—Dick Niglio (HB) Yale.

1965: 1—Jerry Rush (T) Michigan State; 2—Choice to Houston; 3—Jim Whalen (OE) Boston College; 4—Ellis Johnson (HB) SE Louisiana; 5—Corwyn Aldredge (E) NW Louisiana; 6—Justin Canale (G) Mississippi State; 7—Tom Neville (T) Mississippi State; 8—Fred Brown (E) Miami; 9—Bob Malone (T) Louisiana Tech; 10—Choice to Buffalo; 11—John Frechette (T) Boston College; 12—Jim Weatherly (DB) Mississippi; 13—Charlie Green (QB) Wittenberg; 14—Jay Cunningham (HB) Bowling Green; 15—Ted Rodosevitch (G) Cincinnati; 16—George Pyne (T) Olivet; 17—White Graves (DB) LSU; 17a—Dave Lee (OE) Louisiana Tech; 18—Ed Meixler (LB) Boston University; 19—Jim Nance (FB) Syracuse; 20—Fred Fugazzi (FB) Missouri Valley.

RED SHIRT

1965: 1—Dave McCormick (T) LSU; 2—Bob Kowlowski (T) Virginia; 3—Bob Cappadonna (FB) Northeastern; 4—Dick Arrington (G) Notre Dame; 5—Dennis Smith (DE) Cincinnati; 6—Billy Ezell (DB) LSU; 7—John Hankinson (QB) Minnesota; 8—Beau Colle (DB) LSU; 9—Charles Brown (T) Tulsa; 10—Dave Hettema (T) New Mexico; 11—Roy Schmidt (G) Long Beach State; 12—Leon Standridge (E) San Diego State.

1966: 1—Karl Singer (T) Purdue; 2—Jim Boudreaux (T) Louisiana Tech; 3—Harold Lucas (T) Michigan State; 4—Choice to New York; 5—John Mangum (T) Mississippi Southern; 6—Dan Irby (T) Louisiana Tech; 7—Jim Battles (T) Southern University; 8—Sam Montgomery (DB) Southern; 9—Doug Satcher (LB) Mississippi Southern; 10—Dennis Brewster (T) BYU; 11—Choice to New York; 12—Dick Fugere (LB) Cincinnati; 13—Tom Carr (FB) Bates State; 14—Bob Hall (DB) Brown; 15—Billy Laird (QB) Louisiana Tech; 16—Buddy Owens (G) Michigan State; 17—Dick Capp (DE) Boston College; 18—John Pincavage (E/DB) Virginia; 19—Joe Novogratz (G) Pittsburgh; 20—Paul Soule (HB) Bowdoin.

RED SHIRT

1966: 1—Willie Townes (T) Tulsa; 2—Ken Avery (LB) Mississippi Southern; 3—Ed Toner (G) U. Massachusetts; 4—Heath Wingate (T) Bowling Green; 5—Ray Perkins (E) Alabama; 6—Joe Avezano (G) Florida State; 7—Brent Caston (DB) Mississippi; 8—Tom Schaefer (FB) Chattanooga; 9—Jack White (QB) Penn State; 10—Bob Ellis (HB) Massachusetts; 11—Jay Marion (HB) Wyoming.

- 1967: 1—John Charles (DB) Purdue; 2—Choice to Kansas City; 3—Choice to New York Jets; 4—Ed Philpott (DE) Miami (Ohio); 5—Melvin Witt (DE) Arlington State; 6—Ron Medlen (DE) SMU; 7—Robert Leo (HB) Harvard; 8—Tom Fussell (DT) LSU; 9—Charlie Thornhill (DB) Michigan State; 10—John Runnels (LB) Penn State; 11—Leroy Mitchell (FL) Texas Southern; 12—Dave Davis (T) Harvard; 13—Ray Ilf (LB) Colgate; 14—Bobby Beard (DB) Auburn; 15—Tom Folliard (LB) Mississippi State; 16—Dick Nocera (HB) Southern Connecticut; 17—Bobby Nichols (TE) Boston University.
- 1968: 1—Dennis Byrd (DT) North Carolina State; 2—Tom Funchess (T) Jackson State; 3—Aaron Marsh (FL) Eastern Kentucky; 4—R. C. Gamble (RB) South Carolina State; 5—Jim Smithberger (DB) Notre Dame; 6—Choice to Cincinnati; 7—John Schneider (GB) Toledo; 8—Daryl Johnson (DB) Morgan State; 9—Choice to Houston; 10—John Outlaw (DB) Jackson State; 11—Paul Feldhausen (T) Northern Wisconsin; 12—James Cheyunski (LB) Syracuse; 13—Max Huber (T) Brigham Young; 14—Henry McKay (E) Guilford; 15—Art McMahon (DB) North Carolina State; 16—Charles Fulton (RB) Tennessee; 17—Ed Koontz (LB) Catawba.
- 1969: 1—Ron Sellers (SE) Florida State; 2—Mike Montler (G) Colorado; 3—Carl Garrett (RB) N. M. Highlands; 4—Choice to Denver thru Kansas City; 5—Onree Jackson (QB) Alabama A&M; 6—Choice to Oakland; 7—Rick Hackley (T) New Mexico State; 8—Bob Gladioux (RB) Notre Dame; 9—Steve Alexakos (G/LB) San Jose State, from Buffalo; 9a—Joe Walker (DE) Albany State; 10—Dennis Devlin (DB) Wyoming; 11—Barry Gallup (SE) Boston College; 12—Richard Lee (DT) Grambling; 13—Joe Leasey (LB) Alcorn A&M; 14—John Cagle (LB) Clemson; 15—Brant Conley RB/P) Tulsa; 16—Jim Vuono (LB) Adams State; 17—George Muse (LB/DB) Grambling.
(Drafted Alternately 4th & 5th)
- 1970: 1—Phil Olsen (DT) Utah State; 2—Choice to Houston; 3—Mike Ballou (LB) UCLA; 4—Eddie Ray (DB) LSU; 5—Choice from Miami, Bob Olson (LB) Notre Dame; 5a—Choice to New York Jets; 6—Choice to Buffalo; 7—Odell Lawson (RB) Langston, Okla.; 8—Choice to New York Jets; 9—Dennis Wirgowski (DE) Purdue; 10—Henry Brown (K/WR) Missouri; 11—Dennis Bramlett (T) Texas-El Paso; 12—Greg Roero (DT) New Mexico Highlands; 13—Ronnie Shelley (DB) Troy State; 14—Garvie Craw (RB/TE) Michigan; 15—Kent Schoolfield (WR) Florida A&M; 16—Otis McDaniel (DE) Tuskegee; 17—Joe Killingsworth (WR) Oklahoma.
- 1971: 1—Jim Plunkett (QB) Stanford; 2—Julius Adams (DT) Texas Southern; 3—Choice to Buffalo thru Oakland; 4—Choice to Denver; 5—Tim Kelly (LB) Notre Dame; 6—David Hardt (TE) Kentucky; 7—Choice to Oakland; 8—Choice to Buffalo; 9—Josh Ashton (RB) Tulsa; 10—Layne McDowell (T) Iowa; 11—Dan Schneiss (TE) Nebraska; 12—John Rodman (T) Northwestern; 13—Lewis Swain (DB) Alabama A&M; 14—Alfred Sykes (WR) Florida A&M; 15—Nick McGarry (TE) Massachusetts; 16—Jim Zikmund (DB) Kearney State; 17—Ronald Leigh (DE) Elizabeth City State.
- 1972: 1—Choice to Minnesota; 1a—Choice to New York Giants from Los Angeles; 2—Choice to Dallas; 2a—Choice from Kansas City, Tom Reynolds (WR) San Diego State; 3—Choice to Dallas; 3a—Choice from Washington thru Los Angeles, Jim White (DE) Colorado State; 4—Choice to Dallas; 5—Choice to Baltimore; 5a—Choice from Oakland, Ron Bolton (DB) Norfolk State; 6—Choice to Atlanta thru New York Giants; 7—Clark Hoss (TE) Oregon State; 7a—Choice from San Diego, John Tarver (RB) Colorado; 8—Steve Beyrle (G) Kansas State; 9—Mike Kelson (T) Arkansas; 10—Mel Caraway (DB) Northeast Oklahoma; 11—Rod Cason (T) Angelo State; 12—Steve Booras (DE) Mesa Jr. College; 13—Sam Elmore (DB) Eastern Michigan; 14—Ed Rideout (WR) Boston College; 15—Joel Klimek (TE) Pittsburgh; 16—Eric Dahl (DB) San Jose State; 17—Junior Ah You (LB) Arizona State.
- 1973: 1a—John Hannah (G) Alabama; 1b—Sam Cunningham (RB) Southern Cal; 1c—Darryl Stingley (WR) Purdue; 3a—Brad

Dusek (LB) Texas A & M; 3b—Charles Davis (RB) Alcorn A & m; 4—Allen Gallaher (OT) Southern Cal; 5—Doug Dumler (C) Nebraska; 9—Buster Callaway (OT) Texas A & M; 10—Dan Ruster (DB) Oklahoma; 11—Homer May (TE) Texas A & M; 12—Bruce Barnes (P) UCLA; 13a—Alan Lowry (DB) Texas; 13b—(Ray Hamilton (LB) Oklahoma; 15—Condie Pugh (RB) Norfolk State 16—Mike Kutter (LB) Concordia, Minn; 17—Eddie McAshan (QB) Georgia Tech.

HONOR ROLL OF COLLEGES

The following is a compilation of the total number of players from various colleges and junior colleges who have been active with the Patriots during regular season over the past 13 years.

| College | Players | College | Players |
|------------------------|---------|----------------------|---------|
| Boston College | 11 | Cornell | 1 |
| Syracuse | 7 | Delaware | 1 |
| Florida State | 6 | Eastern Michigan | 1 |
| Purdue | 6 | Eastern Kentucky | 1 |
| Clemson | 5 | Emporia | 1 |
| Holy Cross | 5 | Florence State | 1 |
| Notre Dame | 5 | Florida | 1 |
| Miami (Florida) | 5 | Ft. Valley State | 1 |
| Michigan State | 5 | Georgia | 1 |
| Minnesota | 5 | Harvard | 1 |
| Texas Southern | 5 | Heidelberg | 1 |
| Georgia Tech | 4 | Howard Payne | 1 |
| Mississippi | 4 | Iowa | 1 |
| Boston University | 3 | Langston | 1 |
| Chattanooga | 3 | Maine | 1 |
| Florida A & M | 3 | Memphis State | 1 |
| Houston | 3 | Michigan | 1 |
| Indiana | 3 | Middle Tennessee | 1 |
| Iowa State | 3 | Mississippi State | 1 |
| Jackson State | 3 | Missouri Valley | 1 |
| Louisiana State | 3 | Morningside | 1 |
| Maryland | 3 | Naval Academy | 1 |
| Northern Michigan | 3 | Nebraska | 1 |
| Northwestern | 3 | New Hampshire | 1 |
| Penn State | 3 | New Mexico Highlands | 1 |
| Pittsburgh | 3 | Norfolk State | 1 |
| Southern Mississippi | 3 | North Carolina | 1 |
| Stanford | 3 | Northeastern | 1 |
| Tulsa | 3 | Northeast Missouri | 1 |
| UCLA | 3 | Northern Arizona | 1 |
| Western Illinois | 3 | Northland | 1 |
| Alabama | 2 | North Texas State | 1 |
| Arizona | 2 | Ohio State | 1 |
| Bowling Green | 2 | Olivet | 1 |
| Bradley | 2 | Princeton | 1 |
| Colgate | 2 | Richmond | 1 |
| Colorado State | 2 | St. Augustine | 1 |
| Colorado | 2 | San Diego State | 1 |
| Dartmouth | 2 | South Carolina | 1 |
| Grambling | 2 | Southern Illinois | 1 |
| Illinois | 2 | Southern Univ. | 1 |
| Kentucky | 2 | Texas Tech | 1 |
| Louisiana Tech | 2 | Texas | 1 |
| Massachusetts | 2 | Toledo | 1 |
| Missouri | 2 | Tulane | 1 |
| Morgan State | 2 | Tuskegee | 1 |
| North Carolina State | 2 | Virginia Tech | 1 |
| Pacific | 2 | Virginia Union | 1 |
| Prairie View A & M | 2 | Wayne State | 1 |
| Southeastern Louisiana | 2 | Weber State | 1 |
| Tennessee | 2 | West Virginia | 1 |
| Texas A & I | 2 | William & Mary | 1 |
| Arkansas | 1 | Williams | 1 |
| Arizona State | 1 | Wisconsin | 1 |
| Baylor | 1 | Wyoming | 1 |
| Brandeis | 1 | Xavier | 1 |
| Brigham Young | 1 | Yale | 1 |
| California | 1 | Junior College | |
| California Poly | 1 | Kilgore J.C. | 1 |
| Catawba | 1 | Colleges | 121 |
| Central Michigan | 1 | Jr. Colleges | 1 |
| Cincinnati | 1 | TOTAL REPRESENTATION | |

PATRIOTS ALL-TIME ROSTER

| Name | Position | School | Year |
|-------------------|----------|----------------------|-----------|
| Acks, Ron | LB | Illinois | 1972 |
| Adams, Julius | DT-DE | Texas Southern | 1971-1972 |
| Adams, Sam | OT | Prairie View | 1972 |
| Addison, Tom | LB | South Carolina | 1960-1967 |
| Allard, Don | QB | Boston College | 1962 |
| Antwine, Houston | DT | Southern Illinois | 1961-1971 |
| Ashton, Josh | RB | Tulsa | 1972 |
| Atchason, Jack | OE | Western Illinois | 1960 |
| Atessis, Bill | DE | Texas | 1971 |
| Avezzano, Joe | C | Florida State | 1963 |
| Bailey, Bill | RB | Cincinnati | 1969 |
| Ballou, Mike | LB | UCLA | 1970 |
| Beach, Walter | DB | Central Michigan | 1960-1961 |
| Beer, Tom | TE | Houston | 1970-1972 |
| Bellino, Joe | RB | Navy | 1965-1967 |
| Bennett, Phil | LB | Miami | 1960 |
| Berger, Ron | DE | Wayne State | 1969-1972 |
| Beverly, Randy | DB | Colorado State | 1970-1971 |
| Biscaha, Joe | OE | Richmond | 1960 |
| Blanchard, Dick | LB | Tulsa | 1972 |
| Blanks, Sid | RB | Texas A & I | 1968-1970 |
| Bolton, Ron | DB | Norfolk State | 1972 |
| Boudreaux, Jim | DE | Louisiana Tech | 1966-1968 |
| Bramlett, John | LB | Memphis State | 1968-1970 |
| Brown, Barry | TE-LB | Florida | 1969-1970 |
| Brown, Bill E. | LB | Syracuse | 1960 |
| Bruney, Fred | DB | Ohio State | 1960-1962 |
| Bryant, Hubie | WR | Minnesota | 1971-1972 |
| Bugenhagen, Gary | OT-G | Syracuse | 1969-1970 |
| Buoniconiti, Nick | LB | Notre Dame | 1962-1967 |
| Burton, Ron | RB | Northwestern | 1960-1965 |
| Byrd, Dennis | DT | North Carolina State | 1968 |
| Cagle, John | DT-LB-G | Clemson State | 1969 |
| Canale, Justin | G | Mississippi | 1965-1968 |
| Canale, Whit | DE | Tennessee | 1968 |
| Cappadona, Bob | RB | Northeastern | 1966-1967 |
| Cappelletti, Gino | WR-K-DB | Minnesota | 1960-1970 |
| Carwell, Larry | DB | Iowa State | 1968-1972 |
| Cash, Rick | DT | N. E. Missouri | 1972 |
| Caveness, Ron | LB | Arkansas | 1968-1969 |
| Charles, John | DB | Purdue | 1967-1969 |
| Cheyunski, Jim | LB | Syracuse | 1968-1972 |
| Christy, Richard | RB | North Carolina | 1960 |
| Cindrich, Ralph | LB | Pittsburgh | 1972 |
| Clark, Phil | DB | Northwestern | 1971 |
| Cloutier, Dave | DB | Maine | 1964 |
| Cohen, Abe | G | Chattanooga | 1960 |
| Coldclough, Jim | WR | Boston College | 1960-1968 |
| Coleman, Dennis | LB | Mississippi | 1971 |
| Corcoran, Jim | QB | Maryland | 1968 |
| Crabtree, Eric | WR | Pittsburgh | 1971 |
| Crawford, Jim | RB | Wyoming | 1960-1964 |
| Cross, Bob | OT | Kilgore Jr. College | 1960 |
| Crouthamel, Jake | RB | Dartmouth | 1960 |
| Crow, Albert | DT | William & Mary | 1960 |
| Crump, Harry | RB | Boston College | 1963 |
| Cudzik, Walt | C | Purdue | 1960-1963 |
| Cunningham, Jay | DB | Bowling Green | 1965-1967 |
| Danenhauer, Bill | DE | Emporia | 1960 |
| Davis, Jack | G | Maryland | 1960 |
| Dawson, Bill | LB-TE-DE | Florida State | 1965 |
| Dee, Bob | DE | Holy Cross | 1960-1967 |
| Delucca, Gerry | OT | Mid. Tennessee State | 1960-1964 |
| Dimitroff, Tom | QB | Miami (O) | 1960 |
| Discenzo, Tony | OT | Michigan State | 1960 |
| Dowling, Brian | QB | Yale | 1972 |
| Dukes, Mike | LB | Clemson | 1964-1965 |
| Edmonds, Randy | LB | Georgia Tech | 1971 |
| Eisenhauer, Larry | DE | Boston College | 1962-1969 |
| Farley, Dick | DB | Boston University | 1970 |
| Farmer, Lonnie | LB | Chattanooga | 1964-1966 |
| Feldhausen, Paul | OT | Northland | 1968-1969 |

| | | | |
|------------------|-------|----------------------|-----------|
| Felt, Dick | DB | Brigham Young | 1962-1966 |
| Fraser, Jim | LB | Wisconsin | 1966 |
| Frazier, Charley | WR | Texas Southern | 1968-1970 |
| Funchess, Tommy | OT | Jackson State | 1968-1970 |
| Fussell, Tom | DE | LSU | 1967 |
| Gamble, R. C. | RB | South Carolina State | 1968-1969 |
| Gardin, Ron | WR | Arizona | 1971 |
| Garrett, Carl | RB | New Mexico Highlands | 1969-1972 |
| Garrett, J. D. | RB | Grambling | 1964-1967 |
| Garron, Larry | RB | Western Illinois | 1960-1968 |
| Gladioux, Bob | RB | Notre Dame | 1969-1972 |
| Gogolak, Charlie | K | Princeton | 1970-1972 |
| Graham, Art | WR | Boston College | 1963-1968 |
| Graham, Milt | OT | Colgate | 1961-1963 |
| Graves, White | DB | LSU | 1965-1967 |
| Green, Jerry | RB | Georgia Tech | 1960 |
| Greene, Tom | QB | Holy Cross | 1960 |
| Hagen, Halvor | G-DE | Weber State | 1971-1972 |
| Haggerty, Mike | OT-DE | Miami | 1971 |
| Hall, Ron | DB | Missouri Valley | 1961-1967 |
| Hammond, Kim | QB | Florida State | 1968-1970 |
| Harris, Rickie | DB | Arizona | 1971-1972 |
| Hauser, Art | DT | Xavier | 1960 |
| Hayman, Conway | G | Delaware | 1972 |
| Henke, Karl | OT | Tulsa | 1969 |
| Hennessey, Tom | DB | Holy Cross | 1965-1966 |
| Herock, Ken | LB | West Virginia | 1969 |
| Hoey, George | DB | Michigan | 1972 |
| Huarte, John | QB | Notre Dame | 1966-1967 |
| Hudson, Bill | DT | Clemson | 1965 |
| Hunt, Jim Lee | DT | Prairie View | 1961-1970 |
| Ilg, Ray | LB | Colgate | 1967-1968 |
| Jackson, Honor | DB | Pacific | 1972 |
| Jacobs, Harry | LB | Bradley | 1960-1962 |
| Jacobs, Ray | DT | Howard Payne | 1969 |
| Jagielski, Harry | DT | Indiana | 1960-1961 |
| Janik, Tom | DB-P | Texas A & I | 1969-1971 |
| Johnson, Billy | DB | Nebraska | 1966-1969 |
| Johnson, Daryl | DB | Morgan State | 1967-1971 |
| Johnson, Ellis | RB | S. E. Louisiana | 1965-1966 |
| Johnson, Joe | OE | Boston College | 1960-1961 |
| Johnson, Preston | RB | Florida A & M | 1968 |
| Jones, Ezell | OT | Minnesota | 1969-1970 |
| Kadziel, Ron | LB | Stanford | 1972 |
| Kapp, Joe | QB | California | 1970 |
| Kecman, Dan | LB | Maryland | 1970 |
| Khayat, Ed | DT | Mississippi | 1966 |
| Kimber, Bill | OE | Florida State | 1961 |
| Kiner, Steve | LB | Tennessee | 1971 |
| King, Claude | RB | Houston | 1962 |
| Klein, Dick | OT | Iowa State | 1961-1962 |
| Knief, Gayle | WR | Morningside | 1970 |
| Koontz, Ed | LB | Catawba | 1968 |
| Larson, William | RB | Western Illinois | 1960 |
| Lassiter, Ike | DE | St. Augustine's | 1970-1971 |
| Lawson, Odell | RB | Langston | 1970-1971 |
| Lee, Robert | G | Missouri | 1960 |
| Lenkaitis, Bill | G-C | Penn State | 1971-1972 |
| Leo, Bobby | WR | Harvard | 1967-1968 |
| Leo, Charlie | G | Indiana | 1960-1962 |
| Lindquist, Paul | DT | New Hampshire | 1961 |
| Livingston, Walt | RB | Heidelberg | 1960 |
| Lofton, Oscar | OE | S. E. Louisiana | 1960 |
| Long, Charlie | OT | Chattanooga | 1961-1969 |
| Long, Mike | OE | Brandeis | 1960 |
| Lott, Billy | RB | Mississippi | 1961-1963 |
| Loudd, Rommie | LB | UCLA | 1961-1962 |
| Loukas, Angelo | G | Northwestern | 1970 |
| Maitland, Jack | RB | Williams | 1971-1972 |
| Mallory, Irvin | DB | Virginia Union | 1971 |
| Mangum, John | DT | Southern Mississippi | 1966-1967 |
| Marsh, Aaron | DE | Eastern Kentucky | 1968-1969 |
| Mass, Wayne | OT | Miami | 1972 |
| Matthews, Henry | RB | Michigan State | 1972 |

| | | | |
|-----------------------|-------|-------------------------|-----------|
| May, Art | DE | Tuskegee | 1971 |
| McComb, Don | DE | Bradley | 1960 |
| McGee, George | OT | Southern | 1960 |
| McKinnon, Don | LB | Dartmouth | 1963-1964 |
| McMahon, Art | DB | North Carolina State | 1968-1972 |
| Meixler, Ed | LB | Boston University | 1965 |
| Miller, Al | RB | Boston College | 1960 |
| Mirich, Rex | DT | Northern Arizona | 1970 |
| Mitchell, Leroy | DB | Texas Southern | 1967 |
| Montler, Mike | OT | Colorado | 1969-1972 |
| Moore, Leroy | DE | Ft. Valley State | 1961-1962 |
| Morris, Jon | C | Holy Cross | 1964-1972 |
| Moss, Roland | TE | Toledo | 1971 |
| Murphy, Bill | WR | Cornell | 1968 |
| Nance, Jim | RB | Syracuse | 1965-1971 |
| Neighbors, Billy | G | Alabama | 1962-1965 |
| Neumann, Tom | RB | Northern Michigan | 1963 |
| Neville, Tommy | OT | Mississippi State | 1965-1972 |
| Nichols, Bob | TE | Boston University | 1967-1968 |
| Oakes, Don | OT | Virginia Tech | 1963-1968 |
| O'Hanley, Ross | DB | Boston College | 1960-1965 |
| Outlaw, John | DB | Jackson State | 1969-1972 |
| Parilli, Babe | QB | Kentucky | 1961-1967 |
| Perkins, Willis | G | Texas Southern | 1961 |
| Philpott, Ed | LB | Miami (O) | 1967-1971 |
| Plunkett, Jim | QB | Stanford | 1971-1972 |
| Porter, Willie | DB | Texas Southern | 1968 |
| Price, Kenny | LB | Iowa | 1971 |
| Pruett, Perry | DB | North Texas State | 1971 |
| Purvis, Vic | WR | Southern Mississippi | 1966-1967 |
| Pyne, George | OT | Olivet | 1965 |
| Rademacher, Bill | WR | Northern Michigan State | 1969-1970 |
| Ratkowski, Ray | RB | Notre Dame | 1961 |
| Ray, Eddie | RB-P | LSU | 1970 |
| Reynolds, Bob | OT | Bowling Green | 1972 |
| Reynolds, Tom | WR | San Diego State | 1972 |
| Richardson, Al | DE | Grambling | 1960 |
| Richardson, Jesse | DT | Alabama | 1962-1964 |
| Richardson, Tom | WR | Jackson State | 1969-1970 |
| Robotti, Frank | LB-RB | Boston College | 1961 |
| Romeo, Tony | TE | Florida State | 1962-1967 |
| Romine, Al | DB | Florence State | 1961 |
| Rowe, Dave | DT | Penn State | 1971-1972 |
| Rucker, Reggie | WR | Boston University | 1971-1972 |
| Rudolph, Jack | LB | Georgia Tech | 1960-1965 |
| Sardisco, Tony | G | Tulane | 1960-1962 |
| Satcher, Doug | LB | Southern Mississippi | 1966-1968 |
| Scarpitto, Bob | WR | Notre Dame | 1968 |
| Schmidt, Bob | OT | Minnesota | 1964 |
| Schottenheimer, Marty | LB | Pittsburgh | 1969-1970 |
| Schwedes, Gerhardt | RB | Syracuse | 1960-1961 |
| Scott, Clarence | DB | Morgan State | 1969-1972 |
| Sellers, Ron | WR | Florida State | 1969-1971 |
| Sherman, Tom | QB-DB | Penn State | 1968-1969 |
| Shonta, Chuck | DB | Eastern Michigan | 1960-1967 |
| Simerson, John | OT | Purdue | 1961 |
| Singer, Carl | OT | Purdue | 1966-1968 |
| Smith, Hal | DT | UCLA | 1960 |
| Snyder, Al | WR | Holy Cross | 1964 |
| Soltis, Bob | DB | Minnesota | 1960-1961 |
| Songin, Ed (Butch) | QB | Boston College | 1960-1961 |
| St. Jean, Lennie | G | Northern Michigan | 1964-1972 |
| Stephens, Tom | DE-TE | Syracuse | 1960-1964 |
| Stolberg, Eric | WR | Indiana | 1971 |
| Striegel, Bill | LB | College of Pacific | 1960 |
| Studstill, Pat | P | Houston | 1972 |
| Suci, Bob | DB | Michigan State | 1963 |
| Swanson, Terry | K | Massachusetts | 1967-1968 |
| Sykes, Alfred | WR | Florida A & M | 1971 |
| Taliaferro, Mike | QB | Illinois | 1968-1971 |
| Tarver, John | RB | Colorado | 1972 |
| Thomas, Gene | RB | Florida A & M | 1968 |
| Toner, Ed | DT | Massachusetts | 1967-1970 |
| Towns, Bobby | DB | Georgia | 1961 |

| | | | |
|-------------------------|--------|-----------------|-----------|
| Trull, Don | QB | Baylor | 1967 |
| Turner, Bake | WR | Texas Tech | 1970 |
| Vataha, Randy | WR | Stanford | 1971-1972 |
| Walker, Mike | K | None | 1972 |
| Washington, Clyde | DB | Purdue | 1960-1961 |
| Watson, Dave | G | Georgia Tech | 1963-1964 |
| Webb, Don | DB | Iowa State | 1963-1971 |
| Weisacosky, Ed | LB | Miami | 1971-1972 |
| Wells, Billy | RB | Michigan State | 1960 |
| West, Mel | DB | Missouri | 1961 |
| Whalen, Jim | TE | Boston College | 1965-1968 |
| White, Harvey | QB | Clemson | 1960 |
| White, Jim | DE | Colorado State | 1972 |
| Whittingham, Fred | LB | California Poly | 1970 |
| Williamson, John (J.R.) | LB-C | Louisiana Tech | 1968-1970 |
| Wilson, Ed | QB | Arizona State | 1965 |
| Windsor, Bob | TE | Kentucky | 1972 |
| Wirgowski, Dennis | DE | Purdue | 1970-1972 |
| Witt, Mel | DT | Arlington State | 1967-1970 |
| Yates, Bob | OT-G-C | Syracuse | 1960-1965 |
| Yewcic, Tom | P-QB | Michigan State | 1961-1966 |

PATRIOTS ALL-TIME SCORING

| Name | TD | XP | FG | S | TP |
|-----------------------|----|-----|-----|---|------|
| Cappelletti, Gino (a) | 42 | 350 | 176 | 0 | 1130 |
| Nance, Jim | 46 | 0 | 0 | 0 | 276 |
| Garron, Larry | 42 | 0 | 0 | 0 | 252 |
| Colclough, Jim (b) | 39 | 4 | 0 | 0 | 238 |
| Graham, Art | 20 | 0 | 0 | 0 | 120 |
| Burton, Ron | 19 | 0 | 0 | 0 | 114 |
| Garrett, Carl | 18 | 0 | 0 | 0 | 108 |
| Gogolak, Charlie | 0 | 42 | 20 | 0 | 102 |
| Whalen, Jim | 17 | 0 | 0 | 0 | 102 |
| Parilli, Babe (c) | 15 | 2 | 0 | 0 | 92 |
| Lott, Bill | 15 | 0 | 0 | 0 | 90 |
| Sellers, Ron | 13 | 0 | 0 | 0 | 78 |
| Vataha, Randy | 11 | 0 | 0 | 0 | 66 |
| Romeo, Tony (c) | 9 | 2 | 0 | 0 | 56 |
| Crawford, Jim (b) | 7 | 4 | 0 | 0 | 46 |
| Frazier, Charlie | 7 | 0 | 0 | 0 | 42 |
| Garrett, J. D. | 6 | 0 | 0 | 0 | 36 |
| Stephens, Tom | 6 | 0 | 0 | 0 | 36 |
| Christy, Dick | 5 | 0 | 0 | 0 | 30 |
| Crump, Harry | 5 | 0 | 0 | 0 | 30 |
| Ashton, Josh | 4 | 0 | 0 | 0 | 24 |
| Johnson, Joe | 4 | 0 | 0 | 0 | 24 |
| Lofton, Oscar | 4 | 0 | 0 | 0 | 24 |
| Marsh, Aaron | 4 | 0 | 0 | 0 | 24 |
| Miller, Al | 4 | 0 | 0 | 0 | 24 |
| Webb, Don | 4 | 0 | 0 | 0 | 24 |
| Walker, Mike | 0 | 15 | 2 | 0 | 21 |
| Dowling, Brian | 3 | 0 | 0 | 0 | 18 |
| Beer, Tom | 3 | 0 | 0 | 0 | 18 |
| Rademacher, Bill | 3 | 0 | 0 | 0 | 18 |
| Rucker, Reggie | 3 | 0 | 0 | 0 | 18 |
| Songin, Butch | 3 | 0 | 0 | 0 | 18 |
| Trull, Don | 3 | 0 | 0 | 0 | 18 |
| Yewcic, Tom | 3 | 0 | 0 | 0 | 18 |
| Cappadona, Bob (c) | 2 | 2 | 0 | 0 | 14 |
| Hunt, Jim | 2 | 0 | 0 | 1 | 14 |
| Carwell, Larry | 2 | 0 | 0 | 0 | 12 |
| Charles, John | 2 | 0 | 0 | 0 | 12 |
| Gamble, R. C. | 2 | 0 | 0 | 0 | 12 |
| Moss, Roland | 2 | 0 | 0 | 0 | 12 |
| Reynolds, Tom | 2 | 0 | 0 | 0 | 12 |
| Suci, Bob | 2 | 0 | 0 | 0 | 12 |
| Tarver, John | 2 | 0 | 0 | 0 | 12 |
| Thomas, Gene | 2 | 0 | 0 | 0 | 12 |
| Turner, Bake | 2 | 0 | 0 | 0 | 12 |
| Buoniconti, Nick | 1 | 0 | 0 | 1 | 8 |
| Johnson, Daryl | 1 | 0 | 0 | 1 | 8 |
| Addison, Tom | 1 | 0 | 0 | 0 | 6 |
| Beach, Walter | 1 | 0 | 0 | 0 | 6 |
| Bellino, Joe | 1 | 0 | 0 | 0 | 6 |

| | | | | | |
|------------------|-----|-----|-----|----|------|
| Brune, Fred | 1 | 0 | 0 | 0 | 6 |
| Bryant, Hubie | 1 | 0 | 0 | 0 | 6 |
| Crabtree, Eric | 1 | 0 | 0 | 0 | 6 |
| Cunningham, Jay | 1 | 0 | 0 | 0 | 6 |
| Hall, Ron | 1 | 0 | 0 | 0 | 6 |
| King, Claude | 1 | 0 | 0 | 0 | 6 |
| Knief, Gayle | 1 | 0 | 0 | 0 | 6 |
| Leo, Bobby | 1 | 0 | 0 | 0 | 6 |
| Livingston, Walt | 1 | 0 | 0 | 0 | 6 |
| Maitland, Jack | 1 | 0 | 0 | 0 | 6 |
| Moore, Leroy | 1 | 0 | 0 | 0 | 6 |
| Neumann, Tom | 1 | 0 | 0 | 0 | 6 |
| O'Hanley, Ross | 1 | 0 | 0 | 0 | 6 |
| Outlaw, John | 1 | 0 | 0 | 0 | 6 |
| Philpott, Ed | 1 | 0 | 0 | 0 | 6 |
| Plunkett, Jim | 1 | 0 | 0 | 0 | 6 |
| Scarpitto, Bob | 1 | 0 | 0 | 0 | 6 |
| Shonta, Chuck | 1 | 0 | 0 | 0 | 6 |
| Wells, Billy | 1 | 0 | 0 | 0 | 6 |
| Windsor, Bob | 1 | 0 | 0 | 0 | 6 |
| Witt, Mel | 1 | 0 | 0 | 0 | 6 |
| Hammond, Kim (c) | 0 | 2 | 0 | 0 | 2 |
| Jones, Ezell | 0 | 0 | 0 | 1 | 2 |
| Satcher, Doug | 0 | 0 | 0 | 1 | 2 |
| Canale, Justin | 0 | 1 | 0 | 0 | 1 |
| Team Scoring (d) | 0 | 0 | 0 | 6 | 12 |
| Grand Totals | 435 | 424 | 198 | 11 | 3650 |

(a) four 2-pointers; (b) two 2-pointers; (c) one 2-pointer; (d) AFL credited safety to team.

AMERICAN FOOTBALL LEAGUE

1960

EASTERN DIVISION

| Team | W | L | T | Pts. | Opp. |
|----------|----|---|---|------|------|
| Houston | 10 | 4 | 0 | 379 | 285 |
| New York | 7 | 7 | 0 | 382 | 399 |
| Buffalo | 5 | 8 | 1 | 296 | 303 |
| Boston | 5 | 9 | 0 | 286 | 349 |

WESTERN DIVISION

| Team | W | L | T | Pts. | Opp. |
|-------------|----|---|---|------|------|
| Los Angeles | 10 | 4 | 0 | 373 | 336 |
| Dallas | 8 | 6 | 0 | 362 | 253 |
| Oakland | 6 | 8 | 0 | 319 | 388 |
| Denver | 4 | 9 | 1 | 309 | 393 |

CHAMPIONSHIP GAME: Houston 24, Los Angeles 16

1961

EASTERN DIVISION

| Team | W | L | T | Pts. | Opp. |
|----------|----|---|---|------|------|
| Houston | 10 | 3 | 1 | 513 | 242 |
| Boston | 9 | 4 | 1 | 413 | 313 |
| New York | 7 | 7 | 0 | 301 | 390 |
| Buffalo | 6 | 8 | 0 | 294 | 342 |

WESTERN DIVISION

| Team | W | L | T | Pts. | Opp. |
|-----------|----|----|---|------|------|
| San Diego | 12 | 2 | 0 | 396 | 219 |
| Dallas | 6 | 8 | 0 | 334 | 343 |
| Denver | 3 | 11 | 0 | 251 | 432 |
| Oakland | 2 | 12 | 0 | 237 | 458 |

CHAMPIONSHIP GAME: Houston 10, San Diego 3

ALL-STAR GAME: West 47, East 27

1962

EASTERN DIVISION

| Team | W | L | T | Pts. | Opp. |
|----------|----|---|---|------|------|
| Houston | 11 | 3 | 0 | 387 | 270 |
| Boston | 9 | 4 | 1 | 346 | 295 |
| Buffalo | 7 | 6 | 1 | 309 | 272 |
| New York | 5 | 9 | 0 | 278 | 423 |

WESTERN DIVISION

| Team | W | L | T | Pts. | Opp. |
|-----------|----|----|---|------|------|
| Dallas | 11 | 3 | 0 | 389 | 233 |
| Denver | 7 | 7 | 0 | 353 | 334 |
| San Diego | 4 | 10 | 0 | 314 | 392 |
| Oakland | 1 | 13 | 0 | 213 | 370 |

CHAMPIONSHIP GAME: Dallas 20, Houston 17

ALL-STAR GAME: West 21, East 14

1963

EASTERN DIVISION

| Team | W | L | T | Pts. | Opp. |
|----------|---|---|---|------|------|
| Buffalo* | 7 | 6 | 1 | 304 | 291 |
| Boston* | 7 | 6 | 1 | 317 | 257 |
| Houston | 6 | 8 | 0 | 302 | 372 |
| New York | 5 | 8 | 1 | 249 | 399 |

WESTERN DIVISION

| Team | W | L | T | Pts. | Opp. |
|-------------|----|----|---|------|------|
| San Diego | 11 | 3 | 0 | 399 | 256 |
| Oakland | 10 | 4 | 0 | 363 | 288 |
| Kansas City | 5 | 7 | 2 | 347 | 263 |
| Denver | 2 | 11 | 1 | 301 | 473 |

*Boston won play-off game, 26-8

CHAMPIONSHIP GAME: San Diego 51, Boston 10

ALL-STAR GAME: West 27, East 24

1964

EASTERN DIVISION

| Team | W | L | T | Pts. | Opp. |
|----------|----|----|---|------|------|
| Buffalo | 12 | 2 | 0 | 400 | 242 |
| Boston | 10 | 3 | 1 | 365 | 297 |
| New York | 5 | 8 | 1 | 278 | 315 |
| Houston | 4 | 10 | 0 | 310 | 355 |

WESTERN DIVISION

| Team | W | L | T | Pts. | Opp. |
|-------------|---|----|---|------|------|
| San Diego | 8 | 5 | 1 | 341 | 300 |
| Kansas City | 7 | 7 | 0 | 366 | 306 |
| Oakland | 5 | 7 | 2 | 303 | 350 |
| Denver | 2 | 11 | 1 | 240 | 438 |

CHAMPIONSHIP GAME: Buffalo 20, San Diego 7

ALL-STAR GAME: West 38, East 14

1965

EASTERN DIVISION

| Team | W | L | T | Pts. | Opp. |
|----------|----|----|---|------|------|
| Buffalo | 10 | 3 | 1 | 313 | 226 |
| New York | 5 | 8 | 1 | 285 | 303 |
| Boston | 4 | 8 | 2 | 244 | 302 |
| Houston | 4 | 10 | 0 | 298 | 429 |

WESTERN DIVISION

| Team | W | L | T | Pts. | Opp. |
|-------------|---|----|---|------|------|
| San Diego | 9 | 2 | 3 | 340 | 227 |
| Oakland | 8 | 5 | 1 | 298 | 239 |
| Kansas City | 7 | 5 | 2 | 322 | 285 |
| Denver | 4 | 10 | 0 | 303 | 392 |

CHAMPIONSHIP GAME: Buffalo 23, San Diego 0

ALL-STAR GAME: All-Stars 30, Buffalo 19

1966

EASTERN DIVISION

| Team | W | L | T | Pts. | Opp. |
|----------|---|----|---|------|------|
| Buffalo | 9 | 4 | 1 | 358 | 255 |
| Boston | 8 | 4 | 2 | 315 | 283 |
| New York | 6 | 6 | 2 | 322 | 312 |
| Houston | 3 | 11 | 0 | 335 | 396 |
| Miami | 3 | 11 | 0 | 213 | 362 |

WESTERN DIVISION

| Team | W | L | T | Pts. | Opp. |
|-------------|----|----|---|------|------|
| Kansas City | 11 | 2 | 1 | 448 | 276 |
| Oakland | 8 | 5 | 1 | 315 | 288 |
| San Diego | 7 | 6 | 1 | 335 | 284 |
| Denver | 4 | 10 | 0 | 196 | 381 |

AFL CHAMPIONSHIP GAME: Kansas City 31, Buffalo 7

WORLD CHAMPIONSHIP GAME: Green Bay 35, Kansas City 10

ALL-STAR GAME: East 30, West 23

1967

EASTERN DIVISION

| Team | W | L | T | Pts. | Opp. |
|----------|---|----|---|------|------|
| Houston | 9 | 4 | 1 | 258 | 196 |
| New York | 8 | 5 | 1 | 371 | 329 |
| Buffalo | 4 | 10 | 0 | 237 | 285 |
| Miami | 4 | 10 | 0 | 219 | 407 |
| Boston | 3 | 10 | 1 | 280 | 389 |

WESTERN DIVISION

| Team | W | L | T | Pts. | Opp. |
|-------------|----|----|---|------|------|
| Oakland | 13 | 1 | 0 | 468 | 233 |
| Kansas City | 9 | 5 | 0 | 408 | 254 |
| San Diego | 8 | 5 | 1 | 360 | 352 |
| Denver | 3 | 11 | 0 | 256 | 409 |

AFL CHAMPIONSHIP GAME: Oakland 40, Houston 7

WORLD CHAMPIONSHIP GAME: Green Bay 33, Oakland 14

ALL-STAR GAME: East 25, West 24

1968

EASTERN DIVISION

| Team | W | L | T | Pts. | Opp. |
|----------|----|----|---|------|------|
| New York | 11 | 3 | 0 | 419 | 280 |
| Houston | 7 | 7 | 0 | 303 | 248 |
| Miami | 5 | 8 | 1 | 276 | 355 |
| Boston | 4 | 10 | 0 | 229 | 406 |
| Buffalo | 1 | 12 | 1 | 199 | 367 |

WESTERN DIVISION

| Team | W | L | T | Pts. | Opp. |
|-------------|----|----|---|------|------|
| Oakland* | 12 | 2 | 0 | 453 | 233 |
| Kansas City | 12 | 2 | 0 | 371 | 170 |
| San Diego | 9 | 5 | 0 | 382 | 310 |
| Denver | 5 | 9 | 0 | 264 | 404 |
| Cincinnati | 3 | 11 | 0 | 215 | 329 |

*(Oakland won playoff game from Kansas City, 41-6)

AFL CHAMPIONSHIP GAME: New York 27, Oakland 23

WORLD CHAMPIONSHIP GAME: New York 16, Baltimore 7

ALL-STAR GAME: West 35, East 28

1969

EASTERN DIVISION

| Team | W | L | T | Pts. | Opp. |
|----------|----|----|---|------|------|
| New York | 10 | 4 | 0 | 353 | 269 |
| Houston | 6 | 6 | 2 | 278 | 279 |
| Boston | 4 | 10 | 0 | 266 | 316 |
| Buffalo | 4 | 10 | 0 | 230 | 359 |
| Miami | 3 | 10 | 1 | 233 | 332 |

WESTERN DIVISION

| Team | W | L | T | Pts. | Opp. |
|-------------|----|---|---|------|------|
| Oakland | 12 | 1 | 1 | 377 | 242 |
| Kansas City | 11 | 3 | 0 | 359 | 177 |
| San Diego | 8 | 6 | 0 | 288 | 276 |
| Denver | 5 | 8 | 1 | 297 | 344 |
| Cincinnati | 4 | 9 | 1 | 280 | 367 |

PLAYOFF:

Kansas City 13, New York 6

PLAYOFF:

Oakland 56, Houston 7

CHAMPIONSHIP GAME: Kansas City 17, Oakland 7

WORLD CHAMPIONSHIP GAME: Kansas City 23, Minnesota 7

ALL-STAR GAME: West 26, East 3

NATIONAL FOOTBALL LEAGUE

1970

AMERICAN CONFERENCE

Western Division

| Team | W | L | T | Pts. | Opp. |
|-------------|---|---|---|------|------|
| Oakland | 8 | 4 | 2 | 300 | 293 |
| Kansas City | 7 | 5 | 2 | 272 | 244 |
| San Diego | 5 | 6 | 3 | 282 | 278 |
| Denver | 5 | 8 | 1 | 253 | 264 |

Central Division

| Team | W | L | T | Pts. | Opp. |
|------------|---|----|---|------|------|
| Cincinnati | 8 | 6 | 0 | 312 | 255 |
| Cleveland | 7 | 7 | 0 | 286 | 265 |
| Pittsburgh | 5 | 9 | 0 | 210 | 272 |
| Houston | 3 | 10 | 1 | 217 | 352 |

Eastern Division

| Team | W | L | T | Pts. | Opp. |
|---------------|----|----|---|------|------|
| Baltimore | 11 | 2 | 1 | 321 | 234 |
| Miami | 10 | 4 | 0 | 297 | 228 |
| New York Jets | 4 | 10 | 0 | 255 | 286 |
| Buffalo | 3 | 10 | 1 | 204 | 337 |
| Boston | 2 | 10 | 0 | 149 | 361 |

NATIONAL CONFERENCE

Western Division

| Team | W | L | T | Pts. | Opp. |
|---------------|----|----|---|------|------|
| San Francisco | 10 | 3 | 1 | 352 | 267 |
| Los Angeles | 9 | 4 | 1 | 325 | 202 |
| Atlanta | 4 | 8 | 2 | 206 | 261 |
| New Orleans | 2 | 11 | 1 | 172 | 347 |

Central Division

| Team | W | L | T | Pts. | Opp. |
|-----------|----|---|---|------|------|
| Minnesota | 12 | 2 | 0 | 299 | 221 |
| Detroit | 10 | 4 | 0 | 347 | 202 |
| Chicago | 6 | 8 | 0 | 256 | 261 |
| Green Bay | 6 | 8 | 0 | 196 | 293 |

Eastern Division

| Team | W | L | T | Pts. | Opp. |
|--------------|----|----|---|------|------|
| Dallas | 10 | 4 | 0 | 299 | 221 |
| N. Y. Giants | 9 | 5 | 0 | 301 | 270 |
| St. Louis | 8 | 5 | 1 | 325 | 228 |
| Washington | 6 | 8 | 0 | 297 | 314 |
| Philadelphia | 3 | 10 | 1 | 241 | 332 |

AFC PLAYOFFS
 Oakland 21, Miami 14
 Baltimore 17, Cincinnati 0
AFC CHAMPIONSHIP
 Baltimore 27, Oakland 17
SUPER BOWL: Baltimore 16, Dallas 13
PRO BOWL: NFC All-Stars 27, AFC All-Stars 6

NFC PLAYOFFS
 Dallas 5, Detroit 0
 San Francisco 17, Minnesota 14
NFC CHAMPIONSHIP
 Dallas 17, San Francisco 10
SUPER BOWL: Baltimore 16, Dallas 13
PRO BOWL: NFC All-Stars 27, AFC All-Stars 6

1971

AMERICAN CONFERENCE

Western Division

| Team | W | L | T | Pts. | Opp. |
|-------------|----|---|---|------|------|
| Kansas City | 10 | 3 | 1 | 302 | 208 |
| Oakland | 8 | 4 | 2 | 344 | 278 |
| San Diego | 6 | 8 | 0 | 311 | 341 |
| Denver | 4 | 9 | 1 | 203 | 275 |

Central Division

| | | | | | |
|------------|---|----|---|-----|-----|
| Cleveland | 9 | 5 | 0 | 285 | 273 |
| Pittsburgh | 6 | 8 | 0 | 246 | 292 |
| Houston | 4 | 9 | 1 | 251 | 330 |
| Cincinnati | 4 | 10 | 0 | 284 | 265 |

Eastern Division

| | | | | | |
|---------------|----|----|---|-----|-----|
| Miami | 10 | 3 | 1 | 315 | 174 |
| Baltimore | 10 | 4 | 0 | 313 | 140 |
| New England | 6 | 8 | 0 | 238 | 325 |
| New York Jets | 6 | 8 | 0 | 212 | 299 |
| Buffalo | 1 | 13 | 0 | 184 | 394 |

AFC PLAYOFFS

Miami 27, Kansas City 24 (2 OT)

Baltimore 20, Cleveland 3

AFC CHAMPIONSHIP

Miami 21, Baltimore 0

SUPER BOWL: Dallas 24, Miami 3

PRO BOWL: AFC All-Stars 26, NFC All-Stars 13

NATIONAL CONFERENCE

Western Division

| Team | W | L | T | Pts. | Opp. |
|---------------|---|---|---|------|------|
| San Francisco | 9 | 5 | 0 | 300 | 216 |
| Los Angeles | 8 | 5 | 1 | 313 | 260 |
| Atlanta | 7 | 6 | 1 | 274 | 277 |
| New Orleans | 4 | 8 | 2 | 266 | 347 |

Central Division

| | | | | | |
|-----------|----|---|---|-----|-----|
| Minnesota | 11 | 3 | 0 | 245 | 139 |
| Detroit | 7 | 6 | 1 | 341 | 286 |
| Chicago | 6 | 8 | 0 | 185 | 276 |
| Green Bay | 4 | 8 | 2 | 274 | 298 |

Eastern Division

| | | | | | |
|--------------|----|----|---|-----|-----|
| Dallas | 11 | 3 | 0 | 406 | 222 |
| Washington | 9 | 4 | 1 | 276 | 190 |
| Philadelphia | 6 | 7 | 1 | 221 | 302 |
| St. Louis | 4 | 9 | 1 | 231 | 279 |
| N. Y. Giants | 4 | 10 | 0 | 228 | 362 |

NFC PLAYOFF

San Francisco 24, Washington 20

Dallas 20, Minnesota 12

NFC CHAMPIONSHIP

Dallas 14, San Francisco 3

SUPER BOWL: Dallas 24, Miami 3

PRO BOWL: AFC All-Stars 26, NFC All-Stars 13

1972

AMERICAN CONFERENCE

Eastern Division

| Team | W | L | T | Pts. | Opp. |
|---------------|----|----|---|------|------|
| Miami | 14 | 0 | 0 | 385 | 171 |
| New York Jets | 7 | 7 | 0 | 367 | 324 |
| Baltimore | 5 | 9 | 0 | 235 | 252 |
| Buffalo | 4 | 9 | 1 | 257 | 377 |
| New England | 3 | 11 | 0 | 192 | 446 |

Central Division

| Team | W | L | T | Pts. | Opp. |
|------------|----|----|---|------|------|
| Pittsburgh | 11 | 3 | 0 | 343 | 175 |
| Cleveland | 10 | 4 | 0 | 268 | 249 |
| Cincinnati | 8 | 6 | 0 | 299 | 229 |
| Houston | 1 | 13 | 0 | 164 | 380 |

Western Division

| Team | W | L | T | Pts. | Opp. |
|-------------|----|---|---|------|------|
| Oakland | 10 | 3 | 1 | 365 | 248 |
| Kansas City | 8 | 6 | 0 | 287 | 254 |
| Denver | 5 | 9 | 0 | 325 | 350 |
| San Diego | 4 | 9 | 1 | 264 | 344 |

AFC PLAYOFFS

Pittsburgh 13, Oakland 7

Miami 20, Cleveland 14

AFC CHAMPIONSHIP

Miami 21, Pittsburgh 17

SUPER BOWL: Miami 14, Washington 7

PRO BOWL: AFC All-Stars 33, NFC All-Stars 28

NATIONAL CONFERENCE

Eastern Division

| Team | W | L | T | Pts. | Opp. |
|-----------------|----|----|---|------|------|
| Washington | 11 | 3 | 0 | 336 | 218 |
| Dallas | 10 | 4 | 0 | 319 | 240 |
| New York Giants | 8 | 6 | 0 | 331 | 247 |
| St. Louis | 4 | 9 | 1 | 193 | 303 |
| Philadelphia | 2 | 11 | 1 | 145 | 352 |

Central Division

| Team | W | L | T | Pts. | Opp. |
|-----------|----|---|---|------|------|
| Green Bay | 10 | 4 | 0 | 304 | 226 |
| Detroit | 8 | 5 | 1 | 339 | 290 |
| Minnesota | 7 | 7 | 0 | 301 | 252 |
| Chicago | 4 | 9 | 1 | 225 | 275 |

Western Division

| Team | W | L | T | Pts. | Opp. |
|---------------|---|----|---|------|------|
| San Francisco | 8 | 5 | 1 | 353 | 249 |
| Atlanta | 7 | 7 | 0 | 269 | 274 |
| Los Angeles | 6 | 7 | 1 | 291 | 286 |
| New Orleans | 2 | 11 | 1 | 215 | 361 |

NFC PLAYOFFS

Dallas 30, San Francisco 28

Washington 16, Green Bay 3

NFC CHAMPIONSHIP

Washington 26, Dallas 3

HEAD COACHES RECORDS

| Coach | Seasons | Years | W-L-T Record | Pct. |
|---------------|---------|---------|--------------|------|
| Lou Saban | 1½ | 1960-61 | 7-12-0 | .368 |
| Mike Holovak | 7½ | 1961-68 | 53-47-9 | .530 |
| Clive Rush | 1½ | 1969-70 | 5-16-0 | .238 |
| John Mazur | 2 | 1970-72 | 9-21-0 | .300 |
| Phil Bengtson | ½ | 1972 | 1- 4-0 | .200 |

PATRIOTS ALL-TIME INDIVIDUAL RECORDS

The following records relate to service with the Patriots only.

SERVICE

MOST SEASONS

- 11 Gino Cappelletti, 1960-70
- Jim Hunt, 1960-70
- Houston Antwine, 1961-71
- 10 Don Webb, 1961-62, 64-71

MOST CONSECUTIVE SEASONS

- 11 Gino Cappelletti, 1960-70
- Jim Hunt, 1960-70
- Houston Antwine, 1961-71
- 9 Jim Colclough, 1960-68
- Larry Eisenhauer, 1961-69
- Larry Garron, 1960-68
- Charlie Long, 1961-69

MOST GAMES

- 153 Gino Cappelletti, 1960-70
- 147 Jim Hunt, 1960-70

MOST CONSECUTIVE GAMES

- 152 Gino Cappelletti, 1960-70

SCORING

MOST SEASONS LEADING LEAGUE

- 5 Gino Cappelletti, 1961, 63-66

MOST POINTS, LIFETIME

- 1130 Gino Cappelletti, 1960-70
- 276 Jim Nance, 1965-71

MOST POINTS, SEASON

- 155 Gino Cappelletti, 1964 (7-td, 38-xp*, 25-fg)
- 147 Gino Cappelletti, 1961 (8-td, 48-xp, 25-fg)

*includes one two-point conversion

MOST POINTS, GAME

- 28 Gino Cappelletti, vs. Hou., Dec. 18, 1965 (2-td, 4-xp, 4-fg)
- 24 Gino Cappelletti, vs. Buff., Nov. 15, 1964 (3-td, 6-xp*)

*includes one two-point conversion

MOST CONSECUTIVE GAMES SCORING

- 31 Gino Cappelletti, 1966-68
- 27 Gino Cappelletti, 1963-64

TOUCHDOWNS

MOST TOUCHDOWNS, LIFETIME

- 46 Jim Nance, 1965-71
- 42 Gino Cappelletti, 1960-70
- Larry Garron, 1960-68

MOST TOUCHDOWNS, SEASON

- 11 Billy Lott, 1961
- Jim Nance, 1966
- 10 Jim Colclough, 1962

MOST TOUCHDOWNS, GAME

- 3 Billy Lott, vs. Buff., Oct. 22, 1961 (3-p)
- Billy Lott, vs. Oak., Dec. 9, 1961 (2-r, 1-p)
- Larry Garron, vs. Oak., Oct. 16, 1964 (1-r, 2-p)
- Gino Cappelletti, vs. Buff., Nov. 15, 1964 (3-p)
- Larry Garron, vs. S.D., Oct. 23, 1966 (1-r, 2-p)
- Jim Whalen, vs. Miami, Oct. 15, 1967 (3-p)

POINTS AFTER TOUCHDOWN (KICKS)

MOST ATTEMPTS, LIFETIME

- 353 Gino Cappelletti, 1960-70
- 42 Charlie Gogolak, 1970-72

MOST ATTEMPTS, SEASON

- 50 Gino Cappelletti, 1961
- 40 Gino Cappelletti, 1962

MOST ATTEMPTS, GAME

- 7 Gino Cappelletti, vs. Buff., Oct. 22, 1961
- 6 Gino Cappelletti, vs. Den., Sept. 16, 1961
- Gino Cappelletti, vs. Hou., Nov. 1, 1963
- Gino Cappelletti, vs. Miami, Oct. 15, 1967

MOST MADE, LIFETIME

- 342 Gino Cappelletti, 1960-70
- 42 Charlie Gogolak, 1970-72

MOST MADE, SEASON

- 48 Gino Cappelletti, 1961
- 38 Gino Cappelletti, 1962

MOST MADE, GAME

- 7 Gino Cappelletti, vs. Buff., Oct. 22, 1961
- 6 Gino Cappelletti, vs. Den., Sept. 16, 1961
- Gino Cappelletti, vs. Hou., Nov. 1, 1963

MOST CONSECUTIVE PATS

- 106 Gino Cappelletti, 1963-66

FIELD GOALS**MOST SEASONS LEADING LEAGUE, ATTEMPTS**

- 3 Gino Cappelletti, 1961, 63-64

MOST ATTEMPTS, LIFETIME

- 333 Gino Cappelletti, 1960-70
- 36 Charlie Gogolak, 1970-72

MOST ATTEMPTS, SEASON

- 39 Gino Cappelletti, 1964
- 38 Gino Cappelletti, 1963

MOST ATTEMPTS, GAME

- 7 Gino Cappelletti, vs. S.D., Sept. 20, 1964
- Gino Cappelletti, vs. Buff., Sept. 24, 1967
- Gino Cappelletti, vs. Cin., Nov. 16, 1969
- 6 Gino Cappelletti, vs. N.Y. Jets, Sept. 27, 1964
- Gino Cappelletti, vs. Den., Oct. 4, 1964
- Gino Cappelletti, vs. Hou., Dec. 18, 1965

MOST SEASONS LEADING LEAGUE (MADE)

- 3 Gino Cappelletti, 1961, 63-64

MOST MADE, LIFETIME

- 176 Gino Cappelletti, 1960-70
- 20 Charlie Gogolak, 1970-72

MOST MADE, SEASON

- 25 Gino Cappelletti, 1964
- 22 Gino Cappelletti, 1963

MOST MADE, GAME

- 6 Gino Cappelletti, vs. Den., Oct. 4, 1964
- 4 done 7 times by Gino Cappelletti.
- Last: vs. Hou., Dec. 18, 1965

MOST MADE, GAME (NO MISSES)

- 6 Gino Cappelletti, vs. Den., Oct. 4, 1964

MOST CONSECUTIVE GAMES MADE

- 11 Gino Cappelletti, 1963-64

LONGEST FIELD GOAL

- 53 Gino Cappelletti, vs. N.Y. Jets, Nov. 28, 1965
- 51 Gino Cappelletti, vs. Den., Nov. 20, 1964
- Charlie Gogolak, vs. Miami, Oct. 17, 1971

MISCELLANEOUS SCORING**FIELD GOAL RETURN FOR TD**

- 91 Ron Burton, vs. Den., Nov. 11, 1962 (TD)

BLOCKED FIELD GOAL RETURN

- 45 Larry Carwell, vs. Cinci., Sept. 17, 1971 (TD)

BLOCKED PUNT FOR TD

- 0 Leroy Moore vs. Oakland, Nov. 17, 1961
- 20 Don Webb vs. San Diego, Dec. 17, 1961
- 9 J. D. Garrett at. Miami, Dec. 17, 1967
- 10 Roland Moss vs. Buffalo, Nov. 14, 1971

RUSHING**ATTEMPTS****MOST SEASONS LEADING LEAGUE, ATTEMPTS**

- 3 Jim Nance, 1966-67, 69

MOST ATTEMPTS, LIFETIME

- 1323 Jim Nance, 1965-71
- 759 Larry Garron, 1960-68

MOST ATTEMPTS, SEASON

- 299 Jim Nance, 1966
- 269 Jim Nance, 1967

MOST ATTEMPTS, GAME

- 38 Jim Nance, vs. Oak. 30, 1966 (208 yards)
- 34 Jim Nance, vs. Buff., Sept. 24, 1967 (185 yards)

RUSHING YARDAGE**MOST SEASONS LEADING LEAGUE, YARDAGE**

- 2 Jim Nance, 1966-67

MOST YARDS GAINED, LIFETIME

5323 Jim Nance, 1965-71
 2981 Larry Garron, 1960-68

MOST YARDS GAINED, SEASON

1458 Jim Nance, 1966
 1216 Jim Nance, 1967

MOST YARDS GAINED (GAME)

208 Jim Nance, vs. Oak., Oct. 30, 1966 (38 att)
 185 Jim Nance, vs. Buff., Sept. 24, 1967 (34 att)

LONGEST

85 Larry Garron, vs. Buff., Oct. 22, 1961 (td)
 80 Carl Garrett, vs. Miami, Nov. 9, 1969 (td)

AVERAGE GAIN RUSHING**HIGHEST AVG. GAIN, LIFETIME (450 ATTS)**

4.02 Jim Nance, 1965-71 (1,323-5,323)
 3.93 Larry Garron, 1960-68 (759-2,981)

HIGHEST AVG. GAIN, SEASON (100 ATTS)

5.04 Carl Garrett, 1969 (137-691)
 4.88 Jim Nance, 1966 (299-1,458)

HIGHEST AVG. GAIN, GAME (10 ATTS)

11.60 Larry Garron, vs. Buff., Oct. 22, 1961 (10-116)
 10.77 Larry Garron, vs. Oak., Oct. 26, 1962 (13-140)

RUSHING TOUCHDOWNS**MOST SEASONS LEADING LEAGUE**

1 Jim Nance, 1966

MOST TOUCHDOWNS, LIFETIME

45 Jim Nance, 1965-71
 15 Vito (Babe) Parilli, 1961-67
 15 Carl Garrett, 1969-72

MOST TOUCHDOWNS, SEASON

11 Jim Nance, 1966
 7 Jim Nance, 1967
 Jim Nance, 1970

MOST TOUCHDOWNS, GAME

2 by many players.
 Last: Carl Garrett vs. Denver, Dec. 17, 1972

PASSING**ATTEMPTS****MOST ATTEMPTS, LIFETIME**

2413 Vito (Babe) Parilli, 1961-67
 683 Jim Plunkett, 1971-72

MOST ATTEMPTS, SEASON

473 Vito (Babe) Parilli, 1964
 426 Vito (Babe) Parilli, 1965

MOST ATTEMPTS, GAME

50 Vito (Babe) Parilli, vs. N.Y. Jets, Nov. 14, 1965
 48 Tom Sherman, vs. K.C., Nov. 17, 1968

COMPLETIONS**MOST COMPLETIONS, LIFETIME**

1140 Vito (Babe) Parilli, 1961-67
 327 Jim Plunkett, 1971-72

MOST COMPLETIONS, SEASON

228 Vito (Babe) Parilli, 1964
 187 Ed (Butch) Songin, 1960

MOST COMPLETIONS, GAME

25 Ed (Butch) Songin, vs. Dall. Texans, Nov. 18, 1960
 Vito (Babe) Parilli, vs. K.C., Nov. 17, 1963
 Vito (Babe) Parilli, vs. Oak., Oct. 16, 1964
 22 Vito (Babe) Parilli, vs. N.Y. Jets, Nov. 14, 1965

PASSING EFFICIENCY (Pct.)**MOST SEASONS LEADING LEAGUE**

1 Vito (Babe) Parilli, 1961

HIGHEST EFFICIENCY, LIFETIME (500 ATTEMPTS)

.4787 Jim Plunkett, 1971-72
 .4724 Vito (Babe) Parilli, 1961-67
 .4718 Ed (Butch) Songin, 1960-61

HIGHEST EFFICIENCY, SEASON (QUALIFIERS)

.553 Vito (Babe) Parilli, 1962
 .525 Vito (Babe) Parilli, 1961

HIGHEST EFFICIENCY, GAME (20 ATTEMPTS)

- .800 Vito (Babe) Parilli, vs. Miami, Oct. 15, 1967 (20-16)
- .714 Ed (Butch) Songin, vs. Dall. Texans, Nov. 18, 1960 (35-25)

PASSING YARDAGE**MOST SEASONS LEADING LEAGUE**

- 1 Vito (Babe) Parilli, 1964

MOST YARDS, LIFETIME

- 16,747 Vito (Babe) Parilli, 1961-67
- 4,354 Jim Plunkett, 1971-72

MOST YARDS, SEASON

- 3,465 Vito (Babe) Parilli, 1964
- 2,721 Vito (Babe) Parilli, 1966

MOST YARDS, GAME

- 422 Vito (Babe) Parilli, vs. Oak., Oct. 16, 1964
- 379 Vito (Babe) Parilli, vs. N.Y. Jets, Dec. 17, 1966

LONGEST COMPLETION

- 88 Jim Plunkett, vs. Balt., Dec. 19, 1971 (to Randy Vataha)
- 87 Tom Sherman, vs. N.Y. Jets, Oct. 27, 1968 (to Jim Whalen)

TOUCHDOWNS (Passing)**MOST SEASONS LEADING LEAGUE**

- 1 Vito (Babe) Parilli, 1964

MOST TOUCHDOWNS, LIFETIME

- 132 Vito (Babe) Parilli, 1961-67
- 36 Ed (Butch) Songin, 1960-61

MOST TOUCHDOWNS, SEASON

- 31 Vito (Babe) Parilli, 1964
- 22 Ed (Butch) Songin, 1960

MOST TOUCHDOWNS, GAME

- 5 Vito (Babe) Parilli, vs. Buff., Nov. 15, 1964
- Vito (Babe) Parilli, vs. Miami, Oct. 15, 1967
- 4 Ed (Butch) Songin, vs. Den., Sept. 16, 1961
- Vito (Babe) Parilli, vs. Oak., Oct. 16, 1964
- Jim Plunkett, vs. Buff., Nov. 14, 1971

HAD INTERCEPTED**MOST SEASONS LEADING LEAGUE (FEWEST)**

- 2 Vito (Babe) Parilli, 1961 (tied) -62
- 1 Ed (Butch) Songin, 1961 (tied)

MOST SEASONS LEADING LEAGUE (MOST)

- 1 Vito (Babe) Parilli, 1964 (tied)

FEWEST HAD INTERCEPTED, LIFETIME (500 ATTEMPTS)

- 24 Ed (Butch) Songin, 1960-61
- 36 Myron (Mike) Taliaferro, 1968-71

MOST HAD INTERCEPTED, LIFETIME

- 138 Vito (Babe) Parilli, 1961-67

FEWEST HAD INTERCEPTED, SEASON (QUALIFIERS)

- 8 Vito (Babe) Parilli, 1962 (253 att)
- 9 Vito (Babe) Parilli, 1961 (198 att)
- Ed (Butch) Songin, 1961 (212 att)

MOST HAD INTERCEPTED, SEASON

- 27 Vito (Babe) Parilli, 1964
- 26 Vito (Babe) Parilli, 1965

FEWEST HAD INTERCEPTED, GAME (MOST ATTEMPTS)

- 0 Ed (Butch) Songin, vs. Hou., Dec. 18, 1960 (43 att)
- Myron (Mike) Taliaferro, vs. Balt., Oct. 4, 1970 (38 att)

MOST HAD INTERCEPTED, GAME

- 6 Vito (Babe) Parilli, vs. Den., Sept. 3, 1967
- 5 Vito (Babe) Parilli, vs. N.Y. Jets, Oct. 31, 1964
- Vito (Babe) Parilli, vs. Buff., Sept. 11, 1965
- Myron (Mike) Taliaferro, vs. N.Y. Jets, Oct. 27, 1968

MOST CONSECUTIVE ATTEMPTS, NONE INTERCEPTED

- 128 Ed (Butch) Songin, 1960-61
- 105 Ed (Butch) Songin, 1960

LOWEST PERCENTAGE OF INTERCEPTIONS, SEASON

- 3.2 Vito (Babe) Parilli, 1962 (8-253)
- 3.8 Ed (Butch) Songin, 1960 (15-392)

PASS RECEPTIONS**MOST RECEPTIONS, LIFETIME**

- 292 Gino Cappelletti, 1960-70
- 283 Jim Colclough, 1960-68

MOST RECEPTIONS, SEASON

- 51 Art Graham, 1966
- Randy Vataha, 1971
- 49 Jim Colclough, 1960
- Gino Cappelletti, 1964

MOST RECEPTIONS, GAME

- 11 Art Graham, vs. K.C., Nov. 20, 1966 (134 yards)
- 10 Tony Romeo, vs. K.C., Nov. 17, 1963 (149 yards)

MOST CONSECUTIVE GAMES, RECEPTIONS

- 42 Jim Colclough, 1960-63
- 27 Gino Cappelletti, 1961-63

RECEPTION YARDAGE**MOST YARDS, LIFETIME**

- 5,001 Jim Colclough, 1960-68
- 4,589 Gino Cappelletti, 1960-70

MOST YARDS, SEASON

- 872 Randy Vataha, 1971
- 868 Jim Colclough, 1962

MOST YARDS, GAME

- 167 Art Graham, vs. Hou., Nov. 6, 1964 (8)
- 158 Ron Sellers, vs. Hou., Dec. 14, 1969 (3)

LONGEST RECEPTION

- 88 Randy Vataha, vs. Balt., Dec. 19, 1971 (from Jim Plunkett)
- 87 Jim Whalen, vs. N.Y. Jets, Oct. 27, 1968 (from Tom Sherman)

AVERAGE GAIN**HIGHEST AVG. GAIN, LIFETIME (175 MIN.)**

- 17.7 Jim Colclough, 1960-68 (283-5,001)
- 15.7 Gino Cappelletti, 1960-70 (292-4,589)

HIGHEST AVG. GAIN, SEASON (35 MIN.)

- 21.7 Jim Colclough, 1962 (40-868)
- 18.4 Gino Cappelletti, 1965 (37-680)

HIGHEST AVG. GAIN, GAME (4 MIN.)

- 35.5 Jim Colclough, vs. N.Y. Jets, Oct. 6, 1962 (4-142)
- 35.0 Aaron Marsh, vs. N.Y. Jets, Sept. 22, 1968 (4-140)

TOUCHDOWNS RECEIVING**MOST TOUCHDOWNS, LIFETIME**

- 42 Gino Cappelletti, 1960-70
- 39 Jim Colclough, 1960-68

MOST TOUCHDOWNS, SEASON

- 10 Jim Colclough, 1962
- 9 Jim Colclough, 1960-61
- Gino Cappelletti, 1965
- Randy Vataha, 1971

MOST TOUCHDOWNS, GAME

- 3 Billy Lott, vs. Buff., Oct. 22, 1961
- Gino Cappelletti, vs. Buff., Nov. 15, 1964
- Jim Whalen, vs. Mia., Oct. 15, 1967

INTERCEPTIONS BY**MOST INTERCEPTIONS, LIFETIME**

- 27 Ron Hall, 1961-67
- 24 Nick Buoniconti, 1962-68

MOST INTERCEPTIONS, SEASON

- 11 Ron Hall, 1964
- 8 Bob Suci, 1963

MOST INTERCEPTIONS, GAME

- 3 Gino Cappelletti, vs. Oak., Oct. 16, 1960
- Ross O'Hanley, vs. Hou., Nov. 18, 1962
- Ron Hall, vs. S.D., Sept. 20, 1964
- Nick Buoniconti, vs. Buff., Oct. 20, 1968

MOST CONSECUTIVE GAMES

- 3 Fred Bruney, 1962
- Don Webb, 1964
- Ron Hall, 1966
- Tom Hennessey, 1966
- Leroy Mitchell, 1968
- Honor Jackson, 1972

INTERCEPTION YARDAGE**MOST YEARS LEADING LEAGUE**

- 1 Bob Suci, 1963

MOST YARDS, LIFETIME

- 476 Ron Hall, 1961-67
- 366 Don Webb, 1961-62, 64-71

MOST YARDS, SEASON

- 277 Bob Suci, 1963
- 159 Ron Hall, 1966.

MOST YARDS, GAME

- 110 Bob Suci, vs. Hou., Nov. 1, 1963 (2)
87 Ron Hall, vs. Den., Sept. 18, 1966 (1)

LONGEST RETURN

- 98 Bob Suci, vs. Hou., Nov. 1, 1963 (TD)
87 Ron Hall, vs. Den., Sept. 18, 1966

INTERCEPTION TOUCHDOWNS**MOST TOUCHDOWNS, LIFETIME**

- 2 John Charles, 1967-69
Bob Suci, 1963
Don Webb, 1961-62, 64-71

MOST TOUCHDOWNS, SEASON

- 2 Don Webb, 1961
Bob Suci, 1963

MOST TOUCHDOWNS, GAME

- 1 by many players.
Last: John Outlaw, vs. Balt., Dec. 19, 1971

PUNTING**PUNTS****MOST PUNTS, LIFETIME**

- 377 Tom Yewcic, 1961-67
243 Tom Janik, 1969-71

MOST PUNTS, SEASON

- 87 Tom Janik, 1971
86 Tom Janik, 1970

MOST PUNTS, GAME

- 11 Jim Fraser, vs. N.Y. Jets, Oct. 2, 1966
10 Tom Greene, vs. Hou., Dec. 18, 1960
Tom Yewcic, vs. Buff., Dec. 1, 1963
Tom Yewcic, vs. Buff., Nov. 15, 1964
Bob Scarpitto, vs. Oak., Oct. 6, 1968

PUNTING YARDAGE**MOST YARDS, LIFETIME**

- 14,553 Tom Yewcic, 1961-67
9,516 Tom Janik, 1969-71

MOST YARDS, SEASON

- 3,364 Tom Janik, 1970
3,249 Tom Janik, 1971

MOST YARDS, GAME

- 436 Bob Scarpitto, vs. Oak., Oct. 6, 1968 (10)
417 Tom Yewcic, vs. Buff., Nov. 15, 1964 (10)

LONGEST PUNT

- 87 Bob Scarpitto, vs. Den., Sept. 29, 1968
68 Jim Fraser, vs. Den., Sept. 18, 1966

AVERAGE YARDAGE**HIGHEST AVERAGE, LIFETIME (100 PUNTS)**

- 40.0 Terry Swanson, 1967-68 (127)
39.2 Tom Janik, 1969-71 (243)

HIGHEST AVERAGE, SEASON (QUALIFIERS)

- 41.5 Tom Janik, 1969
40.7 Tom Yewcic, 1965

HIGHEST AVERAGE, GAME (4 PUNTS)

- 50.8 Terry Swanson, vs. Cin., Dec. 1, 1968 (4)
48.8 Tom Yewcic, vs. Den., Sept. 29, 1963 (4)

PUNT RETURNS**MOST SEASONS LEADING LEAGUE (RETURNS)**

- 1 Fred Bruney, 1961
Ron Burton, 1962

MOST PUNT RETURNS, LIFETIME

- 56 Ron Burton, 1960-65
43 Carl Garrett, 1969-72

MOST PUNT RETURNS, SEASON

- 25 Bob Suci, 1963
23 Fred Bruney, 1961

MOST PUNT RETURNS, GAME

- 6 Fred Bruney, vs. Buff., Sept. 23, 1961
Ron Burton, vs. Oak., Sept. 13, 1964
5 Ron Burton, vs. S.D., Dec. 17, 1961
Billy Johnson, vs. K.C., Nov. 17, 1968

PUNT RETURN YARDAGE

MOST YARDS, LIFETIME

487 Carl Garrett, 1969-72
389 Ron Burton, 1960-65

MOST YARDS, SEASON

233 Bob Suci, 1963
168 Carl Garrett, 1970

MOST YARDS, GAME

126 Billy Johnson, vs. Hou., Nov. 5, 1967
62 Ron Burton, vs. Hou., Nov. 12, 1961
Carl Garrett, vs. N.Y. Jets, Sept. 27, 1970

LONGEST PUNT RETURN

62 Ron Burton, vs. Hou., Nov. 12, 1961
Carl Garrett, vs. N.Y. Jets, Sept. 27, 1970
52 Billy Johnson, vs. Hou., Nov. 5, 1967

AVERAGE YARDAGE

HIGHEST AVERAGE RETURN, LIFETIME (20 RETURNS)

11.3 Carl Garrett, 1969-72 (43-487)
9.3 Bob Suci, 1963 (25-233)

HIGHEST AVERAGE RETURN, SEASON (QUALIFIERS)

9.9 Carl Garrett, 1970
9.3 Bob Suci, 1963

HIGHEST AVERAGE RETURN, GAME (3 RETURNS)

15.3 Bob Suci, vs. Den., Oct. 18, 1963 (3)
12.7 Willie Porter, vs. Miami, Nov. 24, 1968 (3)

TOUCHDOWNS ON PUNT RETURNS

None

KICKOFF RETURNS

MOST KICKOFF RETURNS, LIFETIME

92 Carl Garrett, 1969-72
89 Larry Garron, 1960-68

MOST KICKOFF RETURNS, SEASON

36 Willie Porter, 1968
32 J.D. Garrett, 1964

MOST KICKOFF RETURNS, GAME

8 Willie Porter, vs. N.Y. Jets, Sept. 22, 1968
6 by many players.
Last: Carl Garrett, vs. Dall. Cowboys, Oct. 24, 1971

KO RETURN YARDAGE

MOST YARDS, LIFETIME

2,299 Larry Garron, 1960-68
2,251 Carl Garrett, 1969-1972

MOST YARDS, SEASON

812 Willie Porter, 1968
792 Carl Garrett, 1969

MOST YARDS, GAME

175 Carl Garrett, vs. Buff., Oct. 11, 1969
173 Larry Garron, vs. Buff., Nov. 3, 1962
Willie Porter, vs. N.Y. Jets, Sept. 22, 1968

LONGEST KICKOFF RETURN

95 Larry Garron, vs. Buff., Nov. 3, 1962 (TD)
91 Ron Burton, vs. Dall. Texans, Nov. 3, 1961 (TD)

AVERAGE YARDAGE

HIGHEST AVERAGE RETURN, LIFETIME (20 RETURNS)

25.8 Larry Garron, 1960-68, (89-2,299)
25.7 Dick Christy, 1960 (24-617)

HIGHEST AVERAGE RETURN, SEASON (QUALIFIERS)

28.6 Larry Garron, 1962
28.3 Carl Garrett, 1969

HIGHEST AVERAGE RETURN, GAME (3 RETURNS)

49.3 Ron Burton, vs. Dall. Texans, Nov. 3, 1961 (3)
44.3 Larry Garron, vs. Hou., Oct. 13, 1961 (3)

TOUCHDOWNS (Kickoff Returns)

MOST TOUCHDOWNS, LIFETIME

2 Larry Garron, 1960-68
1 Ron Burton, 1960-65

MOST TOUCHDOWNS, SEASON

1 Ron Burton, 1961
Larry Garron, 1961
Larry Garron, 1962

MOST TOUCHDOWNS, GAME

- 1 Larry Garron, vs. Hou., Oct. 13, 1961 (89 yards)
- Ron Burton, vs. Dall. Texans, Nov. 3, 1961 (91 yards)
- Larry Garron, vs. Buff., Nov. 3, 1962 (95 yards)

FUMBLES

MOST FUMBLES, LIFETIME

- 42 Vito (Babe) Parilli, 1961-67
- 37 Larry Garron, 1960-68

MOST FUMBLES, SEASON

- 10 Jim Nance, 1967
- 9 Dick Christy, 1960
- Larry Garron, 1964

MOST FUMBLES, GAME

- 4 Vito (Babe) Parilli, vs. Den., Nov. 6, 1966
- 3 Tom Yewcic, vs. Oak., Dec. 16, 1962
- Tom Yewcic, vs. N.Y. Jets, Oct. 5, 1963

OWN RECOVERIES

MOST RECOVERED, LIFETIME

- 19 Vito (Babe) Parilli, 1961-67
- 12 Larry Garron, 1960-68

MOST RECOVERED, SEASON

- 6 Vito (Babe) Parilli, 1963
- 5 Vito (Babe) Parilli, 1964

MOST RECOVERED, GAME

- 2 Larry Garron, vs. Den., Sept. 21, 1962
- Vito (Babe) Parilli, vs. S.D., Sept. 14, 1963
- Vito (Babe) Parilli, vs. K.C., Oct. 23, 1964

OPPONENTS' RECOVERIES

MOST RECOVERED, LIFETIME

- 15 Jim Hunt, 1960-70
- 13 Bob Dee, 1960-67

MOST RECOVERED, SEASON

- 5 Bob Dee, 1961
- 4 Jack Rudolph, 1960
- Larry Eisenhauer, 1964

MOST RECOVERED, GAME

- 2 Jack Rudolph, vs. L.A. Chargers, Oct. 8, 1960
- Hal Smith, vs. Den., Oct. 23, 1960
- Bob Dee, vs. Buff., Oct. 22, 1961
- Ross O'Hanley, vs. Den., Sept. 21, 1962
- Larry Eisenhauer, vs. K.C., Oct. 23, 1964
- Ed Philpott, vs. Oak., Oct. 22, 1967
- Ray Jacobs, vs. N.Y. Jets, Oct. 26, 1969
- Clarence Scott, vs. Minn., Dec. 13, 1970
- Rickie Harris vs. Buffalo, Nov. 19, 1972

FUMBLE RETURN YARDAGE

MOST YARDS, LIFETIME

- 82 Don Webb, 1961-62, 64-71
- 67 Jim Hunt, 1960-70

MOST YARDS, SEASON

- 52 Chuck Shonta, 1960
- 51 Jim Hunt, 1968

MOST YARDS, GAME

- 52 Chuck Shonta, vs. N.Y. Titans, Sept. 17, 1960 (1-opp)
- 51 Jim Hunt, vs. Hou., Dec. 15, 1968 (1-opp)

LONGEST RETURN

- 52 Chuck Shonta, vs. N.Y. Titans, Sept. 17, 1960 (TD)
- 51 Jim Hunt, vs. Hou., Dec. 15, 1968

TOUCHDOWNS (On Fumbles)

OWN FUMBLES RECOVERED FOR TD

- Vito (Babe) Parilli, vs. Dall. Texans, Nov. 3, 1961
(0 yards)

OPPONENTS' FUMBLES RECOVERED FOR TD

- Chuck Shonta, vs. N.Y. Titans, Sept. 17, 1960 (52 yards)
- Tom Stephens, vs. S.D., Oct. 7, 1961 (10 yards)
- Don Webb, vs. Dall. Texans, Oct. 29, 1961 (49 yards)
- Nick Buoniconti, vs. Hou., Dec. 8, 1963 (7 yards)
- Jim Hunt vs. Denver, Nov. 6, 1966 (5 yds.)
- Ed Philpott, vs. N.Y. Jets, Sept. 22, 1968 (10 yards)
- Daryl Johnson, vs. Hou., Nov. 2, 1969 (32 yards)

PATRIOTS ALL-TIME TEAM RECORDS

OFFENSE

SCORING

MOST POINTS, SEASON

413 1961

365 1964

FEWEST POINTS, SEASON

149 1970

229 1968

MOST POINTS, GAME

52 Buffalo, Oct. 22, 1961

46 Houston, Dec. 8, 1963

FEWEST POINTS, GAME

0 10 times

Last: Baltimore, Nov. 26, 1972

MOST POINTS, EACH QUARTER

1st: 19 Cincinnati, Nov. 16, 1969

2nd: 24 Cincinnati, Dec. 1, 1968

3rd: 22 Dallas, Nov. 18, 1960

4th: 22 Oakland, Oct. 16, 1964

MOST CONSECUTIVE GAMES, SCORING

42 1963 (Sept. 8) through 1965

MOST TOUCHDOWNS, SEASON

52 1961

41 1962, 1964

FEWEST TOUCHDOWNS, SEASON

18 1970

26 1968

MOST TOUCHDOWNS, GAME

7 Buffalo, Oct. 22, 1961

6 Many times.

MOST POINTS AFTER TOUCHDOWN, SEASON

48 1961

38 1962

FEWEST POINTS AFTER TOUCHDOWN, SEASON

17 1970

26 1968

MOST POINTS AFTER TOUCHDOWN, GAME

7 Buffalo, Oct. 22, 1961

6 Many times.

MOST FIELD GOALS ATTEMPTED, SEASON

39 1964

38 1963

FEWEST FIELD GOALS ATTEMPTED, SEASON

16 1972

21 1971

MOST FIELD GOALS ATTEMPTED, GAME

7 San Diego, Sept. 20, 1964

Buffalo, Sept. 24, 1967

Cincinnati, Nov. 16, 1969

6 New York Jets, Sept. 27, 1964

Denver, Oct. 4, 1964

Houston, Dec. 18, 1965

MOST FIELD GOALS MADE, SEASON

25 1964

22 1963

FEWEST FIELD GOALS MADE, SEASON

8 1960, 1970, 1972

12 1971

MOST FIELD GOALS MADE, GAME

6 Denver, Oct. 4, 1964

4 Many times.

FIRST DOWNS

MOST FIRST DOWNS, SEASON

243 1966

238 1961

FEWEST FIRST DOWNS, SEASON

166 1969

181 1968

MOST FIRST DOWNS, GAME

31 Houston, Dec. 11, 1966

29 Oakland, Dec. 9, 1961

MOST FIRST DOWNS, RUSHING, SEASON

100 1962, 1966

93 1961

FEWEST FIRST DOWNS, RUSHING, SEASON

55 1965
63 1970

MOST FIRST DOWNS, RUSHING, GAME

17 Oakland, Dec. 9, 1961
14 Denver, Nov. 11, 1962

MOST FIRST DOWNS, PASSING, SEASON

144 1964
130 1965

FEWEST FIRST DOWNS, PASSING, SEASON

87 1969
94 1968, 1971

MOST FIRST DOWNS, PASSING, GAME

20 Oakland, Oct. 16, 1964
16 Kansas City, Nov. 17, 1963

MOST FIRST DOWNS, PENALTY, SEASON

29 1965
25 1961

FEWEST FIRST DOWNS, PENALTY, SEASON

11 1971
15 1969

MOST FIRST DOWNS, PENALTY, GAME

7 Houston, Sept. 19, 1965
5 Miami, Dec. 17, 1967

NET YARDS GAINED

(Rushing and Passing)

MOST NET YARDS GAINED, SEASON

4,736 1962
4,536 1966

FEWEST NET YARDS GAINED, SEASON

2,626 1970
3,127 1968

MOST NET YARDS GAINED, GAME

470 Miami, Dec. 17, 1967
457 Houston, Dec. 11, 1966

RUSHING**MOST ATTEMPTS, SEASON**

471 1966
432 1962, 1963

FEWEST ATTEMPTS, SEASON

334 1970
363 1960

MOST ATTEMPTS, GAME

55 Oakland, Oct. 30, 1966
49 Houston, Nov. 5, 1967

MOST YARDS, SEASON

1,970 1962
1,963 1966

FEWEST YARDS, SEASON

1,040 1970
1,117 1965

MOST YARDS, GAME

281 Oakland, Oct. 30, 1966
253 Oakland, Oct. 26, 1962

MOST TOUCHDOWNS, SEASON

17 1966
16 1963

FEWEST TOUCHDOWNS, SEASON

7 1971
8 1965, 1968

MOST TOUCHDOWNS, GAME

4 New York Jets, Sept. 8, 1963
3 Many times.

PASSING**MOST ATTEMPTS, SEASON**

476 1964
475 1960

FEWEST ATTEMPTS, SEASON

330 1971
338 1969

MOST ATTEMPTS, GAME

50 Houston, Sept. 19, 1965
New York Jets, Nov. 14, 1965

MOST COMPLETIONS, SEASON

229 1964
223 1960

FEWEST COMPLETIONS, SEASON

159 1971

160 1968

MOST COMPLETIONS, GAME

27 Dallas, Nov. 18, 1960

26 Kansas City, Nov. 17, 1963

MOST NET YARDS GAINED, SEASON

3,166 1964

2,766 1962

FEWEST NET YARDS GAINED, SEASON

1,586 1970

1,765 1968

MOST NET YARDS GAINED, GAME

405 Oakland, Oct. 16, 1964

366 Kansas City, Nov. 17, 1963

MOST TOUCHDOWNS, SEASON

31 1964

29 1961

FEWEST TOUCHDOWNS, SEASON

7 1970

16 1968

MOST TOUCHDOWNS, GAME

5 Many times.

Last: Buffalo, Nov. 15, 1964

4 Many times.

MOST HAD INTERCEPTED, SEASON

33 1968

32 1967

FEWEST HAD INTERCEPTED, SEASON

13 1962

16 1971

MOST HAD INTERCEPTED, GAME

6 Denver, Sept. 3, 1967

Buffalo, Dec. 9, 1967

Kansas City, Oct. 11, 1970

5 Many times.

PUNTING**MOST PUNTS, SEASON**

96 1968

87 1971

FEWEST PUNTS, SEASON

64 1961

65 1967

MOST PUNTS, GAME

11 New York Jets, Oct. 2, 1966

10 Houston, Dec. 18, 1960

Buffalo, Dec. 1, 1963; Nov. 15, 1964

Oakland, Oct. 6, 1968

MOST YARDS, SEASON

3,831 1968

3,364 1970

FEWEST YARDS, SEASON

2,406 1961

2,632 1967

MOST YARDS, GAME

436 Oakland, Oct. 6, 1968

417 Buffalo, Nov. 15, 1964

HIGHEST AVG., SEASON

41.5 1969

40.5 1967

LOWEST AVG., SEASON

35.8 1960

36.5 1966

HIGHEST AVG., GAME

50.8 Cincinnati, Dec. 1, 1968

48.8 Denver, Sept. 29, 1963

PUNT RETURNS**MOST RETURNS, SEASON**

43 1967

40 1963

FEWEST RETURNS, SEASON

16 1972

23 1969

MOST RETURNS, GAME

7 Houston, Nov. 5, 1967

6 San Diego, Dec. 17, 1961

Oakland, Sept. 22, 1963

Denver, Oct. 18, 1963

Oakland, Sept. 13, 1964

Kansas City, Nov. 17, 1968

New York Jets, Oct. 10, 1971

MOST YARDS, SEASON

412 1967

373 1963

FEWEST YARDS, SEASON

37 1972

138 1962

MOST YARDS, GAME

137 Houston, Nov. 5, 1967

75 San Diego, Dec. 17, 1961

Denver, Oct. 18, 1963

HIGHEST AVG., SEASON

9.6 1967

9.5 1970

LOWEST AVG., SEASON

2.3 1972

5.3 1962, 1968

MOST TOUCHDOWNS, SEASON

None

MOST TOUCHDOWNS, GAME

None

KICKOFF RETURNS**MOST RETURNS, SEASON**

73 1967

71 1968

FEWEST RETURNS, SEASON

49 1961

50 1963

MOST RETURNS, GAME

10 Buffalo, Dec. 9, 1967

9 Oakland, Oct. 16, 1964

New York Jets, Sept. 22, 1968

Dallas, Oct. 24, 1971

MOST YARDS, SEASON

1,442 1968

1,436 1967

FEWEST YARDS, SEASON

1,095 1963

1,136 1961

MOST YARDS, GAME

245 Dallas, Oct. 24, 1971

226 Houston, Dec. 18, 1960

HIGHEST AVG., SEASON

23.7 1960

23.5 1972

LOWEST AVG., SEASON

19.7 1967

19.8 1965

MOST TOUCHDOWNS, SEASON

2 1961

1 1962

MOST TOUCHDOWNS, GAME

1 Houston, Oct. 13, 1961

Dallas, Nov. 3, 1961

Buffalo, Nov. 3, 1962

PENALTIES**MOST PENALTIES, SEASON**

88 1970

77 1969

FEWEST PENALTIES, SEASON

52 1962

53 1964

MOST PENALTIES, GAME

11 Oakland, Oct. 6, 1968

10 New York Jets, Oct. 27, 1968

MOST YARDS, SEASON

849 1970

837 1969

FEWEST YARDS, SEASON

456 1962

467 1964

MOST YARDS, GAME

114 New York Titans, Sept. 17, 1960

111 New York Jets, Oct. 27, 1968

FUMBLES**MOST FUMBLES, SEASON**

37 1962, 1967

36 1960

FEWEST FUMBLES, SEASON

15 1969

18 1970

MOST FUMBLES, GAME

- 6 Oakland, Oct. 16, 1960
- Dallas, Oct. 12, 1962
- Denver, Nov. 6, 1966
- Kansas City, Nov. 12, 1967
- Miami, Dec. 17, 1967
- 5 Denver, Sept. 16, 1961
- Oakland, Oct. 26, 1962
- Kansas City, Nov. 17, 1963
- Oakland, Oct. 22, 1967
- New York Jets, Oct. 10, 1971

MOST TOTAL RECOVERED, SEASON

- 35 1961
- 34 1960

FEWEST TOTAL RECOVERED, SEASON

- 19 1969
- 21 1965

MOST TOTAL RECOVERED, GAME

- 7 Kansas City, Oct. 23, 1964 (4-3)
- 6 Los Angeles, Oct. 8, 1960 (3-3)
- Denver, Sept. 21, 1962 (3-3)
- Denver, Nov. 6, 1966 (1-5)

MOST OWN RECOVERED, SEASON

- 17 1962, 1963
- 15 1961, 1967, 1972

FEWEST OWN RECOVERED, SEASON

- 5 1969, 1970
- 8 1968, 1971

MOST OWN RECOVERED, GAME

- 4 Oakland, Dec. 16, 1962
- Kansas City, Oct. 23, 1964
- 3 Many times.

MOST OPPONENTS' RECOVERED, SEASON

- 20 1960, 1961
- 17 1967, 1968, 1970

FEWEST OPPONENTS' RECOVERED, SEASON

- 9 1965
- 10 1962

MOST OPPONENTS' RECOVERED, GAME

- 5 Denver, Nov. 6, 1966
- 4 Denver, Oct. 23, 1960
- Denver, Sept. 16, 1961
- Miami, Oct. 15, 1967
- Minnesota, Dec. 13, 1970

DEFENSE

POINTS ALLOWED

FEWEST POINTS ALLOWED, SEASON

- 257 1963
- 283 1966

MOST POINTS ALLOWED, SEASON

- 446 1972
- 406 1968

FEWEST POINTS ALLOWED, GAME

- 0 Los Angeles, Oct. 8, 1960
- San Diego, Dec. 17, 1961
- Buffalo, Sept. 24, 1967
- Houston, Nov. 2, 1969
- New York Jets, Oct. 10, 1971

MOST POINTS ALLOWED, GAME

- 52 Miami, Nov. 12, 1972
- 48 Oakland, Oct. 22, 1967
- New York Jets, Oct. 27, 1968

MOST POINTS ALLOWED, SHUTOUT GAME

- 52 Miami, Nov. 12, 1972
- 41 San Diego, Dec. 17, 1961
- 35 Los Angeles, Oct. 8, 1960

FIRST DOWNS ALLOWED

FEWEST TOTAL FIRST DOWNS ALLOWED, SEASON

- 219 1967
- 220 1962

MOST TOTAL FIRST DOWNS ALLOWED, SEASON

- 289 1972
- 278 1969

FEWEST TOTAL FIRST DOWNS ALLOWED, GAME

- 7 Houston, Dec. 18, 1965
- 8 Kansas City, Oct. 23, 1964

MOST TOTAL FIRST DOWNS ALLOWED, GAME

- 29 Miami, Nov. 12, 1972
- 28 Oakland, Oct. 6, 1968
- Minnesota, Dec. 13, 1970

FEWEST RUSHING FIRST DOWNS ALLOWED, SEASON

59 1963

61 1967

MOST RUSHING FIRST DOWNS ALLOWED, SEASON

144 1972

142 1969

FEWEST RUSHING FIRST DOWNS ALLOWED, GAME

0 Houston, Nov. 1, 1963

Miami, Oct. 15, 1967

Buffalo, Oct. 20, 1968

MOST RUSHING FIRST DOWNS ALLOWED, GAME

19 New York Jets, Oct. 15, 1972

17 Denver, Sept. 24, 1965

FEWEST PASSING FIRST DOWNS ALLOWED, SEASON

105 1970

111 1971

MOST PASSING FIRST DOWNS ALLOWED, SEASON

165 1964

153 1966

FEWEST PASSING FIRST DOWNS ALLOWED, GAME

2 Miami, Nov. 9, 1969

New York Jets, Oct. 10, 1971

New York Jets, Dec. 12, 1971

MOST PASSING FIRST DOWNS ALLOWED, GAME

17 Houston, Oct. 13, 1961

Minnesota, Dec. 13, 1970

FEWEST PENALTY FIRST DOWNS ALLOWED, SEASON

13 1965

15 1964

MOST PENALTY FIRST DOWNS ALLOWED, SEASON

28 1968

24 1960

FEWEST PENALTY FIRST DOWNS ALLOWED, GAME

0 Many times.

MOST PENALTY FIRST DOWNS ALLOWED, GAME

7 Oakland, Oct. 6, 1968

6 New York Jets, Oct. 27, 1968

NET YARDS ALLOWED***(Rushing and Passing)*****FEWEST NET YARDS ALLOWED, SEASON**

3,848 1963

4,072 1971

MOST NET YARDS ALLOWED, SEASON

5,248 1972

4,810 1969

FEWEST NET YARDS ALLOWED, GAME

115 Houston, Dec. 18, 1965

121 New York Jets, Oct. 10, 1971

MOST NET YARDS ALLOWED, GAME

540 Houston, Oct. 13, 1961

528 New York Jets, Dec. 17, 1966

RUSHING ALLOWED**FEWEST ATTEMPTS ALLOWED, SEASON**

310 1963

350 1961

MOST ATTEMPTS ALLOWED, SEASON

548 1972

528 1969

MOST ATTEMPTS ALLOWED, GAME

54 New York Jets, Oct. 15, 1972

50 Houston, Oct. 13, 1968

FEWEST YARDS ALLOWED, RUSHING, SEASON

1,041 1961

1,107 1963

MOST YARDS ALLOWED, RUSHING, SEASON

2,717 1972

2,359 1969

FEWEST YARDS ALLOWED, RUSHING, GAME

2 San Diego, Dec. 17, 1961

19 Houston, Nov. 1, 1963

MOST YARDS ALLOWED, RUSHING, GAME

333 New York Jets, Oct. 15, 1972

272 Kansas City, Oct. 11, 1970

FEWEST TOUCHDOWNS ALLOWED, RUSHING, SEASON

7 1966

9 1961

MOST TOUCHDOWNS ALLOWED, RUSHING, SEASON

27 1972

22 1968

MOST TOUCHDOWNS ALLOWED, RUSHING, GAME

6 New York Jets, Oct. 27, 1968

4 Oakland, Nov. 4, 1960

Dallas, Sept. 8, 1962

OPPONENTS PASSING ALLOWED**FEWEST ATTEMPTS ALLOWED, PASSING, SEASON**

325 1972

334 1970

MOST ATTEMPTS ALLOWED, PASSING, SEASON

530 1964

509 1966

FEWEST ATTEMPTS ALLOWED, PASSING, GAME

9 New York Jets, Oct. 15, 1972

10 Miami, Nov. 9, 1969

MOST ATTEMPTS ALLOWED, PASSING, GAME

56 Denver, Sept. 21, 1962

New York Jets, Oct. 2, 1966

FEWEST COMPLETIONS ALLOWED, PASSING, SEASON

170 1971

174 1972

MOST COMPLETIONS ALLOWED, PASSING, SEASON

261 1964

247 1966

FEWEST COMPLETIONS ALLOWED, PASSING, GAME

4 Buffalo, Nov. 3, 1962

New York Jets, Oct. 10, 1971

MOST COMPLETIONS ALLOWED, PASSING, GAME

28 New York Jets, Oct. 2, 1966

27 Houston, Oct. 13, 1961

Denver, Sept. 21, 1962

Houston, Nov. 29, 1964

FEWEST NET YARDS ALLOWED, PASSING, SEASON

2,154 1971

2,187 1970

MOST NET YARDS ALLOWED, PASSING, SEASON

3,356 1966

3,217 1964

FEWEST NET YARDS ALLOWED, PASSING, GAME

8 New York Jets, Oct. 10, 1971

42 Denver, Sept. 24, 1965

MOST NET YARDS ALLOWED, PASSING, GAME

448 Houston, Oct. 13, 1961

392 Houston, Sept. 16, 1962

FEWEST TOUCHDOWNS ALLOWED, PASSING, SEASON

16 1971

17 1965

MOST TOUCHDOWNS ALLOWED, PASSING, SEASON

28 1967

27 1961

MOST TOUCHDOWNS ALLOWED, PASSING, GAME

5 Kansas City, Sept. 25, 1966

Oakland, Oct. 22, 1967

INTERCEPTIONS BY PATRIOTS**MOST INTERCEPTIONS BY, SEASON**

31 1964

29 1963

FEWEST INTERCEPTIONS BY, SEASON

8 1970

10 1972

MOST INTERCEPTIONS BY, GAME

6 Houston, Nov. 1, 1963

New York Jets, Sept. 27, 1964

MOST INTERCEPTIONS YARDS, SEASON

645 1963

427 1964

FEWEST YARDS, SEASON

184 1970

220 1968

MOST INTERCEPTION YARDS, GAME

204 Houston, Nov. 1, 1963

132 New York Jets, Sept. 8, 1963

MOST TOUCHDOWNS, BY INTERCEPTIONS, SEASON

3 1962, 1963

2 1961, 1967, 1971

FEWEST TOUCHDOWNS, SEASON

0 1960, 1965, 1966, 1970, 1972


1 1964, 1968, 1969

MOST TOUCHDOWNS, BY INTERCEPTION, GAME

2 Houston, Nov. 1, 1963

MEMORIAL AWARDS

George L. Sargent Memorial Trophy



George L. Sargent was a co-founder of the Patriots and at the time of his untimely death on April 10, 1962, he was serving the team as Treasurer, Vice-President, and member of the Board of Directors.

His name is carried on within the organization by his wife, Mrs. George L. Sargent, and his son, Lee, both of whom are members of the Board of Directors.

The memorial plaque, established by a group of his closest friends, is presented annually to the Patriots most valuable player as selected by his teammates at the close of the season.

Past winners are:

| Year | Player | Position |
|------|-------------------|------------------|
| 1962 | Babe Parilli, | Quarterback |
| 1963 | Larry Garron, | Running Back |
| 1964 | Gino Cappelletti, | Kicker-Receiver |
| 1965 | Nick Buoniconti, | Linebacker |
| 1966 | Jim Nance, | Running Back |
| 1967 | Tommy Addison, | Linebacker |
| 1968 | Houston Antwine, | Defensive Tackle |
| 1969 | Mike Taliaferro, | Quarterback |
| 1970 | Jimmy Hunt, | Defensive Tackle |
| 1971 | Don Webb, | Defensive Back |
| 1973 | Reggie Rucker, | Wide Receiver |

John B. Gillooly Memorial Award




The Board of Directors voted by acclamation to establish the John B. Gillooly Memorial Award in honor of the mild-mannered and witty columnist of the Record American - Sunday Advertiser shortly after his sudden death on May 17, 1968.

The award is presented to the New England journalist — writer, sportscaster or cartoonist — who best exemplifies the high qualities of the late columnist and is determined by a vote of media members throughout the six state area.

Past winners:

| Year | Winner | Affiliation |
|------|-----------------|-----------------------------|
| 1969 | Tim Horgan, | Herald-Traveler columnist. |
| 1970 | Ray Fitzgerald, | Globe columnist. |
| 1971 | Bob Coyne, | Record-American cartoonist. |
| 1972 | Don Gillis, | Channel 5 Sportscaster. |
| 1973 | Guy Mainella, | WBZ Sportscaster. |



SCHAEFER STADIUM...INCREDIBLE!

Incredible! That's the adjective most frequently used by those who view Schaefer Stadium and listen to the fantastic story behind the construction of this gigantic monument to the magnetism of professional football and the loyal fans who did not want to lose it. Only those who lived with the "stadium situation" for more than a decade will ever truly appreciate the merit of that one word testimonial. Incredible!

After years of frustration, rebuff and rejection, and faced with the loss of a pro football team that had been fighting against nearly impossible odds to survive in this region, the "stadium situation" virtually exploded nothingness to reality.

In between these two states is the incredible tale . . . theater magnate and raceway owner E. M. Loew offering free land as a stadium site; interested town leaders, led by Selectman Jerry Rodman, uncovering a 98.3 per cent approval of the project at a Special Town Meeting; the financial genius of Phil David Fine getting the "Trust" together; Patriots president William H. Sullivan, Jr. expending himself to assure success of the stock offering; structural specialist Dan Marr, Jr., another of the Pats owners, working tirelessly with designer Dave Berg, consulting architects Finch/Heery of Atlanta, and the J. F. White Construction Co.

The aforementioned, along with all Patriots owners, directors and 2600 stockholders, the 4000 of the Realty Trust, and the people of Foxboro, did, indeed, write an incredible page in the annals of professional football.

This beautiful edifice is under the management of a five man board of trustees. Heading the group is Managing Trustee Fine who is joined by David W. Donahue, Rexford A. Bristol, Joseph P. Healey and Robert H. Watts.

The Schaefer Stadium story has been "incredible" . . . but, with the Patriots on the move, the best is yet to come!

SCHAEFER STADIUM RECORDS

TEAM RECORDS

- Points Scored: (One team) 41 by New York Jets, 10-15-72.
(Two teams) 71 by Patriots (38) vs. Buffalo (33), 11-14-71.
- Points, one period: (One team) 21 by Patriots vs. Buffalo, 11-14-71.
(Two teams) 34 by Patriots (21) vs. Buffalo (13), 11-14-71.
- Points, one half: (One team) 28 by Patriots vs. Buffalo, 11-14-71.
(Two teams) 48 by Patriots (28) vs. Buffalo (20), 11-14-71.
- Touchdowns: Total, 5 by Patriots vs. Buffalo, 11-14-71.
5 by New York Jets, 10-15-72.
Rushing, 4 by New York Jets, 10-15-72.
Passing, 4 by Patriots vs. Buffalo, 11-14-71.
- First Downs: Total, 29 by Miami, 12-3-72.
Rushing, 19 by New York Jets, 10-15-72.
Passing, 14 by Baltimore, 10-3-71.
- Offense: Total, 501 yards by Miami, 12-3-72.
Plays, 73 by Miami, 12-3-72.
- Rushing: Total (net), 333 yds. by New York Jets, 10-15-72.
Plays, 54 by New York Jets, 10-15-72.
- Passing: Total (net), 260 by Houston, 11-7-71.
Total (gross), 260 by Houston, 11-7-71.
Attempts, 36 by Houston, 11-7-71.
36 by Buffalo, 11-14-71.
Complete, 19 by Baltimore, 10-3-71.
- Punting: Most punts, 10 by New York Jets, 10-10-71.
Most yardage, 378 yds. by N.Y. Jets, 10-10-71.
- Penalties: Total number, 11 by Miami, 12-3-72.
Yards, 115 by Miami, 12-3-72.
- Return yardage: Total, 272 by Miami, 12-5-71.
Punts, 98 by Buffalo, 11-14-71.
Kickoffs, 245 by Miami, 12-5-71.

INDIVIDUAL RECORDS

- Touchdowns: Total, 3 by Emerson Boozer, N.Y. Jets, 10-15-72.
Rushing, 3 by Emerson Boozer, N.Y. Jets, 10-15-72.
Pass Receptions, 2 by Randy Vataha vs. Miami, 12-5-71.
2 by Charlie Taylor, Washington, 10-1-72.
- Points, Total: 18 by Emerson Boozer, N.Y. Jets, 10-15-72.
- Points by Kicking: 15 by John Leypoldt, Buffalo, 11-14-71.
- Rushing: Net yards, 168 by John Riggins, N.Y. Jets, 10-15-72.
Attempts, 32 by John Riggins, N.Y. Jets, 10-15-72.
Longest, 50 by Jim Nance (TD), vs. New York Jets, 10-10-71.
- Passing: Net Yards, 260 by Dan Pastorini, Houston, 11-7-71.
Attempts, 36 by Dan Pastorini, Houston, 11-7-71.
Complete, 18 by Dan Pastorini, Houston, 11-7-71.
18 by Jim Plunkett vs. Baltimore, 11-6-72.
Touchdowns, 4 by Jim Plunkett, vs. Buffalo, 11-14-71.
Longest, 80 Plunkett to Garrett (TD) vs. Buffalo, 11-14-71.
- Pass Receiving: Yards, 141 by Charley Taylor, Washington, 10-1-72.
Number, 8 by Charley Taylor, Washington, 10-1-72.
Longest, 80 by Carl Garrett (TD) from Plunkett vs. Buffalo, 11-14-71.
- Punts: Most, 10 by Steve O'Neal, New York Jets, 10-10-71.
Most Yardage, 378 yds, by Steve O'Neal, N.Y. Jets, 10-10-71.
Longest, 64 by Dave Lee, Baltimore, 10-3-71.
- Punt Returns: Most, 6 by Ike Hill, Buffalo, 11-14-71.
Yards, 98 by Ike Hill, Buffalo, 11-14-71.
Longest, 68 by Ike Hill, Buffalo, 11-14-71.
Touchdowns, 1 by Ike Hill, Buffalo, 11-14-71.
1 by Bernie Parrish, Cincinnati, 9-17-72.
- Kickoff Returns: Most, 4 by three players (Carl Garrett, NE; Clarence Oakland; Charlie Leigh, Miami, all in 1971).
Yards, 101 by Clarence Davis, Oakland, 9-19-71.
Longest, 94 by Mercury Morris, Miami, 12-5-71.
Longest (non-scoring): 73 by Bruce Laird, Baltimore, 11-6-72.
Touchdowns, 1 by Mercury Morris, Miami, 12-5-71.
- Interceptions: Most, 2 by Maurice Tyler, Buffalo, 11-19-72.
2 by Honor Jackson vs. Miami, 12-3-72.

Yards, 53 by Larry Carwell vs. Miami, 12-5-71.
Longest return, 53 by Larry Carwell, vs. Miami, 12-5-71.
Touchdowns, 1 by Mike Lucci, Detroit, 9-26-71.
1 by Larry Carwell, vs. Miami, 12-5-71.

Field Goals: Most, 4 by John Leypoldt, Buffalo, 11-14-71.

Longest, 50 by Jim O'Brien, Baltimore, 10-3-71.

Point After: Most, 5 by Charlie Gogolak, vs. Buffalo, 11-14-71.

5 by Bob Howfield, N.Y. Jets, 10-15-72.

STADIUM FACTS

LOCATION: Route One,

Foxboro, Mass.

GROUND BREAKING: Sept. 23, 1970

FIRST GAME: Aug. 15, 1971

CONSTRUCTION TIME: 326 days

APPROX. COST: \$6.7 million

**FINANCING: Private (Sale of 400,000-plus shares of
stock in Stadium Realty Trust)**

BUILDER: Stadium Realty Trust

DESIGNER: David M. Berg

ARCHITECTURAL CONSULTANT: Finch/Heery

GENERAL CONTRACTOR: J. F. White Co.

ELECTRICAL CONTRACTOR: Fischback & Moore Co.

PLUMBING CONTRACTOR: Limbach Co.

STADIUM AREA: 15 acres

STADIUM LENGTH: 700 feet

STADIUM WIDTH: 700 feet

STEEL USED: 660 tons

CONCRETE USED: 15,000 cubic yards

BOWL EXCAVATION: 250,000 cubic yards

EXCAVATION DEPTH: 35 feet

**SEATING CAPACITY: 60,999 (Boxes 5,604, Sideline-
48,595, End zone 6,800)**

SEAT CONSTRUCTION: Aluminum

NO. OF LEVELS: Three

NO. OF SECTIONS: 91

WIDTH OF SECTION: Avg. 40 feet

REST ROOMS: 12 (640 units)

FOOD LOCATIONS: 20

PARKING SPACES: Cars-16,000; buses-300

PUBLIC ADDRESS SYSTEM: 22 speakers

**LIGHTING: Three towers with 324 mercury lamps
(1500 watts per); 200 candle power per sq.
ft. on field.**

**PLAYING SURFACE: Poly-Turf (75,000 square feet
weighing 600 pounds on asphalt bed and
shock pad)**

**PRESS BOX: Two tiers, 250 feet from sideline (accomo-
dates 150 on each level)**

**ADMINISTRATION BUILDING: Three levels of steel
frame structure housing Patriots offices (7600
sq. ft.), private club (9600 sq. ft.), locker
rooms, etc.**

SCOREBOARD: 15 ft. x 40 ft. (electrical)

MESSAGE BOARD: 15 ft. x 40 ft. (electrical)

NFL PRE-SEASON GAMES

(All times local daylight)

FIRST WEEKEND

| Date | Game | Site | Local Time |
|---------|-------------------------------|--------------------|------------|
| July 27 | Miami vs. College All Stars | Chicago | 8:00 |
| 28 | San Francisco vs. New England | Canton, O. | 4:00 |
| Aug. 3 | Houston vs. New York Jets | Houston | 8:00 |
| 3 | Los Angeles vs. Dallas | Los Angeles | 8:00 |
| 3 | Washington vs. Detroit | Washington | 8:00 |
| 4 | Pittsburgh vs. Baltimore | Pittsburgh | 8:00 |
| 4 | Buffalo vs. Philadelphia | Jacksonville, Fla. | 8:00 |
| 4 | Miami vs. Cincinnati | Miami | 8:00 |
| 4 | Kansas City vs. New Orleans | Kansas City | 8:00 |
| 4 | San Diego vs. New York Giants | San Diego | 8:00 |
| 4 | Green Bay vs. Chicago | Milwaukee | 8:00 |
| 5 | New England vs. Oakland | Foxboro | 8:30 |
| 6 | Cleveland vs. San Francisco | Cleveland | 8:00 |

SECOND WEEKEND

| | | | |
|---------|---------------------------------|-------------|------|
| Aug. 10 | Denver vs. Washington | Washington | 8:00 |
| 11 | Green Bay vs. Buffalo | Green Bay | 8:00 |
| 11 | Cincinnati vs. Philadelphia | Cincinnati | 8:00 |
| 11 | Los Angeles vs. Cleveland | Los Angeles | 7:30 |
| 11 | Atlanta vs. Baltimore | Atlanta | 8:00 |
| 11 | Houston vs. Chicago | Houston | 8:00 |
| 11 | Miami vs. New Orleans | Miami | 8:00 |
| 11 | New York Jets vs. San Francisco | Tampa, Fla. | 8:00 |
| 11 | Oakland vs. Dallas | Oakland | 8:00 |
| 11 | Minnesota vs. Pittsburgh | Minnesota | 8:00 |
| 11 | San Diego vs. St. Louis | San Diego | 8:00 |
| 12 | New England vs. New York Giants | Foxboro | 8:00 |
| 13 | Kansas City vs. Detroit | Kansas City | 8:00 |

THIRD WEEKEND

| | | | |
|---------|-----------------------------------|----------------|------|
| Aug. 16 | Philadelphia vs. Pittsburgh | Philadelphia | 8:00 |
| 17 | Buffalo vs. Washington | Buffalo | 7:30 |
| 18 | Baltimore vs. Detroit | Memphis, Tenn. | 8:00 |
| 18 | Denver vs. St. Louis | Denver | 8:00 |
| 18 | Green Bay vs. Houston | Milwaukee | 8:00 |
| 18 | Kansas City vs. Minnesota | Kansas City | 8:00 |
| 18 | Miami vs. Chicago | Miami | 8:00 |
| 18 | Atlanta vs. New England | Atlanta | 8:00 |
| 18 | Oakland vs. Los Angeles | Berkeley | 1:00 |
| 18 | Dallas vs. New Orleans | Dallas | 8:00 |
| 19 | Cleveland vs. Cincinnati | Columbus, O. | 2:00 |
| 19 | New York Giants vs. New York Jets | New Haven | 2:00 |
| 19 | San Francisco vs. San Diego | San Francisco | 1:00 |

FOURTH WEEKEND

| | | | |
|---------|--------------------------------|------------------|------|
| Aug. 23 | Houston vs. Dallas | Houston | 8:00 |
| 24 | Detroit vs. Cincinnati | Detroit | 8:00 |
| 24 | Miami vs. Los Angeles | Miami | 8:00 |
| 25 | Washington vs. Baltimore | Washington | 8:00 |
| 25 | Atlanta vs. Cleveland | Knoxville, Tenn. | 7:30 |
| 25 | New Orleans vs. New England | New Orleans | 8:00 |
| 25 | Oakland vs. Minnesota | Berkeley | 1:00 |
| 25 | San Diego vs. Philadelphia | San Diego | 8:00 |
| 25 | St. Louis vs. New York Jets | St. Louis | 7:00 |
| 26 | Kansas City vs. Green Bay | Kansas City | 8:00 |
| 26 | Buffalo vs. Chicago | Buffalo | 2:00 |
| 26 | San Francisco vs. Denver | San Francisco | 1:00 |
| 26 | New York Giants vs. Pittsburgh | New York | 1:00 |

FIFTH WEEKEND

| | | | |
|---------|----------------------------------|-------------|------|
| Aug. 31 | Denver vs. Buffalo | Denver | 8:00 |
| 31 | Minnesota vs. Miami | Minnesota | 8:00 |
| 31 | Los Angeles vs. San Diego | Los Angeles | 8:30 |
| Sept. 1 | Houston vs. Baltimore | Houston | 8:00 |
| 1 | Cincinnati vs. Atlanta | Cincinnati | 8:00 |
| 1 | Cleveland vs. Detroit | Cleveland | 8:00 |
| 1 | Dallas vs. Kansas City | Dallas | 8:00 |
| 1 | New Orleans vs. New York Jets | New Orleans | 8:00 |
| 1 | San Francisco vs. Oakland | Oakland | 8:00 |
| 1 | Green Bay vs. Pittsburgh | Green Bay | 8:00 |
| 1 | Chicago vs. St. Louis | Chicago | 8:00 |
| 1 | New York Giants vs. Philadelphia | Princeton | 2:00 |
| 2 | New England vs. Washington | Foxboro | 8:30 |

SIXTH WEEKEND

| | | | |
|---------|--------------------------------|-------------|------|
| Sept. 6 | Dallas vs. Miami | Dallas | 8:00 |
| 6 | Los Angeles vs. San Francisco | Los Angeles | 8:00 |
| 7 | St. Louis vs. Kansas City | St. Louis | 8:00 |
| 7 | Detroit vs. New England | Detroit | 8:00 |
| 8 | Buffalo vs. Oakland | Buffalo | 7:30 |
| 8 | Green Bay vs. Cincinnati | Cincinnati | 8:00 |
| 8 | Cleveland vs. New York Giants | Akron, O. | 8:00 |
| 8 | New York Jets vs. Philadelphia | Tampa, Fla. | 8:00 |
| 8 | Atlanta vs. Pittsburgh | Pittsburgh | 8:00 |
| 8 | San Diego vs. Minnesota | San Diego | 8:00 |
| 8 | New Orleans vs. Houston | New Orleans | 8:00 |
| 9 | Denver vs. Baltimore | Denver | 1:00 |
| 9 | Washington vs. Chicago | Washington | 8:30 |

MONDAY NIGHT GAMES AT A GLANCE

(All times Local, Daylight or Standard)

| | | |
|----------|--|--------|
| Sept. 17 | New York Jets vs. Green Bay at Milwaukee | 8 P.M. |
| Sept. 24 | New Orleans at Dallas | 8 P.M. |
| Oct. 1 | Atlanta at Detroit | 9 P.M. |
| Oct. 8 | Dallas at Washington | 9 P.M. |
| Oct. 15 | Miami at Cleveland | 9 P.M. |
| Oct. 22 | Oakland at Denver | 7 P.M. |
| Oct. 29 | Kansas City at Buffalo | 9 P.M. |
| Nov. 5 | Washington at Pittsburgh | 9 P.M. |
| Nov. 12 | Chicago at Kansas City | 8 P.M. |
| Nov. 19 | Minnesota at Atlanta | 9 P.M. |
| Nov. 26 | Green Bay at San Francisco | 6 P.M. |
| Dec. 3 | Pittsburgh at Miami | 9 P.M. |
| Dec. 10 | New York Giants at Los Angeles | 6 P.M. |

PATRIOTS NETWORK

All 21 Patriots 1973 games (7 pre-season and 14 regular season) will be broadcast over the 14-station Patriots radio network. Broadcasts will originate with WBZ in Boston, the flagship station of the six-state network.

Members of the 1973 team are: Connecticut (WNHC, New Haven); Maine (WDEA, Ellsworth; WLAM, Lewiston; WCME, Brunswick; WAGM, Presque Isle; WRKD, Rockland; WCSH, Portland; WTVL, Waterville; WFAU, Augusta); Massachusetts (WBZ, Boston; WGAW, Gardner; WOCB, West Yarmouth); New Hampshire (WKNE, Keene; WLNH, Laconia; WBBX, Portsmouth); Rhode Island (WHIM, Providence; WERI, Westerly); Vermont (WJOY, Burlington; WSYB, Rutland).

300-PLUS PASSING GAMES

| DATE | PLAYER | OPPONENT | ATT. | COMP. | YARDS |
|----------|--------------|---------------|------|-------|-------|
| 10- 5-63 | Tom Yewcic | New York Jets | 38 | 18 | 304 |
| 10-18-63 | Babe Parilli | Denver | 31 | 21 | 331 |
| 11-17-63 | Babe Parilli | Kansas City | 45 | 25 | 354 |
| 10-16-64 | Babe Parilli | Oakland | 47 | 25 | 405 |
| 11-29-64 | Babe Parilli | Houston | 36 | 20 | 333 |
| 12-17-66 | Babe Parilli | New York Jets | 38 | 21 | 379 |

NFL REGULAR SEASON SCHEDULE

All Times Local, Daylight or Standard

SUNDAY, SEPTEMBER 16 (First Week):

| | |
|----------------------------|------|
| Atlanta at New Orleans | 1:00 |
| Baltimore at Cleveland | 1:00 |
| Buffalo at New England | 1:00 |
| Cincinnati at Denver | 2:00 |
| Dallas at Chicago | 1:00 |
| Detroit at Pittsburgh | 4:00 |
| Houston at New York Giants | 1:00 |
| Los Angeles at Kansas City | 3:00 |
| Oakland at Minnesota | 1:00 |
| St. Louis at Philadelphia | 1:00 |
| San Diego at Washington | 1:00 |
| San Francisco at Miami | 1:00 |

MONDAY, SEPTEMBER 17:

| | |
|--|------|
| New York Jets vs. Green Bay at Milwaukee | 8:00 |
|--|------|

SUNDAY, SEPTEMBER 23 (Second Week):

| | |
|---------------------------------|------|
| Atlanta at Los Angeles | 1:00 |
| Buffalo at San Diego | 1:00 |
| Cleveland at Pittsburgh | 1:00 |
| Detroit at Green Bay | 1:00 |
| Houston at Cincinnati | 1:00 |
| Kansas City at New England | 1:00 |
| Miami at Oakland | 1:00 |
| Minnesota at Chicago | 1:00 |
| New York Jets at Baltimore | 2:00 |
| Philadelphia at New York Giants | 1:00 |
| San Francisco at Denver | 2:00 |
| Washington at St. Louis | 1:00 |

MONDAY, SEPTEMBER 24:

| | |
|-----------------------|------|
| New Orleans at Dallas | 8:00 |
|-----------------------|------|

SUNDAY, SEPTEMBER 30 (Third Week):

| | |
|------------------------------|------|
| Chicago at Denver | 2:00 |
| Cincinnati at San Diego | 1:00 |
| Green Bay at Minnesota | 1:00 |
| Los Angeles at San Francisco | 1:00 |
| New England at Miami | 1:00 |
| New Orleans at Baltimore | 2:00 |
| New York Giants at Cleveland | 1:00 |
| New York Jets at Buffalo | 1:00 |
| Oakland at Kansas City | 3:00 |
| Pittsburgh at Houston | 1:00 |
| St. Louis at Dallas | 1:00 |
| Washington at Philadelphia | 1:00 |

MONDAY, OCTOBER 1:

| | |
|--------------------|------|
| Atlanta at Detroit | 9:00 |
|--------------------|------|

SUNDAY, OCTOBER 7 (Fourth Week):

| | |
|------------------------------|------|
| Baltimore at New England | 1:00 |
| Chicago at New Orleans | 1:00 |
| Cleveland at Cincinnati | 1:00 |
| Denver at Kansas City | 1:00 |
| Green Bay at New York Giants | 1:00 |
| Los Angeles at Houston | 1:00 |
| Miami at New York Jets | 1:00 |
| Minnesota at Detroit | 4:00 |
| Oakland at St. Louis | 1:00 |
| Philadelphia at Buffalo | 1:00 |
| San Diego at Pittsburgh | 1:00 |
| San Francisco at Atlanta | 1:00 |

MONDAY, OCTOBER 8:

| | |
|----------------------|------|
| Dallas at Washington | 9:00 |
|----------------------|------|

SUNDAY, OCTOBER 14 (Fifth Week):

| | |
|--|------|
| Baltimore at Buffalo | 1:00 |
| Chicago at Atlanta | 1:00 |
| Dallas at Los Angeles | 1:00 |
| Denver at Houston | 1:00 |
| Detroit at New Orleans | 1:00 |
| Kansas City vs. Green Bay at Milwaukee | 1:00 |
| Minnesota at San Francisco | 1:00 |
| New England at New York Jets | 1:00 |

| | |
|---|------|
| Philadelphia at St. Louis | 1:00 |
| Pittsburgh at Cincinnati | 1:00 |
| San Diego at Oakland | 1:00 |
| Washington at New York Giants | 1:00 |
| MONDAY, OCTOBER 15: | |
| Miami at Cleveland | 9:00 |
| SUNDAY, OCTOBER 21 (Sixth Week): | |
| Atlanta at San Diego | 1:00 |
| Baltimore at Detroit | 1:00 |
| Buffalo at Miami | 1:00 |
| Green Bay at Los Angeles | 1:00 |
| Houston at Cleveland | 1:00 |
| Kansas City at Cincinnati | 4:00 |
| New England at Chicago | 1:00 |
| New Orleans at San Francisco | 1:00 |
| New York Giants at Dallas | 3:00 |
| Philadelphia at Minnesota | 1:00 |
| Pittsburgh at New York Jets | 1:00 |
| St. Louis at Washington | 1:00 |
| MONDAY, OCTOBER 22: | |
| Oakland at Denver | 7:00 |
| SUNDAY, OCTOBER 28 (Seventh Week): | |
| Atlanta at San Francisco | 1:00 |
| Cincinnati at Pittsburgh | 4:00 |
| Dallas at Philadelphia | 1:00 |
| Denver at New York Jets | 1:00 |
| Green Bay at Detroit | 1:00 |
| Houston at Chicago | 1:00 |
| Los Angeles at Minnesota | 1:00 |
| Miami at New England | 1:00 |
| New York Giants at St. Louis | 1:00 |
| Oakland at Baltimore | 2:00 |
| San Diego at Cleveland | 1:00 |
| Washington at New Orleans | 1:00 |
| MONDAY, OCTOBER 29: | |
| Kansas City at Buffalo | 9:00 |
| SUNDAY, NOVEMBER 4 (Eighth Week): | |
| Buffalo at New Orleans | 1:00 |
| Chicago at Green Bay | 1:00 |
| Cincinnati at Dallas | 1:00 |
| Cleveland at Minnesota | 1:00 |
| Denver at St. Louis | 1:00 |
| Houston at Baltimore | 2:00 |
| Kansas City at San Diego | 1:00 |
| Los Angeles at Atlanta | 1:00 |
| New England at Philadelphia | 1:00 |
| New York Giants at Oakland | 1:00 |
| New York Jets at Miami | 1:00 |
| San Francisco at Detroit | 4:00 |
| MONDAY, NOVEMBER 5: | |
| Washington at Pittsburgh | 9:00 |
| SUNDAY, NOVEMBER 11 (Ninth Week): | |
| Atlanta at Philadelphia | 1:00 |
| Baltimore at Miami | 1:00 |
| Cincinnati at Buffalo | 1:00 |
| Cleveland at Houston | 1:00 |
| Dallas at New York Giants | 1:00 |
| Detroit at Minnesota | 1:00 |
| New Orleans at Los Angeles | 1:00 |
| New York Jets at New England | 1:00 |
| Pittsburgh at Oakland | 1:00 |
| St. Louis at Green Bay | 1:00 |
| San Diego at Denver | 2:00 |
| San Francisco at Washington | 1:00 |
| MONDAY, NOVEMBER 12: | |
| Chicago at Kansas City | 8:00 |
| SUNDAY, NOVEMBER 18 (Tenth Week): | |
| Baltimore at Washington | 1:00 |
| Cleveland at Oakland | 1:00 |
| Denver at Pittsburgh | 1:00 |
| Detroit at Chicago | 1:00 |
| Green Bay at New England | 1:00 |

| | | |
|---|--|-------|
| | Houston at Kansas City | 1:00 |
| | Miami at Buffalo | 1:00 |
| | New Orleans at San Diego | 1:00 |
| | New York Jets at Cincinnati | 1:00 |
| | Philadelphia at Dallas | 1:00 |
| | St. Louis at New York Giants | 1:00 |
| | San Francisco at Los Angeles | 1:00 |
| MONDAY, NOVEMBER 19: | | |
| | Minnesota at Atlanta | 9:00 |
| THURSDAY, NOVEMBER 22 (Eleventh Week): | | |
| (Thanksgiving) | | |
| | Washington at Detroit | 12:15 |
| | Miami at Dallas | 2:30 |
| SUNDAY, NOVEMBER 25: | | |
| | Atlanta at New York Jets | 4:00 |
| | Buffalo at Baltimore | 2:00 |
| | Chicago at Minnesota | 1:00 |
| | Kansas City at Denver | 2:00 |
| | Los Angeles at New Orleans | 1:00 |
| | New England at Houston | 1:00 |
| | New York Giants at Philadelphia | 1:00 |
| | Oakland at San Diego | 1:00 |
| | Pittsburgh at Cleveland | 1:00 |
| | St. Louis at Cincinnati | 1:00 |
| MONDAY, NOVEMBER 26 | | |
| | Green Bay at San Francisco | 6:00 |
| SUNDAY, DECEMBER 2 (Twelfth Week): | | |
| | Baltimore at New York Jets | 1:00 |
| | Buffalo at Atlanta | 1:00 |
| | Cleveland at Kansas City | 3:00 |
| | Dallas at Denver | 2:00 |
| | Detroit at St. Louis | 1:00 |
| | Los Angeles at Chicago | 1:00 |
| | Minnesota at Cincinnati | 1:00 |
| | New Orleans vs. Green Bay at Milwaukee | 1:00 |
| | New York Giants at Washington | 1:00 |
| | Oakland at Houston | 1:00 |
| | Philadelphia at San Francisco | 1:00 |
| | San Diego at New England | 1:00 |
| MONDAY, DECEMBER 3: | | |
| | Pittsburgh at Miami | 9:00 |
| SATURDAY, DECEMBER 8 (Thirteenth Week): | | |
| | Kansas City at Oakland | 1:00 |
| | Minnesota at Green Bay | 12:00 |
| SUNDAY, DECEMBER 9: | | |
| | Chicago at Detroit | 1:00 |
| | Cincinnati at Cleveland | 1:00 |
| | Denver at San Diego | 1:00 |
| | Houston at Pittsburgh | 1:00 |
| | Miami at Baltimore | 2:00 |
| | New England at Buffalo | 1:00 |
| | New York Jets at Philadelphia | 1:00 |
| | St. Louis at Atlanta | 1:00 |
| | San Francisco at New Orleans | 1:00 |
| | Washington at Dallas | 3:00 |
| MONDAY, DECEMBER 10: | | |
| | New York Giants at Los Angeles | 6:00 |
| SATURDAY, DECEMBER 15 (Fourteenth Week): | | |
| | Detroit at Miami | 1:00 |
| | Pittsburgh at San Francisco | 1:00 |
| SUNDAY, DECEMBER 16: | | |
| | Buffalo at New York Jets | 1:00 |
| | Cincinnati at Houston | 1:00 |
| | Cleveland at Los Angeles | 1:00 |
| | Dallas at St. Louis | 1:00 |
| | Denver at Oakland | 1:00 |
| | Green Bay at Chicago | 1:00 |
| | Minnesota at New York Giants | 1:00 |
| | New England at Baltimore | 2:00 |
| | New Orleans at Atlanta | 1:00 |
| | Philadelphia at Washington | 1:00 |
| | San Diego at Kansas City | 1:00 |

NFL DIRECTORY

LEAGUE HEADQUARTERS

410 Park Avenue, New York 10022

Telephone: (212) 758-1500

Commissioner: Pete Rozelle

Executive Director: Jim Kensil

Director of Personnel: Jan Van Duser

Director of Public Relations: Don Weiss

Treasurer: Bill Ray

Broadcast Coordinator: Bob Cochran

Director of Security: Jack Denahy

Player Relations: Bill Granholm

Player Relations: Buddy Young

Player Personnel: Carl Marasco

Security: Bernard Jackson

Public Relations: Joe Browne

AMERICAN FOOTBALL CONFERENCE

President: Lamar Hunt, Kansas City Chiefs

Assistant to President: Val Pinchbeck, Jr.

Director of Information: Harold Rosenthal

Supervisor of Officials: Mel Hein

NATIONAL FOOTBALL CONFERENCE

President: George Halas, Sr., Chicago Bears

Assistant to President: Bill McGrane

Director of Information: Jim Heffernan

Supervisor of Officials: Art McNally

ATLANTA FALCONS

521 Capitol Avenue, S.W., Atlanta 30312

(404) 688-8684

Press Contacts: Head Coach—Norm Van Brocklin

PR Director—Wilt Browning (404) 284-0495

PR Assistant—Hal Hayes (404) 934-2352

BALTIMORE COLTS

600 N. Howard Street, Baltimore 21201

(301) 685-6400

Press Contacts: Head Coach—Howard Schnellenberger

PR Director—Ernie Accorsio (301) 666-0077

PR Assistant—Chip Campbell (301) 833-6491

BUFFALO BILLS

69 West Mohawk Street, Buffalo 14202

(716) 856-1567

Press Contacts: Head Coach—Lou Saban

PR Director—L. Budd Thalman

PR Assistant—Don Phinney (716) 836-2424

CHICAGO BEARS

173 West Madison Street, Chicago 60602

(312) 332-5400

Press Contacts: Head Coach—Abe Gibron

PR Director—Dan Desmond (312) 465-8218

CINCINNATI BENGALS

200 Riverfront Stadium, Cincinnati 45202

(513) 621-3550

Press Contacts: Head Coach—Paul Brown

PR Director—Al Heim (513) 752-9116

CLEVELAND BROWNS

Cleveland Stadium, Cleveland 44114

(216) 696-5568

Press Contacts: Head Coach—Nick Skorich

PR Director—Nate Wallack (216) 464-1685

Publicity Manager—Ed Uhas (216) 234-4580

DALLAS COWBOYS

6116 North Central Expressway, Dallas 75206

(214) 369-3211

Press Contacts: Head Coach—Tom Landry

PR Director—Curt Mosher (214) 231-2916

PR Assistant—Doug Todd (214) 424-8319

DENVER BRONCOS

5700 Logan Street, Denver 80216

(303) 623-8776

Press Contacts: Head Coach—John Ralston

PR Director—Bob Peck (303) 986-0772

PR Assistant—Dick Maxwell (303) 756-8523

DETROIT LIONS

1401 Michigan Ave., Detroit 48216

(313) 965-6644

Press Contacts: Head Coach—Don McCafferty

PR Director—Lyll Smith (313) 646-1345

PR Assistant—Elliott Trumbull (313) 647-4598

GREEN BAY PACKERS

1265 Lombardi Ave., Green Bay 54305

(414) 494-2351

Press Contacts: Head Coach—Dan Devine

PR Director—Chuck Lane (414) 435-3332

HOUSTON OILERS

6910 Fannin Street, Houston 77025

(713) 748-2780

Press Contacts: Head Coach—Bill Peterson

PR Director—Dan Downs (713) 668-3575

Publicity—Jim McLemore (713) 729-3640

KANSAS CITY CHIEFS

One Arrowhead Drive, Kansas City, Mo. 64129

(816) 924-9300

Press Contacts: Head Coach—Hank Stram

PR Director—Bob Sprenger (816) 942-8199

PR Assistant—Jess Peters (816) 361-1389

LOS ANGELES RAMS

10271 West Pico Blvd., Los Angeles 90064

(213) 277-4700

Press Contacts: Head Coach—Chuck Knox

PR Director—Jerry Wilcox (714) 962-3912

PR Director—Jack Geyer (213) 823-3517

MIAMI DOLPHINS

330 Biscayne Blvd., Miami 33132

(305) 379-1851

Press Contacts: Head Coach—Don Shula

PR Director—Mike Rathet (305) 962-0186

Publicity—Charlie Callahan (305) 274-0563

MINNESOTA VIKINGS

7110 France Ave. South, Edina, Minn. 55435

(612) 920-4805

Press Contacts: Head Coach—Harry P. (Bud) Grant

PR Director—Merrill Swanson (612) 473-4407

PR Assistant—Sherm Pinkham (612) 884-7724

NEW ORLEANS SAINTS

944 St. Charles Ave., New Orleans 70130

(504) 524-1421

Press Contacts: Head Coach—J. D. Roberts

PR Director—Larry Liddell (504) 888-3116

NEW YORK GIANTS

10 Columbus Circle, New York 10019

(212) 582-7272

Press Contacts: Head Coach—Alex Webster

PR Director—Ed Croke (914) 631-0973

PR Assistant—Tom Power (212) 447-0680

NEW YORK JETS

595 Madison Ave., New York 10022

(212) 421-6600

Press Contacts: Head Coach—Weeb Ewbank

PR Director—Frank Ramos (212) 831-8919

PR Assistant—Jim Trecker (212) 689-5082

OAKLAND RAIDERS

7811 Oakport Street, Oakland 94621

(415) 562-5900

Press Contacts: Head Coach—John Madden

PR Director—Tom Grimes (415) 522-0429

PR Assistant—Ken Bishop (415) 322-8574

PHILADELPHIA EAGLES

Broad and Pattison Aves., Philadelphia 19148

(215) 463-2500

Press Contacts: Head Coach—Mike McCormack

PR Director—Jim Gallagher (215) 279-7989

PR Assistant—Chick McElrone (215) 583-6273

PITTSBURGH STEELERS

300 Stadium Circle, Pittsburgh 15212

(412) 323-1200

Press Contacts: Head Coach—Chuck Noll

PR Director—Ed Kiely (412) 242-0534

PR Assistant—Joe Gordon (412) 421-1374

ST. LOUIS CARDINALS

200 Stadium Plaza, St. Louis 63102

(314) 421-0777

Press Contacts: Head Coach: Don Coryell

PR Director—Joe Rhein (618) 233-1431

SAN DIEGO CHARGERS

P.O. Box 20666, San Diego 92120

(714) 280-2111

Press Contacts: Head Coach—Harland Svare

PR Director—Jerry Wynn (714) 286-2338

PR Assistant—Walter Hoye (714) 286-4676

SAN FRANCISCO 49ers

1255 Post Street, San Francisco 94109

(415) 771-1149

Press Contacts: Head Coach—Dick Nolan

PR Director—George McFadden (415) 941-7625

PR Assistant—John McCasey (415) 582-7983

WASHINGTON REDSKINS

13832 Redskin Drive, Dulles Airport, Washington 20041

(703) 471-9100

Press Contacts: Head Coach—George Allen

PR Director—Joe Blair (301) 587-2220

WAIVER RULES, PLAYER LIMITS

WAIVERS

When a club asks waivers on a player during the period from July 4 through the end of the regular season, other clubs may claim that player from 4 p.m., New York time, on the day the request is made, until 4 p.m. the next day. This 24-hour waiver period expands to 10 days at other times of the year. Waivers are announced simultaneously to all 26 clubs with claims recognized in priority by conference. A 24-hour recall period follows the waiver period. If a player is awarded through waivers, his contract is assigned immediately to the acquiring club, except that awards due on the day prior to, or the day of a regular season game, are postponed to the following working day. If a player clears regular waivers, he becomes a free agent. If he clears injured waivers, he remains under contract to his club and receives full salary and benefits. Whenever a player is placed on waivers, the waiving club may not recall its waiver, and claiming club may not withdraw claims.

INACTIVE LIST

In addition to its regular roster (Active List), clubs establish an Inactive List (commonly known as taxi squad) on the Thursday prior to the season opener and are allowed an unlimited number of changes during the year between Active and Inactive status without such player being subject to waivers. During the season a club may have a total of no more than 47 players on both lists. Players on the Inactive List fall into one of three categories:

1. De-activated (still under contract and may be activated at any time), or
2. Under future contract (must be signed to 1973 contract before activation; also, players in this category may play for a minor league provided they are counted at all times on the Inactive List), or
3. Cleared injured waivers (must remain out 16 days or two games, whichever occurs first).

Players on the Inactive List may practice with their clubs.

A special Pre-Season Inactive List is operative from the time a team enter training camp until the Friday prior to the regular season opener. No more than three players may be on the pre-season inactive list at one time, and such players must be injured and remain on the list for a minimum of two pre-season games or 16 days, whichever occurs first.

RESERVE LIST

The Reserve List is a special category of inoperative players who may be retired, in military, injured, etc. In most instances a Reserve List player must be subjected to no-recall waivers in order to be activated during a season.

PLAYER LIMITS

Clubs are allowed to open training camp with an unlimited number of players but must, by August 7, 1973, establish a roster of no more than 60 active players. Thereafter a series of three player limit reductions must be met:

August 27—49 or less on Active List

September 3—44 or less on Active List

September 10—40 or less on Active List

Once a club goes below 44, all waivers through 4:00 p.m. on September 13 are non-recallable. Claims on players waived after the Active List is reduced to 49 cannot be withdrawn.

However, any player waived during the reduction from 49 to 40 can be reactivated at any time by the waiving team. In all other cases—both prior to the mandatory cutdowns and after the start of the regular season—a period of 16 days or two games must elapse before a waived player can be reactivated by the waiving team. College All-Star team players need not count as active players until the 44-player limit is reached, even if they play in preseason games prior to the reduction to 44.

Following is a year-by-year list of the NFL player limit:

| | | | | | |
|--------------|----|--------------|----|--------------|----|
| 1964-73..... | 40 | 1951-55..... | 33 | 1938-39..... | 30 |
| 1963..... | 37 | 1949-50..... | 32 | 1936-37..... | 35 |
| 1961-62..... | 36 | 1948..... | 36 | 1935..... | 22 |
| 1960..... | 38 | 1946-47..... | 33 | 1930-34..... | 20 |
| 1959..... | 36 | 1943-45..... | 28 | 1926-29..... | 18 |
| 1957-58..... | 35 | 1940-42..... | 33 | 1925..... | 16 |

NOTE: Prior to merger agreement in 1966, when limit for both AFL and NFL was placed at 40, following limits were in effect in AFL: 1960-61 (35); 1962-63 (33); 1964 (34); 1965 (38).

**NOW PATRIOTS FANS CAN
HAVE A BOWL . . . FREE!**



**With each and every game you bowl
a Colgate coupon lets you play an extra game free.**



You'll find coupons good for free bowling on specially marked packages of Colgate's Cold Power detergent, Palmolive Liquid and Ajax All Purpose Cleaner.

Just take the coupons to your participating bowling center-- and have a bowl on Colgate.

Bowling coupons good from 9 AM to 5 PM. Not valid for instant play. © 1973, Colgate Palmolive Co.

NEW
***HEAVY
DUTY*** ***COLD
POWER***

Salutes The
***POWERFUL
PATRIOTS***
and their
HIGH-POWERED
Fans

