



bicentennial

NEW
ENGLAND
PATRIOTS

1975

MEDIA
GUIDE

New England Patriots 1975 Schedule

PRE-SEASON GAMES

August 10	_____	vs. New York Giants
	at Schaefer Stadium, 8:00 p.m.	
August 17	_____	vs. Minnesota Vikings
	at Schaefer Stadium, 8:00 p.m.	
August 22	_____	vs. Philadelphia Eagles
	at Veterans Stadium, 8:00 p.m.	
August 30	_____	vs. Green Bay Packers
	at County Stadium, Milwaukee, 8:00 p.m.	
September 7	_____	vs. San Diego Chargers
	at Schaefer Stadium, 8:00 p.m.	
September 14	_____	vs. New York Jets
	at Yale Bowl, New Haven, Conn., 1:00 p.m.	

REGULAR SEASON GAMES

September 21	_____	vs. Houston Oilers
	at Schaefer Stadium, 1:00 p.m.	
September 28	_____	vs. Miami Dolphins
	at Schaefer Stadium, 1:00 p.m.	
October 5	_____	vs. New York Jets
	at Shea Stadium, 1:00 p.m.	
October 12	_____	vs. Cincinnati Bengals
	at Riverfront Stadium, 1:00 p.m.	
October 19	_____	vs. Baltimore Colts
	at Schaefer Stadium, 1:00 p.m.	
October 26	_____	vs. San Francisco 49ers
	at Schaefer Stadium, 1:00 p.m.	
November 2	_____	vs. St. Louis Cardinals
	at Busch Memorial Stadium, 1:00 p.m.	
November 9	_____	vs. San Diego Chargers
	at San Diego Stadium, 1:00 p.m.	
November 16	_____	vs. Dallas Cowboys
	at Schaefer Stadium, 1:00 p.m.	
November 23	_____	vs. Buffalo Bills
	at Rich Stadium, 1:00 p.m.	
December 1 (Monday Night)	_____	vs. Miami Dolphins
	at Orange Bowl, 9:00 p.m.	
December 7	_____	vs. New York Jets
	at Schaefer Stadium, 1:00 p.m.	
December 14	_____	vs. Buffalo Bills
	at Schaefer Stadium, 1:00 p.m.	
December 21	_____	vs. Baltimore Colts
	at Memorial Stadium, 2:00 p.m.	

NOTE: Sites of the October 5 and December 7 games with the New York Jets will be switched if necessary because of post-season baseball play.

Press Credentials

All requests for news, radio and television credentials—writers, sportscasters or photographers—must be made to the Public Relations department no later than noontime on Thursday preceding any home game in order to insure issuance.

TABLE OF CONTENTS

1975 NFL Schedule	78-80
1975 Patriots Schedule	Inside Front Cover
Attendance, year-by-year, home and away	44
Biographies:	
Assistant coaches	5-6
Draft choices, 1975	27-31
Fairbanks, Chuck	4
Marr, Robert L.	3
Veterans	7-25
Future schedule, 1976-78	57
Historical highlights	45
Hotels on the road	57
Largest crowd, top 10	37
Last time it happened	61
Opponents, pre-season	32-33
Opponents, regular season	34-42
Patriots club directory	2
Radio-Television, WBZ	57
Records:	
Club, all time	62-77
Club, leaders, year-by-year	50-52
Extra point scorers	60
Extra points, by kick	61
Field goals, all-time	59
Field goals, year-by-year	60
Individual, set in 1974	41
Points by kicking	59
Punt-KO return leaders	61
Scoring, home and away, year by year	58
Team, set in 1974	38
100-yard rushing games	59
300-yard passing games	58
Results vs. all opponents:	
Pre-season totals	33
Regular season, year-by-year	46-50
Regular season, by club	43
Regular season, totals	44
Retired Patriots numbers	52
Rosters:	
All-time Patriots	53-57
All-time Coaches	6
Draft choices, 1975	27
Head coaches, won-lost	26
Veterans, 1975	26
Patriots with 100 games	52
Schaefer Stadium facts	25
Top 39 Scorers	58
Top draft choices, 1960 to date	29
Won-lost, home and away, year-by-year	58

Patriots Club Directory

Address: Schaefer Stadium, Route One
Foxboro, Ma. 02035
Telephones: All personnel (617) 543-7911
Boston number (617) 262-1776

President — Robert L. Marr
Vice-President — George "Lee" Sargent, Jr.
General Manager — Chuck Fairbanks

BOARD OF DIRECTORS

Forrester A. "Tim" Clark	Mrs. Hester Sargent
J. John Fox	Paul Sonnabend
Daniel F. Marr, Jr.	Charles W. Sullivan
Robert L. Marr	Miss Mary H. Sullivan
David H. McConnell	Walter T. Sullivan
Charles Mulcahy, Jr.	William H. Sullivan, Jr.
Charles J. Richardson	Philip M. Turner
George "Lee" Sargent, Jr.	(Assistant Treasurer)
(Treasurer)	Robert C. Wetenhall

EXECUTIVE COMMITTEE: Daniel F. Marr, Jr., Robert L. Marr, Charles Mulcahy, Jr., George "Lee" Sargent, Jr., Walter T. Sullivan, William H. Sullivan, Jr.

GENERAL COUNSEL: William Finucane.

COACHING STAFF

Head Coach	Chuck Fairbanks
Ass't Head Coach, Defensive Line	Hank Bullough
Offensive Line, in charge of Offense	Red Miller
Special Teams, Adm. Ass't to Head Coach	Jim Valek
Outside Linebackers	Rollie Dotsch
Offensive Backfield	Ron Erhardt
Quarterbacks	John Polonchek
Receivers	Ray Perkins
Inside Linebackers	Charlie Sumner
Defensive Backfield	Larrye Weaver
Special Teams Ass't., Pro Scout	Tom Yewcic

ADMINISTRATIVE STAFF

General Manager	Chuck Fairbanks
Assistant General Manager	Peter Hadhazy
Director of Player Personnel	Frank "Bucko" Kilroy
Director of Public Relations	Pat Horne
Business Manager	Herman Bruce
Ticket Manager	John Fitzgerald
Stadium Manager	Dan Marcotte
Trainer	Tom Healion
Equipment Manager	George Luongo
Program Advertising Manager	Mike Chamberlain
Publicity Assistant	Denny Lynch
Personnel Executive Assistant	J. I. Albrecht
Personnel Assistant	Tom Boisture
Personnel Assistant	John Festa
Personnel Assistant	Mike Hickey
Personnel Assistant	George McGuane, Jr.
Personnel Assistant	Dick Steinberg
Assistant Ticket Manager	Jimmy DeFranc
Assistant Ticket Manager	Ralph Hartke
Orthopedic Consultant	Donald Akikie, M.D.
Orthopedic Consultant	Joseph Dorgan, M.D.
Assoc. Team Physician	John B. Cadigan, M.D.
Assoc. Team Physician	Brendan Crotty, M.D.
Game Films	Ken Alexander
Entertainment Director	Peter Siragusa
Administrative Assistant	Dorothea Doherty

Secretarial Staff: Teresa Gough (Business Office), Irene Hobbs (Receptionist), Roberta Hudson (Receptionist), Evelyn McDonough (Ass't Gen. Mgr.), Judith Mahan (Stadium Office), Cynthia O'Brien (Coaches), Aline Petit (Personnel), Helene Proulx (Public Relations), Judith Quimby (Personnel).


ROBERT L. MARR

PRESIDENT

Robert L. "Bob" Marr assumed the administrative leadership of the New England Patriots on April 9, 1974 when the club's Board of Directors elected him to the post of President and Chief Executive Officer. At 38 years of age, he became the youngest active club president in the American Conference and one of the youngest chief executive's in the history of the National Football League.

Bob is the son of the late Daniel F. Marr, Sr., who was one of the Patriots original owners. The beloved "Colonel", as he was known to his multitude of friends, played a vital role in the growth of the organization until his untimely death in 1969. Bob is the brother of Daniel F. Marr, Jr., who also serves on the club's Board of Directors and is a long-time member of the Executive Committee.

Though keenly involved with the team since its inception in 1960, the Patriot's president was not officially elected to a position on the club's Board of Directors until 1969, served as a key member on the Finance Committee since its inception.



Bob was born and raised in the Dorchester section of Boston. He received his high school education at Cranwell Preparatory School in Lenox, Mass. At Cranwell he played varsity basketball and was quarterback on the football squad.

He graduated Cum Laude from the University of Notre Dame in 1958 with a degree in Business Administration. While at South Bend, Bob served as President of the New England Club of Notre Dame for two years.

The Patriots president served with the United States Navy from 1958 to 1960 as a Lt. (jg) at the Great Lakes Naval Training Center, Illinois.

Following his discharge from military service, he returned to Boston to join with his brother, Dan, as fourth generation members of the family construction business, the Marr Companies, then headed by their late father.

Away from the Patriots, Bob is President of the Marr Scaffolding Company, Marr Equipment Corp, and the Colonel Daniel Marr Boys' Club of Dorchester. He is a trustee of the New England Medical Center Hospital and a member of the Boston Zoning Commission. He is a past president of both the Massachusetts Building Congress and the Notre Dame Club of Boston.

Shortly after being named the youngest club president in the American Conference of the NFL, Bob was elected the youngest Captain Commander of the Ancient and Honorable Artillery Co. of Massachusetts which is the oldest military organization in the western hemisphere.

CHUCK FAIRBANKS

GENERAL MANAGER AND HEAD COACH

Charles Leo "Chuck" Fairbanks became the sixth in a line of Patriots' head coaches when he joined the organization in the dual capacity of general manager-head coach on January 26, 1973.


Coach Fairbanks came to the Patriots from a remarkably successful career as a college football coach during which he led Oklahoma to a fantastic 52-15-1 record over six years. Prior to his term with the Sooners, his coaching career had run the full cycle all the way from high school ranks, and has now spanned nearly two decades.

At 42 years of age, he ranks as the second youngest head coach in the National Football League.

Since assuming control of the helm of the Patriots forces, coach Fairbanks more than lived up to the reputation that preceded him to New England — strong organizer, promotes the image of oneness among his charges, strives for solidarity and believes in esprit de corps.

Coach Fairbanks looks back on his first season as, "a good starting year for us." In 1974 he feels his charges started to believe they could win. Looking ahead to 1975 he would like the team motto to be that now we should expect to win.

Coach Fairbanks was born in Detroit on June 10, 1933 and was educated at Charlevoix (Mich.) High School and Michigan State ('55). An all-State end in high school, he played under Biggie Munn with the Spartans' 1952 national champion team and the '53 Big Ten champs who defeated UCLA in the Rose Bowl. He finished off his collegiate career under Duffy Daugherty and earned a berth in the Blue-Gray all-star classic.



He launched his coaching career in 1955 as a student assistant at Michigan State's spring drills. His first head coaching assignment was at Ishpeming (Mich) High School, 1955-57, and he moved to the collegiate ranks under Frank Kush at Arizona State where he served as defensive backfield coach from 1958-61. From 1962 to 64 he was backfield coach at Houston and in '65 he was named assistant head coach under Bill Yeoman. The following year he became defensive backfield coach at Oklahoma and took over the top post in 1967.

ASSISTANT COACHES

HANK BULLOUGH

Michigan State

Assistant Head Coach, Defensive Line

Born 1-24-34 at Scranton, Pa. . . . standout defensive tackle on same Michigan State team as coach Fairbanks . . . on 1955 College All-Star team that beat Cleveland . . . played guard for Packers in '55 and '58 . . . Spartans' defensive coordinator for 11 years before moving to pro ranks . . . three seasons with Baltimore grooming linebackers before joining Patriots in 1973.

ROBERT "RED" MILLER

W. Illinois

Offensive Line, In Charge of Offense

Born 10-31-27 at Macomb, Ill. . . . Western Illinois' MVP three years in a row as top guard . . . spent six years in college coaching before joining Lou Saban's staff with Boston Patriots in 1960 . . . coached with Buffalo, Denver, St. Louis and Baltimore before returning to Patriots in '73 . . . has developed more than a dozen all-Pros in the NFL.

ROLLIE DOTSCHE

Michigan State

Outside Linebackers

Born 2-14-33 at Escanaba, Mich. . . . four year offensive guard at MS . . . graduated 1955 . . . high school coach two years, offensive and defensive line coach at N. Michigan 1958-60, def. backfield coach at Colorado 1961, head coach and AD at N. Michigan 1966-70 and had 33-15-1 record . . . offensive line coach at Green Bay 1971-73.

RON ERHARDT

Jamestown

Running Backs

Born 2-27-32 at Mandan, N.D. . . . played his college football as a quarterback for Jamestown (N.D.) College . . . followed two year hitch in military with seven seasons as high school coach during which he had a 45-9-2 record . . . became defensive chief at North Dakota State in '63 and head coach in '66 . . . four time coach of the year in college division with 62-7-1 record.

RAY PERKINS

Alabama

Receivers

Born 11-6-41 at Mount Olive, Miss. . . . all-America receiver at Alabama in '66 . . . sparked big win over Nebraska in Orange Bowl . . . in final college season caught 33 passes for 490 yards . . . seventh round choice of Colts . . . five seasons with Baltimore caught 93 for 1538 yards and 11 scores . . . played in two Super Bowl games . . . joined Patriots staff in 1974.

JOHN POLONCHEK

Michigan State

Quarterbacks

Born 1-1-28 at Granastov, Czechoslovakia . . . four year DB-receiver at MS 1946-49 . . . graduate assistant at MS until called to military service 1952-55 . . . joined Duffy Daugherty's MS staff 1956-58, Colorado offensive line coach 1959-61 . . . spent next five years as businessman and parttime scout for Jets . . . Raiders offensive backfield coach 1967-71, receivers coach with Packers 1972-73.

CHARLIE SUMNER

William & Mary

Inside Linebackers

Born 10-19-30 at Radford, Va. . . . affiliated with pro football for nearly two decades since playing quarterback and running back at W&M . . . starting defensive back with Bears in rookie season . . . switched to Minnesota in expansion . . . coached Oakland secondary for six years, with Pittsburgh in '69 (defensive backs three years, linebackers one), joined Patriots in 1973.

JIM VALEK

Illinois

Special Teams, Adm. Asst. To Head Coach

Born 2-25-28 at Joliet, Ill. . . . played under Ray Eliot at Illinois for four seasons . . . launched coaching career as end coach at Wichita State in '49 . . . head man at LaSalle-Peru 1953-58, assistant at Illinois for two years before moving to West Point . . . head coach at Illinois 1967-70 . . . Dallas scout two years before joining Patriots in 1973.

LARRYE WEAVER

Adams State

Defensive Backs

Born 11-17-31 at Monte Vista, Col. . . . played with New York Giants while completing his education at Adams State, Colorado . . . seven years as collegiate coach at North Dakota State, Arizona and UCLA . . . was Tommy Prothro's defensive coordinator with Bruins and switched with him to Rams in 1971 . . . joined Patriots staff in 1973.

TOM YEWCIK

Michigan State

Special Teams Assistant, Pro Scouting

Born 5-9-33 at Conemaugh, Pa. . . . two-time, two-sport all-American for Spartans . . . outstanding catcher, four years in Detroit Tiger organization . . . teammate of Coach Fairbanks and quarterbacked 1954 Rose Bowl win over UCLA . . . played with Toronto Argonauts in 1960, with Patriots as punter and QB from 1961-66 . . . coached backs for Patriots 67-68, college coaching 69-72, NE Colonials head coach 73, joined Patriots 1974.

NICK GAVRILA

Michigan State

Strength Coach

Born 4-10-31 at Warren, Ohio . . . Product of Michigan State where he earned national attention as a collegiate weightlifter . . . earned a number of State and National titles along with one North American championship . . . leading contender for 1956 Olympic team but back injury intervened . . . Physical education instructor for Dearborn (Mich.) schools . . . author of fitness book entitled "Win With Strength."

HEAD COACHES RECORDS

Coach	Seasons	Years	W-L-T Record	Pct.
LOU SABAN	1½	1960-61	7-12-0	.368
MIKE HOLOVAK	7½	1961-68	53-47-9	.530
CLIVE RUSH	1½	1969-70	5-16-0	.238
JOHN MAZUR	2	1970-72	9-21-0	.300
PHIL BENGTON	½	1970	1- 4-0	.200
CHUCK FAIRBANKS	2	1973-74	12-16-0	.429

ALL-TIME COACHES ROSTER

Name	Position	Total Years	Years of Service
Beatty, Bruce	Offensive Line	4	1969-1972
Bengtson, Phil	Head Coach (Int.)	½	1972
Brune, Fred	Defensive Backfield	2	1962-1963
Bullough, Hank	Defensive Line	2	1973-1974
Campbell, Marion	Defensive Line	2	1962-1963
Collier, Joel D.	Defensive Backfield	2	1960-1961
Elias, Bill	Defensive Backfield	2	1969-1970
Erhardt, Ron	Offensive Backfield	2	1973-1974
Evans, Dick	Defensive Line	2	1971-1972
Fairbanks, Chuck	Head Coach	2	1973-1974
Fletcher, Tom	Defensive Backfield	2	1971-1972
Gibson, Claude	Defensive Backfield	1	1968
Holovak, Mike	Offensive Backfield	1½	1960-1961
	Head Coach	7½	1961-1968
Loudd, Rommie	Linebackers	1	1966
Mazur, John	Offensive Backfield	1½	1969-1970
	Head Coach	2	1970-1972
Meyer, John	Linebackers	4	1969-1972
Miller, Red	Offensive Line	4	1960-61, 73-74
Nelsen, Bill	Quarterbacks	2	1973-1974
Perkins, Ray	Receivers	1	1974
Richardson, Jesse	Defensive Line	5	1965-1969
Rush, Clive	Head Coach	1½	1969-1970
Rutigliano, Sam	Off. Backs-Receivers	3	1971-1973
Saban, Lou	Head Coach	1½	1960-1961
Smith, Jerry	Defensive Line	2	1960-1961
Spinney, Art	Offensive Line	7	1962-1968
Stoltz, Jerry	Receivers	4	1969-1972
Sumner Charlie	Linebackers	2	1973-1974
Taseff, Carl	Defensive Backfield	1	1964
Valek, Jim	Special Teams	2	1973-1974
Weaver, Larrye	Defensive Backfield	2	1973-1974
Weber, Chuck	Def. Line/Backfield	4	1964-1967
Yewcik, Tom	Offensive Backfield	2	1967-1968

VETERANS' BIOGRAPHIES

ROBERT BRUCE (BOB) ADAMS

TE

6-2, 222

Pacific

6th Yr. (T-Pitts., '73)

Born 8-15-46 at Stockton, Calif. . . . started college career at San Mateo JC before transferring to University of Pacific . . . Dean's List student, football captain as senior . . . one of few pro player's to hold master's degree (Physical Education) . . . signed as free agent with Pittsburgh in 1969 . . . served four seasons with Steelers with final season being spent on shelf via injury . . . special teams player with Steelers first two seasons, won starting tight end job in 1971 in which he caught 20 passes . . . acquired by Patriots via trade for draft choice in '73 . . . caught six passes for 100 yards at Buffalo in '73 to mark best performance by a tight end since Jim Whalen's 2-113 against Jet in '68 . . . had most productive season in career in '74 with 17-244.

RECEIVING

Year	Club	G	No.	Yds.	Avg.	Lg.	TD
1969	Pittsburgh	14	6	80	13.3	19	0
1970	Pittsburgh	14	3	36	12.0	17	0
1971	Pittsburgh	14	20	160	8.0	21	0
1972	Pittsburgh	Injured entire season					
1973	Patriots	11	14	197	14.1	30	0
1974	Patriots	14	17	244	14.4	24	0

Totals 5 years 67 60 717 12.0 30 0

OTHER STATS: Recovered one fumble in 1969; fumbled once and recovered 4 fumbles for 15 yards in 1971; rushed twice for seven yards in 1973.

JULIUS THOMAS ADAMS

DE

6-4, 260

Texas Southern

5th Yr. (D-2, '71)

Born 4-26-48 at Macon, Ga. . . . great collegiate career at Texas Southern where he was a four year starter, two time all-Conference choice . . . Patriots No. 2 draft choice in '71 who had a great game in the annual College All-Star affair . . . AP defensive lineman of the week honors for leading 34-13 upset win over Miami 12-5-71 . . . UPI all-rookie team in 1971 . . . has played in 53 of possible 56 regular season games (including 49 starts) since joining the Patriots . . . standout season in '74 in which his 7½ sacks led team . . . honorable mention UPI all-AFC, rated among top defensive linemen in NFL by Pro Quarterback Magazine . . . Foxboro Jaycees MVP for '74 season . . . to prove versatility has started at three different positions for Patriots—DE, OT and LB.

PRO STATS: Recovered one fumble in 1971; recovered one fumble in 1973. Blocked one PAT in 1974. Games played — 1971-14, 1972-11, 1973-14, 1974-14.

SAM EDWARD ADAMS

G

6-3, 252

Prairie View

4th Yr. (W-Dallas, '71)

Born 9-20-48 at Jasper, Texas . . . three year regular at Prairie View where he played both tackle and guard . . . originally selected by Los Angeles in the supplemental draft of 1970 . . . released by Rams, he signed on with Dallas and was subsequently picked up by the Patriots prior to the '71 season and served on cab squad . . . started seven games at guard in '72 . . . moved to tackle (played both sides) in '73 and started eight games while playing in 12 games . . . also saw spot action at tight end in running situations during '73 . . . underwent successful knee surgery after '73 season . . . came back strong in '74 and started all but one game as he shifted from tackle to right guard and had great year.

PRO STATS: Recovered one fumble in 1972. Games played — 1972-7, 1973-12, 1974-14.

JOSH ASHTON, JR.**RB****6-1, 202****Tulsa****4th Yr. (D-9, 71)**

Born 8-24-49 at Eagle Lake, Texas . . . two great years at Tulsa where he holds a number of rushing records and ranks among the all-time ground gainer with 1536 yards . . . as a junior he led the Hurricanes with 851 rushing yards . . . two-time all-Missouri Valley Conference choice . . . lettered in four sports . . . capable receiver who caught 29 passes for 367 yards . . . ninth round draft choice of the Patriots in 1971 . . . spent '71 season as regular running back for British Columbia Lions of Canadian League . . . did a six months hitch with the infantry before reporting to Patriots rookie camp in '72 . . . scored a touchdown on his first carry in the NFL, a four-yarder against Atlanta . . . led Patriots ball-carriers in rookie year with 546 yards . . . 1776 Club and Foxboro Jaycees Rookie of the Year in '72 . . . missed one game during 1973 season in which he accounted for 418 yards rushing and receiving . . . missed last two games of '74 season after breaking his arm against Oakland Raiders.

PRO STATS:**RUSHING**

Year	Club	G	Att.	Yds.	Avg.	Lg.	TD
1972	Patriots	14	128	546	4.3	35	3
1973	Patriots	13	93	305	3.3	34	0
1974	Patriots	12	26	99	3.8	22	0
Totals	3 years	39	247	950	3.8	35	3

RECEIVING

Year	Club	G	No.	Yds.	Avg.	Lg.	TD
1972	Patriots	14	22	207	9.4	24+	1
1973	Patriots	13	11	113	10.3	51	0
1974	Patriots	12	0	0	0.0	0	0
Totals	3 years	39	33	320	9.7	51	1

OTHER STATS: fumbled three times in 1972; returned 15 kickoffs for 309 yards in 1972; fumbled 4 times, recovered 1 fumble in 1973, recovered one fumble in 1974.

RODRIGO (ROD) BARNES**LB****6-1, 215****Rice****3rd Yr. (W-Dallas, 74)**

Born 2-10-50 at Waco, Texas . . . all-SWC linebacker whose progress was slightly hampered by knee injury in senior year . . . seventh round draft choice of Dallas Cowboys in 1973 . . . played in every regular season game as rookie, and in the championship games of that year . . . was backup for all-Pro MLB Lee Roy Jordan . . . outstanding special teams performer . . . played in five games for Cowboys in 1974 . . . picked up by Patriots on waivers 11-11-74 and played last five games of the season for New England.

PRO STATS: Recovered one fumble in 1973 and 1974. Games played—1973-14, 1974-10.

JOHN WALTER BEASLEY**TE****6-3, 228****California****8th Yr. (W-N. O., 75)**

Born 4-6-45 at Pasadena, Calif. . . . standout tight end and linebacker at California where he also earned all-America honors as a rugby player . . . Minnesota's eighth round draft choice in 1967 . . . spent five full seasons with Vikings and missed entire 1971 campaign because of a knee injury . . . played four games with Minnesota in 1973 before moving to New Orleans on waivers . . . saw limited duty for Saints in '74 catching five passes . . . came to Patriots on waivers 5-20-75.

PRO STATS:**RECEIVING**

Year	Club	G	No.	Yds.	Avg.	Lg.	TD
1967	Minnesota	14	13	120	9.2	16	4
1968	Minnesota	14	23	289	12.6	20	0
1969	Minnesota	14	33	361	10.9	32	4
1970	Minnesota	14	17	237	13.9	40	2
1971	Minnesota	0	Injured entire season.				
1972	Minnesota	14	28	232	8.3	18	1
1973	Minnesota-N.O.	12	32	283	8.8	15	2
1974	New Orleans	14	5	85	17.0	30	0
Totals	Seven Years	96	151	1607	10.6	40	13

RONALD CLIFTON (RON) BOLTON**CB****6-2, 170****Norfolk State****4th Yr. (D-5, 72)**

Born 4-16-50 at Petersburg, Va. . . . played four years at Norfolk State as a starter and earned the reputation as a speed-demon defensive back and return specialist . . . covered the likes of Raymond Chester, Moses Denson and Frank Lewis during his college career in which he had 19 interceptions . . . on Courier all-America team, played on East squad in first Black All-Star game played in Astro-dome in 1972 . . . had a spot on Ebony all-America squad . . . fifth round draft choice of Patriots in 1972 . . . played in all 14 games (five as a starter) as a rookie . . . started all 14 games in "sophomore jinx" year . . . had a 56-yard interception return versus Philadelphia in 1973 . . . loves the challenge of covering the likes of Charley Taylor, Paul Warfield, Harold Carmichael & Co. . . . coach Fairbanks hopes all second year players show as much improvement as Bolton did from rookie to sophomore years . . . 1776 Club "Unsung Hero" Award winner in 1973, also earned John B. Kelly Trophy as Patriots most outstanding defensive player in '73 . . . caught O. J. Simpson from behind (12-9-73) prompting veteran Buffalo scribes to realize that this was an all-time first . . . fractured wrist in fourth game of '74 season but still started every game . . . seven interceptions was good enough to lead team for second straight year . . . earned UPI honorable mention for all-AFC . . . never missed a game since joining club.

PRO STATS:

		INTERCEPTIONS					
Year	Club	G	No.	Yds.	Avg.	Lg.	TD
1972	Patriots	14	0	0	0.0	0	0
1973	Patriots	14	6	65	10.8	56	0
1974	Patriots	14	7	18	4.6	10	0
Totals	3 years	42	13	83	6.4	56	0

OTHER STATS: Recovered one fumble in 1973.**KENT ALEXANDER CARTER****LB****6-3, 235****Southern Cal****2nd Yr. (FA, 74)**

Born 5-25-50 at Los Angeles, Calif. . . . two-year letterman at Los Angeles City College where he earned all-Conference honors . . . switched to Southern Cal for his last two seasons . . . 17th round draft choice of Cardinals in 1972 but was released during pre-season training camp . . . joined Patriots in 1974 and suffered knee injury in pre-season camp . . . showed great recovery and was back on the active roster for last three games, played in two of them as special teams man.

PRO STATS: Games played—1974-2.**DAVID T. (DAVE) CHAPPLE****P****6-1, 195****Cal (Santa Barbara)****5th Yr. (FA, 74)**

Born 3-20-47 at Arcadia, Calif. . . . punter and place-kicker for Cal (Santa Barbara) for three years . . . had 41 yard collegiate average, 13-29 in field goals, 84-91 on conversions . . . 49ers 10th round pick in 1969 but back injury delayed his reporting until 1970 . . . had periods with Buffalo and Minnesota before joining Rams as free agent in 1972 . . . PFW, Sporting News and UPI all-NFC in 1972 . . . led NFC in punting with 44.2 average, just 6/10ths away from being the No. 1 punter in the NFL . . . Los Angeles regular punter through 1973 and first six games of '74 before being waived . . . NFC Pro Bowl squad in 1973 . . . picked up by Patriots 11-14-74 and punted in last five games . . . had 37.2 average but great improvement with each outing.

PRO STATS:

		PUNTING					
Year	Club	G	No.	Yds.	Avg.	Lg.	Blk.
1971	Buffalo	1	3	101	33.7	47	0
1972	Los Angeles	14	53	2344	44.2	70	0
1973	Los Angeles	14	51	2079	40.8	65	1
1974	LA/Patriots	11	55	1995	36.3	57	1
Totals	4 years	40	162	6519	40.2	70	2

GAIL A. CLARK**LB****6-3, 225****Michigan State****3rd Yr. (FA, 74)**

Born 4-14-51 at Bellefontaine, Ohio . . . three year regular at Michigan State where he played middle and outside linebacker . . . was all-Big 10 as senior, honorable mention all-America, and in East-West Shrine game . . . fourth round choice of Pittsburgh in 1973 . . . waived to Bears early in season, played in 11 games with three starts . . . released by Chicago prior to start of 1974 season, signed as free agent with Patriots 10-26-74 . . . played in eight games as special teams performer.

PRO STATS: Recovered one fumble in 1973. Games played—1973-11, 1974-8.

STEPHEN PAUL (STEVE) CORBETT**G****6-4, 248****Boston College****1st Yr. (D-2a, 74)**

Born 8-11-51 at Dover, N.H. . . . first of three Eagles players selected by Patriots in 1974 . . . High School All-America and All-New Hampshire at St. Thomas Aquinas in Dover, N.H. . . . Two-year starter at guard at B.C., before switching to offensive center as a senior . . . outstanding speed made him one of the fastest linemen in collegiate football in 1973 . . . experience at center as a senior gives him ability to play either guard or center in pros . . . as a youngster, he served as ballboy for Patriots basketball team during team's off-season charity appearance in Dover, N.H. . . . majored in accounting in School of Management at B.C. . . . named first string center on Sporting News all-America team and Time magazine squad . . . sidelined by injury during '74 training camp and had to sit out entire season.

LEON MAC CROSSWHITE**RB****6-2, 215****Oklahoma****3rd Yr. (T-Det, 75)**

Born 4-28-51 at Enid, Okla. . . . three year varsity performer at Oklahoma . . . defensive back as soph, running back last two years in which he gained 1861 yards on 399 carries . . . Detroit's second round draft choice in 1973 . . . limited duty with Lions in '73, played in eight games with most work on special teams . . . took part in all 14 games during sophomore year with Detroit, again mostly as special teams player . . . scored one TD in each season with Lions . . . acquired from Detroit for draft choice on 1-28-75.

OTHER STATS: Caught one pass for 4 yards in 1973; caught three passes for 31 yards in 1974.

PRO STATS:

Year	Club	RUSHING					TD
		G	No.	Yds.	Avg.	Lg.	
1973	Detroit	8	11	30	2.7	5	1
1974	Detroit	14	12	49	4.1	9	1
Totals	2 years	22	23	79	3.4	9	2

SAMUEL LEWIS (SAM BAM) CUNNINGHAM, JR.**RB****6-3, 224****Southern Cal****3rd Yr. (D-1b, 73)**

Born 8-15-50 at Santa Barbara, Calif. . . . schoolboy all-America choice at Santa Barbara High where he was a linebacker . . . three year veteran at Southern Cal . . . squad's second most productive rusher as a sophomore (488 yds.), led the list in '71 with 755 yards until knee injury sidelined him for last two games . . . used as blocking back during his senior year and paced Trojans to national championship and Rose Bowl win over Ohio State in which he scored four TDs . . . ranks high among Southern Cal's all-time rushers with 1569 yards . . . crunching blocker and capable pass receiver . . . noted for his daring dives and short yardage bursts . . . outstanding track man who won two CIF shot put titles, also a 9.8 sprinter . . . SC track coach Vern Wolfe says he is the fastest sprinter for the first 10 yards he's ever coached . . . grid coach John McKay has said that using him as a blocking back instead of a running back may be the biggest mis-use of a player in his coaching career . . . made Kodak Coaches and NEA all-America teams . . . knee ligament strain curtailed his activity in annual Chicago All-Star game . . . Patriots second choice in the first round of the 1973 draft . . . knee condition delayed his breaking into Patriots lineup, he played in all 14 games

and started 10 . . . led team in rushing with 516 yards which ranks best rookie totals in club's history, among the best by any Patriot ball carrier . . . one of five finalists for AFC Rookie of the Year title . . . well on his way to a sensational year in '74 until he suffered a broken leg vs. Jets in 10th game . . . three rushing TDs vs. Bills on 10-20-74 set new club record . . . had 1025 yards in rushing and receiving . . . named UPI second team all-AFC . . . earned MVP honors from 1776 Club, Third Down Award winner.

PRO STATS:

		RUSHING					
Year	Club	G	Att.	Yds.	Avg.	Lg.	TD
1973	Patriots	14	155	516	3.3	25	4
1974	Patriots	10	166	811	4.9	75†	9
Totals 2 years		24	321	1327	4.1	75†	13
		RECEIVING					
Year	Club	G	No.	Yds.	Avg.	Lg.	TD
1973	Patriots	14	15	144	9.6	34†	1
1974	Patriots	10	22	214	9.7	37	2
Totals 2 years		24	37	358	9.7	37	3

OTHER STATS: Fumbled 10 times, recovered two fumbles for minus 2 yards in 1973, fumbled twice in 1974.

DOUGLAS MARVIN (DOUG) DUMLER

C

6-3, 242

Nebraska

3rd Yr. (D-5, 73)

Born 12-15-50 at Hoisington, Kan. . . . product of Chicago . . . started college career as a tight end, red-shirted as offensive tackle and then played three seasons as the starting center . . . two-time Academic all-Big 8 choice . . . All-Big 8 second team two years, honorable mention all-America team . . . played in three Orange Bowl games and the 1973 Senior Bowl . . . behind Oklahoma's Tom Brahaney in most polls, but selected ahead of him in college draft . . . Patriots fifth round choice in the '73 draft . . . first center drafted by the Patriots since 1964 . . . backed up Bill Lenkaitis for past two seasons but snaps on all PATs, punts and field goals.

PRO STATS: Fumbled once in 1973. Games played—1973-14, 1974-14.

MAURICE A. (MAURY) DAMKROGER

LB

6-2, 230

Nebraska

2nd Yr. (D-7, 74)

Born 1-8-52 at Cambridge, Neb. . . . hard-hitting fullback at Nebraska . . . best known as an outstanding blocker . . . had a 4.2 rushing average for three varsity seasons . . . native of Lincoln, Nebraska, where he earned All-State honors in football, basketball and baseball and Athlete-of-the-Year honors at Northeast High School . . . played baseball for Cornhuskers as a catcher in 1972, but gave up the sport to concentrate on football as a senior . . . Dad (Ralph) is a former Nebraska end who played in late 40s . . . converted to linebacker in pros . . . played in 11 games during rookie season of '74 as special teams performer until injury shelved him.

PRO STATS: Games played—1974-11.

WILLIAM FRANK (BILL) DU LAC

G

6-4, 260

Eastern Michigan

2nd Yr. (FA, 74)

Born 1-15-51 at Detroit, Mich. . . . played four seasons as guard/tackle for Eastern Michigan, captained '72 team . . . in '71 Pecan Bowl game . . . LA's 7th round choice in 1973 as an offensive tackle . . . waived by Rams in pre-season, signed by Patriots as free agent and traded to Green Bay on 8-9-73 for OT Kevin Hunt . . . later waived by Packers . . . second shot with Patriots when resigned as FA 4-4-74 . . . opened '74 season as starting guard but ankle injury hampered him . . . played in 13 of the 14 games in '74, guard and special teams.

PRO STATS: Games played—1974-13.

SANDY VINCENT DURKO**S****6-1, 186****Southern Cal****5th Yr. (W-Cinn., '73)**

Born 8-29-48 at West Covina, Calif. . . . three year performer as cornerback at Southern Cal where he earned honorable all-America recognition as well as spots on the All-West Coast and all-Pac 8 first units . . . played in the Hula Bowl . . . Cincinnati's fourth round choice in the 1970 draft after great Rose Bowl performance in which he shutout his receiver, set up a TD with an interception and had two good punt returns . . . in first pro game (pre-season) he had 67-yard TD return with an interception . . . suffered knee injury in first game of rookie year and sat out balance of the season . . . played every game for the Bengals in '71 but another injury sidelined him for '72 season . . . started all '73 games as free safety for Patriots after being picked up on waivers from Cincinnati . . . at one time or another during '73 season he played with — lacerated eye, broken rib, sprained ankle, broken nose, sprained back, fractured wrist that required a cast . . . started first four games of '74 before back injury forced him to miss three outings . . . came back to play in all remaining games.

PRO STATS:

Year	Club	INTERCEPTIONS					
		G	No.	Yds.	Avg.	Lg.	TD
1970	Cincinnati	1	0	0	0.0	0	0
1971	Cincinnati	14	4	46	11.5	25	0
1972	Cincinnati	Injured entire season					
1973	Patriots	14	3	26	8.7	16	0
1974	Patriots	11	0	0	0.0	0	0
Totals	4 years	40	7	72	10.3	25	0

OTHER STATS: Carried once for 4 yards in 1971; returned 6 punts for 14 yards and fumbled once in 1971; returned three punts for 21 yards, made two fair catches and fumbled twice in 1973; one punt return for 1 yard, one fair catch, one kickoff return for 0 yards in 1974.

ALLEN ROSS GALLAHER**OT****6-3, 255****Southern Cal****2nd Yr. (D-4, '73)**

Born 11-13-50 at San Fernando, Calif. . . . three year varsity performer at Southern Cal as guard and tackle . . . played in 1973 Rose Bowl . . . Patriots fourth round draft choice in 1973 . . . injury kept him on the shelf during first season . . . great rebound in 1974 season when he took part in every game, mostly as a special teams player.

PRO STATS: Games played—1974-14.

ROBERT ERIC (BOB) GEDDES**LB****6-2, 240****UCLA****4th Yr. (FA, '73)**

Born 4-22-46 at Seattle, Wash. . . . launched collegiate career at Riverside Jr. College, transferred to UCLA where he made honorable mention all-America honors as a defensive end in 1969 . . . first team choice on UPI and all-West Coast . . . played in Blue-Gray game . . . 14th round draft choice of Los Angeles in 1970 . . . Rams switched him to linebacker and he rode the cab squad during first season . . . switched to Denver on waivers in '71 and was on reserve list for entire season . . . played all 14 games for Broncos in '72, started final three games . . . made 21 tackles and 15 assists during first active season . . . joined Patriots in mid-season of '73 and played in two games . . . in '74 he started in five of the nine games in which he played before being sidelined by injury . . . had two interceptions in '74, one a 29-yarder for a TD against Jets.

PRO STATS: Two interceptions for 32 yards in '74, one for TD. Games played—1970-0, 1971-0, 1972-14, 1973-2, 1974-9.

NEIL HOWARD GRAFF**QB****6-3, 200****Wisconsin****2nd Yr. (FA, 74)**

Born 1-12-50 at Sioux Falls, S. Dakota . . . played three varsity seasons for Badgers . . . great senior year in which he set four passing records, new total offense mark, team MVP and all-Big 10 honors . . . played in Blue-Gray and American Bowl games . . . 16th round draft choice of Minnesota in 1972 . . . on Vikings cab squad in '72, returned to school in '73 to complete graduate work in Business and Finance . . . signed as free agent with Patriots on 4-9-74 . . . active for entire season as Plunkett backup . . . also served as holder for all FG and conversions.

PRO STATS: Completed one pass for 20 yards in 1974. Games played—1974-14.

LEON GRAY**OT****6-3, 256****Jackson State****3rd Yr. (W-Miami, 73)**

Born 11-15-51 at Olive Branch, Miss. . . . all-around student/athlete throughout high school and college careers . . . great schoolboy performer who was also president of the Student Government Association and high school band (trumpet player) . . . four year performer at Jackson State . . . flood of honors in senior year—team MVP, all-SWAC, Playboy and Ebony all-America squads, Pittsburgh Courier squad . . . National Football Hall of Fame Honor Student, in Who's Who Among College Athletes and American College Students . . . one of 10 children . . . known as "Big Dog" at Jackson State because of his size (295 pounds) . . . third round draft choice of Miami in 1973 . . . Patriots picked him up on waivers from Dolphins on final cut . . . played in last nine games of the season, eight starting assignments at left tackle . . . continued great development during '74 season as he started all 14 games and won high plaudits for his work against some of the best defensive linemen in the NFL . . . key factor in dropping quarterback sacks to just 21 during past season.

PRO STATS: Recovered one fumble in 1973. Games played—1973-9, 1974-14.

RAYMOND LEE (SUGAR BEAR) HAMILTON**NT****6-1, 245****Oklahoma****3rd Yr. (D-14, 73)**

Born 1-20-51 at Omaha, Neb. . . . one of 12 children . . . outstanding three sport (football, track and wrestling) in high school . . . three year varsity veteran at Oklahoma who had a shot at five different positions . . . settled at defensive tackle and because of his speed and quickness was regarded as the kingpin of the OU pass rush . . . honored as the National Lineman of the Week on one occasion . . . two-time all-Big 8 all-star . . . Dean's List student . . . nickname of "Sugar Bear" has hung over from his teenage days . . . Patriots 14th round selection in 1973 draft, originally projected as linebacker . . . outstanding rookie season in which he started every game as left defensive end . . . tied for team lead in quarterback sacks with seven . . . also tied for club lead in fumble recoveries with two . . . won Foxboro Jaycees "Unsung Hero" Award . . . defensive line coach Hank Bullough feels that Hamilton has the all-important reach to be able to make the first move on the opposing linemen . . . rated as one of the best pass-rushers since Bob Dee and Larry Eisenhauer . . . moved into nose tackle spot in '74 as Patriots switched to three-man front . . . had great season . . . five sacks and two fumble recoveries . . . ranked as one of the top defensive linemen in NFL by Pro Quarterback magazine survey . . . has started every game since becoming pro.

PRO STATS: Recovered two fumbles in 1973; recovered two fumbles in 1974. Games played—1973-14, 1974-14.

JOHN ALLEN (HAM HOCKS) HANNAH**G****6-2, 265****Alabama****3rd Yr. (D-1a, 73)**

Born 4-4-51 at Canton, Ga. . . . three sport (football, track, wrestling) standout in high school and college . . . nicknamed "Ham Hocks" by college line coach . . . earned eight varsity letters at Alabama as

well as coach Bear Bryant naming him as the best offensive lineman he had ever coached . . . two-time all-America choice who swept up every award available to an offensive lineman during his final season with the Crimson Tide — included were all-America honors from Walter Camp, NEA, Football News, AP, UPI, Gridiron Magazine, Time, Sporting News, Universal Sports; Lineman of the Year from Touch-down Clubs in Columbus (Ohio), Miami, Birmingham, Washington, Atlanta . . . all-SWC three times . . . Jacobs Awards for blocking . . . one of four finalist for Lombardi Award . . . heaviest player in Alabama history . . . father (Herb) played in NFL with Giants . . . Patriots first of three choices in the first round of 1973 draft, fourth player selected from college ranks, after great showing in Cotton and Hula Bowl games . . . made good showing against Miami Dolphins in College all-star game . . . dispelled all fears about his ability to make the switch from straight ahead blocking required in Wishbone to drop-back and pulling required in pros . . . freak accident produced a broken leg and caused him to miss final game of the 1973 season after starting 13 straight games . . . outstanding rookie season produced more honors — on Pro Football Weekly and Football Digest all-Rookie teams, Rookie of Year with Foxboro Jaycees and 1776 Club, Cardinal Cushing Trophy as Patriots MVP on offense . . . development continued during '74 as he was key factor in protecting the quarterback and helping running game to go over 2000-yards for first time in club's history . . . started all 14 games . . . named starter on Sporting News and Pro Quarterback all-AFC teams, honorable mention on UPI all-AFC.

PRO STATS: Recovered one fumble and returned one kickoff for 0 yards in 1973; recovered one fumble for two yards and TD in 1974. Games played—1973-13, 1974-14.

CRAIG LEWIS HANNEMAN

DE

6-4, 245

Oregon State

4th Yr. (T-Pitt, 74)

Born 7-1-49 at Salem, Oregon . . . outstanding defensive tackle for OS for three seasons . . . earned second team AP all-America honors as senior, played in three post-season bowl games . . . Pittsburgh's sixth round draft choice in 1971 . . . on cab squad first year, made squad as DE (goal line defense and special teams) in 1972 when he played in all but one game . . . Steelers third DE in 1973 . . . started all six pre-season games for Pittsburgh in 1974 . . . acquired by Patriots via Trade on 9-11-74 . . . missed five games during past season, but saw a lot of action.

PRO STATS: Recovered one fumble in 1974. Games played—1972-13, 1973-14, 1974-9.

MACK W. (MINI MACK) HERRON

RB

5-5, 175

Kansas State

3rd Yr. (FA, 73)

Born 7-24-48 at Biloxi, Miss. . . . product of the west side of Chicago . . . launched collegiate career at Hutchinson (Ka.) Jr. College . . . won National Jr. College dash title . . . sensational senior season (1969) at Kansas State . . . led team in rushing with 506 yards on 127 carries, top receiver in Big 8 with 52 for 652 yards, second leading major college scorer in nation behind Oklahoma's Steve Owens (Detroit Lions) with 126 points on 21 touchdowns . . . All-Big 8 and Football News and Sporting News all-America choice . . . won 100-yard dash in Kansas Relays . . . played in North-South, All-American and Senior Bowl games . . . sixth round draft choice of Atlanta in 1970, but signed on with Winnipeg of CFL where he played three great seasons . . . made CFL Western Division all-star team in 1971 and '72, all-Canadian League in '72, and runnerup for league MVP '72 . . . CFL fifth leading scorer in '72 with 96 points, leading TD maker with 16, top rusher with 1527 yards on 258 carries . . . established CFL kickoff return record with a 120-yarder against Edmonton . . . waived out of CFL and was selling jeans in Chicago when Patriots scout Dick Steinberg (his college coach) alerted club of his availability . . . used to be called "Scoe" (correct spelling) because he scored so many touchdowns . . . became the darling of the fans with his wreckless and productive returns . . . broke eight

Patriots individual return records in 1973 and tied another . . . led NFL in kickoff return yardage (1092) and with just one season under his belt ranked fifth on the Patriots all-time combined return list with 1374 yards . . . only O. J. Simpson turned in more yards for his team than Mini Mack in '73 season with his 1839 tally . . . had Patriots longest TD run of the year, a 10-yarder against Buffalo . . . named MVP by both Foxboro Jaycees and 1776 Club . . . second year jinx didn't bother Mack as he turned in sensational '74 campaign . . . became starting running back in addition to return specialist and led team in every department . . . established nine new records and equalled three others . . . his 2444-yard output was enough to shatter the 1966 NFL combined yardage record set by Gale Sayers . . . accounted for nearly 40 per cent of the Patriots yardage in '74 . . . won Special Achievement Award from 1776 Club and was Gold Helmet of the Year winner . . . goes into '75 season as AFC's No. 3 active punt returner, 13th in kickoff returns . . . needs 219 yards to become Patriots all-time combined return leader.

PRO STATS:

		KICKOFF RETURNS						
Year	Club	G	No.	Yds.	Avg.	Lg.	TD	
1973	Patriots	14	41	1092	26.6	92†	1	
1974	Patriots	14	28	629	18.0	62	0	
Totals	2 years	28	69	1721	24.9	92†	1	
		PUNT RETURNS						
Year	Club	G	No.	FC	Yds.	Avg.	Lg.	TD
1973	Patriots	14	27	8	282	10.4	54	0
1974	Patriots	14	35	4	517	14.8	66	0
Totals	2 years	28	62	12	799	12.9	66	0
		RUSHING						
Year	Club	G	No.	Yds.	Avg.	Lg.	TD	
1973	Patriots	14	61	200	3.3	17	2	
1974	Patriots	14	231	824	3.6	28	7	
Totals	2 years	28	292	1024	3.5	28	9	
		RECEIVING						
Year	Club	G	No.	Yds.	Avg.	Lg.	TD	
1973	Patriots	14	18	265	14.7	29	1	
1974	Patriots	14	38	474	12.5	48	5	
Totals	2 years	28	56	739	13.2	48	6	

OTHER STATS: Fumbled seven times, recovered three fumbles in 1973, fumbled 12 times, recovered three fumbles in 1974.

SAMUEL KAY (SAM) HUNT

LB

6-1, 240

Stephen F. Austin

2nd Yr. (D-15, 74)

Born 8-6-51 at Longview, Texas . . . four year starter . . . led team to best-ever 9-3 record in '73 . . . defensive MVP in Poultry Game at Gainesville, Ga. . . two-time Defensive Player of the Week in Lone Star Conf. in 1973 . . . anchored defense as middle linebacker and team co-captain . . . seven interceptions, one for TD in '73 . . . averaged 10 tackles per game during 35 varsity games . . . conference "Freshman of the Year" in '70 . . . surprise of the '74 draft for Patriots . . . stepped into starting job as inside linebacker in 3-4 defense . . . had one sack and three interceptions to his credit . . . made all-Rookie teams of Pro Football Weekly and Football Digest . . . named Rookie of the Year by 1776 Club.

PRO STATS: Had three interceptions for 66 yards. One kickoff return for 21 yards in 1974. Games played—1974-14.

EDDIE JAY (ED) JENKINS

RB

6-2, 210

Holy Cross

3rd Yr. (W-Buff, 74)

Born 8-31-50 at Jacksonville, Fla. . . . raised in New York area and had outstanding football-basketball career at St. Francis Prep . . . played linebacker, wide receiver and running back at Holy Cross . . . No. 2 rusher and No. 3 receiver in senior year . . . 11th round draft choice of Miami in 1972 and rode cab squad most of season . . . missed entire 1973 season . . . the Patriots secured his service via waivers from Buffalo on 11-27-74 . . . he took part in the last three

games of the season, basically on special teams . . . he had played one game for the Giants and eight for the Bills before reaching the Patriots.

PRO STATS: Recovered one fumble in 1974. Games played—1972-3, 1973-0, 1974-12.

ANDERSON SIDNEY (ANDY) JOHNSON

RB

6-0, 200

Georgia

2nd Yr. (D-5a, 74)

Born 10-18-52 at Athens, Ga. . . . college quarterback projected as a running-back . . . All-America quarterback in 1969 at Athens High School and led team to the State AAA title, all-region selection in basketball and baseball . . . No. 1 performer on Georgia freshman team in 1970 with a total offense of 1078 yards in five games (681 yards passing on 39 out of 84 and 397 rushing on 73 attempts) . . . his rushing total set a freshman record . . . took over varsity spot in 1971 and was named the nation's top sophomore quarterback by Football News as he was No. 2 rusher in the SEC with 87 yards per game and runnerup for SEC scoring honors with 78 points on 13 touchdowns . . . defeated Maryland 17-16 in thrilling '74 Peach Bowl . . . 1799 total rushing figure was all SEC record . . . averaged 4.2 yards per carry rushing for three varsity seasons, 431 carries for 1799 yards . . . played in every game as rookie in NFL, three starting assignments as wide receiver and rest as running back and special teams performer . . . also saw duty as return specialist.

PRO STATS:

RECEIVING

Year	Club	G	No.	Yds.	Avg.	Lg.	TD
1974	Patriots	14	8	147	18.4	34	0

OTHER STATS: Returned 15 kickoffs for 303 yards, rushed twice for minus 4 yards, recovered 1 fumble, had 3 fair catches in 1974. Games played: 1974-14.

SHELBY LEWIS JORDAN

OT

6-7, 260

Washington (Missouri)

1st Yr. (FA, 74)

Born 1-23-52 at St. Louis, Mo. . . . small college all-American and honorable mention AP Little all-America in 1972 . . . four year varsity performer, three as defensive tackle and senior year as all-conference linebacker . . . Houston's 7th round choice in 1973 . . . cab squad, injured reserved and waived during '73 . . . signed as free agent with Patriots 4-2-74 . . . showed great promise during '74 training camp before injury sidelined him for entire season . . . has responded extremely well to rebuilding program and is ready for '75.

GEORGE STEPHEN (STEVE) KING

LB

6-4, 230

Tulsa

3rd Yr. (FA, 73)

Born 6-10-51 at Quinton, Okla. . . . played three seasons at Tulsa as linebacker and defensive end . . . as a junior he made 20 tackles against Louisville and was named Missouri Valley lineman of the week . . . honored as league's top tackling lineman in 1972 . . . signed as free agent in 1973 and played in seven games, mostly as a special teams performer . . . earned starting spot as outside linebacker in '74 as team went to four linebacker alignment . . . had 3½ sacks to his credit during standout season.

PRO STATS: Intercepted one pass for 9 yards in 1974. Games played—1973-7, 1974-14.

WILLIAM EDWARD (BILL) LENKAITIS

C

6-4, 250

Penn State

8th Yr. (W-S.D. 71)

Born 6-30-46 at Cleveland, Ohio . . . "The Doctor" received his dental degree during the 1973-74 off-season . . . Science major (Dean's List and National Honor Society) at Penn State where he played center for three seasons under Rip Engle and Joe Paterno . . . captained the Lions in 1967 . . . All-East and honorable mention all-America in

senior year . . . played in Gator, Hula, All-American and College All-Star games . . . second round draft choice of San Diego in 1968 . . . joined Chargers mid-way through '68 season and made kickoff tackle on his first pro play . . . became starting guard in 1970 . . . Patriots picked him up on waivers prior to start of 1971 season during which he was fulltime guard, part time center and solid special teams performer . . . waived on final pre-season cut in '73 but recalled after second game when center Jon Morris injured his knee . . . played remaining 12 games at center despite fact he had hardly played the position since 1967 . . . started every game at center during '74 season . . . his experience big factor in continued development of offensive line . . . for his steady work, he was named winner of the Unsung Hero award by 1976 Club . . . started working as a dentist during '74-'75 off-season.

PRO STATS: Recovered one fumble in 1970. Games played—1968-6, 1969-14, 1970-9, 1971-14, 1972-14, 1973-12, 1974-14.

MELVIN T. (MEL) LUNSFORD

DE

6-3, 260

Central State (Ohio)

3rd Yr. (T-Wash. 73)

Born 6-13-50 at Cincinnati, Ohio . . . standout three year performer at Central State,, Ohio where he played in 35 straight games . . . NAIA all-America choice in 1970 and '71 . . . three time District 22 all-star . . . played in Blue-Gray and Black all-star bowl games . . . Oakland's third choice in the 1972 draft . . . stops at Atlanta and Washington before arriving at Patriots in trade for draft choice during 1973 pre-season . . . was on 47-man roster for entire season, played in four games . . . another player whose input increased greatly with switch to three man front . . . missed one game in 1974, but started all others at end spot . . . turned in five sacks and had a fumble recovery.

PRO STATS: Recovered one fumble in 1974. Games played—1973-4, 1974-13.

ROBERT HENRY (BOB) MC CALL

RB

6-0, 205

Arizona

2nd Yr. (W-Cinn. 73)

Born 4-26-50 at Sarasota, Fla. . . top high school athlete who was also president of the Letterman Club, on the Student Council and served as sports editor of the yearbook . . . three year veteran at Arizona, still holds a half dozen rushing records . . . played in 1972 North-South game and was named the game's most inspirational player . . . in senior year he had 228 carries for 1182 yards . . . fifth round draft choice of Cincinnati in 1973 . . . Patriots picked him up on waivers late in the pre-season . . . took part in eight games, started at running back against Green Bay Packers . . . missed entire 1974 season because of injury.

PRO STATS:

		RUSHING					
Year	Club	G	Att.	Yds.	Avg.	Lg.	TD
1973	Patriots	8	10	15	1.5	14	0
1974	Patriots		Injured reserved.				
Totals	2 years	8	10	15	1.5	14	0

OTHER STATS: Caught three passes for 18 yards, returned two kick-offs for 17 yards, fumbled four times and recovered two fumbles in 1973.

PRENTICE MC CRAY, JR.

S

6-1, 187

Arizona State

2nd Yr. (FA, 74)

Born 3-1-51 at Stockton, Calif. . . two-year starter at cornerback for Arizona State and also served as punt return specialist . . . four interceptions over career, returned two for touchdowns to equal college record . . . Detroit's 8th round choice in 1973 draft . . . Lions' cut him late in pre-season . . . signed on with Patriots as a free agent on 4-3-74 . . . strong training camp showing earned him starting safety job which he held for entire season . . . had three interceptions for 61 yards and one fumble recovery during '74 . . . made all-rookie teams with Football Digest and Pro Football weekly.

PRO STATS: Three interceptions for 61 yards; recovered one fumble in 1974. Games played—1974-14.

ANTHONY EUGENE (TONY) MC GEE**DE****6-4, 245****Bishop (Texas)****5th Yr. (T-Chi, 74)**

Born 1-18-49 at Battle Creek, Mich. . . . two year performer at Wyoming before switching to Bishop (Dallas) to finish collegiate career . . . Chicago's third round draft choice in 1971 . . . played in 42 consecutive games for Bears over three seasons as regular defensive lineman (tackle and end) . . . figured in 16 sacks and seven fumbles while at Chicago . . . traded to the Patriots just prior to opening of the 1974 season . . . played in all 14 games (started against Cleveland) and turned in 4½ sacks . . . has now played in 56 consecutive games as a pro.

PRO STATS: Recovered three fumbles in 1971; recovered four fumbles in 1973. Games played—1971-14, 1972-14, 1973-14, 1974-14.

ALBERT CALVIN (AL) MARSHALL**WR****6-2, 190****Boise State (Idaho)****2nd Yr. (FA, 74)**

Born 5-16-51 at Monroe, La. . . . grew up in Santa Cruz, Cal. . . . three year veteran at Boise State . . . all-Big Sky and three different all-America teams as senior . . . in final season he caught 55 passes for 1003 yards and nine touchdowns . . . Denver's 10th round draft choice in 1973 . . . stuck with Broncos until final pre-season cut . . . joined Patriots as free agent 4-8-74 . . . sensational pre-season in which he caught nine passes for 123 yards . . . shoulder forced him on to injury reserve list until he re-joined team for last four games in which he participated.

PRO STATS: Caught one pass for 17 yards and TD in 1974. Games played—1974-4.

JAMES LEE (JIM) MASSEY**CB****5-11, 198****Linfield (Oregon)****2nd Yr. (FA, 74)**

Born 5-24-48 at McMinnville, Oregon . . . attended Neah-Nah-Nie High School in Rockway, Oregon . . . three year performer for Linfield as running back where he gained 1709 yards and had 21 touchdowns . . . all-Northwest Conference selection as senior . . . Los Angeles' 10th round choice in 1972 . . . waived after playing in six pre-season games . . . played 1973 season with B.C. Lions . . . joined Patriots as free agent on 4-11-74 . . . played opening game of '74, missed next two and was then placed on injured reserve list for remainder of season.

PRO STATS. Games played—1974-1.

LARRY JACK (JACK) MILDREN**S****6-1, 200****Oklahoma****4th Yr. (T-Balt. 74)**

Born 10-10-49 at Kingsville, Texas . . . great collegiate career under Chuck Fairbanks at Oklahoma where he still holds a number of rushing records . . . three year performer . . . honors earned as senior included: Big 8 and all-America honorable mention, Big 8 Academic team who ranked in top 10 seniors, Chevrolet Offensive Player of the Year, Oklahoma Athlete of the Year . . . played in Hula and Sugar bowls . . . Texas born and Oklahoma educated is enough to understand his college major—Petroleum Land Management . . . rushed for 1140 yards as a Sooner senior, most ever in NCAA history by a quarterback . . . career totals show 495 rushes for 2342 yards; in passing he was 164-346-3015 yards and 25 TDs . . . won Ernie Davis Memorial Award for Leadership in Coaches All-American Game in Lubbock . . . Baltimore's second round draft choice in 1972 . . . Colts converted him to safety and utilized him as special teams player in rookie year . . . in 1973 he started 12 of 14 regular season games . . . Patriots acquired his services for a choice during the 1974 draft session . . . played every game during 1974, started 10 times at safety spot . . . tied for club lead in fumble recoveries with two, picked off three interceptions for 51 yards.

INTERCEPTIONS

Year	Club	G	No.	Yds.	Avg.	Lg.	TD
1972	Baltimore	14	0	0	0.0	0	0
1973	Baltimore	14	0	0	0.0	0	0

1974	Patriots	14	3	51	17.0	41	0
Totals	3 years	42	3	51	17.0	41	0

PRO STATS: Threw one incomplete pass, returned one kickoff for one yard, rushed three times for eight yards, fumbled once and recovered two fumbles in 1972; rushed twice for 14 yards in 1973, recovered two fumbles for 5 yards in 1974.

ARTHUR CLARK (ART) MOORE

NT

6-5, 253

Tulsa

3rd Yr. (W-S.F. 73)

Born 4-4-51 at Daingerfield, Texas . . . three year performer at Tulsa who earned all-Missouri Valley honors in 1972 . . . once made 23 tackles in a game against Montana . . . in senior year he had 32 tackles and 58 assists . . . sixth round draft choice of San Francisco in 1973 . . . 49ers worked him at defensive tackle but also took a look at him on the offensive line . . . Patriots picked him up via waivers in the final cut of 1973 . . . played in all but one regular season game as a rookie . . . led team with two blocked field goals, also had four sacks to his credit . . . shared nose tackle spot with Ray Hamilton during 1974 until sidelined by injury . . . was having a standout year until cut down.

PRO STATS: Recovered one fumble, blocked two field goals in 1973. Blocked one field goal and one PAT in 1974. Games played—1973-13, 1974-11.

JON NICHOLSON MORRIS

C

6-4, 248

Holy Cross

12th Yr. (D-4 64)

Born 4-5-42 at Washington, D.C. . . . sensational three sport athlete at Gonzaga High School and Daily News "Athlete of the Year" in 1960 . . . father (John) was Washington Bureau correspondent for New York Times . . . center and linebacker at Holy Cross for three seasons . . . Varsity Club Athlete of the Year and Lineman of the Year in 1963 . . . other senior year honors included: team captain, AP All-East, Williamson all-America, College all-star game vs. Bears, Senior Bowl . . . Green Bay Packers No. 2 draft choice in 1964 but passed up late Vince Lombardi's offer to sign with Patriots who had drafted him in No. 3 spot . . . 1776 Club Rookie of the Year in 1964, Unsung Hero in 1965 and '72 . . . played in seven post-season all-star games (six AFL, one NFL Pro Bowl) . . . Washington Touchdown Club toasted him as area's top athlete in 1967 . . . made 1971 trip to Vietnam with other NFL players . . . inducted into Holy Cross Hall of Fame in 1973 . . . played in 128 games for Patriots (eighth best individual record in club's history) until felled by knee injury in second game of '73 . . . although he played in only three games, Jon was active for every game of the 1974 season . . . he has now played in 131 games for Patriots, seventh best all-time.

PRO STATS: Fumbled three times in 1967; recovered one fumble in 1968; fumbled once in 1971. Games played—1964-14, 1965-14, 1966-14, 1967-14, 1968-14, 1969-14, 1970-14, 1971-14, 1972-14, 1973-2, 1974-3.

STEVEN LEE (STEVE) NELSON

LB

6-2, 230

North Dakota State

2nd Yr. (D-2b, 74)

Born 4-26-51 at Farmington, Minn. . . . aggressive, hard-hitting player . . . known for making the big play in crucial situations . . . played under former NDSU coach Ron Erhardt, Patriots' offensive back-field coach . . . MVP of squad as both junior and senior . . . team captain in 1973 . . . played defensive end as a sophomore, strong-side linebacker for last two years . . . earned all-North Central Conference honors at both DE and LB . . . three-sport standout at Anoka (Minn.) High, earning all-state honors in football under tutelage of his father, Stan, a highly-successful coach for more than 20 years . . . played freshman season at Augsburg College (Minn.) before joining Bisons as a sophomore . . . in rookie year with Patriots he had starting inside linebacker spot in 1974 opener but injury forced him to miss next three games . . . won back starting job for last 10 games of the year . . . had one fumble recovery and one sack.

PRO STATS: Recovered one fumble 1974. Games played—1974-11.

THOMAS OLIVER (TOM) NEVILLE, JR.
6-4, 253 **Mississippi State**

OT
11th Yr. (D-7 65)

Born 8-12-43 at Montgomery, Alabama . . . three year performer at Miss. State . . . two-time all-SEC choice and second team all-America selection . . . standout in Liberty Bowl and Blue-Gray game . . . was drafted 9th by Pittsburgh, but accepted offer from Patriots who selected him seventh in the 1965 draft . . . had missed only two games over first eight years with Patriots until torn groin muscle sidelined him for six games at mid-season of 1973 . . . quiet but effective performer who broke into starting lineup as rookie in 1965 and was AFL all-star as a sophomore . . . his home town of Montgomery honored him with a "Tommy Neville Appreciation Day" on April 19, 1971 . . . started all 14 games at right tackle in 1974 and had an outstanding season . . . has now played 132 games for Patriots, only five players have played more . . . 1776 Club "Sargent Award" winner on vote of fellow players.

PRO STATS: Recovered one fumble in 1967, 1970, 1971, and 1973. Games played—1965-14, 1966-14, 1967-14, 1968-14, 1969-14, 1970-13, 1971-14, 1972-13, 1973-8, 1974-14.

JAMES WILLIAM (JIM) PLUNKETT
6-2, 212 **Stanford**

QB
5th Yr. (D-1 71)

Born 12-5-47 at San Jose, Calif. . . . started playing quarterback as an eighth grader and led his junior high team to a county championship . . . five sport (track, baseball, wrestling, basketball and football) in high school . . . won scholarship to Stanford where he focused complete attention on football . . . quarterbacked the frosh team in '66 after undergoing surgery for removal of a thyroid tumor in his neck in September of that season . . . red-shirted in 1967 and made most auspicious collegiate debut on 9-21-68 by hitting on 10 of 13 for 277 yards and four touchdowns . . . in his first year he was 142-268-2156 and 14 touchdowns. That was more yardage thru the air than any other player in the history of the Pac-8 . . . the following year he was 197-336-2673-20 to shatter more Pac-8 records . . . passed up 1969 draft (because of red-shirt year) in order to stick with Stanford team . . . his senior year produced 191-358-27-15-18. . . . in post-season play he was the hero of Stanford's sensational 27-17 Rose Bowl win over Ohio State on New Year's Day of 1971 . . . his three varsity seasons produced 530 completions out of 962 attempts for 7544 yards and 52 touchdowns in regular season play . . . the honors were heaped on top of him as he made every all-America team in addition to winning both the Heisman Trophy and Maxwell Award . . . still holds a number of Conference and NCAA passing records . . . played in Hula and Coaches all-American games as well as the big Chicago all-Star game . . . first player taken in the 1971 draft when Patriots selected him as their top choice . . . lived up to his advance billing during rookie year by stepping in as starting quarterback and accomplished an NFL first by leading offense in every play of all 14 games . . . earned Rookie of the Year honors from Sporting News, NEA, Pro Football Weekly, UPI and AP . . . his 19 TD passes ranks second only to Giants' Charley Conerly for rookie performance . . . continued to show improvement during second and third seasons with high point being 348-yard game against Packers (first since Babe Parilli did it 12-17-66) in 1973 campaign . . . in 1974 he stretched string of starting assignments to 56 games, every one since joining Patriots . . . has had a hand in about 55 per cent of all touchdowns (70 out of 127) scored by club during his four seasons . . . with 59 TD passes to date, averages out to better than one per game . . . triggered second highest scoring offense (258 points) in NFL during '74 . . . only five quarterbacks in NFL threw for more yards than Jim last season.

PRO STATS:

PASSING

Year	Club	G	Att.	Comp.	Yds.	Pct.	TD	Int.	Lg.	LAP
1971	Patriots	14	328	158	2158	48.2	19	16	88†	36-319
1972	Patriots	14	355	169	2196	47.6	8	25	62	39-385
1973	Patriots	14	376	193	2550	51.3	13	17	64	37-350
1974	Patriots	14	352	173	2457	49.1	19	22	69†	21-174
Totals 4 years		56	1411	693	9361	49.1	59	80	88†	133-1228

RUSHING

Year	Club	G	Att.	Yds.	Avg.	Lg.	TD
1971	Patriots	14	45	210	4.7	16	0
1972	Patriots	14	36	230	6.4	21	1
1973	Patriots	14	44	209	4.8	20	5
1974	Patriots	14	30	161	5.4	37	2
Totals	4 years	56	155	810	5.2	37	8

OTHER STATS: Fumbled six times in 1971; fumbled six times and recovered one fumble in 1972; fumbled six times and recovered one fumble in 1973; fumbled four times, recovered one fumble in 1974.

JOHN MAURICE (DEAC) SANDERS

S

6-1, 178

South Dakota

2nd Yr. (FA, 74)

Born 1-11-50 at Chicago, Ill. . . . three year collegiate veteran who played corner, safety and wide receiver in addition to serving as punt return specialist . . . all-Conference honors two years, honorable Little all-America as senior . . . was a world history teacher in Kansas City when Patriots signed him as free agent on 4-3-74 . . . back-up safety at outset of 1974 season but became starting cornerback after four games . . . recovered one fumble during the past season.

PRO STATS: Intercepted 5 passes, scored one 23-yard TD; recovered one fumble in 1974.

STEVEN WILLIAM (STEVE) SCHUBERT

WR

5-10, 185

Massachusetts

2nd Yr. (FA, 74)

Born 3-15-51 at Brooklyn, N.Y. . . . standout at UMass where he was a three year starter . . . caught 51 passes for 989 yards and 11 touchdowns . . . best game was 80-yard punt return for TD, two scores on receptions, 150-yards gained through the air . . . all-Conference, all-New England, Kodak all-America (small college) and team MVP as senior . . . free agent tryout with San Diego in 1973 . . . returned to local area to earn all-star honors in Atlantic Coast League playing with NE Colonials . . . signed as free agent with Patriots on 5-13-74 . . . played in eight games during 1974, started against Bills and Vikings . . . worked as wide receiver and standout special teams player . . . first reception as a pro was good for touchdown against Vikings . . . injured against Minnesota and finally forced out of action for last four games.

PRO STATS: Caught one pass for 21 yards and TD, returned five kickoffs 112 yards, returned 3 punts for 15 yards and made two fair catches in 1974.

RICHARD EARL (DICK) SHINER

QB

6-0, 210

Maryland

12th Yr. (W-Atl. 73)

Born 7-18-42 at Lebanon, Pa. . . . seventh round draft choice of Washington in 1964 after top career at Maryland . . . although he played in 27 games over a three year span for the Redskins, he quarterbacked in just four games . . . traded to Cleveland for the 1967 season but saw little duty . . . spent 1968 and '69 with Pittsburgh as starter and threw 25 TD passes for the Steelers before being traded to New York Giants . . . seldom used by Giants in 1970 and released just prior to start of 1971 season . . . used sparingly during '71 and rode the cab squad in '72 with Falcons . . . played four games with Atlanta in 1973 before Patriots picked him up on waivers on 10-18 . . . threw only four passes for Patriots during '73 . . . active for all 14 games in 1974 but played in just one as Plunkett's backup . . . threw just a half dozen passes . . . has played in 97 games as a pro.

PRO STATS:

PASSING

Year	Club	G	Att.	Comp.	Pct.	Yds.	TD	Lg.	Int.
1964	Washington	1	1	0	0.0	0	0	0	0
1965	Washington	12	65	28	43.1	470	3	80†	4
1966	Washington	14	5	0	0.0	0	0	0	1
1967	Cleveland	12	9	3	33.3	34	0	21	1
1968	Pittsburgh	13	304	148	48.7	1856	18	61†	17
1969	Pittsburgh	12	209	97	46.4	1422	7	63	10
1970	N.Y. Giants	14	12	9	75.0	87	0	26	0

1971	Atlanta	10	57	30	52.6	463	5	47	5
1972	Atlanta	Did	Not	Play					
1973	Atl./Patriots	8	68	36	52.9	432	3	34†	4
1974	Patriots	1	6	3	50.0	37	0	18	1
Totals 10 years		97	736	354	48.1	4801	36	80†	43

OTHER STATS: Rushed twice for 8 yards in 1964; rushed 12 times for 35 yards, fumbled 5 times and recovered one fumble in 1965; rushed once for 10 yards, fumbled once and recovered one fumble for five yards in 1966; rushed twice for minus 7 yards in 1967; rushed 14 times for 53 yards, fumbled 7 times and recovered two fumbles in 1968; rushed 14 times for 55 yards and one TD, fumbled three times and recovered one fumble in 1969; rushed 10 times for 9 yards and one TD, fumbled three times and recovered two fumbles for minus 6 yards in 1971; fumbled 4 times and recovered one fumble in 1973.

DONNELL SMITH **DE**
6-4, 252 **Southern University** **4th Yr. (T-Wash. 73)**

Born 5-25-49 at Lakeland, Fla. . . . three year performer at defensive end for Southern University . . . Green Bay's fifth round draft choice in 1971 after winning all-SWC honors . . . played in five games during rookie year with Pack but was inactive during 1972 season . . . signed as free agent with Washington in 1973 . . . came to Patriots in late pre-season trade with Redskins . . . played in all but two games during 1973 season and registered one sack . . . dropped in final cut before start of 1974 season but rejoined team after three games . . . made positive contribution and had three sacks.

PRO STATS: Recovered one fumble, blocked one PAT in 1974. Games played—1971-5, 1972-0, 1973-12, 1974-9.

JOHN MICHAEL SMITH **K**
6-0, 185 **Southampton (England)** **2nd Yr. (FA, 74)**

Born 12-30-48 at Leaffield, England . . . visited this country as soccer instructor at summer camp and was asked to try kicking football . . . earned free agent tryout with Patriots in 1973 and was traded to Pittsburgh mid-way through training camp . . . waived by Steelers, returned to this area to gain experience kicking for NE Colonials . . . led Atlantic Coast League scoring, his 36 straight conversions and 19 of 21 field goals including a 48-yarder . . . powerful left-footed kicker re-signed with Patriots as free agent on 4-7-74 and won kicking job during training camp . . . great 1974 season in which he accounted for 90 points to rank runnerup to Roy Gerela for AFC scoring title, fourth highest in the NFL . . . outkicked every opponent and had 11 no-returns . . . was 16-22 in FGs, 42-43 PAT . . . earned all-rookie honors with Pro Football Weekly and Football Digest . . . Foxboro Jaycees' Rookie of the Year.

PRO STATS:

Year	Club	KICKING			
		G	PATs	FGM-FGA	PTS.
1974	Patriots	14	42-43	16-22	90

DARRYL FLOYD STINGLEY **WR**
6-0, 195 **Purdue** **3rd Yr. (D-1c, 73)**

Born 9-18-51 at Chicago, Ill. . . . high school honor student and two sport star who was named Chicago schoolboy athlete of the year in 1968 . . . all-star, all-America, National Football Hall of Fame and Knute Rockne Award in senior year of high school . . . burning speed made him sensational receiver for three seasons at Purdue . . . ranks with school's all-time receiver with 69 catches for 1256 yards . . . top season was as junior when he caught 36 for 734 yards . . . rushed 112 times during final two seasons for 474 yards . . . also handled punt and kickoff returns . . . had 2083 yards to his credit as a Boilermaker . . . all-Big Ten choice, played in North-South, Coaches All-America, Chicago All-Star and Senior Bowl games . . . helped beat (24-14) Jim Plunkett's Stanford team when he was a sophomore (nine catches for 88 yards) . . . Patriots third choice (acquired from Chicago in Carl Garrett trade) in first round of 1973 draft . . . played all 14 games as rookie, started 10 of them . . .

AFC's third best receiver with 23 catches for 339 yards . . . big day against Eagles when he made two sensational TD catches . . . 1973 AFC All-Rookie team by PFW . . . was showing great progress in development during 1974 until felled by broken arm against Jets in fifth game of the year . . . had caught 10 passes up to that on-field collision . . . off-season rehabilitation program will bring him back in A-1 condition.

PRO STATS:

		RECEIVING					
Year	Club	G	No.	Yds.	Avg.	Lg.	TD
1973	Patriots	14	23	339	14.7	25	2
1974	Patriots	5	10	139	13.9	20†	1
Totals	2 years	19	33	478	14.5	25	3

OTHER STATS: Returned six kickoffs for 143 yards, returned three punts for 21 yards, fumbled once, rushed six times for 64 yards in 1973; rushed five times for 63 yards and one TD in 1974.

JOHN VANCE TANNER **LB**
6-4, 235 **Tennessee Tech** **4th Yr. (FA, 72)**

Born 3-8-46 at Orlando, Fla. . . . joined the army out of high school and had two years duty in Viet Nam during his three year hitch . . . served as a point man (front of patrol) in the action-packed Central Highlands . . . entered Brevard Jr. College (Fla.) after discharge on basketball scholarship and moved to Tennessee Tech as hoop player . . . played guard as junior, moved to linebacker as senior and won MVP honors . . . ninth round draft choice of San Diego in 1971 . . . played tight end and defensive end as rookie because of injuries . . . back to strong side linebacker in second year before being cut . . . picked up by Patriots as free agent and spent four days in pre-season camp before going to Toronto where he had a banner season . . . had signed a 1973 contract with Patriots before leaving camp and returned to New England team for past season . . . played in all 14 games in 1973 . . . played DE, MLB and OLB . . . earned game ball for stepping in as MLB for first time against Packers and doing a standout job . . . opened 1974 season as starting linebacker but was hurt versus Giants in second game . . . missed only one game during season . . . saw double duty as tight end in spots . . . caught two passes, including two-yarder for TD against Colts.

PRO STATS: Caught one pass for six yards in 1971; caught two passes for 23 yards and one TD, fumbled once and returned two kickoffs for 17 yards in 1974. Games played—1971-14, 1972-0, 1973-14, 1974-13.

RANDEL EDWARD (RANDY) VATAHA **WR**
5-10, 170 **Stanford** **5th Yr. (FA, 71)**

Born 12-4-48 at Santa Maria, Calif. . . . schoolboy running back who entered Golden West Jr. College (Calif) when not sought by college recruiters . . . switched to Stanford where he hooked up with Jim Plunkett for a sensational career that produced 83 receptions for 1535 yards and 11 touchdowns . . . capped things off by helping out in big upset win over Ohio State in 1971 Rose Bowl . . . made all-Coast and Pac 8 star teams, played in All-American Bowl game . . . holds Stanford record with 97-yard TD catch from Plunkett . . . LA's 17th round draft choice in 1971 . . . cut by Rams with three games remaining in pre-season, picked up by Patriots with nine days left before seasonal opener . . . sensational rookie year earned him a spot on the UPI's AFC all-rookie team, a Gipper Award for receiving and the Johnny Unitas Award . . . the latter prompted a resolution to be read into the records (No. 5238) of the Mass. House of Representatives . . . tied the club record with 51 catches in 1971, set new marks with 88-yard TD catch and 872 yards as he played in all 14 games . . . thigh bruise forced him to miss two games during 1974 season, first misses since junior high school days . . . had more yardage than any other Patriot receiver last season . . . scaled three plateaus during '74 season—121 receptions, 2143 yards, 102 points to rank in a tie for 8th place in club's all-time scoring list . . . 16 TDs in four years.

RECEIVING

Year	Club	G	No.	Yds.	Avg.	Lg.	TD
1971	Patriots	14	51	872	17.1	88†	9
1972	Patriots	14	25	369	14.8	44	2
1973	Patriots	14	20	341	17.1	48	2
1974	Patriots	12	25	561	22.4	59†	3

Totals 4 years 54 121 2143 17.7 88† 16

OTHER STATS: Rushed twice for minus 15 yards and recovered one fumble for 46 yards and a TD in 1973; rushed three times for 21 yards, fumbled once and recovered one fumble in 1974.

ERNEST RICARDO (ERNIE) WEBSTER

6-4, 245

Pittsburgh

1st Yr. (FA, 74)

Born 7-24-51 at Meridian, Miss. . . . played offensive guard and tackle for Pittsburgh for three seasons . . . had outstanding high school career at Calvin Coolidge High (Wash., D.C.) . . . all-East honors in senior season . . . Washington's 12th round choice in 1973 . . . was with Redskins for three weeks during pre-season, picked up by San Diego and lasted with Chargers until final cut . . . signed on as free agent with Patriots in 1974 . . . impressive during training camp before injury sidelined him for season.

GEORGE D. WEBSTER

6-4, 230

Michigan State

9th Yr. (T-Pitt, 74)

Born 11-25-45 at Anderson, S. Carolina . . . two-time all-America choice at Michigan State . . . college's greatest player in history, only one to have his number (90) retired . . . twice team MVP . . . Houston's first round draft choice in 1967, fifth player selected . . . AFL Rookie of the Year in '67 . . . all-Pro in '67, '68 and '69 . . . outstanding defensive player in 1969 all-star game . . . named on AFL all-time team . . . traded to Pittsburgh mid-way through 1972 season . . . acquired by Patriots during 1974 pre-season training camp . . . experience enabled him to anchor four linebacker alignment . . . had 4½ sacks, recovered one fumble during great season in which he played every game and started last 12 . . . named Unsung Hero by Jaycees.

PRO STATS: Intercepted one pass for 23 yards in 1967, intercepted one pass for nine yards in 1968, intercepted two passes for 35 yards and recovered one fumble in 1969; recovered two fumbles in 1972; returned one kickoff nine yards in 1973; recovered one fumble in 1974. Games played—1967-14, 1968-14, 1969-14, 1970-7, 1971-10, 1972-6, 1973-12, 1974-14.

JOSEPH (JOE) WILSON

5-10, 210

Holy Cross

3rd Yr. (W-Cinn, 74)

Born 8-11-50 at Raeford, N. Carolina . . . high school standout in Boston (Jamaica Plain High) . . . outstanding running back at Holy Cross where he earned all-East and all-New England honors as senior . . . Cincinnati's eight round choice in 1973 . . . took part in all but one game for Bengals in rookie year as running back and kickoff returner . . . acquired by Patriots on waivers on 9-12-74 . . . played in 12 games, most on special teams.

RUSHING

Year	Club	G	No.	Yds.	Avg.	Lg.	TD
1973	Cincinnati	13	10	39	3.9	11	0
1974	Patriots	12	15	57	3.8	12	0

Totals 2 years 25 25 96 3.8 12 0

OTHER STATS: Returned 8 kickoffs for 173 yards in 1973; returned two kickoffs for 33 yards, caught three passes for 38 yards, fumbled once and recovered one fumble in 1974.

ROBERT EDWARD (BOB) WINDSOR

6-4, 225

Kentucky

9th Yr. (T.S.F. 72)

Born 12-19-42 at Washington, D.C. . . . launched collegiate career at Montgomery Jr. College (Md.) where in one game he turned in the following — four touchdowns, 160 yards rushing, 105 yards on receptions, 150 yards on returns . . . made Jr. College all-America team and team's MVP . . . transferred to Kentucky where he became the first and only athlete to play football and basketball . . . was flanker, fullback and tailback at Kentucky and earned all-SEC honors . . .

despite injury-riddled senior year, managed 105 catches for 1710 yards and 15 touchdowns . . . drafted as a future choice in second round of the 1966 selection meeting by San Francisco . . . played five years with 49ers with 1969 being his best when he had 49 receptions for 597 yards . . . came to Patriots prior to 1972 season via trade . . . had played in 103 of 105 games as pro until suffering knee injury against Minnesota in seventh game of 1974 season . . . authored upset 17-14 win over Vikings by taking 10-yard pass from Plunkett and fighting into end zone with just three seconds left.

RECEIVING

Year	Club	G	No.	Yds.	Avg.	Lg.	TD
1967	San Francisco	14	21	254	12.1	55+	2
1968	San Francisco	14	8	146	18.3	62	2
1969	San Francisco	14	49	597	12.2	32	2
1970	San Francisco	14	31	363	11.7	35	2
1971	San Francisco	13	2	32	16.0	30	0
1972	Patriots	14	33	383	11.6	24	1
1973	Patriots	13	23	348	15.1	36	4
1974	Patriots	7	12	127	10.6	20	1

Totals 8 years 103 179 2250 12.6 62 14

OTHER STATS: Returned one kickoff for 21 yards, fumbled once and recovered one fumble for a TD in 1967; rushed once for 7 yards in 1967; rushed 5 times for 39 yards in 1969; returned one kickoff for no yards and recovered one fumble in 1970; rushed once for 21 yards in 1971; rushed once for minus 4 yards and fumbled once in 1972; rushed once for minus 6 yards and fumbled twice in 1973.

SCHAEFER STADIUM

Schaefer Stadium was built at the cost of \$6.7 million and financed through the private sale of more than 400,000 shares of stock in Stadium Realty Trust. The official ground breaking ceremony took place on Sept. 23, 1970, and 326 days later (Aug. 15, 1971) the first game was played at the new Foxboro facility in which the Patriots posted a 20-14 victory over the New York Giants before 60,423 fans.

With space to park 16,000 automobiles surrounding the stadium, the site covers an area of 15 acres and is as long as it is wide, 700 feet. In the process of excavating the bowl shape for the stadium, 250,000 cubic yards of earth were removed from the 35-foot deep hole. The J. F. White Construction Co. then used 15,000 cubic yards of concrete and 660 tons of steel to erect the stadium.

The playing surface required 75,000 square feet of Poly-Turf weighing 600 pounds and spread over an asphalt bed and shock pad. Lighting is provided by three towers with 324 mercury lamps (1500 watts per); 200 candle power per square foot on the playing field.

Seating is constructed of aluminum with a capacity of 61,279. There are 5604 special box (chairs) seats, 48,710 seats on the sidelines, and 6965 end zone seats.

Through the 1974 season there have been 40 pre-season and regular season games played in Schaefer Stadium. A total of 2,199,261 fans (54,982 per game) have watched the Patriots games at Schaefer Stadium.

1975 VETERAN ROSTER

Name	Pos.	Ht.	Wt.	Age	NFL Yr.	College
ADAMS, Bob	TE	6-2	222	28	6	Pacific
ADAMS, Julius	DE	6-4	260	27	5	Texas Southern
ADAMS, Sam	G	6-3	252	26	4	Prairie View
ASHTON, Josh	RB	6-1	202	25	4	Tulsa
BARNES, Rodrigo	LB	6-1	215	25	3	Rice
BEASLEY, John	TE	6-3	228	30	8	California
BOLTON, Ron	CB	6-2	170	25	4	Norfolk State
CARTER, Kent	LB	6-3	235	25	2	Southern Cal
CHAPPLE, Dave	P	6-1	195	28	5	Cal-Santa Barbara
CLARK, Gail	LB	6-3	225	24	3	Michigan State
CORBETT, Steve	G	6-4	248	24	1	Boston College
CROSSWHITE, Leon	RB	5-2	215	25	3	Oklahoma
CUNNINGHAM, Sam	RB	6-3	224	25	3	Southern Cal
DAMKROGER, Maury	LB	6-2	230	23	2	Nebraska
DULAC, Bill	G	6-4	260	24	2	E. Michigan
DUMLER, Doug	C	6-3	242	23	3	Nebraska
DURKO, Sandy	S	6-1	186	26	5	Southern Cal
GALLAHER, Allen	OT	6-3	255	24	2	Southern Cal
GEDDES, Bob	LB	6-2	240	29	4	UCLA
GRAFF, Neil	QB	6-3	200	25	2	Wisconsin
GRAY, Leon	OT	6-3	256	24	3	Jackson State
HAMILTON, Ray	NT	6-1	245	24	3	Oklahoma
HANNAH, John	G	6-2	265	24	3	Alabama
HANNEMAN, Craig	DE	6-4	245	26	4	Oregon State
HERRON, Mack	RB	5-5	175	27	3	Kansas State
HUNT, Sam	LB	6-1	240	23	2	Stephen F. Austin
JENKINS, Ed	RB	6-2	210	25	3	Holy Cross
JOHNSON, Andy	RB	6-0	200	22	2	Georgia
JORDAN, Shelby	OT	6-7	260	23	1	Washington (MO)
KING, Steve	LB	6-4	230	24	3	Tulsa
LENKAITIS, Bill	C	6-4	250	29	8	Penn State
LUNSFORD, Mel	DE	6-3	260	25	3	Central State (OH)
McCALL, Bob	RB	6-0	205	25	2	Arizona
McCRAY, Prentice	S	6-1	187	24	2	Arizona State
McGEE, Tony	DE	6-4	245	26	5	Bishop (TX)
MARSHALL, Al	WR	6-2	190	24	2	Boise State
MASSEY, Jim	CB	5-11	198	27	2	Linfield
MILDREN, Jack	S	6-1	200	25	4	Oklahoma
MOORE, Arthur	NT	6-5	253	24	3	Tulsa
MORRIS, Jon	C	6-4	248	33	12	Holy Cross
NELSON, Steve	LB	6-2	230	24	2	N. Dakota State
NEVILLE, Tom	OT	6-4	253	32	11	Mississippi State
PLUNKETT, Jim	QB	6-2	212	27	5	Stanford
SANDERS, John	S	6-1	178	25	2	South Dakota
SCHUBERT, Steve	WR	5-10	185	24	2	Massachusetts
SHINER, Dick	QB	6-0	210	33	12	Maryland
SMITH, Donnell	DE	6-4	252	26	4	Southern University
SMITH, John	K	6-0	185	26	2	England
STINGLEY, Darryl	WR	6-0	195	23	3	Purdue
TANNER, John	LB	6-4	235	30	4	Tenn Tech
VATAHA, Randy	WR	5-10	170	26	5	Stanford
WEBSTER, Ernie	G	6-4	245	24	1	Pittsburgh
WEBSTER, George	LB	6-4	230	29	9	Michigan State
WILSON, Joe	RB	5-10	210	24	3	Holy Cross
WINDSOR, Bob	TE	6-4	225	32	9	Kentucky

Note: Ages as of 9-1-75.

ROSTER NOTES: 55 players are listed on the 1975 veterans' roster . . . oldest player listed is Jon Morris (33), youngest is Andy Johnson (22) . . . average age is 25.8 years . . . vet players have 214 years of pro playing experience . . . average experience 3.9 years per player . . . tallest player is Shelby Jordan (6-7), shortest is Mack Herron (5-5) . . . heaviest player is John Hannah (265), lightest is Randy Vataha (170) . . . average weight is 219.1 pounds.

1975 DRAFT CHOICES

Player	Pos.	Hgt.	Wgt.	College	Round
BURKS, Steve	WR/P	6-5	208	Arkansas State	4b
CARTER, Allen	RB	5-11	208	Southern Cal	4a
CLAYTON, Don	RB	6-2	193	Murray State	15
CUSICK, Pete	NT	6-2	260	Ohio State	3
FRANCIS, Russ	TE	6-6	240	Oregon	1
FREEMAN, Steve	CB	5-11	185	Mississippi State	5b
GARNETT, Rene	CB	5-9	167	Idaho State	11
GOSSOM, Tom	WR	5-11	185	Auburn	14
GROGAN, Steve	QB	6-4	205	Kansas State	5a
HARVEY, Joe	DE	6-5	260	Northern Michigan	13
HOLLOWAY, Condredge	CB	5-9	175	Tennessee	12b
HORTON, Myke	G	6-3	255	UCLA	17
KENDON, Matt	NT	6-5	260	Idaho State	12a
MARBURY, Kerry	RB	5-10	180	West Virginia	16
SHOATE, Rod	LB	6-2	213	Oklahoma	2
WILLIAMS, Lawrence	WR	5-10	176	Texas Tech	7

BIOGRAPHIES OF 1975 DRAFT CHOICES

STEVEN BRUCE (STEVE) BURKS

WR/P

6-5, 208

Arkansas State

4th Round-b

Born 8-6-53 at Little Rock, Arkansas . . . all-America and all-state at Cabot (Ark.) High . . . won state decathlon and lettered in three sports . . . one of the best offensive players ever to play at ASU . . . played four different positions during varsity career (QB, Punter, WR, RB) . . . rushed for 1351 yards on 347 attempts (3.9 avg.) and scored 26 rushing TDs in four-year career . . . punted for last three years (145 punts, 5653 yds., 39.0 avg.) . . . caught 29 passes for 552 yards (19.0 avg.), 4 TDs . . . also team's leading passer last two seasons completing 61 of 134 (45.5 avg.) for 698 yards, 4 TDs, 7 interceptions . . . all-conference punter in 1972 . . . set Southland Conference scoring records in 1973 for one game (42 points on 7 TDs against Abilene Christian) and season (110 pts.) . . . good size and speed (4.6 in 40) makes him a projected pro wide receiver . . . first ASU player ever drafted by Patriots . . . physical education major . . . expert horseman.

WAYNE ALLEN (ALLEN) CARTER

RB

5-11, 208

Southern California

4th Round-a

Born 12-12-52 at Pomona, California . . . one of California's greatest schoolboy athletes of all-time . . . played at Bonita High (same as Army's Glenn Davis) . . . high school all-America, Southern California 3-A Player of the Year in 1970 . . . three-year rushing totals were 406 carries for 4388 yards and 70 touchdowns . . . senior year marks were 256 carries for 1915 yards and 33 TDs . . . USC Coach John McKay called him, "the best high school running back I've ever seen" . . . led undefeated 1971 Trojan frosh in rushing with 332 yards on 67 carries, starting ahead of Anthony Davis . . . played three varsity seasons as backup tail back to Davis and Rod McNeill . . . played in three consecutive Rose Bowls . . . finished as USC's second leading rusher in 1974 (111 carries, 580 yards, 3TDs) behind Davis . . . best single game output was against California, rushed 20 times for 117 yards . . . career rushing stats: 184 rushes, 1100 yards, 7 TDs . . . also returned 17 kickoffs for 307 yards, 18.1 avg. in three years . . . clocked in 4.4 for 40-yard dash, same time as ex-USC world high hurdle record-holder Earl McCullouch . . . 86th player selected in draft . . . choice acquired from Cleveland in trade for WR Reggie Rucker.

WILLIAM DONALD (DON) CLAYTON**RB****6-2, 193****Murray State, Kentucky****15th Round**

Born 2-22-52 at Malden, Missouri . . . outstanding three-sport star at Malden High . . . scored 30 TDs and earned prep all-America honors in senior year . . . played three varsity seasons at Murray (Ky.) State . . . unanimous Ohio Valley Conference selection as a junior and senior . . . set MSU records in every rushing category . . . career rushing records: 2804 yards on 557 attempts and 16 TDs . . . set school record and finished as second leading College Division rusher in 1973 with 1403 yards on 242 carries . . . selected to Kodak all-America squad as a junior . . . rushed for 1257 yards on 276 carries, scored 7 TDs in 1974 . . . good speed, good moves . . . first Murray State player ever drafted by Patriots.

PETER MARTIN (PETE) CUSICK**NT****6-2, 260****Ohio State****3rd Round**

Born 10-27-52 at San Bernadino, California . . . played six different positions on the Lakewood (Ohio) High School team . . . went to Ohio State as a fullback/linebacker, played three years as starting DT . . . all-Big Ten DT as a junior and senior . . . named to three all-America squads in 1974: Sporting News (first team), UPI (second team), AP (third team) . . . noted for great strength and quickness . . . Strongest player on OSU squad . . . played in three straight Rose Bowl games . . . played in post-season North-South, and Senior Bowl all-star games along with fellow draftees Rod Shoate and Steve Freeman . . . 66th player selected in 1975 . . . fourth Ohio State player drafted by Patriots in 15 years . . . projected as potential nose tackle in Patriots' 3-4 defense . . . hobbies include art and weight lifting . . . comes from an athletic family, younger brother (Marty) plays on the OSU varsity; uncle Pete Manning was a WR at Wake Forest who was drafted in 1960 by the Patriots and later played two years with the Chicago Bears . . . another uncle, Chuck Cusick is equipment manager for the Cleveland Browns . . . very intelligent, future plans include Law School . . . spent summer vacations at Hudson (Mass.) as a youngster, visiting maternal grandparents.

RUSSELL ROSS (RUSS) FRANCIS**TE****6-6, 240****Oregon****1st Round**

Born 4-3-53 at Seattle, Washington . . . moved to Hawaii at a young age . . . father (Ed) was professional wrestler and wrestling promoter (still active) . . . attended schools in Honolulu . . . excellent three-sport athlete (football, basketball, baseball) at Kailua High . . . quarterback and team captain in football . . . moved to Dexter, Oregon, midway through senior year . . . finished interscholastic career at Pleasant Hill High, where he earned second team all-tournament basketball honors in state AA tourney . . . outstanding baseball pitcher (Kansas City Royals' 9th round choice in 1974 draft) . . . tried throwing javelin for track team as a senior, set national prep record of 259'9" which still stands . . . ranked as the number three javelin thrower in the country by Track and Field News . . . potential competitor in Olympics before sore arm sidetracked career . . . switched to tight end on Oregon frosh team . . . as sophomore with varsity he was starting tight end until ankle injury in third game of the season (68-3 loss to Oklahoma) . . . came back in junior year to catch 31 passes for 495 yards (15.9 avg.) and tie for third in Pac-8 . . . Lynn Swann was leader with 37 for 667 yards . . . as junior he was named to all-Pac 8 first team, all-West Coast (by both AP and UPI) and honorable mention all-America . . . did not play football in 1974 . . . career pass receiving stats: 39 catches for 588 yards (15.1 avg.), 4 touchdowns (longest reception, 67 yards) . . . joined professional wrestling tour this year . . . has participated in more than 50 individual and team bouts . . . father and brother still active in the sport . . . other interests: playing guitar, flying single and twin-engine airplanes (earned pilot's license in 1974).

STEVEN JAY (STEVE) FREEMAN**CB****5-11, 185****Mississippi State****5th Round-b**

Born 5-8-53 at Lamesa, Texas, grew up in Memphis . . . three-sport standout (football, basketball, track) at Whitehaven High School . . . team captain, all-conference, named conference's "Best Athlete" as senior . . . three-year grid starter at MSU, led team in interceptions last two years . . . co-holder of school interception record with 10 thefts . . . also served as punt return man (12 returns, 101 yards) . . . played in North-South and Senior Bowl games . . . ran on track team as a sophomore and junior . . . majored in Agriculture Economics . . . active in Fellowship of Christian Athletes.

BYRAN RENE (BREAK-AWAY) GARNETT**CB****5-9, 167****Idaho State****11th Round**

Born 4-19-53 at Ft. Worth, Texas . . . known by middle name, pronounced REN-AY . . . all-conference selection on both offense and defense as a senior at Seaside (Cal.) High School . . . only four-year football letterman in Idaho State history . . . also ran indoor track, clocked at 6.1 in 60-yard dash . . . played tailback for three years, switched to cornerback as senior . . . made change to defense with pro ball in mind . . . all-Big Sky Conference selection as a sophomore and junior . . . 4.5 speedster in 40 with reputation as strong hitter . . . also kickoff and punt returner . . . led conference in kickoff returns as a junior (career stats: 51 returns, 1140 yards, 22.3 avg.) . . . did not miss a game in first three years . . . played first three games of senior year at CB, intercepting two passes for 42 yards and 1 TD . . . suffered broken hand in fourth game when stepped on by teammate, forced to sideline for first time in career . . . came back for final game of season, when team lost starting tailback, rushed for 86 yards to pace team in finale . . . career stats: (rushing) 281 attempts, 1325 yards, 11 TDs; (receiving) 27 catches, 269 yards, 2 TDs . . . first Idaho State player ever drafted by Patriots.

THOMAS (T.G.) GOSSOM, JR.**WR****5-11, 185****Auburn****14th Round**

Born 1-21-52 at Birmingham, Alabama . . . fine athlete at John Carroll High School in Birmingham . . . went to Auburn as a "walk-on" and played both offense and defense on the freshman team . . . earned a scholarship and moved up to the varsity as a starting wide receiver for three seasons . . . as a sophomore caught TD passes which provided the margin of victory in three games . . . started first four games in 1973 before muscle pull sidelined him . . . came back to make two TD catches in Sun Bowl loss to Missouri . . . known for ability to make the big play . . . key catches set up winning scores in two games in 1974 and helped Auburn finish with 9-2 record . . . played in 1972 Gator bowl, 1973 Sun Bowl and 1974 Gator Bowl victory over Texas, 27-3 and 1975 American Bowl . . . serves as sportswriter for student newspaper . . . career receiving stats: 36 catches, 524 catches, 9 TDs . . . majoring in arts and sciences.

STEVEN JAMES (STEVE) GROGAN**QB****6-4, 205****Kansas State****5th Round-a**

Born 7-24-53 at San Antonio, Texas . . . all-state selection in football and basketball at Ottawa (Ka.) High . . . at K-State became third ranked all-time passer behind Lynn Dickey (Houston) and Dennis Morrison (49ers) . . . backup to Morrison when sophomore . . . took over starting job for past two years . . . career passing stats: 166 completions in 371 attempts (44.7 pct.), 2213 yards, 12 touchdowns, 26 interceptions . . . career rushing: 339 attempts for 585 yards, 6 touchdowns . . . most productive year was as a junior when he had 1050 yards through the air and rushed for 664 yards while passing for four scores and rushing for five others . . . served as 1974 tri-captain . . . part-time punter last two years (7 punts, 279 yards, 39.9 avg.) . . . caught one pass in career, a 22-yarder for TD in 1974 . . . top student in physical education, two-time Big Eight all-academic team selectee . . . played in 1974 Blue-Gray and All-America bowl games . . . hobby: hunting.

TOP DRAFT CHOICES, 1960-75

1960—Ron Burton (RB) Northwestern, territorial pick Gerhard Schwedes (RB) Syracuse; 1961—Tommy Mason (RB) Tulane; 1962—Gary Collins (TE) Maryland; 1963—Art Graham (WR) Boston College; 1964—Jack Concannon (QB) Boston College; 1965—Jerry Rush (DT) Michigan State; 1966—Karl Singer (OT) Purdue; 1967—John Charles (DB) Purdue; 1968—Dennis Byrd (DT) North Carolina State; 1969—Ron Sellers (WR) Florida State; 1970—Phil Olsen (DT) Utah State; 1971—Jim Plunkett (QB) Stanford; 1972—Tom Reynolds (WR) San Diego State; 1973—John Hannah (G) Alabama, Sam Cunningham (RB) Southern Cal., and Darryl Stingley (WR) Purdue; 1974—Steve Corbett (G) Boston College and Steve Nelson (LB) North Dakota State; 1975—Russ Francis (TE) Oregon.

JOSEPH PATRICK (HARV) HARVEY

DE

6-5, 260

Northern Michigan

13th Round

Born 3-27-53 at Escanaba, Michigan . . . all-state in football and basketball at Escanaba Holy Name High . . . four-year starter at Northern Michigan . . . team co-captain in 1974 . . . third Northern Michigan player selected by Patriots in 15 years . . . good agility and quickness . . . physical education major interested in teaching and coaching . . . hobbies include hiking, snow-mobiling and all outdoor activities.

MICHAEL M. (TINY) HORTON

G

6-3, 255

UCLA

17th Round

Born 7-17-53 at Portland, Oregon . . . football and track standout at Davis High in Yakima, Wash. . . . earned all-conference honors at Gavilan Junior College, Gilroy, Calif. . . . transferred to UCLA for final two varsity seasons . . . saw action behind all-Pac 8 guard Steve Klosterman in 1973 and showed great promise . . . took over starting RG job in spring practice and earned "most improved player" accolades from coaching staff . . . improved steadily in senior year . . . scouts think he will continue to improve as he matures . . . good size and speed for interior lineman . . . third UCLA player selected in Patriots' history.

MATTHEW JAY (MATT) KENDON

NT

6-5, 260

Idaho State

12th Round-a

Born 10-26-51 at San Francisco, Cal. . . . football and wrestling standout at Downers Grove (Ill.) North High . . . spent first two collegiate years at College of DuPage (Illinois) . . . transferred to Idaho State in January, 1973 . . . finished third in 1973 Big Sky Conference heavyweight wrestling championships, runnerup last year, favorite to cop honors in 1975 . . . started at OG during first half of 1973 season, switched to DT for the rest of his career . . . led team in sacks, third leading tackler as a senior . . . selected to all-conference team in 1974 . . . dean's list student . . . wrestling experience gives him great balance and quickness . . . teammate of 11th round draft choice Rene Garnett.

KERRY LEE MARBURY**RB****5-10, 180****West Virginia****16th Round**

Born 3-21-52 at Fairmont, West Virginia . . . outstanding schoolboy athlete at Moonongah High in Carolina, W. Va. . . . as a W. Va. sophomore he had 890 yards on 145 carries and six touchdowns . . . had a sensational junior year (1972) in which he was leading the nation in rushing until he hurt his ankle in the next to last game . . . he had 706 yards and 18 touchdowns . . . also had 554 yards on 20 kickoff returns for a 27.7 average, including 100 yarder for TD on national television against Penn State . . . left school after junior year, moved to Canadian League where he spent 1973 season with Toronto Argonauts and 1974 with Ottawa Roughriders . . . first West Virginia player ever drafted by Patriots.

RODERICK (ROD) SHOATE**LB****6-2, 213****Oklahoma****2nd Round**

Born 4-26-53 at Spiro, Oklahoma . . . played fullback and linebacker for Spiro High . . . was standout linebacker in all-state game in 1971 . . . three year regular at Oklahoma . . . Barry Switzer, who replaced Chuck Fairbanks as head coach, says, "He is the best linebacker to ever pull on a uniform at Oklahoma" . . . great speed and movement to the ball . . . physique is along the lines of a lineman upstairs and a running back from the hips down . . . referred to as the Spiro Superman . . . AP National Lineman of the Week in the Oklahoma-Nebraska game of 1973 . . . ABC picked him as the game's most outstanding player . . . was AP National Lineman of the Week as sophomore vs. Iowa State when he had 22 stops . . . as a junior he had 126 tackles, seven of them sacks, to lead the team. He also broke up four passes and caused two fumbles . . . three time Big 8 choice, three time all-America . . . consensus all-America in 1974 (AP, UPI, Walter Camp, Kodak, Football Writers, Football News, etc.) . . . named defensive lineman of the week vs. Texas last season when he had 15 unassisted tackles and 10 assists . . . during 1974 he had 75 unassisted tackles, 80 assists (155 total), eight sacks, two pass blocks and two fumble recoveries . . . 41st player selected in 1975 draft . . . played in North-South and Senior Bowl all-star games.

LAWRENCE DOUGLAS WILLIAMS**WR****5-10, 176****Texas Tech****7th Round**

Born 9-3-53 at Wichita Falls, Texas . . . three sport star in high school . . . three times all-district and twice all-State . . . quarterbacked state Class AAAA championship in junior year . . . 9.7 in 100 as schoolboy . . . three-year varsity performer at Texas Tech . . . led nation in kickoff returns as a sophomore (16 returns, 493 yards, 30.8 avg.) . . . ranked sixth in NCAA kickoff returns as a junior (19-491-25.8) . . . ran opening kickoff back 95 yards for TD vs. New Mexico in 1973 . . . second-team all-Southwest Conference as a junior . . . caught 78-yard bomb to help Tech's Gator Bowl win over Tennessee . . . first team all-SWC in 1974 . . . versatile athlete, played QB as frosh, moved to WR with varsity . . . career stats: (receiving) 50 catches, 741 yards, 14.8 avg., 10 touchdowns; (kickoff returns) 47 returns, 1268 yards, 27.0 avg., 2 TDs . . . first player from Texas Tech ever drafted by Patriots.

PATRIOTS PICK 357

In 16 years of participation in the annual pro football draft, the Patriots have selected 357 players from 160 different colleges . . . Boston College (14), LSU (10), Notre Dame (9), Penn State and Oklahoma (7 each) have contributed the most players.

Pre-Season Opponents

NEW YORK GIANTS

National Conference

Eastern Division

AUGUST 10 — AT FOXBORO

Head Coach: Bill Arnsparger

Public Relations: Ed Croke (Tom Powers)

Office: (212) 582-9236 Home: (914) 631-1631

Colors: Red, White and Blue

Pre-Season series: Giants lead 3-1-0.



MINNESOTA VIKINGS

National Conference

Central Division

AUGUST 17 — AT FOXBORO

Head Coach: Bud Grant

Public Relations: Merrill Swanson (Sherm Pinkham)

Office: (612) 920-4805 Home: (612) 473-4407

Colors: Purple and White, Gold trim.

Pre-Season Series: Vikings lead 1-0-0.



PHILADELPHIA EAGLES

National Conference

Eastern Division

AUGUST 22 — AT PHILADELPHIA


Head Coach: Mike McCormack

Public Relations: Jimmy Gallagher (Chick McElrone)

Office: (215) 463-0341 Home: (215) 279-7989

Colors: Green, White and Silver

Pre-Season Series: Eagles lead 2-1-0.



GREEN BAY PACKERS

National Conference

Central Division

AUGUST 30 — AT MILWAUKEE

Head Coach: Bart Starr

Public Relations: Chuck Lane (Lee Rimmel)

Office: (414) 494-2351 Home: (414) 866-2545

Colors: Green and Gold.

Pre-Season Series: First meeting.



Pre-Season Opponents

SAN DIEGO CHARGERS

American Conference

Western Division

SEPTEMBER 7 — AT FOXBORO

Head Coach: Tommy Prothro

Public Relations: Jerry Wynn (Walter Hoyer)

Office: (714) 280-2111 Home: (714) 286-2338

Colors: Blue, Gold and White

Pre-Season Series: Chargers lead 2-1-0.



NEW YORK JETS

American Conference

Eastern Division

SEPTEMBER 14 — AT NEW HAVEN (Yale Bowl)

Head Coach: Charley Winner

Public Relations: Frank Ramos (Jim Trecker)

Office: (212) 421-6605 Home: (212) 831-8919

Colors: Kelly Green and White.

Pre-Season Series: Jets lead 10-2-0.



PRE-SEASON RECORDS vs. ALL OPPONENTS

Team	W	L	T	Pct.	PF	PA
Atlanta Falcons	0	3	0	.000	61	106
Baltimore Colts	0	1	0	.000	3	33
Buffalo Bills	6	6	0	.500	178	178
Chicago Bears	1	0	0	1.000	27	17
Cincinnati Bengals	1	0	0	1.000	21	13
Cleveland Browns	0	0	0	.000	0	0
Dallas Cowboys	0	0	0	.000	0	0
Denver Broncos	2	4	0	.333	145	135
Detroit Lions	1	2	0	.333	64	86
Green Bay Packers	0	0	0	.000	0	0
Houston Oilers	0	4	0	.000	43	106
Kansas City Chiefs	0	2	0	.000	21	58
Los Angeles Rams	0	1	0	.000	21	31
Miami Dolphins	1	1	0	.500	19	30
Minnesota Vikings	0	1	0	.000	10	17
New Orleans Saints	2	2	0	.500	58	54
New York Giants	1	3	0	.250	43	79
New York Jets	2	10	0	.167	129	298
Oakland Raiders	2	3	1	.400	127	117
Philadelphia Eagles	1	2	0	.333	67	68
Pittsburgh Steelers	0	1	0	.000	3	31
San Diego Chargers	1	2	0	.333	53	95
San Francisco 49ers	0	1	0	.000	7	20
St. Louis Cardinals	0	0	0	.000	0	0
Washington Redskins	1	3	0	.250	63	109
Pre-Season Totals	22	52	1	.297	1163	1681

Regular Season Opponents

HOUSTON OILERS

American Conference

Central Division

SEPTEMBER 21 — AT FOXBORO

Address: 6910 Fannin Street

Houston, Texas 77025

Office Phone: (713) 748-2780

President: Bud Adams

General Manager: Bum Phillips

Head Coach: Bum Phillips

Public Relations: Jim McLemore (Bob Brewster)

Home Field: Astrodome (50,000)

Colors: Blue, Scarlet and White

All-time Record: Patriots lead series, 12-9-1.

Home: 8-2-1.

Away: 4-7-1.



ALL-TIME REGULAR SEASON RESULTS

Date	Location	Pats	Opp	Att	Results
11-25-60	Boston	10	24	27,123	L
12-18-60	Houston	21	37	22,352	L
10-13-61	Boston	31	31	15,070	T
11-12-61	Houston	15	27	35,649	L
9-16-62	Boston	34	21	32,276	W
11-18-62	Houston	17	21	35,250	L
11- 1-63	Boston	45	3	31,185	W
12- 8-63	Houston	46	28	23,462	W
11- 6-64	Boston	25	24	28,161	W
11-29-64	Houston	34	17	17,560	W
9-19-65	Houston	10	31	32,445	L
12-18-65	Boston	42	14	14,508	W
11-13-66	Boston	27	21	23,426	W
12-11-66	Houston	38	14	17,100	W
11- 5-67	Boston	18	7	19,422	W
11-26-67	Houston	6	27	28,044	L
10-13-68	Boston	0	16	32,502	L
12-15-68	Houston	17	45	34,198	L
11- 2-69	Boston	24	0	19,006	W
12-14-69	Houston	23	27	39,215	L
11- 7-71	Foxboro	28	20	53,155	W
11-25-73	Houston	32	0	27,344	W

Totals

543

455

608,453

1974 RESULTS

21	San Diego	14
7	Cleveland	20
7	Kansas City	17
7	Pittsburgh	13
10	Minnesota	51
27	St. Louis	31
34	Cincinnati	21
27	New York Jets	22
21	Buffalo	9
20	Cincinnati	3
0	Dallas	10
13	Pittsburgh	10
14	Denver	37
28	Cleveland	24

1975 SCHEDULE

9-21	at New England
9-28	San Diego
10- 5	Cincinnati
10-12	at Cleveland
10-19	Washington
10-26	Detroit
11- 2	at Kansas City
11- 9	at Pittsburgh
11-16	Miamia
11-24	Pittsburgh
11-30	at Cincinnati
12- 7	at San Francisco
12-14	at Oakland
12-21	Cleveland

HOUSTON NOTES: Patriot's 45-3 victory on 11-1-63 at Fenway Park was club's largest all-time victory margin . . . 2 of 7 Patriots' shutout wins over Oilers.

MIAMI DOLPHINS

American Conference

Eastern Division

SEPTEMBER 28—AT FOXBORO

DECEMBER 1—AT MIAMI

Address: 330 Biscayne Blvd.

Miami, Fla. 33132.

Office Phone: (305) 379-1851

Managing General Partner: Joe Robbie

Head Coach: Don Shula

Public Relations: Charlie Callahan

Home Field: Orange Bowl (80,045)

Colors: Aqua and Orange.

All-time Record: Patriots trail series 6-11-0

Home: 4-4-0

Away: 2-7-0



ALL-TIME REGULAR SEASON RESULTS

Date	Location	Pats	Opp	Att	Results
11-27-66	Miami	20	14	22,754	W
10-15-67	Boston	41	10	23,955	W
12-17-67	Miami	32	41	25,969	L
11-24-68	Boston	10	34	18,305	L
12- 8-68	Miami	7	38	24,242	L
11- 9-69	Boston	16	17	19,821	L
11-30-69	Tampa	38	23	32,121	W
9-20-70	Boston	27	14	32,607	W
12- 6-70	Miami	20	37	51,032	L
10-17-71	Miami	3	41	58,822	L
12- 5-71	Foxboro	34	13	61,457	W
11-12-72	Miami	0	52	80,010	L
12- 3-72	Foxboro	21	37	60,999	L
9-30-73	Miami	23	44	80,047	L
10-28-73	Foxboro	14	30	61,279	L
9-15-74	Foxboro	34	24	55,006	W
12-15-74	Miami	27	34	79,420	L
Totals		367	503	787,846	

1974 RESULTS

24	New England	34
24	Buffalo	16
28	San Diego	21
21	New York Jets	17
17	Washington	20
9	Kansas City	3
17	Baltimore	7
42	Atlanta	7
21	New Orleans	0
35	Buffalo	28
14	New York Jets	17
24	Cincinnati	3
17	Baltimore	16
34	New England	27

1975 SCHEDULE

9-22	Oakland
9-28	at New England
10- 5	at Green Bay
10-12	Philadelphia
10-19	at New York Jets
10-26	at Buffalo
11- 2	at Chicago
11- 9	New York Jets
11-16	at Houston
11-23	Baltimore
12- 1	New England
12- 7	Buffalo
12-14	at Baltimore
12-20	Denver

Additional games in 1974—Lost to Oakland 28-26 in AFC playoff.

MIAMI SERIES NOTES: Dolphins own 2-2-0 record at Schaefer Stadium . . . Patriot's won only neutral site game at Tampa, 11-30-69 . . . sellout at Miami will move series attendance at Orange Bowl over 500,000 mark . . . Patriots' "Monday Night Football" record is 0-1 (17-24 loss to Baltimore, 11-6-72 at Schaefer) . . . 61,457 fans at 12-5-71 game set all-time Schaefer crowd record . . . 80,047 at Orange Bowl on 9-30-73 largest Patriots crowd ever.

NEW YORK JETS

American Conference

Eastern Division

OCTOBER 5—AT NEW YORK

DECEMBER 7—AT FOXBORO

Address: 595 Madison Avenue

New York, N.Y. 10022

Office Phone: (212) 421-6600

President: Philip H. Iselin

General Manager: Al Ward

Head Coach: Charley Winner

Public Relations: Frank Ramos (Jim Trecker)

Home Field: Shea Stadium (60,000)

All-time Record: Patriots trail series 9-20-1

Home: 5-8-1

Away: 4-12-0*

* Including loss at Birmingham, Alabama.



ALL-TIME REGULAR SEASON RESULTS

Date	Location	Pats	Opp	Att	Results
9-16-60	New York	28	24	19,220	W
11-11-60	Boston	38	21	11,653	W
9- 9-61	Boston	20	21	16,683	L
10- 1-61	New York	30	37	15,189	L
10- 6-62	New York	43	14	14,412	W
11-30-62	Boston	24	17	20,015	W
9- 8-63	Boston	38	14	24,120	W
10- 5-63	New York	24	31	16,769	L
9-27-64	Boston	26	10	22,176	W
10-31-64	New York	14	35	45,033	L
11-14-65	Boston	20	30	18,589	L
11-28-65	New York	27	23	59,334	W
10- 2-66	Boston	24	24	27,255	T
12-18-66	New York	28	38	58,921	L
10-29-67	New York	23	30	62,784	L
11-19-67	Boston	24	29	26,790	L
9-22-68	Birmingham	31	47	29,192	L
10-27-68	New York	14	48	62,351	L
10- 5-69	Boston	14	23	25,584	L
10-26-69	New York	17	23	62,298	L
9-27-70	Boston	21	31	36,040	L
11-22-70	New York	3	17	61,822	L
10-10-71	Foxboro	20	0	61,357	W
12-12-71	New York	6	13	63,175	L
10-15-72	Foxboro	13	41	60,999	L
10-29-72	New York	10	34	62,867	L
10-14-73	Foxboro	7	9	58,659	L
11-11-73	New York	13	33	60,737	L
10-13-74	New York	24	0	61,400	W
11-17-74	Foxboro	16	21	61,279	L
Totals		640	738	1,227,243	

1974 RESULTS

16	Kansas City	24
23	Chicago	21
12	Buffalo	16
17	Miami	21
0	New England	24
20	Baltimore	35
13	Los Angeles	20
22	Houston	27
26	New York Giants	20
21	New England	16
17	Miami	14
27	San Diego	14
20	Buffalo	10
45	Baltimore	38

1975 SCHEDULE

9-21	at Buffalo
9-28	at Kansas City
10- 5	New England
10-12	at Minnesota
10-19	Miami
10-26	Baltimore
11- 2	Buffalo
11- 9	at Miami
11-16	at Baltimore
11-23	St. Louis
11-30	Pittsburgh
12- 7	at New England
12-15	at San Diego
12-21	Dallas

CINCINNATI BENGALS

American Conference

Central Division

OCTOBER 12 — AT CINCINNATI

Address: 200 Riverfront Stadium
Cincinnati, Ohio 45202

Office Phone: (513) 621-3550

President: John Sawyer

General Manager: Paul Brown

Head Coach: Paul Brown

Public Relations: Al Heim

Home Field: Riverfront Stadium (56,200)

Colors: Orange, Black and White.

All-time Record: Series tied, 2-2-0.

Home: 1-1-0.

Away: 1-1-0.



ALL-TIME REGULAR SEASON RESULTS

Date	Location	Pats	Opp	Att	Results
12-1-68	Boston	33	14	17,796	W
11-16-69	Cincinnati	25	14	27,927	W
12-20-70	Cincinnati	7	45	60,157	L
9-17-72	Foxboro	7	31	60,999	L

1974 RESULTS

33	Cleveland	7
17	San Diego	20
21	San Francisco	3
28	Washington	17
34	Cleveland	24
27	Oakland	30
21	Houston	34
24	Baltimore	14
17	Pittsburgh	10
3	Houston	20
33	Kansas City	6
3	Miami	24
19	Detroit	23
3	Pittsburgh	27

1975 SCHEDULE

9-21	Cleveland
9-28	at New Orleans
10- 5	at Houston
10-12	New England
10-19	Oakland
10-26	at Atlanta
11- 2	Pittsburgh
11- 9	at Denver
11-17	Buffalo
11-23	at Cleveland
11-30	Houston
12- 7	at Philadelphia
12-13	at Pittsburgh
12-21	San Diego

10 LARGEST CROWDS TO SEE THE PATRIOTS PLAY

Date	Crowd	City	Result
9-30-73	80,047	Miami	Dolphins 44, Patriots 23
10-20-74	80,020	Buffalo	Bills 30, Patriots 28
11-12-72	80,010	Miami	Dolphins 52, Patriots 0
12-15-74	79,420	Miami	Dolphins 34, Patriots 27
12- 9-73	75,841	Buffalo	Bills 37, Patriots 13
8-19-61	73,916	Philadelphia	N.Y. Titans 17, Patriots 8
10-24-71	65,708	Dallas	Cowboys 44, Patriots 21
11-21-71	65,238	Cleveland	Browns 27, Patriots 7
11- 4-73	65,070	Philadelphia	Eagles 24, Patriots 23
12-10-72	64,889	New Orleans	Patriots 17, Saints 10

BALTIMORE COLTS

American Conference

Eastern Division

OCTOBER 19—AT FOXBORO

DECEMBER 21—AT BALTIMORE

Address: Executive Plaza III,
Hunt Valley, Md. 21031

Office Phone: (301) 667-4400

President: Robert Irsay

General Manager—Joseph H. Thomas

Head Coach: Ted Marchibroda

Public Relations: Barry Jones (Lenny Moore)

Home Field: Memorial Stadium (60,002)

Colors: Royal Blue, White and Silver.

All-time Record: Patriots trail series 4-6-0

Home: 2-3-0

Away: 2-3-0



ALL-TIME REGULAR SEASON RESULTS

Date	Location	Pats	Opp	Att	Results
10- 4-70	Boston	6	14	38,235	L
10-25-70	Baltimore	3	27	60,240	L
10- 3-71	Foxboro	3	23	61,232	L
12-19-71	Baltimore	21	17	57,942	W
11- 6-72	Foxboro	17	24	60,999	L
11-26-72	Baltimore	0	31	54,907	L
10- 7-73	Foxboro	24	16	57,044	W
12-16-73	Baltimore	13	18	52,065	L
10- 6-74	Foxboro	42	3	59,502	W
11-24-74	Baltimore	27	17	38,971	W
Totals		156	190	541,137	

1974 RESULTS

0	Pittsburgh	30
13	Green Bay	20
10	Philadelphia	30
3	New England	42
14	Buffalo	27
35	New York Jets	20
7	Miami	17
14	Cincinnati	24
6	Denver	17
17	Atlanta	7
17	New England	27
0	Buffalo	6
16	Miami	17
38	New York Jets	45

1975 SCHEDULE

9-21	at Chicago
9-28	Oakland
10- 5	at Los Angeles
10-12	Buffalo
10-19	at New England
10-26	at New York Jets
11- 2	Cleveland
11- 9	at Buffalo
11-16	New York Jets
11-23	at Miami
11-30	Kansas City
12- 7	at New York Giants
12-14	Miami
12-21	New England

10 TEAM RECORDS FALL

The Patriots offense racked up 10 new records during the 1974 season, including the first time in the club's history that the ground game cleared the 2000-yard plateau. The new team records:

Most points, first quarter: 21 at Miami 12-15 (19 vs. Cincinnati, 11-16-69).

Most first downs, season: 255 (243 in 1966).

Most first downs rushing, season: 123 (100 in 1962 and 1966).

Most rushing attempts, season: 520 (471 in 1966).

Most rushing yards, season: 2134 (1970 in 1962).

Most rushing touchdowns, season: 21 (17 in 1966).

Most punt return yards, season: 533 (412 in 1967).

Highest punt return average, season: 13.3 (9.8 in 1973).

Highest field goal percentage, season: 72.7 on 16 of 22 (64.1 on 25 of 39 in 1964).

Most penalty yardage, game: 122 at Minnesota 10-27 (114 vs. N.Y. Titans 9-17-60).

SAN FRANCISCO 49ers

National Conference — Western Division

OCTOBER 26—AT FOXBORO

Address: 1255 Post Street, San Francisco, Calif. 94109

Office Phone: (415) 771-1149

President: Lou Spadia

General Manager: Lou Spadia

Head Coach: Dick Nolan

Public Relations: George McFadden (Jim Muldoon)

Home Field: Candlestick Park (61,000)

Colors: Scarlet and Gold

All-time Record: Patriots trail series 0-1-0.

Home: 0-0-0

Away: 0-1-0

ALL-TIME REGULAR SEASON RESULTS

Date	Location	Pats	Opp	Att	Results
10-31-71	San Francisco	10	27	45,092	L

1974 RESULTS

17	New Orleans	13
16	Atlanta	10
3	Cincinnati	21
9	St. Louis	34
13	Detroit	17
14	Los Angeles	37
24	Oakland	35
13	Los Angeles	15
14	Dallas	20
34	Chicago	0
27	Atlanta	0
0	Cleveland	7
7	Green Bay	6
35	New Orleans	21

1975 SCHEDULE

9-21	at Minnesota
9-28	Los Angeles
10- 5	at Kansas City
10-12	Atlanta
10-19	New Orleans
10-26	at New England
11- 2	Detroit
11- 9	at Los Angeles
11-16	Chicago
11-23	at New Orleans
11-30	at Philadelphia
12- 7	Houston
12-14	at Atlanta
12-21	New York Giants



ST. LOUIS CARDINALS

National Conference — Eastern Division

NOVEMBER 2 — AT ST. LOUIS

Address: 200 Stadium Plaza, St. Louis, Mo. 63102

Office Phone: (314) 421-0777

Managing Partner: Bill Bidwell

Dir. Operations: Joe Sullivan

Head Coach: Don Coryell

Public Relations: Joe Rhein (Tom Simons)

Home Field: Busch Memorial Stadium (51,392)

Colors: Red, White and Black.

All-time Records: Patriots trail series 0-1-0.

Home: 0-0-0

Away: 0-1-0

ALL-TIME REGULAR SEASON RESULTS

Date	Location	Pats	Opp	Att	Results
11- 8-70	St. Louis	0	31	46,466	L

1974 RESULTS

7	Philadelphia	3
17	Washington	10
29	Cleveland	7
34	San Francisco	9
31	Dallas	28
31	Houston	27
23	Washington	20
14	Dallas	17
24	Minnesota	28
13	Philadelphia	3
23	New York Giants	21
13	Kansas City	17
0	New Orleans	14
26	New York Giants	14

1975 SCHEDULE

9-21	Atlanta
9-28	at Dallas
10- 5	New York Giants
10-13	at Washington
10-19	Philadelphia
10-25	at New York Giants
11- 2	New England
11- 9	at Philadelphia
11-16	Washington
11-23	at New York Jets
11-27	Buffalo
12- 7	Dallas
12-14	at Chicago
12-21	at Detroit

Additional games in 1974: Lost NFC Playoff game to Minnesota, 30-14.



SAN DIEGO CHARGERS

American Conference

Western Division

NOVEMBER 9 — AT SAN DIEGO

Address: San Diego Stadium,

P.O. Box 20666,

San Diego, Calif. 92120

Office Phone: (714) 280-2111

President: Gene Klein

General Manager: Harland Sware

Head Coach: Tommy Prothro

Public Relations: Jerry Wynn (Walter Hoyer)

Home Field: San Diego Stadium (52,568)

Colors: Blue, White and Gold

All-time Record: Patriots trail series 8-11-2.

Home: 3-7-1

Away: 5-4-1



ALL-TIME REGULAR SEASON RESULTS

Date	Location	Pats	Opp	Att	Results
10- 8-60	Los Angeles	35	0	18,226	W
10-28-60	Boston	16	45	13,988	L
10- 7-61	Boston	27	38	17,748	L
12-17-61	San Diego	41	0	21,339	W
10-19-62	Boston	24	20	20,888	W
12- 9-62	San Diego	20	14	19,887	W
9-14-63	San Diego	13	17	26,097	L
11-10-63	Boston	6	7	28,402	L
9-20-64	San Diego	33	28	20,568	W
10- 9-64	Boston	17	26	35,096	L
10-17-65	Boston	13	13	20,924	T
10-31-65	San Diego	22	6	33,366	W
9-10-66	San Diego	0	24	29,539	L
10-23-66	Boston	35	17	32,371	W
9- 9-67	San Diego	14	28	39,337	L
10- 8-67	San Diego	31	31	23,620	T
11-10-68	Boston	17	27	19,278	L
10-19-69	Boston	10	13	18,346	L
12- 7-69	San Diego	18	28	33,146	L
11-15-70	Boston	14	16	30,597	L
12- 2-73	Foxboro	30	14	58,150	W
Totals		436	412	560,913	

1974 RESULTS

14	Houston	21
20	Cincinnati	17
21	Miami	28
7	Philadelphia	13
10	Oakland	14
7	Denver	27
14	Kansas City	24
36	Cleveland	35
14	Kansas City	7
10	Oakland	17
0	Green Bay	34
14	New York Jets	27
28	Chicago	21
17	Denver	0

1975 SCHEDULE

9-21	Pittsburgh
9-28	at Houston
10- 5	Oakland
10-12	Los Angeles
10-19	Kansas City
10-26	at Oakland
11- 1	at New York Giants
11- 9	New England
11-16	Denver
11-23	at Minnesota
11-30	at Denver
12- 7	at Kansas City
12-15	New York Jets
12-21	at Cincinnati

SAN DIEGO SERIES NOTES: Third meeting since 1970 merger . . . fourth longest all-time series (21 games) for Patriots (topped by Bills, Oilers, Jets) . . . 9th regular season appearance for Patriots at San Diego . . . Mack Herron's 92-yard kickoff return set club record and sparked 30-14 win in last meeting.

DALLAS COWBOYS

National Conference

Eastern Division

NOVEMBER 16—AT FOXBORO

Address: 1616 N. Central Expressway,
Dallas, Texas 75206

Office Phone: (214) 369-8000

Chairman of Board: Clint Murchison

General Manager: Tex Schramm

Head Coach: Tom Landry

Public Relations: Curt Mosher (Doug Todd)

Home Field: Texas Stadium (65,101)

Colors: Royal Blue, Metallic Blue and White.

All-time Record: Patriots trail 0-1-0.

Home: 0-0-0

Away: 0-1-0



ALL-TIME REGULAR SEASON RESULTS

Date	Location	Pats	Opp	Att	Results
10-24-71	Irving	21	44	65,708	L

1974 RESULTS

24	Atlanta	0
10	Philadelphia	13
6	New York Giants	14
21	Minnesota	23
28	St. Louis	31
31	Philadelphia	24
21	New York Giants	7
17	St. Louis	14
20	San Francisco	14
21	Washington	28
10	Houston	0
24	Washington	23
41	Cleveland	17
23	Oakland	27

1975 SCHEDULE

9-21	Los Angeles
9-28	St. Louis
10- 6	at Detroit
10-12	at New York Giants
10-19	Green Bay
10-26	at Philadelphia
11- 2	at Washington
11-10	Kansas City
11-16	at New England
11-23	Philadelphia
11-30	New York Giants
12- 7	at St. Louis
12-13	Washington
12-21	at New York Jets

1974 RECORD BREAKERS

Ten individual team records were re-written during the 1974 season. Mack Herron did the most damage to the Patriots record book as he accounted for nine of the 10 new marks.

Most rushing touchdowns, game: 3 by Sam Cunningham at Buffalo 10-20 (2 held by many players).

Most touchdowns, season: 12 (7 run, 5 pass) by Mack Herron (11 by 3 other players).

Most punt return yards, lifetime: 799 by Mack Herron (487 by Carl Garrett, 1969-72).

Most punt return yards, season: 517 by Mack Herron (282 by Mack Herron, 1973).

Most punt returns, lifetime: 62 by Mack Herron (56 by Ron Burton, 1960-65).

Most punt returns, season: 35 by Mack Herron (27 by Mack Herron, 1973).

Longest punt return, game: 66 by Mack Herron vs. Baltimore 10-6 (62 by Ron Burton vs. Houston 11-12-62 and Carl Garrett vs. Jets 9-27-70).

Highest punt return average, lifetime: 12.9 by Mack Herron (11.3 by Carl Garrett, 1969-72).

Highest punt return average, season: 14.8 by Mack Herron (10.8 by Mack Herron, 1973).

Most fumbles, season: 12 by Mack Herron (10 by Jim Nance in 1967 and Sam Cunningham in 1973).

BUFFALO BILLS

American Conference

Eastern Division

NOVEMBER 23—AT BUFFALO

DECEMBER 14—AT FOXBORO

Address: 1 Bills Drive

Orchard Park, N.Y. 14127

Office Phone: (716) 648-1800

President: Ralph C. Wilson, Jr.

General Manager: Bob Lustig

Head Coach: Lou Saban

Public Relations: L. Budd Thalman (Rusty Martin)

Home Field: Rich Stadium (80,000)

All-time Record: Patriots trail series 13-16-1 (a)

Home: 7-8-0

Away: 6-8-1



ALL-TIME REGULAR SEASON RESULTS

Date	Location	Pats	Opp	Att	Results
9-23-60	Boston	0	13	20,732	L
12- 4-60	Buffalo	14	38	14,335	L
9-23-61	Buffalo	23	21	21,504	W
10-22-61	Boston	52	21	9,398	W
11- 3-62	Buffalo	28	28	33,247	T
11-23-62	Boston	21	10	20,021	W
10-26-63	Buffalo	21	28	29,243	L
12- 1-63	Boston	17	7	16,981	W
11-15-64	Buffalo	36	28	42,308	W
12-20-64	Boston	14	24	38,021	L
9-11-65	Buffalo	7	45	45,502	L
11- 7-65	Boston	7	23	24,415	L
10- 8-66	Buffalo	20	10	45,542	W
12- 4-66	Boston	14	3	39,350	W
9-24-67	Buffalo	23	0	45,748	W
12- 9-67	Boston	16	44	20,627	L
9- 8-68	Buffalo	16	7	38,865	W
10-20-68	Boston	23	6	21,082	W
10-11-69	Buffalo	16	23	46,201	L
11-23-69	Boston	35	21	25,584	W
11- 1-70	Boston	10	45	31,148	L
11-29-70	Buffalo	14	10	31,427	W
11-14-71	Foxboro	38	33	57,446	W
11-28-71	Buffalo	20	27	27,166	L
10- 8-72	Buffalo	14	38	41,749	L
11-19-72	Foxboro	24	27	60,999	L
9-16-73	Foxboro	13	31	56,114	L
12- 9-73	Buffalo	13	37	75,841	L
10-20-74	Buffalo	28	30	80,020	L
11- 3-74	Foxboro	28	29	61,279	L
Totals		605	686	1,121,895	

(a)—12-28-62 East Playoff Games at Buffalo — Patriots won 26-6 (Att. 33,044). Not included in above list.

1974 RESULTS

21	Oakland	20
16	Miami	24
16	New York Jets	12
27	Green Bay	7
27	Baltimore	14
30	New England	28
16	Chicago	6
29	New England	28
9	Houston	21
28	Miami	35
15	Cleveland	10
6	Baltimore	0
10	New York Jets	20
14	Los Angeles	19

1975 SCHEDULE

9-21	New York Jets
9-28	at Pittsburgh
10- 5	Denver
10-12	at Baltimore
10-20	New York Giants
10-26	Miami
11- 2	at New York Jets
11- 9	Baltimore
11-17	at Cincinnati
11-23	New England
11-27	at St. Louis
12- 7	at Miami
12-14	at New England
12-20	Minnesota

Additional games in 1974—Lost AFC Playoff game to Pittsburgh 32-14.

REGULAR SEASON SERIES

VS. ATLANTA (1-0-0)

1972 at Pats 21, Falcons 20

VS. BALTIMORE (4-6-0)

SEE PAGE 38.

VS. BUFFALO (13-15-1)

SEE PAGE 42.

VS. CHICAGO (1-0-0)

1973 Pats 13, at Bears 10

VS. CINCINNATI (2-2-0)

SEE PAGE 37.

VS. CLEVELAND (0-2-0)

1971 Pats 7, at Browns 27

1974 at Pats 14, Browns 21

VS. DALLAS (0-1-0)

SEE PAGE 41.

VS. DENVER (10-9-0)

1960 at Pats 10, Broncos 13

Pats 24, at Broncos 31

1961 at Pats 45, Broncos 17

Pats 28, at Broncos 24

1962 at Pats 41, Broncos 16

Pats 33, at Broncos 29

1963 Pats 10, at Broncos 14

at Pats 40, Broncos 21

1964 Pats 39, at Broncos 10

at Pats 12, Broncos 7

1965 at Pats 10, Broncos 27

Pats 28, at Broncos 20

1966 Pats 24, at Broncos 10

at Pats 10, Broncos 17

1967 Pats 21, at Broncos 26

1968 Pats 20, at Broncos 17

at Pats 14, Broncos 35

1969 Pats 7, at Broncos 35

1972 Pats 21, at Broncos 45

VS. DETROIT (0-1-0)

1971 at Pats 7, Lions 34

VS. GREEN BAY (1-0-0)

1973 at Pats 33, Packers 24

VS. HOUSTON (12-9-1)

SEE PAGE 34.

VS. KANSAS CITY (5-11-3)

1960 at Pats 42, Chiefs 14

Pats 0, at Chiefs 34

1961 Pats 18, at Chiefs 17

at Pats 28, Chiefs 21

1962 Pats 28, at Chiefs 42

at Pats 7, Chiefs 27

1963 at Pats 24, Chiefs 24

Pats 3, at Chiefs 35

1964 at Pats 24, Chiefs 7

Pats 31, at Chiefs 24

1965 Pats 17, at Chiefs 27

at Pats 10, Chiefs 10

1966 at Pats 24, Chiefs 43

Pats 27, at Chiefs 27

1967 at Pats 10, Chiefs 33

1968 Pats 17, at Chiefs 31

1969 at Pats 0, Chiefs 31

1970 Pats 10, at Chiefs 23

1973 at Pats 7, Chiefs 10

VS. LOS ANGELES (1-0-0)

1974 at Pats 20, Rams 14

VS. MIAMI (6-11-0)

SEE PAGE 35.

VS. MINNESOTA (1-1-0)

1970 at Pats 14, Vikings 35

1974 Pats 17, at Vikings 14

VS. NEW ORLEANS (1-0-0)

1972 Pats 17, at Saints 10

VS. NEW YORK GIANTS (1-1-0)

1970 at Pats 0, Giants 16

1974 Pats 28, at Giants 20

VS. NEW YORK JETS (9-20-1)

SEE PAGE 36.

VS. OAKLAND (9-9-1)

1960 Pats 14, at Raiders 27

at Pats 34, Raiders 28

1961 at Pats 20, Raiders 17

Pats 35, at Raiders 21

1962 at Pats 26, Raiders 16

Pats 0, at Raiders 20

1963 Pats 20, at Raiders 14

at Pats 20, Raiders 14

1964 Pats 17, at Raiders 14

at Pats 43, Raiders 43

1965 at Pats 10, Raiders 24

Pats 21, at Raiders 30

1966 at Pats 24, Raiders 21

1967 Pats 7, at Raiders 35

at Pats 14, Raiders 48

1968 Pats 10, at Raiders 41

1969 at Pats 23, Raiders 38

1971 at Pats 20, Raiders 6

1974 Pats 26, at Raiders 41

VS. PHILADELPHIA (0-1-0)

1973 Pats 23, at Eagles 24

VS. PITTSBURGH (0-2-0)

1972 Pats 3, at Steelers 33

1974 at Pats 17, Steelers 21

VS. SAN DIEGO (8-11-2)

SEE PAGE 40.

VS. ST. LOUIS (0-1-0)

SEE PAGE 39.

VS. SAN FRANCISCO (0-1-0)

SEE PAGE 39.

VS. WASHINGTON (1-0-0)

1972 at Pats 24, Redskins 23

8-1 vs. NFC SINCE '72

In the five seasons since the AFL-NFL merger in 1970, the Patriots have compiled a 23-47-0 regular season record, including 15-40-0 vs. AFC teams and 8-7-0 vs. NFC clubs. Since 1972 the record vs. NFC competition is 8-1-0. The team's all-time record is 86-115-9, which includes a 63-68-9 mark in AFL play (1960-69).

PATRIOTS VS. ALL OPPONENTS

IN REGULAR SEASON PLAY

Team	W	L	T	.Pct.	PF	PA
Atlanta	1	0	0	1.000	21	20
Baltimore	4	6	0	.400	156	190
Buffalo	13	16	1	.448	605	686
Chicago	1	0	0	1.000	13	10
Cincinnati	2	2	0	.500	72	104
Cleveland	0	2	0	.000	21	48
Dallas	0	1	0	.000	21	44
Denver	10	9	0	.526	437	414
Detroit	0	1	0	.000	7	34
Green Bay	1	0	0	1.000	33	24
Houston	12	9	1	.571	543	455
Kansas City	5	11	3	.313	327	480
Los Angeles	1	0	0	1.000	20	14
Miami	6	11	0	.353	367	503
Minnesota	1	1	0	.500	31	49
New Orleans	1	0	0	1.000	17	10
New York Giants	1	1	0	.500	28	36
New York Jets	9	20	1	.310	640	738
Oakland	9	9	1	.500	384	498
Philadelphia	0	1	0	.000	23	24
Pittsburgh	0	2	0	.000	20	54
St. Louis	0	1	0	.000	0	31
San Diego	8	11	2	.421	436	412
San Francisco	0	1	0	.000	10	27
Washington	1	0	0	1.000	24	23
Patriots' Totals	86	115	9	.428	4256	4928

ALL-TIME ATTENDANCES

Year	Home Games	Att.	Away Games	Att.	Total
1960	7	118,260	7	110,316	228,576
1961	7	115,610	7	129,984	245,594
1962	7	150,626	7	170,983	321,609
1963	7	169,870	7	143,936	313,806
1964	7	199,652	7	175,246	374,898
1965	7	143,098	7	245,485	388,583
1966	7	190,138	7	240,668	430,806
1967(a)	6	138,861	8	287,279	426,140
1968(a)	6	127,267	8	318,396	445,663
1969	7	149,412	7	284,587	433,999
1970	7	245,537	7	361,842	607,379
1971	7	411,109	7	383,143	794,252
1972	7	426,993	7	402,159	829,152
1973	7	410,443	7	416,805	827,248
1974	7	420,903	7	411,595	832,498
Totals	103	3,417,779	107	4,082,424	7,500,203

(POST-SEASON GAMES)

1963	—	—	2	64,314	64,314
Grand Totals	103	3,417,779	109	4,146,738	7,564,517

(a) One home game rescheduled and played away from home.

ONE GAME RECORDS

Largest Home Crowd: 61,457 vs. Miami at Schaefer Stadium on Dec. 5, 1971.

Smallest Home Crowd: 8,446 vs. Oakland at Boston University Field on Nov. 11, 1960.

Largest Away Crowd: 80,047 at Miami, Sept. 30, 1973.

Smallest Away Crowd: 6,500 vs. Oakland at San Francisco on Dec. 9, 1961.

HISTORICAL HIGHLIGHTS

- Nov. 16, 1959 — American Football League's eighth franchise awarded to William H. Sullivan, Jr.
- Nov. 22, 1959 — Selected Northwestern running back Ron Burton as first draft choice and Syracuse running back Gerhard Schwedes as first territorial choice.
- Dec. 20, 1959 — Clemson quarterback Harvey White first player signed.
- Feb. 8, 1960 — Lou Saban signed as club's first head coach.
- Feb. 20, 1960 — Public contest produced team name of Patriots. Red, white, and blue selected as team colors.
- April 1, 1960 — Boston University Field Patriots first home field.
- April 2, 1960 — First professional sports team in history to issue public stock.
- April 19, 1960 — Uniformed Patriot centering a football (creative work of Boston-Worcester cartoonist Phil Bissell) adopted as team insignia.
- July 4, 1960 — Open first pre-season training camp at UMass, 350 players attend.
- July 30, 1960 — In first pre-season game in AFL history Patriots defeated Bills 28-7 at Buffalo (War Memorial Stadium). DE Bob Dee recovered fumble for the league's first touchdown.
- Aug. 14, 1960 — First professional sports event ever staged in Harvard Stadium found Patriots losing 24-14 decision to Dallas Texans (to become Kansas City Chiefs) before 11,000 fans.
- Sept. 9, 1960 — A crowd of 21,597 was on hand at BU Field to welcome pro football back to Boston after 11-year absence. Patriots lost first regular season game 13-10 to Denver.
- Sept. 16, 1960 — Defensive back Chuck Shonta recovered a fumble on the final play of the game and ran for a touchdown to bring a 28-24 win over New York Titans (to become New York Jets) at Polo Grounds, N. Y. for Patriots first regular season victory.
- Nov. 18, 1960 — The first sellout (27,123) watched Patriots drop 24-10 game to Houston at B. U.
- Oct. 19, 1961 — Mike Holovak named head coach replacing Lou Saban.
- Oct. 22, 1961 — Most productive game ever, 52-21 win over Buffalo at B. U.
- Oct. 11, 1963 — First game in Fenway Park, beat Oakland 20-14.
- Dec. 28, 1963 — Won Eastern Division (AFL) title in 26-8 victory over Buffalo in league's only playoff game ever held.
- Jan. 5, 1964 — Lost AFL title in 51-10 game with San Diego Chargers.
- Feb. 18, 1967 — Team's corporate title changed to Boston Patriots Football Club, Inc. from American League Professional Football Team of Boston, Inc.
- Jan. 30, 1969 — Clive Rush named head coach replacing Mike Holovak.
- April 4, 1970 — Foxboro selected as site for Patriots new home. (Special town meeting gave okay on 4-13-70).
- Nov. 4, 1970 — John Mazur named head coach replacing Clive Rush.
- March 22, 1971 — Team renamed New England Patriots.
- Aug. 15, 1971 — Schaefer Stadium dedication game (Gino Cappelletti's 36-yard field goal first points scored in 20-14 win over New York Giants before 60,423 fans).
- Feb. 17, 1972 — Make financial history by paying first cash dividend of 15 cents per share.
- Nov. 13, 1972 — Phil Bengtson named interim head coach replacing John Mazur who resigned.
- Jan. 26, 1973 — Chuck Fairbanks named head coach and general manager.
- April 9, 1974—Robert L. Marr elected President by Board of Directors.

REGULAR SEASON RESULTS

1960 (Fourth in AFL-East, 5-9-0)

Date	PF	Opponent	PA	Result	Attendance
9/ 9	10	Denver	13	L	21,597
9/16	28	at New York	24	W	19,220
9/23	0	Buffalo	13	L	20,732
10/ 8	35	at Los Angeles	0	W	18,226
10/16	14	Oakland (at S. F.)	27	L	11,500
10/23	24	at Denver	31	L	12,683
10/28	16	Los Angeles	45	L	13,988
11/ 4	34	Oakland	28	W	8,446
11/11	38	New York	21	W	11,653
11/18	42	Dallas	14	W	14,721
11/25	10	Houston	24	L	27,123
12/ 4	14	at Buffalo	38	L	14,335
12/11	0	at Dallas	34	L	12,000
12/18	21	at Houston	37	L	22,352
Total	286		349		228,576

NOTE: All home games played at Boston University Field.

1961 (Second in AFL-East, 9-4-1)

Date	PF	Opponent	PA	Result	Attendance
9/ 9	20	New York	21	L	16,683
9/16	45	Denver	17	W	14,479
9/23	23	at Buffalo	21	W	21,504
10/ 1	30	at New York	37	L	15,189
10/ 7	27	San Diego	38	L	17,748
10/13	31	Houston	31	T	15,070
10/22*	52	Buffalo	21	W	9,398
10/29	18	at Dallas	17	W	20,500
11/ 3	28	Dallas	21	W	25,063
11/12	15	at Houston	27	L	35,649
11/17	20	Oakland	17	W	17,169
12/ 3	28	at Denver	24	W	9,303
12/ 9	35	Oakland (at S. F.)	21	W	6,500
12/17	41	at San Diego	0	W	21,339
Total	413		313		245,594

* Hurricane threat postponed this originally scheduled night game from October 20.

NOTE: All home games played at Boston University Field.

1962 (Second in AFL-East, 9-4-1)

Date	PF	Opponent	PA	Result	Attendance
9/ 8	28	at Dallas	42	L	32,000
9/16	34	Houston	21	W	32,276
9/21	41	Denver	16	W	21,038
10/ 5	43	at New York	14	W	14,412
10/12	7	Dallas	27	L	23,874
10/19	24	San Diego	20	W	20,888
10/26	26	Oakland	16	W	12,514
11/ 3	28	at Buffalo	28	T	33,247
11/11	33	at Denver	29	W	28,187
11/18	17	at Houston	21	L	35,250
11/23	21	Buffalo	10	W	20,021
11/30	24	New York	17	W	20,015
12/ 9	20	at San Diego	14	W	19,887
12/16	0	at Oakland	20	L	8,000
Total	346		295		321,609

NOTE: All home games played at Boston University Field with exception of 9/16 game vs. Houston which was played at Harvard Stadium.

1963 (First in AFL-East, 7-6-1)

Date	PF	Opponent	PA	Result	Attendance
9/ 8	38	New York	14	W	24,120
9/14	13	at San Diego	17	L	26,097
9/22	20	at Oakland	14	W	17,131
9/29	10	at Denver	14	L	18,636
10/ 5	24	at New York	31	L	16,769
10/11	20	Oakland	14	W	26,494

10/18	40	Denver	21	W	25,418
10/26	21	at Buffalo	28	L	29,243
11/ 1	45	Houston	3	W	31,185
11/10	6	San Diego	7	L	28,402
11/17	24	Kansas City	24	T	17,270
12/ 1	17	Buffalo	7	W	16,981
12/ 8	46	at Houston	28	W	23,462
12/14	3	at Kansas City	35	L	12,598
Total	327		257		313,806

EASTERN DIVISION CHAMPIONSHIP

12/28	26	at Buffalo	8	W	33,044
-------	----	------------	---	---	--------

AFL CHAMPIONSHIP

1/ 5	10	at San Diego	51	L	31,270
------	----	--------------	----	---	--------

Grand

Total	363		316		378,120
-------	-----	--	-----	--	---------

NOTE: All home games played at Fenway Park with exception of 9/8 vs. New York which was played at Boston College Alumni Stadium.

1964 (Second in AFL-East, 10-3-1)

Date	PF	Opponent	PA	Result	Attendance
9/13	17	at Oakland	14	W	21,126
9/20	33	at San Diego	28	W	20,568
9/27	26	New York	10	W	22,716
10/ 4	39	at Denver	10	W	15,485
10/ 9	17	San Diego	26	L	35,096
10/16	43	Oakland	43	T	23,279
10/23	24	Kansas City	7	W	27,400
10/31	14	at New York	35	L	45,033
11/ 6	25	Houston	24	W	28,161
11/15	36	at Buffalo	28	W	42,308
11/20	12	Denver	7	W	24,979
11/29	34	at Houston	17	W	17,560
12/ 6	31	at Kansas City	24	W	13,166
12/20	14	Buffalo	24	L	38,021
Total	365		297		374,898

NOTE: All home games played at Fenway Park with exception of 9/27 vs. New York which was played at Boston College Alumni Stadium.

1965 (Third in AFL-East, 4-8-2)

Date	PF	Opponent	PA	Result	Attendance
9/11	7	at Buffalo	24	L	45,502
9/19	10	at Houston	31	L	32,445
9/24	10	Denver	27	L	26,782
10/ 3	17	at Kansas City	27	L	26,773
10/ 8	10	Oakland	24	L	24,824
10/17	13	San Diego	13	T	20,924
10/24	21	at Oakland	30	L	20,858
10/31	22	at San Diego	6	W	33,366
11/ 7	7	Buffalo	33	L	24,415
11/14	20	New York	30	L	18,589
11/21	10	Kansas City	10	T	13,056
11/28	27	at New York	23	W	59,334
12/12	28	at Denver	20	W	27,027
12/18	42	Houston	14	W	14,508
Total	244		302		388,583

NOTE: All home games played at Fenway Park.

1966 (Second in AFL-East, 8-4-2)

Date	PF	Opponent	PA	Result	Attendance
9/10	0	at San Diego	24	L	29,539
9/18	24	at Denver	10	W	25,337
9/25	24	Kansas City	43	L	22,641
10/ 2	24	New York	24	T	27,255
10/ 8	20	at Buffalo	10	W	45,542
10/23	35	San Diego	17	W	32,371
10/30	24	Oakland	21	W	26,941
11/ 6	10	Denver	17	L	18,154
11/13	27	Houston	21	W	23,426
11/20	27	at Kansas City	27	T	41,475
11/27	20	at Miami	14	W	22,754
12/ 4	14	Buffalo	3	W	39,350

12/11	38	at Houston	14	W	17,100
12/18	28	at New York	38	L	58,921
Total	315		283		430,806

NOTE: All home games played at Fenway Park.

1967 (Fifth in AFL-East, 3-10-1)

Date	PF	Opponent	PA	Result	Attendance
9/ 3	21	at Denver	26	L	35,488
9/ 9	14	at San Diego	28	L	39,337
9/17	7	at Oakland	35	L	26,289
9/24	23	at Buffalo	0	W	45,748
10/ 8*	31	at San Diego	31	T	23,620
10/15	41	Miami	10	W	23,955
10/22	14	Oakland	48	L	25,057
10/29	23	at New York	30	L	62,784
11/ 5	18	Houston	7	W	19,422
11/12	10	Kansas City	33	L	23,010
11/19	24	New York	29	L	26,790
11/26	6	at Houston	27	L	28,044
12/ 9	16	Buffalo	44	L	20,627
12/17	32	at Miami	41	L	25,969
Total	280		389		426,140

* Scheduled as home game, played at San Diego because of World Series at Fenway Park.

NOTE: All home games played in Fenway Park with exception of 10/15 vs. Miami which was played at Boston College Alumni Stadium.

1968 (Fourth in AFL-East, 4-10-0)

Date	PF	Opponent	PA	Result	Attendance
9/ 8	16	at Buffalo	7	W	38,865
9/22*	31	New York	47	L	29,192
9/29	20	at Denver	17	W	37,024
10/ 6	10	at Oakland	41	L	44,253
10/13	0	Houston	16	L	32,502
10/20	23	Buffalo	6	W	21,082
10/27	14	at New York	48	L	62,351
11/ 3	14	Denver	35	L	18,304
11/10	17	San Diego	27	L	19,278
11/17	17	at Kansas City	31	L	48,271
11/24	10	Miami	34	L	18,305
12/ 1	33	Cincinnati	14	W	17,796
12/ 8	7	at Miami	38	L	24,242
12/15	17	at Houston	45	L	34,198
Total	229		406		445,663

* Scheduled as home game, played in Birmingham, Alabama, because of conflict with major league baseball.

NOTE: All home games played at Fenway Park.

1969 (Tied for third in AFL-East, 4-10-0)

Date	PF	Opponent	PA	Result	Attendance
9/14	7	at Denver	35	L	43,679
9/21	0	Kansas City	31	L	22,002
9/28	23	Oakland	38	L	19,069
10/ 5	14	New York	23	L	25,584
10/11	16	at Buffalo	23	L	46,201
10/19	10	San Diego	13	L	18,346
10/26	17	at New York	23	L	62,298
11/ 2	24	Houston	0	W	19,006
11/ 9	16	Miami	17	L	19,821
11/16	25	at Cincinnati	14	W	27,927
11/23	35	Buffalo	21	W	25,584
11/30	38	Miami (at Tampa)	23	W	32,121
12/ 7	18	at San Diego	28	L	33,146
12/14	23	at Houston	27	L	39,215
Total	266		316		433,999

NOTE: All home games played at Boston College Alumni Stadium.

1970 (Fifth in AFC-East, 2-12-0)

Date	PF	Opponent	PA	Result	Attendance
9/20	27	Miami	14	W	32,607
9/27	21	New York Jets	31	L	36,040

10/ 4	6	Baltimore	14	L	38,235
10/11	10	at Kansas City	23	L	50,698
10/18	0	New York Giants	16	L	39,091
10/25	3	at Baltimore	27	L	60,240
11/ 1	10	Buffalo	45	L	31,148
11/ 8	0	at St. Louis	31	L	46,466
11/15	14	San Diego	16	L	30,597
11/22	3	at New York Jets	17	L	61,822
11/29	14	at Buffalo	10	W	31,427
12/ 6	20	at Miami	37	L	51,032
12/13	14	Minnesota	35	L	37,819
12/20	7	at Cincinnati	45	L	60,157
Total	149		361		607,379

NOTE: All home games played at Harvard Stadium.

1971 (Third in AFC-East, 6-8-0)

Date	PF	Opponent	PA	Result	Attendance
9/19	20	Oakland	6	W	55,405
9/26	7	Detroit	34	L	61,057
10/ 3	3	Baltimore	23	L	61,232
10/10	20	New York Jets	0	W	61,357
10/17	3	at Miami	41	L	58,822
10/24	21	at Dallas	44	L	65,708
10/31	10	at San Francisco	27	L	45,092
11/ 7	28	Houston	20	W	53,155
11/14	38	Buffalo	33	W	57,446
11/21	7	at Cleveland	27	L	65,238
11/28	20	at Buffalo	27	L	27,166
12/ 5	34	Miami	13	W	61,457
12/12	6	at New York Jets	13	L	63,175
12/19	21	at Baltimore	17	W	57,942
Total	238		325		794,252

NOTE: All home games played at Schaefer Stadium.

1972 (Fifth in AFC-East, 3-11-0)

Date	PF	Opponent	PA	Result	Attendance
9/17	7	Cincinnati	31	L	60,999
9/24	21	Atlanta	20	W	60,999
10/ 1	24	Washington	23	W	60,999
10/ 8	14	at Buffalo	38	L	41,749
10/15	13	New York Jets	41	L	60,999
10/22	3	at Pittsburgh	33	L	46,081
10/29	10	at New York Jets	24	L	62,867
11/ 6	17	Baltimore	24	L	60,999
11/12	0	at Miami	52	L	80,010
11/19	24	Buffalo	27	L	60,999
11/26	0	at Baltimore	31	L	54,907
12/ 3	21	Miami	37	L	60,999
12/10	17	at New Orleans	10	W	64,889
12/17	21	at Denver	45	L	51,656
Total	192		446		829,152

1973 (Third in AFC-East, 5-9-0)

Date	PF	Opponent	PA	Result	Attendance
9/16	13	Buffalo	31	L	56,114
9/23	7	Kansas City	10	L	57,918
9/30	23	at Miami	44	L	80,047
10/ 7	24	Baltimore	16	W	57,044
10/14	7	N. Y. Jets	9	L	58,659
10/21	13	at Chicago	10	W	55,701
10/28	14	Miami	30	L	61,279
11/ 4	23	at Philadelphia	24	L	65,070
11/11	13	at N. Y. Jets	33	L	60,737
11/18	33	Green Bay	24	W	61,279
11/25	32	at Houston	0	W	27,344
12/ 2	30	San Diego	14	W	58,150
12/ 9	13	at Buffalo	37	L	75,841
12/16	13	at Baltimore	18	L	52,065
Total	258		300		827,248

1974 (Tied third in AFC-East, 7-7-0)

Date	PF	Opponent	PA	Result	Attendance
9/15	34	Miami	24	W	55,006
9/22	28	at New York Giants	20	W	49,267
9/29	20	Los Angeles	14	W	61,279
10/ 6	42	Baltimore	3	W	59,502
10/13	24	at New York Jets	0	W	61,400
10/20	28	at Buffalo	30	L	80,020
10/27	17	at Minnesota	14	W	48,497
11/ 3	28	Buffalo	29	L	61,279
11/10	14	Cleveland	21	L	61,279
11/17	16	New York Jets	21	L	61,279
11/24	27	at Baltimore	17	W	38,971
12/ 1	26	at Oakland	41	L	54,020
12/ 8	17	Pittsburgh	21	L	61,279
12/15	27	at Miami	34	L	79,420
Totals	348		289		832,498

PATRIOTS LEADERS YEAR-BY-YEAR

RUSHING

Year	Player	Att.	Yds.	Avg.	Lg	TD
1960	Alan Miller	101	416	4.2	33	1
1961	Billy Lott	100	461	4.7	38	5
1962	Ron Burton	134	548	4.0	59	2
1963	Larry Garron	179	750	4.1	†47	2
1964	Larry Garron	183	585	3.2	16	2
1965	Jim Nance	111	321	2.9	20	5
1966	Jim Nance	299	1458	4.9	†65	11
1967	Jim Nance	269	1216	4.5	53	7
1968	Jim Nance	177	593	3.4	†30	4
1969	Jim Nance	*193	750	3.9	43	6
1970	Jim Nance	145	522	3.6	21	7
1971	Carl Garrett	181	784	4.3	38	1
1972	Josh Ashton	128	546	4.3	35	3
1973	Sam Cunningham	155	516	3.3	25	4
1974	Mack Herron	231	824	3.6	28	7

PASSING

Year	Player	Att	Comp	Pct	Yds	Int	Lg	TD
1960	Butch Songin	392	187	47.7	2476	15	78	22
1961	Butch Songin	212	98	46.2	1429	9	†58	14
1962	Babe Parilli	253	140	55.3	1988	8	†67	18
1963	Babe Parilli	337	153	45.4	2335	24	†77	13
1964	Babe Parilli	473	228	48.2	3465	27	†80	31
1965	Babe Parilli	426	173	40.6	2597	26	†73	18
1966	Babe Parilli	382	181	47.4	2721	20	†63	20
1967	Babe Parilli	344	161	46.8	2317	24	†79	19
1968	Tom Sherman	226	90	39.8	1199	16	†87	12
1969	Mike Taliaferro	331	160	48.3	2160	18	77	19
1970	Joe Kapp	219	98	44.7	1104	17	48	3
1971	Jim Plunkett	328	158	48.2	2158	16	†88	19
1972	Jim Plunkett	355	169	47.6	2196	25	62	8
1973	Jim Plunkett	376	193	51.3	2550	17	64	13
1974	Jim Plunkett	352	173	49.1	2457	22	†69	19

PUNTING

Year	Player	No	Yds	Avg	Long
1960	Tom Greene	59	2235	37.9	66
1961	Tom Yewcic	62	2406	38.8	64
1962	Tom Yewcic	68	2634	38.7	56
1963	Tom Yewcic	73	2880	39.4	65
1964	Tom Yewcic	72	2787	38.7	63
1965	Tom Yewcic	74	3094	41.8	70
1966	Jim Fraser	53	2044	38.6	68
1967	Terry Swanson	65	2632	40.5	62
1968	Bob Scarpitto	34	1382	40.6	87
	Terry Swanson	62	2449	39.5	57
1969	Tom Janik	70	2903	41.5	56
1970	Tom Janik	86	3364	39.1	57
1971	Tom Janik	87	3249	37.3	58
1972	Pat Studstill	75	2859	38.1	57
1973	Bruce Barnes	55	2134	38.8	53
1974	Bruce Barnes	45	1604	35.6	50

PUNT RETURNS

Year	Player	No	Yds	Avg	Lg	TD
1960	Billy Wells	12	66	5.6	16	0
1961	Fred Bruney	23	109	4.7	11	0
1962	Ron Burton	21	122	5.8	22	0
1963	Bob Suci	25	233	9.3	22	0
1964	Dave Cloutier	20	136	6.8	40	0
1965	Ron Burion	15	61	4.1	12	0
1966	Tom Hennessey	7	39	5.6	11	0
1967	Jay Cunningham	17	105	6.2	44	0
	Joe Bellino	15	129	8.6	18	0
1968	Willie Porter	22	135	6.1	24	0
1969	Carl Garrett	12	159	13.3	45	0
1970	Carl Garrett	17	168	9.9	62	0
1971	Carl Garrett	8	124	15.5	50	0
1972	Carl Garrett	6	36	6.0	27	0
1973	Mack Herron	27	282	10.8	54	0
1974	Mack Herron	35	517	14.8	66	0

SCORING

Year	Player	TD	PAT	FG	Total
1960	Gino Cappelletti	0	36	8	60
1961	Gino Cappelletti	8	48	17	147
1962	Gino Cappelletti	5	38	20	128
1963	Gino Cappelletti	2	35	22	113
1964	Gino Cappelletti	7	38	25	155
1965	Gino Cappelletti	9	27	17	132
1966	Gino Cappelletti	6	35	16	119
1967	Gino Cappelletti	3	29	16	95
1968	Gino Cappelletti	2	26	15	83
1969	Gino Cappelletti	0	26	14	68
1970	Jim Nance	7	0	0	42
1971	Charlie Gogolak	0	28	12	64
1972	Carl Garrett	5	0	0	30
1973	Jeff White	0	21	14	63
1974	John Smith	0	42	16	90

PASS RECEIVING

Year	Player	No	Yds	Avg	Lg	TD
1960	Jim Colclough	49	666	13.6	61	9
1961	Gino Cappelletti	45	768	17.1	53	8
1962	Jim Colclough	40	868	21.7	178	10
1963	Jim Colclough	42	793	18.8	156	3
1964	Gino Cappelleti	49	865	17.7	158	7
1965	Jim Colclough	40	677	16.9	41	3
	Gino Cappelletti	37	680	18.4	57	9
1966	Art Graham	51	673	13.2	42	4
1967	Art Graham	41	606	14.8	179	4
1968	Jim Whalen	47	718	15.3	187	7
1969	Carl Garrett	29	267	9.2	34	2
1970	Ron Sellers	38	550	14.5	48	4
1971	Randy Vataha	51	872	17.1	188	9
1972	Reggie Rucker	44	681	15.5	62	3
1973	Reggie Rucker	53	743	14.0	64	3
1974	Mack Herron	38	474	12.5	18	5

KICKOFF RETURNS

Year	Player	No	Yds	Avg	Lg	TD
1960	Dick Christy	24	617	25.7	46	0
1961	Larry Garron	16	438	27.4	89	1
1962	Larry Garron	24	686	28.5	95	1
1963	Larry Garron	28	693	24.7	58	0
1964	J.D. Garrett	32	749	23.4	42	0
1965	Jay Cunningham	17	374	22.0	45	0
1966	Joe Bellino	18	410	22.8	43	0
1967	Jay Cunningham	30	627	20.9	41	0
1968	Willie Porter	36	812	22.6	61	0
1969	Carl Garrett	28	792	28.3	63	0
1970	Odell Lawson	25	546	21.8	52	0
1971	Carl Garrett	24	538	22.4	37	0
1972	Carl Garrett	16	410	25.6	49	0
1973	Mack Herron	41	1092	26.6	192	1
1974	Mack Herron	28	629	18.0	62	0

PASS INTERCEPTIONS

Year	Player	No	Yds	Avg	Lg	TD
1960	Gino Cappelletti	4	68	17.0	24	0
	Harry Jacobs	4	26	6.5	12	0
1961	Don Webb	5	153	30.6	59	2
1962	Ross O'Hanley	5	83	16.6	28	0
	Dick Felt	5	73	14.6	22	0
1963	Bob Suci	8	294	36.7	98	2
1964	Ron Hall	11	148	13.5	50	0
1965	Ron Hall	3	35	11.7	29	0
	Nick Buoniconti	3	31	10.3	26	0
1966	Ron Hall	6	159	26.5	87	0
	Tom Hennessey	6	99	16.5	33	0
1967	Don Webb	4	91	22.8	41	0
	Nick Buoniconti	4	7	1.8	7	0
1968	Leroy Mitchell	7	41	5.9	20	0
1969	Larry Carwell	4	114	28.5	38	0
1970	Daryl Johnson	2	51	25.5	42	0
1971	Larry Carwell	5	72	14.4	53	1
1972	Honor Jackson	4	133	33.3	55	0
1973	Ron Bolton	6	65	10.8	56	0
1974	Ron Bolton	7	18	2.6	10	0

PATRIOTS WITH "100" GAMES

(REGULAR SEASON ONLY)

Player	Pos.	No. Games	Years Played
Gino Cappelletti	K-WR	155	1960-70
Jim Lee Hunt	DT	144	1960-70
Len St. Jean	G	140	1964-73
Houston Antwine	DT	139	1961-71
Don Webb	DB	134	1961-71
Tommy Neville*	OT	132	1965-74
Jon Morris*	C	131	1964-74
Jimmy Colclough	WR	128	1960-68
Charlie Long	OT	126	1961-69
Larry Eisenhauer	DE	117	1961-69
Bob Dee	DE	114 (c)	1960-67
Larry Garron	HB	111	1960-68
Tommy Addison	LB	110	1960-67

* denotes players still active.

(c) denotes consecutive games played.

20-79-89 RETIRED



CAPPELLETTI



HUNT



DEE

Over the 15-year history of the Patriots only three players have been honored by having their jersey numbers retired from active service—No. 20 of kicker/wide receiver Gino Cappelletti; No. 79 of defensive tackle Jimmy Hunt; No. 89 of defensive end Bob Dee.

PATRIOTS ALL-TIME ROSTER

Name	Position	School	Year
Acks, Ron	LB	Illinois	1972-1973
Adams, Bob	TE	Pacific	1973-1974
Adams, Julius	DT-DE	Texas Southern	1971-1974
Adams, Sam	OT	Prairie View	1972-1974
Addison, Tom	LB	South Carolina	1960-1967
Allard, Don	QB	Boston College	1962
Anderson, Ralph	S	W. Texas State	1973
Antwine, Houston	DT	Southern Illinois	1961-1971
Ashton, Josh	RB	Tulsa	1972-1974
Atchason, Jack	OE	Western Illinois	1960
Atezzis, Bill	DE	Texas	1971
Avezzano, Joe	C	Florida State	1963
Bailey, Bill	RB	Cincinnati	1969
Ballou, Mike	LB	UCLA	1970
Banks, Willie	G	Alcorn A & M	1973
Barnes, Bruce	P	UCLA	1973-1974
Barnes, Rodrigo	LB	Rice	1974
Beach, Walter	DB	Central Michigan	1960-1961
Beer, Tom	TE	Houston	1970-1972
Bell, Bill	K	Kansas	1973
Bellino, Joe	RB	Navy	1965-1967
Bennett, Phil	LB	Miami	1960
Berger, Ron	DE	Wayne State	1969-1972
Beverly, Randy	DB	Colorado State	1970-1971
Biscaha, Joe	OE	Richmond	1960
Blanchard, Dick	LB	Tulsa	1972
Blanks, Sid	RB	Texas A & I	1968-1970
Bolton, Ron	DB	Norfolk State	1972-1974
Boudreaux, Jim	DE	Louisiana Tech	1966-1968
Boyd, Greg	S	Arizona	1973
Bramlett, John	LB	Memphis State	1968-1970
Brown, Barry	TE-LB	Florida	1969-1970
Brown, Bill E.	LB	Syracuse	1960
Bruney, Fred	DB	Ohio State	1960-1962
Bryant, Hubie	WR	Minnesota	1971-1972
Bugenhagen, Gary	OT-G	Syracuse	1969-1970
Buoniconti, Nick	LB	Notre Dame	1962-1967
Burton, Ron	RB	Northwestern	1960-1965
Byrd, Dennis	DT	North Carolina State	1968
Cagle, John	DT-LB-G	Clemson State	1969
Canale, Justin	G	Mississippi	1965-1968
Canale, Whit	DE	Tennessee	1968
Cappadona, Bob	RB	Northeastern	1966-1967
Cappelletti, Gino	WR-K-DB	Minnesota	1960-1970
Carter, Kent	LB	Southern Cal	1974
Carwell, Larry	DB	Iowa State	1968-1972
Cash, Rick	DT	N. E. Missouri	1972-1973
Caveness, Ron	LB	Arkansas	1968-1969
Chandler, Edgar	LB	Georgia	1973
Chapple, Dave	P	Cal. (Santa Barbara)	1974
Charles, John	DB	Purdue	1967-1969
Cheyunski, Jim	LB	Syracuse	1968-1972
Christy, Richard	RB	North Carolina	1960
Cindrich, Ralph	LB	Pittsburgh	1972
Clark, Gail	LB	Michigan State	1974
Clark, Phil	DB	Northwestern	1971
Cloutier, Dave	DB	Maine	1964
Cohen, Abe	G	Chattanooga	1960
Colclough, Jim	WR	Boston College	1960-1968
Coleman, Dennis	LB	Mississippi	1971
Corcoran, Jim	QB	Maryland	1968
Crabtree, Eric	WR	Pittsburgh	1971
Crawford, Jim	RB	Wyoming	1960-1964
Cross, Bob	OT	Kilgore Jr. College	1960
Crouthamel, Jake	RB	Dartmouth	1960
Crow, Albert	DT	William & Mary	1960
Crump, Harry	RB	Boston College	1963
Cudzik, Walt	C	Purdue	1960-1963
Cunningham, Jay	DB	Bowling Green	1965-1967
Cunningham, Sam	RB	Southern Cal	1973-1974

Damkroger, Maury	LB	Nebraska	1974
Danenhauer, Bill	DE	Emporia	1960
Davis, Jack	G	Maryland	1960
Dawson, Bill	LB-TE-DE	Florida State	1965
Dee, Bob	DE	Holy Cross	1960-1967
Delucca, Gerry	OT	Mid. Tennessee State	1960-1964
Dimitroff, Tom	QB	Miami (O)	1960
Discenzo, Tony	OT	Michigan State	1960
Dorsey, Nate	DE	Mississippi Valley	1973
Dowling, Brian	QB	Yale	1972-1973
Dukes, Mike	LB	Clemson	1964-1965
Du Lac, Bill	G	Eastern Michigan	1974
Dumler, Doug	C	Nebraska	1973-1974
Durko, Sandy	S	Southern Cal	1973-1974
Edmonds, Randy	LB	Georgia Tech	1971
Eisenhauer, Larry	DE	Boston College	1962-1969
Farley, Dick	DB	Boston University	1970
Farmer, Lonnie	LB	Chattanooga	1964-1966
Feldhausen, Paul	OT	Northland	1968-1969
Felt, Dick	DB	Brigham Young	1962-1966
Foster, Will	LB	E. Michigan	1973-1974
Fraser, Jim	LB	Wisconsin	1966
Frazier, Charley	WR	Texas Southern	1968-1970
Funchess, Tommy	OT	Jackson State	1968-1970
Fussell, Tom	DE	LSU	1967
Gallaher, Allen	OT	Southern Cal	1974
Gamble, R. C.	RB	South Carolina State	1968-1969
Gardin, Ron	WR	Arizona	1971
Garrett, Carl	RB	New Mexico Highlands	1969-1972
Garrett, J. D.	RB	Grambling	1964-1967
Garron, Larry	RB	Western Illinois	1960-1968
Geddes, Bob	LB	UCLA	1973-1974
Gladieux, Bob	RB	Notre Dame	1969-1972
Gipson, Paul	RB	Houston	1973
Gogolak, Charlie	K	Princeton	1970-1972
Gonzalez, Noe	RB	SW Texas State	1974
Graff, Neil	QB	Wisconsin	1974
Graham, Art	WR	Boston College	1963-1968
Graham, Milt	OT	Colgate	1961-1963
Graves, White	DB	LSU	1965-1967
Gray, Leon	OT	Jackson State	1973-1974
Green, Jerry	RB	Georgia Tech	1960
Greene, Tom	QB	Holy Cross	1960
Hagen, Halvor	G-DE	Weber State	1971-1972
Haggerty, Mike	OT-DE	Miami	1971
Hall, Ron	DB	Missouri Valley	1961-1967
Hamilton, Ray	DE	Oklahoma	1973-1974
Hammond, Kim	QB	Florida State	1968-1970
Hannah, John	G	Alabama	1973-1974
Hanneman, Craig	DE	Oregon State	1974
Harris, Rickie	DB	Arizona	1971-1972
Hauser, Art	DT	Xavier	1960
Hayman, Conway	G	Delaware	1972
Henke, Karl	OT	Tulsa	1969
Hennessey, Tom	DB	Holy Cross	1965-1966
Herock, Ken	LB	West Virginia	1969
Herron, Mack	RB	Kansas State	1973-1974
Hinton, Eddie	WR	Oklahoma	1974
Hoey, George	DB	Michigan	1972-1973
Huarte, John	QB	Notre Dame	1966-1967
Hudson, Bill	DT	Clemson	1965
Hunt, Jim Lee	DT	Prairie View	1961-1970
Hunt, Kevin	OT	Doane	1973
Hunt, Sam	LB	S. F. Austin	1974
Ilg, Ray	LB	Colgate	1967-1968
Jackson, Honor	DB	Pacific	1972-1973
Jacobs, Harry	LB	Bradley	1960-1962
Jacobs, Ray	DT	Howard Payne	1969
Jagielski, Harry	DT	Indiana	1960-1961
Janik, Tom	DB-P	Texas A & I	1969-1971
Jenkins, Ed	RB	Holy Cross	1974
Johnson, Andy	RB	Georgia	1974
Johnson, Billy	DB	Nebraska	1966-1969
Johnson, Daryl	DB	Morgan State	1967-1971

Johnson, Ellis	RB	S. E. Louisiana	1965-1966
Johnson, Joe	OE	Boston College	1960-1961
Johnson, Preston	RB	Florida A & M	1968
Jones, Ezell	OT	Minnesota	1969-1970
Kadziel, Ron	LB	Stanford	1972
Kapp, Joe	QB	California	1970
Kecman, Dan	LB	Maryland	1970
Khayat, Ed	DT	Mississippi	1966
Kimber, Bill	OE	Florida State	1961
Kiner, Steve	LB	Tennessee	1971, 1973
King, Claude	RB	Houston	1962
King, Steve	LB	Tulsa	1973-1974
Klein, Dick	OT	Iowa State	1961-1962
Knief, Gayle	WR	Morningside	1970
Koontz, Ed	LB	Catawba	1968
Larson, William	RB	Western Illinois	1960
Lassiter, Ike	DE	St. Augustine's	1970-1971
Lawson, Odell	RB	Langston	1970-1971
Lee, Robert	G	Missouri	1960
Lenkaitis, Bill	G-C	Penn State	1971-1974
Leo, Bobby	WR	Harvard	1967-1968
Leo, Charlie	G	Indiana	1960-1962
Lindquist, Paul	DT	New Hampshire	1961
Livingston, Walt	RB	Heidelberg	1960
Lofton, Oscar	OE	S. E. Louisiana	1960
Long, Charlie	OT	Chattanooga	1961-1969
Long, Mike	OE	Brandeis	1960
Lott, Billy	RB	Mississippi	1961-1963
Loudd, Rommie	LB	UCLA	1961-1962
Loukas, Angelo	G	Northwestern	1970
Lunsford, Mel	DT	Central (O.) State	1973-1974
Maitland, Jack	RB	Williams	1971-1972
Mallory, Irvin	DB	Virginia Union	1971
Mangum, John	DT	Southern Mississippi	1966-1967
Marsh, Aaron	WR	Eastern Kentucky	1968-1969
Marshall, Al	WR	Boise State	1974
Martin, Donald	CB	Yale	1973
Mason, Dave	S	Nebraska	1973
Massey, Jim	CB	Linfield	1974
Mass, Wayne	OT	Miami	1972
Matthews, Henry	RB	Michigan State	1972
May, Art	DE	Tuskegee	1971
McCall, Bob	RB	Arizona	1973
McComb, Don	DE	Bradley	1960
McCray, Prentice	S	Arizona State	1974
McCurry, Dave	S	Iowa State	1974
McGee, George	OT	Southern	1960
McGee, Tony	DE	Bishop (Tex.)	1974
McKinnon, Don	LB	Dartmouth	1963-1964
McMahon, Art	DB	North Carolina State	1968-1972
Meixler, Ed	LB	Boston University	1965
Mildren, Jack	S	Oklahoma	1974
Miller, Al	RB	Boston College	1960
Mirich, Rex	DT	Northern Arizona	1970
Mitchell, Leroy	DB	Texas Southern	1967
Montler, Mike	OT	Colorado	1969-1972
Moore, Arthur	DT	Tulsa	1973-1974
Moore, Leroy	DE	Ft. Valley State	1961-1962
Morris, Jon	C	Holy Cross	1964-1974
Mosier, John	TE	Kansas	1973
Moss, Roland	TE	Toledo	1971
Murphy, Bill	WR	Cornell	1968
Nance, Jim	RB	Syracuse	1965-1971
Neighbors, Billy	G	Alabama	1962-1965
Nelson, Steve	LB	North Dakota State	1974
Neumann, Tom	RB	Northern Michigan	1963
Neville, Tommy	OT	Mississippi State	1965-1974
Nichols, Bob	TE	Boston University	1967-1968
Oakes, Don	OT	Virginia Tech	1963-1968
O'Hanley, Ross	DB	Boston College	1960-1965
Osley, Willie	CB	Illinois	1974
Outlaw, John	DB	Jackson State	1969-1972
Parilli, Babe	QB	Kentucky	1961-1967
Perkins, Willis	G	Texas Southern	1961
Philpott, Ed	LB	Miami (O)	1967-1971

Plunkett, Jim	QB	Stanford	1971-1974
Pope, Ken	CB	Oklahoma	1974
Porter, Willie	DB	Texas Southern	1968
Price, Kenny	LB	Iowa	1971
Pruett, Perry	DB	North Texas State	1971
Purvis, Vic	WR	Southern Mississippi	1966-1967
Pyne, George	OT	Olivet	1965
Rademacher, Bill	WR	Northern Michigan State	1969-1970
Ratkowski, Ray	RB	Notre Dame	1961
Ray, Eddie	RB-P	LSU	1970
Reynolds, Bob	OT	Bowling Green	1972-1973
Reynolds, Tom	WR	San Diego State	1972
Richardson, Al	DE	Grambling	1960
Richardson, Jesse	DT	Alabama	1962-1964
Richardson, Tom	WR	Jackson State	1969-1970
Robotti, Frank	LB-RB	Boston College	1961
Romeo, Tony	TE	Florida State	1962-1967
Romine, Al	DB	Florence State	1961
Rowe, Dave	DT	Penn State	1971-1973
Rucker, Reggie	WR	Boston University	1971-1974
Rudolph, Jack	LB	Georgia Tech	1960-1965
Sanders, John	S	South Dakota	1974
Sardisco, Tony	G	Tulane	1960-1962
Satcher, Doug	LB	Southern Mississippi	1966-1968
Scarpitto, Bob	WR	Notre Dame	1968
Schmidt, Bob	OT	Minnesota	1964
Schottenheimer, Marty	LB	Pittsburgh	1969-1970
Schubert, Steve	WR	UMass	1974
Schwedes, Gerhardt	RB	Syracuse	1960-1961
Scott, Clarence	DB	Morgan State	1969-1972
Sellers, Ron	WR	Florida State	1969-1971
Sherman, Tom	QB-DB	Penn State	1968-1969
Shiner, Dick	QB	Maryland	1973-1974
Shonta, Chuck	DB	Eastern Michigan	1960-1967
Simerson, John	OT	Purdue	1961
Singer, Carl	OT	Purdue	1966-1968
Smith, Donnell	DE	Southern Univ.	1973-1974
Smith, Hal	DT	UCLA	1960
Smith, John	K	Southampton (England)	1974
Snyder, Al	WR	Holy Cross	1964
Soltis, Bob	DB	Minnesota	1960-1961
Songin, Ed (Butch)	QB	Boston College	1960-1961
Stenger, Brian	LB	Notre Dame	1973
Stingley, Darryl	WR	Purdue	1973-1974
St. Jean, Lennie	G	Northern Michigan	1964-1973
Stephens, Tom	DE-TE	Syracuse	1960-1964
Stolberg, Eric	WR	Indiana	1971
Striegel, Bill	LB	College of Pacific	1960
Studstill, Pat	P	Houston	1972
Suci, Bob	DB	Michigan State	1963
Swanson, Terry	K	Massachusetts	1967-1968
Sweet, Joe	WR	Tennessee State	1974
Sykes, Alfred	WR	Florida A & M	1971
Taliaferro, Mike	QB	Illinois	1968-1971
Tanner, John	LB-DE	Tennessee Tech	1973-1974
Tarver, John	RB	Colorado	1972-1974
Thomas, Gene	RB	Florida A & M	1968
Toner, Ed	DT	Massachusetts	1967-1970
Towns, Bobby	DB	Georgia	1961
Trull, Don	QB	Baylor	1967
Turner, Bake	WR	Texas Tech	1970
Vataha, Randy	WR	Stanford	1971-1974
Walker, Mike	K	None	1972
Washington, Clyde	DB	Purdue	1960-1961
Watson, Dave	G	Georgia Tech	1963-1964
Webb, Don	DB	Iowa State	1961-1971
Webster, George	LB	Michigan State	1974
Weisacosky, Ed	LB	Miami	1971-1972
Welch, Claxton	RB	Oregon	1973
Wells, Billy	RB	Michigan State	1960
West, Mel	DB	Missouri	1961
Whalen, Jim	TE	Boston College	1965-1969
White, Harvey	QB	Clemson	1960
White, Jeff	K-P	Texas El Paso	1973

White, Jim	DE	Colorado State	1972
Whittingham, Fred	LB	California Poly	1970
Williamson, John (J.R.)	LB-C	Louisiana Tech	1968-1970
Wilson, Ed	QB	Arizona State	1965
Wilson, Joe	RB	Holy Cross	1974
Windsor, Bob	TE	Kentucky	1972-1974
Wirgowski, Dennis	DE	Purdue	1970-1972
Witt, Mel	DT	Arlington State	1967-1970
Yates, Bob	OT-G-C	Syracuse	1960-1965
Yewcic, Tom	P-QB	Michigan State	1961-1966

PATRIOTS HOTELS

Philadelphia	Sheraton Airport	(215) 365-4150
Milwaukee	Marriott	(414) 786-1100
New York	Essex House	(212) 247-0300
Cincinnati	Stouffer's Inn	(513) 721-8600
St. Louis	Stouffer's Riverfront	(314) 241-9500
San Diego	Sheraton, Harbor Island	(714) 291-2900
Buffalo	Sheraton East	(716) 681-2400
Miami	Sonesta Beach	(305) 361-2021
Baltimore	Hilton, Downtown	(301) 752-1100

Saturday night home motel — Howard Johnson's in Pawtucket, R.I. — (401) 723-6700

PATRIOTS SCHEDULE 1976-1978

Dates and playing sites are still to be established, but the Patriots opposition has been charted through 1978.

In addition to home-and-home meetings with AFC-Eastern Division rivals Baltimore, Buffalo, Miami and New York Jets, the Patriots can look forward to the following competition:

- 1976: AFC — Pittsburgh, Denver, Oakland.
 NFC — Detroit, Washington, New Orleans.
- 1977: AFC — Cleveland, Kansas City, San Diego.
 NFC — Green Bay, Philadelphia, Atlanta.
- 1978: AFC — Cincinnati, Houston, Denver.
 NFC — Chicago, New York Giants, Los Angeles.

WBZ AND THE PATRIOTS

The New England Patriots and WBZ will have a total relationship during the 1975 season. As usual, all 20 Patriots games will be aired over WBZ radio and its network of more than a dozen stations scattered throughout New England with Gil Santos (play-by-play) and Gino Cappelletti (color commentary). In addition, all six Patriots pre-season games will be televised via WBZ-TV (Channel 4) which will also present a half hour Patriots Highlights show every Sunday afternoon throughout the regular season.

WON—LOST, HOME AND AWAY

Year	Home Record					Away Record				
	W	L	T	PF	PA	W	L	T	PF	PA
1960	3	4	0	150	158	2	5	0	136	191
1961	4	2	1	223	166	5	2	0	190	147
1962	6	1	0	177	127	3	3	1	169	168
1963	5	1	1	190	90	2	5	0	137	167
1964	4	2	1	161	141	6	1	0	204	156
1965	1	4	2	112	141	3	4	0	132	161
1966	4	2	1	158	146	4	2	1	157	137
1967	2	4	0	123	171	1	6	1	157	218
1968	2	4	0	97	132	2	6	0	132	274
1969	2	5	0	122	143	2	5	0	144	173
1970	1	6	0	92	171	1	6	0	57	190
1971	5	2	0	150	129	1	6	0	88	196
1972	2	5	0	127	203	1	6	0	65	243
1973	3	4	0	128	134	2	5	0	130	166
1974	3	4	0	171	133	4	3	0	177	156
Totals	47	50	6	2181	2185	39	65	3	2075	2743

(POST SEASON GAMES)

1963	—	—	—	—	—	1	1	0	36	57
Gr. Totals	47	50	6	2181	2185	40	66	3	2111	2800

Note: Six home and eight away games in 1967 and 1968.

TOP 30 ALL-TIME SCORERS

Name	Pos.	Touchdowns			Conversions			FG	TP
		R	P	O	K	R	P		
Cappelletti, Gino	WR/K	0	42	0	342	4	0	176	1130
Nance, Jim	RB	45	1	0	0	0	0	0	276
Garron, Larry	RB	15	26	1	0	0	0	0	252
Colclough, Jim	WR	0	39	0	0	0	2	0	238
Graham, Art	WR	0	20	0	0	0	0	0	120
Burton, Ron	RB	10	8	1	0	0	0	0	114
Garrett, Carl	RB	15	3	0	0	0	0	0	108
Gogolak, Charlie	K	0	0	0	42	0	0	20	102
Vataha, Randy	WR	0	15	1	0	0	0	0	102
Whalen, Jim	TE	0	17	0	0	0	0	0	102
Cunningham, Sam	RB	13	3	0	0	0	0	0	96
Herron, Mack	RB	9	6	1	0	0	0	0	96
Parilli, Babe	QB	15	0	0	0	1	0	0	92
Lott, Billy	RB	8	7	0	0	0	0	0	90
Smith, John	K	0	0	0	42	0	0	16	90
Sellers, Ron	WR	0	13	0	0	0	0	0	78
White, Jeff	K	0	0	0	21	0	0	14	63
Rucker, Reggie	WR	0	10	0	0	0	0	0	60
Romeo, Tony	TE	0	9	0	0	0	0	0	56
Plunkett, Jim	QB	8	0	0	0	0	0	0	48
Tarver, John	RB	7	1	0	0	0	0	0	48
Crawford, Jim	RB	5	2	0	0	0	2	0	46
Frazier, Charlie	WR	0	7	0	0	0	0	0	42
Christy, Dick	RB	4	2	0	0	0	0	0	36
Garrett, J. D.	RB	3	2	1	0	0	0	0	36
Stephens, Tom	TE	0	5	1	0	0	0	0	36
Windsor, Bob	TE	0	6	0	0	0	0	0	36
Crump, Harry	RB	5	0	0	0	0	0	0	30
Stingley, Darryl	WR	1	3	0	0	0	0	0	24
Ashton, Josh	RB	3	1	0	0	0	0	0	24

300-PLUS PASSING GAMES

DATE	PLAYER	OPPONENT	ATT.	COMP.	YARDS
10- 5-63	Tom Yewcic	New York Jets	38	18	304
10-18-63	Babe Parilli	Denver	31	21	331
11-17-63	Babe Parilli	Kansas City	45	25	354
10-16-64	Babe Parilli	Oakland	47	25	405
11-29-64	Babe Parilli	Houston	36	20	333
12-17-66	Babe Parilli	New York Jets	38	21	379
11-18-73	Jim Plunkett	Green Bay	32	18	348

100-PLUS RUSHING GAMES

DATE	PLAYER	OPPONENT	ATT.	YARDS
10-23-60	Ron Burton	Denver	16	127
11-11-60	Dick Christy	New York Titans	11	105
10-22-61	Larry Garron	Buffalo	10	116
9-16-62	Ron Burton	Houston	17	118
10-26-62	Larry Garron	Oakland	13	140
12- 8-63	Larry Garron	Houston	17	107
10- 4-64	J.D. Garrett	Denver	12	121
9-18-66	Jim Nance	Denver	24	126
10-23-66	Jim Nance	San Diego	25	108
10-30-66	Jim Nance	Oakland	38	208
11-13-66	Jim Nance	Houston	22	104
11-20-66	Jim Nance	Kansas City	22	107
11-27-66	Jim Nance	Miami	23	133
12- 4-66	Jim Nance	Buffalo	24	109
12-11-66	Jim Nance	Houston	17	146
9-24-67	Jim Nance	Buffalo	34	185
10- 8-67	Jim Nance	San Diego	29	127
10-15-67	Jim Nance	Miami	20	113
11- 5-67	Jim Nance	Houston	26	108
11-26-67	Jim Nance	Houston	18	109
12-17-67	Jim Nance	Miami	24	164
12- 8-68	Jim Nance	Miami	19	111
11- 9-69	Jim Nance	Miami	17	109
11-16-69	Jim Nance	Cincinnati	24	125
10-10-71	Carl Garrett	New York Jets	15	111
11-28-71	Carl Garrett	Buffalo	21	127
10- 1-72	Josh Ashton	Washington	23	108
10-20-74	Sam Cunningham	Buffalo	11	125
10-27-74	Sam Cunningham	Minnesota	22	129

Points by Kicking

Name	Year	FGM	FGA	PAT Made	PAT Att.	Total Points
Gino Cappelletti	1964	25	39	36	36	111
Gino Cappelletti	1963	22	38	35	36	101
Gino Cappelletti	1961	17	32	48	50	99
Gino Cappelletti	1962	20	37	38	40	98
John Smith	1974	16	22	42	43	90
Gino Cappelletti	1966	16	32	35	36	83
Gino Cappelletti	1965	17	27	27	27	78
Gino Cappelletti	1967	16	31	29	30	77
Gino Cappelletti	1968	15	27	26	26	71
Gino Cappelletti	1969	14	34	26	27	68
Charlie Gogolak	1971	12	21	28	28	64
Jeff White	1973	14	25	21	25	63
Gino Cappelletti	1960	8	21	30	32	54
Gino Cappelletti	1970	6	15	12	13	30
Charlie Gogolak	1972	6	8	9	9	27
Mike Walker	1972	2	8	15	15	21
Charlie Gogolak	1970	2	7	5	5	11
Bill Bell	1973	1	4	4	5	7
Justin Canale	1967	0	0	1	1	1
Jim Crawford	1960	0	1	0	0	0
Walt Cudzik	1960	0	1	0	0	0
Team		0	0	0	4	0
TOTALS (9 Kickers)		229	430	467	488	1154

ALL TIME FIELD-GOAL KICKERS

Kicker	FGM	FGA	Pct.
Gino Cappelletti	176	333	.529
Charlie Gogolak	20	36	.556
John Smith	16	22	.727
Jeff White	14	25	.560
Mike Walker	2	8	.250
Bill Bell	1	4	.250
Jim Crawford	0	1	.000
Walt Cudzik	0	1	.000
Team Totals — 8 kickers	229	430	.533

KICKERS YEAR-BY-YEAR

Year	Name	FGM	FGA	PCT.	LG
1960	Gino Cappelletti	8	21	.381	34
	Jim Crawford	0	1	.000	0
	Walter Cudzik	0	1	.000	0
1961	Gino Cappelletti	17	32	.531	46
1962	Gino Cappelletti	20	37	.541	46
1963	Gino Cappelletti	22	38	.578	47
1964	Gino Cappelletti	25	39	.641	51
1965	Gino Cappelletti	17	27	.630	53
1966	Gino Cappelletti	16	32	.500	49
1967	Gino Cappelletti	16	31	.516	45
1968	Gino Cappelletti	15	27	.555	42
1969	Gino Cappelletti	14	34	.412	43
1970	Gino Cappelletti	6	15	.400	41
	Charlie Gogolak	2	7	.286	32
1971	Charlie Gogolak	12	21	.571	51
1972	Charlie Gogolak	6	8	.750	42
	Mike Walker	2	8	.250	36
1973	Bill Bell	1	4	.250	36
	Jeff White	14	25	.560	48
1974	John Smith	16	22	.727	46
Team Totals—15 Years		229	430	.533	53

EXTRA POINT SCORERS

Year	Player	PAT Kick	PAT Run	PAT Pass
1960	Cappelletti	30 - 32	3 - 4	0 - 0
	Crawford	-- --	0 - 0	1 - 1
1961	Cappelletti	48 - 50	1 - 2	0 - 0
1962	Cappelletti	38 - 40	0 - 0	1 - 1
1963	Cappelletti	35 - 36	0 - 1	0 - 0
1964	Cappelletti	36 - 36	1 - 1	0 - 0
	Colclough	-- --	0 - 0	2 - 2
	Parilli	-- --	0 - 2	0 - 0
1965	Cappelletti	27 - 27	0 - 0	0 - 0
1966	Cappelletti	35 - 36	0 - 0	0 - 0
	Cappadonna	-- --	0 - 0	1 - 1
	Romeo	-- --	0 - 0	1 - 1
1967	Cappelletti	29 - 30	0 - 0	0 - 0
	Canale	1 - 1	0 - 0	0 - 0
	Nance	-- --	0 - 1	0 - 0
	Parilli	-- --	0 - 0	0 - 1
1968	Cappelletti	26 - 26	0 - 0	0 - 0
1969	Cappelletti	26 - 27	0 - 0	0 - 0
	Hammond	-- --	1 - 1	0 - 0
	Taliaferro	-- --	-- --	0 - 1
	Janik	-- --	-- --	0 - 1
	Team (Bad snap & fumble)	0 - 2	0 - 0	0 - 0
1970	Cappelletti	12 - 13	-- --	-- --
	Gogolak	5 - 5	-- --	-- --
1971	Gogolak	28 - 28	-- --	-- --
	Team (fumble)	0 - 1	-- --	-- --
1972	Walker	15 - 15	-- --	-- --
	Gogolak	9 - 9	-- --	-- --
1973	White	21 - 25	-- --	-- --
	Bell	4 - 5	-- --	-- --
	Team	0 - 1	-- --	-- --
1974	J. Smith	42 - 43	-- --	-- --
All Time Totals		467 - 488	6 - 12	6 - 9

John Smith's 90-point scoring output in 1974 was the most points scored by a Patriot kicker since Gino Cappelletti's 111 in 1964 . . . Cappelletti ranked as the fourth leading lifetime scorer (1130 points) in pro football entering the 1975 season . . . Gino led the AFL in scoring five different times, 1961-63-64-65-66 . . . Smith's 42 PATs in 1974 was second only to Cappelletti's 48 in 1961.

EXTRA POINTS BY KICK

Name	PAT Made	PAT Att.	Pct.
Gino Cappelletti	342	353	.969
John Smith	42	43	.977
Charlie Gogolak	42	42	1.000
Jeff White	21	25	.840
Mike Walker	15	15	1.000
Bill Bell	4	5	.800
Justin Canale	1	1	1.000
Team	0	4	.000
Totals	467	488	.957

PUNT-KO RETURN LEADERS

			Combined Attempts	Combined Yards
1.	Carl Garrett	1969-72	135	2738
2.	Mack Herron	1973-74	131	2520
3.	Larry Garron	1961-67	90	2322
4.	Jay Cunningham	1965-67	86	1512
5.	Ron Burton	1960-65	102	1508
6.	J. D. Garrett	1964-67	51	1101
7.	Joe Bellino	1965-67	62	1053
8.	Willie Porter	1968	58	947
9.	Dick Christy	1960	32	690
10.	Billy Johnson	1966-68	47	648

CLUB RECORDS:

Most Yards, One Season: 1374, Mack Herron — 1973 (KO 1092; Punt Return 282)

Most Yards, Career: 2738, Carl Garrett 1969-1972 (135 attempts)

Most Combined Returns, One Season: 68, Mack Herron — 1973 (KO 41; PR 27)

Most Combined Returns, Career: 135, Carl Garrett — 1969-72

LAST TIME IT HAPPENED

KICKOFF RETURN FOR TD:

By Patriots: Mack Herron vs. San Diego 12-2-73 (92 yards)

By Opponent: Greg Pruitt, Cleveland, 11-10-74 (88 yards)

PUNT RETURN FOR TD:

By Patriots: None

By Opponent: Lemar Parrish, Cincinnati, 9-17-72 (51 yards)

INTERCEPTION FOR TD:

By Patriot: John Sanders at Miami, 12-15-74 (23 yards)

By Opponent: Alonzo Thomas at Oakland, 12-1-74 (22 yards)

FUMBLE RETURN FOR TD:

By Patriot: John Hannah at Miami, 12-15-74 (end zone)

By Opponent: Thom Darden, Cleveland, 11-10-74 (29 yards)

BLOCKED PUNT RETURNED FOR TD:

By Patriot: Roland Moss vs. Buffalo, 11-14-71 (10 yards)

By Opponent: Frank Emanuel at Miami, 12-8-68 (0 yards)

BLOCKED FG RETURNED FOR TD:

By Patriot: Larry Carwell vs. Cincinnati, 9-17-72 (45 yards)

By Opponent: Lloyd Mumphord at Miami, 12-6-70 (51 yards)

SHUTOUT SCORED:

By Patriots: Patriots 24, NY Jets 0, 10-13-74 (Shea)

By Opponents: Baltimore 31, Patriots 0, 11-26-72 (Baltimore)

UNSUCCESSFUL PAT:

By Patriot: John Smith at Oakland, 12-1-74 (blocked B. Smith)

By Opponent: Roy Gerela, Pittsburgh, 12-8-74 (blocked D. Smith)

TIE GAME:

Oct. 8, 1967 — Boston 31, at San Diego 31

100-YARD RUSHING GAME:

By Patriot: Sam Cunningham at Minnesota, 10-27-74 (129 yards)

By Opponent: Franco Harris, Pittsburgh, 12-8-74 (136 yards)

100-YARD RECEIVING GAME:

By Patriot: Bob Adams at Buffalo, 12-9-73 (100 yards)

By Opponent: Mel Baker at Miami, 12-15-74 (121 yards)

PATRIOTS ALL-TIME INDIVIDUAL RECORDS

The following records relate to service with the Patriots only.

SERVICE

MOST SEASONS

- 11 Gino Cappelletti, 1960-70
- Jim Hunt, 1960-70
- Houston Antwine, 1961-71
- Jon Morris, 1964-74

MOST CONSECUTIVE SEASONS

- 11 Gino Cappelletti, 1960-70
- Jim Hunt, 1960-70
- Houston Antwine, 1961-71
- Jon Morris, 1964-74

MOST GAMES

- 153 Gino Cappelletti, 1960-70
- 147 Jim Hunt, 1960-70
- Len St. Jean, 1964-73

MOST CONSECUTIVE GAMES

- 152 Gino Cappelletti, 1960-70

SCORING

MOST SEASONS LEADING LEAGUE

- 5 Gino Cappelletti, 1961, 63-66

MOST POINTS, LIFETIME

- 1130 Gino Cappelletti, 1960-70
- 276 Jim Nance, 1965-71

MOST POINTS, SEASON

- 155 Gino Cappelletti, 1964 (7-td, 38-xp*, 25-fg)
- 147 Gino Cappelletti, 1961 (8-td, 48-xp, 25-fg)

*includes one two-point conversion

MOST POINTS, GAME

- 28 Gino Cappelletti, vs. Hou., Dec. 18, 1965 (2-td, 4-xp, 4-fg)
- 24 Gino Cappelletti, vs. Buff., Nov. 15, 1964 (3-td, 6-xp*)

*includes one two-point conversion

MOST CONSECUTIVE GAMES SCORING

- 31 Gino Cappelletti, 1966-68
- 27 Gino Cappelletti, 1963-64

TOUCHDOWNS

MOST TOUCHDOWNS, LIFETIME

- 46 Jim Nance, 1965-71 (45-r, 1-p)
- 42 Gino Cappelletti, 1960-70 (42-p)
- Larry Garron, 1960-68 (15-r, 26-p, 1rt)

MOST TOUCHDOWNS, SEASON

- 12 Mack Herron, 1974 (7-r, 5-p)
- 11 Billy Lott, 1961 (5-r, 6-p)
- Jim Nance, 1966 (11-r)
- Sam Cunningham, 1974 (9-r, 2-p)

MOST TOUCHDOWNS, GAME

- 3 Billy Lott, vs. Buff., Oct. 22, 1961 (3-p)
- Billy Lott, vs. Oak., Dec. 9, 1961 (2-r, 1-p)
- Larry Garron, vs. Oak., Oct. 16, 1964 (1-r, 2-p)
- Gino Cappelletti, vs. Buff., Nov. 15, 1964 (3-p)
- Larry Garron, vs. S.D., Oct. 23, 1966 (1-r, 2-p)
- Jim Whalen, vs. Miami, Oct. 15, 1967 (3-p)
- Sam Cunningham at Buffalo, Oct. 20, 1974 (3-r)
- Mack Herron vs. Buffalo, Nov. 3, 1974 (1-r, 2-p)

POINTS AFTER TOUCHDOWN (KICKS)

MOST ATTEMPTS, LIFETIME

- 353 Gino Cappelletti, 1960-70
- 42 Charlie Gogolak, 1970-72
- 42 John Smith, 1974

MOST ATTEMPTS, SEASON

- 50 Gino Cappelletti, 1961
- 43 John Smith, 1974

MOST ATTEMPTS, GAME

- 7 Gino Cappelletti, vs. Buff., Oct. 22, 1961
- 6 Gino Cappelletti, vs. Den., Sept. 16, 1961

MOST MADE, LIFETIME

- 342 Gino Cappelletti, 1960-70
- 42 Charlie Gogolak, 1970-72
- 42 John Smith, 1974

MOST MADE, SEASON

- 48 Gino Cappelletti, 1961
- 42 John Smith, 1974

MOST MADE, GAME

- 7 Gino Cappelletti, vs. Buff., Oct. 22, 1961
- 6 Gino Cappelletti, vs. Den., Sept. 16, 1961
- Gino Cappelletti, vs. Hou., Nov. 1, 1963

MOST CONSECUTIVE PATS

- 106 Gino Cappelletti, 1963-66

FIELD GOALS**MOST SEASONS LEADING LEAGUE, ATTEMPTS**

- 3 Gino Cappelletti, 1961, 63-64

MOST ATTEMPTS, LIFETIME

- 333 Gino Cappelletti, 1960-70
- 36 Charlie Gogolak, 1970-72

MOST ATTEMPTS, SEASON

- 39 Gino Cappelletti, 1964
- 38 Gino Cappelletti, 1963

MOST ATTEMPTS, GAME

- 7 Gino Cappelletti, vs. S.D., Sept. 20, 1964
- Gino Cappelletti, vs. Buff., Sept. 24, 1967
- Gino Cappelletti, vs. Cin., Nov. 16, 1969
- 6 Gino Cappelletti, vs. N.Y. Jets, Sept. 27, 1964
- Gino Cappelletti, vs. Den., Oct. 4, 1964
- Gino Cappelletti, vs. Hou., Dec. 18, 1965

MOST SEASONS LEADING LEAGUE (MADE)

- 3 Gino Cappelletti, 1961, 63-64

MOST MADE, LIFETIME

- 176 Gino Cappelletti, 1960-70
- 20 Charlie Gogolak, 1970-72

MOST MADE, SEASON

- 25 Gino Cappelletti, 1964
- 22 Gino Cappelletti, 1963

MOST MADE, GAME

- 6 Gino Cappelletti, vs. Den., Oct. 4, 1964
- 4 done 7 times by Gino Cappelletti.
- Last: vs. Hou., Dec. 18, 1965

MOST MADE, GAME (NO MISSES)

- 6 Gino Cappelletti, vs. Den., Oct. 4, 1964

MOST CONSECUTIVE GAMES MADE

- 11 Gino Cappelletti, 1963-64

LONGEST FIELD GOAL

- 53 Gino Cappelletti, vs. N.Y. Jets, Nov. 28, 1965
- 51 Gino Cappelletti, vs. Den., Nov. 20, 1964
- Charlie Gogolak, vs. Miami, Oct. 17, 1971

MISCELLANEOUS SCORING**FIELD GOAL RETURN FOR TD**

- 91 Ron Burton, vs. Den., Nov. 11, 1962 (TD)

BLOCKED FIELD GOAL RETURN

- 45 Larry Carwell, vs. Cinci., Sept. 17, 1971 (TD)

BLOCKED PUNT FOR TD

- 0 Leroy Moore vs. Oakland, Nov. 17, 1961
- 20 Don Webb vs. San Diego, Dec. 17, 1961

SAFETY

- Team vs. LA Chargers, Oct. 28, 1960
- Team vs. Kansas City, Nov. 17, 1963
- Jack Rudolph at Houston, Dec. 8, 1963
- Jack Rudolph vs. Denver, Nov. 20, 1964
- Jay Cunningham at San Diego, Oct. 31, 1965
- Team vs. Houston, Dec. 18, 1965 (ball out of end zone)
- Nick Boniconti vs. Houston, Nov. 5, 1967
- Jim Hunt vs. Buffalo, Dec. 9, 1967
- Doug Satcher, vs. Cincinnati, Dec. 1, 1968
- Daryl Johnson at Cincinnati, Nov. 16, 1969
- Ezell Jones at Miami, Nov. 30, 1969 (at Tampa)
- Steve Kiner at Houston, Nov. 25, 1973

(NOTE: See fumble section for scoring on fumbles)

**RUSHING
ATTEMPTS****MOST SEASONS LEADING LEAGUE, ATTEMPTS**

- 3 Jim Nance, 1966-67, 69

MOST ATTEMPTS, LIFETIME

- 1323 Jim Nance, 1965-71
- 759 Larry Garron, 1960-68

MOST ATTEMPTS, SEASON

- 299 Jim Nance, 1966
- 269 Jim Nance, 1967

MOST ATTEMPTS, GAME

- 38 Jim Nance, vs. Oak., Oct. 30, 1966 (208 yards)
- 34 Jim Nance, vs. Buff., Sept. 24, 1967 (185 yards)

RUSHING YARDAGE

MOST SEASONS LEADING LEAGUE, YARDAGE

2 Jim Nance, 1966-67

MOST YARDS GAINED, LIFETIME

5323 Jim Nance, 1965-71

2981 Larry Garron, 1960-68

MOST YARDS GAINED, SEASON

1458 Jim Nance, 1966

1216 Jim Nance, 1967

MOST YARDS GAINED (GAME)

208 Jim Nance, vs. Oak., Oct. 30, 1966 (38 att)

185 Jim Nance, vs. Buff., Sept. 24, 1967 (34 att)

LONGEST

85 Larry Garron, vs. Buff., Oct. 22, 1961 (td)

80 Carl Garrett, vs. Miami, Nov. 9, 1969 (td)

AVERAGE GAIN RUSHING

HIGHEST AVG. GAIN, LIFETIME (450 ATTS)

4.02 Jim Nance, 1965-71 (1,323-5,323)

3.93 Larry Garron, 1960-68 (759-2,981)

HIGHEST AVG. GAIN, SEASON (100 ATTS)

5.04 Carl Garrett, 1969 (137-691)

4.89 Sam Cunningham, 1974 (166-811)

HIGHEST AVG. GAIN, GAME (10 ATTS)

11.60 Larry Garron, vs. Buff., Oct. 22, 1961 (10-116)

11.36 Sam Cunningham, at Buffalo Oct. 20, 1974

RUSHING TOUCHDOWNS

MOST SEASONS LEADING LEAGUE

1 Jim Nance, 1966

MOST TOUCHDOWNS, LIFETIME

45 Jim Nance, 1965-71

15 Vito (Babe) Parilli, 1961-67

15 Carl Garrett, 1969-72

MOST TOUCHDOWNS, SEASON

11 Jim Nance, 1966

9 Sam Cunningham, 1974

MOST TOUCHDOWNS, GAME

3 Sam Cunningham at Buffalo, Oct. 20, 1974

2 by many players

Last. Sam Cunningham vs. Cleveland Nov. 10, 1974

PASSING ATTEMPTS

MOST ATTEMPTS, LIFETIME

2413 Vito (Babe) Parilli, 1961-67

1,411 Jim Plunkett, 1971-74

MOST ATTEMPTS, SEASON

473 Vito (Babe) Parilli, 1964

426 Vito (Babe) Parilli, 1965

MOST ATTEMPTS, GAME

50 Vito (Babe) Parilli, vs. N.Y. Jets, Nov. 14, 1965

48 Tom Sherman, vs. K.C., Nov. 17, 1968

COMPLETIONS

MOST COMPLETIONS, LIFETIME

1140 Vito (Babe) Parilli, 1961-67

693 Jim Plunkett, 1971-74

MOST COMPLETIONS, SEASON

228 Vito (Babe) Parilli, 1964

193 Jim Plunkett, 1973

MOST COMPLETIONS, GAME

25 Ed (Butch) Songin, vs. Dall. Texans, Nov. 18, 1960

Vito (Babe) Parilli, vs. K.C., Nov. 17, 1963

Vito (Babe) Parilli, vs. Oak., Oct. 16, 1964

22 Vito (Babe) Parilli, vs. N.Y. Jets, Nov. 14, 1965

PASSING EFFICIENCY (Pct.)

MOST SEASONS LEADING LEAGUE

1 Vito (Babe) Parilli, 1961

HIGHEST EFFICIENCY, LIFETIME (500 ATTEMPTS)

.4911 Jim Plunkett, 1971-74

.4724 Vito (Babe) Parilli, 1961-67

HIGHEST EFFICIENCY, SEASON (QUALIFIERS)

.553 Vito (Babe) Parilli, 1962

.525 Vito (Babe) Parilli, 1961

HIGHEST EFFICIENCY, GAME (20 ATTEMPTS)

.800 Vito (Babe) Parilli, vs. Miami, Oct. 15, 1967 (20-16)

.714 Ed (Butch) Songin, vs. Dall. Texans, Nov. 18, 1960
(35-25)

PASSING YARDAGE**MOST SEASONS LEADING LEAGUE**

1 Vito (Babe) Parilli, 1964

MOST YARDS, LIFETIME

16,747 Vito (Babe) Parilli, 1961-67

9,361 Jim Plunkett, 1971-74

MOST YARDS, SEASON

3,465 Vito (Babe) Parilli, 1964

2,721 Vito (Babe) Parilli, 1966

MOST YARDS, GAME

422 Vito (Babe) Parilli, vs. Oak., Oct. 16, 1964

379 Vito (Babe) Parilli, vs. N.Y. Jets, Dec. 17, 1966

LONGEST COMPLETION

88 Jim Plunkett, vs. Balt., Dec. 19, 1971 (to Randy
Vataha-td)

87 Tom Sherman, vs. N.Y. Jets, Oct. 27, 1968 (to Jim
Whalen-td)

TOUCHDOWNS (Passing)**MOST SEASONS LEADING LEAGUE**

1 Vito (Babe) Parilli, 1964

MOST TOUCHDOWNS, LIFETIME

132 Vito (Babe) Parilli, 1961-67

59 Jim Plunkett, 1971-74

MOST TOUCHDOWNS, SEASON

31 Vito (Babe) Parilli, 1964

22 Ed (Butch) Songin, 1960

MOST TOUCHDOWNS, GAME

5 Vito (Babe) Parilli, vs. Buff., Nov. 15, 1964

Vito (Babe) Parilli, vs. Miami, Oct. 15, 1967

4 Ed (Butch) Songin, vs. Den., Sept. 16, 1961

Vito (Babe) Parilli, vs. Oak., Oct. 16, 1964

Jim Plunkett, vs. Buff., Nov. 14, 1971

HAD INTERCEPTED**MOST SEASONS LEADING LEAGUE (FEWEST)**

2 Vito (Babe) Parilli, 1961 (tied) -62

1 Ed (Butch) Songin, 1961 (tied)

MOST SEASONS LEADING LEAGUE (MOST)

1 Vito (Babe) Parilli, 1964 (tied)

FEWEST HAD INTERCEPTED, LIFETIME (500 ATTEMPTS)

24 Ed (Butch) Songin, 1960-61

36 Myron (Mike) Taliaferro, 1968-71

MOST HAD INTERCEPTED, LIFETIME

138 Vito (Babe) Parilli, 1961-67

FEWEST HAD INTERCEPTED, SEASON (QUALIFIERS)

8 Vito (Babe) Parilli, 1962 (253 att)

9 Vito (Babe) Parilli, 1961 (198 att)

Ed (Butch) Songin, 1961 (212 att)

MOST HAD INTERCEPTED, SEASON

27 Vito (Babe) Parilli, 1964

26 Vito (Babe) Parilli, 1965

FEWEST HAD INTERCEPTED, GAME (MOST ATTEMPTS)

0 Ed (Butch) Songin, vs. Hou., Dec. 18, 1960 (43 att)

Jim Plunkett, at Miami, Dec. 15, 1974 (41 att.)

Myron (Mike) Taliaferro, vs. Balt., Oct. 4, 1970 (38 att)

MOST HAD INTERCEPTED, GAME

6 Vito (Babe) Parilli, vs. Den., Sept. 3, 1967

5 Vito (Babe) Parilli, vs. N.Y. Jets, Oct. 31, 1964

Vito (Babe) Parilli, vs. Buff., Sept. 11, 1965

Myron (Mike) Taliaferro, vs. N.Y. Jets, Oct. 27, 1968

MOST CONSECUTIVE ATTEMPTS, NONE INTERCEPTED

128 Ed (Butch) Songin, 1960-61

105 Ed (Butch) Songin, 1960

LOWEST PERCENTAGE OF INTERCEPTIONS, SEASON

3.2 Vito (Babe) Parilli, 1962 (8-253)

3.8 Ed (Butch) Songin, 1960 (15-392)

PASS RECEPTIONS**MOST RECEPTIONS, LIFETIME**

292 Gino Cappelletti, 1960-70

283 Jim Colclough, 1960-68

MOST RECEPTIONS, SEASON

- 53 Reggie Rucker, 1973
- 51 Art Graham, 1966
- Randy Vataha, 1971

MOST RECEPTIONS, GAME

- 11 Art Graham, vs. K.C., Nov. 20, 1966 (134 yards)
- 10 Tony Romeo, vs. K.C., Nov. 17, 1963 (149 yards)

MOST CONSECUTIVE GAMES, RECEPTIONS

- 42 Jim Colclough, 1960-63
- 27 Gino Cappelletti, 1961-63

RECEPTION YARDAGE

MOST YARDS, LIFETIME

- 5,001 Jim Colclough, 1960-68
- 4,589 Gino Cappelletti, 1960-70

MOST YARDS, SEASON

- 872 Randy Vataha, 1971
- 868 Jim Colclough, 1962

MOST YARDS, GAME

- 167 Art Graham, vs. Hou., Nov. 6, 1964 (8)
- 158 Ron Sellers, vs. Hou., Dec. 14, 1969 (3)

LONGEST RECEPTION

- 88 Randy Vataha, vs. Balt., Dec. 19, 1971 (from Jim Plunkett-td)
- 87 Jim Whalen, vs. N.Y. Jets, Oct. 27, 1968 (from Tom Sherman-td)

AVERAGE GAIN

HIGHEST AVG. GAIN, LIFETIME (175 MIN.)

- 17.7 Jim Colclough, 1960-68 (283-5,001)
- 15.7 Gino Cappelletti, 1960-70 (292-4,589)

HIGHEST AVG. GAIN, SEASON (35 MIN.)

- 21.7 Jim Colclough, 1962 (40-868)
- 18.4 Gino Cappelletti, 1965 (37-680)

HIGHEST AVG. GAIN, GAME (4 MIN.)

- 35.5 Jim Colclough, vs. N.Y. Jets, Oct. 6, 1962 (4-142)
- 35.0 Aaron Marsh, vs. N.Y. Jets, Sept. 22, 1968 (4-140)

TOUCHDOWNS RECEIVING

MOST TOUCHDOWNS, LIFETIME

- 42 Gino Cappelletti, 1960-70
- 39 Jim Colclough, 1960-68

MOST TOUCHDOWNS, SEASON

- 10 Jim Colclough, 1962
- 9 Jim Colclough, 1960-61
- Gino Cappelletti, 1965
- Randy Vataha, 1971

MOST TOUCHDOWNS, GAME

- 3 Billy Lott, vs. Buff., Oct. 22, 1961
- Gino Cappelletti, vs. Buff., Nov. 15, 1964
- Jim Whalen, vs. Mia., Oct. 15, 1967

INTERCEPTIONS BY

MOST INTERCEPTIONS, LIFETIME

- 27 Ron Hall, 1961-67
- 24 Nick Buoniconti, 1962-68

MOST INTERCEPTIONS, SEASON

- 11 Ron Hall, 1964
- 8 Bob Suci, 1963

MOST INTERCEPTIONS, GAME

- 3 Gino Cappelletti, vs. Oak., Oct. 16, 1960
- Ross O'Hanley, vs. Hou., Nov. 18, 1962
- Ron Hall, vs. S.D., Sept. 20, 1964
- Nick Buoniconti, vs. Buff., Oct. 20, 1968

MOST CONSECUTIVE GAMES

- 3 Fred Bruney, 1962
- Don Webb, 1964
- Ron Hall, 1966
- Tom Hennessey, 1966
- Leroy Mitchell, 1968
- Honor Jackson, 1972
- Ron Bolton, 1973

INTERCEPTION YARDAGE

MOST YEARS LEADING LEAGUE

- 1 Bob Suci, 1963

MOST YARDS, LIFETIME

476 Ron Hall, 1961-67
366 Don Webb, 1961-62, 64-71

MOST YARDS, SEASON

277 Bob Suci, 1963
159 Ron Hall, 1966

MOST YARDS, GAME

110 Bob Suci, vs. Hou., Nov. 1, 1963 (2)
87 Ron Hall, vs. Den., Sept. 18, 1966 (1)

LONGEST RETURN

98 Bob Suci, vs. Hou., Nov. 1, 1963 (TD)
87 Ron Hall, vs. Den., Sept. 18, 1966

INTERCEPTION TOUCHDOWNS**MOST TOUCHDOWNS, LIFETIME**

2 John Charles, 1967-69
Bob Suci, 1963
Don Webb, 1961-62, 64-71

MOST TOUCHDOWNS, SEASON

2 Don Webb, 1961
Bob Suci, 1963

MOST TOUCHDOWNS, GAME

1 by many players.
Last: John Sanders at Miami, Dec. 15, 1974

PUNTING**PUNTS****MOST PUNTS, LIFETIME**

377 Tom Yewcic, 1961-67
243 Tom Janik, 1969-71

MOST PUNTS, SEASON

87 Tom Janik, 1971
86 Tom Janik, 1970

MOST PUNTS, GAME

11 Jim Fraser, vs. N.Y. Jets, Oct. 2, 1966
10 Tom Greene, vs. Hou., Dec. 18, 1960
Tom Yewcic, vs. Buff., Dec. 1, 1963
Tom Yewcic, vs. Buff., Nov. 15, 1964
Bob Scarpitto, vs. Oak., Oct. 6, 1968

PUNTING YARDAGE**MOST YARDS, LIFETIME**

14,553 Tom Yewcic, 1961-67
9,516 Tom Janik, 1969-71

MOST YARDS, SEASON

3,364 Tom Janik, 1970
3,249 Tom Janik, 1971

MOST YARDS, GAME

436 Bob Scarpitto, vs. Oak., Oct. 6, 1968 (10)
417 Tom Yewcic, vs. Buff., Nov. 15, 1964 (10)

LONGEST PUNT

87 Bob Scarpitto, vs. Den., Sept. 29, 1968
68 Jim Fraser, vs. Den., Sept. 18, 1966

AVERAGE YARDAGE**HIGHEST AVERAGE, LIFETIME (100 PUNTS)**

40.0 Terry Swanson, 1967-68 (127)
39.2 Tom Janik, 1969-71 (243)

HIGHEST AVERAGE, SEASON (QUALIFIERS)

41.5 Tom Janik, 1969
40.7 Tom Yewcic, 1965

HIGHEST AVERAGE, GAME (4 PUNTS)

50.8 Terry Swanson, vs. Cin., Dec. 1, 1968 (4)
48.8 Tom Yewcic, vs. Den., Sept. 29, 1963 (4)

PUNT RETURNS**MOST SEASONS LEADING LEAGUE (RETURNS)**

1 Fred Bruney, 1961
Ron Burton, 1962

MOST PUNT RETURNS, LIFETIME

62 Mack Herron, 1973-74
56 Ron Burton, 1960-65

MOST PUNT RETURNS, SEASON

35 Mack Herron, 1974
27 Mack Herron, 1973

MOST PUNT RETURNS, GAME

- 6 Fred Bruney, vs. Buff., Sept. 23, 1961
- Ron Burton, vs. Oak., Sept. 13, 1964
- Mack Herron vs. Cleveland, Nov. 10, 1974
- 5 Ron Burton, vs. S.D., Dec. 17, 1961
- Billy Johnson, vs. K.C., Nov. 17, 1968

PUNT RETURN YARDAGE

MOST YARDS, LIFETIME

- 799 Mack Herron, 1973-74
- 487 Carl Garrett, 1969-72

MOST YARDS, SEASON

- 517 Mack Herron, 1974
- 282 Mack Herron, 1973

MOST YARDS, GAME

- 126 Billy Johnson, vs. Hou., Nov. 5, 1967
- 80 Mack Herron, vs. Balt., Oct. 7, 1973
- 80 Mack Herron vs. Baltimore, Oct. 6, 1974

LONGEST PUNT RETURN

- 66 Mack Herron vs. Baltimore, Oct. 6, 1974
- 62 Ron Burton, vs. Hou., Nov. 12, 1961
- Carl Garrett, vs. N.Y. Jets, Sept. 27, 1970

AVERAGE YARDAGE

HIGHEST AVERAGE RETURN, LIFETIME (20 RETURNS)

- 12.9 Mack Herron, 1973-74 (62-799)
- 11.3 Carl Garrett, 1969-72 (43-487)

HIGHEST AVERAGE RETURN, SEASON (QUALIFIERS)

- 14.8 Mack Herron, 1974
- 10.8 Mack Herron, 1973

HIGHEST AVERAGE RETURN, GAME (3 RETURNS)

- 26.7 Mack Herron, vs. Balt., Oct. 7, 1973 (3)
- 18.0 Mack Herron at NY Jets, Oct. 13, 1974 (3)

TOUCHDOWNS ON PUNT RETURNS

None

KICKOFF RETURNS

MOST KICKOFF RETURNS, LIFETIME

- 92 Carl Garrett, 1969-72
- 89 Larry Garron, 1960-68

MOST KICKOFF RETURNS, SEASON

- 41 Mack Herron, 1973
- 36 Willie Porter, 1968

MOST KICKOFF RETURNS, GAME

- 8 Willie Porter, vs. N.Y. Jets, Sept. 22, 1968
- 6 by many players.
- Last: Carl Garrett, vs. Dall. Cowboys, Oct. 24, 1971

KO RETURN YARDAGE

MOST YARDS, LIFETIME

- 2,299 Larry Garron, 1960-68
- 2,251 Carl Garrett, 1969-1972

MOST YARDS, SEASON

- 1,092 Mack Herron, 1973
- 812 Willie Porter, 1968

MOST YARDS, GAME

- 175 Carl Garrett, vs. Buff., Oct. 11, 1969
- 173 Larry Garron, vs. Buff., Nov. 3, 1962
- Willie Porter, vs. N.Y. Jets, Sept. 22, 1968

LONGEST KICKOFF RETURN

- 95 Larry Garron, vs. Buff., Nov. 3, 1962 (TD)
- 92 Mack Herron, vs. S.D., Dec. 2, 1973 (TD)
- 91 Ron Burton, vs. Dall. Texans, Nov. 3, 1961 (TD)

AVERAGE YARDAGE

HIGHEST AVERAGE RETURN, LIFETIME (20 RETURNS)

- 25.8 Larry Garron, 1960-68, (89-2,299)
- 24.9 Mack Herron, 1973-74 (69-1721)

HIGHEST AVERAGE RETURN, SEASON (QUALIFIERS)

- 28.6 Larry Garron, 1962
- 28.3 Carl Garrett, 1969

HIGHEST AVERAGE RETURN, GAME (3 RETURNS)

- 49.3 Ron Burton, vs. Dall. Texans, Nov. 3, 1961 (3)
- 46.0 Mack Herron, vs. S.D., Dec. 2, 1973 (3)

TOUCHDOWNS (Kickoff Returns)

MOST TOUCHDOWNS, LIFETIME

- 2 Larry Garron, 1960-68
- 1 Ron Burton, 1960-65
Mack Herron, 1973

MOST TOUCHDOWNS, SEASON

- 1 Ron Burton, 1961
Larry Garron, 1961
Larry Garron, 1962
Mack Herron, 1973

MOST TOUCHDOWNS, GAME

- 1 Larry Garron, vs. Hou., Oct. 13, 1961 (89 yards)
Ron Burton, vs. Dall. Texans, Nov. 3, 1961 (91 yards)
Larry Garron, vs. Buff., Nov. 3, 1962 (95 yards)
Mack Herron, vs. S.D., Dec. 2, 1973 (92 yards)

FUMBLES

MOST FUMBLES, LIFETIME

- 42 Vito (Babe) Parilli, 1961-67
- 37 Larry Garron, 1960-68

MOST FUMBLES, SEASON

- 12 Mack Herron, 1974
- 10 Jim Nance, 1967
Sam Cunningham, 1973

MOST FUMBLES, GAME

- 4 Vito (Babe) Parilli, vs. Den., Nov. 6, 1966
- 3 Tom Yewcic, vs. Oak., Dec. 16, 1962
Tom Yewcic, vs. N.Y. Jets, Oct. 5, 1963
Mack Herron vs. Cleveland, Nov. 10, 1974
Mack Herron at Balt., Nov. 24, 1974

OWN RECOVERIES

MOST RECOVERED, LIFETIME

- 19 Vito (Babe) Parilli, 1961-67
- 12 Larry Garron, 1960-68

MOST RECOVERED, SEASON

- 6 Vito (Babe) Parilli, 1963
- 5 Vito (Babe) Parilli, 1964

MOST RECOVERED, GAME

- 2 Larry Garron, vs. Den., Sept. 21, 1962
Vito (Babe) Parilli, vs. S.D., Sept. 14, 1963
Vito (Babe) Parilli, vs. K.C., Oct. 23, 1964
Mack Herron, vs. Miami, Oct. 28, 1973
Mack Herron vs. Cleveland, Nov. 10, 1974

OPPONENTS' RECOVERIES

MOST RECOVERED, LIFETIME

- 15 Jim Hunt, 1960-70
- 13 Bob Dee, 1960-67

MOST RECOVERED, SEASON

- 5 Bob Dee, 1961
- 4 Jack Rudolph, 1960
Larry Eisenhower, 1964

MOST RECOVERED, GAME

- 2 Jack Rudolph, vs. L.A. Chargers, Oct. 8, 1960
Hal Smith, vs. Den., Oct. 23, 1960
Bob Dee, vs. Buff., Oct. 22, 1961
Ross O'Hanley, vs. Den., Sept. 21, 1962
Larry Eisenhower, vs. K.C., Oct. 23, 1964
Ed Philpott, vs. Oak., Oct. 22, 1967
Ray Jacobs, vs. N.Y. Jets, Oct. 26, 1969
Clarence Scott, vs. Minn., Dec. 13, 1970
Rickie Harris vs. Buffalo, Nov. 19, 1972

FUMBLE RETURN YARDAGE

MOST YARDS, LIFETIME

- 82 Don Webb, 1961-62, 64-71
- 67 Jim Hunt, 1960-70

MOST YARDS, SEASON

- 52 Chuck Shonta, 1960
- 51 Jim Hunt, 1968

MOST YARDS, GAME

- 52 Chuck Shonta, vs. N.Y. Titans, Sept. 17, 1960 (1-opp)
- 51 Jim Hunt, vs. Hou., Dec. 15, 1968 (1-opp)

LONGEST RETURN

- 52 Chuck Shonta, vs. N.Y. Titans, Sept. 17, 1960 (TD)
- 51 Jim Hunt, vs. Hou., Dec. 15, 1968

TOUCHDOWNS (On Fumbles)

OWN FUMBLES RECOVERED FOR TD

Vito (Babe) Parilli, vs. Dall. Texans, Nov. 3, 1961
(0 yards)
Randy Vataha, vs. Balt., Oct. 7, 1973 (46 yards)
Will Foster, vs. N.Y. Jets, Oct. 14, 1973 (0 yards)
John Hannah at Miami, Dec. 15, 1974 (0 yds.)

OPPONENTS' FUMBLES RECOVERED FOR TD

Chuck Shonta, vs. N.Y. Titans, Sept. 17, 1960 (52 yards)
Tom Stephens, vs. S.D., Oct. 7, 1961 (10 yards)
Don Webb, vs. Dall. Texans, Oct. 29, 1961 (49 yards)
Nick Buoniconti, vs. Hou., Dec. 8, 1963 (7 yards)
Jim Hunt vs. Denver, Nov. 6, 1966 (5 yds.)
Ed Philpott, vs. N.Y. Jets, Sept. 22, 1968 (10 yards)
Daryl Johnson, vs. Hou., Nov. 2, 1969 (32 yards)

PATRIOTS ALL-TIME TEAM RECORDS

OFFENSE SCORING

MOST POINTS, SEASON

413 1961
365 1964

FEWEST POINTS, SEASON

149 1970
229 1968

MOST POINTS, GAME

52 Buffalo, Oct. 22, 1961
46 Houston, Dec. 8, 1963

FEWEST POINTS, GAME

0 10 times

Last: Baltimore, Nov. 26, 1972

MOST POINTS, EACH QUARTER

1st: 21 at Miami, Dec. 15, 1974
2nd: 24 Cincinnati, Dec. 1, 1968
3rd: 22 Dallas, Nov. 18, 1960
4th: 22 Oakland, Oct. 16, 1964

MOST CONSECUTIVE GAMES, SCORING

42 1963 (Sept. 8) through 1965 (Dec. 18)

MOST TOUCHDOWNS, SEASON

52 1961
43 1974
41 1962, 1964

FEWEST TOUCHDOWNS, SEASON

18 1970
26 1968

MOST TOUCHDOWNS, GAME

7 Buffalo, Oct. 22, 1961
6 Many times.
Last: vs. Balt. Oct. 6, 1974

MOST POINTS AFTER TOUCHDOWN, SEASON

48 1961
38 1962

FEWEST POINTS AFTER TOUCHDOWN, SEASON

17 1970
26 1968

MOST POINTS AFTER TOUCHDOWN, GAME

7 Buffalo, Oct. 22, 1961
6 Many times
Last: vs. Balt. Oct. 6, 1974

MOST FIELD GOALS ATTEMPTED, SEASON

39 1964
38 1963

FEWEST FIELD GOALS ATTEMPTED, SEASON

16 1972
21 1971

MOST FIELD GOALS ATTEMPTED, GAME

7 San Diego, Sept. 20, 1964
Buffalo, Sept. 24, 1967
Cincinnati, Nov. 16, 1969
6 New York Jets, Sept. 27, 1964
Denver, Oct. 4, 1964
Houston, Dec. 18, 1965

MOST FIELD GOALS MADE, SEASON

25 1964
22 1963

FEWEST FIELD GOALS MADE, SEASON

8 1960, 1970, 1972
12 1971

MOST FIELD GOALS MADE, GAME

6 Denver, Oct. 4, 1964
4 Many times.
Last: Jeff White, vs. Green Bay, Nov. 18, 1973

FIRST DOWNS**MOST FIRST DOWNS, SEASON**

255 1974
243 1966
238 1961

FEWEST FIRST DOWNS, SEASON

166 1969
181 1968

MOST FIRST DOWNS, GAME

31 Houston, Dec. 11, 1966
29 Oakland, Dec. 9, 1961

MOST FIRST DOWNS, RUSHING, SEASON

123 1974
100 1962, 1966
97 1973

FEWEST FIRST DOWNS, RUSHING, SEASON

55 1965
63 1970

MOST FIRST DOWNS, RUSHING, GAME

17 Oakland, Dec. 9, 1961
14 Denver, Nov. 11, 1962

MOST FIRST DOWNS, PASSING, SEASON

144 1964
130 1965

FEWEST FIRST DOWNS, PASSING, SEASON

87 1969
94 1968, 1971

MOST FIRST DOWNS, PASSING, GAME

20 Oakland, Oct. 16, 1964
16 Kansas City, Nov. 17, 1963

MOST FIRST DOWNS, PENALTY, SEASON

29 1965
25 1961

FEWEST FIRST DOWNS, PENALTY, SEASON

11 1971
15 1969

MOST FIRST DOWNS, PENALTY, GAME

7 Houston, Sept. 19, 1965
5 Miami, Dec. 17, 1967
Baltimore, Oct. 7, 1973

TOTAL OFFENSE

(Net Yards Rushing and Passing)

MOST NET YARDS GAINED, SEASON

4,736 1962
4,536 1966

FEWEST NET YARDS GAINED, SEASON

2,626 1970
3,127 1968

MOST NET YARDS GAINED, GAME

470 Miami, Dec. 17, 1967
457 Houston, Dec. 11, 1966

RUSHING OFFENSE**MOST ATTEMPTS, SEASON**

520 1974
471 1966
454 1973

FEWEST ATTEMPTS, SEASON

334 1970
363 1960

MOST ATTEMPTS, GAME

55 Oakland, Oct. 30, 1966
49 Houston, Nov. 5, 1967

MOST YARDS, SEASON

2,134 1974
1,970 1962
1,963 1966

FEWEST YARDS, SEASON

1,040 1970
1,117 1965

MOST YARDS, GAME

281 Oakland, Oct. 30, 1966
253 Oakland, Oct. 26, 1962

MOST TOUCHDOWNS, SEASON

21 1974
17 1966
16 1963

FEWEST TOUCHDOWNS, SEASON

7 1971
8 1965, 1968

MOST TOUCHDOWNS, GAME

4 New York Jets, Sept. 8, 1963
3 Many times.
Last: at Buffalo, Oct. 20, 1974

FORWARD PASSING OFFENSE**MOST ATTEMPTS, SEASON**

476 1964
475 1960

FEWEST ATTEMPTS, SEASON

330 1971
338 1969

MOST ATTEMPTS, GAME

50 Houston, Sept. 19, 1965
New York Jets, Nov. 14, 1965

MOST COMPLETIONS, SEASON

229 1964
223 1960

FEWEST COMPLETIONS, SEASON

159 1971
160 1968

MOST COMPLETIONS, GAME

27 Dallas, Nov. 18, 1960
26 Kansas City, Nov. 17, 1963

MOST NET YARDS GAINED, SEASON

3,166 1964
2,766 1962

FEWEST NET YARDS GAINED, SEASON

1,586 1970
1,765 1968

MOST NET YARDS GAINED, GAME

405 Oakland, Oct. 16, 1964
366 Kansas City, Nov. 17, 1963

MOST TOUCHDOWNS, SEASON

31 1964
29 1961

FEWEST TOUCHDOWNS, SEASON

7 1970
13 1973

MOST TOUCHDOWNS, GAME

5 Many times.
Last: Buffalo, Nov. 15, 1964
4 Many times.
Last: Cleveland, Nov. 21, 1971

MOST HAD INTERCEPTED, SEASON

33 1968
32 1967

FEWEST HAD INTERCEPTED, SEASON

13 1962
16 1971

MOST HAD INTERCEPTED, GAME

6 Denver, Sept. 3, 1967
Buffalo, Dec. 9, 1967
Kansas City, Oct. 11, 1970
5 Seven times
Last: New York Jets, Oct. 27, 1968

PUNTING**MOST PUNTS, SEASON**

96 1968
87 1971

FEWEST PUNTS, SEASON

61 1973
64 1961

MOST PUNTS, GAME

11 New York Jets, Oct. 2, 1966
10 Houston, Dec. 18, 1960
Buffalo, Dec. 1, 1963; Nov. 15, 1964
Oakland, Oct. 6, 1968

MOST YARDS, SEASON

3,831 1968
3,364 1970

FEWEST YARDS, SEASON

2,297 1973
2,406 1961

MOST YARDS, GAME

436 Oakland, Oct. 6, 1968
417 Buffalo, Nov. 15, 1964

HIGHEST AVG., SEASON

41.5 1969
40.5 1967

LOWEST AVG., SEASON

35.8 1960
36.5 1966

HIGHEST AVG., GAME

50.8 Cincinnati, Dec. 1, 1968
48.8 Denver, Sept. 29, 1963

PUNT RETURNS**MOST RETURNS, SEASON**

43 1967
40 1974 and 1963

FEWEST RETURNS, SEASON

16 1972
23 1969

MOST RETURNS, GAME

7 Houston, Nov. 5, 1967
6 San Diego, Dec. 17, 1961
Oakland, Sept. 22, 1963
Denver, Oct. 18, 1963
Oakland, Sept. 13, 1964
Kansas City, Nov. 17, 1968
New York Jets, Oct. 10, 1971
Cleveland, Nov. 10, 1974

MOST YARDS, SEASON

533 1974
412 1967
373 1963

FEWEST YARDS, SEASON

37 1972
138 1962

MOST YARDS, GAME

137 Houston, Nov. 5, 1967
85 Baltimore, Oct. 7, 1973

HIGHEST AVG., SEASON

13.3 1974
9.8 1973
9.6 1967

LOWEST AVG., SEASON

2.3 1972
5.3 1962, 1968

MOST TOUCHDOWNS, SEASON

None

MOST TOUCHDOWNS, GAME

None

KICKOFF RETURNS**MOST RETURNS, SEASON**

73 1967
71 1968

FEWEST RETURNS, SEASON

49 1961
50 1963

MOST RETURNS, GAME

10 Buffalo, Dec. 9, 1967
9 Oakland, Oct. 16, 1964
New York Jets, Sept. 22, 1968
Dallas, Oct. 24, 1971

MOST YARDS, SEASON

1,442 1968
1,436 1967

FEWEST YARDS, SEASON

1,095 1963
1,136 1961

MOST YARDS, GAME

245 Dallas, Oct. 24, 1971
226 Houston, Dec. 18, 1960

HIGHEST AVG., SEASON

24.1 1973
23.7 1960

LOWEST AVG., SEASON

19.7 1967
19.8 1965

MOST TOUCHDOWNS, SEASON

2 1961
1 1962, 1973

MOST TOUCHDOWNS, GAME

1 Houston, Oct. 13, 1961
Dallas, Nov. 3, 1961
Buffalo, Nov. 3, 1962
San Diego, Dec. 2, 1973

PENALTIES**MOST PENALTIES, SEASON**

88 1970
87 1974
77 1969

FEWEST PENALTIES, SEASON

50 1973
52 1962

MOST PENALTIES, GAME

11 Oakland, Oct. 6, 1968
10 New York Jets, Oct. 27, 1968

MOST YARDS, SEASON

849 1970
843 1974
837 1969

FEWEST YARDS, SEASON

456 1962
467 1964

MOST YARDS, GAME

122 at Minnesota, Oct. 27, 1974
114 New York Titans, Sept. 17, 1960
111 New York Jets, Oct. 27, 1968

FUMBLES**MOST FUMBLES, SEASON**

51 1973
37 1962, 1967

FEWEST FUMBLES, SEASON

15 1969
18 1970

MOST FUMBLES, GAME

8 Baltimore, Oct. 7, 1973
6 Oakland, Oct. 16, 1960
Dallas, Oct. 12, 1962
Denver, Nov. 6, 1966
Kansas City, Nov. 12, 1967
Miami, Dec. 17, 1967
New York Jets, Nov. 11, 1973
at Miami, Dec. 15, 1974

MOST TOTAL RECOVERED, SEASON

43 1973
35 1961

FEWEST TOTAL RECOVERED, SEASON

19 1969
21 1965

MOST TOTAL RECOVERED, GAME

7 Kansas City, Oct. 23, 1964 (4-3)
6 Los Angeles, Oct. 8, 1960 (3-3)
Denver, Sept. 21, 1962 (3-3)
Denver, Nov. 6, 1966 (1-5)
Baltimore, Oct. 7, 1973 (5-1)

MOST OWN RECOVERED, SEASON

25 1973
17 1962, 1963

FEWEST OWN RECOVERED, SEASON

5 1969, 1970
8 1968, 1971

MOST OWN RECOVERED, GAME

5 Baltimore, Oct. 7, 1973
4 Oakland, Dec. 16, 1962
Kansas City, Oct. 23, 1964

MOST OPPONENTS' RECOVERED, SEASON

20 1960, 1961
18 1973

FEWEST OPPONENTS' RECOVERED, SEASON

9 1965
10 1962

MOST OPPONENTS' RECOVERED, GAME

5 Denver, Nov. 6, 1966
4 Denver, Oct. 23, 1960
Denver, Sept. 16, 1961
Miami, Oct. 15, 1967
Minnesota, Dec. 13, 1970

DEFENSE

POINTS ALLOWED

FEWEST POINTS ALLOWED, SEASON

257 1963
283 1966

MOST POINTS ALLOWED, SEASON

446 1972
406 1968

FEWEST POINTS ALLOWED, GAME

0 Los Angeles, Oct. 8, 1960
San Diego, Dec. 17, 1961
Buffalo, Sept. 24, 1967
Houston, Nov. 2, 1969
New York Jets, Oct. 10, 1971
Houston, Nov. 25, 1973
at New York Jets, Oct. 13, 1974

MOST POINTS ALLOWED, GAME

52 Miami, Nov. 12, 1972
48 Oakland, Oct. 22, 1967
New York Jets, Oct. 27, 1968

MOST POINTS ALLOWED, SHUTOUT GAME

52 Miami, Nov. 12, 1972
41 San Diego, Dec. 17, 1961
35 Los Angeles, Oct. 8, 1960

FIRST DOWNS ALLOWED

FEWEST TOTAL FIRST DOWNS ALLOWED, SEASON

219 1967
215 1973

MOST TOTAL FIRST DOWNS ALLOWED, SEASON

289 1972
278 1969

FEWEST TOTAL FIRST DOWNS ALLOWED, GAME

7 Houston, Dec. 18, 1965
8 Kansas City, Oct. 23, 1964

MOST TOTAL FIRST DOWNS ALLOWED, GAME

29 Miami, Nov. 12, 1972
28 Oakland, Oct. 6, 1968
Minnesota, Dec. 13, 1970

FEWEST RUSHING FIRST DOWNS ALLOWED, SEASON

59 1963
61 1967

MOST RUSHING FIRST DOWNS ALLOWED, SEASON

144 1972
142 1969, 1973

FEWEST RUSHING FIRST DOWNS ALLOWED, GAME

0 Houston, Nov. 1, 1963
Miami, Oct. 15, 1967
Buffalo, Oct. 20, 1968

MOST RUSHING FIRST DOWNS ALLOWED, GAME

19 New York Jets, Oct. 15, 1972
18 Buffalo, Sept. 16, 1973

FEWEST PASSING FIRST DOWNS ALLOWED, SEASON

105 1970
67 1973

MOST PASSING FIRST DOWNS ALLOWED, SEASON

165 1964
153 1966

FEWEST PASSING FIRST DOWNS ALLOWED, GAME

1 New York Jets, Oct. 14, 1973
2 Miami, Nov. 9, 1969
New York Jets, Oct. 10, 1971
New York Jets, Dec. 12, 1971
San Diego, Dec. 2, 1973
Buffalo, Dec. 9, 1973

MOST PASSING FIRST DOWNS ALLOWED, GAME

17 Houston, Oct. 13, 1961
Minnesota, Dec. 13, 1970

FEWEST PENALTY FIRST DOWNS ALLOWED, SEASON

6 1973
11 1974
13 1965

MOST PENALTY FIRST DOWNS ALLOWED, SEASON

28 1968
24 1960

FEWEST PENALTY FIRST DOWNS ALLOWED, GAME

0 Many times.
Last: vs. Pittsburgh, Dec. 8, 1974

MOST PENALTY FIRST DOWNS ALLOWED, GAME

7 Oakland, Oct. 6, 1968
6 New York Jets, Oct. 27, 1968

TOTAL DEFENSE

(Net Rushing and Passing)

FEWEST NET YARDS ALLOWED, SEASON

3,848 1963
4,067 1974

MOST NET YARDS ALLOWED, SEASON

5,248 1972
4,810 1969

FEWEST NET YARDS ALLOWED, GAME

115 Houston, Dec. 18, 1965
121 New York Jets, Oct. 10, 1971

MOST NET YARDS ALLOWED, GAME

540 Houston, Oct. 13, 1961
528 New York Jets, Dec. 17, 1966

RUSHING ALLOWED

FEWEST ATTEMPTS ALLOWED, SEASON

350 1961
310 1963

MOST ATTEMPTS ALLOWED, SEASON

560 1973
548 1972

MOST ATTEMPTS ALLOWED, GAME

58 New York Jets, Oct. 14, 1973
54 New York Jets, Oct. 15, 1972

FEWEST YARDS ALLOWED, RUSHING, SEASON

1,041 1961
1,107 1963

MOST YARDS ALLOWED, RUSHING, SEASON

2,850 1973
2,717 1972

FEWEST YARDS ALLOWED, RUSHING, GAME

2 San Diego, Dec. 17, 1961
19 Houston, Nov. 1, 1963

MOST YARDS ALLOWED, RUSHING, GAME

360 Buffalo, Sept. 16, 1973
333 New York Jets, Oct. 15, 1972

FEWEST TOUCHDOWNS ALLOWED, RUSHING, SEASON

7 1966
9 1961

MOST TOUCHDOWNS ALLOWED, RUSHING, SEASON

27 1972
22 1968

MOST TOUCHDOWNS ALLOWED, RUSHING, GAME

6 New York Jets, Oct. 27, 1968
4 Oakland, Nov. 4, 1960
Dallas, Sept. 8, 1962
Buffalo, Sept. 16, 1973

OPPONENTS PASSING ALLOWED

FEWEST ATTEMPTS ALLOWED, PASSING, SEASON

240 1973
325 1972

MOST ATTEMPTS ALLOWED, PASSING, SEASON

530 1964
509 1966

FEWEST ATTEMPTS ALLOWED, PASSING, GAME

7 New York Jets, Oct. 14, 1973
Buffalo, Dec. 9, 1973
9 New York Jets, Oct. 15, 1972

MOST ATTEMPTS ALLOWED, PASSING, GAME

56 Denver, Sept. 21, 1962
New York Jets, Oct. 2, 1966

FEWEST COMPLETIONS ALLOWED, PASSING, SEASON

134 1973
170 1971

MOST COMPLETIONS ALLOWED, PASSING, SEASON

261 1964
247 1966

FEWEST COMPLETIONS ALLOWED, PASSING, GAME

1 New York Jets, Oct. 14, 1973
2 Buffalo, Dec. 9, 1973

MOST COMPLETIONS ALLOWED, PASSING, GAME

28 New York Jets, Oct. 2, 1966
27 Houston, Oct. 13, 1961
Denver, Sept. 21, 1962
Houston, Nov. 29, 1964

FEWEST NET YARDS ALLOWED, PASSING, SEASON

1,338 1973
2,154 1971

MOST NET YARDS ALLOWED, PASSING, SEASON

3,356 1966
3,217 1964

FEWEST NET YARDS ALLOWED, PASSING, GAME

0 New York Jets, Oct. 14, 1973
8 New York Jets, Oct. 10, 1971

MOST NET YARDS ALLOWED, PASSING, GAME

448 Houston, Oct. 13, 1961
392 Houston, Sept. 16, 1962

FEWEST TOUCHDOWNS ALLOWED, PASSING, SEASON

11 1973
16 1971

MOST TOUCHDOWNS ALLOWED, PASSING, SEASON

28 1967
27 1961

MOST TOUCHDOWNS ALLOWED, PASSING, GAME

5 Kansas City, Sept. 25, 1966
Oakland, Oct. 22, 1967

INTERCEPTIONS BY PATRIOTS

MOST INTERCEPTIONS BY, SEASON

31 1964
29 1963

FEWEST INTERCEPTIONS BY, SEASON

8 1970
10 1972

MOST INTERCEPTIONS BY, GAME

6 Houston, Nov. 1, 1963
New York Jets, Sept. 27, 1964

MOST INTERCEPTIONS YARDS, SEASON

645 1963
427 1964

FEWEST YARDS, SEASON

105 1973
184 1970

MOST INTERCEPTION YARDS, GAME

204 Houston, Nov. 1, 1963
132 New York Jets, Sept. 8, 1963

MOST TOUCHDOWNS, BY INTERCEPTIONS, SEASON

3 1962, 1963
2 1974, 1971, 1967, 1961

FEWEST TOUCHDOWNS, SEASON

0 1960, 1965, 1966, 1970, 1972, 1973
1 1964, 1968, 1969

MOST TOUCHDOWNS, BY INTERCEPTION, GAME

2 Houston, Nov. 1, 1963

NFL REGULAR SEASON SCHEDULE

(All Times Local at Game Site)

SUNDAY, SEPTEMBER 21 (First Weekend)

Atlanta at St. Louis	1:00
Baltimore at Chicago	1:00
Cleveland at Cincinnati	1:00
Detroit at Green Bay	1:00
Houston at New England	1:00
Kansas City at Denver	2:00
Los Angeles at Dallas	3:00
New Orleans at Washington	1:00
New York Giants at Philadelphia	1:00
New York Jets at Buffalo	1:00
Pittsburgh at San Diego	1:00
San Francisco at Minnesota	1:00

MONDAY, SEPTEMBER 22

Oakland at Miami	9:00
------------------	------

SUNDAY, SEPTEMBER 28 (Second Weekend)

Buffalo at Pittsburgh	4:00
Cincinnati at New Orleans	1:00
Detroit at Atlanta	1:00
Los Angeles at San Francisco	1:00
Miami at New England	1:00
Minnesota at Cleveland	1:00
New York Giants at Washington	1:00
New York Jets at Kansas City	1:00
Oakland at Baltimore	2:00
Philadelphia at Chicago	1:00
St. Louis at Dallas	1:00
San Diego at Houston	1:00

MONDAY, SEPTEMBER 29

Green Bay at Denver	7:00
---------------------	------

SUNDAY, OCTOBER 5 (Third Weekend)

Baltimore at Los Angeles	1:00
Chicago at Minnesota	1:00
Cincinnati at Houston	1:00
Denver at Buffalo	1:00
Miami at Green Bay	1:00
New Orleans at Atlanta	1:00
New England at New York Jets	1:00
New York Giants at St. Louis	1:00
Oakland at San Diego	1:00
Pittsburgh at Cleveland	1:00
San Francisco at Kansas City	1:00
Washington at Philadelphia	4:00

MONDAY, OCTOBER 6

Dallas at Detroit	9:00
-------------------	------

SUNDAY, OCTOBER 12 (Fourth Weekend)

Atlanta at San Francisco	1:00
Buffalo at Baltimore	2:00
Chicago at Detroit	1:00
Dallas at New York Giants	1:00
Denver at Pittsburgh	1:00
Green Bay at New Orleans	1:00
Houston at Cleveland	1:00
Kansas City at Oakland	1:00
Los Angeles at San Diego	1:00
New England at Cincinnati	1:00
New York Jets at Minnesota	1:00
Philadelphia at Miami	4:00

MONDAY, OCTOBER 13

St. Louis at Washington	9:00
-------------------------	------

SUNDAY, OCTOBER 19 (Fifth Weekend)

Atlanta at Los Angeles	1:00
Baltimore at New England	1:00
Chicago at Pittsburgh	1:00
Cleveland at Denver	2:00
Detroit at Minnesota	3:00
Green Bay at Dallas	1:00
Kansas City at San Diego	1:00
Miami at New York Jets	1:00
New Orleans at San Francisco	1:00

	Oakland at Cincinnati	4:00
	Philadelphia at St. Louis	1:00
	Washington at Houston	1:00
MONDAY, OCTOBER 20		
	New York Giants at Buffalo	9:00
SATURDAY, OCTOBER 25 (Sixth Weekend)		
	St. Louis at New York Giants	1:00
SUNDAY, OCTOBER 26		
	Baltimore at New York Jets	1:00
	Cincinnati at Atlanta	1:00
	Dallas at Philadelphia	1:00
	Denver at Kansas City	1:00
	Detroit at Houston	1:00
	Miami at Buffalo	4:00
	New Orleans at Los Angeles	1:00
	Pittsburgh at Green Bay	1:00
	San Diego at Oakland	1:00
	San Francisco at New England	1:00
	Washington at Cleveland	1:00
MONDAY, OCTOBER 27		
	Minnesota at Chicago	8:00
SATURDAY, NOVEMBER 1 (Seventh Weekend)		
	San Diego at New York Giants	1:00
SUNDAY, NOVEMBER 2		
	Atlanta at New Orleans	1:00
	Buffalo at New York Jets	1:00
	Cleveland at Baltimore	2:00
	Dallas at Washington	4:00
	Detroit at San Francisco	1:00
	Houston at Kansas City	1:00
	Miami at Chicago	1:00
	Minnesota at Green Bay	1:00
	New England at St. Louis	1:00
	Oakland at Denver	2:00
	Pittsburgh at Cincinnati	1:00
MONDAY, NOVEMBER 3		
	Los Angeles at Philadelphia	9:00
SUNDAY, NOVEMBER 9 (Eighth Weekend)		
	Atlanta at Minnesota	1:00
	Baltimore at Buffalo	1:00
	Cincinnati at Denver	2:00
	Cleveland at Detroit	1:00
	Green Bay at Chicago	1:00
	Houston at Pittsburgh	1:00
	New England at San Diego	1:00
	New Orleans at Oakland	1:00
	New York Jets at Miami	4:00
	St. Louis at Philadelphia	1:00
	San Francisco at Los Angeles	1:00
	Washington at New York Giants	1:00
MONDAY, NOVEMBER 10		
	Kansas City at Dallas	8:00
SUNDAY, NOVEMBER 16 (Ninth Weekend)		
	Chicago at San Francisco	1:00
	Cleveland at Oakland	1:00
	Dallas at New England	1:00
	Denver at San Diego	1:00
	Green Bay at Detroit	1:00
	Kansas City at Pittsburgh	1:00
	Los Angeles at Atlanta	1:00
	Miami at Houston	1:00
	Minnesota at New Orleans	1:00
	New York Jets at Baltimore	2:00
	Philadelphia at New York Giants	1:00
	Washington at St. Louis	3:00
MONDAY, NOVEMBER 17		
	Buffalo at Cincinnati	9:00
SUNDAY, NOVEMBER 23 (Tenth Weekend)		
	Baltimore at Miami	1:00
	Chicago at Los Angeles	1:00
	Cincinnati at Cleveland	1:00
	Denver at Atlanta	1:00
	Detroit at Kansas City	1:00

	New England at Buffalo	1:00
	New York Giants at Green Bay	1:00
	Oakland at Washington	4:00
	Philadelphia at Dallas	1:00
	St. Louis at New York Jets	1:00
	San Diego at Minnesota	1:00
	San Francisco at New Orleans	1:00
MONDAY, NOVEMBER 24		
	Pittsburgh at Houston	8:00
THURSDAY, NOVEMBER 27 (Eleventh Weekend) (Thanksgiving Day)		
	Los Angeles at Detroit	12:30
	Buffalo at St. Louis	2:30
SUNDAY, NOVEMBER 30		
	Atlanta at Oakland	1:00
	Chicago at Green Bay	1:00
	Houston at Cincinnati	1:00
	Kansas City at Baltimore	2:00
	Minnesota at Washington	4:00
	New Orleans at Cleveland	1:00
	New York Giants at Dallas	1:00
	Pittsburgh at New York Jets	1:00
	San Diego at Denver	2:00
	San Francisco at Philadelphia	1:00
MONDAY, DECEMBER 1		
	New England at Miami	9:00
SUNDAY, DECEMBER 7 (Twelfth Weekend)		
	Baltimore at New York Giants	1:00
	Buffalo at Miami	4:00
	Cincinnati at Philadelphia	1:00
	Cleveland at Pittsburgh	1:00
	Dallas at St. Louis	1:00
	Detroit at Chicago	1:00
	Green Bay at Minnesota	1:00
	Houston at San Francisco	1:00
	Los Angeles at New Orleans	1:00
	New York Jets at New England	1:00
	San Diego at Kansas City	1:00
	Washington at Atlanta	1:00
MONDAY, DECEMBER 8		
	Denver at Oakland	6:00
SATURDAY, DECEMBER 13 (Thirteenth Weekend)		
	Cincinnati at Pittsburgh	12:30
	Washington at Dallas	2:30
SUNDAY, DECEMBER 14		
	Buffalo at New England	1:00
	Green Bay at Los Angeles	1:00
	Houston at Oakland	1:00
	Kansas City at Cleveland	1:00
	Miami at Baltimore	2:00
	Minnesota at Detroit	4:00
	New Orleans at New York Giants	1:00
	Philadelphia at Denver	2:00
	St. Louis at Chicago	1:00
	San Francisco at Atlanta	1:00
MONDAY, DECEMBER 15		
	New York Jets at San Diego	6:00
SATURDAY, DECEMBER 20 (Fourteenth Weekend)		
	Minnesota at Buffalo	12:30
	Denver at Miami	3:30
	Pittsburgh at Los Angeles	6:00
SUNDAY, DECEMBER 21		
	Atlanta at Green Bay	1:00
	Chicago at New Orleans	1:00
	Cleveland at Houston	1:00
	Dallas at New York Jets	1:00
	New England at Baltimore	2:00
	New York Giants at San Francisco	1:00
	Oakland at Kansas City	3:00
	Philadelphia at Washington	1:00
	St. Louis at Detroit	1:00
	San Diego at Cincinnati	1:00

ALL THE GOOD SPORTS ARE ON WBZ.

Once again this year, WBZ has the heaviest sports lineup in town. We've got Gil Santos and Gino Cappelletti covering the Patriots and Boston College Eagles football.

We've got Bob Wilson doing the play-by-play for the Bruins and Johnny Most calling the shots for the Celtics.

No wonder so many people turn to Radio 103. It's the sporting thing to do.

**WBZ RADIO
103**

WBZ-TV 4

**EYEWITNESS SPORTS &
THE NEW ENGLAND PATRIOTS**
A WINNING COMBINATION, NATURALLY!

