

New England Patriots Football

1981 MEDIA GUIDE



Get Up for It!

A UNIQUE FUNDING TRIANGLE CREATES EDUCATIONAL OPPORTUNITIES FOR URBAN BOYS AND GIRLS

The Frito-Lay Tutorial Assistance Program (TAP)

In our quest to improve the quality of life for Boston's youth the Boys and Girls Clubs of Boston depends heavily on the generosity of others. The Frito-Lay Company is a prime example of an advocate of the Clubs via an imaginative funding triangle thanks to the New England Patriots.

Here's how it works. As the Patriots score points, Frito-Lay scores for the children of Boston, donating \$100 to the Boys' and Girls Clubs for each point! This totaled \$54,600 in 1980 alone! Throughout the country and, of course, in Boston, businessmen, parents, and the community at large hail this program as one of the most creative charitable donations in existence.

The funds are designated for a very special purpose . . . the Boys and Girls Clubs-Frito-Lay Tutorial Assistance Program (known as the Frito-Lay TAP).

This education program directly serves over 1,000 children in each of three Clubhouses. Counsellors and tutors reinforce school work, stressing the importance of a well-rounded education. Like the athlete, the student is taught to work daily to improve his skills. Each youngster's individual needs determine the type of supplemental training he or she receives. Some require help in vocabulary and reading. Others lack sufficient mathematic skills. Still others reap the benefits of science instruction through practical lessons at the Museum of Science.

The TAP program provides a strong base for the educational and emotional development of our inner-city kids. Frito-Lay puts their money where it counts, where it will do something positive for our children, and thus, for our community. Since 1976, the Boys and Girls Clubs of Boston has annually turned to Frito-Lay for assistance in meeting our large financial challenges. Just as regularly, Frito-Lay has been there . . .

For five years, Frito-Lay has also supported the Clubs Annual Awards Dinner in the Charlestown, Roxbury, and South Boston communities. These events focus on the outstanding leadership and achievements of our individual members. Recognition supported by Frito-Lay is especially important for our children.

For five years, Frito-Lay has stood behind our Tri-Club Program, designed to encourage an atmosphere of harmony, understanding, and productive interaction between girls and boys of all races and religions.

For five years, Frito-Lay has supported the World of Work Program, designed to help unemployed inner-city teenagers become successful members of the work force.

**FOR FIVE YEARS,
FRITO-LAY HAS BEEN A VERY GOOD FRIEND.**

Thank you, Frito-Lay.

SINCE 1893
BOYS AND GIRLS CLUBS OF BOSTON

TABLE OF CONTENTS

Attendance	
All-Time	83
Largest Crowds	17
Schaefer Stadium	129
Biographies:	
Assistant Coaches	8-11
Draft choices, 1981	54-59
Erhardt, Ron	7
Kilroy, Bucko	6
McPeak, Bill	13
Steinberg, Dick	13
Sullivan, William H., Jr.	4
Veteran players	17-54
Board of Directors	5
Bryant College	74
Club Directory	3
Draft Choices, Year by Year	112-115
Historical Highlights of Club	126-127
Hotels on the Road	115
How the Patriots Were Built	60
Last Time It Happened	96
Leaders (Top Ten)	
Interceptors, KO Returners, Passers, Punters, Punt Returners, Receivers, Rushers, Scorers	118-119
Listings	
Patriots with 100 Games	59
Points by kicking	120
Longest Plays	123-124
Media Contacts	131-132
Media Information	2
Opponents:	
Pre-Season	61
Regular Season	67-74
Outstanding Performances	121-123
Patriots' Radio Network	130
Playoffs	
History	127-128
Tie-Breaking Procedures	136
Records:	
Consecutive	109
Individual	97-103
Team	103-109
Tied or Broken in 1980	86
Results:	
Pre-Season	62-65
Regular Season	75-83
Retired Players	135
Rosters:	
All-Time Player	110-112
Coaches, All-Time	12
First Year, 1981	68
Veteran, 1981	69
Schaefer Stadium Story	129
Schedules:	
NFL, 1981	133-135
Patriots, 1981	2
Staff Photos	14-16
Year by Year Leaders	116-117
Year in Review, 1980:	
Best Days	87
Defensive Statistics	86
Final Statistics, Team and Individual	84-85
Game by Game Summaries	88-96
NFL Standings	88
Won-Lost	
Head Coaches	12
Home and Away	66

New England Patriots 1981 Schedule

PRE-SEASON

Monday, Aug. 10	at Los Angeles	8:00 p.m.
Saturday, Aug. 15	at Tampa Bay	7:00 p.m.
Saturday, Aug. 22	OAKLAND	2:00 p.m.
Sunday, Aug. 30	WASHINGTON	12:30 p.m.

REGULAR SEASON

Sunday, Sept. 6	BALTIMORE	1:00 p.m.
Sunday, Sept. 13	at Philadelphia	4:00 p.m.
Monday, Sept. 21	DALLAS	9:00 p.m.
Sunday, Sept. 27	at Pittsburgh	1:00 p.m.
Sunday, Oct. 4	KANSAS CITY	1:00 p.m.
Sunday, Oct. 11	at New York Jets	1:00 p.m.
Sunday, Oct. 18	HOUSTON	1:00 p.m.
Sunday, Oct. 25	at Washington	1:00 p.m.
Sunday, Nov. 1	at Oakland	1:00 p.m.
Sunday, Nov. 8	MIAMI	1:00 p.m.
Sunday, Nov. 15	NEW YORK JETS	1:00 p.m.
Sunday, Nov. 22	at Buffalo	1:00 p.m.
Sunday, Nov. 29	ST. LOUIS	1:00 p.m.
Sunday, Dec. 6	at Miami	1:00 p.m.
Sunday, Dec. 13	BUFFALO	1:00 p.m.
Sunday, Dec. 20	at Baltimore	2:00 p.m.

All times listed are local for home site.

MEDIA INFORMATION - This media guide has been prepared to assist all members of the media in their coverage of the Patriots in 1981. Should you require additional information or further assistance or wish to arrange interviews, please contact Tom Hoffman (Director), Dave Wintergrass (Assistant Director) or Kris Erickson (Secretary) at (617) 543-7911.

CREDENTIAL REQUESTS - Credential requests should be made in writing or by calling the Media Relations Department no later than noon on the Wednesday proceeding any home game to insure issuance.

TRAINING CAMP - The Patriots will make Bryant College their summer training home for the sixth straight summer in 1981. The Smithfield, R.I. campus is located 12 miles northwest of Providence and 60 miles south of Boston. Telephone numbers at the Patriots' training camp office are (401) 231-9420 and 231-9421.

Patriots Club Directory

Address: Schaefer Stadium, Route One
Foxboro, Ma. 02035

Telephones: All personnel (617) 543-7911
Boston number (617) 262-1776

President — William H. Sullivan, Jr.
General Manager — Francis "Bucko" Kilroy

BOARD OF DIRECTORS

Charles W. Sullivan
(Executive Vice President)
Miss Mary H. Sullivan
(Treasurer)
Paul Sonnabend

William H. Sullivan, Jr.
(President)
Sam Cook Digges
Walter T. Sullivan

Mrs. Mary M. Sullivan
(Vice President)
Jeanne Sullivan McKeigue
Thomas J. White

GENERAL COUNSEL: William F. Finucane
ASSISTANT TREASURER: Jeannette Allen

COACHING STAFF

Head Coach Ron Erhardt
Offensive Coordinator/Line Jim Ringo
Defensive Coordinator/Line Fritz Shurmur
Receivers Raymond Berry
Special Teams Gino Cappelletti
Offensive Backs Bobby Grier
Linebackers Rick Lantz
Quarterbacks Babe Parilli
Defensive Backs Dick Roach

ADMINISTRATIVE STAFF

President William H. Sullivan, Jr.
Executive Vice President Charles W. Sullivan
General Manager Francis J. "Bucko" Kilroy
Assistant General Manager Patrick Sullivan
Director of Player Development Dick Steinberg
Executive Director of Player Personnel Darryl Stingley
Assistant Treasurer Jeannette Allen
Director of Marketing Miceal Chamberlain
Director of Media Relations Tom Hoffman
(Home - (617) 344-2582)
Director of Pro Scouting Bill McPeak
Director of Public Affairs Claudia Smith
Director of Field Security Lou Assad
Personnel Scout George Blackburn
Personnel Scout Joe Mendes
Personnel Scout Pat Naughton
Personnel Scout Bob Teahan
Equipment Manager George Luongo
Trainer Tom Healion
Ticket Manager Kevin Fitzgerald
Film Manager Ken Deininger
Data Processing Manager Tom Gardiner
Systems Analyst Steve Poreda
Research and Development John Polonchek
Admin. Asst to General Manager Judy Quimby
Administrator, Player Personnel Nancy Meier
Assistant Director of Media Relations Dave Wintergrass
(Home - (617) 543-3546)
Assistant Director of Pro Scouting Tom Yewcic
Assistant Trainer John Waters
Assistant Equipment Manager Don Brocher
Assistant Ticket Manager Bill Fantini
Assistant Ticket Manager Debbie Bloom
Administrative Assistant Dennis Cunningham
Orthopedic Consultant Donald Akikie, M.D.
Associate Team Physician John B. Cadigan, M.D.
Associate Team Physician Brendon Crotty, M.D.
Team Dentist Bill Lenkaitis, D.D.S.
Consultant Edward J. DeSaulnier


OFFICE STAFF: Carol Bonenfant (Pro Scouting), Rick Buffington (Coaches), Patty Del Grosso (College Scouting), Kris Erickson (Media Relations), Helen Igo (College Scouting), Cheryl Langhorn (Coaches), Karen Maskas (Asst. Gen. Mgr.), Peg Myers (Receptionist) Susan Ouelette (Marketing), Marie Paster (Business Office), Barbara Ruhl (President), Bev Scollins (General Manager).

STADIUM OPERATIONS: Ed Bayley, Kevin Cave, Ray and Edith Meyers, Charlie Parish.

WILLIAM H. SULLIVAN, JR. PRESIDENT

Until 1959 New England had been a graveyard for more than a half dozen professional football teams. William H. "Billy" Sullivan, Jr. changed that.

On November 18, 1959, Billy was awarded the eighth franchise in the fledgling American Football League. He has made an indelible impact on the nation's No. 1 sport since that great day. He did get a team on the field. From 1961 to 1964 he was President of the AFL and served on the television committee that authored a \$36 million contract with NBC to guarantee survival of the young league. He was a key member of the AFL's team that hammered out the merger format with the NFL, and he has served as a director of both NFL Properties and Films.



Since starting his love affair with pro football, Billy has travelled through many valleys and over many peaks. By undaunted determination and a boundless capacity for hard work, he kept the Patriots alive until locating the team in its present 61,279-seat Schaefer Stadium home, and assumed full control of the franchise by purchasing 88 percent of the voting stock on Nov. 17, 1975 and all of the non-voting stock on Dec. 8, 1976.


Billy graduated from Boston College in 1937, served as Publicity Director at his alma mater from 1938-1940. In 1941 he went to Notre Dame as special assistant to the Director of Athletics. After a hitch on the staff of the U.S. Naval Academy, he joined the Boston Braves baseball team as Director of Public Relations in 1946. During his six-year tenure with the Braves he conceived the "Jimmy Fund" that has since grown to be an internationally known cancer research program studying leukemia in children.

In 1955 he joined Metropolitan Petroleum Co. and became President of the firm three years later. He continued his rise in the corporate world 20 years later when he was named executive vice president of the parent Pittston Corporation, a position he held until his retirement from the national energy giant in the Spring of 1981. In addition to serving as a director for numerous organizations, Billy was re-elected on April 8, 1981 to serve a second term as Chairman of the Board of NFL Properties, Inc.

Billy and his wife, the former Mary Malone, are the parents of three sons, Charles (Chuck), William H. III and Patrick as well as three daughters, Kathleen Sullivan Alioto, Jeanne Sullivan McKeigue and Nancy Chamberlain.

Whether it's the oil business or the Patriot fortunes in the NFL, Billy Sullivan has the same, unwavering philosophy, "The best is yet to come."

BOARD OF DIRECTORS




Charles W. Sullivan
Executive Vice President




Mrs. Mary M. Sullivan
Vice President



Miss Mary H. Sullivan
Treasurer



Mrs. Jeanne Sullivan McKeigue




Paul Sonnabend



Walter T. Sullivan



Thomas J. White



William F. Finucane
General Counsel



Sam Cook Digges

BUCKO KILROY

GENERAL MANAGER

Francis J. "Bucko" Kilroy has been employed in almost every conceivable capacity in the NFL during his 39 years within the league and will begin his third year as general manager of the Patriots in 1981.

Born in Philadelphia, he established himself as one of the city's premier schoolboy athletes before departing for South Bend and the University of Notre Dame. His stay there was short as he returned to his hometown to attend Temple University where he went on to become one of the greatest linemen in the school's history. For his efforts on the collegiate gridiron, Bucko was inducted into the Temple Hall of Fame in 1976.

Bucko began his NFL career with his hometown Philadelphia Eagles in 1943 and played there 13 straight seasons. During that time, he once played in 146 consecutive games and was selected as an all-pro at both offensive guard (1947-49) and middle guard (1952-54). He gained additional honors for his pro grid exploits as he was elected to the NFL's all-decade team for the 1940's and inducted into the Helms Hall of Fame.


He made a gradual entry into the coaching ranks by serving the Eagles for three seasons as a player/coach before assuming the fulltime role of line coach for six more NFL campaigns. In addition to coaching, he also served as the club's player personnel director, making him one of the five original talent scouts in the league.

In 1962, Bucko was named director of player personnel of the Washington Redskins and then moved to the Dallas Cowboys in 1965 to become a "super scout" with that organization. During Bucko's five year tenure with the Cowboys, the team won five straight divisional championships, an indication of his impact on the team's scouting success.

Having developed a reputation as one of football's finest scouts, Bucko was named player personnel director of the Patriots in 1971. He faced a monumental challenge of revamping and revitalizing a scouting operation that had shown little success in prior years. Under his direction, the Patriots' scouting department became one of the finest in the NFL and played an intergral part in the Patriots' upsurge that brought them playoff appearances in 1976 and 1978.

A natural choice for the position, Bucko was named general manager to the Patriots on April 6, 1979. One of the first moves he made was the selection of Ron Erhardt as head coach, a decision he felt vital to insure the Patriots ongoing success on the field. Bucko has total responsibility for directing all phases of the Patriots' operation, a task he readily accepts as a great challenge.

An excellent organizer and a talent hunter extrodinaire, Bucko continues to stress his scouting philosophy "to leave no stone unturned" as he directs the Patriots organization in its effort to become the best in the NFL.



RON ERHARDT

HEAD COACH

For the past two seasons, Ronald Peter Erhardt has been satisfying a life long dream — to be the head coach of an NFL team. But at the same time, he has fallen just short of accomplishing the next goal — winning an NFL playoff game with his Patriot squad.

Reflecting upon the just completed 1980 season in December, Erhardt said, "Last year, we were one game away from making the playoffs, this year, we were just one play away!"

Leading the Patriots to one of their best starts in club history, Erhardt guided the team to a 7-2 record before they lost four games in the next five weeks by a total of 14 points. In the end, a blocked field goal attempt in the final seconds of the Miami game on December 8th spelled the difference between winning the AFC East crown and missing the playoffs.

None-the-less if Ron's previous success as a high school, college and pro assistant coach for 23 years is any indication, there is a bright future awaiting the Patriots in 1981.

Born February 27, 1932, at Mandan, N.D., the 48th year old Erhardt starred in both football and basketball at Mandan H.S. He then enrolled at Jamestown (N.D.) College where he was an all-conference quarterback and three time letter winner in football, basketball and baseball. After graduation in 1953, he served for three years in military service.

Ron started his coaching career as an assistant at Williston (N.D.) H.S. in 1956 and made head coaching stops at St. Marys' H.S. (New England, N.D.) from 1957-59 and Bishop Ryan H.S. (Minot, N.D.) from 1960-62. His 1962 Bishop Ryan squad was tabbed as the state's best and his six year record as a high school head coach was an impressive 45-9-2.

Moving on to college ranks, he joined the staff of North Dakota State in 1973 as defensive coordinator and line coach. Three years later, he was promoted to head coach and assistant athletic director and later served as athletic director before leaving NDSU in 1973.

As the Bisons' head coach, Ron bettered his high school coaching record, compiling a seven year regular season record of 58-6-1 and a 3-1-0 slate in post season play. Included among his record setting accomplishments at NDSU was a three year unbeaten and untied streak, followed by an 8-0-1 record in 1970 that ran his squad's four year total to 35-0-1. His 1968 and 1969 squads won the national College Division championship titles and his seven year winning percentage of .884 ranks him as one of the winningest coaches ever in College Division football.


Ron entered the pro coaching ranks in 1973 as the Patriots' offensive backfield coach. Upon the departure of Red Miller to Denver in early 1977, Ron was promoted to offensive coordinator of the club.

Nicknamed "Fargo" for his North Dakota heritage, the affable Erhardt wasted little time in directing the Patriots' offense in attaining the NFL's best team rushing record ever, an output of 3,165 yds. in 1978. His offensive troops also led the entire NFL in total team offense with an average of 372.8 yds. per game.


Ron commands the respect of players, coaches, and staff alike for his dedication to winning and the game of football. The quick witted North Dakota native is noted for his easy teaching manner and technical expertise.

In his two seasons at the helm, he has molded one of the NFL's most potent offensive attack, a force that scored 411 points in 1979 and then set a club record by rolling up 441 points in 1980. All in all, his squad has averaged 26.6 points per game while compiling a respectable 19-13 (59.4%) record.

Winning their first playoff game since joining the NFL is the first goal Erhardt has established for his squad, and when they do, he plans to take them to Detroit as representatives of the AFC in Super Bowl XVI.



PATRIOTS COACHING STAFF



JIM RINGO **Offensive Coordinator and** **Offensive Line**

One of the NFL's greatest centers ever, Jim played 14 seasons in the NFL before retiring to join the league's coaching ranks. In recognition of his outstanding gridiron accomplishments,

Jim was voted a place in the Pro Football Hall of Fame in 1981.


Jim broke into the NFL ranks as Green Bay's seventh round choice in 1953 after playing at Syracuse University. In 1957 he was named to the All-Pro Team, the first of eight times he was so honored. During his stellar Packer career as a center, he played on the 1960 squad that won the NFL Western Division Title and the Packer teams that won NFL Championships in 1961 and 1962. After 11 seasons with the Packers, which included 10 Pro Bowl appearances and 8 years as team captain, Jim was traded to Philadelphia where he played the balance of his career before retiring. Before his retirement, Jim established a then NFL record of playing in 182 consecutive games.

Born on November 21, 1932 in Orange, N.J., Ringo began his coaching career as offensive line coach of the Chicago Bears in 1969. After three seasons with the Bears, he moved to Buffalo to accept similar responsibilities with the Bills in 1972. While at Buffalo, he tutored the "Electric Company," Buffalo's famed offensive line that included Joe DeLamielleure and Reggie McKenzie. The "Electric Company" helped pave the way for the record setting performance of O.J. Simpson and Ringo was named "NFL Assistant Coach of the Year" in 1973 by the National 1000 Yard Club.

Jim was named head coach of the Bills on October 15, 1976, replacing the departed Lou Saban, and served in that capacity through the 1977 season. He joined the Patriots staff as offensive line coach in 1978 and during his first season at that post, the Patriots set an NFL team record for most yards rushing in a season (3165). When Ron Erhardt was named head coach in April, 1979, he picked Jim to serve as the team's offensive coordinator, a position Erhardt had held himself for two seasons.

During the past season, his second as offensive coordinator, Jim help direct the Patriots' offense that set a club record for points in a season (441) while finishing as the second best rushing team in the AFC behind Houston.

Jim and his wife, Betty, are the parents of three sons and one daughter.



FRITZ SHURMUR **Defensive Coordinator and** **Defensive Line**

A veteran coach with 27 years of college and pro coaching under his belt, Fritz Shurmur began his first season as defensive coordinator of the Patriots last year. Shurmur was promoted to

the coordinator's post in February, 1980 after serving as defensive line coach of the Patriots for two seasons (1978-79).

Born in Riverview, Michigan on July 15, 1932, Fritz played both center and linebacker at Albion College (Mich.) from 1951-53. Upon graduating from Albion in 1954, he remained at his alma mater to serve as a graduate assistant for the 1954 and 1955 seasons. In 1956, he was named a full time assistant coach and served there through the 1961 season.


Fritz then moved to the University of Wyoming where he spent eight seasons as defensive line coach. During those nine seasons (1962-70) the Cowboys won three straight WAC Championships (1966-68) and appeared in both the 1966 Sun

Bowl and the 1968 Sugar Bowl. Fritz then spent the 1971, 1972 and 1973 seasons as head coach of the Cowboys.

He returned to his hometown to make his pro coaching debut as defensive coordinator of the Detroit Lions in 1975. Fritz spent three seasons at Detroit (1975-77) before leaving the NFC Club to become defensive line coach of the Patriots in 1978. In just his second season at New England, the Patriots led the entire NFL in both QB sacks (57) and fewest yards allowed per rushing attempt (3.4), a credit to his untiring determination and devotion to the game of football.

An avid runner, Fritz runs five miles on a daily basis.

Fritz and his wife, Peggy, have one son and two daughters.



RAYMOND BERRY

Receivers

One of the NFL's greatest all-time receivers, Raymond has continued his career in pro football as one of the game's coaching authorities. A tireless worker and technician, Raymond was

the favorite target of passing great Johnny Unitas at Baltimore.


During a 13 year career with the Colts, Raymond amassed 9275 receiving yards and 68 career TDs on 631 catches good for the fourth spot on the Hall of Fame's leading lifetime receiving list. In recognition of his outstanding accomplishments on the gridiron, Raymond was inducted into the Pro Football Hall of Fame in 1973.

A native Texan, he was born in Corpus Christi on February 27, 1933, exactly one year after Patriot Head Coach Ron Erhardt was born in Mandan, N.D. Raymond played at Southern Methodist before being selected as a future choice in the 20th round of the 1954 NFL draft. Following his playing career with the Colts, he remained in the NFL by accepting his first coaching position as an assistant at Dallas in 1968.

Two years later, Raymond left Dallas and worked as an assistant on the collegiate level at Arkansas (1970-72) before rejoining the NFL coaching ranks at Detroit (1973-75). He then spent two years (1976-77) on Forrest Gregg's staff at Cleveland before arriving in New England in early 1978.

Since joining the Patriots' organization, Raymond has played an instrumental role in the development of Stanley Morgan as a Pro Bowl player and one of the game's greatest receivers. In addition, he has also tutored Harold Jackson who just last season surpassed Raymond on the Hall of Fame's all-time receiving list.

Raymond and his wife, Sally, are the parents of one son and two daughters.



GINO CAPPELLETTI

Special Teams

One of the greatest players in Patriots and AFL history, Gino Cappelletti begins his third season in the coaching ranks as special teams coach.


Gino was born on March 26, 1934 in Keewatin, Minnesota and played at the University of Minnesota. Signed as a free agent defensive back off a Minneapolis sandlot in 1960, Gino switched to wide receiver the following season. In addition to playing wide receiver, he handled the Patriots placekicking chores and in the process set a host of club and AFL records. He still ranks as the Patriots all-time leading scorer with 1130 points (350 conversions, 176 of 327 PAT attempts and 42 TDs) and was the AFL scoring leader five times. A five time AFL All-Star, he was one of only three players to play in all of his team's games during the AFL's existence. Only OT Tom Neville (159 games) has played more games as a Patriot than Gino who appeared in 153 games before retiring prior to the start of the 1971 season. During his career, he caught 292 passes for 4574 yards and 42 TDs. Gino is one of only three Patriot players to have his jersey (#20)

retired, with that distinction shared only by DT Jim Lee Hunt and DE Bob Dee.

In his first two seasons as special teams coach, Gino has instructed all-pro kicker John Smith into becoming the NFL's most accurate career field goal kicker. Under Cappelletti's guidance, Smith has won back to back NFL scoring titles in 1979 and 1980.

Prior to joining the Patriots staff in May, 1979, Gino served as the color commentator on the Patriots radio broadcasts for seven seasons and pursued a career in the restaurant and food service industry.

Gino and his wife, Sandy, are the parents of three daughters.



BOBBY GRIER

Offensive Backs

Making his debut as a pro coach, Bobby remained in New England and joined the Patriots' staff as offensive backfield coach on March 10, 1981.


Bobby is a veteran offensive coach who spent the past three seasons as offensive backfield coach at Boston College under Head Coach Ed Chlebek. While at Boston College from 1978-80, Bobby was instrumental in recruiting and coaching rushing star Shelby Gamble, who in only two seasons has become one of the school's all-time rushing leaders.

Born in Detroit, Bobby was an outstanding running back at Iowa. Following his graduation in 1964, he spent four seasons as an assistant coach at Kettering (Mich) H.S. before other assistant coaching stops at Northeastern and MacKenzie high schools in the Detroit area. He then went on to serve as head coach at Detroit's Martin Luther King H.S. for the 1970-73 seasons.

In 1974, Bobby joined Chlebek at Eastern Michigan as offensive backfield coach. When Chlebek assumed the role as head coach at Boston College, Bobby joined him on the Eagles' staff.

Bobby was named as administrative assistant to Head Coach Dennis Green at Northwestern in January 1981, but resigned that post to accept the coaching position with the Patriots. In doing so, he became the first black coach on the Patriots' staff since Rommie Loudt coached the linebackers in 1966.

Bobby and his wife, Wendy, have two sons.



RICK LANTZ

Linebackers

A native New Englander, Rick was named linebacker coach of the Patriots on February 23, 1981 and will begin his pro coaching career this year.


Rick has sixteen years of coaching experience as a college defensive coordinator as well as two years as a high school mentor. For the past four seasons (1977-80), he was the defensive coordinator for the University of Miami Hurricanes, a club which amassed a 9-3 record in 1980, the best at that school in 30 years.

Born 43 years ago in New Britain, Connecticut, Lance served in the U.S. Marine Corps for four years following graduation from New Britain H.S. After his military service, he spent one year on the staff of Bristol Eastern (CT) H.S. and then served on the Boston University staff in 1964. In 1965, he spent one season as head coach at Bridgeton Academy in Maine before returning to B.U. for the 1966-67 seasons. His next stop was a single season tenure as defensive coordinator at the University of Rhode Island in 1968.

In 1969, he moved to the University of Buffalo where he spent 1970 and 1971 as secondary coach and defensive coordinator. Rick then went to Annapolis where he spent six seasons as defensive line coach and defensive coordinator at Navy. After his stay at Navy, he joined the staff of Lou Saban as

defensive coordinator at Miami and remained there when Howard Schnellenberger became head coach in 1979.

Rick and his wife Peggy are the parents of two sons and to daughters.



BABE PARILLI **Quarterbacks**


One of the greatest names in Patriots' history, Vito "Babe" Parilli has made his return to the club since being named quarterback coach on February 18, 1981.

Babe played 16 years of pro ball for six different teams but had his most successful years with the Boston Patriots of the AFL from 1961-67. In 1963, he led the Patriots to the division title and the following year was named as the league's MVP. Babe still ranks as the club's all-time passing leader and holds the club records for most career passing attempts (2413), most career completions (1140), most career passing yardage (16,747) and most career passing TDs (132) to name a few. He also ranks as one of only 19 players to play in all ten years of the AFL.

Babe began his coaching career as quarterback coach of the Pittsburgh Steelers in 1971 and spent the 1971-73 seasons with the AFC Central club. In 1974, he was the head coach of the New York Stars (WFL) and the following season served as head coach/general manager of the WFL's Chicago Wind. He then returned to the NFL coaching ranks as quarterback coach on Red Miller's staff at Denver for the 1977-79 seasons. In his first season at Denver, the Broncos won the AFC championship and played in Super Bowl XIII. After a three year stint with the Broncos, Babe spent the 1980 season in private business in the Denver area.

A native of Rochester, Pennsylvania, Babe was the first All-America player at the University of Kentucky in 1950 and 1951 under coach Bear Bryant.

Babe and his wife, Priscilla, are the parents of one son.



DICK ROACH **Defensive Backs**

Dick joined the Patriots following the 1980 season and is the club's fifth defensive backfield coach in six seasons.

A well respected coach, Dick came to the Patriots' organization after spending the past three seasons (1978-80) as defensive backfield coach of the Kansas City Chiefs. During that tenure, he directed all-pro safety Gary Barbaro. In 1980, despite working with a secondary that included two NFL rookies, Roach tutored a defensive force that allowed opponents to complete just 53.2% of their passing attempts. Also, his 1980 group recorded 27 interceptions, the most in one season by a Chief squad since 1968.

Prior to his stay at Kansas City, Dick served as the defensive coordinator of the CFL's Montreal Alouettes during the 1976-77 seasons. During that time, the Alouettes had the CFL's finest defensive team and won the 1977 Grey Cup.

A native of Rapid City, S.D., Dick graduated from Black Hills State in Spearfish, S.D. While there, he captained the football team and was tabbed as a Little All-America selection. Dick later earned a master's degree at Wyoming.

After high school coaching jobs in South Dakota and Idaho, Dick worked as a collegiate assistant at Montana State (1966-69) and Oregon State (1970). He then served as defensive coordinator at Wyoming for two seasons (1971-72) on the staff of Fritz Shurmur, presently the Patriots' defensive coordinator. Dick then spent 1973 as defensive coordinator at Fresno State and as defensive linebacker coach at Washington State (1974-75) before moving on to Montreal.

Dick's brother Paul, is a veteran NFL coach and most recently served on the Denver Broncos' staff.

Dick and his wife Laverne are the parents of two sons and one daughter.

HEAD COACHES RECORDS

Coach	Seasons	Years	W-L-T Record	Pct.
LOU SABAN	1½	1960-61	7-12-0	.368
MIKE HOLOVAK	7½	1961-68	53-47-9	.530
CLIVE RUSH	1½	1969-70	5-16-0	.238
JOHN MAZUR	2	1970-72	9-21-0	.300
PHIL BENGTON	½	1970	1- 4- 0	.200
CHUCK FAIRBANKS	6	1973-78*	49-39-0	.557
RON ERHARDT	2	1979-80	19-13-0	.594

*Fairbanks was under suspension for 12-18-78 game against Miami, won by Dolphins 23-3. Erhardt & Bullough served as acting co-head coaches and this loss is not included in Fairbank's record.

ALL-TIME COACHES ROSTER

Name	Position	Total Years	Years of Service
Beatty, Bruce	Offensive Line	4	1969-1972
Bengtson, Phil	Head Coach (Int.)	½	1972
Berry, Raymond	Receivers	3	1978-1980
Bruney, Fred	Defensive Backfield	2	1962-1963
Bullough, Hank	Defensive Line	7	1973-1979
Campbell, Marion	Defensive Line	2	1962-1963
Cappelletti, Gino	Special Teams	2	1979-1980
Collier, Joel D.	Defensive Backfield	2	1960-1961
Dotsch, Rollie	Outside Linebackers	2	1975-1976
Elias, Bill	Defensive Backfield	2	1969-1970
Erhardt, Ron	Offensive Backfield	6	1973-1978
	Head Coach	2	1979-1980
Evans, Dick	Defensive Line	2	1971-1972
Fairbanks, Chuck	Head Coach	5	1973-1977
Fletcher, Tom	Defensive Backfield	2	1971-1972
Gibson, Claude	Defensive Backfield	1	1968
Holovak, Mike	Offensive Backfield	1½	1960-1961
	Head Coach	7½	1961-1968
Kinard, Billy	Defensive Backfield	2	1979-1980
Loudd, Rommie	Linebackers	1	1966
McLaughlin, Leon	Offensive Line	1	1977
Mazur, John	Offensive Backfield	1½	1969-1970
	Head Coach	2	1970-1972
Meyer, John	Linebackers	4	1969-1972
Miller, Red	Offensive Line	6	1960-61, 73-76
Nelsen, Bill	Quarterbacks	2	1973-1974
Parcells, Bill	Linebackers	1	1980
Perkins, Ray	Receivers	4	1974-1977
Polonchek, John	Quarterbacks	6	1975-1980
Richardson, Jesse	Defensive Line	5	1965-1969
Ringo, Jim	Offensive Line	3	1978-1980
Rush, Clive	Head Coach	1½	1969-1970
Rutigliano, Sam	Off. Backs-Receivers	3	1971-1973
Saban, Lou	Head Coach	1½	1960-1961
Shurmur, Fritz	Defensive Line	3	1978-1980
Smith, Jerry	Defensive Line	2	1960-1961
Spinney, Art	Offensive Line	7	1962-1968
Stoltz, Jerry	Receivers	4	1969-1972
Sumner, Charlie	Linebackers	6	1973-1978
Taseff, Carl	Defensive Backfield	1	1964
Valek, Jim	Special Teams	3	1973-1975
Walker, Dick	Defensive Backs	1	1977
Weaver, Larrye	Defensive Backfield	4	1973-1976
Weber, Chuck	Def. Line/Backfield	4	1964-1967
Yewcic, Tom	Offensive Backfield	4	1967-68, 79-80
	Special Teams	3	1976-1978

DID YOU KNOW????

Patriots' TE Russ Francis enters the 1981 season needing just four receptions to record his 200th career reception. When he does, he'll become the third leading receiver in club history, ranking behind only Gino Cappelletti (292) and Jim Colcough (283).

PATRIOTS' STAFF PERSONNEL



DICK STEINBERG **Director of Player Development**


Regarded as one of the NFL's top talent hunters, Dick Steinberg rejoined the Patriots' organization when he was named Director of Player Development on February 9, 1981. In his new capacity, he is responsible for directing the Patriots' overall scouting operation and use of the Patriots' computer system in the accumulation and management of scouting data.

Steinberg rejoined the Patriots after departing his position as a Patriot scout to become Director of College Scouting for the Los Angeles Rams in June, 1976. He remained in that post until being promoted to the position of Director of Player Personnel, a post he held until June, 1980.

After his four year stay with the Rams, Steinberg joined then General Manager Steve Rosenbloom as Vice President of Player Personnel with the New Orleans Saints. Steinberg later resigned that post on January 20, 1981 before rejoining the Patriots.

A native of Philadelphia, Steinberg played football and majored in physical education and health at Temple University. In addition to serving a two year tour of duty with the U.S. Army in France, Steinberg served as a high school coach at Philadelphia's Roman Catholic High (1960-61) and at Staunton (VA) Military Academy (1961-64). He then entered the collegiate coaching ranks as an assistant at Vanderbilt (1964-67) and Kansas State (1967-69).

Following a brief stint as a scout with the Dallas Cowboys in 1969, Steinberg spent three seasons as an assistant coach at Southern Mississippi (1970-72) before joining the Patriots as a personnel scout under then Director of Player Personnel Bucko Kilroy. Steinberg served with the Patriots from 1972 to 1976 before departing for the Rams.



BILL MCPEAK **Director of Pro Scouting**

Keeping track of pro football talent for the Patriots' organization is one of the NFL's most knowledgeable football men, Bill McPeak.

A star at the University of Pittsburgh, McPeak played for the Pittsburgh Steelers as a defensive end from 1949-57. During that span, McPeak played in the 1953, 1954 and 1957 Pro Bowls. To date, McPeak still shares the NFL record for career safeties with three.

During the final two years of his tenure at Pittsburgh, McPeak began his 16 year NFL coaching career. In 1959, he joined the Washington Redskins, staying with the 'Skins until 1965. Of his seven seasons with that club, the final five were as head coach. Included on his staff at Washington was a player personnel director named Bucko Kilroy, now the Patriots' general manager.


McPeak joined the Detroit Lions in 1967 as offensive coordinator, a post he held until he went to the Miami Dolphins in 1973.

While with the Dolphins as an offensive coach, the Dolphins won Super Bowl VIII, their second consecutive Super Bowl win and third straight Super Bowl appearance.


After suffering a serious illness during the 1974 off-season, McPeak remained out of the NFL on a full-time basis until being named to his present position on July 23, 1979.

When first named as general manager on April 6, 1979, Bucko Kilroy stated that one of his top priorities was to hire a pro scout, and he was elated to have the qualified McPeak join the Patriots' organization. Since that time, McPeak has been responsible for scouting present and prospective professional football talent both on film and in game situations.

PATRIOTS' STAFF PERSONNEL



PATRICK J. SULLIVAN
Asst. Gen. Mgr.




JEANNETTE ALLEN
Asst. Treasurer




GEORGE BLACKBURN
Personnel Asst.




JOE MENDES
Personnel Asst.




BOB TEAHAN
Personnel Asst.




TOM HEALION
Head Trainer




GEORGE LUONGO
Equipment Manger




TOM HOFFMAN
Dir., Media Rel.




MICEAL CHAMBERLAIN
Dir., Marketing




KEVIN FITZGERALD
Ticket Manager




KEN DEINGER
Film Manager




TOM GARDINER
Data-Processing Mgr.



JOHN POLONCHEK
Research & Develop.



TOM YEWCIC
Asst. Dir., Pro Scouting




DAVE WINTERGRASS
Asst. Dir., Media Rel.

PATRIOTS' STAFF PERSONNEL




JUDY QUIMBY
Admin. Asst, G.M.



NANCY MEIER
Adms., Plyr. Prsnl.




CLAUDIA SMITH
Dir., Public Affairs




BILL FANTINI
Asst. Ticket Manager



DEBBIE BLOOM
Asst. Ticket Manager




DENNIS CUNNINGHAM
Admin. Asst.



DON BROCHER
Asst. Equip. Mgr.



STEVE POREDA
Systems Analyst




JOHN WATERS
Asst. Trainer

OFFICE STAFF



CAROL BONENFANT
Pro Scouting



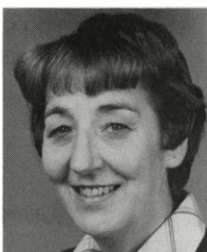
RICK BUFFINGTON
Coaches



PATTI DEL GROSSO
College Scouting



KRIS ERICKSON
Media Relations



HELEN IGO
College Scouting



CHERYL LANGHORNE
Coaches



KAREN MASKAS
Asst. Gen. Mgr.



PEG MEYERS
Receptionist



SUSAN OUELETTE
Marketing



MARIE PASTER
Business Office




BARBARA RUHL
President



BEV SCOLLINS
Administrative


STADIUM OPERATIONS



ED BAYLY




KEVIN CAVE



RAY MEYERS



EDIE MEYERS



CHARLIE PARISH



PATRIOT VETERANS



JULIUS ADAMS 85

DE 6-4 263
 TEXAS SOUTHERN 10th year
 DOB: 4-26-48 at Macon Ga.
 HOW ACQUIRED: D-2, 1971

PRO: Surprising almost everyone but himself, Julius had his finest year of his pro grid career and was named to the Pro Bowl for the first time . . . starting all 16 games at right defensive end, "The Jewel" finished eighth on the team and third among defensive linemen in tackles with 52 initial hits and seven assists . . . his 8½ sacks for 65½ yards in losses tied him for team leadership in the sack department with DE Tony McGee in 1980 . . . McGee had been the sole leader in the sack department for the previous five seasons . . . having started all 16 games in '80, Julius has now played in 123 games as a Patriot, second only to OC Bill Lenkaitis (139) on the active roster and 11th on the Patriots' all-time roster . . . in the Patriots' 37-31 win at Seattle (9-21), Julius had a productive afternoon, turning in four tackles, one assist, one sack and three QB pressures . . . on the year, he was second on the squad in QB pressures with nine . . . also had an outstanding day in the Patriots' 47-21 win over Baltimore (11/23), making eight tackles and recording one sack . . . his outstanding play in 1980 earned him the Jim Lee Hunt Memorial Award, an honor chosen by the Patriots' coaching staff for the most outstanding Patriot defensive lineman . . . after missing all but the season opener of the '78 season with a shoulder injury, he returned in '79 to play all 16 games, his six QB sacks played a vital part in the Patriots' NFL leading total of 57 QB sacks . . . "The Jewel" also accounted for 49½ tackles, 13 QB pressures and a fumble recovery in '79 while making seven starts . . . his best day was a six tackle effort vs. Denver (11-11-79) along with a fumble recovery . . . a strong and quick DE, Julius sets the example for the younger Patriot defenders . . . while starting all 14 games in '77, Julius had 9½ sacks, including 4½ against the Falcons (12-4-77) in front of his hometown fans . . . he also had 43 tackles on the year while leading the defensive line in total plays (841) . . . Julius was the top tackler (47½) among the defensive linemen in '76 and also had six sacks and 12 QB pressures . . . during his Patriots career, he has played three positions — DE, DT and LB for the club . . . was Patriots leading sacker (7½) in '74 and was named as one of the NFL's top defensive linemen by Pro QB Magazine . . . missed five games the following year (1975) with a foot injury but returned to spearhead the defense in '76 . . . chosen to the UPI all-rookie team in 1971.

COLLEGE: Four year starter at Texas Southern where he was twice tabbed all conference.

PERSONAL: Married (Yvonne) . . . father of three sons, Julius III (10), Chris (6), and Keith (2), as well as a daughter Simone (3) . . . likes to hunt . . . operates a farm in his hometown Macon, Ga. area.

GAMES PLAYED/STARTED: 1971 - 14/11, 1972 - 11/10, 1973 - 14/14, 1974 - 14/14, 1975 - 9/8, 1976 - 14/14, 1977 - 14/14, 1978 - 1/1, 1979 - 16/7, 1980 - 16/16, Total: 123/109.

STATS: Blocked PAT in 1974; Fumble Recoveries: 1971 - 1, 1973 - 1, 1979 - 1.

10 LARGEST CROWDS TO SEE THE PATRIOTS PLAY

Date	Crowd	City	Result
9-30-73	80,047	Miami	Dolphins 44, Patriots 23
10-20-74	80,020	Buffalo	Bills 30, Patriots 28
11-12-72	80,010	Miami	Dolphins 52, Patriots 0
12-15-74	79,420	Miami	Dolphins 34, Patriots 27
9-26-77	77,910	Cleveland	Browns 30, Patriots 27 (OT)
12- 9-73	75,841	Buffalo	Bills 37, Patriots 13
12-18-78	75,445	Miami	Dolphins 23, Patriots 3
11-11-79	75,103	Denver	Denver 45, Patriots 10
10-26-80	75,092	Buffalo	Buffalo 31, Patriots 13
11-29-79	75,037	Miami	Miami 39, Patriots 24



RICHARD BISHOP 64

NT/DE 6-1 260
LOUISVILLE 6th year
DOB: 3-23-50 at Cleveland.
HOW ACQUIRED: FA, 1976


PRO: Missing the entire preseason and the first three regular seasons games in 1980 because of a contract dispute, Richard returned to the active roster vs. Denver (9-29) after inking a new pact on 9-24 . . . against the Broncos, he turned in four tackles and one sack . . . on the year, he was the team's sixth leading tackler with 50 initial hits and ten assists . . . contributed 5½ sacks for 53½ yards in losses as well as 11 QB pressures . . . only NT Ray Hamilton had more tackles among the defensive linemen . . . started at NT for the injured Hamilton in a 34-21 win over the Jets (11-2) and had a season high eight tackles along with three sacks, one QB pressure and one fumble recovery . . . started four games in place of the injured Mel Lunsford at LE late in the season . . . started 14 games in 1979 as knee injury vs. Buffalo (11-25) held him out of Miami (11-29) and NY Jets (12-9) games . . . returned to start final game vs. Minnesota (12-16) . . . eighth on team, third best tackler (54) among defensive linemen in '79 . . . runnerup in sack race with 8½ while adding 18 QB pressures . . . best day was seven tackle performance vs. Minn. (12-16) . . . earned starting role at DE in early '78 when Julius Adams was placed on injured reserve . . . opened with outstanding performance vs. All-Pro tackle Art Shell (Oakland) and won Jim Lee Hunt Memorial Award as team's outstanding lineman . . . also won 1776 Fan Club Unsung Hero Award in '78 . . . led Patriots in QB pressures (27), second in sacks (7) and third in tackles (75) . . . topped DL with 15 pressures as defensive unit was tops in AFC in '77 . . . pro grid career got off to a whirlwind start . . . 5th round pick of Cincinnati in 1974 NFL draft but was victim of final roster cut in camp . . . played with Hamilton Tiger-Cats (1974) and Ottawa Rough Riders (1975) of CFL the next two years . . . re-signed by Bengals as FA on 2-24-76 but cut again on 8-17-76 . . . signed by Patriots as FA on 9-5-76 and played in opening game vs. Baltimore . . . waived the following day, but re-signed five days later and played in final 13 games.

COLLEGE: All Missouri Valley Conference player who led Cardinals in tackles for two years.

PERSONAL: Married (Barbara) . . . active in N.E. area Special Olympics, Boy Scout groups and Boys' Club . . . works as auto broker and on President's Task Force on Youth Employment . . . likes to write and paint . . . spends the off-season in the Miami area.

GAMES PLAYED/STARTED: 1976 - 14/0, 1977 - 12/0, 1978 - 16/15, 1979 - 14/14, 1980 - 13/5, Total: 69/34.

STATS: Fumble Recoveries: 1976-2, 1977-1, 1978-2, 1979-1, 1980-1
Credited with one safety vs. Miami, 10-22-78.



PETE BROCK 58

OC 6-5 260
COLORADO 6th year
DOB: 7-14-54 at Portland, OR.
HOW ACQUIRED: D-Ib, 1976

PRO: One of the Patriots' most versatile players, Pete played all 16 games of 1980 at center . . . worked as apex in the line behind Bill Lenkaitis, playing the second and fourth quarters while Lenkaitis played the first and third stanzas . . . primary backup at center and guard through first ten games of 1979, he started last six games at LT in place of the injured Dwight Wheeler . . . started at RG in 27-7 win over Chicago (10-7-79) and played three other positions (LT, WB and snapper) in same series of plays . . . his versatility in filling all positions and shoring up the Patriots' offensive line that was riddled with injuries earned Pete the 1776 Fan Club's Unsung Hero Award for 1979 . . . not only does he snap for FG, PAT and punts, Pete also has played as wingback or third TE in three TE offense . . . started at LG in place of absent John Hannah for first three games of '77 . . . as a rookie, Pete caught TD pass vs. NY Jets


and was dubbed "Deep Threat" by teammates . . . one of three first round picks by Patriots in 1976 draft . . . he and Tim Fox were chosen with first round picks acquired from San Francisco in Jim Plunkett trade . . . second offensive lineman, 12th player selected in 1976 draft.

COLLEGE: Consensus All-America and co-captain at Colorado his senior year . . . teammate of Patriot TE Don Hasselbeck while playing for Buffs.

PERSONAL: Married (Karen) . . . father of two daughters, Stephanie (5) and Shannon (1), and one son John (3) . . . began career in research and development with Nike Shoes, now in promotions with same company . . . brother Will played with Detroit and Kansas City . . . younger brother Stan was All-America lineman at Colorado and drafted in first round of '80 NFL draft by New Orleans . . . likes to fly-fish.

GAMES PLAYED/STARTED: 1976 - 14/0, 1977 - 14/4, 1978 - 15/0, 1979 - 16/7, 1980 - 16/0, Total: 75/11.

STATS: Receiving: 1976-one for six yards (TD) at N.Y. Jets, 11-21. Fumbles: 1979-2. Fumble recoveries: 1976-1, 1979-2, 1980-1.



PRESTON BROWN 87

WR/KR 5-10 184
VANDERBILT 2nd year
DOB: 3-2-58 at Nashville, TN
HOW ACQUIRED: D-6, 1980


PRO: One of the fastest players on the Patriots, Preston earned an active roster spot as a return man and fifth receiver . . . in the Patriots' fifth game of the season (10-5 vs. Jets), he broke his left thumb and was placed on injured reserve for the balance of the year on 10-10-80 . . . at that point he had handled most of the kickoff and punt return duties . . . led the Patriots during the preseason with 16 kickoff returns for 350 yards (21.9 avg.) including a 44 yarder vs. Oakland . . . handled each of the Patriots' nine punt returns during the '80 preseason . . . the 162nd player drafted in '80, Preston was selected with one of the two picks acquired from Houston in exchange for OT Leon Gray.

COLLEGE: SEC's leading receiver as a senior with 52 receptions for 786 yards and 3 TDs . . . ranked eighth nationally in receiving as a senior . . . leading receiver in '79 Blue-Gray game with 4 catches for 78 yards . . . dangerous kick returner who tied SEC record with a 100 yard KO return vs. Ole Miss as a soph . . . returned a punt 90 yards for a TD in season opener of junior year (1978) vs Arkansas . . . 59 career punt returns for 497 yards (8.4 avg.) and 80 career KO returns for a school record 1,497 yards (18.7 avg.) . . . played in '80 Senior Bowl.

PERSONAL: Single . . . spent the past off-season completing a History degree at Vanderbilt . . . eventually hopes to pursue a career in music or law . . . plays both the piano and guitar and enjoys singing . . . his sister has played on Broadway.

GAMES PLAYED/STARTED: 1980 - 5/0.

Year	No.	PUNT RETURNS					KICKOFF RETURNS				
		FC	Yds.	Avg.	Lg.	TD	No.	Yds.	Avg.	Lg.	TD
1980	10	1	42	4.2	14	0	9	156	17.3	26	0



MARK BUBEN 63

DE 6-3 260
TUFTS 2nd year
DOB: 3-23-57 at Methuen, MA.
HOW ACQUIRED: FA, 1979

PRO: Persistent ankle trouble finally felled Mark for the 1980 campaign as he was placed on injured reserve for the year during training camp (8-26) . . . Defensive Coordinator Fritz Shurmur tutored Mark in his rookie campaign as a pro and said "he's an intense young competitor whose outstanding hustle and competitiveness earned him a spot on the roster" . . . played in all 16 games as a reserve DL and on special teams . . . was credited with 7½ tackles in the defense cause.


COLLEGE: A local hero, Mark played his college ball at nearby Tufts University, a Division III school in Medford . . . MVP as a senior and

Kodak Division III All-America selection . . . also college division winner of the prestigious New England football award, the Golden Helmet Award . . . in his final year as a collegian, had 12 QB sacks, 90 unassisted tackles and 10 blocked passes in nine games.

PERSONAL: Single . . . father is an Orthodox Minister . . . didn't play football until senior year in H.S. . . . an avid weight trainer, he spends the off-season doing conditioning work . . . also one of the club's most active contributors in charity campaigns.

GAMES PLAYED/STARTED: 1979 - 16/0, 1980 - on injured reserve for entire season.

STATS: Fumble recoveries: 1979-1.



DON CALHOUN 44

RB 6-0 212

KANSAS STATE 8th year

DOB: 4-29-52 at Muskogee, OK

HOW ACQUIRED: FA, 1975

PRO: Starting all 16 games for the first time in his career last season, Don has become the Patriots' third ranked all-time rushing leader . . . moving ahead of Larry Garron (763-2981) with a 49 yard rushing effort at Houston (11-10), Don ranks behind only Jim Nance (1323-5323) and Sam Cunningham (1290-5163) on the club's all-time rushing chart . . . his 4.17 yard average per carry is also the highest career rushing average in club history . . . finished second behind backfield mate Vagas Ferguson for club rushing honors with 787 yards on 200 carries (3.9 avg.), the best seasonal output of his career . . . had nine rushing TDs on the year after rushing for 12 TDs in his previous six pro campaigns . . . his 200 rushes accounted for 34% of the Patriots' 588 rushing attempts while his 787 yards on the ground were 35% of the team total of 2240 rushing yards . . . played a primary role in the Patriots' finish as AFC team rushing runner-up to Houston in '80 . . . in the final game of the season, "Houn" had his best day of the year in rushing for 113 yards on 16 carries (7.06 avg.) to help spark a come-from-behind 38-27 win at New Orleans . . . his 22 yard TD run late in the game gave the Patriots' the lead for good as they finished the year on a winning note . . . when he gained 106 yards on 19 attempts against Baltimore (11-23) he joined Ferguson (100 yards) in becoming the first pair of Patriot backs in club history to rush for over 100 yards in the same game . . . finished ninth among AFC rushers in '80 . . . although he didn't win a starting role at the opening of the 1979 season, Don made six starts in place of starters Sam Cunningham (FB) and Andy Johnson (HB) and finished the year as the club's third best rusher behind Cunningham and Horace Ivory . . . he also tied Cunningham for team leadership in rushing TDs with 5 scores . . . Don's best day of 1979 was an 83 yard rushing effort on 20 carries vs. Buffalo on 11-25 . . . had the longest run of his pro career vs. St. Louis (9-10-78) when he dashed 73 yards on the final play of the first half, only to be stopped one yard short of the goal line . . . '77 saw Don ranked ninth among AFC rushers . . . emerged from the background in 1976 to help lead the Patriots to a playoff spot when he took the place of starting FB Cunningham who was injured in the tenth game of the season . . . he ripped off four consecutive games with over 100 yards rushing vs. Baltimore (24-141), NY Jets (22-109), Denver (25-177) and New Orleans (22-113) . . . his 5.6 rushing avg. was tops in the NFL in '76 . . . was Buffalo's 10th round choice in 1974, playing in all 14 games for the Bills that year . . . after playing first six games of '75, he was waived by the Bills and signed as a FA with the Patriots on 11-22-75 . . . ironically, he caught the Patriots' longest reception of 1975 (62 yards) from former Kansas State teammate Steve Grogan against the Bills.

COLLEGE: Playing both halfback and fullback as he now does for the Patriots, Don gained 1300 yards during his career with the Wildcats.

PERSONAL: Married (Donna) . . . father of three daughters, Janell (11), Angela (9), and Kimberly (7) as well as a son, Don, Jr. (1) . . . avid weight trainer who pound for pound is one of the team's strongest players . . . enjoys horseback riding . . . active in Special Olympics and Big Brothers-Big Sisters programs in off-season residence of Wichita . . . raised in a family of six children.

GAMES PLAYED/STARTED: 1974 - 14/1, 1975 - 11/0, 1976 - 14/3, 1977 - 14/14, 1978 - 14/2, 1979 - 16/6, 1980 - 16/16, Total: 99/42.

Year	G	No.	RUSHING				RECEIVING					
			Yds.	Avg.	Lg.	TD	No.	Yds.	Avg.	Lg.	TD	
(1974-Buff., 1975-Buff. (6), NE (5))												
1974	14	21	88	4.2	15	0	2	10	5.0	-	0	
1975	11	42	184	4.4	38t	1	5	111	22.2	62t	1	
1976	14	129	721	5.6	54	1	12	56	4.7	12	0	
1977	14	198	727	3.7	25	4	13	152	11.7	47	0	
1978	14	76	391	5.1	73	1	3	29	9.7	15	0	
1979	16	137	456	3.3	29	5	15	66	4.4	14	1	
1980	16	200	787	3.9	22t	9	27	129	4.8	12	0	
Totals	99	803	3354	4.2	73	21	77	553	7.2	62t	2	


Single Game Career Highs

Most Carries—27, vs. Baltimore (10-23-77)
 Most Yds. Rush.—177, vs. Denver (11-28-76)
 Longest Run—73, at St. Louis (9-10-78)

100 Yard Rushing Games

1975 — vs. NY Jets (12-7) 15-103-1 (38t)
 1976 — at Baltimore (11-4) 24-141-0 (54)
 at NY Jets (11-21) 22-109-0 (12)
 vs. Denver (11-28) 25-177-0 (26)
 vs. New Orleans (12-5) 22-113-0 (24)
 1978 — at St. Louis (9-10) 17-143-0 (73)
 1980 — vs. Baltimore (11-23) 19-106-2 (20)
 at New Orleans (12-21) 16-113-1 (22t)

OTHER STATS: Fumbles: 1975 - 3, 1976-4, 1977-3, 1978-1, 1979-2, 1980-2. Fumbles recoveries - 1979 - 1.



MATT CAVANAUGH 12

QB 6-1 210
 PITTSBURGH 4th year
 DOB: 10-27-56 at Youngstown, OH.
 HOW ACQUIRED: D-2, 1978.

PRO: Making his first start as a pro, Matt guided the Patriots to their biggest point outburst of the year as they scored a 47-21 win over Baltimore (11-23) . . . starting in place of the injured Steve Grogan, who was ailing with two sore knees, Matt connected on 10 of 21 passes for 150 yards and one TD while rushing another 35 yards on seven carries . . . after injuring his left knee in that contest, which forced him to sit out the following week's loss at San Francisco, he returned to start the final three games of the season . . . all in all, the Patriots won three of four games behind Matt, with the lone loss a 16-13 overtime defeat in Miami (12-8) . . . his best game was in the season finale at New Orleans (12-21) as he led the Patriots to a 38-27 come-from-behind win . . . on the day, he threw three TD passes while completing 16 of 28 passes for 233 yards . . . on the year, he set a club record for season passing completion percentage by hitting on 60% of his passes (63 of 105) . . . his new QB coach, Babe Parilli, had held the previous record of 55.3% . . . in addition, he had a whopping 8.43 yard per attempt mark . . . in a spectacular aerial performance during the preseason, Matt completed 14 of 21 passes for 300 yards and three TDs (including two TD tosses in the final four minutes) during the second half to direct the Patriots to a thrilling 35-31 win over the Rams (8-12) . . . when he isn't engineering the offense, he placeholds for the NFL's top scorer the past two seasons, John Smith . . . following the '80 season, he underwent successful surgery on his left knee to repair torn cartilage . . . played in 13 games in his second pro campaign, (1979) mostly as placeholder for Smith . . . saw signal calling action vs. Jets (9-9-79), throwing one complete pass for ten yards . . . rookie year was spent learning and rehabilitating from Spring, 1978 knee surgery, . . . missed three games in '79 (Balt., Buff. and Miami) following minor knee (right) surgery (11/12) to remove bone chips, but returned to action for final two games.

COLLEGE: Record laden career with Panthers enabled him to be chosen 50th in 1978 NFL draft . . . holds Pitt records for most passing TDs (5) in a game (vs. Duke, '76), most TD passes (15) in a season ('77), most career TD passes (31) and total offense in one game (370 yards vs. Duke, '76) . . . wrist injury early in senior year forced him to sit out only three weeks, then he returned to lead Pitt over Clemson in Gator Bowl (36-23-378-4 TDs) to win MVP honors . . . as a junior, he broke a leg but returned a month later to steer Pitt to Sugar Bowl win over Georgia (game MVP) and to National College Championship.


PERSONAL: Married (Nancy) . . . counts golf and racquetball as his two favorite hobbies . . . brother Ken plays for Youngstown State while other brother Dan is a soph QB at Pitt.

GAMES PLAYED/STARTED: 1978 - 0/0, 1979 - 13/0, 1980 - 16/4, Total: 29/4.

Year	G	Att.	Comp.	PASSING			TD	Int.	LG	LAP
				Pct.	Yds.	No Attempts				
1978	0									
1979	13	1	1	100.0	10	0	0	10	0-0	
1980	16	105	63	60.0	885	9	5	40	8-62	
Totals	29	106	64	60.0	895	9	5	40	8-62	
				1979						
9-9	vs. NY Jets	1	1	100.0	10	0	0	10	0-0	
				1980						
10-5	at NY Jets	15	9	60.0	155	1	1	37t	2-16	
10-12	vs. Miami	6	4	66.7	48	1	0	17	1-10	
11-23	vs. Baltimore	21	10	47.6	150	1	1	40	1-9	
12-8	at Miami	16	12	75.0	163	1	0	38t	2-20	
12-14	vs. Buffalo	19	12	63.2	136	2	2	26	2-7	
12-21	at New Orleans	28	16	57.1	233	3	1	39	0-0	
1980	Totals	105	63	60.0	885	9	5	40	8-62	

Year	G	No.	RUSHING		LG	TD
			Yds.	Avg.		
1978	0					
1979	13	1	-2	-2.0	-2.0	0
1980	16	19	97	5.1	22	0
Totals	29	20	95	4.8	22	0

OTHER STATS: Fumbles: 1980 - 1. Fumble recoveries: 1980 - 1.



ALLAN CLARK 35

RB/KOR 5-10 186
 NORTHERN ARIZONA 3rd year
 DOB: 6-8-57 at Grand Rapids, MN
 HOW ACQUIRED: D-10b, 1979

PRO: A broken left thumb suffered in the final '80 preseason contest at Seattle (8-29) didn't prevent Allan from making another big contribution to the Patriots following a stellar rookie campaign . . . placed on the injured reserve list on 9-3, he missed the first five regular season games . . . reactivated on 10-10, Clark saw action two days later in the 34-0 blanking of Miami (10-12) . . . that was his best day of '80 as he ran seven times for 35 yards and a 14 yard TD . . . the 271st player taken in the 1979 draft, Allan was the final player selected by the Patriots that year . . . despite his small size, he became the "kamikaze kid" on the special teams and his outstanding special teams play in pre-season won him a spot on the roster . . . top tackler in 1979 on the kickoff coverage squad with 10 stops . . . ranked sixth in AFC in 1979 among kickoff returners with 816 yards on 37 returns (22.1 avg.) . . . Allan won the admiration of Patriot fans for his special teams play and was chosen as Patriots' Rookie of the Year by the Patriots' 1776 Fan Club . . . his best rushing day was in Patriots' 50-21 win over Baltimore (11-18-79) when he ran 65 yards on 9 carries including a 15 yard TD run.

COLLEGE: Second team All-America selection who had 3,575 all purpose yards in four years of play . . . had a 4.87 rushing average (2,753 on 552 attempts) . . . scored first two times he handled the ball in college . . . as a halfback option passer, went 7 for 9 including five TD passes.

GAMES PLAYED/STARTED: 1979 - 16/0, 1980 - 11/0, Total: 27/0.

PERSONAL: Married (Deborah) with two sons, Allan Jr. (4) and Michael (2) and a newborn daughter, Kristi . . . works as a sales rep for a Norwood sign manufacturer . . . attends the Patriots' summer training home, Bryant College, where he is working on completion of a Marketing degree . . . likes to fish and hunt . . . his wife Deborah and Mosi Tatupu's wife Linnea are second cousins.

Year	G	Att	Yds.	Avg.	Lg.	TD	KICKOFF RETURNS				
							No.	Yds.	Avg.	Lg.	TD
1979	16	19	84	4.4	19	2	37	816	22.1	38	0
1980	11	9	56	6.2	15	1	3	21	7.0	13	0
Totals	27	28	140	5.0	19	3	40	837	20.9	38	0

OTHER STATS: Fumble recoveries: 1979 - 2, 1980 - one for 15 yds. (TD) vs. Baltimore, 11-23.



RAY CLAYBORN 26

CB 6-1 190
 TEXAS 5th year
 DOB: 1-2-55 at Forth Worth, Tx
 HOW ACQUIRED: D-1a, 1977

PRO: For the second straight year, Ray turned in an all-pro caliber performance and led the Patriots in interceptions with five steals . . . four of his five interceptions setup two TDs and two FGs by the Patriots . . . now ranks 10th on the club's all-time interceptions list with 14 career interceptions . . . was tops on the team in pass deflections for the second straight year, knocking down nine enemy passes in '80 . . . in the Patriots' big 34-0 win over Miami (10-12-80), Ray recorded two interceptions that setup 10 of the Patriots' points . . . his most productive day was his eight tackle effort in a 47-21 win over Baltimore on 11-23 . . . finished one tackle behind FS Tim Fox (44-12-56) as second best tackle producer among Patriot secondary with 53 initial hits and two assists . . . recorded a fumble recovery in the season opener vs. Cleveland to setup a Patriot TD . . . figured in 15 of the 45 passes blocked by Patriot defenders in '79 while finishing fourth on the squad in tackles (58½) . . . having become a full time corner, Ray's role as the Patriots' primary kickoff returner was taken over by rookie Allan Clark in 1979, but he filled in for the injured Clark vs. Baltimore (10-28-79) to return two kickoffs for 33 yards . . . in his sophomore season (1978), he earned the starting role at corner for all 16 games and was 10th among AFC kickoff returners (27 for 636 yards, 23.6 yard avg.) . . . as the 16th player taken in the '77 NFL draft (choice from San Francisco in Jim Plunkett trade), he broke into the NFL in stellar fashion, setting five Patriot kickoff return records as a rookie . . . his 101 yard KOR vs. Balt. (12-18-77) for a TD was the NFL's longest of the year . . . he added KOR's of 100 yards (vs. NY Jets, 10-2-77) and 93 yards (vs. Buffalo, 11-6-77) to lead the league in that department for the '77 season . . . Ray's 869 kickoff return yards was second best in both the AFC and NFL in '77 . . . as a rookie, he was named to PRO FOOTBALL WEEKLY'S all-AFC and all-pro squads as a kickoff returner . . . now playing with greater confidence at the increasingly difficult corner position, Ray is expected to emerge as one of the top corners in the NFL in the seasons to come.

COLLEGE: A two sport standout at Texas, Ray played both football and ran on the track team . . . while a sophomore RB, he gained 209 yards on 74 carries for the Longhorns, but switched to the secondary for his final two college seasons . . . turned in six interceptions and 23 blocked passes in college . . . as a return specialist at Texas, he returned punts for 477 yards and kickoffs for another 582 yards, including a 95 yarder for a TD vs. Boston College (1974).

PERSONAL: Single . . . has spent every off-season in the Austin, Texas area since graduating with a degree in communications . . . works as a Real Estate Broker there . . . includes horseback riding and jogging as favorite pastimes . . . college roommates were Earl Campbell (Houston) and Alfred Jackson (Atlanta).


GAMES PLAYED/STARTED: 1977 - 14/1, 1978 - 16/16, 1979 - 16/16, 1980 - 16/16, Total: 62/49.

Year	G	KICKOFF RETURNS					TD	INTERCEPTIONS					TD
		No.	Yds.	Avg.	Lg.	No.		Yds.	Avg.	Lg.			
1977	14	28	869	31.0	101t	3	-	-	-	-	-	-	
1978	16	27	636	23.6	60	0	4	72	18.0	44	0	0	
1979	16	2	33	16.5	20	0	5	56	11.2	27	0	0	
1980	16	-	-	-	-	-	5	87	17.4	29	0	0	
Totals	62	57	1538	27.0	101t	3	14	215	15.4	44	0	0	

OTHER STATS: Fumble Recoveries: 1978 - 1, 1980 - 1.

DID YOU KNOW????

In the 21 seasons that the Patriots have competed, a Patriots kicker has been league scoring champion seven times. Gino Cappelletti won AFL scoring titles five times (1961, 1963-66) while John Smith has won the NFL scoring crown in 1979 and 1980.



RAY COSTICT 55

OLB 6-0 218
MISSISSIPPI STATE 4th year
DOB: 3-19-55 at Moss Point, MS.
HOW ACQUIRED: D-11, 1977


PRO: A tough, steady special teams performer in his first three years as a Patriot, Ray missed the 1980 season when he was placed on the injured reserve list for the year . . . a knee injury in pre-season play against Philadelphia (8-24) required surgery and he was put on IR on 8-26 . . . Ray has played both inside and outside in the Patriot linebacking corps . . . Ray had the most tackles of any non-starter on the Patriots in 1979, recording 50 tackles while backing up Rod Shoate and seeing action in passing situations . . . started one game in '79 for the injured Shoate vs. Baltimore (10-28) . . . had a 22 yard interception return vs. NY Jets (9-9) . . . Fritz Shurmur feels Ray is "an exceptional producer on pass coverage situations and is a very alert player who works hard at the mental aspect of the game" . . . when Steve Nelson was injured in 1978, Ray started four games at ILB . . . also had 50 tackles in 1978 . . . saw mostly special teams action as a rookie in 1977, after being chosen in the 11th round (303rd player overall) of NFL draft.

COLLEGE: A tenacious tackler at Mississippi State, Ray had 462 tackles in three years as a LB for the Bulldogs . . . AP third team All-America as a senior and two time SEC selection . . . had a 4.8 yard rushing average as a frosh FB.

PERSONAL: Single . . . spends the off-season working with youngsters and in various charity functions . . . likes to swim and play basketball.

GAMES PLAYED/STARTED: 1977 - 14/2, 1978 - 16/4, 1979 - 16/1, 1980 - 0/0. Total: 46/7.

STATS: Interceptions: 1979 - one for 22 yds. vs. N.Y. Jets, 9-9. Fumble recoveries: 1978 - 2, 1979 - 2.



BOB CRYDER 75

OG 6-4 265
ALABAMA 4th year
DOB: 9-7-56 at East St. Louis, IL.
HOW ACQUIRED: D-1, 1978


PRO: Quickly maturing as a pro guard, Bob started the final two games of the season at right guard and is slated to start at right guard in 1981 . . . along with fellow linemates and first round draft picks, LG John Hannah (73) and OC Pete Brock (76), Bob formed a three man blocking wedge on the kickoff return unit that repeatedly sprung NFL kickoff return leader Horace Ivory on many of his long returns . . . Bob's sophomore campaign (1979) was much more successful than his rookie year in that he was active for all 16 games . . . as a promising rookie, he was placed on injured reserve after five games following surgery for a chronic wrist injury . . . he rebounded to add great depth to the offensive line and started the final two games (vs. NY Jets and Minn.) at RG after Sam Adams injured an ankle . . . as Patriots top choice in 1978 draft, he was the 18th overall selection.

COLLEGE: Followed in the footsteps of linemate John Hannah at Alabama . . . while a strong side guard in the Tide's wishbone, he showed his versatility by playing tackle in the Senior Bowl . . . won Jacobs Award as a senior for being top blocker in SEC . . . timed at 5.1 in 40 and at 2.8 in the 20.

PERSONAL: Single . . . spends the off season in hometown of O'Fallon, Illinois (St. Louis suburb) . . . operates a health center featuring Nautilus equipment . . . hobbies include fishing and collecting guns.

GAMES PLAYED/STARTED: 1978 - 5/0, (on injured reserve 10-6 through remainder of '78 season), 1979 - 16/2, 1980 - 16/2, Total: 37/4.

STATS: Fumble recoveries: 1979 - 1.



BILL CURRIER 28

DB 6-0 195
SOUTH CAROLINA 5th year
DOB: 1-5-55 at Glen Burnie, MD
HOW ACQUIRED: FA, 1980

PRO: A well respected and hustling player, Bill became a Patriot when he signed as a FA on 9-3-80, four days prior to the '80 season opener vs. Cleveland . . . the only Patriot secondary man who was not a first round draft choice, Bill was originally selected in the 9th round of the 1977 draft by Houston . . . a two year starter at safety for the Oilers (1977-78), he was named to numerous rookie all-star squads in '77 . . . in '79, he lost his starting post but saw action in all 16 games, mostly on special teams and as an extra defensive back in passing situations, the same role he plays for the Patriots . . . as a Patriot, he made 13 initial hits and had one assist last year . . . following the season, he had corrective surgery for a left knee injury and will battle for a secondary position in 1981.


COLLEGE: A three year starter at South Carolina, he was a teammate of fellow Patriot DB Rick Sanford . . . played in Blue-Gray game as a senior.

PERSONAL: Married (Katie) . . . active in Fellowship of Christian Athletes and plays on their basketball squad while spending the off-season in the Houston Area . . . received a B.S. in Physical Education from South Carolina in 1977.

GAMES PLAYED/STARTED: Houston: 1977 - 14/11, 1978 - 14/11, 1979 - 16/0, Patriots: 1980 - 16/0, Total: 60/22.

Year	G.	INTERCEPTIONS				
		No.	Yds.	Avg.	Lg.	TD
1977	14	2	0	0.0	0	0
1978	14	1	8	8.0	8	0
1979	16	0	0	0.0	10	0
1980	16	0	0	0.0	0	0
Totals	60	3	8	2.7	8	0

OTHER STATS: Kickoff Returns: 1980-six for 98 yards (16.3 avg.)



VAGAS FERGUSON 43

RB 6-1 194
NOTRE DAME 2nd year
DOB: 3-6-57 at Richmond, IN
HOW ACQUIRED: D-1b, 1980

PRO: One of the top college running backs in the country during his career at Notre Dame, Vagas made an immediate impact as a pro RB with the Patriots . . . not only did he lead the Patriots in rushing during the preseason (38-149), he repeated the feat during the regular season . . . starting all 16 games at RB, Vagas turned in the best single season rushing performance ever by a Patriot rookie and the fifth best overall single season rushing mark in club history . . . his 211 carries accounted for 35.9% of the club's 588 rushing attempts while his team leading 818 yards was 36.5% of the team total of 2,240 rushing yards in 1980 . . . along with FB Don Calhoun, Vagas was a catalyst in the Patriots' ground attack that ranked second in the AFC in team rushing last year . . . he finished sixth among AFC rushers and only rookie sensations Billy Sims, Detroit and Joe Cribbs, Buffalo, rushed for more yards as rookies last year . . . in a Monday night win over Denver (9-29), Vagas rushed 22 times, a personal and team high for 1980, and scored his first pro TD, a two yard jaunt . . . he also ran for another TD vs. Buffalo (9 yds. on 12-14) . . . his 44 yard run in a 34-0 win over Miami (10-12) setup a TD and was the Patriots' longest run from scrimmage of the year . . . had his best day in a 47-21 romp of Baltimore (11-23) when he rushed 17 times for 100 yards (5.9) to join Calhoun in becoming the first Patriot duo to both rush for over 100 yards in the same game . . . although he did not do much receiving in the Notre Dame I formation, Vagas caught 22 passes for 173 yards as a rookie to finish sixth on the Patriots' receiving chart . . . chosen as the 25th overall player in the

1980 draft, Vagas was the second of two first round picks (Roland James the other) tabbed by the Patriots in 1980 . . . was selected with a first round pick acquired as part of the trade of Leon Gray to Houston . . . named Rookie of the Year by 1776 Fan Club.

COLLEGE: Notre Dame's all-time career rushing leader . . . holds several school rushing records including most yards in a game (255 vs. Georgia Tech, '78), most rushing TDs in a season (17, '79) and most yards in a career (3,472 on a school record 673 carries) . . . placed fifth in Heisman Trophy balloting as a senior.

PERSONAL: Married (Berline) . . . received a B.A. in Economics in 1980 . . . was married during his first pro off-season and began training as a systems analyst with IBM . . . his given name is "Vasquero Diaz" but was nicknamed Vagas by his grandmother . . . chairman of state wide Heart Association in Indiana.

GAMES PLAYED/STARTED: 1980 - 16/16.

Year	No.	RUSHING				RECEIVING				
		Yds.	Avg.	Lg.	TD	No.	Yds.	Avg.	LG	TD
1980	211	818	3.9	44	2	22	173	7.9	18	0

Single Game Career Highs

Most Carries—22, vs. Denver (9-29-80)


Most Yd. Rsh.—100, vs. Baltimore (11-23-80)

Longest Run—44, vs. Miami (10-12-80)

100 Yard Rushing Games

1980 — vs. Baltimore (11-23) 17-100-0 (27)

OTHER STATS: Fumbles: 1980-3.



TIM FOX 48

FS 6-0 190

OHIO STATE 6th year

DOB: 11-1-53 at Canton, OH

HOW ACQUIRED: D-1c, 1976

PRO: Considered one of the best free safeties in the NFL, Tim was finally selected to the Pro Bowl for the first time last season . . . for the fourth straight year, he was the top tackler in the Patriots' secondary with 44 initial hits and 12 assists for a total of 56 stops . . . in '79, he was the team's second leading tackler with 70½ stops while adding 68 in 1978 and 54 more in 1977 . . . finished second on the Patriots' interception list with four steals, raising his five year career total to 14, good enough for the tenth spot on the all-time club interception list . . . also turned in six pass defenses in '80, third best effort on the squad . . . since missing the season opener with a hip injury as a rookie in 1976, Tim has made 75 consecutive starts, second to only Bill Lenkaitis (76) among the active Patriot players . . . he also added two interceptions, four QB pressures, four pass deflections and one fumble recovery to his impressive 1979 tackle total . . . Tim is the type of player who plays with reckless abandon and likes to charge up and hit opposing ball carriers . . . turned in 52 tackles and 27 assists as a rookie while also contributing a top effort on special teams, especially as a blocker . . . earned UPI and PFW all-rookie honors in 1976 . . . in season opener of '79 vs. Pittsburgh, he was the game's top tackler with nine hits and three assists . . . recorded a sack on a blitz vs. Baltimore (11-26-78) . . . was one of three first round draftees selected by Patriots and 21st player selected overall in 1976 NFL draft . . . acquired with a first round choice from San Francisco (originally Houston's) in Jim Plunkett trade.

COLLEGE: A four year starter under Woody Hayes at Ohio State, he played in 43 of 46 games during his four year Buckeye career . . . consensus All-America selection who helped lead the Buckeyes to 40-5-1 record in his four years at Columbus . . . co-captain of unbeaten (11-0) squad in 1975 . . . led Big Ten during senior year in punt returns (22 for 256 yards, 1 TD) and ranked 12th nationally, just one spot behind Patriot teammate Mike Haynes.


PERSONAL: Married (Debbie) . . . father of two daughters, Landin (4) and Haley (2) . . . raised in home of Pro Football Hall of Fame, Canton, Ohio . . . enjoys both water and snow skiing . . . organizer of Patriots' off-season basketball squad

GAMES PLAYED/STARTED: 1976 - 13/13, 1977 - 14/14, 1978 - 16/16, 1979 - 16/16, 1980 - 16/16, Total: 75/75. Will enter 1981 with 75 consecutive starts.

INTERCEPTIONS

Year	G.	No.	Yds.	Avg.	Lg.	TD
1976	13	3	67	22.3	29	0
1977	14	3	39	13.0	27	0
1978	16	2	10	5.0	10	0
1979	16	2	38	19.0	25	0
1980	16	4	41	10.2	23	0
Totals	75	14	195	15.4	29	0

OTHER STATS: Fumble Recoveries: 1976 - 4, 1977 - 1, 1978 - 1, 1979 - 1. Credited with one safety vs. Buffalo, 12-10-78.



RUSS FRANCIS 81

TE 6-6 242
 OREGON 7th year
 DOB: 4-3-53 at Seattle, WA
 HOW ACQUIRED: D-1, 1975

PRO: Having the best season of his six pro campaigns, Russ still missed out on being named to the Pro Bowl squad for the third straight year . . . the second leading receiver on the Patriots in 1980, he was out-distanced by all-pro WR Stanley Morgan by only four receptions for team leadership . . . his 41 catches in 1980 bettered his previous season best of 39 (1978 and 1979) while his 664 yards was also an all-time seasonal best . . . in addition, he finished third in scoring on the '80 Patriots with 48 points and his eight receiving TDs was tops on the Patriots, fourth best in the AFC last year . . . after his stellar six year career, he rates as the seventh leading scorer in club history with 168 points, outdone by only one other active player, John Smith . . . with 196 career receptions for 2,996 yards and 28 TDs, Russ is the top active receiver on the Patriots and just four catches away from his 200th career reception and the third spot on the Patriots' all-time receiving list . . . sitting out only the Atlanta contest (9-14) with a rib injury, Russ made 15 of 16 starts in '80 . . . his top game in '80 was an impressive display of his outstanding talent . . . he helped lead the Patriots to one of their greatest comebacks in club history by hauling in two second half TD passes and three other receptions for 86 yards on the night, but the Patriots fell just short by 38-34 margin at Houston (11-10) . . . in 1979, injuries suffered in both Miami contests forced him to miss four full games and parts of two others . . . none-the-less, he finished third on the squad in receiving behind two 1,000 yard receivers, Stanley Morgan and Harold Jackson . . . in the season's first two games, he had five catches in each game and repeated that feat in the fifth game of the year (at Green Bay, 10-1-79) . . . during his six year career, Russ has logged three 100 yard receiving games . . . his best day was a 139 yard effort of six receptions in the Patriots' big 30-27 upset win over Pittsburgh (9-26-76) . . . has been selected to three Pro Bowls, following the '76, '77, '78 seasons . . . an unfortunate motorcycle accident prevented him from playing in the 1979 postseason affair . . . ranked tops in receptions on the Patriots in '78 (39 catches for 543 yards) . . . considered by most as the game's best TE, Russ is a superb blocker and has great speed for his big size . . . missed four games in late going of '77 with a rib injury . . . made his first Pro Bowl appearance after stellar 1976 season . . . capped the year with a great playoff game performance, as he turned in four receptions for 96 yards and 1 TD in 24-21 loss at Oakland (12-18-76) . . . the 16th player selected in the 1975 draft, Russ played in all 14 games, starting in 11 as a rookie . . . second leading receiver on the Patriots that year (35 catches for 636 yards and 4 TDs) and was named to UPI and FOOTBALL DIGEST all-rookie squads . . . caught passes in first 13 games of first pro campaign before string was snapped at Baltimore in season finale.

COLLEGE: Did not play as a senior . . . a high school QB, Russ switched to TE as a frosh at Oregon . . . injured his ankle as a soph but returned in junior year to rank third among PAC-8 receivers with 31 receptions for 495 yards . . . gained all-PAC 8 and honorable mention All-America berths as a junior.

PERSONAL: Single . . . a multi-talented individual, Russ enjoys many hobbies . . . among them are flying single and twin engine planes and helicopters, having earned his pilots license in 1974 . . . also enjoys scuba diving, sky diving, surfing, mountain climbing and horseback riding in his off-season residence of Hawaii . . . father Ed is a part time scout for the Patriots, covering the Pacific Northwest . . . active in charity organizations in Hawaii . . . as a high school senior in 1971, he tried

javelin throwing for the first time . . . during the same year, he set the national prep record of 259'9" which still stands today . . . was a ninth round draft choice as a pitcher by the KC Royals in the 1974 baseball draft . . . moved with family to Hawaii as a youngster and resides there in the off-season.

GAMES PLAYED/STARTED: 1975 - 14/11, 1976 - 13/12, 1977 - 10/10, 1978 - 15/15, 1979 - 12/12, 1980 - 15/15, Total: 79/75.

Year	G	No.	RECEIVING			TD
			Yds.	Avg.	LG	
1975	14	35	636	18.2	48	4
1976	13	26	367	14.1	48	3
1977	10	16	229	14.3	31t	4
1978	15	39	543	13.9	53	4
1979	12	39	557	14.3	44	5
1980	15	41	664	16.2	39	8
Totals	79	196	2996	15.3	53	28

Single Game Career Highs

Most Receptions—7, at Buffalo (11-23-75)

Most Yds. Receiving—139, at Pittsburgh (9-26-76)

Longest—53, at Oakland (9-24-78)


100 Yard Receiving Games

1975—at Buffalo (11-23) 7-125-1 (33)

1976—at Pittsburgh (9-26) 6-139-1 (48)

1978—at Oakland (9-24) 5-126-1 (53)

OTHER STATS: Rushing: 1976 - two for 12 yds. Fumble recoveries: 1976 - 1, 1977 - 1, 1978 - 1.



BOB GOLIC 51

LB 6-2 240

NOTRE DAME 3rd year

DOB: 10-26-57 at Cleveland, OH

HOW ACQUIRED: D-2, 1979

PRO: After being active for only the final game of his rookie season (1979) because of a shoulder injury, Bob played in all 16 games last year . . . alternating with John Zamberlin at an inside LB post opposite all-pro Steve Nelson, Bob started the final three games of the 1980 season . . . Bob tied DE Julius Adams for eighth on the Patriot tackle chart with 30 initial hits and 29 assists, tops among the non-regular starters . . . one of the top coverage men on the kickoff coverage unit . . . had three primary hits and nine assists vs. LA (11-16) although he didn't start the game . . . as a rookie, he injured his right shoulder in training camp . . . the injury persisted through camp, but after making the 45 man active roster in the regular season, he was placed on the injured reserve list on 8-28-79 . . . was later activated on 12-12-79 and saw special teams action in the season finale vs. Minnesota . . . will battle Zamberlin again for a starting inside linebacking spot.


COLLEGE: A much heralded and consensus All-America for the Fighting Irish as well as being tabbed as an All-America heavyweight wrestler his junior year at South Bend . . . holds ND career tackle record (479) . . . defensive co-captain as a senior and had 152 stops including a school record 26 vs. Michigan . . . first collegiate game was as a frosh vs. Boston College at Schaefer Stadium . . . as a wrestler was 54-4-1 with all four losses coming in NCAA National Tournaments.

PERSONAL: Single . . . stays busy in off-season in hometown of Willowick, Ohio, a Cleveland suburb . . . active with HS and Notre Dame alumni groups and helps conduct HS wrestling clinics . . . received a B.A. in Management from Notre Dame in 1979 . . . works as a manufacturer's rep in industrial sales . . . enjoys racquetball and swimming . . . father Louis played seven years of CFL football with Montreal, Hamilton and Saskatchewan.

GAMES PLAYED/STARTED: 1979 - 1/0, 1980 - 16/3, Total: 17/3.

DID YOU KNOW????

FB Don Calhoun, the Patriots' third ranked all-time rushing leader, has the top career rushing average in club history. He has averaged 4.175 yards everytime he has run with the ball.



STEVE GROGAN 14

QB 6-4 208
KANSAS STATE 7th year
DOB: 7-24-53 at San Antonio, TX
HOW ACQUIRED: D-5a, 1975

PRO: Leading the AFC in passing for the first seven weeks of the season, Steve was off to a fast start that was slowly and painfully halted by two knee injuries . . . over the first seven games, he completed 98 of 156 passes (62.8%) for 1398 yards and 11 TDs in leading the Patriots to six wins in their first seven starts . . . a sprained left knee suffered in Seattle (9-21) and a sprained right knee incurred the following week vs. Denver (9-29) began to take their toll as Steve began to lose his feared mobility by the season's mid-way point . . . in the season's 12th game, he finally sat down to rest the ailing knees and in doing so, he had a five year, 76 consecutive regular season game starting streak snapped . . . in that game, Matt Cavanaugh led the Patriots to a 47-21 win over Baltimore (11/23) but he too injured his left knee . . . the following week, Steve started once again, but threw a career high six interceptions in a 21-17 loss at San Francisco . . . that would mark his final action in the '80 campaign as he underwent successful arthroscopic surgery on his left knee in January, 1981 . . . in the 12 games that he did start in '80, Steve led the Patriots to seven wins while having the best day of his six year career at Houston on 11-10 . . . in a last minute 38-34 loss to the Oilers, he completed 25 of 39 passes for 374 yards and 3 TDs . . . that effort was the sixth time in which he threw for over 300 yards in a game, an all-time club career high . . . on the year, he led the NFL in average yards gained per pass attempt (8.09) while finishing third in the NFL behind Danny White and Ron Jaworski in TD passing percentage (5.9) . . . the Patriots' third ranked rusher with 112 yards on 30 carries, he also broke QB coach Babe Parilli's club record (55.3%) for passing completion percentage in a season with a 57.2% mark . . . Steve will enter the 1981 season needing just 2,121 yards to surpass Parilli as the Patriots' all-time passing leader . . . with 150 career points to his credit, he ranks ninth on the Patriots' all-time scoring list . . . in 1979, his first year of calling approximately 90% of his own plays, he tied with Brian Sipe of Cleveland for NFL leadership in TD passes (28) while topping the league in TD percentage (6.6) and rushing by a QB (368 yards on 62 attempts) . . . his 3,286 passing yards that year was the second best seasonal performance in club history behind only Parilli's 3,465 yards in 1964 . . . on the year, he had four games in which he passed for over 300 yards . . . his outstanding efforts in 1979 won him the Patriots' MVP Award as voted by the 1776 Fan Club . . . underwent minor knee (right) surgery in April, 1980 and was working out only a few days later . . . had an incredible day in leading Patriots to a record setting 56-3 win over the Jets (9-9-79), completing 13 of 18 passes (72.2%) for 315 yards and 5 TDs . . . threw for over 200 yards on five occasions during 1978, including another stellar job against the Jets (10-29-78) that saw him hit on 15 passes for 281 yards and 4 TDs . . . his 539 rushing yards enabled the Patriots to become the first team ever to have four members of the same backfield break the 500 yard rushing mark in the same campaign (1978) . . . had the longest TD toss of his career, connecting with all-pro WR Stanley Morgan for a 75 score at Baltimore (11-26-78) . . . completed a herculean task of calling every one of the Patriots 922 offensive plays in 1977 . . . his 13 rushing TDs in 1976, beating previous high mark for NFL QBs, established "Groggs" as the game's most feared running QB . . . as a rookie, he played in 13 games, starting in seven of the last eight contests . . . had the best day of his pro career that year vs. Buffalo (11-23-75), completing 25 of 46 attempts for 365 yards . . . was the 116th player chosen in the 1975 draft.

COLLEGE: Started for K-State as a junior and senior during career completed 166 of 371 attempts for 2213 yards, 12 TDs and 26 interceptions . . . also ran for additional 585 yards and six TDs on 339 tries during that span . . . part time punter as a junior and senior, hitting seven punts for 279 yards (39.9 avg.) . . . caught a 22 yard TD pass as a senior.

PERSONAL: Married (Robbi) . . . became father of a son, Tyler, (z) during the past off-season . . . raised in Ottawa, Kansas and was a schoolboy grid rival of Patriots reserve QB Tom Owen . . . avid golfer and tennis player involved in numerous charitable organizations throughout the year . . . spends two months before training camp each year assisting with wheat harvest on father-in-law's Kansas farm.

GAMES PLAYED/S TARTED: 1975 - 13/7, 1976 - 14/4, 1977 - 14/14, 1978 - 16/16, 1979 - 16/16, 1980 - 12/12, Total: 85/79. Had a '76 consecutive game starting streak.

Year	G	Att.	Comp.	Pct.	PASSING				
					Yds.	TD	Int.	LG.	LAP
1975	13	274	139	50.7	1976	11	18	62t	22-207
1976	14	302	145	48.0	1903	18	20	58t	18-155
1977	14	305	160	52.5	2162	17	21	68	14-155
1978	16	362	181	50.0	2824	15	23	75t	21-184
1979	16	423	206	48.7	3286	28	20	63t	45-341
1980	12	306	175	57.2	2475	18	22	71	17-133
Totals	85	1972	1006	51.0	14626	107	124	75t	142-1195

Year	G	No.	Yds.	Avg.	Lg.	TD
1975	13	30	110	3.7	14	3
1976	14	60	397	6.6	41t	12
1977	14	61	324	5.3	41	1
1978	16	81	539	6.7	31	5
1979	16	62	368	5.8	26	2
1980	12	30	112	3.7	19	1
Totals	85	326	1850	5.7	41t	24

Single Game Career Highs

Pass Attempts — 46 (at Buffalo, 11-23-75)
 Completions — 25 (at Buffalo, 11-23-75) and (at Houston 11-10-80)
 Yards Passing — 374 (at Houston, 11-10-80)
 Highest Percentage — 78.9% (15-19, vs. NY Jets, 10-29-78)
 Longest Completion — 75t (to Stanley Morgan, at Balt., 11-26-78)
 TD Passes — 5 (vs. NY Jets, 9-9-79)
 Interceptions — 6 (at San Francisco, 11-30-80)
 Times Sacked — 8 for 87 yards (vs. Buffalo, 12-14-75)
 Rushing Attempts — 12 (at Buffalo, 11-20-77)
 Rushing Yards — 103 (vs. NY Jets, 10-18-76)
 Longest Run — 41t (vs. NY Jets, 10-18-76) and 41 (vs. Seattle, 10-9-77)


OTHER STATS: Fumble 1975-6, 1976-7, 1977-6, 1978-9, 1979-12, 1980-4; Fumble Recoveries: 1975-1, 1976-4, 1977-2, 1978-2, 1979-4, 1980-1.

GROGAN'S PASSING VS. EACH TEAM 1975-80

	GP	ATT-		INT	TD	DATE	—BEST GAME—		
		COMP	YDS				ATT-	COMP	YDS
New York Jets	12	267/147	2249	12	24	9- 9-79	18/13	315	5
Baltimore	10	241/120	2050	16	12	10-28-79	36/15	317	2
Buffalo	11	286/134	1970	23	8	11-23-75	46/25	365	2
Miami	11	246/126	1686	9	8	11-29-79	38/21	350	3
San Diego	4	102/59	716	5	7	11- 9-75	28/17	245	1
Houston	3	63/36	525	5	3	11-10-80	39/25	374	3
Cleveland	2	49/32	449	2	5	9- 7-80	26/17	277	3
Seattle	2	39/24	408	2	6	9-21-80	24/15	271	3
San Francisco	2	52/28	402	6	2	11-30-80	32/16	274	0
Oakland	2	39/24	384	4	4	9-24-78	25/14	219	1
Pittsburgh	2	65/24	380	4	3	9-26-76	32/13	257	2
Philadelphia	2	43/22	362	2	3	10- 8-78	23/12	189	1
Cincinnati	2	52/24	360	2	1	10-15-78	26/13	184	0
Atlanta	2	57/29	348	4	3	12- 4-77	26/12	179	1
St. Louis	2	55/27	345	4	2	11- 2-75	34/14	173	1
Denver	3	51/27	316	3	2	9-29-80	24/17	209	1
Green Bay	1	33/17	255	3	2	10- 1-79	33/17	255	2
Chicago	1	35/21	244	2	3	10-14-79	35/21	244	3
Minnesota	1	26/12	204	1	2	12-16-79	26/12	204	2
Washington	1	31/12	199	2	2	9- 3-78	31/12	199	2
Detroit	2	34/14	176	6	1	10-10-76	25/11	131	1
Dallas	1	29/13	170	2	0	12- 3-78	29/13	170	0
Kansas City	1	16/10	155	2	1	9-18-77	16/10	155	1
Los Angeles	1	24/11	125	2	1	11-16-80	24/11	125	1
New Orleans	1	23/9	108	0	2	12- 5-76	23/9	108	2
Tampa Bay	1	14/4	40	1	0	12-12-76	14/4	40	0
Totals	83	1972/1006	14626	124	107				

THE JIM PLUNKETT TRADE

One of the most pivotal trades in the 21 year history of the Patriots franchise occurred on April 5, 1976 when QB Jim Plunkett was traded to the San Francisco 49ers. In exchange for Plunkett, the 49ers sent QB Tom Owen and four draft choices to the Patriots, including two first round choices in 1976 and both a first and second round selection in 1977. With the choices, the Patriots picked OC Pete Brock (D-1b, 12th overall) and DB Tim Fox (D-1c, 21st overall) in addition to their own selection, DB Mike Haynes (D-1a, 4th overall) in 1976. The following year, the Patriots used the San Francisco choices to tab DB Ray Clayborn (D1a, 16th overall) and RB Horace Ivory (D-2a, 44th overall) as new Patriots.



RAY HAMILTON 71

NT 6-1 245
OKLAHOMA 9th year
DOB: 1-20-51 at Omaha, NE
HOW ACQUIRED: D-14, 1973


PRO: A fixture at the Patriots' nose tackle position since 1974, "Sugar Bear" has started 117 of his 118 games as a Patriot . . . his 110 consecutive game starting streak came to a halt on 11-2 when Ray missed the NY Jets contest while nursing a left knee injury suffered the week before at Buffalo . . . finishing as the fifth best tackler on the team with 50 initial hits and 17 assists, he was the top tackler among Patriot defensive linemen for the fourth straight year . . . he also finished second in sacks behind Julius Adams and Tony McGee, recording eight sacks for 71 yards in losses . . . in the Patriots' season opening 34-17 win over Cleveland, Ray registered three tackles, one sack and one QB pressure while causing and recovering one fumble . . . the following week against Atlanta, he recorded eight initial hits and two assists . . . after making the squad as a 14th round pick, he earned starting honors at the left DE spot, starting all 14 games there as a rookie . . . in the following season (1974), the Patriots switched to the 3-4 alignment and Ray was shifted to NT, a spot where he has started 101 of 102 games . . . Defensive Coordinator Fritz Shurmur says, "Ray is an exceptional technique player and is the best I've seen at executing the mechanics of the nose tackle position" . . . his 68½ tackles in '79 was the third best mark on the entire squad and he added 11 QB pressures, 6 QB sacks, and one pass deflection to the Patriots' defensive effort . . . his most productive game of 1979 was against Miami (11-29) when he made seven tackles and accounted for one sack and one QB pressure . . . in 1978, he was the club's second leading tackler with 85½ tackles while also adding five sacks, 14 QB pressures and three fumble recoveries . . . he tied a club record by scoring a TD on a 23 yard fumble return (at St. Louis, 11-2-75) and was voted "Unsung Hero" by the 1776 Fan Club for his productivity during the 1975 season . . . Ray's great reach and quickness allow him to create havoc with opposing centers and clog up the middle rushing lanes.

COLLEGE: A two time all-Big 8 selection, Ray played five different positions for the Sooners before settling down at the defensive tackle spot.

PERSONAL: Married (Paula) . . . father of two sons, Kadar (5) and Damon (2) . . . holds a bachelor's degree in marketing from OU (1973) and a master's degree in Public Administration from Boston's Suffolk University (1977) . . . was a dean's list student at both schools . . . helped establish and operates a youth football camp with Tony McGee and Leon Gray . . . has spent the past three off-seasons working for IBM selling small business computers . . . won the Frito-Lay Community Service Award in 1979 . . . an avid photographer and tennis player, Ray is also an accredited pro tennis official . . . second oldest in family of 12 children . . . has photographed many of Marvin Hagler's boxing matches.

GAMES PLAYED/STARTED: 1973 - 14/14, 1974 - 14/14, 1975 - 14/14, 1976 - 14/14, 1977 - 14/14, 1978 - 16/16, 1979 - 16/16, 1980 - 15/15, Total: 117/117.

STATS: Fumble Recoveries: 1973 - 2, 1974 - 2, 1975 - one for 23 yds. (TD) at St. Louis (11-2), 1976 - 2, 1977 - 2, 1978 - 3, 1980 - 1; Total: 14 (second most in club history).



JOHN HANNAH 73

OG 6-2 265
ALABAMA 9th year
DOB: 4-4-51 at Canton, GA
HOW ACQUIRED: D-1a, 1973

PRO: One of the greatest offensive linemen to ever play in the NFL, John added many more awards to his already bulging trophy case after last season . . . having started 59 consecutive games at left guard, "Hog" helped anchor an offensive line that paved the way for the

team's 2,240 rushing yards in '80, the second best team total in the AFC behind Houston . . . a starter in the '80 Pro Bowl, he made his fourth appearance in the last five years in that post-season game . . . the winner of the NFLPA — Coca Cola Offensive Linemen of the Year Award (selected by a vote of NFL players), John is the only recipient of the award since its inception in 1978 . . . he was also voted the winner of the Seagram's Seven Crowns of Sports Award for Offensive Lineman of the Year, the second time in three years that he has captured that honor . . .


named as Offensive Lineman of the Year by Football Digest, he was also chosen as a first team all-pro on every major all-pro list . . . a devastating blocker, he is particularly valuable in goalline and short yardage situations . . . along with center Bill Lenkaitis, John was one of only two Patriot offensive linemen to play in all 16 games of the 1979 campaign . . . Offensive Coordinator Jim Ringo, a great NFL lineman himself at Green Bay and Philadelphia, says that "John has better pulling speed than Jerry Kramer and Fuzzy Thurston, although he's twenty pounds heavier than both," . . . during the 1978 season, he was a mainstay in the Patriots' offensive line that helped pave the way for the Patriots' record setting pace of 3,165 rushing yards, an NFL single season club record . . . during his rookie year of 1973, John stepped in to start the first 13 games, but a freak leg injury in practice forced him to miss the final game . . . since then, he has started every game of his NFL career except the first three of 1977 when he was involved in a contract dispute . . . an exceptional run blocker, Hog also excels at pass blocking despite having played in the Wishbone offense of Bear Bryant's Crimson Tide . . . made his first Pro Bowl appearance following the 1976 season . . . as a rookie, was named to a host of all-Rookie squads and was named the Cardinal Cushing Award winner as the Patriots' Offensive MVP . . . was the first of three Patriot first round draft choices and the fourth player selected overall in 1973.

COLLEGE: Under the tutelage of the legendary Bear Bryant, John earned eight varsity letters and was a two time consensus All-America at Alabama . . . played in both the Hula and Cotton Bowls . . . made an impressive showing vs. the Dolphins in the College All Star Game.

PERSONAL: Married (Page) . . . father of a son, Seth (2), and a daughter, Mary Beth (1) . . . stays busy during the off-season working in the family owned Hannah Farm Supply Company, a farm supply dealership in Alabama that distributes products throughout seven states . . . also owns a 250 acre farm with 40,000 chickens and 150 Holstein cattle . . . likes to fish in his spare time . . . his father, Herb, played for the NY Giants in the early 1950's while brother, Charles, is presently an offensive tackle for Tampa Bay . . . another brother, David, is a former Alabama gridder.

GAMES PLAYED/STARTED: 1973 - 13/13, 1974 - 14/14, 1975 - 14/14, 1976 - 14/14, 1977 - 11/11, 1978 - 16/16, 1979 - 16/16, 1980 - 16/16, Total: 114/114.

STATS: Kickoff Returns: 1973 - one for 0 yds. Fumble recoveries: 1973-1, 1974-one for 2yds. (TD) at Miami, 12-15, 1978-2, 1979-1.



DON HASSELBECK 80

TE 6-7 245

COLORADO 5th year

DOB: 4-1-55 at Cincinnati, OH

HOW ACQUIRED: D-2b, 1977


PRO: A valuable tight end for the past four seasons, Don is also a capable special teams player . . . has started at TE five times in the past two years in place of the injured Russ Francis . . . although he only had eight receptions for 130 yards in '80, four of those were TDs, including one TD in each of the Patriots' first three games . . . in the third game of the year, "Hass" pulled in a 16 yard TD pass from Steve Grogan for the winning TD with less than three minutes to go in a 37-31 win at Seattle . . . Receiver Coach Ray Berry says, "An all out effort player, Don has several key qualities for the job of TE — he blocks effectively and he has the speed to beat defenders deep." . . . while sharing honors as tallest player on the Patriots squad along with OT Shelby Jordan, Hass uses his height for great blocking leverage in two and three TE formations . . . after being 52nd player taken in '77 draft, he started off with a splash, hauling in nine receptions, four for TDs . . . was named to Pro FB Weekly and Football Digest all-Rookie squads . . . Berry says, "Hass has it all in front of him at this point of his pro career with fine potential for being a top TE."

COLLEGE: Started every game for the Buffs in his four years at Boulder after earning starting TE spot with two games remaining in frosh campaign . . . ranks fourth on all-time CU reception list . . . Fine Arts major at CU.

PERSONAL: Married (Betsy) . . . two sons Matthew (6) and Tim (3) . . . an accomplished artist and metal sculptor, he was a big hit at a one man Boston art show in October, 1979 . . . attends Rhode Island School of Design . . . spends his free time painting, running and biking . . . active on the Patriots' basketball team and enjoys hitch hiking . . . has run in several area road races . . . finished third in the super heavyweight category (240 lbs. and over) and 966th out of 5,000 entrants in the Shamrock Classic during the past off-season.

GAMES PLAYED/STARTED: 1977 - 14/1, 1978 - 16/1, 1979 - 16/4, 1980 - 16/2, Total: 62/8.

Year	G	No.	RECEIVING			LG	TD
			Yds	Avg.			
1977	14	9	76	8.4	21	4	
1978	16	7	107	15.3	24	0	
1979	16	13	158	12.2	41	0	
1980	16	8	130	16.3	35t	4	
Total	62	37	471	12.7	41	8	



MIKE HAWKINS 59

OLB 6-2 232
TEXAS A & I 4th year
DOB: 11-29-55 at Bay City, TX.
HOW ACQUIRED: D-7, 1978


PRO: A starter at OLB for the past two seasons, Mike was the Patriots' fourth leading tackler in 1980 with 64 initial hits and 18 assists . . . in addition, he had three sacks and two interceptions . . . "Hawk" started all 16 games in '80 and has started in 30 games over the last two seasons . . . in the Patriots' 17-14 loss to Los Angeles (11-16), he had 11 initial hits and one assist . . . a big, quick player, he is a good outside blitzer . . . got off to a fast start in 1979, recording 10 tackles and 5 sacks in first two games (Pitt. 9-3 and NY Jets, 9-9) including 4 sacks against Jets . . . started 14 games and had 48 tackles in '79 . . . suffered rib injury in first half vs. Green Bay (10-1) and sat out balance of game, played sparingly following week vs. Detroit (10-7) . . . had two big interceptions in 28-13 win over Miami (10-21) including 35 yard return for TD . . . also had six tackles vs. NY Jets (12-9) . . . was cut in training camp as a rookie, but re-signed 9-29-78 . . . chipped in 12 tackles and one sack

COLLEGE: Team captain his senior year . . . Javelinas were 46-1-1 during his four year career . . . 252 tackles, 69 assists, five interceptions and four fumble recoveries as collegian.

PERSONAL: Single . . . spends off-season in Bay City, Texas and sells cattle . . . brother Andy is a LB with Tampa Bay.

GAMES PLAYED/STARTED: 1978 - 12/0, 1979 - 16/14, Total: 28/14.

STATS: Interceptions: 1979 - two for 35 yds., one TD, 35 yd. interception return vs. Miami, (10-21), 1980 - two for 5 yds.



MIKE HAYNES 40

CB 6-2 195
ARIZONA STATE 6th year
DOB: 7-1-53 at Dennison, TX.
HOW ACQUIRED: D-1a, 1976

PRO: Acknowledged as one of the NFL's premier cornerbacks, Mike made his fifth appearance in as many years in last year's Pro Bowl . . . after sitting out training camp and the first three regular season games in a contract dispute, he signed on 9-23 and was activated on 9-29 for the fourth game of the year, a 23-14 win over Denver . . . the following week, he started at his familiar right corner post . . . in the game, he raced 65 yards with a blocked FG attempt to score a TD that led to the Patriots' 21-11 victory over the Jets at Shea (10-5) . . . that was the first time such a feat was accomplished by a Patriot since 1972 . . . had 38 initial hits and four assists in '80 while leading the squad with two fumble

recoveries . . . his lone interception of the year came in Baltimore on 10-19 . . . has only missed two starts in his 73 games as a Patriot . . . beginning his rookie season, he made 58 consecutive starts before rib and hand injuries kept him out of the starting lineup of the 15th game in '79 . . . was the club's top interceptor for three straight years (1976-78) before Ray Clayborn snapped his streak in '79 . . . Mike finished as runner-up in the department with three steals that year . . . now ranks behind Ron Hall (29) and Nick Buoniconti (24) as the third best interceptor in club history with 23 career interceptions . . . his only interception return for a TD came at Baltimore on 11-26-78, good for 31 yards and the game's first score . . . has returned only 22 punts in the last two seasons, but ranks as the Patriots all-time punt returner with 105 returns (only seven fair catches) for 1,147 yards (10.9 avg.) . . . first player in club history to return a punt for a TD, scampering 89 yards vs. Buffalo on 11-7-76 . . . he repeated the feat three weeks later with a 62 yard punt return for a score vs. Denver (11-28-76) . . . had his best day in '79 at Baltimore (10-28) when he made eight tackles and recovered a fumble . . . on the year, he registered 50 tackles, eight pass deflections, and three interceptions . . . had six interceptions in '78 to rank third to AFC . . . added 28 tackles on the year . . . relies on great speed, quickness and range to cover the best receivers in the league . . . was the fifth player overall and first defensive back taken in 1976 draft . . . was joined by secondary mate Tim Fox and OC Pete Brock as the first of three Patriot first round choices that year . . . enjoyed an avalanche of post-season accolades following his rookie year ranging from Pro Bowl appearance to Bert Bell Award . . . wrote seven new club punt return records in first year as a pro . . . tops in AFC and second in NFL in punt returns as a rookie (45 returns for 608 yard, 2 TDs and 13.5 avg.)


COLLEGE: Considered to be the nation's top defensive back as a junior and senior, Mike played under Frank Kush at Arizona State and was a consensus All-America . . . earned all-WAC status at both DB and as a kick returner . . . ranked 11th (just ahead of Tim Fox) in nation as punt returner during senior year . . . was selected as defensive MVP in '76 Japan Bowl.

PERSONAL: Married (Julie) . . . father of a son, Aaron (2) . . . active in FCA and team Bible study sessions . . . raised in Los Angeles . . . returned to alma mater the past two off-season to work on completion of a degree in finance . . . his brother Reggie played for the Redskins for two years (1977-78).

GAMES PLAYED/STARTED: 1976 - 14/14, 1977 - 14/14, 1978 - 16/16, 1979 - 16/15, 1980 - 13/12, Total: 73/71.

Year	G	INTERCEPTIONS					PUNT RETURNS					
		No.	Yds	Avg.	Lg.	TD	No.	FC	Yds.	Avg.	Lg.	Td
1976	14	8	90	11.3	28	0	45	0	608	13.5	89t	2
1977	14	5	54	10.8	22	0	24	2	200	18.3	46	0
1978	16	6	123	20.5	50	1	14	2	183	13.1	35	0
1979	16	3	66	22.0	33	0	5	1	16	3.2	5	0
1980	13	1	31	31.0	31	0	17	2	140	8.2	35	0
Total	73	23	364	15.8	50	1	105	7	1147	10.9	89t	2

OTHER STATS: Fumble recoveries: 1976 - 3, 1977 - 2, 1979 - 3, 1980 - 2. Returned blocked field goal attempt for 65 yds. (TD), at N.Y. Jets, 10-5-80.



MIKE HUBACH 6

P 5-10 185
 KANSAS 2nd year
 DOB: 1-26-58 at Cleveland, OH
 HOW ACQUIRED: D-11, 1980

PRO: Mike started off his first pro campaign in fine form, as after the second regular season game he ranked 2nd in the AFC and 4th in the NFL with a 44.9 yd. avg. . . . Mike's best day of the '80 season was against the Dolphins at Schaefer (10/12) when he booted 4 punts for 191 yds. and a 47.8 yd. avg., highlighted by a punt that traveled 69 yds. . . . Mike topped the list of NFL punters with the fewest touchbacks (2) during the '80 season . . . selected in the 11th round of the '79 draft, Mike was the 296th player chosen overall.

COLLEGE: Hit 259 career punts for 10,618 yds. and a 41.0 career average . . . boomed four punts over 70 yds. during his college career including school record 83 yarder vs. Iowa State in '79 . . . also hit on a 53 yd. FG that day . . . the second leading scorer in Jayhawk history with


135 points (72 of 76 PAT attempts and 21 of 48 on FG attempts) . . . two-time All Big 8 punter . . . best day as a collegian was against Oklahoma State in '78 when he punted 8 times for 50.6 yd. avg.

PERSONAL: Single . . . spent off season working out and playing basketball and soccer . . . worked at Patriots' kicker John Smith's soccer camp during off season . . . enjoys listening to music . . . family speaks Ukrainian at home.

GAMES PLAYED/STARTED: 1980 - 16/0.

Year	No.	Yds.	Avg.	PUNTING			Bik.
				TB	In 20	LG	
1980	63	2,392	38.0	2	12	69	0

OTHER STATS: Fumble recoveries: 1980 - 1, ball snapped over his head recovered in endzone, safety, vs. Buffalo 12-14.



HORACE IVORY 23

RB 6-0 198
 OKLAHOMA 5th year
 DOB: 8-8-54 at Fort Worth, TX
 HOW ACQUIRED: D-2a, 1977

PRO: As the Patriots' primary kickoff returner for the first time in his pro career, Horace was the NFL's top kickoff returner in 1980 . . . on his first kickoff return as a pro, he raced 46 yards against Seattle on 9-21 . . . on the day, he had five returns for 150 yards and maintained his league leadership for the balance of the year . . . his longest and most dramatic return came in the Patriots' 37-21 come-from-behind win at Baltimore (10-19) . . . following a Baltimore score that put the Colts up 21-17, he took the ensuing kickoff and went 98 yards with the go ahead TD for the win . . . in only one season, he became the Patriots' eighth ranked career kickoff returner and established a club record for career kickoff return average (27.6) . . . as a backup to Vagas Ferguson, he scored TDs against Seattle (9-21) and the NY Jets (11-2) and was the team's fourth leading rusher with 111 yards on 42 carries (2.6 avg.) . . . now ranks ninth on the club's all-time rushing list . . . missed the season opener vs. Cleveland (9-7) with a knee injury and the fifth game of the season (at NY Jets, 10-5) with a shoulder problem . . . the Patriots' second leading rusher in 1979 with 522 yards on 143 attempts, he missed five of the first six games while nursing knee and ankle injuries while on injured reserve . . . during the 1979 season, he was the only Patriot to rush for over 100 yards in a game . . . he did so in rushing for 116 yards on 12 carries vs. Baltimore (11-18-79) . . . Horace added 23 receptions for 216 yards to rank fifth in receiving on the Patriots during '79 . . . he hauled in six passes for 57 yards vs. Miami (11-29-79) for the best day of his career in the receiving dept. . . following a disappointing rookie year that saw a thigh injury limit him to spot duty in just five games, he rebounded for a sensational sophomore year . . . he was the club scoring leader with 66 points and his 11 rushing TDs fell just one shy of Steve Grogan's club record 12 set in 1976 . . . he also finished fifth in the NFL TD race of '78 . . . his last minute heroics, including the game winning TD run (23 yards with 3:10 remaining) earned him CBS Star of the Week Honors in the Patriots' 33-24 win over Miami (10-28-78) . . . an elusive runner who has an uncanny ability to change speed, he was the 44th player selected in the 1977 NFL draft . . . Horace was chosen with a second round pick acquired from San Francisco as part of the Jim Plunkett trade.

COLLEGE: One of the best backs in OU history, Horace scored 16 TDs and rushed for 1,396 yards as a Sooner . . . he prepped for two years at Navarro (TX) J.C.

PERSONAL: Single . . . spent the off-season working out in his hometown of Fort Worth.

GAMES PLAYED/STARTED: 1977 - 5/0, 1978 - 15/3, 1979 - 10/9, 1980 - 14/0, Total: 44/12.

Year	RUSHING						RECEIVING				
	G	Att.	Yds.	Avg.	LG	TD	No.	Yds.	Avg.	LG	TD
1977	5	3	10	3.3	9	0	0	0	0	0	0
1978	15	141	693	4.9	28	11	14	122	8.7	18	0
1979	10	143	522	3.7	52	1	23	216	9.4	24	2
1980	14	42	111	2.6	20t	2	12	95	7.9	19	0
Totals	44	329	1336	4.1	52	14	49	433	8.8	24	2

KICKOFF RETURNS

Year	G	No.	Yds.	Avg.	LG	TD
1977	5	-	-	-	-	-
1978	15	7	165	23.5	33	0
1979	10	1	15	15.0	15	0
1980	14	*36	*992	*27.6	98t	1
Total	44	44	1172	26.6	98t	1

*NFL Leader

**Tied for NFL lead


Single Game Career Highs

Most Carries — 23, vs. Buffalo (11-25-79)
 Most Yds. Rushing — 128, at Buffalo (11-5-78)
 Longest Run — 52, vs. Baltimore (11-18-79)
 Most Receptions — 6, Miami at (11-29-79)
 Most Yds. Receiving — 57, at Miami (11-29-79)
 Longest Reception — 24, at Denver (11-11-79)

100 Yards Rushing Games

1978 — vs. Miami (10-22) 15-113-2 (28)
 at Buffalo (11-5) 16-128-2 (26)
 1979 — vs. Baltimore (11-18) 12-116-0 (52)

OTHER STATS: Fumbles: 1978 - 6, 1979 - 4, 1980 - 3; Fumble Recoveries: 1978 - 2, 1979 - 1.



HAROLD JACKSON 29

WR 5-10 175
 JACKSON STATE 14th year
 DOB: 1-6-46 at Hattiesburg, MS
 HOW ACQUIRED: T-LA, 1978

PRO: One of the NFL's all-time great receivers, Harold continues to rewrite the record books . . . the top active receiver in the NFL, Harold became the third ranked all-time reception yardage leader in NFL history last season . . . he moved ahead of his receiver coach, Raymond Berry, on that list with his top performance of the year, six receptions for 127 yards and a TD against Berry's former team, Baltimore (10-19) . . . Harold now ranks behind only Don Maynard (11,834 yards) and Lance Alworth (10,226 yards) with his 9,577 career receiving yards . . . his 532 career receptions rates as the seventh best career total in NFL history . . . he has 28 100-yard receiving games in his career, the fourth best mark in NFL history . . . Harold was the Patriots' third leading receiver in 1980, catching 35 passes for 737 yards and five TDs . . . since joining the Patriots on 8-16-78 in a trade that sent two draft choices to Los Angeles (Patriots' third in '79 and fourth in '80), he has caught 117 passes for 2493 yards (21.3 avg.) and 18 TDs while starting 47 of 48 games . . . when the Patriots opened their game at Houston on 11-10-80 with a double TE formation, Harold had his 167 consecutive game starting streak snapped, although he only missed the game's first play . . . caught his 500th career reception in style against Cleveland in the 1980 season opener as he hauled in a ten yard TD pass . . . during his 13 year career, he has made five Pro Bowl appearances (following '69, '72, '73, '75 and '77 seasons) . . . Harold became one of the first players in club history to achieve a 1,000 yard receiving season and topped the club in receiving with 45 catches for 1,013 yards and seven TDs in 1979 . . . he went over the 1,000 yard mark in the season finale vs. Minnesota (12-16-79) when he grabbed a 43 yard pass from Steve Grogan late in the final stanza . . . joined Stanley Morgan on the same day in achieving that club first . . . Receiver Coach Raymond Berry says "Harold is an amazing athlete and his trademarks of durability and consistency are revealed by his career statistics. He's an explosive player who can break a game open." . . . he did just that by catching three passes vs. the NY Jets (9-9-79), all for TDs (49,44,28) that helped engineer a record setting 56-3 Patriot win . . . it was his third 1,000 yard receiving campaign as he led the NFL in receiving in both 1969 (1,116 yards) and 1972 (1,048 yards) while at Philadelphia with a 22.5 yards reception average in '79, he ranked only second to Morgan (22.8) in the entire NFL while finishing tenth in the NFL for reception yardage . . . Harold was the NFL leader in receptions during 1972 with 62 catches and topped the league the following year with a 21.9 yard reception average . . . had his best day as a Ram receiver when he caught 8 passes for 127 yards and 2 TDs vs. New Orleans in 1977 . . . while with Philadelphia, snagged a single game career high of nine receptions vs. Dallas in 1972 . . . Harold has achieved his standout career while playing for three NFL clubs . . . originally the 12th round pick of the Rams in 1968, he was active in just two games while spending time on the cab squad . . . the following year, he was traded to Philadelphia on 7-7-69 with DE John Zook for Eagle RB

Israel Lang . . . he returned to the Rams in another trade on 6-8-73 with RB Tony Baker and several draft choices that sent Ram QB Roman Gabriel to Philly . . . shares the distinction of playing the most pro seasons on the Patriots along with OC Bill Lenkaitis.

COLLEGE: Clocked at 9.3 in the 100 yard dash, Harold set a school receiving record as a senior at Jackson State, a school that has produced many outstanding NFL players.

PERSONAL: Single . . . dubbed "Hollywood" by teammates, having appeared in small roles in several motion pictures . . . the personable vet spent the past off-season travelling throughout the country making speaking appearances . . . enjoys working with youth groups . . . lives in Los Angeles during the off-season and sells real estate . . . includes golf and tennis among his hobbies.

GAMES PLAYED/STARTED: 1968 - 2/0, 1969 - 14/14, 1971 - 14/14, 1972 - 14/14, 1973 - 14/14, 1974 - 14/14, 1976 - 14/14, 1977 - 14/14, 1978 - 16/16, 1979 - 16/16, 1980 - 16/15, Total: 176/173.

Year	Club	RECEIVING					
		G	No.	Yds.	Avg.	LG.	TD
1968	Los Angeles	2	0	0	0.0	0	0
1969	Philadelphia	14	65	*1116	17.2	65	9
1970	Philadelphia	14	41	613	15.0	79	5
1971	Philadelphia	14	47	716	15.2	69	3
1972	Philadelphia	14	*62	*1048	16.9	77	4
1973	Los Angeles	14	40	874	*21.9	69	*13
1974	Los Angeles	14	30	514	17.1	44	5
1975	Los Angeles	14	43	786	18.3	54	7
1976	Los Angeles	14	39	751	19.3	65	5
1977	Los Angeles	14	48	666	13.9	58	6
1978	Patriots	16	37	743	20.1	57	6
1979	Patriots	16	45	1013	22.5	59	7
1980	Patriots	16	35	737	21.1	40	5
Totals	13 years	176	532	9577	18.0	79	75

*NFL Leader

Year	Club	RUSHING				
		G	No.	Yds.	Avg.	LG.
1968	Los Angeles	2	-	-	-	-
1969	Philadelphia	14	2	10	5.0	0
1970	Philadelphia	14	1	-5	-5.0	0
1971	Philadelphia	14	5	41	8.2	0
1972	Philadelphia	14	9	76	8.4	0
1973	Los Angeles	14	2	-8	-4.0	0
1974	Los Angeles	14	1	4	4.0	0
1975	Los Angeles	14	-	-	-	-
1976	Los Angeles	14	1	15	15.0	0
1977	Los Angeles	14	1	6	6.0	0
1978	Patriots	16	1	7	7.0	0
1979	Patriots	16	3	12	4.0	0
1980	Patriots	16	5	37	7.4	0
Totals	13 years	176	31	195	6.3	0

*NFL Leader


OTHER STATS: Rushing: 1969-twice for 10 yds., 1970-once for minus five yds., 1971-five times for 41 yds., 1972-nine times for 76 yds., 1973-twice for minus eight yds., 1974-once for four yds., 1975-none, 1976-once for 15 yds., 1977-once for six yds., 1978-once for seven yds., 1979-three times for 12 yds., 1980-five times for 37 yds.

SINGLE GAME CAREER HIGHS

Receptions: 9 vs. Dallas (9-17-72), 161 yds.
 Receiving Yards: 238 vs. Dallas (10-14-73), 7 receptions
 Longest Reception: 79 vs. NY Giants (10-11-70)
 TD Receptions: 4 vs. Dallas (10-14-73)

JACKSON'S 1000 YARD SEASON — 1979

Date/Opponent	No.	Yds.	AVG.	LG.	TD
9/ 3 Pittsburgh	1	9	9	9	0
9/ 9 NY Jets	3	121	40.3	49t	3
9/16 @Cincinnati	2	76	38.0	59	0
9/23 San Diego	2	33	16.5	18	0
10/ 1 @Green Bay	0	0	0	0	0
10/ 7 Detroit	3	59	19.6	32	0
10/14 @Chicago	4	65	16.2	30	1
10/21 Miami	1	35	35.0	35	0
10/28 @ Baltimore	4	92	23.0	28	0
11/ 4 @Buffalo	4	69	17.2	25	0
11/11 @Denver	1	17	17.0	17	0
11/18 Baltimore	3	50	17.6	33	1
11/25 Buffalo	4	87	21.7	50	0
11/29 @Miami	5	105	21.0	33	1
12/ 9 @NY Jets	3	48	16.0	21	0
12/16 Minnesota	5	147	29.4	43	1
TOTALS	45	1013	22.5	59	7



ROLAND JAMES 38

DB 6-2 189
TENNESSEE 2nd year
DOB: 2-18-58 at Jamestown, OH
HOW ACQUIRED: D-1a, 1980

PRO: In his first year as a pro, Roland won the starting nod at strong safety, starting there for the first ten games . . . in the final six games, he became the Patriots' nickel back . . . on the year, he had 40 initial hits and four assists, while ranking second on the team with four interceptions . . . an exceptional punt returner in college, he continued that trait as the Patriots' top punt returner last year . . . his 331 yards on 33 returns (10.0 avg.) was the second best mark in the AFC and seventh best in the NFL . . . Roland sparked the Patriots on their way to a 34-21 win over the NY Jets (11-2) with a 75 yard punt return for a TD . . . that return tied as the longest in the AFC during 1980 and was only the fourth punt return for a TD in club history . . . noted for his exceptional coverage ability, he can play both safety and corner . . . the first of two Patriot first round picks in 1980, he was the 14th player taken overall and the second DB chosen.

COLLEGE: A consensus All-America for the Vols, he was a four year starter with 288 career tackles . . . had 10 career interceptions, including the third longest in school history, a 90 yard return for a TD against Ole Miss in '78 . . . also had 37 punt returns for 356 yards, including an 89 yard return for a TD vs. Vanderbilt in '79 . . . an outstanding track star, he was clocked at 7.26 in the 60 high hurdles and 13.5 in the 110 high hurdles . . . played in Hula, Senior and Bluebonnet Bowls.

PERSONAL: Married (Camile) . . . returned to Tennessee during the off-season to work towards completion of a degree in Human Services . . . hobbies include music and roller skating . . . raised in the small town of Jamestown, Ohio where his grandfather was the fire chief, one uncle was the mayor, another uncle the assistant police chief and another uncle a detective.

GAMES PLAYED/STARTED: 1980 - 16/10.

Year	No.	INTERCEPTIONS				TD	PUNT RETURNS				
		Yds.	Avg.	LG	No.		FC	Yds.	Avg.	Lg	TD
1980	4	32	8.0	19	0	33	3	331	10.0	75t	1

OTHER STATS: Fumble recoveries: 1980 - 1.



ANDY JOHNSON 32

RB 6-0 204
GEORGIA 7th year
DOB: 10-18-52 at Athens, GA.
HOW ACQUIRED: D-5a, 1974

PRO: For the second time in three years, Andy made a return from a seemingly career ending knee injury to play a vital role in the Patriots' offensive attack . . . after an impressive start in 1979, "A.J." was felled by a left knee injury in the season's fifth game (at Green Bay, 10-1-79) and required surgery that shelved him for the year . . . although he had only eight receptions for 65 yards through the first nine games of the season, A.J. became an important part of the Patriots' passing attack in the last seven games . . . playing in mostly passing situations, he had his best game of 1980 while catching six passes for 60 yards at Houston (11-10) . . . in the ensuing six games, he caught ten passes, including a TD reception against Buffalo (12-14) and two TDs at New Orleans (12-21) . . . those TD receptions were his first since 1976 . . . his late season performance made Andy the Patriots' fifth leading receiver on the year and he was voted as co-winner (along with LB Rod Shoate) as Unsung Hero by the 1776 Fan Club, the second time he won that coveted award . . . after six seasons of play, A.J. ranks sixth on the Patriots' all-time rushing list (489-2016-13 TDs) as only Don Calhoun (third) rates higher on the list among active squad members . . . Andy's 126 career points make him the 12th ranked scorer in club history while his 122 career receptions rates as the 12th best career total in club history . . . after sitting out the entire 1977 season with a damaged right knee, "A.J." returned in '78 to become the Patriots' third leading rusher on the year

with 675 yards on 147 carries for a 4.6 yard rushing averaged and three TDs . . . he also finished as the team's fifth best receiver with 26 receptions for 267 yards . . . in the Patriots' 31-14 playoff loss to Houston (12-31-78), he completed a 24 yard TD pass to Harold Jackson for the Patriots' first score . . . during his six pro seasons, Andy has churned out four 100 yard rushing games, including his career best effort of 127 yards on 14 attempts vs. Tampa Bay (12-12-76) . . . in that game, he also ripped off the longest run of his pro career, a 69 yard jaunt for a TD . . . an intelligent player, he follows his blocks as well as any runner in the league and is a great threat as a pass receiver coming out of the backfield . . . before missing the 1977 season, Andy had played in all 42 games of his first three pro campaigns and he returned in '78 to start in 13 of his 15 appearances . . . Andy had his best year in 1976, accounting for 699 rushing yards, 343 yards in receptions and ten total TDs, second only to team leader Steve Grogan (13) . . . for his outstanding play, he was named "Unsung Hero" by the Patriots 1776 Fan Club in 1976 . . . a gifted athlete, Andy was drafted by the Baltimore Orioles, but chose a grid career and made three starts as a rookie at WR . . . he played the other 11 games of his first year at RB and on special teams . . . midway through the following year, Andy became a regular at RB and finished the year as the Patriots' second best rusher (488 yards) while starting nine games . . . during his Patriot career, he has played both RB and WR, returned punts and kickoffs and attempted passes on the HB option . . . also a capable punter.

COLLEGE: Formerly a quarterback for the Bulldogs, Andy was chosen as the nation's top college sophomore QB by FOOTBALL NEWS in 1971 . . . accounted for 1,979 yards on 431 carries over three year varsity career . . . was second rated rusher in SEC as a soph and registered 78 points on 13 TDs that year.

PERSONAL: Married (Charlotte) . . . father of one daughter, Kristy (7) and one son, Brent (5) . . . active in area charities and serves as spokesman for local Ronald MacDonald House . . . following rehabilitation of his injured knee, he won the singles championship in the 1980 NFLPA Tennis Tournament held in Las Vegas . . . also enjoys playing basketball.

GAMES PLAYED/STARTED: 1974 - 14/3, 1975 - 14/9, 1976 - 14/13, 1977 - 0/0 - injured reserve, 1978 - 15/13, 1979 - 5/5, 1980 - 16/0, Total: 78/43.

Year	G	RUSHING					RECEIVING				
		No.	Yds.	Avg.	LG	TD	No.	Yds.	Avg.	LG	TD
1974	14	2	-4	-2.0	-2	0	8	147	18.4	34	0
1975	14	117	488	4.2	66t	3	26	294	11.3	29	1
1976	14	169	699	4.1	69t	6	29	343	11.3	53	4
1978	15	147	675	4.6	52	3	26	267	10.3	31	0
1979	5	43	132	3.1	15	1	9	68	7.6	11	0
1980	15	11	26	2.4	11	0	24	259	10.8	22	3
Totals	77	489	2016	4.1	69t	13	122	1378	11.3	53	8


Single Game Career Highs

Most Carries—27, vs. Baltimore (9-18-78)
 Most Yd. Rsh.—127, at Tampa Bay(12-12-76)
 Long. Run—69 (TD), at Tampa Bay(12-12-76)
 Most Receptions—7, vs. Miami(9-19-76)
 Most Yds. Rec.—103, at Baltimore(12-21-75)
 Long. Reception—53, vs. Baltimore(9-12-76)

100 Yard Rushing Games

1975 — vs. Baltimore (10-19) 18-124-2 (66t)
 vs. San Francisco (10-26) 21-103-0 (14)
 1976 — at Tampa Bay (12-12) 14-127-2 (69t)
 1978 — vs. Baltimore (9-18) 27-109-1 (12)

OTHER STATS: Passing: 1976-zero for two, 1978-zero for two; Punt Returns: 1974-3 FC, 1975-six for 74 yards and four FC; Kickoff returns: 1974-15 for 303 yards, 1975-10 for 188 yards; Fumbles: 1975-4, 1976-5, 1978-4. Fumble Recoveries: 1974 - 1, 1978 - 2.



SHELBY JORDAN 74

OT 6-7 260
 WASHINGTON (MO) 6th year
 DOB: 1-23-52 at St. Louis.
 HOW ACQUIRED: FA, 1974

PRO: One of the squad's most improved players, Shelby is becoming one of the finest tackles in the NFL . . . playing against the likes of Jack Youngblood, Kim Bokamper, Jacob Green and Fred Cook, he has been an important blocker in the Patriots' off tackle and outside running game


... since winning the starting role at right tackle in 1978, Shelby has started 45 of 48 games over the last three seasons ... his only missed starts came late in the '79 season after a knee injury at Denver (11-11-79) ... after missing the next two games against Baltimore (11-18) and Buffalo (11-25), he returned for duty in the fourth quarter vs. Miami (11-29) and started the final two games of the season ... having missed the 1976 campaign, he returned in 1977 to start 10 games, three at left tackle and seven at the right tackle position ... started 14 games at right tackle in 1975 in place of the injured Tom Neville ... a 7th round choice by Houston in 1973, he had a tough pro grid start ... first he was placed on Oilers' taxi squad, then the injured reserve list and was finally waived ... joined the Patriots as free agent on 4-2-74 ... was impressive in '74 training camp but an injury sidelined him for the entire regular season.

COLLEGE: Small College All-America at Washington University in St. Louis ... played as DT his first three seasons before switching to LB ... first player ever from Washington U. (MO) to be drafted in NFL.

PERSONAL: Married (Donzella) and father of one son, Shelby II (2) ... both he and his wife are pursuing MBA degrees at Bryant College (RI), summer training home of the Patriots ... active in speakers bureau for United Way and various civic groups ... hobbies include racquetball and cycling ... along with Don Hasselbeck, lays claim to being tallest on Patriots' squad at 6-7 ... youngest in family of seven children ... owns Gladstone Springs Bottled Water Co. in Narragansett, RI.

GAMES PLAYED/STARTED: 1974 - 0/0, 1975 - 14/14, 1976 - 0/0, 1977 - 10/3, 1978 - 16/16, 1979 - 14/13, 1980 - 16/16, Total: 70/62.

STATS: Fumble recoveries: 1975-two for 12 yards, 1979-1.



STEVE KING 52

OLB 6-4 230

TULSA 9th year

DOB: 6-10-51 at Quinton, OK

HOW ACQUIRED: FA, 1973

PRO: Steve provided fine special teams play for the Patriots in 1980 ... he also provided backup depth at the outside linebacker post behind both Rod Shoate and Mike Hawkins ... on 10/26/80 at Buffalo Steve played in his 100th game as a Patriot ... he is now one of seven Patriot players on the active roster to have played 100 games in a Patriot uniform ... Steve played in all 16 games in '80 and was credited with 23 tackles and 10 assists ... his most productive day in '80 was in the regular season finale at New Orleans (12/21) when he recorded 4 tackles and 3 assists in a Patriot 38-27 victory ... in '77 and '78, he started four and six games, respectively, at the OLB spot ... a leader on the special tams, Steve started the first seven games of the '76 season before missing three games with an injury ... he returned to play in the final three games that year ... started at OLB in '74 after Patriots shifted to 3-4 defensive alignment ... signed as a free agent on 4-23-73 and played primarily on special teams his first year in the NFL.

COLLEGE: Three year performer at both DE and LB for the Golden Hurricane ... best game came when he made 20 tackles his junior year against Louisville.


PERSONAL: Married (Cathy) and father of one son Tyler, (1) ... completed his degree in Physical Education at Tulsa in 1976 ... enjoys working with the Special Olympics ... also active with Steve Nelson in fund raising projects for the Wrentham State School ... works with NFLPA's Unions for Youth ... likes to fish in his spare time.

GAMES PLAYED/STARTED: 1973 - 7/0, 1974 - 14/14, 1975 - 14/8, 1976 - 11/7, 1977 - 14/4, 1978 - 16/6, 1979 - 16/0, 1980 - 16/0, Total: 108/39.

STATS: Interceptions: 1974 - one for 9 yds. at N.Y. Jets, 10-13.

DID YOU KNOW????

When the St. Louis Cardinals play the Patriots at Foxboro on November 29th, it will be their first appearance ever at Schaefer Stadium.



BILL LENKAITIS 67

OC 6-4 255
PENN STATE 14th year
DOB: 6-30-46 at Cleveland, OH
HOW ACQUIRED: W-San Diego,
1971


PRO: Starting all 16 games of 1980, "Lenk" centered the Patriots' forward wall for the first and third quarters of every game while sharing the position with Pete Brock . . . "Lenk" will enter the 1981 season with a 76 consecutive game starting streak, the longest such streak among the active Patriot squad . . . one of the Patriots' elder statesmen along with WR Harold Jackson, "Dr. Lenk" has played more games (139) in a Patriots uniform than any other active player . . . having played 29 games with San Diego from 1968-1970, Lenk has 168 pro games under his belt . . . along with John Hannah, was one of only two Patriots' offensive linemen to play all 16 games in 1979 . . . Lenk had a stellar season in 1978 and was the apex in an offensive line that paved the way for the Patriots league record setting performance of 3165 rushing yards for the year . . . Lenk entered the pro ranks as the second round draft choice of the San Diego Chargers in 1968 and recorded a tackle on a kickoff in his first play . . . started at guard for the Chargers in 1970 but was a pre-season cut the following year . . . quickly acquired off the waiver wire by the Patriots and he saw full time duty at guard and part time service at center and on special teams . . . a pre-season cut by the Patriots in 1973, Lenk returned after the second game to replace the injured Jon Morris . . . despite the fact that he had hardly played the position since 1967, he started the last 12 games of the season at center . . . since then, he has played every game at center except the last three of 1975 when he was felled by a knee injury . . . prior to the injury, he started 37 straight games . . . honored by his teammates as the NFL Dodge Man of the Year in 1976 and as the 1776 Fan Club's Unsung Hero in 1974.

COLLEGE: A standout at Penn State, he played for both Rip Engle and Joe Paterno while serving as squad captain as a senior.

PERSONAL: Married (Donna) . . . father of daughters Kristen (8) and Lauren (6) and a son Jamie (2) . . . having earned a dental degree from the Univ. of Tenn-Memphis in 1973-74 off-season, he conducts a practice in Foxboro and is the official team dentist . . . also owns a chain of nine highly successful racquetball clubs with former Patriot Randy Vataha . . . an avid racquetball player himself, Lenk has greatly improved his footwork on the gridiron since taking up the court game . . . served as Honorary Chairman of the Massachusetts Easter Seal Society during the past two years.

GAMES PLAYED/STARTED: 1968 - 6/0, 1969 - 14/9, 1970 - 9/7, 1971 - 14/2, 1972 - 12/4, 1973 - 12/12, 1974 - 14/14, 1975 - 11/11, 1976 - 14/14, 1977 - 14/14, 1978 - 16/16, 1979 - 16/16, 1980 - 16/16, Total: 168/135. Enters 1981 season with 76 consecutive starts, tops on active roster.

STATS: Fumbles: 1975-1, 1977-1. Fumble Recoveries: 1970-1, 1975-2, 1979-1.



BILL MATTHEWS 53

LB 6-2 225
SOUTH DAKOTA STATE 3rd year
DOB: 3-12-56 at Santa Monica, CA
HOW ACQUIRED: D-5, 1978


PRO: Bill is a tough competitor who can play both inside and outside linebacker . . . played in all 16 games during the '80 season . . . saw limited action at the linebacker spot, but was a regular on special teams . . . backs up Steve Nelson at LILB spot . . . chalked up 23 tackles and 9 assists during '80 campaign . . . Bill recorded his first interception as a pro at Buffalo (10-26) when he stole a Joe Ferguson pass and returned it 5 yds. to the Bills' 17 yd. line, which set up a John Smith 32 yd. FG . . . Bill was on the injured reserve list for his entire rookie year (1978) with a neck injury . . . got first and only start of his short pro career vs. Detroit (10-7-79) in a game the Patriots won 24-17 . . . recorded 27½ tackles in 1979.

COLLEGE: Two-time Academic All-American for the Jack Rabbits . . . played TE as freshman, DT as a soph and DE as a junior and senior . . . Dairy Science Major with 3.65 average.

PERSONAL: Single . . . hails from Wessington, S.D. (pop. 350) . . . spent last off season in Foxboro . . . involved in charity work . . . enjoys both snow and water skiing.

GAMES PLAYED/STARTED: 1978 - 0/0 - injured reserve, 1979 - 16/1, 1980 - 16/0, Total: 32/1.

STATS: Interceptions: 1980 - one for 5 yds. at Buffalo, 10-26.



DOUG McDOUGALD 70

DE 6-5 271

VPI 2nd year

DOB: 2-6-57 at Fayetteville, NC


HOW ACQUIRED: D-5, 1980

PRO: Rookie season saw Doug on the injured reserve list for 8 games . . . McDougald was put on injured reserve 9-29 after suffering an ankle injury during a practice session and was reactivated 11-21 . . . was active for and played in 8 games during '80 season . . . chalked up 2 tackles, 1/2 sack for - 4½ yds. and 1 QB pressure during '80 . . . will report to Patriots' training camp as a key candidate for a spot on the defensive line . . . Doug was the second straight defensive lineman chosen by the Patriots in the 1980 draft (Steve McMichael, D-3) . . . taken in the 5th round, he was the 126th player selected.

COLLEGE: Made 210 career tackles . . . missed five games as a senior with deep thigh bruise . . . made All-South Independent Team as a junior and played in both the '79 Blue-Gray Game and '80 East-West Shrine Game . . . three year starter.

PERSONAL: Single . . . Physical Education and Recreation major . . . would like to coach after playing career is over . . . one of seven children, he has five sisters.

GAMES PLAYED/STARTED: 1980 - 8/0.



TONY McGEE 78

DE 6-4 250

BISHOP (TX) 11th year

DOB: 1-18-49 at Battle Creek, MI

HOW ACQUIRED: T-Chicago, 1974

PRO: For the sixth straight year, Tony led the Patriots in QB sacks while sharing the team lead in that department with DE Julius Adams in 1980 . . . nicknamed "Mac the Sack", he recorded 8½ sacks for 62 yards in losses to bring his career sack total to 87 . . . since becoming a Patriot seven years ago, he has dropped opposing QBs 70 times . . . while playing primarily as a DR (designated rusher) in passing situations, he also led the Patriots with 19 QB pressures in '80 . . . when the Patriots devastated the Bills with eight QB sacks on 12-14, Tony led the sack attack with 2½ while adding six tackles and three QB pressures . . . in '79 he matched his '78 sack total of 11½ and notched 35 tackles . . . he also tied Mel Lunsford in the QB pressures (22) . . . his most productive game of 1979 was in the season opener vs. Pittsburgh (9/3) when he made 5 tackles 1½ sacks and 1 QB pressure . . . also had 3½ sacks in two meetings of 1979 with Buffalo . . . his outstanding play in 1977 earned him the coveted Jim Lee Hunt Memorial Award, an honor voted upon by the Patriots' coaches for most outstanding line play . . . joined the Patriots in a pre-season 1974 trade from Chicago in exchange for the Patriots eighth choice in '75 and third choice in '76 . . . originally the Bears' third round draft choice in 1971, he played in 42 consecutive games for the Windy City club at both DT and DE before the trade . . . in his first year as a Patriot, he turned in 4½ sacks, while accounting for 6½ in '75, 12½ in '76 and 13½ more in '77.


COLLEGE: Tony played for two seasons at the University of Wyoming before transferring to Bishop College in Texas.

PERSONAL: Married (Novenna) . . . father of two sons, David and Soloman, and a daughter, Shayla . . . one of the most affable members

of the squad, he is popular on the speaking circuit . . . spent the off-season working at the Massachusetts State House coordinating youth programs . . . in addition, he was active with Professional Athletes Outreach (PAO) and Sports World Ministries . . . while involved with the latter, he made numerous weekend speaking tours to youth groups in the Southeast . . . helps conduct the popular New England Youth Football Camp which he helped found with Ray Hamilton and Leon Gray . . . active in numerous charitable activities, he was the recipient of the Frito Lay Community Service Award following the past two seasons . . . also was feted at the White House for his efforts in federally funded youth employment programs.

GAMES PLAYED/STARTED: 1971 - 14/4, 1972 - 14/14, 1973 - 14/14, 1974 - 14/1, 1975 - 13/10, 1976 - 14/14, 1977 - 14/1, 1978 - 16/0, 1979 - 16/2, 1980 - 16/0, Total: 145/60.

STATS: Fumble Recoveries: 1971-3, 1973-4, 1977-1, 1978-1.



LARRY McGREW 50

OLB 6-4 231

USC 2nd year

DOB: 7-23-57 at Berkeley, CA


HOW ACQUIRED: D-2, 1980

PRO: In his first pro campaign, Larry was active for 15 games and played in 11 for the Patriots . . . was placed on injured reserve 12-19 for the remainder of the '80 season with a right elbow injury sustained against the Dolphins at the Orange Bowl (12-8) . . . during '80 he backed up Rod Shoate at the ROLB spot . . . saw limited action at the linebacker spot . . . played on special teams . . . during his rookie year, McGrew recorded 17 tackles, 6 assists, 1 sack for -10 yds. and 1 pass deflection . . . "we hope to utilize McGrew more than we did last season since he is healed from the leg and elbow that slowed him down in '80," commented Head Coach Ron Erhardt . . . considered by the Patriots to be one of the top linebacking prospects in the '80 draft, Larry was selected in the 2nd round and was the 45th player chosen overall and the 6th linebacker taken.

COLLEGE: USC coaches voted him as defensive MVP in '79 . . . made 138 tackles in three years . . . started in two Rose Bowl games, made six tackles in 17-10 win over Michigan in '79 and five tackles in 17-16 win over Ohio State in '80 . . . career high of 10 tackles came against Notre Dame as a junior . . . played in '80 Japan Bowl . . . spent frosh year at Contra Costa Junior College.

PERSONAL: Married (Elaine) . . . graduated in Spring, 1980 with degree in Speech Communications . . . during off season went back to USC to take additional courses . . . enjoys basketball, bike riding and coaching Little League Baseball.

GAMES PLAYED/STARTED: 1980 - 11/0.



STEVE McMICHAEL 66

NT 6-1 245

TEXAS (Austin) 2nd year

DOB: 10-17-57 at Freer, TX

HOW ACQUIRED: D-3, 1980


PRO: During his rookie year, McMichael was active for 9 games and played in 6 . . . he recorded 3 tackles and 2 assists on the year . . . saw limited action in '80 . . . McMichael was put on the injured reserve list 11/3 with a back injury and did not return to action in '80 . . . one of a group of young defensive linemen reporting to training camp, McMichael will be vying for a spot on the Patriots' defensive line . . . many scouts felt he was one of the country's most productive defensive lineman after a stellar career with the Longhorns . . . selected in the 3rd round of the 1980 draft, he was the 72nd player chosen and was the first defensive lineman drafted by the Patriots above the sixth round since Pete Cusick (D-3, 1975).

COLLEGE: Selected to eight All-America squads . . . recorded 372 tackles and 30 sacks over four years, including a team leading 142 stops as a junior . . . was Longhorns' second leading tackler as a senior with

138 tackles . . . defensive MVP in '80 Hula Bowl where he made 14 tackles . . . chosen to the AP All-America Strength Team and was a finalist in both the '79 Outland Trophy and '80 Lombardi Award balloting . . . had 13 tackles (9 solos) and two QB sacks in Longhorns' 16-7 win over Oklahoma (1979) . . . during sophomore year he booted 8 of 10 PATs and 2 of 3 FGs when Russell Erxleben (Saints) was hurt.

PERSONAL: Single . . . Physical Education major . . . likes to fish but calls rattlesnake hunting his favorite pasttime.

GAMES PLAYED/STARTED: 6/0.



STANLEY MORGAN 86

WR 5-11 180

TENNESSEE 5th year

DOB: 2-17-55 at Easley, SC

HOW ACQUIRED: D-1b, 1977

PRO: Feared throughout the NFL for his excellent speed and deep pass catching ability, Stanley made his second consecutive Pro Bowl appearance last season . . . topped the Patriots' receiving chart for the first time last year, as he hauled in 45 passes for 991 yards and six TDs . . . his 991 yards were only nine yards short of a second consecutive 1,000 yard season, but ranked as the ninth best yardage total in the NFL . . . only Theo Bell of Pittsburgh (25.8 avg.) bettered his 22.0 yard per catch average in '80 . . . Stanley had five TD receptions in the season's first four games, including two at Seattle on 9-21 (68 and 40 yards) and the game winner the following week vs. Denver on 9-29 (45 yards) . . . his longest reception of '80 was a 71 yard completion from Steve Grogan at San Francisco (11-30) that setup a TD . . . owner of the best career reception yardage average mark (22.6) in club history, Stanley ranks eighth on the Patriots' all-time scoring list with 162 career points . . . TE Russ Francis (5th) is the only active Patriot who ranks higher than Stanley on the Patriots' all-time reception list . . . Stanley ranks ninth with 144 career catches . . . with 100 yard receiving games against Cleveland (102 yards on 9-7), Seattle (108 yards on 9-21) and San Francisco (142 yards on 11-30), he now has 11 such performances in his four year career, tops in club history . . . although he did not return any punts in '80, he still ranks as the third best punt returner in Patriot history with 77 returns for 844 yards and a 10.7 career average . . . scored the lone AFC TD on a nine yard reception in a 21-7 loss to the NFC in the 1981 Pro Bowl . . . in his last six games against Baltimore, he has caught 21 passes for 507 yards and five TDs (75, 62, 56, 27 and 25 yards) . . . in only his third pro campaign, he joined Harold Jackson in becoming one of the first Patriots ever to have over 1,000 yards receiving in a season . . . he did so by catching 44 passes for 1,002 yards and 12 TDs . . . during '79, he finished tops in the NFL with most TD receptions (12) and highest reception yardage average (22.8) while finishing 12th in reception yardage (1,002 yards) . . . in the Patriots' 50-21 thumping of the Colts at Foxboro (11/18/79), Stanley returned a punt 80 yards for a score, only the third time that feat had been accomplished in club history . . . set a club record in 1979 for highest reception yardage average in a season (22.8 yards) while tying Steve Grogan's club record of 13 TDs in a season set in 1976 . . . in sophomore pro campaign, Stanley led the team in reception yardage (820) and was the team's top punt returner (32 for 335 yards, 10.5 avg.) . . . stellar rookie year included ranking second on team reception list (21), tops among Patriot receivers with 21.1 yard reception average and tops in punt returns (16 for 220 yards, 13.8 avg.) . . . his 13.8 yard punt return average was second best in AFC in '77 . . . named to the PFW all-rookie team and tabbed Rookie of the Year by the 1776 Fan Club in 1977 . . . the 25th player selected in the 1977 draft, Stanley joined Ray Clayborn (16th) as one of two Patriot first round selections that year.

COLLEGE: Received countless awards after four year career with the Volunteers . . . played three different positions — WR, RB and WB . . . accounted for 4,713 yards while a collegian, averaging 9.2 yards every time he touched the ball.

PERSONAL: Married (Rholedia) . . . father of two daughters, Sanitra Nikole (5) and Monique (1) . . . received a B.S. in Education from Tennessee in 1979 . . . has spent the past three off-seasons working for Industrial National Bank of Providence in municipal bond management . . . a standout performer on the Patriots' off-season basketball team.

GAMES PLAYED/STARTED: 1977 - 14/14, 1978 - 16/16, 1979 - 16/16,

1980 - 16/16, Total: 62/62. Enters 1981 season with 62 consecutive starts.

Year	G	RECEIVING					TD	No.	PUNT RETURNS				TD
		No.	Yds.	Avg.	Lg.	No.			FC	Yds.	Avg.	Lg.	
1977	14	21	443	21.3	64t	3	16	2	220	13.8	53	0	
1978	16	34	820	24.1	64t	3	32	5	335	10.5	48	0	
1979	16	44	1002	22.8	63t	12*	29	21	289	10.0	80t	1	
1980	16	45	991	22.0	71	6	-	-	-	-	-	-	
Totals	62	144	3256	22.6	75t	26	77	28	844	11.0	80t	1	

*NFL Leader

OTHER STATS: Rushing: 1977-one for 10 yards, 1978-two for 11 yds., 1979-seven for 39 yds., 1980-four for 36 yds. Kickoff returns: 1979-one for 12 yds. Fumbles: 1978 - 6, 1979 - 1. Fumble recoveries: 1980 - 1.

Single Game Career Highs


Most receptions — 6, at NY Jets (12-9-79)
 Most Yds. receiving — 170,
 at Baltimore (11-26-78)
 Longest Reception — 75 (TD),
 at Baltimore (11-26-78)
 Most TD receptions — 2 (Five times), vs
 NY Jets (9-9-79), at Balt. (10-28-79),
 at Buff. (11-4-79), at NY Jets (12-9-79),
 at Seattle (9-21-80).

100 Yard Receiving Games

1978—vs. Baltimore (9-18) 3-125-1 (62t)
 vs. Phil. (10-8) 3-104-1 (58t)
 at Baltimore (11-26) 5-170-1 (75t)
 1979—vs. NY Jets (9-9) 3-102-2
 at Baltimore (10-28) 5-151-2 (56t)
 at Buffalo (11-4) 5-158-2 (63t)
 at Miami (11-29) 5-124-1 (38t)
 at NY Jets (12-9) 6-129-2 (48t)
 1980—vs. Cleveland (9-7) 3-102-1 (67t)
 at Seattle (9-21) 2-108-2 (68t)
 at San Francisco (11-30) 4-142-0

MORGAN'S 1000 YD. SEASON—1979

Date/Opp	No.	Yds.	Avg	Lg	TDs
9/ 3 Pittsburgh	1	33	33	33t	0
9/ 9 NY Jets	3	102	34	50t	2
9/16 @Cincinnati	2	54	18.0	27	1
9/23 San Diego	0	0	0	0	0
10/ 1 @Green Bay	4	63	15.7	35	0
10/ 7 Detroit	1	22	22.0	22	0
10/14 @Chicago	4	43	10.7	14	1
10/21 Miami	2	53	26.5	41	0
10/28 @Baltimore	5	151	30.2	56t	2
11/ 4 @Buffalo	5	158	31.6	63t	2
11/11 @Denver	0	0	0	0	0
11/18 Baltimore	1	25	25.0	25	1
11/25 Buffalo	1	16	16.0	16	0
11/29 @Miami	5	124	24.8	38t	1
12/ 9 @NY Jets	6	129	21.5	48t	2
12/16 Minnesota	3	29	9.8	16	0
Totals	44	1002	22.8	63t	12



STEVE NELSON 57

LB 6-2 230
 NORTH DAKOTA STATE 8th year
 DOB: 4-26-51 at Farmington, MN
 HOW ACQUIRED: D-2b, 1974

PRO: After seven outstanding seasons, Steve was finally voted into the Pro Bowl last year . . . leading the Patriots for the third straight year in tackles, he made 116 initial hits and recorded 70 assists for a total of 186 stops . . . that was an average of 11.6 tackles per game over 16 weeks . . . in the fifth game of the year, "Nellie" blocked a FG attempt against the Jets (10-5) that was returned 65 yards by Mike Haynes for a TD . . . he had three interceptions in '80 that setup two scores and prevented another . . . against Miami (10-12) he stole one pass to setup a Patriot TD and repeated that feat against LA (11-16) . . . in a 47-21 romp over Baltimore (11-23), he intercepted a Bert Jones' pass at the five yard line to prevent a Colt score . . . with 13 career interceptions, he ranks 12th on the Patriots' all-time career interception list . . . always around the ball, "Nellie" had ten initial hits and seven assists at Seattle (9-21) and ten initial hits and eight assists against LA (11-16) in his most productive games of '80 . . . the Patriots' leading tackler in 1979 with 134 stops, he greatly outdistanced Tim Fox (70) who finished as runnerup on the Patriots' tackle chart . . . he preserved a Patriot 27-21 win over San Diego on 9-23-79 when he intercepted a Dan Fouts pass at the goalline with just 1:30 remaining to be played . . . after making 33 tackles in the

first four games of 1979, he suffered a concussion vs. Green Bay (10/1) that seemingly ended his activity for the year, but he returned two weeks later to start the last ten games of the year, averaging ten tackles per game . . . he also added two sacks in 1979 . . . his top tackle performance came in the season finale vs. Minnesota (12/16) when he made 12 tackles . . . his team leading 98 tackles and four fumble recoveries earned him second team AP all-pro honors in 1978 . . . started first 14 games of the year but knee injury vs. Dallas (12/3) sidelined him for final two games of '78 campaign . . . 1977 was a banner year as he had 97 tackles and 4 sacks, while earning all-pro honors with the NY POST and Unsung Hero Award with 1776 Fan Club . . . started first ten games of 1976, but a dislocated kneecap suffered vs. Baltimore (11/14) held him out of last four games . . . returned to play in playoff game vs. Oakland . . . led team with 142 tackles while starting every game of '75 . . . named Patriots' MVP and NEA Third Award recipient . . . started 11 games as a rookie.


COLLEGE: Played his college ball at North Dakota State under then head coach Ron Erhardt . . . played both OLB and DE . . . served as team captain in 1973 and was team MVP in both '72 and '73.

PERSONAL: Married (Maria) . . . father of three daughters, Cam (5), Casey (3) and Caitlin (1) . . . very active in fundraising events for the Wrentham State School, a home for the mentally handicapped . . . has served as co-chairman of a celebrity golf tournament to benefit the school over the past two years, raising upwards of \$10,000 each year . . . enjoys outdoor activities including woodcutting, fishing and watching birds . . . would like to pursue a football coaching career someday.

GAMES PLAYED/STARTED: 1974 - 11/9, 1975 - 14/14, 1976 - 10/10, 1977 - 13/13, 1978 - 14/14, 1979 - 15/15, 1980 - 16/16, Totals: 93/91.

Year	G	INTERCEPTIONS				
		No.	Yds.	Avg.	LG	TD
1974	11	-	-	-	-	-
1975	14	2	8	4.0	4	0
1976	10	2	32	16.0	34	0
1977	13	-	-	-	-	-
1978	14	5	104	20.8	37	0
1979	15	1	18	18.0	18	0
1980	16	3	37	12.3	33	0
Totals	93	13	199	15.3	37	0

OTHER STATS: Fumble recoveries: 1974 - 1, 1976 - 3, 1977 - 1, 1978 - 4, 1979 - 1, 1980 - 1.



TOM OWEN 17

QB 6-1 194
 WICHITA STATE 8th year
 DOB: 9-1-52 at Shreveport, La.
 HOW ACQUIRED: T-S.F., 1976

PRO: Missing training camp because of a contract problem, Tom signed with the Patriots on 10-20 and was activated on 11-3 after missing the first nine games of the season . . . with Steve Grogan and Matt Cavanaugh well entrenched at the QB spot, "T.O." did not see any action . . . in 1979, he played in five games, more than in his other four seasons with the Patriots . . . with the Patriots trailing Detroit 17-14 on 10-7-79, he stepped in to guide the Patriots to ten fourth quarter points and a 24-17 Patriot victory . . . also stepped in for Grogan against Denver (11-11-79) when the starter was felled early with a concussion . . . had his busiest day as a Patriot against Broncos, completing 9 of 17 passes for 62 yards before also suffering a concussion, forcing Grogan to return to the lineup . . . since coming to the Patriots with four draft choices from San Francisco in a trade for Jim Plunkett (4-5-76) has seen limited action behind Grogan . . . ironically, he was a schoolboy rival of Grogan, having directed Turner High (Kansas City) against Grogan and his Ottawa, Kansas eleven . . . he played in two games for Patriots in '76 and was active for entire '77 campaign but did not call a play . . . after 30 game non-playing streak, he helped direct Patriots to record breaking 55-14 win over NY Jets (10-29-78) . . . although a 13th round choice of San Francisco in 1974, Tom emerged as 49er's top QB in second half of the season, leading the club to wins in four of their last five games of the year . . . started seven games as a rookie.

COLLEGE: A three year starter at QB for the Shockers . . . did not make travel squad when tragic air crash wiped out most of school's football squad.

PERSONAL: Married (Patti) . . . father of one son, Ryan (1) . . . spent off-season at home in Kansas.

GAMES PLAYED/STARTED: 1974 - 10/7, 1975 - 4/0, 1976 - 2/0, 1977 - 0/0, 1978 - 2/0, 1979 - 6/0, 1980 - 0/0, Totals: 24/7.


PASSING

(San Fran. 1974-75, Patriots 1976-80)

Year	G	Att	Comp	Yds	Pct	Int	TD	LG	Rating
1974	10	184	88	1327	47.8	15	10	68t	55.8
1975	4	51	24	318	47.1	2	1	24	57.3
1976	2	5	1	7	20.0	0	0	7	—
1977	0	0	0	0	0.0	0	0	0	—
1978	2	26	15	182	57.7	2	0	23	47.3
1979	6	47	27	248	57.4	3	2	32	59.6
1980	0	-	-	-	-	-	-	-	-
Totals	24	313	155	2082	49.5	22	13	68t	

*1974 '75 - Games started.

OTHER STATS: Rushing: 1974 - sixteen for 36 yds. and one TD, 1975 - one for 1 yd., 1979 - two for - 1 yd. Fumbles: 1974 - 4, 1975 - 1, 1979 - 1. Fumble recoveries: 1974 - 1, 1975 - 1.



CARLOS PENNYWELL 88

WR 6-2 180
GRAMBLING 4th year
DOB: 3-18-56 at Crowley, LA.
HOW ACQUIRED: D-3, 1978

PRO: With two of the NFL's top receivers, Harold Jackson and Stanley Morgan playing ahead of him, Carlos finds a tough time getting action . . . was active for all 16 regular season games in '80 and played in 11 . . . had 4 receptions for 31 yds. and caught a 9 yd. TD pass from QB Matt Cavanaugh vs. Baltimore 11-23-80 . . . spent most of his rookie year as a special teams player and was hoping to get more playing time at the WR position before a heel injury in the third week of practice felled him . . . during his second year he was placed on injured reserve (9-21-79) before fourth game of the year vs. San Diego . . . reactivated for 14th game at Miami (11-29-79) and caught a 13 yard TD pass on final play of the game from Steve Grogan . . . Receiver Coach Ray Berry feels "Carlos can be a John Stallworth type player if he can get the playing time and become a regular."

COLLEGE: Comes from the school that produces many a player for the NFL, Grambling . . . teamed with Tampa Bay QB Doug Williams to make Tigers the nation's second ranked passing offense . . . member of the same Grambling receiver corps as Sammy White (Vikings) and Dwight Scales (Giants) . . . the 4.4 speedster had over 200 college offers as a prepster.

PERSONAL: Married (Janice) . . . earned nickname "Chilly" for remaining cool under pressure situations . . . counts Jazz, tennis, horseback riding and fishing as hobbies . . . his dad Clifford coached both Carlos and his cousin Robert Pennywell (Falcons) as prepsters . . . also coached Robert Parish (Boston Celtics) in high school.

GAMES PLAYED/STARTED: 1978 - 16/0, 1979 - 6/0, 1980 - 11/0, Total: 33/0.


RECEIVING

Year	G.	No.	Yds.	Avg.	Lg.	TD
1978	16	1	28	28.0	28	0
1979	6	4	35	8.8	13t	1
1980	11	4	31	7.8	16	1
Totals	33	9	94	10.4	28	2

OTHER STATS: Kickoff returns: 1980 - one for 0 yds.

DID YOU KNOW????

When the Patriots open their 1981 preseason against the Raiders on August 22nd, it will be the 100th game played at Schaefer Stadium.



GARRY PUETZ 77

OT 6-4 255
VALPARAISO 9th year
DOB: 3-14-52 at Elmhurst, IL.
HOW ACQUIRED: FA, 1979


PRO: Going into his 9th year as a pro, Garry has been a solid backup performer for the Patriots during the '80 season and for five games in '79 . . . active for and played in all 16 regular season games in '80 . . . got his only start of '80 season at Seattle (9-21) for the then injured Dwight Wheeler . . . Garry came to the rescue late in '79 when Patriot tackles Shelby Jordan and Dwight Wheeler suffered injuries . . . signed on a Thursday (11-15-79), got starting nod on Saturday and held DE Fred Cook to one tackle in Patriots big 50-21 win over Baltimore (11-18-79) . . . won game ball for his efforts . . . started next two games before Jordan returned to action . . . originally drafted in 12th round of 1973 NFL draft by NY Jets, he played 56 consecutive games for them, started as rookie ahead of veteran Dave Herman but broken bone in foot put him on inactive list seven of last nine games . . . waived after six games in '78, claimed by Tampa Bay where he played ten games, starting final eight games (six at RG and two at RT) . . . active for three games with Philadelphia at start of '79 season and signed as FA by Patriots on 11-15-79.

COLLEGE: Two-time College Division All-America . . . outstanding place kicker who made 10 of 13 FG attempts as senior (16 of 22 in career) . . . 34 of 37 in PAT attempts over two years . . . two-time letter winner as first baseman.

PERSONAL: Married (Cindy) . . . spends off-season working for a garden nursery landscaping and dealing in Real Estate . . . enjoys racquetball and golf . . . would like to become a small college football coach . . . named pronounced "pets" . . . wife's sister Kay is married to NY Jets' center Joe Fields.

GAMES PLAYED/STARTED: 1973 - 7/4, 1974 - 14/14, 1975 - 14/14, 1976 - 14/14, 1977 - 14/14, 1978 - 16/8, 1979 - 7/3, 1980 - 16/1, Total: 102/72.

STATS: Fumble recoveries: 1975 - 2.



RICK SANFORD 25

DB 6-1 192
SOUTH CAROLINA 3rd year
DOB: 1-9-57 at Rock Hill, S.C.
HOW ACQUIRED: D-1, 1979

PRO: In both seasons as a pro gridder, Rick has exhibited his athletic diversity in starting at both corner and strong safety . . . before Mike Haynes ended his contract holdout, Rick started the first four games of 1980 in his place at RCB . . . after playing the next six games as the Patriots' fifth back, he won the starting role at SS for the final six games . . . while shifting around the secondary, he turned in 45 initial hits and six assists . . . for the second year in a row, he proved that he is a productive special teams member by scoring a TD . . . against Baltimore on 11-23, he returned a fumbled kickoff return for 22 yards and six points . . . only one year earlier (11-18-79) against the same team, he became the first Patriot in ten years (Roland Moss vs. Buffalo, 11-14-71), to take a blocked punt back for a TD . . . he accomplished the feat by blocking Bucky Dilt's punt and rambling eight yards for the score . . . had a sack on a safety blitz vs. Baltimore (11-23-80) . . . as the 25th player taken in the '79 draft, he found himself shoring up the injured Patriots' secondary in making four starts . . . he started one game in place on the injured Haynes at RCB while starting three more at SS . . . he was the Patriots' second leading KO returner in 1979 behind fellow rookie Allan Clark, returning 10 kickoffs for 179 yards . . . in the Patriots' 26-6 win at Buffalo (11-4-79), Rick took a lateral from Rod Shoate after Shoate intercepted a Joe Ferguson pass and he returned it 27 yards to help set up the Patriots' go ahead FG . . . in the Patriots-Bills rematch (11-25-79), he recorded his first pro interception, returning the stolen aerial 12 yards . . . on the year, he had 28 tackles . . . a good all around athlete,

Rick has the ability to play both corner and safety, but is expected to be a top contender for the starting SS role this season.

COLLEGE: Rick had been the highest NFL draft pick in school history since Alex Hawkins (2nd round-1959) until George Rogers was the first player taken in the 1981 NFL Draft . . . was the top DB taken in 1979 draft . . . a consensus All-America, he was a three year starter for the Gamecocks, and turned in 112 career tackles . . . had nine career interceptions for 112 yards.


PERSONAL: Single . . . received a B.S. in Physical Education from South Carolina in 1980 and spends the off-season there working on a Masters in Education . . . a versatile athlete, he enjoys racquetball, tennis, basketball and golf . . . was South Carolina H.S. Athlete of the Year in 1975 . . . until he turned pro, Rick's parents never missed one of his athletic contests . . . they still travel to three or four Patriot home games each season.

GAMES PLAYED/STARTED: 1979 - 16/4, 1980 - 16/10, Total: 32/14.

Year	G	INTERCEPTIONS					KICKOFF RETURNS				
		No.	Yds.	Avg.	Lg.	TD	No.	Yds.	Avg.	Lg.	TD
1979	16	1	39*	39.0	12	0	10	179	17.9	23	0
1980	16	1	0	0.0	0	0	-	-	-	-	-
Total	32	2	39	19.5	12	0	10	179	17.9	23	0

* returned lateral after Shoate interception for 27 yards.

OTHER STATS: Blocked punts: 1979 - one and returned it 8 yds. (TD) vs. Baltimore, 11-18. Punt returns: 1979 - one for 1 yd. Fumble recoveries: 1979 - 2, 1980 - 2, (one for 22 yds. (TD) vs. Baltimore, 11-23).



STEVE SCHINDLER 68


OG 6-3 250
 BOSTON COLLEGE 3rd year
 DOB: 7-24-54 at Caldwell, NJ
 HOW ACQUIRED: FA, 1980

PRO: Steve missed the entire '80 season with a tendon injury in his left knee that he sustained in training camp . . . he was placed on injured reserve for the entire year on 8-14-80 . . . a promising young lineman who was originally drafted by the Denver Broncos in the first round of the 1977 draft (18th player overall), Steve did not play football in 1979 in an effort to recover from a painful left elbow injury . . . operations in January and November of 1979 have seemingly corrected the problem . . . signed as a FA by the Patriots (5-5-80) . . . had been waived by Broncos in '79 training camp (8-21) . . . as a rookie, Steve appeared in all 14 games and had one start . . . in 1978, Steve tore an abdominal muscle but saw action in 14 of 16 games, starting in three . . . the muscle tear was surgically repaired in the off-season but he developed elbow problems later . . . has good speed and strength and is an intense player . . . has bench pressed 425 pounds.

COLLEGE: A consensus All-America for the Eagles, Steve was the first of seven Boston College players selected in the '77 draft.

PERSONAL: Single . . . resides in Denver . . . graduated from Boston College with a B.S. in Marketing and holds a real estate license.

GAMES PLAYED/STARTED: 1977 - 14/1, 1978 - 14/3, 1980 - 0/0 - injured reserve, Total:— 28/4.



ROD SHOATE 56

OLB 6-1 210
 OKLAHOMA 6th year
 DOB: 4-26-53 at Spiro, OK
 HOW ACQUIRED: D-2, 1975

PRO: Starting at ROLB for the fourth straight season, Rod established himself as one of the best outside linebackers in the NFL . . . although only 210 lbs., he is a strong, quick and productive player and his 71 initial hits and 32 assists as the Patriots' second leading tackler in 1980 back that up . . . Rod had the Patriots' only interception return for a TD in '80, stealing a Bert Jones pass and dashing 42 yards for a TD in the

Patriots' 47-21 romp over the Colts (11-23) . . . the top sacker among the linebacking corps in '80, he had five and one half sacks for 38 yards in losses last year . . . started all 16 games in 1980 . . . had an outstanding day in a 24-2 win over Buffalo (12-14) . . . he led the Patriots' defensive charges with five tackles, one sack, one fumble recovery and an interception that set up a field goal . . . Rod started 14 games in 1979, missing only the Cincinnati game on 9-16 (throat infection) and the Baltimore contest on 10-28 (neck) . . . chipped in 47 tackles, 4 sacks, 4 QB pressures and one interception in 1979 with his best performance coming in the Patriots' 50-21 win over Baltimore (11-18) when he recorded 5 tackles and one pass deflection . . . has exceptional quickness and athletic ability . . . played in all 16 games of '78, turning in 48 tackles, 13 QB pressures and five sacks while missing only one start . . . in first full healthy season (1977), he played in all 14 games and started three times . . . can always be counted upon for special teams play and leadership . . . was the 44th player selected in '75 draft and served as Patriots' special teams' captain through first four games until broken leg suffered vs. Cincinnati sidelined him for the season . . . made a great return in '76 pre-season, but leg injury in final exhibition game shelved him for the entire season.


COLLEGE: A perennial All-American selection for three years, Rod played for the Sooners under Barry Switzer.

PERSONAL: Married (Deborah) . . . enjoys working in community activities . . . plays with the Patriots' off-season basketball team . . . likes to ride horses and skeet shooting . . . the second youngest in a family of ten children, Rod learned to drive a tractor at the age of six and helped worked his family's farm in hometown of Spiro.

GAMES PLAYED/STARTED: 1975 - 4/0, 1976 - injured reserve, 1977 - 14/3, 1978 - 16/1, 1979 - 14/14, 1980 - 16/16, Total: 64/34.

Year	G	No.	INTERCEPTIONS		LG	TD
			Yds.	Avg.		
1975	4	-	-	-	-	-
1976	0	-	-	-	-	-
1977	14	-	-	-	-	-
1978	16	-	-	-	-	-
1979	14	1	0	0.0	0	0
1980	16	3	50	16.7	42t	1
Totals	64	4	50	12.5	42t	1

OTHER STATS: Fumble Recoveries: 1978 - 3, 1979 - 1, 1980 - 1.



JOHN SMITH 1

PK 6-0 185
 SOUTHAMPTON (Eng.) 8th year
 DOB: 12-30-48 at Leafield, England
 HOW ACQUIRED: FA, 1974

PRO: Making one of what may be the most remarkable comebacks during the past few NFL campaigns, John returned from a 1978 kicking leg muscle tear to win back to back NFL scoring titles the past two years . . . several Patriot kicking records, formerly held by Special Teams Coach Gino Cappelletti, fell as John ripped off 129 points in 1980, the best individual point total since O.J. Simpson's 138 points in 1975 . . . hitting on all 51 PAT attempts, he set the club marks for PATs made and attempted in a season . . . his 26 FGs (on 34 attempts) were also a new club mark while his 129 points were the most ever by a kicker in club history . . . having now made 105 of his 153 career FG attempts, John's 68.6% career FG success rate is the best in NFL history . . . he has also scored in 76 consecutive games . . . the only time he has been blanked in his 91 games as a Patriot, the Patriots were shutout 7-0 by Houston in the season opener of 1975 (9-21) . . . against both Seattle (3/4 FGs, 4/4 PATs on 9-21) and Baltimore (3/3 FGs, 4/4 PATs on 10-19), he recorded 13 points . . . on one other occasion, he scored 11 points (vs. Baltimore on 11-23) while hitting the ten point mark four other times in '80 . . . his FGs also marked the margin of victory on back to back weeks in wins over Seattle (9-21) and Denver (9-29) . . . in 1979, he topped Earl Campbell of Houston and Mark Moseley of Washington by just one point to win NFL scoring honors with 115 points . . . at the same time, he broke Cappelletti's record for points kicking by a Patriot in a season (114 in 1964) . . . his FGs spelled the margin of victory on back to back weeks during 1979 as the Patriots stopped Cincinnati 20-14 (9-16) and San Diego 27-21 (9-23) . . . despite making only one of his first eight attempts past the 40 yard mark in '79, he hit on five of his last six FG attempts from 40 yards or more . . . in Patriots' 56-3 victory over the NY

Jets (9-9-79), he tied the club record for most PAT attempts (8) and established the new club record for most PATs made (8) in a game . . . a leg muscle tear early in '78 almost ended John's kicking career and he joined the injured reserve roll after three games . . . prior to '78, he led the Patriots in scoring four straight seasons (1974-77) . . . was the only NFL kicker who did not miss a PAT attempt in '75 (33-33) and matched that feat again in '77 (33-33) . . . John had an unusual start on the pro gridiron . . . as a visiting soccer camp instructor, he tried kicking a football and was given a tryout by the Patriots in 1973 . . . after signing a free agent contract, he was traded to Pittsburgh, later waived, and subsequently returned to kick for the NE Colonials (ACFL) . . . was ACFL scoring champ of '73 while hitting 36 straight PAT conversions and 19 of 21 FGs (longest was 48 yards) . . . the left footed soccer style kicker then signed another free agent pact with the Patriots on 4-7-74 . . . as a rookie, scored 90 points to finish as runnerup to AFC scoring champ Roy Gerela and fourth best in NFL . . . PFW and Football Digest All-Rookie Team selection in '74 . . . longest FG of career was a 49 yard shot in 38-14 win over Denver on 11-28-76.

PERSONAL: Married (Vivienne) . . . has two daughters, Felicity (4) and Nicola (3) and one son, Martin James (1) . . . salesman with food brokerage firm of Barclay, Brown and Kavanaugh . . . also spends off-season organizing, promoting and conducting youth soccer school . . . active in a variety of organizations and charities including Fellowship of Christian Athletes, Athletes in Action, Special Olympics and Boys Club . . . first time he ever saw an American football game, he played in it when he was 24 years old.

GAMES PLAYED/STARTED: 1974 - 14/0, 1975 - 14/0, 1976 - 14/0, 1977 - 14/0, 1978 - 3/0, 1979 - 16/0, 1980 - 16/0, Total: 91/0.

	G	FGM	FGA	Pct.	LG	BLK	XPM	XPA	FG Made	
									Total Yds.	Avg. Yds.
1974	14	16	22	72%	46	1	42	43	512	32.0
1975	14	9	17	53%	46	3	33	33	312	34.7
1976	14	15	25	60%	49	1	42	46	534	35.6
1977	14	15	21	71%	44	0	33	33	445	29.6
1978	3	1	1	100%	24	0	6	7	24	24.0
1979	16	23	33	70%	47	2	46	49	796	34.6
1980	16	26	34	76.5	44	2	51	51	785	30.2
Totals	87	105	153	68.6	49	9	253	262	3408	32.5

1980 Kicking

(Bold face indicates FG made)

Cleveland (37, 35); Atlanta (-); Seattle (19, 30, 44w, 29); Denver (29, 19, 36); NY Jets (-); Miami (30, 34w, 36); Baltimore (27, 29, 37); Buffalo (41, 32); **NY Jets** (21, 27, 44w); Houston (26, 44, 32b); Los Angeles (47s); Baltimore; (22, 35); San Francisco (37w, 42); Miami (23, 33, 35b), Buffalo, (40w, 27), New Orleans (22).

Field-Goal Accuracy

Year	1-19	20-29	30-39	40-49	50-plus	Total	Pct.
1974	0-0	6-7	8-10	2-5	0-0	16-22	73%
1975	1-1	1-1	5-6	2-8	0-1	9-17	53%
1976	0-1	4-4	4-6	7-14	0-0	15-25	60%
1977	1-1	4-5	9-11	1-4	0-0	15-21	71%
1978	0-0	1-1	0-0	0-0	0-0	1-1	100%
1979	0-0	6-6	11-13	6-14	0-0	23-33	69.6%
1980	2-2	11-11	10-14	3-7	0-0	26-34	76.5
Total	4-5	33-35	47-60	21-52	0-1	105-153	68.6%
Playoff	0-0	0-0	0-0	0-0	0-1	0-1	00.0%

Single Game Highs

Most FG's Attempted: 4, accomplished eight times, most recent at Seattle 9-21-80

Most FG's Made: 4, at San Diego, 11-9-75

Longest FG attempted: 52, vs. Baltimore 10-19-75


Longest FG Made: 49 vs. Denver 11-28-76

Most PAT's Attempted: 8 vs. Jets 9-9-79

Most PAT's Made: 8 vs. Jets 9-9-79

DID YOU KNOW????

When WR Harold Jackson surpassed his receiver coach Raymond Berry as the NFL's third leading all-time receiver, he accomplished the feat on 10-19-80 at the site of many of Berry's receptions, Baltimore's Memorial Stadium.



JIMMY STEWART 31

DB 5-11 190
TULSA 3rd year
DOB: 10-15-54 at St. Louis, MO
HOW ACQUIRED: FA, 1980


PRO: Jimmy signed with the Patriots during 1980 training camp . . . sustained a hamstring injury at Los Angeles (8-11) in first preseason contest of 1980 . . . put on injured reserve 8-19-80 for entire season . . . originally selected by the New Orleans Saints in the 8th round of the 1977 NFL draft . . . placed on injured reserve with knee injury 11-15 through remainder of 1977 season . . . still with the Saints, he was placed on the physically unable to perform list due to knee injury, 7-17-78 . . . transferred to injured reserve 11-9-78 . . . released by the Saints 8-27-79 and signed as a free agent with the Detroit Lions 11-14-79.

COLLEGE: AP second Team All-America . . . 1st Team All-Missouri Valley Conference . . . played in America Bowl . . . Defensive Player of the year in conference.

PERSONAL: Single . . . Marketing major while at Tulsa.

GAMES PLAYED/STARTED: 1977 - 9/1, 1978 - 0/0 - injured reserve, 1979 - 5/0, 1980 - 0/0 - injured reserve, Total: 14/1.

STATS: Kickoff returns: 1977 - 1 for 33 yds.



MOSI TATUPU 30

FB 6-0 229
SOUTHERN CAL 4th year
DOB: 4-26-55 at Pago Pago,
American Samoa
HOW ACQUIRED: D-8b, 1978

PRO: Playing as a backup at the FB spot, Mosi had his most productive pro campaign as he finished as the Patriots' fifth leading rusher with 97 yards on 33 carries . . . in a 21-17 loss at San Francisco (11-30), he scored both of the Patriots' TDs, the first two of pro career . . . also scored at New Orleans in the final minutes to seal a 38-27 Patriot win . . . a valuable special teams performer, he'll be counted on to provide his powerful running ability on short yardage situations . . . while a FB in the famous I formation offense at USC, Head Coach Johnny Robinson called Mosi "the best blocking back at USC since Sam Cunningham" . . . had 8 carries, including a 12 yarder, for 50 yards in Patriots 56-3 thrashing of the NY Jets on 9-9-79.


COLLEGE: Made four post-season bowl appearances while playing for the USC Trojans . . . recorded 1277 rushing yards and 9 TDs on 223 career carries in addition to another 147 yards gained on 19 receptions while a collegian.

PERSONAL: Married (Linnea) . . . father of a daughter, Linnea Mosiula . . . working on completion of a sociology degree . . . enjoys both salt and fresh water fishing . . . spends off-season in San Diego area . . . the son of a former Samoan boxing champ, Mosi was raised in Hawaii and ranks with Patriot teammate Russ Francis as one of the best schoolboy gridders in Hawaiian history . . . has unusual hobby of raising Pit Bull Terriers . . . also likes furniture refinishing.

GAMES PLAYED/STARTED: 1978 - 16/0, 1979 - 16/0, 1980 - 16/0, Total: 48/0.

Year	G	RUSHING					RECEIVING				
		No.	Yds.	Avg.	Lg.	TD	No.	Yds.	Avg.	Lg.	TD
1978	16	3	6	2.0	3	0	-	-	-	-	-
1979	16	23	71	3.1	12	0	3	9	4.5	5	0
1980	16	33	97	2.9	11	3	4	27	6.8	11	0
Totals	48	59	174	2.9	12	3	6	36	6.0	11	0

OTHER STATS: Kickoff returns: 1978 - one for 17 yds., 1979 - three for 15 yds.



DON WESTBROOK 83

WR 5-10 185
NEBRASKA 5th year
DOB: 11-1-53 at Reno, NV
HOW ACQUIRED: FA, 1977

PRO: "A tough, durable and clutch player," says Coach Raymond Berry . . . "Westy" is versatile and can play all three receiver positions including TE if needed . . . saw action as the third WR in three WR offensive sets used by the Patriots in '79 and '80 . . . active for all 16 regular season games and played in 14 during '80 campaign . . . best game in '80 was against Miami at the Orange Bowl (12-8), in a Monday night contest, when he caught three passes for 39 yds. . . had his best day as a Patriot at Buffalo on 11-4-79, hauling in 3 passes for 65 yds. including a 38 yarder . . . grabbed his lone TD reception vs. NY Jets, a 14 yarder in Patriots 56-3 victory on 9-9-79 . . . finished as Patriots' third best KO Returner in '79 (11-151-13.7 avg. — Lg. 30) . . . Baltimore's 6th round pick in '76, FA with Tampa Bay in '76 and played briefly with Philadelphia (WFL) that year . . . joined Patriots as a FA in 1977.


COLLEGE: No. 2 receiver in Big 8 his senior year at Nebraska, caught 33 passes for 508 yds. . . also had 581 rushing yards in three years for Cornhuskers.

PERSONAL: Single . . . enjoys young children and especially working with area Special Olympics programs . . . spent off season traveling and doing charity work . . . hobbies include racquetball, photography and tennis . . . raised in Cheyenne, Wyoming.

GAMES PLAYED/STARTED: 1977 - 13/0, 1978 - 16/0, 1979 - 16/0, 1980 - 14/0, Total: 59/0.

Year	RECEIVING					
	G.	No.	Yds.	Avg.	Lg.	TD
1976	13	3	67	22.3	29	0
1977	13	-	-	-	-	-
1978	16	3	38	12.7	19	0
1979	16	9	173	19.2	38	1
1980	14	4	60	15.0	21	0
Totals	59	16	271	16.9	38	1

OTHER STATS: Kickoff Returns: 1978 - seven for 125 yds., 1979 - eleven for 151 yds. Punt returns: 1977 - one FC, 1979 - two for 5 yds. Fumble recoveries: 1977 - 1, 1978 - 1, 1979 - 1. Rushing: 1978 - one for -7 yds., 1979 - two for 8 yds., Passing: 1979 - two of two for 52 yds.



DWIGHT WHEELER 62

OT 6-3 255
TENNESSEE STATE 3rd year
DOB: 1-13-55 at Memphis, TN
HOW ACQUIRED: D-4, 1978


PRO: After two full seasons as a pro, Dwight has developed into a respected offensive tackle . . . starting 25 games over the past two seasons, "Whimpy" has played an important role in springing loose Patriot runners on the oftackle and outside running game . . . he has also become a devastating blocker on the quick toss and screen plays . . . as a rookie in 1978, he received praise from players and coaches alike, but was lost for the season after breaking his ankle in the second game (at St. Louis, 9-10) . . . upon his return the next year, he was thrust into the starting LT position after Leon Gray was traded to Houston . . . after a fine start, a list of nagging injuries, primarily to his neck and ankle, forced him out of the starting lineup after ten games . . . he then saw spot duty in the next five games before being placed on injured reserve (12-12-79) for the balance of the year . . . in 1980, he matured as a pro OT, starting 15 of 16 games . . . the only tarnish on his starting streak was caused by a knee injury, forcing him to miss a start at Seattle (9-21) in the season's third game . . . however, he later saw action in that game . . . also snaps for punts and FG/PATS.

COLLEGE: Saw action as center, guard and tackle for the Bengal Tigers . . . Senior Bowl participant and winner of J.C. Coffee Award as school's top blocker.

PERSONAL: Single . . . continues to work on his college degree and partakes in a vigorous off season strength building program . . . likes to play tennis and racquetball . . . would like to return to Memphis after pro career and become a teacher and coach . . . sixth oldest in a family of ten children.

GAMES PLAYED/STARTED: 1978 - 2/2, 1979 - 13/10, 1980 - 16/15, Total: 31/27.

OTHER STATS: Kickoff returns: one for 0 yds. Fumbles: 1979 - one (snapped ball over punter for safety), 1980 - one (snapped ball over punter for safety).



JOHN ZAMBERLIN 54

ILB 6-2 232

PACIFIC LUTHERAN (WASH) 3rd year

DOB: 2-13-56 at Tacoma, WA

HOW ACQUIRED: D-5, 1979


PRO: John played in all 16 regular season games and started 13 in '80 . . . Zamberlin and Bob Golic (both '79 draft choices) split the RILB spot during '80 . . . on the year Zamberlin was in on 87 tackles and had 2½ sacks for -19½ yds . . . finished as the team's 3rd leading tackler in '80 . . . at NY Jets (10-5-80) Steve Nelson blocked a 49 yd. FG attempt by Pat Leahy and John recovered the ball, only to lateral to Mike Haynes who raced 65 yds. for the Patriots' second score of the day . . . Haynes' TD on the play was only the second time in club history that a Patriot returned a blocked FG attempt for a TD . . . injuries slowed John down at the start of his rookie year, however, he recorded 18 tackles as a rookie . . . started in place of former Patriot Sam Hunt, in '79 season finale vs. Minnesota (12-16).

COLLEGE: First player ever drafted into NFL from tiny Pacific Lutheran . . . played DE as freshman and soph, switched to LB for final two years . . . holds school record of 11 interceptions in 1977 . . . career included 268 tackles and 15 interceptions . . . standout centerfielder in baseball who was drafted by Seattle Mariners.

PERSONAL: Married (Ann) . . . was married this past off season . . . attended Real Estate school in off season . . . was a Physical Education major at PLU . . . slow pitch softball enthusiast.

GAMES PLAYED/STARTED: 1979 - 16/1, 1980 - 16/13, Total: 32/14.

1981 DRAFT CHOICES



BRIAN HOLLOWAY

OT 6-7 273


STANFORD D-1

DOB: 7-25-59 at Omaha, NE

COLLEGE: Brian is an imposing pro-style tackle who has all the tools to be a great pro — size, strength, coordination, and intelligence . . . 19th overall player selected in draft and second OT chosen (Keith Van Horne selected 11th by Chicago Bears) . . . followed in the footsteps of Gordon King (NY Giants D-1, 1978) while playing both left and right offensive tackle for the Cardinals . . . a good drive blocker . . . a tough competitor, he gashed his hand in '81 Senior Bowl and following stitches that closed the injury, he returned to finish the game . . . although he has had the outer cartilage removed from both knees in '78 and '79 off-season surgery procedures, he played in all 11 games both of the last two seasons . . . college teammate of Patriots' '81 draft pick in '81, P/K Ken Naber . . . Stanford's top shot putter in '79 with a 52-11 toss . . . was high school All-America pick despite playing just two years of high

school ball . . . '80 honors include: '81 Senior Bowl, 1st Team All-Pac 10, COLLEGE AND PRO FOOTBALL WEEKLY 3rd Team All-America, AP, NEA, and Sporting News Honorable Mention All-America.

PERSONAL: Single . . . graduated in Spring, 1981 with a degree in Economics . . . would like to attend law school in pro off-seasons . . . active in Fellowship of Christian Athletes . . . hobbies include weight lifting and photography . . . interested in coaching high school and college football players . . . father is a retired Air Force pilot.



ANTHONY "TONY" COLLINS

RB/KR 5-11 202
EAST CAROLINA D-2
DOB: 5-27-59 at Sanford, FL

COLLEGE: Super productive all purpose back who started as a sophomore . . . started 31 of 33 games for Pirates over three seasons . . . Tony was the eleventh RB and 47th player taken in the NFL draft . . . racked up 4,463 all purpose yards during college career . . . gained 9.3 yds. every time he touched the ball . . . as a junior, he averaged 154.1 all purpose yards per game, setting a team record 7.34 total offensive yards per play . . . when the Pirates used a Wishbone offense his junior year, Tony rushed for a team leading 1,130 yds. on 154 carries . . . had 14 rushing TDs as a junior and rushed for over 100 yds. in five games . . . top game was a 162 yd. rushing effort vs. William and Mary (11-24-79) in a 38-14 ECU win . . . during his senior year Tony ranked 15th in Division 1-A in total pass receptions (17) while gaining 119 yds. thru the air . . . considered an excellent kickoff returner, Collins set school season marks for most KORs (37 in '80), total KOR yards (990 in '80) and longest return — 100 yds. for a TD vs. Florida State and N.C. State . . . his efforts ranked 6th on the national Division 1-A charts (26.8 yd. avg.) . . . against Florida State, he returned 6 kicks for 207 yds . . . Tony and Patriots' 12th round draft pick '81, DB/KR Cris Crissy played in the same backfield during their high school years at Penn Yan Academy in up state New York . . . '80 honors include: 2nd team All-Southern Independent, received team's Outstanding Offensive Player Award, selected school's male athlete of the year by campus newspaper.


PERSONAL: Single . . . Special Education major at ECU and plans to complete degree during pro off-season . . . comes from a family of 16.

COLLEGE STATISTICS

Year	Att	RUSHING				RECEIVING			TD
		Yds.	Avg.	TD	No.	Yds.	Avg.		
1977	21	95	4.5	1	0	0	0.0	0	
1978	82	479	5.8	4	7	106	15.1	1	
1979	154	1130	7.3	14	11	92	8.4	0	
1980	110	503	4.6	7	17	119	7.0	0	
Totals	367	2207	6.0	26	35	317	9.1	1	

KICKOFF RETURNS

	No.	Yds.	Avg.	TD
1977	5	78	15.6	0
1978	16	398	24.9	0
1979	21	473	22.5	0
1980	37	990	26.8	2
Totals	79	1939	24.5	2




DON BLACKMON

OLB/ILB 6-3 235
TULSA D-4
DOB: 3-14-58 at Pompano Beach, FL

COLLEGE: An intelligent and physical player who played OLB for the Golden Hurricane . . . projected to be able to play inside and outside as a pro . . . 103rd overall player selected in the draft . . . a three time All-Missouri Valley Conference selection who was the conference Defensive Player of the Year in '80 . . . when he missed the '77 season with a

neck injury (redshirted), Tulsa went 3-8 and allowed 36.2 points per game . . . upon his return as a starter the following year, Tulsa went 9-2 and allowed an average of 18.5 points per game . . . during his career, Blackmon was a three year starter who recorded 40 tackles for minus yardage (239 total yds.) . . . intense pass rusher with great instinct for pass coverage . . . as a senior, anchored Tulsa defense with 15 tackle effort that led to Tulsa's first shutout victory since 1967, a 3-0 win over Kansas State . . . during the same year had 18 tackles, including three for losses in 28-27 win over Texas State . . . '80 honors include: AP 2nd Team All-America, UPI and AP 1st Team All-Missouri Valley, Missouri Valley Defensive Player-of-the-Year, played in the '81 Blue-Gray Game.

PERSONAL: Single . . . Advertising and Public Relations major at Tulsa and plans to complete degree during pro off-seasons . . . nicknamed "Gator" . . . enjoys photography.




STEVE CLARK

DE 6-5 258
KANSAS STATE D-5
DOB: 10-29-59 at Chatanooga, TN

COLLEGE: Tenacious outside pass rusher who excelled as a senior in 1980 with 68 tackles and four sacks . . . 131st player selected overall in NFL draft . . . Wildcats' defensive player of the week vs. Iowa State (10-11-80) with 14 tackles, one sack and one fumble recovery . . . his long arms and quick outside movement make pass rushing his forte . . . played at DT as a frosh and soph and switched to DE during his junior and senior years . . . played in '81 Senior Bowl and Blue-Gray Game.

PERSONAL: Single . . . graduated spring 1981, with a degree in Elementary Education . . . spent last college semester student teaching . . . comes from an Air Force family, spent some of his childhood at Hanscom Air Force base in Bedford, MA.



RON WOOTEN


OG 6-4 257
NORTH CAROLINA D-6
DOB: 6-28-59 at Otis Air Force Base,
Cape Cod, MA

COLLEGE: The 159th player selected overall in the draft, Ron is an outstanding left guard with all the tools to make it in the pros . . . leading vote-getter of offensive linemen on the '80 All-ACC Team . . . named on 114 of 122 ballots . . . teamed with center Rick Donnalley to lead the Tar Heels awesome running attack (270 yds./game) . . . often compared with North Carolina alumnus and current Baltimore Colt OG Ken Huff . . . played high school football with TE Lin Dawson (D-8b, '81) at Kingston High (NC) . . . high school All-America as a defensive tackle . . . switched to offense upon arrival at Chapel Hill . . . '80 honors include: FOOTBALL NEWS and Walter Camp 1st Team All-America, 1st Team All-ACC, UPI and COLLEGE AND PRO FOOTBALL NEWSWEEKLY 2nd Team All-America, AP 3rd Team All-America, SPORTING NEWS Honorable Mention All-America, ACC Player-of-the-Week vs. Wake Forest, played in '81 Hula Bowl and Japan Bowl.

PERSONAL: Single . . . graduated in spring, 1981 with a degree in Chemistry . . . plans on attending grad school for an MBA in pro off-seasons . . . enjoys bass fishing.

DID YOU KNOW????

When Steve Grogan passed for 374 yards against the Houston Oilers on 11-10-80, it marked the sixth time in which in passed for over 300 yards in a game. Grogan's mark in that category is the best individual career total in club history.




KEN TOLER

WR 6-2 195
OLE MISS D-7
DOB: 5-9-59 at Greenville, MS

COLLEGE: Top receiver the past two years for the Rebels . . . averaged 2.4 receptions per game as a senior . . . 167th player overall chosen in draft . . . his 9 TD receptions in '80 gave him 11 career TD catches . . . caught 67 passes for 1,202 yds. and 17.9 avg. during Ole Miss career . . . ranks as the 2nd all-time leading receiver in school history . . . a consistent receiver with great hands who runs great patterns . . . particularly effective with sideline routes . . . longest catch of his career was a 64 yd. TD reception vs. LSU in '80 . . . intelligent student athlete who was one of only 15 college athletes to be awarded an NCAA post graduate scholarship this year . . . '80 honors include: Ole Miss Player-of-the-Year, Academic All-America, SEC All-Academic Team (2nd straight year), played in both '81 Blue-Gray Game and Senior Bowl.

PERSONAL: Single . . . maintained a 3.6 average as a pre-dental major . . . enjoys tennis and golf . . . comes from a family of six.



KEN NABER

P/K 6-3 180
STANFORD D-8a
DOB: 2-24-59 at Cincinnati, OH

COLLEGE: Steady side-winder (left footed) who can handle all phases of the kicking game . . . 177th player selected in the draft, Ken was chosen with the eighth round pick acquired from New Orleans in Sam Adams' trade (4-23-81) . . . holds many Stanford kicking records . . . became school's all-time leading scorer in '80 . . . 56 points upped career total to 236 . . . 119 career PATs is also a record . . . ranks 2nd with 39 FGs . . . captured PAC 10 punting crown in '79 (42.4 yd. avg.) . . . finished 4th in '80 (40.3 yd. avg.) . . . booted 56 yd. FG as time expired to give Stanford 27-24 win over UCLA as a junior . . . converted 57% (39 of 68) FGs during career . . . led Cardinals in scoring in '78 with 65 points . . . provided margin of victory with 24 yd. FG vs. Georgia in 25-22 Bluebonnet Bowl victory in '78 . . . mentally tough . . . joins Stanford teammate OT Brian Holloway in Patriots' draft class of '81 . . . '80 honors include: NEA 2nd Team All-America, SPORTING NEWS Honorable Mention All-America, played in '81 East-West Shrine Game, and '81 Japan Bowl.

PERSONAL: Single . . . earned an Economics degree and is working towards completion of a second degree in Sociology . . . enjoys biking . . . involved in teenage alcohol prevention program . . . comes from a family of five children, all of which play one or more sports.

Year	KICKING				PTS	PUNTING			
	PATs		Att.	FGs Made		Year	No.	Yds.	Avg.
1977	26	24			19				
1978	34	29	19	12	65**	24	956	39.8	-
1979	33	31	14	8	55	62	2,628	42.4#	-
1980	38	35	16	7	56	48	1,934	40.3	-
Totals	131*	119*	68	39	236*	Totals	134*	5,518*	41.2


* school record

ranked, 1st, PAC 10

** team leader

DID YOU KNOW????

Among the 93 players invited to the Patriots' 1981 Training Camp, 16 of them played their college ball in the New England area.




LIN DAWSON

TE 6-3 235
N. CAROLINA STATE D-8b
DOB: 6-24-59 at Norfolk, VA

COLLEGE: Played in all 44 games while with the Wolfpack, finishing his college career as the school's 9th all-time leading receiver . . . Lin was selected with the Patriots' own eighth round pick and was the 195th player chosen overall . . . although NC State was not a pass orienter team during his senior year, Dawson caught 11 passes for 116 yds. and 1 TD . . . great aggressive blocker with good speed/weight ratio . . . also has great leaping ability . . . was a key member of Wolfpack offense in '79 finishing 2nd on reception list with 15 catches for 201 yds. and TD the year the Wolfpack won the ACC championship . . . '80 recipient of the Bob Warren Award, presented annually by the coaching staff.

PERSONAL: Single . . . plans on working to complete a degree in speech and communication at NC State . . . enjoys Biblical related studies . . . is the youngest child in a family of three boys.



BRIAN BUCKLEY

QB 6-2 205
HARVARD D-11
DOB: 2-9-58 at Salem, MA

COLLEGE: The only local player taken by the Patriots, Brian has spent his entire life on Boston's North Shore . . . 299th player selected overall in the draft . . . left handed QB . . . a valuable QB for the Crimson with a strong arm, he played in 7 of 10 games his senior year . . . against Army, Brian was named ECAC Player-of-the-week and after completing 9 of 18 passes for 147 yds. and rushing 67 yds. for a TD, he injured his right knee . . . following arthroscopic surgery on the knee to repair cartilage damage, Buckley returned to start five games . . . during his senior year, Harvard was 6-1 behind him and 1-2 without his services . . . his 1,123 passing yds. as a senior were Harvard's 7th best all-time single season passing record . . . his total net offensive output in '80 was the school's 9th best all-time single season mark . . . skipped the '79 season to work on the Ted Kennedy campaign committee . . . as a junior in '78, he saw little action playing behind Larry Brown . . . while a soph in '77, played the 2nd half vs. Colgate and threw 40 passes, completing 20 for 250 yds. and 2 TDs . . . played in the '81 Blue-Gray Game and was named the offensive MVP.


PERSONAL: Single . . . graduated Spring, 1981 with a degree in American History . . . enjoys golfing and shark fishing . . . would like to pursue Law School or a possible career in politics when his NFL playing days are over . . . father Fred is a highly respected doctor in Marblehead while his nephew Fred was one of the most sought after high school QBs in the country during 1981.

Year	Att.	Comp.	PASSING		Int.	TD
			Yds.	Pct.		
1977	59	26	360	44.0	5	2
1978	1	1	34	100.0	0	0
1979			DID NOT PLAY			
1980	167	89	1,123	55.3	14	8
Totals	227	116	1,517	51.1	19	10

OTHER STATS: Ran the ball 7 times for 54 yds. and 3 TDs as a senior in 1980.

FOR THE RECORD

Stanley Morgan has surpassed the 100 yards receiving mark in 11 different games over his four year pro career. That mark is tops in Patriots' club history. Close behind Morgan in that category are Jim Colcough (9) and Harold Jackson and Gino Cappelletti (7 times each).



CRIS CRISSY

DB/KR 5-11 195

PRINCETON D-12

DOB: 2-3-59 at Penn Yan, NY

COLLEGE: A college slotback/flanker, Cris is projected to play as a defensive back and kick returner because of his athletic ability . . . the 327th player selected, Crissy was the first footballer in Princeton history to gain over 1,000 yds. receiving (1,109) . . . first player to gain over 1,000 yds. both rushing (1,336) and receiving (1,109) in Princeton history . . . ranks 2nd in school history with all purpose yards gained (3,008) . . . the first time Crissy attempted the long jump was for the Tigers' track team with a leap of 23'8" . . . first Princeton player ever drafted by the Patriots . . . '80 honors include: 1st Team All-Ivy, AP Honorable Mention All-America, received the John P. Poe Memorial Award given by the football team.

PERSONAL: Single . . . graduated Spring, 1981 with a degree in Psychology . . . hobbies include sailing and skiing . . . Cris is the youngest of four children.

Year	No.	RUSHING				TD	No.	RECEIVING				TD
		Yds.	Avg.	Lg.				Yds.	Avg.	Lg.		
1978	159	649	4.1	27	4	24	294	12.3	52	3		
1979	153	604	3.9	21	2	17	162	9.5	27	0		
1980	38	83	2.2	9	0	55*	653*	11.9	46	3		
Total	350	1,336	3.8	27	6	96#	1,109#	11.6	52	6		

Year	No.	PUNT RETURNS				TD	No.	KICKOFF RETURNS				TD
		Yds.	Avg.	LG				Yds.	Avg.	LG		
1978	24	110	4.6	13	0	6	125	20.8	49	0		
1979	7	67	9.6	22	0	5	66	13.2	19	0		
1980	20	158	7.9	55	0	2	37	18.5	20	0		
Total	51#	335	6.6	55	0	13	228	17.5	49	0		

school record

* single season record

PATRIOTS WITH "100" GAMES

(REGULAR SEASON ONLY)

Player	Pos.	No. Games	Years Played
Tommy Neville	OT	159	1965-77
Gino Cappelletti	K-WR	152	1960-70
Jim Lee Hunt	DT	141	1960-70
Len St. Jean	OG	140 (c)	1964-73
BILL LENKAITIS	C	139	1971-80
Houston Antwine	DT	137	1961-71
Don Webb	DB	134	1961-71
Jon Morris	C	131	1964-74
Jimmy Colclough	WR	124	1960-68
Charlie Long	OT	124	1961-69
JULIUS ADAMS	DE	123	1971-80
SAM ADAMS	OG	119	1972-80
RAY HAMILTON	NT	117	1973-80
Larry Eisenhower	DE	115	1961-69
JOHN HANNAH	OG	114	1973-80
Bob Dee	DE	112 (c)	1960-67
STEVE KING	LB	108	1973-80
Tommy Addison	LB	106	1960-67
TONY MCGEE	DE	103	1974-80

NOTE: The players listed are those credited with having played 100 games or more as a Patriot.

(c) denotes consecutive games played.

HOW THE PATRIOTS WERE BUILT

YEAR	DRAFT	TRADES	FREE AGENTS / WAIVERS
1971	Adams, J. (2)		
1973	Hamilton (14) Hannah (1a)		King (FA)
1974	Johnson, A. (5a) Nelson, S. (2b)	McGee (Chicago)	Jordan, S. (FA) Smith (FA)
1975	Francis (1) Grogan (5) Shoate (2)		Calhoun (FA)
1976	Brock (1b) Fox (1c) Haynes (1a)	Owen (San Francisco)	Bishop (FA)
1977	Clayborn (1a) Costict (11) Hasselbeck (2b) Ivory (2a) Morgan (1b)		Westbrook (FA)
1978	Cavanaugh (2) Cryder (1) Hawkins (7) Matthews (5) Pennywell (3) Tatupu (8b) Wheeler (4)	Jackson (LA)	
1979	Clark, A. (10b) Golic (2) Sanford (1) Zamberlin (5)		Buben (FA) Puetz (FA)
1980	Brown (6) Ferguson (1b) Hubach (11) James (1a) McDougald (5) McGrew (2) McMichael (3)		Currier (FA) Schindler (FA) Stewart (FA)
			FREE AGENTS / WAIVERS
1981	Blackmon (4) Buckley (11) Clark, S. (5) Collins, T. (2) Crissy (12) Davidson (11)* Dawson (8b) Holloway (1) Naber (8a) Toler (7) Wooten (6) * chosen in supplemental draft.	Beard (FA) Brooks (FA) Burke (FA) Bush (FA) Camarillo (FA) Cassidy (FA) Compton (FA) Cook (FA) Eccleston (FA) Foster (FA) Golden (FA) Johnson, C. (FA) Kempf (FA) Klein (FA) Lyon (FA) Manning (FA) McCarty (FA) Pinkston (FA)	Quinn (FA) Regan (FA) Rill (FA) Ross, M. (FA) Ross, T. (FA) Schindler (FA) Sidor (FA) Stevens (FA) Stewart (FA) Tate (FA) Tautolo (FA) Villella (FA) Walker (FA) Webb (FA) Wilson (FA) Wright, E. (FA) Wright, G. (FA)

Pre-Season Opponents

LOS ANGELES RAMS

NFC WEST (2nd Place, Wild Card)

August 10 — at Anaheim

Head Coach: Ray Malavasi

Public Relations: Jerry Wilcox (Geno Effler)

Office: (714) 535-7267

Date	Location	NE	Opp.	Att.	Results
8-29-71	Foxboro	21	31	53,271	L
8- 5-78	Los Angeles	14	7	60,134	W
8-12-79	Foxboro	3	15	44,955	L
8-11-80	Los Angeles	35	15	66,656	W
SERIES TIED 2-2.		73	84	225,016	

TAMPA BAY BUCCANEERS

NFC CENTRAL (4th Place)

August 15 — at Tampa

Head Coach: John McKay

Public Relations: Bob Best (Rick Odioso)

Office: (813) 870-2700

First Pre-Season Meeting Ever

OAKLAND RAIDERS

AFC WEST (2nd Place, Wild Card,
Super Bowl XV Champions)

August 22 — at Foxboro

Head Coach: Tom Flores

Public Relations: John Herrera

Office: (415) 562-5900

Date	Location	NE	Opp.	Att.	Results
8-28-60	Amherst	28	14	4,000	W
8-11-62	Providence	20	21	9,000	L
8- 4-63	Oakland	17	24	9,721	L
8-20-66	Anaheim, CA	21	10	36,038	W
8- 5-72	Oakland	24	31	53,661	L
8- 5-73	Foxboro	17	17	43,914	T
8-12-78	Oakland	21	7	53,335	W
8-19-79	Foxboro	35	14	46,518	W
8-16-80	Oakland	29	31	41,649	L
SERIES TIED 4-4-1		212	169	297,836	

WASHINGTON REDSKINS

NFC EAST (3rd Place)

August 30 — at Foxboro

Head Coach: Joe Gibbs

Public Relations: Joe Blair (Charlie Taylor)

Office: (703) 471-9100

Date	Location	NE	Opp.	Att.	Results
8-26-67	Boston	7	13	15,523	L
8-16-70	Boston	21	45	25,584	L
9- 2-73	Foxboro	14	35	50,369	L
8- 2-75	Washington	21	16	16,405	W
9- 4-77	Foxboro	45	7	41,053	W
REDSKINS LEAD 3-2.		108	116	148,934	

PRE-SEASON RESULTS YEAR-BY-YEAR

Date	Site	Attendance	Score
1960	(4-1-0)		
7/30	at Buffalo (16,000)		Patriots 28, Bills 7
8/ 5	at Providence (4,706)		Patriots 43, Broncos 6
8/14	at Boston (11,000)		Texans 24, Patriots 14
8/21	at Worcester (7,500)		Patriots 21, Bills 7
8/28	at Amherst (4,000)		Patriots 28, Raiders 14
1961	(3-1-0)		
8/10	at Boston (15,387)		Patriots 14, Titans 3
8/19	at Philadelphia (73,916)		Titans 17, Patriots 7
8/25	at Providence (4,762)		Patriots 28, Bills 10
9/ 1	at Buffalo (9,022)		Patriots 15, Bills 12
1962	(2-3-0)		
8/11	at Providence (9,000)		Raiders 21, Patriots 20
8/15	at Buffalo (22,112)		Patriots 12, Bills 7
8/18	at New Orleans (31,000)		Oilers 20, Patriots 10
8/25	at Lowell (11,118)		Patriots 17, Titans 10
9/ 1	at Boston (8,783)		Bills 7, Patriots 6
1963	(0-5-0)		
8/ 4	at Oakland (9,721)		Raiders 24, Patriots 17
8/10	at San Diego (16,427)		Chargers 50, Patriots 17
8/14	at Lowell (9,387)		Oilers 21, Patriots 20
8/24	at Buffalo (17,697)		Bills 24, Patriots 14
9/ 1	at New Brunswick, N.J. (12,500)		Jets 22, Patriots 20
1964	(0-5-0)		
8/ 9	at Boston (20,087)		Oilers 38, Patriots 7
8/18	at Lowell (6,390)		Jets 23, Patriots 7
8/22	at New Brunswick, N.J. (11,500)		Jets 21, Patriots 20
8/28	at Buffalo (12,566)		Bills 24, Patriots 14
9/ 5	at Denver (20,568)		Broncos 27, Patriots 17
1965	(0-5-0)		
8/ 8	at Boston (23,674)		Bills 23, Patriots 0
8/13	at Allentown, Pa. (18,000)		Jets 26, Patriots 16
8/21	at Houston (30,142)		Oilers 27, Patriots 6
8/28	at Norfolk, Va. (9,217)		Jets 17, Patriots 0
9/ 4	at Kansas City (15,157)		Chiefs 34, Patriots 7
1966	(1-3-0)		
8/ 7	at Boston (23,291)		Bills 19, Patriots 13
8/20	at Anaheim (36,038)		Patriots 21, Raiders 10
8/27	at San Diego (11,894)		Chargers 31, Patriots 13
9/ 1	at Mobile (22,000)		Jets 41, Patriots 3
1967	(1-3-0)		
8/ 4	at Bridgeport, Conn. (16,000)		Jets 55, Patriots 13
8/13	at Boston (29,313)		Colts, 33, Patriots 3
8/20	at Rochester, N.Y. (15,300)		Patriots 13, Bills 10
8/26	at Boston (15,523)		Redskins 13, Patriots 7
1968	(1-3-0)		
8/10	at New Orleans (54,400)		Saints 19, Patriots 0
8/17	at Richmond, Va. (14,000)		Jets 25, Patriots 3
8/23	at Jacksonville (15,003)		Patriots 19, Dolphins 17
9/ 2	at Boston (31,404)		Eagles 22, Patriots 20
1969	(2-3-0)		
8/10	at Bowling Green (16,900)		Patriots 21, Bengals 13
8/17	at Boston (24,084)		Falcons 34, Patriots 16
8/25	at Montreal (8,212)		Lions 22, Patriots 9
8/31	at Jacksonville (18,375)		Patriots 26, Broncos 10
9/ 6	at Birmingham (18,000)		Dolphins 13, Patriots 0
1970	(0-4-0)		
8/16	at Boston (25,584)		Redskins 45, Patriots 21
8/29	at Jackson, Miss. (32,000)		Saints 26, Patriots 0
9/ 4	at Shreveport, La. (22,000)		Steelers 31, Patriots 3
9/11	at Salt Lake City (17,832)		Broncos 16, Patriots 14
1971	(1-5-0)		
8/ 8	at Minneapolis (31,813)		Vikings 17, Patriots 10
8/15	at Foxboro (60,423)		Patriots 20, Giants 14
8/22	at Buffalo (31,610)		Bills 28, Patriots 14
8/29	at Foxboro (53,271)		Rams 31, Patriots 21
9/ 5	at Foxboro (48,631)		Falcons 45, Patriots 35
9/10	at Memphis (28,082)		Jets 38, Patriots 9

Date	Site	Attendance	Score
1972 (2-4-0)			
8/ 5	at Oakland (53,661)		Raiders 31, Patriots 24
8/12	at Philadelphia (30,000)		Eagles 29, Patriots 20
8/20	at Foxboro (50,892)		Patriots 27, Bears 17
8/27	at Foxboro (51,470)		Giants 31, Patriots 10
9/ 2	at Denver (37,128)		Broncos 49, Patriots 24
9/10	at Foxboro (47,684)		Patriots 34, Lions 30
1973 (1-5-1)			
7/28	at Canton, Ohio (19,685)		49ers 20, Patriots 7
8/ 5	at Foxboro (43,914)		Patriots 17, Raiders 17
8/12	at Foxboro (49,209)		Giants 13, Patriots 7
8/18	at Atlanta (56,239)		Falcons 27, Patriots 10
8/25	at New Orleans (64,131)		Patriots 31, Saints 6
9/ 2	at Foxboro (50,369)		Redskins 35, Patriots 14
9/ 7	at Detroit (50,104)		Lions 34, Patriots 21
1974 (4-2-0)			
8/ 2	at Washington (16,405)		Patriots 21, Redskins 16
8/11	at Foxboro (17,992)		Giants 21, Patriots 6
8/18	at Foxboro (20,546)		Patriots 7, Saints 3
8/24	at San Diego (18,903)		Patriots 23, Chargers 14
8/31	at Spokane, Wash. (18,000)		Broncos 27, Patriots 21
9/ 8	at Foxboro (35,412)		Patriots 27, Eagles 17
1975 (3-2-0)			
8/10	at Foxboro (40,726)		Giants 28, Patriots 14
8/17	at Foxboro (40,218)		Patriots 36, Vikings 10
8/22	at Philadelphia (40,156)		Eagles 24, Patriots 10
8/30	at Milwaukee (51,769)		Patriots 20, Packers 17 (OT)
9/ 7	at Foxboro (39,502)		Patriots 31, Chargers 24
1976: (3-3-0)			
8/ 1	at Foxboro (30,032)		Patriots 13, Giants 7 (OT)
8/ 6	at Norman, Ok. (23,800)		Chargers 26, Patriots 17
8/15	at Foxboro (30,552)		Packers 16, Patriots 14
8/21	at Atlanta (30,619)		Patriots 28, Falcons 17
8/30	at Cleveland (36,016)		Browns 30, Patriots 27
9/ 5	at Foxboro (32,254)		Patriots 27, Eagles 7
1977 (5-1-0)			
8/ 6	at E. Rutherford, N.J. (44,471)		Patriots 19, Giants 3
8/13	at Milwaukee (53,244)		Patriots 38, Packers 3
8/22	at Philadelphia (28,025)		Eagles 21, Patriots 10
8/28	at Foxboro (43,779)		Patriots 13, Steelers 10 (OT)
9/ 4	at Foxboro (41,053)		Patriots 45, Redskins 7
9/11	at Foxboro (41,346)		Patriots 29, Falcons 10
1978 (4-0-0)			
8/ 5	at Los Angeles (60,134)		Patriots 14, Rams 7
8/12	at Oakland (53,335)		Patriots 21, Raiders 7
8/20	at Foxboro (39,043)		Patriots 24, Chiefs 7
8/27	at Foxboro (42,696)		Patriots 21, Browns 10
1979 (2-2-0)			
8/ 4	at Atlanta (59,725)		Patriots 37, Falcons 14
8/12	at Foxboro (44,955)		Rams 15, Patriots 3
8/19	at Foxboro (46,518)		Patriots 35, Raiders 14
8/24	at Denver (75,103)		Broncos 20, Patriots 17 (OT)
1980 (1-3-0)			
8/11	at Anaheim (66,656)		Patriots 35, Rams 31
8/16	at Oakland (41,649)		Raiders 31, Patriots 29
8/24	at Foxboro (45,207)		Eagles 23, Patriots 17
8/29	at Seattle (64,759)		Seahawks 30, Patriots 23

Twenty-one year record: 41-62-1 .399

PRESEASON RESULTS TEAM-BY-TEAM

Date	Location	ATLANTA			Results
		Pats	Opp.	Att.	
8-17-69	Boston	16	34	24,084	L
9- 5-71	Foxboro	35	45	48,631	L
8-18-73	Atlanta	10	27	56,239	L
8-21-76	Atlanta	28	17	30,619	W
9-11-77	Foxboro	29	10	41,346	W
8- 4-79	Atlanta	37	14	59,725	W
SERIES TIED 3-3.		155	147	206,608	

BALTIMORE

Date	Location	Pats	Opp.	Att.	Results
8-13-67	Boston (Harvard)	3	33	29,313	L

BUFFALO

Date	Location	Pats	Opp.	Att.	Results
7-30-60	Buffalo	28	7	16,000	W
8-21-60	Worcester	21	7	7,500	W
8-25-61	Providence	28	10	4,762	W
9- 1-61	Buffalo	15	12	9,022	W
8-15-62	Buffalo	12	7	22,112	W
9- 1-62	Boston (BU)	6	7	8,783	L
8-24-63	Buffalo	14	24	17,697	L
8-28-64	Buffalo	14	24	12,566	L
8- 8-65	Boston (BC)	0	23	23,674	L
8- 7-66	Boston (BC)	13	19	23,291	L
8-20-67	Rochester, N.Y.	13	10	29,313	W
8-22-71	Buffalo	14	28	31,610	L

SERIES TIED 6-6. 178 178 206,330

CHICAGO

Date	Location	Pats	Opp.	Att.	Results
8-20-72	Foxboro	27	17	50,892	W

CINCINNATI

Date	Location	Pats	Opp.	Att.	Results
8-10-69	Bowling Green, Ky.	21	13	16,990	W

CLEVELAND

Date	Location	Pats	Opp.	Att.	Results
8-30-76	Cleveland	27	30	36,016	L
8-27-78	Foxboro	21	10	42,696	W

SERIES TIED 1-1. 48 40 78,712

DENVER

Date	Location	Pats	Opp.	Att.	Results
8- 5-60	Providence	43	6	4,706	W
9- 5-64	Denver	17	27	20,568	L
8-31-69	Jacksonville	26	10	18,375	W
9-11-70	Salt Lake City	14	16	17,832	L
9- 2-72	Denver	24	49	27,128	L
8-31-74	Spokane	21	27	18,000	L
8-24-79	Denver	17	20 (OT)	75,103	L

BRONCOS LEAD 5-2. 162 155 191,712

DETROIT

Date	Location	Pats	Opp.	Att.	Results
8-25-69	Montreal	9	22	8,212	L
9-10-72	Foxboro	34	30	47,684	W
9- 7-73	Detroit	21	34	50,014	L

LIONS LEAD 2-1. 64 86 105,910

GREEN BAY

Date	Location	Pats	Opp.	Att.	Results
8-30-75	Milwaukee	20	17 (OT)	51,769	W
8-15-76	Foxboro	14	16	30,552	L
8-13-77	Milwaukee	38	3	53,244	W

PATRIOTS LEAD 2-1. 72 36 135,565

HOUSTON

Date	Location	Pats	Opp.	Att.	Results
8-18-62	New Orleans	10	20	31,000	L
8-14-63	Lowell	20	21	9,387	L
8- 9-64	Boston (Fenway)	7	38	20,087	L
8-21-65	Houston	6	27	30,142	L

OILERS LEAD 4-0. 43 106 90,616

KANSAS CITY

Date	Location	Pats	Opp.	Att.	Results
8-14-60	Boston (Harvard)	14	24	11,000	L
9- 4-65	Kansas City	7	34	15,157	L
8-20-78	Foxboro	24	7	39,043	W

CHIEFS LEAD 2-1 45 65 65,200

MIAMI

Date	Location	Pats	Opp.	Att.	Results
8-23-68	Jacksonville	19	17	15,003	W
9- 6-69	Birmingham	0	13	18,000	L

SERIES TIED 1-1. 19 30 33,003

MINNESOTA

Date	Location	Pats	Opp.	Att.	Results
8- 8-71	Minneapolis	10	17	31,813	L
8-17-75	Foxboro	36	10	40,218	W

SERIES TIED 1-1. 46 27 72,031

NEW ORLEANS

Date	Location	Pats	Opp.	Att.	Results
8-10-68	New Orleans	10	19	54,400	L
8-29-70	Jackson, Miss.	20	26	32,000	L
8-25-73	New Orleans	31	6	64,131	W
8-18-74	Foxboro	7	3	20,546	W

SERIES TIED 2-2. 68 54 171,077

NEW YORK GIANTS

Date	Location	Pats	Opp.	Att.	Results
8-15-71	Foxboro	20	14	60,423	W
8-27-72	Foxboro	10	31	51,470	L
8-12-73	Foxboro	7	13	49,209	L
8-11-74	Foxboro	6	21	17,992	L
8-10-75	Foxboro	14	28	40,726	L
8- 1-76	Foxboro	13	7 (OT)	30,032	W
8- 6-77	E. Rutherford	19	3	44,471	W

GIANTS LEAD 4-3. 89 117 294,323

NEW YORK JETS

Date	Location	Pats	Opp.	Att.	Results
8-10-61	Boston (BU)	14	3	15,387	W
8-19-61	Philadelphia	7	17	73,916	L
8-25-62	Lowell	10	17	11,118	W
9- 1-63	New Bruns., NJ	20	22	12,500	L
8-18-64	Lowell	7	23	6,390	L
8-22-64	New Bruns., NJ	20	21	11,500	L
8-13-65	Allentown, PA	16	26	18,000	L
8-28-65	Norfolk, VA	0	17	9,217	L
9- 1-66	Mobile, AL	3	41	22,000	L
8- 4-67	Bridgeport, CT	13	55	16,000	L
8-17-68	Richmond, VA	3	25	14,000	L
9-10-71	Memphis, TN	9	38	20,082	L

JETS LEAD 10-2. 129 298 230,110

PHILADELPHIA

Date	Location	Pats	Opp.	Att.	Results
9- 2-68	Boston	20	22	31,404	L
8-12-72	Philadelphia	20	29	30,000	L
9- 8-74	Foxboro	27	17	35,412	W
8-22-75	Philadelphia	24	10	40,156	W
9- 5-76	Foxboro	20	7	32,254	W
8-22-77	Philadelphia	10	21	28,025	L
8-24-80	Foxboro	17	23	45,207	L

Philadelphia leads 4-3 138 129 242,458

PITTSBURGH

Date	Location	Pats	Opp.	Att.	Results
9- 4-70	Shreveport, LA	3	31	22,000	L
8-28-77	Foxboro	13	10 (OT)	43,779	W

SERIES TIED 1-1. 16 41 65,779

SAN DIEGO

Date	Location	Pats	Opp.	Att.	Results
8-10-63	San Diego	17	50	16,427	L
8-27-66	San Diego	13	31	11,894	L
8-24-74	San Diego	23	14	18,903	W
9- 7-75	Foxboro	31	24	39,502	W
8- 6-76	Norman, OK	17	26	23,800	L

CHARGERS LEAD 3-2. 101 145 110,526

SAN FRANCISCO

Date	Location	Pats	Opp.	Att.	Results
7-28-73	Canton, Ohio	17	20	19,685	L

SEATTLE

Date	Location	Pats	Opp.	Att.	Results
8-29-80	Seattle	23	30	56,947	L

Pre-Season Record vs. All Opponents

Team	W	L	T	Pct.	PF	PA	Attendance
Atlanta	3	3	0	.500	155	147	260,608
Baltimore	0	1	0	.000	3	33	29,313
Buffalo	6	6	0	.500	178	178	192,317
Chicago	1	0	0	1.000	27	17	50,892
Cincinnati	1	0	0	1.000	21	13	16,900
Cleveland	1	1	0	.500	48	40	78,712
Denver	2	5	0	.286	162	155	191,712
Detroit	1	2	0	.333	64	86	106,000
Green Bay	2	1	0	.667	72	36	135,565
Houston	0	4	0	.000	43	106	90,616
Kansas City	1	2	0	.333	45	65	65,200
Los Angeles	2	2	0	.500	73	84	220,716
Miami	1	1	0	.500	19	30	33,003
Minnesota	1	1	0	.500	46	27	72,031
New Orleans	2	2	0	.500	58	54	171,117
N.Y. Giants	3	4	0	.429	89	117	294,323
N.Y. Jets	2	10	0	.167	129	298	238,110
Oakland	5	3	1	.611	212	169	297,836
Philadelphia	3	4	0	.429	138	129	241,808
Pittsburgh	1	1	0	.500	16	41	65,779
San Diego	2	3	0	.400	101	145	110,526
San Francisco	0	1	0	.000	7	20	19,685
Seattle	0	1	0	.000	23	30	56,947
Washington	2	3	0	.400	108	116	148,934
TOTALS	41	62	1	.399	1837	2136	3,178,646

WON-LOST, HOME AND AWAY

Year	Home Record					Away Record				
	W	L	T	PF	PA	W	L	T	PF	PA
1960	3	4	0	150	158	2	5	0	136	191
1961	4	2	1	223	166	5	2	0	190	147
1962	6	1	0	177	127	3	3	1	169	168
1963	5	1	1	190	90	2	5	0	137	167
1964	4	2	1	161	141	6	1	0	204	156
1965	1	4	2	112	141	3	4	0	132	161
1966	4	2	1	158	146	4	2	1	157	137
1967	2	4	0	123	171	1	6	1	157	218
1968	2	4	0	97	132	2	6	0	132	274
1969	2	5	0	122	143	2	5	0	144	173
1970	1	6	0	92	171	1	6	0	57	190
1971	5	2	0	150	129	1	6	0	88	196
1972	2	5	0	127	203	1	6	0	65	243
1973	3	4	0	128	134	2	5	0	130	166
1974	3	4	0	171	133	4	3	0	177	156
1975	2	5	0	132	153	1	6	0	126	205
1976	6	1	0	217	95	5	2	0	159	141
1977	6	1	0	135	73	3	4	0	143	144
1978	5	3	0	230	180	6	2	0	128	108
1979	6	2	0	238	130	3	5	0	173	196
1980	6	2	0	231	129	4	4	0	210	196
Totals	78	64	6	3364	2947	61	88	0	3014	3733
(POST SEASON GAMES)										
1963	—	—	—	—	—	1	1	0	36	57
1976	—	—	—	—	—	0	1	0	21	24
1978	0	1	0	14	31	—	—	—	—	—
Totals	0	1	0	14	31	1	2	0	57	81
Grand Totals	78	65	6	3378	2978	62	90	0	3071	4614

Note: Six home and eight away games in 1967 and 1968.

REGULAR SEASON OPPONENTS

SEPTEMBER 6 — AT FOXBORO

DECEMBER 20 — AT BALTIMORE

BALTIMORE COLTS

AFCEAST: 7-9 Record, 4th Place

HEAD COACH: Mike McCormack (2nd year Baltimore 7-9) (3 years Philadelphia 16-25-1)

PR: Walt Gutowski (Marge Blatt)

PHONE: (301) 356-9600

COLTS' LEADERS IN 1980 . . .

SCORING	—	Steve Mike-Mayer, 79 (43/46 PAT, 12/23 FG)
RUSHING	—	Curtis Dickey, 176-800-11 TDs
PASSING	—	Bert Jones, 446-248-3134-23 TDs 21 Int. 75.5 Rating
RECEIVING	—	Roger Carr, 61-924-5 TDs
KO RETURNS	—	Nesby Glasgow, 33-743-22.5 Avg.
PUNT RETURNS	—	Nesby Glasgow, 23-187-8.1 Avg.
INTERCEPTIONS	—	Bruce Laird, 5-71-0 TDs

SERIES NOTES: SERIES TIED 11-11 . . . The Patriots swept both games from the Colts in '80 evening up the series at 11 games a piece . . . '80 confrontations characterized by high scoring as Patriots beat Colts 37-21 at Baltimore (10/19) in a game highlighted by a coast to coast trip that sent league leading kickoff returner, Horace Ivory 98 yds. for a TD . . . five weeks later (11/23) the Colts traveled to Foxboro and lost to the Patriots by a 47-21 margin . . . up until the '80 season, the series had been split each year since the Patriots swept both games in 1974.

SEPTEMBER 13 — AT PHILADELPHIA

PHILADELPHIA EAGLES

NFC EAST: 12-4 Record, 1st Place, NFC Champions

HEAD COACH: Dick Vermeil (6th year 41-35, Postseason 3-3)

PR: Jim Gallagher (Chick McElrone)

PHONE: (215) 463-2500

EAGLES' LEADERS IN 1980 . . .

SCORING	—	Tony Franklin, 96 (48/48 PAT, 16/31 FG) (Tied for 4th in NFC)
RUSHING	—	Wilbert Montgomery, 193-778-8 TDs
PASSING	—	Ron Jaworski, 451-257-3529-27 TDs 12 Int. 91.0 Rating (1st NFC, 2nd NFL)
RECEIVING	—	Wilbert Montgomery, 50-407-2 TDs
KO RETURNS	—	Billy Campfield, 26-540-20.8 Avg.
PUNT RETURNS	—	John Sciarra, 36-330-9.2 Avg.
INTERCEPTIONS	—	Brenard Wilson, 6-79-0 TDs

SERIES NOTES: PATRIOTS LEAD SERIES 2-1 . . . Last meeting between the Patriots and Eagles was a 1980 preseason contest which the Eagles won 23-17 in Foxboro (8/24) . . . last two regular season meetings between the clubs have been won by the Patriots in Foxboro . . . in their first regular season meeting ever the Eagles won before a home crowd on a Tom Dempsey 12 yd. FG with 35 seconds left in the game (11/4/73) . . . lone setback suffered by the Patriots on the way to a 5-1 preseason record in 1977, was an Eagle 21-10 victory at Veterans Stadium (8/22/77).

SEPTEMBER 21 — AT FOXBORO

DALLAS COWBOYS

NFC EAST: 12-4 Record, 2nd Place, Wild Card

HEAD COACH: Tom Landry (22nd year 184-108-6, Postseason 17-12)

PR: Doug Todd (Greg Aiello)

PHONE: (214) 369-8000

1981 VETERAN ROSTER

		NFL						
No.	Name	Pos.	Hgt.	Wgt.	Exp.	Birthdate	College	
85	ADAMS, Julius	DE	6-4	263	10	4-26-48	Tex. Southern	
64	BISHOP, Richard	NT/DE	6-1	260	6	3-23-50	Louisville	
58	BROCK, Pete	OC	6-5	260	6	7-14-54	Colorado	
87	BROWN, Preston	WR/KR	5-10	184	2	3- 2-58	Vanderbilt	
63r	BUBEN, Mark	DE	6-3	260	2	3-23-57	Tufts	
44	CALHOUN, Don	RB	6-0	212	8	4-29-52	Kansas St.	
12	CAVANAUGH, Matt	QB	6-1	210	4	10-27-56	Pittsburgh	
35	CLARK, Allan	RB	5-10	186	3	6- 8-57	No. Arizona	
26	CLAYBORN, Ray	CB	6-1	190	5	1- 2-55	Texas	
55	COSTICT, Ray	OLB	6-0	218	4	3-19-55	Miss. State	
75	CRYDER, Bob	OG	6-4	265	4	9- 7-55	Alabama	
28	CURRIER, Bill	DB	6-0	195	5	1- 5-55	South Carolina	
43	FERGUSON, Vagas	RB	6-1	194	2	3- 6-57	Notre Dame	
48	FOX, Tim	FS	5-11	190	6	11- 1-53	Ohio St.	
81	FRANCIS, Russ	TE	6-6	235	7	4- 3-53	Oregon	
51	GOLIC, Bob	ILB	6-2	240	2	10-26-57	Notre Dame	
14	GROGAN, STEVE	QB	6-4	208	7	7-24-53	Kansas St.	
71	HAMILTON, Ray	NT	6-1	245	9	1-20-51	Oklahoma	
73	HANNAH, John	OG	6-2	265	9	4- 4-51	Alabama	
80	HASSELBECK, Don	TE	6-7	245	5	4- 1-55	Colorado	
59	HAWKINS, Mike	OLB	6-2	232	4	11-29-55	Texas A & I	
40	HAYNES, Mike	CB	6-2	195	6	7- 1-53	Arizona State	
6	HUBACH, Mike	P	5-10	185	2	1-26-58	Kansas	
23	IVORY, Horace	RB	6-0	198	5	8- 8-54	Oklahoma	
29	JACKSON, Harold	WR	5-10	175	14	1- 6-46	Jackson St.	
38	JAMES, Roland	CB	6-2	189	1	2- 2-58	Tennessee	
32	JOHNSON, Andy	RB	6-0	204	7	10-18-52	Georgia	
74	JORDAN, Shelby	OT	6-7	260	6	1-23-52	Wash.(MO)	
52	KING, Steve	OLB	6-4	230	9	6-10-51	Tulsa	
67	LENKAITIS, Bill	OC	6-4	255	14	6-30-46	Penn St.	
53	MATTHEWS, Bill	OLB	6-2	235	3	3-12-56	S. Dakota St.	
70r	McDOUGALD, Doug	DE	6-5	271	2	2- 6-57	VPI	
78	McGEE, Tony	DE	6-4	250	11	1-18-49	Bishop	
50	McGREW, Larry	OLB	6-4	231	2	7-23-57	USC	
66r	McMICHAEL, Steve	NT	6-1	245	2	10-17-57	Texas	
86	MORGAN, Stanley	WR	5-11	180	5	2-17-55	Tennessee	
57	NELSON, Steve	ILB	6-2	230	8	4-26-51	N. Dakota St.	
17	OWEN, Tom	QB	6-1	194	8	9- 1-52	Wichita State	
88	PENNYWELL, Carlos	WR	6-2	180	4	3-18-56	Grambling	
77	PUETZ, Garry	OT	6-4	255	9	3-14-52	Valpariso	
25	SANFORD, Rick	DB	6-1	192	3	1- 9-57	South Carolina	
68	SCHINDLER, Steve	OG	6-3	250	3	7-24-54	Boston Col.	
56	SHOATE, Rod	OLB	6-1	215	6	4-26-53	Oklahoma	
1	SMITH, John	K	6-0	185	8	12-30-49	Sthhmptn,Eng.	
31	STEWART, Jimmy	DB	5-11	190	3	10-15-54	Tulsa	
30	TATUPU, Mosi	RB	6-0	229	4	4-26-55	USC	
83	WESTBROOK, Don	WR	5-10	185	5	11- 1-52	Nebraska	
62	WHEELER, Dwight	OT	6-3	255	3	1-13-55	Tenn. St.	
54	ZAMBERLIN, John	ILB	6-2	232	3	2-13-56	Pac. Lutheran	

PATRIOTS PRONOUNCIATION GUIDE

Bob GOLIC	GO lick
Mike HUBACH	who BOTCH
Rick LANTZ	LANCE
Bill LENKAITIS	Len KIE tis
Ken NABER	NEIBH ber
Garry PUETZ	PETS
Rod SHOATE	SHOW oat
John TAUTOLO	TAW toe low
Mosi TATUPU	MOW see Ta too POO
John ZAMBERLIN	ZAM ber lynn

1981 FIRST YEAR ROSTER

No.	Name	Pos.	Hgt.	Wgt.	NFL		College
					Exp.	Birthdate	
94	BEARD, Reggie	WR	6-2	217	1	4-22-55	Chynny St., PA
90r	BLACKMON, Don	LB	6-3	235	R	3-14-58	Tulsa
93w	BROOKS, Stanley	WR	5-11	185	R	5-29-55	None
11	BUCKLEY, Brian	QB	6-2	205	R	2- 9-58	Harvard
46	BURKE, Bill	RB	5-10	200	R	4-16-58	AIC
96	BUSH, Mike	WR	6-1	188	R	4-14-58	Cal. Poly.-SLO
3	CAMARILLO, Rich	P	5-11	189	R	11-29-59	Washington
66w	CASSIDY, Charles	OT	6-3	264	R	12-26-53	Mnsfld St.(PA)
65r	CLARK, Steve	DE	6-5	258	R	10-29-59	Kansas St.
33	COLLINS, Tony	RB	5-11	202	R	5-27-59	East Carolina
63r	COMPTON, Russ	OC	6-2	240	R	3-25-55	Indiana
97	COOK, Charles	DE	6-3	255	R	5-13-59	Miami, FL
37	CRISSY, Cris	DB/KR	5-11	195	R	2- 3-59	Princeton
90w	DAVIDSON, Chy	WR	5-10	167	R	5- 9-59	Rhode Island
91	DAWSON, Lin	TE	6-3	235	R	6-24-59	N.Carolina St.
99w	ECCLESTON, Reggie	WR	5-11	185	R	6-26-58	Connecticut
72	FOSTER, Steve	OG	6-3	252	R	11-20-58	Springfield
93r	GOLDEN, Tim	OLB	6-2	220	R	11-15-59	Florida
76	HOLLOWAY, Brian	OT	6-7	273	R	7-25-59	Stanford
92w	KLEIN, John	WR	6-1	185	R	2-10-59	Cent.Conn.St.
99r	LYON, Todd	NT	6-2	247	1	6- 9-57	AIC
41	MANNING, Bob	DB	6-2	180	R	4- 3-59	UMass.
98r	McCARTY, Colin	NT	6-2	263	R	5-22-58	Temple
10	NABER, Ken	P/K	6-3	180	R	2-24-59	Stanford
21	PINKSTON, Arnie	DB	6-0	172	1	8- 2-58	Yale
42	QUINN, John	SS	6-1	203	1	9-24-57	Springfield
65w	REGAN, Bob	OT	6-4	258	R	4- 3-59	Yale
60	RILL, Jim	OC	6-5	252	R	10- 7-58	Dartmouth
9	ROSS, Mark	P	5-10	175	R	11- 2-57	NE Oklahoma
92r	ROSS, Tim	OLB	6-5	216	R	12-27-58	Bowling Green
97	SIDOR, Tony	TE	6-4	233	R	1-31-59	Syracuse
24	STEVENS, Kyle	RB	5-8	180	R	7-13-58	Washington
27	TATE, Ronald	RB	6-1	212	R	7-12-58	NC Central
70w	TAUTOLO, John	OG	6-1	260	R	5-29-59	UCLA
82	TOLER, Ken	WR	6-2	195	R	4- 9-59	Mississippi
34	VILLELLA, Rich	RB	5-11	197	R	1-18-59	Brown
45	WALKER, Lea	RB	6-3	228	R	11-10-56	Tex. Southern
36	WEBB, John	DB	6-1	184	R	9-23-57	Connecticut
47	WILSON, Darrell	DB	5-11	180	R	7-28-58	Connecticut
61	WOOTEN, Ron	OG	6-4	257	R	6-28-59	North Carolina
98w	WRIGHT, Edward	WR	5-11	174	R	1-27-58	Wake Forest
95	WRIGHT, Gary	TE	6-3	235	R	4- 8-57	AIC

NOTES: The number in the NFL experience column indicates the number of the season the player will be entering in 1981. The designation "R" in the NFL experience column indicates the player will be attending his first NFL camp. The designation "1" in the NFL experience column indicates the player reported to a NFL camp in a previous year but has not been active for at least three regular or postseason games during the same season. In training camp, several players wear duplicate jersey numbers. Defensive players wear red jerseys and are designated with a (r) while offensive players wear white jerseys and are designated with a (w).

DID YOU KNOW????

Of the ten players chosen by the Patriots in the 1981 NFL Draft, there were two sets of former high school teammates included in the group. RB Tony Collins (D-2) and FS Cris Crissy (D-12) played together at Penn Yan (NY) Academy while OG Ron Wooten (D-6) and TE Lin Dawson (D-8b) were teammates at Kinston (NC) H.S.

COWBOYS' LEADERS IN 1980 . . .

SCORING	—	Rafael Septien, 92 (59/60 PAT, 11/17 FG) (6th NFC)
RUSHING	—	Tony Dorsett, 278-1185-11 TDs (5th NFC, 6th NFL)
PASSING	—	Danny White, 436-260-3287-28 TDs 25 Int. 82.4 Rating (7th NFC, 9th NFL)
RECEIVING	—	Tony Hill, 60-1055-8 TDs
KO RETURNS	—	James Jones, 32-720-22.5 Avg. (6th NFC)
PUNT RETURNS	—	James Jones, 54-548-10.1 Avg. (4th NFC, 5th NFL)
INTERCEPTIONS	—	Dennis Thurman, 5-114-1 TD

SERIES NOTES: COWBOYS LEAD SERIES 3-0 . . . The Patriots will be looking for their first win ever against the Cowboys this year . . . 14 unanswered 2nd half points by the Cowboys propelled them to a 17-10 victory over a then 10-3 Patriot team in the two clubs' last game (12/3/78 at Dallas) . . . in the two teams' first meeting the Patriots helped the Cowboys dedicate Texas Stadium on 10/24/71 with 65,708 fans watching the home team chalk up a 44-21 victory.

SEPTEMBER 27 — AT PITTSBURGH

PITTSBURGH STEELERS

AFC CENTRAL: 9-7 Record, 3rd Place

HEAD COACH: Chuck Noll (13th year 109-64-1, Postseason 14-4)

PR: Joe Gordon (John Evenson)

PHONE: (412) 323-1200

STEELERS' LEADERS IN 1980 . . .

SCORING	—	Matt Bahr, 96 (39/42 PAT, 19/28 FG) (6th AFC)
RUSHING	—	Franco Harris, 208-789-4 TDs
PASSING	—	Terry Bradshaw, 424-218-3339-24 TDs 22 Int. 75.1 Rating (6th AFC)
RECEIVING	—	Lynn Swann, 44-710-7 TDs
KO RETURNS	—	Larry Anderson, 14-379-27.1 Avg.
PUNT RETURNS	—	Theo Bell, 34-339-10.0 Avg. (3rd AFC)
INTERCEPTIONS	—	Donnie Shell, 7-135-0 TDs (4th AFC, 6th NFL)

SERIES NOTES: STEELERS LEAD SERIES 3-1 . . . in the last regular season outing between the two clubs the Black and Gold left Foxboro on 9/3/79 with a 16-13 OT victory on a 41 yd. FG by Matt Bahr . . . the Patriots traveled to Three Rivers Stadium on 9-26-76 with a 1-1 record and shocked the Steelers with a come-from-behind 30-27 win that started the Patriots on the way to an 11-3-0 record and a AFC wild card playoff spot.

OCTOBER 4 — AT FOXBORO

KANSAS CITY CHIEFS

AFC WEST: 8-8 Record, 3rd Place

HEAD COACH: Marv Levy (4th year 19-29)

PR: Bob Sprenger (Doug Kelly)

PHONE: (816) 924-9300

CHIEFS' LEADERS IN 1980 . . .

SCORING	—	Nick Lowery, 97 (37/37 PAT, 20/26 FG) (5th AFC)
RUSHING	—	Ted McKnight, 206-693-3 TDs
PASSING	—	Steve Fuller, 320-193-2250-10 TDs 12 Int. 76.1 Rating (4th AFC)
RECEIVING	—	Henry Marshall, 47-799-6 TDs
KO RETURNS	—	Carlos Carson, 40-917-22.9 Avg. (5th AFC) (9th NFL)
PUNT RETURNS	—	J.T. Smith, 40-581-14.5 Avg. (1st AFC) (1st NFL)
INTERCEPTIONS	—	Gary Barbaro, 10-163-0 TDs (2nd AFC) (2nd NFL)

SERIES NOTES: CHIEFS LEAD SERIES 11-6-3 . . . this will mark the 21st regular season meeting between the two clubs . . . last meeting between the two clubs was a Patriot 24-7 preseason victory (8/20/78)

played at Foxboro . . . the first time these two teams met in regular season play was 11/18/60 when the Patriots posted a 42-14 victory over the then Dallas Texans before 14,721 fans at Boston University Field . . . '81 meeting will be KC head coach Marv Levy's first regular season game with the Patriots . . . the last two regular season meetings between the two clubs have been at Foxboro.

OCTOBER 11 — AT NEW YORK JETS

NOVEMBER 15 — AT FOXBORO

NEW YORK JETS

AFC EAST: 4-12 Record, 5th Place

HEAD COACH: Walt Michaels (5th year 23-39)

PR: Frank Ramos (Ron Cohen)

PHONE: (212) 421-6600

JETS' LEADERS IN 1980 . . .

SCORING	—	Pat Leahy, 78 (36/36 PAT, 14/22 FG)
RUSHING	—	Scott Dierking, 156-567-6 TDs
PASSING	—	Richard Todd, 479-264-3329-17 TDs 30 Int. 62.4 Rating
RECEIVING	—	Bruce Harper, 50-634-3 TDs
KO RETURNS	—	Bruce Harper, 49-1070-21.8 Avg. (9th AFC)
PUNT RETURNS	—	Bruce Harper, 28-242-8.6 Avg. (7th AFC)
INTERCEPTIONS	—	Ken Schroy, 8-91-1 TD (3rd AFC) (4th NFL)

SERIES NOTES: JETS LEAD SERIES 24-17-1 . . . the Patriots have won 7 of the last 10 outings with the Jets . . . special teams play spelled the difference in Patriots' '80 series sweep as Mike Haynes returned a blocked FG 65 yds. for a TD (10/5 at Shea Stadium) and Roland James scored his first pro TD by returning a Chuck Ramsey punt 75 yds. (11/2 at Schaefer Stadium) . . . in the last 3 outings at Foxboro the Patriots have outscored the Jets 145 to 45 . . . while at the Jets' helm Walt Michaels has compiled a 2-6 regular season record against the Patriots.

OCTOBER 18 — AT FOXBORO

HOUSTON OILERS

AFC CENTRAL: 11-5 Record, 2nd Place, Wild Card

HEAD COACH: Ed Biles (1st year)

PR: Mike McClure (Bob Hyde)

PHONE: (713) 797-9111

OILERS' LEADERS IN 1980 . . .

SCORING	—	Toni Fritsch, 83 (26/27 PAT, 19/24 FG)
RUSHING	—	Earl Campbell, 373-1934-13 TDs (1st AFC) (1st NFL)
PASSING	—	Ken Stabler, 457-293-3202-13 TDs 28 Int. 68.6 Rating
RECEIVING	—	Mike Barber, 59-712-5 TDs (8th AFC)
KO RETURNS	—	Carl Roaches, 37-746-20.2 Avg.
PUNT RETURNS	—	Carl Roaches, 47-384-8.2 Avg.
INTERCEPTIONS	—	Jack Tatum, 7-100-0 TDs (6th AFC) (8th NFL)

SERIES NOTES: SERIES TIED 12-12-1 . . . Oilers have won the last three meetings in the regular season series as well as a 1978 divisional playoff game 31-14 (at Foxboro 12/31) . . . the Patriots have played four games in the Astrodome, losing three times (38-34 in 1980, 27-23 in 1969 and 45-17 in 1968) while beating the Oilers once, 32-0 in 1973 . . . Oilers are the last team to blank the Patriots, doing so 7-0 on opening day of '75 (9/21 at Foxboro) . . . since then the Patriots have scored in 89 consecutive games, the longest team scoring streak in club history . . . in the streak, the Patriots have outscored their opponents, 2122-1748.

OCTOBER 25 — AT WASHINGTON

WASHINGTON REDSKINS

NFC EAST: 6-10 Record, 3rd Place

HEAD COACH: Joe Gibbs (1st year)

PR: Joe Blair (Charlie Taylor)

PHONE: (703) 471-9100

REDSKINS' LEADERS IN 1980 . . .

SCORING	—	Mark Moseley, 81 (27/30 PAT, 18/33 FG) (Tied fourth NFC)
RUSHING	—	Wilbur Jackson, 176-708-3 TDs
PASSING	—	Joe Theismann, 454-262-2962-17 TDs 16 Int. 75.1 Rating (8th NFC)
RECEIVING	—	Art Monk, 58-797-3 TDs
KO RETURNS	—	Mike Nelms 38-810-21.3 Avg.
PUNT RETURNS	—	Mike Nelms, 48-487-10.1 Avg. (5th NFC) (6th NFL)
INTERCEPTIONS	—	Lemar Parrish, 7-13-0 TDs (3rd NFC)

SERIES NOTES: SERIES TIED 1-1 . . . the two clubs will meet twice in '81, the Redskins will travel to Foxboro for a preseason contest on 8/30 and the Patriots will make their way to Washington on 10/25 for a regular season game . . . '81 matchups will be Redskins' Joe Gibbs first against the Patriots as a head coach . . . since interconference play began in 1970, the Patriots hold an 18-16 record against NFC opponents, second best record among AFC East teams . . . Miami holds the best record against the NFC (29-5-0).

NOVEMBER 1 — AT OAKLAND

OAKLAND RAIDERS

AFC WEST: 11-5 Record, 2nd Place, Wild Card, Super Bowl XV Champions

HEAD COACH: Tom Flores (3rd year 20-12, Post season 4-0)

PR: John Herrera

PHONE: (415) 562-5900

RAIDERS' LEADERS IN 1980 . . .

SCORING	—	Chris Bahr, 98 (41/44 PAT, 19/37 FG) (4th AFC)(4th NFL)
RUSHING	—	Mark van Eeghen, 222-838-5 TDs (4th AFC)
PASSING	—	Jim Plunkett, 320-165-2299-18 TDs, 16 Int. 72.9 Rating (9th AFC)
RECEIVING	—	Bob Chandler, 49-786-10 TDs
KO RETURNS	—	Ira Matthews, 29-585-20.2 Avg.
PUNT RETURNS	—	Ira Matthews, 48-421-8.8 Avg. (6th AFC)
INTERCEPTIONS	—	Lester Hayes, 13-273-1 TD (1st AFC) (1st NFL)

SERIES NOTES: PATRIOTS LEAD SERIES 11-9-1 . . . the Patriots and Raiders will meet in the preseason (8/22) and regular season (11/1) in 1981 . . . this will be the 22nd meeting between the two clubs dating back to 10/16/60 when the Raiders posted a 27-14 win over the then Boston Patriots at Kezar Stadium (San Francisco) . . . Patriots have been winners in 3 out of the two clubs' last 4 regular season games . . . this year, Tom Flores will be making his regular season debut against the Patriots as the Raiders' head coach . . . Flores holds a 1-0 preseason record against the Patriots.

NOVEMBER 8 — AT FOXBORO

DECEMBER 6 — AT MIAMI

MIAMI DOLPHINS

AFC EAST: 8-8 Record, 3rd Place

HEAD COACH: Don Shula (12th year Miami; 112-47-1, Post-season 8-5) (7 years Baltimore 71-23-4, Post-Season 2-3)

PR: Bob Kearney (Charlie Callahan)

PHONE: (305) 576-1000

DOLPHINS' LEADERS IN 1980 . . .

SCORING	—	Uwe von Schamann 74, (32/32 PAT, 14/23 FG)
RUSHING	—	Delvin Williams, 187-671-2 TDs
PASSING	—	David Woodley, 327-176-1850-14 TDs, 17 Int. 63.2 Rating
RECEIVING	—	Tony Nathan, 57-588-5 TDs
KO RETURNS	—	Don Bessillieu, 40-890-22.3 Avg. (8th AFC)
PUNT RETURNS	—	Tony Nathan, 23-178-7.7 Avg.
INTERCEPTIONS	—	Gerald Small, 7-46-0 TDS (9th AFC)

SERIES NOTES: DOLPHINS LEAD SERIES 18-11 . . . Patriots have won five straight over the Dolphins at Foxboro but have been beaten by the Dolphins at the Orange Bowl the last 13 times the two clubs have met there . . . in their first '80 confrontation (10/12) the Patriots shutout the Dolphins 34-0, handing the Dolphins their first shutout loss since 1970 . . . in the last regular season outing between the two clubs Miami's Uwe von Schamann kicked a 23 yd. FG at 3:15 into the OT period to beat the Patriots, 16-13 . . . series has been split every season since Dolphins swept both games in '75 . . . over his coaching career, Don Shula, holds an 18-11 record against the Patriots.

NOVEMBER 29 — AT FOXBORO

ST. LOUIS CARDINALS

NFC EAST: 5-11 Record, 4th Place

HEAD COACH: Jim Hanifan (2nd year, 5-11)

PR: Bing Devine (Marty Ingel)

PHONE: (314) 421-0777

CARDINALS' LEADERS IN 1980 . . .

SCORING	—	Ottis Anderson, 54 (9 TDR)
RUSHING	—	Ottis Anderson, 301-1352-9 TDs (2nd NFC) (3rd NFL)
PASSING	—	Jim Hart, 425-228-2946-16 TDs 20 Int. 68.4 Rating
RECEIVING	—	Pat Tilley, 68-966-6 TDs (5th NFC) (8th NFL)
KO RETURNS	—	Roy Green, 32-745-23.3 Avg. (4th NFC) (6th NFL)
PUNT RETURNS	—	Roy Green, 16-168-10.5 Avg. (3rd NFL) (4th NFC)
INTERCEPTIONS	—	Ken Stone, 5-63-0 TDs

SERIES NOTES: CARDINALS LEAD SERIES 2-1 . . . the Cardinals will be traveling to Foxboro for the first time in club history . . . in the short regular season series between the two clubs, all 3 games have been played in St. Louis . . . in the two clubs' last outing, Patriots handed the Cards a 16-6 loss (9/10/78) . . . the Cardinals and Patriots have never met in preseason competition . . . Jim Hanifan will be making his first appearance against the Patriots as the Cardinals head coach.

NOVEMBER 22 — AT BUFFALO

DECEMBER 13 — AT FOXBORO

BUFFALO BILLS

AFC EAST: 11-5 Record, 1st Place

HEAD COACH: Chuck Knox (4th year Buffalo 23-25, Post season 0-1) (5 years Los Angeles 54-15-1, Postseason 3-5)


PR: Budd Thalman (Mike Shaw)

PHONE: (716) 648-1800

BILLS' LEADERS IN 1980 . . .

SCORING	—	Nick Mike-Mayer, 76 (37/39 PAT, 13/23 FG)
RUSHING	—	Joe Cribbs, 306-1185-11 TDs (2nd AFC) (7th NFL)
PASSING	—	Joe Ferguson, 439-251-2805-20 TDs 18 Int. 74.7 Rating (7th AFC)
RECEIVING	—	Jerry Butler 57-832-6 TDs (9th AFC)
KO RETURNS	—	Terry Miller 16-303-18.9 Avg.
PUNT RETURNS	—	Joe Cribbs 29-154-5.3 Avg.
INTERCEPTIONS	—	Steve Freeman, 7-107-1 TD (5th AFC) (7th NFL)

SERIES NOTES: BILLS LEAD SERIES 21-20-1 . . . '81 season will mark the 43rd and 44th regular season meetings between the clubs that began as an original AFL series . . . Patriots have won 7 of the last 10 outings in the regular season series . . . in their last six meetings at Schaefer, both teams have won three times . . . Patriot head coach Ron Erhardt holds a 2-2 career record against the Bills while Bills' mentor, Chuck Knox, is 2-4 against the Patriots while with the Bills . . . as head coach of the Rams, Knox lost to the Patriots in 1974 (9/29 at Foxboro).



BRYANT COLLEGE SUMMER HOME OF THE PATRIOTS

Since 1976, the Patriots have conducted summer practice sessions at Bryant College in Smithfield, Rhode Island. Situated on a beautiful 290 acre campus located 12 miles northwest of Providence, Bryant offers undergraduate degrees in Business Administration and Criminal Justice as well as Graduate Programs in Business Administration. Bryant's enrollment includes over 5,000 students attending both day and evening programs while more than 2,500 of the students, reside on campus.

Bryant has a 117 year-old tradition of excellence in business education and relocated from a Providence campus in 1971. Since that time, the campus has expanded to accommodate an ever increasing student enrollment. The focal point of the campus is the award-winning Unistructure (pictured above) that houses faculty, administrative and student activities offices as well as all classrooms, a swimming pool, bank, U.S. Post Office, bookstore, dining facilities and the Patriot's summer offices. Currently under construction is a Multipurpose Activities Center which will adjoin the present gym building.

Since moving their summer training site to Bryant, the Patriots have amassed a 50-26 regular season record (65.8%), indicative of the fine pre-season training facilities offered at the Smithfield campus.

REGULAR SEASON RESULTS YEAR-BY-YEAR

1960 (Fourth in AFL-East, 5-9-0)

Date	Score	Opponent	Result	Attendance
9/ 9	10-13	Denver	L	21,597
9/16	28-24	at New York	W	19,220
9/23	0-13	Buffalo	L	20,732
10/ 8	35- 0	at Los Angeles	W	18,226
10/16	14-27	Oakland (at S. F.)	L	11,500
10/23	24-31	at Denver	L	12,683
10/28	16-45	Los Angeles	L	13,988
11/ 4	34-28	Oakland	W	8,446
11/11	38-21	New York	W	11,653
11/18	42-14	Dallas	W	14,721
11/25	10-24	Houston	L	27,123
12/ 4	14-38	at Buffalo	L	14,335
12/11	0-34	at Dallas	L	12,000
12/18	21-37	at Houston	L	22,352
Total	286-349			228,576

NOTE: All home games played at Boston University Field.

1961 (Second in AFL-East, 9-4-1)

Date	Score	Opponent	Result	Attendance
9/ 9	20-21	New York	L	16,683
9/16	45-17	Denver	W	14,479
9/23	23-21	at Buffalo	W	21,504
10/ 1	30-37	at New York	L	15,189
10/ 7	27-38	San Diego	L	17,748
10/13	31-31	Houston	T	15,070
10/22*	52-21	Buffalo	W	9,398
10/29	18-17	at Dallas	W	20,500
11/ 3	28-21	Dallas	W	25,063
11/12	15-27	at Houston	L	35,649
11/17	20-17	Oakland	W	17,169
12/ 3	28-24	at Denver	W	9,303
12/ 9	35-21	Oakland (at S. F.)	W	6,500
12/17	41- 0	at San Diego	W	21,339
Total	413-313			245,594

* Hurricane threat postponed this originally scheduled night game from October 20.

NOTE: All home games played at Boston University Field.

1962 (Second in AFL-East, 9-4-1)

Date	Score	Opponent	Result	Attendance
9/ 8	28-42	at Dallas	L	32,000
9/16	34-21	Houston	W	32,276
9/21	41-16	Denver	W	21,038
10/ 6	43-14	at New York	W	14,412
10/12	7-27	Dallas	L	23,874
10/19	24-20	San Diego	W	20,888
10/26	26-16	Oakland	W	12,514
11/ 3	28-28	at Buffalo	T	33,247
11/11	33-29	at Denver	W	28,187
11/18	17-21	at Houston	L	35,250
11/23	21-10	Buffalo	W	20,021
11/30	24-17	New York	W	20,015
12/ 9	20-14	at San Diego	W	19,887
12/16	0-20	at Oakland	L	8,000
Total	346-295			321,609

NOTE: All home games played at Boston University Field with exception of 9/16 game vs. Houston which was played at Harvard Stadium.

1963 (First in AFL-East, 7-6-1)

Date	Score	Opponent	Result	Attendance
9/ 8	38-14	New York	W	24,120
9/14	13-17	at San Diego	L	26,097
9/22	20-14	at Oakland	W	17,131
9/29	10-14	at Denver	L	18,636
10/ 5	24-31	at New York	L	16,769
10/11	20-14	Oakland	W	26,494
10/18	40-21	Denver	W	25,418
10/26	21-28	at Buffalo	L	29,243
11/ 1	45- 3	Houston	W	31,185
11/10	6- 7	San Diego	L	28,402
11/17	24-24	Kansas City	T	17,270
12/ 1	17- 7	Buffalo	W	16,981
12/ 8	46-28	at Houston	W	23,462
12/14	3-35	at Kansas City	L	12,598
Total	327-257			313,806

1963—(Continued)**EASTERN DIVISION CHAMPIONSHIP**

12/28	26-6	at Buffalo	W	33,044
-------	------	------------	---	--------

AFL CHAMPIONSHIP

1/ 5	10-51	at San Diego	L	31,270
------	-------	--------------	---	--------

Grand

Total	363-316			378,120
-------	---------	--	--	---------

NOTE: All home games played at Fenway Park with exception of 9/8 vs. New York which was played at Boston College Alumni Stadium.

1964 (Second in AFL-East, 10-3-1)

Date	Score	Opponent	Result	Attendance
9/13	17-14	at Oakland	W	21,126
9/20	33-28	at San Diego	W	20,568
9/27	26-10	New York	W	22,716
10/ 4	39-10	at Denver	W	15,485
10/ 9	17-26	San Diego	L	35,096
10/16	43-43	Oakland	T	23,279
10/23	24- 7	Kansas City	W	27,400
10/31	14-35	at New York	L	45,033
11/ 6	25-24	Houston	W	28,161
11/15	36-28	at Buffalo	W	42,308
11/20	12- 7	Denver	W	24,979
11/29	34-17	at Houston	W	17,560
12/ 6	31-24	at Kansas City	W	13,166
12/20	14-24	Buffalo	L	38,021

Total	365-297			374,898
-------	---------	--	--	---------

NOTE: All home games played at Fenway Park with exception of 9/27 vs. New York which was played at Boston College Alumni Stadium.

1965 (Third in AFL-East, 4-8-2)

Date	Score	Opponent	Result	Attendance
9/11	7-24	at Buffalo	L	45,502
9/19	10-31	at Houston	L	32,445
9/24	10-27	Denver	L	26,782
10/ 3	17-27	at Kansas City	L	26,773
10/ 8	10-24	Oakland	L	24,824
10/17	13-13	San Diego	T	20,924
10/24	21-30	at Oakland	L	20,858
10/31	22- 6	at San Diego	W	33,366
11/ 7	7-23	Buffalo	L	24,415
11/14	20-30	New York	L	18,589
11/21	10-10	Kansas City	T	13,056
11/28	27-23	at New York	W	59,334
12/12	28-20	at Denver	W	27,207
12/18	42-14	Houston	W	14,508

Total	244-302			388,583
-------	---------	--	--	---------

NOTE: All home games played at Fenway Park.

1966 (Second in AFL-East, 8-4-2)

Date	Score	Opponent	Result	Attendance
9/10	0-24	at San Diego	L	29,539
9/18	24-10	at Denver	W	25,337
9/25	24-43	Kansas City	L	22,641
10/ 2	24-24	New York	T	27,255
10/ 8	20-10	at Buffalo	W	45,542
10/23	35-17	San Diego	W	32,371
10/30	24-21	Oakland	W	26,941
11/ 6	10-17	Denver	L	18,154
11/13	27-21	Houston	W	23,426
11/20	27-27	at Kansas City	T	41,475
11/27	20-14	at Miami	W	22,754
12/ 4	14- 3	Buffalo	W	39,350
12/11	38-14	at Houston	W	17,100
12/18	28-38	at New York	L	58,921

Total	315-283			430,806
-------	---------	--	--	---------

NOTE: All home games played at Fenway Park.

1967 (Fifth in AFL-East, 3-10-1)

Date	Score	Opponent	Result	Attendance
9/ 3	21-26	at Denver	L	35,488
9/ 9	14-28	at San Diego	L	39,337
9/17	7-35	at Oakland	L	26,289
9/24	23- 0	at Buffalo	W	45,748
10/ 8*	31-31	at San Diego	T	23,620
10/15	41-10	Miami	W	23,955
10/22	14-48	Oakland	L	25,057
10/29	23-30	at New York	L	62,784

1967—(Continued)

11/ 5	18- 7	Houston	W	19,422
11/12	10-33	Kansas City	L	23,010
11/19	24-29	New York	L	26,790
11/26	6-27	at Houston	L	28,044
12/ 9	16-44	Buffalo	L	20,627
12/17	32-41	at Miami	L	25,969

Total 280-389 426,140

* Scheduled as home game, played at San Diego because of World Series at Fenway Park.

NOTE: All home games played in Fenway Park with exception of 10/15 vs. Miami which was played at Boston College Alumni Stadium.

1968 (Fourth in AFL-East, 4-10-0)

Date	Score	Opponent	Result	Attendance
9/ 8	16- 7	at Buffalo	W	38,865
9/22*	31-47	New York	L	29,192
9/29	20-17	at Denver	W	37,024
10/ 6	10-41	at Oakland	L	44,253
10/13	0-16	Houston	L	32,502
10/20	23- 6	Buffalo	W	21,082
10/27	14-48	at New York	L	62,351
11/ 3	14-35	Denver	L	18,304
11/10	17-27	San Diego	L	19,278
11/17	17-31	at Kansas City	L	48,271
11/24	10-34	Miami	L	18,305
12/ 1	33-14	Cincinnati	W	17,796
12/ 8	7-38	at Miami	L	24,242
12/15	17-45	at Houston	L	34,198

Total 229-406 445,663

* Scheduled as home game, played in Birmingham, Alabama, because of conflict with major league baseball.

NOTE: All home games played at Fenway Park.

1969 (Tied for third in AFL-East, 4-10-0)

Date	Score	Opponent	Result	Attendance
9/14	7-35	at Denver	L	43,679
9/21	0-31	Kansas City	L	22,002
9/28	23-38	Oakland	L	19,069
10/ 5	14-23	New York	L	25,584
10/11	16-23	at Buffalo	L	46,201
10/19	10-13	San Diego	L	18,346
10/26	17-23	at New York	L	62,298
11/ 2	24- 0	Houston	W	19,006
11/ 9	16-17	Miami	L	19,821
11/16	25-14	at Cincinnati	W	27,927
11/23	35-21	Buffalo	W	25,584
11/30	38-23	Miami (at Tampa)	W	32,121
12/ 7	18-28	at San Diego	L	33,146
12/14	23-27	at Houston	L	39,215

Total 266-316 433,999

NOTE: All home games played at Boston College Alumni Stadium.

1970 (Fifth in AFC-East, 2-12-0)

Date	Score	Opponent	Result	Attendance
9/20	27-14	Miami	W	32,607
9/27	21-31	New York Jets	L	36,040
10/ 4	6-14	Baltimore	L	38,235
10/11	10-23	at Kansas City	L	50,698
10/18	0-16	New York Giants	L	39,091
10/25	3-27	at Baltimore	L	60,240
11/ 1	10-45	Buffalo	L	31,148
11/ 8	0-31	at St. Louis	L	46,466
11/15	14-16	San Diego	L	30,597
11/22	3-17	at New York Jets	L	61,822
11/29	14-10	at Buffalo	W	31,427
12/ 6	20-37	at Miami	L	51,032
12/13	14-35	Minnesota	L	37,819
12/20	7-45	at Cincinnati	L	60,157

Total 149-361 607,379

NOTE: All home games played at Harvard Stadium.

1971 (Third in AFC-East, 6-8-0)

Date	Score	Opponent	Result	Attendance
9/19	20- 6	Oakland	W	55,405
9/26	7-34	Detroit	L	61,057
10/ 3	3-23	Baltimore	L	61,232
10/10	20- 0	New York Jets	W	61,357
10/17	3-41	at Miami	L	58,822
10/24	21-44	at Dallas	L	65,708

1971—(Continued)

10/31	10-27	at San Francisco	L	45,092
11/ 7	28-20	Houston	W	53,155
11/14	38-33	Buffalo	W	57,446
11/21	7-27	at Cleveland	L	65,238
11/28	20-27	at Buffalo	L	27,166
12/ 5	34-13	Miami	W	61,457
12/12	6-13	at New York Jets	L	63,175
12/19	21-17	at Baltimore	W	57,942
Total	238-325			794,252

NOTE: All home games played at Schaefer Stadium.

1972 (Fifth in AFC-East, 3-11-0)

Date	Score	Opponent	Result	Attendance
9/17	7-31	Cincinnati	L	60,999
9/24	21-20	Atlanta	W	60,999
10/ 1	24-23	Washington	W	60,999
10/ 8	14-38	at Buffalo	L	41,749
10/15	13-41	New York Jets	L	60,999
10/22	3-33	at Pittsburgh	L	46,081
10/29	10-24	at New York Jets	L	62,867
11/ 6	17-24	Baltimore	L	60,999
11/12	0-52	at Miami	L	80,010
11/19	24-27	Buffalo	L	60,999
11/26	0-31	at Baltimore	L	54,907
12/ 3	21-37	Miami	L	60,999
12/10	17-10	at New Orleans	W	64,889
12/17	21-45	at Denver	L	51,656
Total	192-446			829,152

1973 (Third in AFC-East, 5-9-0)

Date	Score	Opponent	Result	Attendance
9/16	13-31	Buffalo	L	56,114
9/23	7-10	Kansas City	L	57,918
9/30	23-44	at Miami	L	80,047
10/ 7	24-16	Baltimore	W	57,044
10/14	7- 9	New York Jets	L	58,659
10/21	13-10	at Chicago	W	55,701
10/28	14-30	Miami	L	61,279
11/ 4	23-24	at Philadelphia	L	65,070
11/11	13-33	at New York Jets	L	60,737
11/18	33-24	Green Bay	W	61,279
11/25	32- 0	at Houston	W	27,344
12/ 2	30-14	San Diego	W	58,150
12/ 9	13-37	at Buffalo	L	75,841
12/16	13-18	at Baltimore	L	52,065
Total	258-300			827,248

1974 (Tied for third in AFC-East, 7-7-0)

Date	Score	Opponent	Result	Attendance
9/15	34-24	Miami	W	55,006
9/22	28-20	at New York Giants	W	49,267
9/29	20-14	Los Angeles	W	61,279
10/ 6	42- 3	Baltimore	W	59,502
10/13	24- 0	at New York Jets	W	61,400
10/20	28-30	at Buffalo	L	80,020
10/27	17-14	at Minnesota	W	48,497
11/ 3	28-29	Buffalo	L	61,279
11/10	14-21	Cleveland	L	61,279
11/17	16-21	New York Jets	L	61,279
11/24	27-17	at Baltimore	W	38,971
12/ 1	26-41	at Oakland	L	54,020
12/ 8	17-21	Pittsburgh	L	61,279
12/15	27-34	at Miami	L	79,420
Total	348-289			832,498

1975 (Fifth in AFC-East, 3-11-0)

Date	Score	Opponent	Result	Attendance
9/21	0- 7	Houston	L	54,212
9/28	14-22	Miami	L	61,279
10/ 5	7-36	at New York Jets	L	61,415
10/12	10-27	at Cincinnati	L	55,856
10/19	21-10	Baltimore	W	56,844
10/26	24-16	San Francisco	W	60,691
11/ 2	17-24	at St. Louis	L	47,263
11/ 9	33-19	at San Diego	W	26,090
11/16	31-34	Dallas	L	61,279
11/23	31-45	at Buffalo	L	69,207
12/ 1	7-20	at Miami	L	68,480
12/ 7	28-30	New York Jets	L	57,539
12/14	14-34	Buffalo	L	59,646
12/21	21-34	at Baltimore	L	50,801
Total	258-358			790,602

1976 (Tied for First in AFC-East, 11-3-0)

Date	Score	Opponent	Result	Attendance
9/12	13-27	Baltimore	L	43,637
9/19	30-14	Miami	W	46,227
9/26	30-27	at Pittsburgh	W	50,350
10/ 3	48-17	Oakland	W	61,279
10/10	10-30	at Detroit	L	63,711
10/18	41- 7	New York Jets	W	51,236
10/24	26-22	at Buffalo	W	50,383
10/31	3-10	at Miami	L	57,984
11/ 7	20-10	Buffalo	W	61,279
11/14	21-14	at Baltimore	W	60,020
11/21	38-24	at New York Jets	W	58,509
11/28	38-14	Denver	W	61,279
12/ 5	27- 6	New Orleans	W	54,057
12/12	31-14	at Tampa	W	46,475
Total	376-236			820,463
AFC PLAYOFF				
12/18	21-24	at Oakland	L	54,037
Grand Total	397-260			874,500

1977 (Third in AFC-East, 9-5-0)

Date	Score	Opponent	Result	Attendance
9/18	21-17	Kansas City	W	58,288
9/26	27-30	at Cleveland (OT)	L	77,910
10/ 2	27-30	at New York Jets	L	49,801
10/ 9	31- 0	Seattle	W	54,363
10/16	24-20	at San Diego	W	51,143
10/23	17- 3	Baltimore	W	61,279
10/30	24-13	New York Jets	W	61,279
11/ 6	14-24	Buffalo	L	61,279
11/13	5-17	at Miami	L	67,907
11/20	20- 7	at Buffalo	W	31,157
11/27	14- 6	Philadelphia	W	58,192
12/ 4	16-10	at Atlanta	W	60,738
12/11	14-10	Miami	W	61,279
12/18	24-30	at Baltimore	L	60,763
Total	278-217			815,378

1978 (Tied for First in AFC-East, 11-5-0)

Date	Score	Opponent	Result	Attendance
9/ 3	14-16	Washington	L	55,063
9/10	16- 6	at St. Louis	W	49,555
9/18	27-34	Baltimore	L	57,503
9/24	21-14	at Oakland	W	53,500
10/ 1	28-23	San Diego	W	61,297
10/ 8	24-14	Philadelphia	W	61,297
10/15	10- 3	at Cincinnati	W	56,257
10/22	33-24	Miami	W	61,297
10/29	55-21	New York Jets	W	61,297
11/ 5	14-10	at Buffalo	W	46,101
11/12	23-26	Houston	L	61,297
11/19	19-17	at New York Jets	W	60,372
11/26	35-14	at Baltimore	W	49,404
12/ 3	10-17	at Dallas	L	65,045
12/10	26-24	Buffalo	W	59,927
12/18	3-23	at Miami	L	75,445
Total	358-286			934,657
AFC PLAYOFF				
12/31	14-31	Houston	L	61,297
Grand Total	372-317			995,954

1979 (Second in AFC-East, 9-7-0)

Date	Score	Opponent	Result	Attendance
9/ 3	13-16	Pittsburgh (OT)	L	61,297
9/ 9	56- 3	NY Jets	W	53,220
9/16	20-14	at Cincinnati	W	46,581
9/23	27-21	San Diego	W	61,297
10/ 1	14-27	at Green Bay	L	56,212
10/ 7	24-17	Detroit	W	61,297
10/14	27- 7	at Chicago	W	57,979
10/21	28-13	Miami	W	61,297
10/28	26-31	at Baltimore	L	47,042
11/ 4	26- 6	at Buffalo	W	69,465
11/11	10-45	at Denver	L	75,103
11/18	50-21	Baltimore	W	61,297
11/25	13-16	Buffalo (OT)	L	61,297
11/29	24-39	at Miami	L	75,037
12/ 9	26-27	at NY Jets	L	60,372
12/16	27-23	Minnesota	W	57,985
Total	411-326			966,778

1980 (Second in AFC-East, 10-6-0)

Date	Score	Opponent	Result	Attendance
9/ 7	34-17	Cleveland	W	49,222
9/14	21-37	Atlanta	L	48,321
9/21	37-31	at Seattle	W	61,035
9/29	23-14	Denver	W	59,602
10/ 5	21-11	at New York Jets	W	53,603
10/12	34- 0	Miami	W	60,377
10/19	37-21	at Baltimore	W	53,924
10/26	13-31	at Buffalo	L	75,092
11/ 2	34-21	New York Jets	W	60,834
11/10	34-38	at Houston	L	51,524
11/16	14-17	Los Angeles	L	60,609
11/23	47-21	Baltimore	W	60,994
11/30	17-21	at San Francisco	L	45,254
12/ 8	13-16	at Miami (OT)	L	63,292
12/14	24- 2	Buffalo	W	58,324
12/21	38-27	at New Orleans	W	38,277
Total	441-325			900,284

REGULAR SEASON RESULTS TEAM-BY-TEAM

PATRIOTS, 2, ATLANTA 1

1972—at NE 21, Atlanta 20
 1977—NE 16, at Atlanta 10
 1980—Atlanta 37, at NE 21
(Points—Atlanta 67, Patriots 58)

PATRIOTS 11, BALTIMORE 11 (tied)

1970—Baltimore 14, at NE 6
 at Baltimore 27, NE 3
 1971—Baltimore 23, at NE 3
 NE 21, at Baltimore 17
 1972—Baltimore 24, at NE 17
 at Baltimore 31, NE 0
 1973—at NE 24, Baltimore 16
 at Baltimore 18, NE 13
 1974—at NE 42, Baltimore 3
 NE 27, at Baltimore 17
 1975—at NE 21, Baltimore 10
 at Baltimore 34, NE 21
 1976—Baltimore 27, at NE 13
 NE 21, at Baltimore 14
 1977—at NE 17, Baltimore 3
 at Baltimore 30, NE 24
 1978—Baltimore 34, at NE 27
 NE 35, at Baltimore 14
 1979—at Baltimore 31, NE 26
 at NE 50, Baltimore 21
 1980—NE 37, at Baltimore 21
 at NE 47, Baltimore 21
(Points—Patriots 495, Baltimore 450)

BUFFALO 21, PATRIOTS 20, (1 tie)

1960—Buffalo 13, at NE 0
 at Buffalo 38, NE 14
 1961—NE 23, at Buffalo 21
 at NE 52, Buffalo 21
 1962—at Buffalo 28, NE 28
 at NE 21, Buffalo 10
 1963—at Buffalo 28, NE 21
 at NE 17, Buffalo 7
 1964—NE 36, at Buffalo 28
 Buffalo 24, at NE 14
 1965—at Buffalo 45, NE 7
 Buffalo 23, at NE 7
 1966—NE 20, at Buffalo 10
 at NE 14, Buffalo 3
 1967—NE 23, at Buffalo 0
 Buffalo 44, at NE 16
 1968—NE 16, at Buffalo 7
 at NE 23, Buffalo 6
 1969—at Buffalo 23, NE 16
 at NE 35, Buffalo 21
 1970—Buffalo 45, at NE 10
 NE 14, at Buffalo 10
 1971—at NE 38, Buffalo 33
 at Buffalo 27, NE 20
 1972—at Buffalo 38, NE 14
 Buffalo 27, at NE 24
 1973—Buffalo 31, at NE 13
 at Buffalo 37, NE 13
 1974—at Buffalo 30, NE 28
 Buffalo 29, at NE 28

1975—at Buffalo 45, NE 31
 Buffalo 34, at NE 14
 1976—NE 26, at Buffalo 22
 at NE 20, Buffalo 10
 1977—Buffalo 24, at NE 14
 NE 20, at Buffalo 7
 1978—NE 14, at Buffalo 10
 at NE 26, Buffalo 24
 1979—NE 26, at Buffalo 6
 Buffalo 16 (OT), NE 13
 1980—at Buffalo 31, NE 13
 at NE 24, Buffalo 2
(Points—Buffalo 917, Patriots 846)

PATRIOTS 2, CHICAGO 0

1973—NE 13, at Chicago 10
 1979—NE 27, at Chicago 7
(Points—Patriots 40, Chicago 17)

PATRIOTS 4, CINCINNATI 3

1968—at NE 33, Cincinnati 14
 1969—NE 25, at Cincinnati 14
 1970—at Cincinnati 45, NE 7
 1972—Cincinnati 31, at NE 7
 1975—at Cincinnati 27, NE 10
 1978—NE 10, at Cincinnati 3
 1979—NE 20, at Cincinnati 14
(Points—Cincinnati 138, Patriots 92)

CLEVELAND 3, PATRIOTS 1

1971—at Cleveland 27, NE 7
 1974—Cleveland 21, at NE 14
 1977—at Cleveland 30 (OT), NE 27
 1980—at NE 34, Cleveland 17
(Points—Cleveland 95, Patriots 65)

DALLAS 3, PATRIOTS 0

1971—at Dallas 44, NE 21
 1975—Dallas 34, at NE 31
 1978—at Dallas 17, NE 10
(Points—Dallas 95, Patriots 62)

PATRIOTS 12, DENVER 10

1960—Denver 13, at NE 10
 at Denver 31, NE 24
 1961—at NE 45, Denver 17
 NE 28, Denver 24
 1962—at NE 41, Denver 16
 NE 33, at Denver 29
 1963—at Denver 14, NE 10
 at NE 40, Denver 21
 1964—NE 39, at Denver 10
 at NE 12, Denver 7
 1965—Denver 27, at NE 10
 NE 28, at Denver 20
 1966—NE 24, at Denver 10
 Denver 17, at NE 10
 1967—at Denver 26, NE 21
 1968—NE 20, at Denver 17
 Denver 35, at NE 14
 1969—at Denver 35, NE 7
 1972—at Denver 45, NE 21

1976—at NE 38, Denver 14
1979—at Denver 45, NE 10
1980—at NE 23, Denver 14
(Points—Patriots 508, Denver 487)

DETROIT 2, PATRIOTS 1

1971—Detroit 34, at NE 7
1976—at Detroit 30, NE 10
1979—at NE 24, Detroit 17
(Points—Detroit 81, Patriots 41)

PATRIOTS 1, GREEN BAY 1

1973—at NE 33, Green Bay 24
1979—at Green Bay 27, NE 14
(Points—Green Bay 51, Patriots 47)

PATRIOTS 12, HOUSTON 12, (1 tie)

1960—Houston 24, at NE 10
at Houston 37, NE 21
1961—at NE 31, Houston 31
at Houston 27, NE 15
1962—at NE 34, Houston 21
at Houston 21, NE 17
1963—at NE 45, Houston 3
NE 46, at Houston 28
1964—at NE 25, Houston 24
NE 34, at Houston 17
1965—at Houston 31, NE 10
at NE 42, Houston 14
1966—at NE 27, Houston 21
NE 38, at Houston 14
1967—at NE 18, Houston 7
at Houston 27, NE 6
1968—Houston 16, at NE 0
at Houston 45, NE 17
1969—at NE 24, Houston 0
at Houston 27, NE 23
1971—at NE 28, Houston 20
1973—NE 32, at Houston 0
1975—Houston 7, at NE 0
1978—Houston 26, at NE 23
1980—at Houston 38, NE 34
(Points—Patriots 600, Houston 526)

KANSAS CITY 11, PATS 6 (3 ties)

1960—at NE 42, Kansas City 14
at Kansas City 34, NE 0
1961—NE 18, at Kansas City 17
at NE 28, Kansas City 21
1962—at Kansas City 42, NE 28
Kansas City 27, at NE 7
1963—at NE 24, Kansas City 24
at Kansas City 35, NE 3
1964—at NE 24, Kansas City 7
NE 31, at Kansas City 24
1965—at Kansas City 27, NE 17
at NE 10, Kansas City 10
1966—Kansas City 43, at NE 24
NE 27, at Kansas City 27
1967—Kansas City 33, at NE 10
1968—at Kansas City 31, NE 17
1969—Kansas City 31, at NE 0
1970—at Kansas City 23, NE 10
1973—Kansas City 10, at NE 7
1977—at NE 21, Kansas City 17
(Points—Kansas City 497, Patriots 348)

PATRIOTS 1, LA 1 (tied)

1974—at NE 20, Los Angeles 14
1980—Los Angeles 17, at NE 14
(Patriots 34, Los Angeles 31)

MIAMI 18, PATRIOTS 11

1966—NE 20, at Miami 14
1967—at NE 41, Miami 10
at Miami 41, NE 32
1968—Miami 34, at NE 10
at Miami 38, NE 7
1969—Miami 17, at NE 16
NE 38, Miami 23 (at Tampa)
1970—at NE 27, Miami 14
at Miami 37, NE 20
1971—at Miami 41, NE 3
at NE 34, Miami 13
1972—at Miami 52, NE 0
Miami 37, at NE 21
1973—at Miami 44, NE 23
at Miami 30, NE 14

1974—at NE 34, Miami 24
at Miami 34, NE 27
1975—Miami 22, at NE 14
at Miami 20, NE 7

1976—at NE 30, Miami 14
at Miami 10, NE 3

1977—at Miami 17, NE 5
at NE 14, Miami 10

1978—at NE 33, Miami 24
at Miami 23, NE 3

1979—at NE 28, Miami 13
at Miami 39, NE 24

1980—at NE 34, Miami 0
at Miami 16, NE 13 (OT)
(Points—Miami 711, Patriots 575)

PATRIOTS 2, MINNESOTA 1

1970—Minnesota 35, at NE 14
1974—NE 17, at Minneapolis 14
1979—at NE 27, Minnesota 23
(Points—Minnesota 72, Patriots 58)

PATRIOTS 3, NEW ORLEANS 0

1972—NE 17, at New Orleans 10
1976—at NE 27, New Orleans 6
1980—NE 38, at New Orleans 27
(Points—Patriots 82, New Orleans 43)

PATS 1, N.Y. GIANTS 1 (tied)

1970—Giants 16, at NE 0
1974—NE 28, at NY Giants 20
(Points—NY Giants 36, Patriots 28)

N.Y. JETS 24, PATS 17, (1 tie)

1960—NE 28, at New York 24
at NE 38, New York 21
1961—New York 21, at NE 20
at New York 37, NE 30
1962—NE 43, at New York 14
at NE 24, New York 17
1963—at NE 38, New York 14
at New York 31, NE 24
1964—at NE 26, New York 10
at New York 35, NE 14
1965—New York 30, at NE 20
NE 27, at New York 23
1966—at NE 24, New York 24
at New York 38, NE 28
1967—at New York 30, NE 23
New York 29, at NE 24
1968—New York 47, NE 31
(at Birmingham)
at New York 48, NE 14
1969—New York 23, at NE 14
at New York 23, NE 17
1970—New York 31, at NE 21
at New York 17, NE 3
1971—at NE 20, New York 0
at New York 13, NE 6
1972—New York 41, at NE 13
at New York 34, NE 10
1973—New York 9, at NE 7
at New York 33, NE 13
1974—NE 24, at New York 0
New York 21, at NE 16
1975—at New York 36, NE 7
New York 30, at NE 28
1976—at NE 41, New York 7
NE 38, at New York 24
1977—at New York 30, NE 27
at NE 24, New York 13
1978—at NE 55, New York 21
NE 19, at New York 17
1979—at NE 56, New York 3
at New York 27, NE 26
1980—NE 21, at New York 11
at NE 34, New York 21
(Points—Patriots 1016, N.Y. Jets 979)

PATS 11, OAKLAND 9 (1 tie)

1960—at San Francisco 27, NE 14
at NE 34, Oakland 28
1961—at NE 20, Oakland 17
NE 35, at San Francisco 21
1962—at NE 26, Oakland 16
at Oakland 20, NE 0

1963—NE 20, at Oakland 14
at NE 20, Oakland 14
1964—NE 17, at Oakland 14
at NE 43, Oakland 43
1965—Oakland 24, at NE 10
at Oakland 30, NE 21
1966—at NE 24, Oakland 21
1967—at Oakland 35, NE 7
Oakland 48, at NE 14
1968—at Oakland 41, NE 10
1969—Oakland 38, at NE 23
1971—at NE 20, Oakland 6
1974—at Oakland 41, NE 26
1976—at NE 48, Oakland 17
1978—NE 21, at Oakland 14
(Points—Oakland 529, Patriots 453)
PATRIOTS 2, PHILADELPHIA 1
1973—at Philadelphia 24, NE 23
1977—at NE 14, Philadelphia 6
1978—at NE 24, Philadelphia 14
(Points—Patriots 61, Philadelphia 44)

PITTSBURGH 3, PATRIOTS 1
1972—at Pittsburgh 33, NE 3
1974—Pittsburgh 21, at NE 17
1976—NE 30, at Pittsburgh 27
1979—Pittsburgh 16, at NE 13(OT)
(Points—Pittsburgh 97, Patriots 63)

ST. LOUIS 2, PATRIOTS 1
1970—at St. Louis 31, NE 0
1975—at St. Louis 24, NE 17
1978—NE 16, at St. Louis 6
(Points—St. Louis 61, Patriots 33)

PATS 12, SAN DIEGO 11 (2 ties)
1960—NE 35, at Los Angeles 0
Los Angeles 45, at NE 16
1961—San Diego 38, at NE 27
NE 41, at San Diego 0
1962—at NE 24, San Diego 20
NE 20, at San Diego 14

1963—at San Diego 17, NE 13
San Diego 7, at NE 6
1964—NE 33, at San Diego 28
San Diego 26, at NE 17
1965—at NE 10, San Diego 10
NE 22, at San Diego 6
1966—at San Diego 24, NE 0
at NE 35, San Diego 17
1967—at San Diego 28, NE 14
NE 31, at San Diego 31
1968—San Diego 27, at NE 17
1969—San Diego 13, at NE 10
at San Diego 28, NE 18
1970—San Diego 16, at NE 14
1973—at NE 30, San Diego 14
1975—NE 33, at San Diego 19
1977—NE 24, at San Diego 20
1978—at NE 28, San Diego 23
1979—at NE 27, San Diego 21
(Points—Patriots 545, San Diego 492)

SAN FRANCISCO 2, PATRIOTS 1
1971—at San Francisco 27, NE 10
1975—at NE 24, San Francisco 16
1980—at San Francisco 21, NE 17
(Points—San Francisco 64, Pats 51)

PATRIOTS 2, SEATTLE 0
1977—at NE 31, Seattle 0
1980—NE 37, at Seattle 31
(Points—Patriots 68, Seattle 31)

PATRIOTS 1, TAMPA BAY 0
1976—NE 31, at Tampa Bay 14
(Points—Patriots 31, Tampa Bay 14)

PATS 1, WASHINGTON 1
1972—at NE 24, Washington 23
1978—Washington 16, at NE 14
(Points—Washington 39, Patriots 38)

1980 AWARDS

Julius Adams — Pro Bowl; Jim Lee Hunt Memorial Award.

Vagas Ferguson — 1776 Club Rookie of the Year.

Tim Fox — Pro Bowl.

Russ Francis — UPI all-AFC (2nd team).

John Hannah — Pro Bowl (starter); Seagram's Seven Crowns of Sports Offensive Lineman of the Year; Pro Football Digest Offensive Linemen of the Year; Coca Cola NFLPA Offensive Lineman of the Year; AP, NEA, PFWA, PF Weekly, Sporting News all-NFL (1st team).

Mike Haynes — Pro Bowl (starter); UPI all-AFC (1st team); AP all-pro (2nd team).

Horace Ivory — Sporting News, PF Weekly all-pro (1st team) — KO returner.

Harold Jackson — 1776 Fan Club Gino Cappelletti Award.

Andy Johnson — 1776 Fan Club Unsung Hero Award (co-winner).

Tony McGee — Frito Lay Community Service Award.

Stanley Morgan — Pro Bowl (starter); UPI all-AFC (1st team); AP all-NFL (2nd team).

Steve Nelson — Pro Bowl; Sporting News, PF Weekly all-pro (1st team); UPI all-AFC (2nd team).

Rod Shoate — 1776 Fan Club Unsung Hero Award (co-winner).

John Smith — Pro Bowl (starter); PFWA, PF Weekly all-pro (1st team); UPI all-AFC (2nd team).

PATRIOTS VS. ALL OPPONENTS IN REGULAR SEASON PLAY

Team	W	L	T	Pct.	PF	PA
Atlanta	2	1	0	.667	58	67
Baltimore	11	11	0	.500	495	450
Buffalo	20	21	1	.490	846	917
Chicago	2	0	0	1.000	40	17
Cincinnati	4	3	0	.571	112	148
Cleveland	1	3	0	.250	82	95
Dallas	0	3	0	.000	62	95
Denver	12	10	0	.545	508	487
Detroit	1	2	0	.333	41	81
Green Bay	1	1	0	.500	47	51
Houston	12	12	1	.500	600	526
Kansas City	6	11	3	.333	348	497
Los Angeles	1	1	0	.500	34	31
Miami	11	18	0	.379	575	711
Minnesota	2	1	0	.670	58	72
New Orleans	3	0	0	1.000	82	42
New York Giants	1	1	0	.500	28	36
New York Jets	17	24	1	.415	1016	978
Oakland	11	9	1	.550	453	529
Philadelphia	2	1	0	.670	61	44
Pittsburgh	1	3	0	.250	63	97
St. Louis	1	2	0	.333	33	61
San Diego	12	11	2	.530	548	495
San Francisco	1	2	0	.333	51	60
Seattle	2	0	0	1.000	68	31
Tampa Bay	1	0	0	1.000	31	14
Washington	1	1	0	.500	38	39
PATRIOTS TOTALS	139	152	9	.478	6478	6676

ALL-TIME ATTENDANCES

Year	Home Games	Att.	Away Games	Att.	Total
1960	7	118,260	7	110,316	228,576
1961	7	115,610	7	129,984	245,594
1962	7	150,626	7	170,983	321,609
1963	7	169,870	7	143,936	313,806
1964	7	199,652	7	175,246	374,898
1965	7	143,098	7	245,485	388,583
1966	7	190,138	7	240,668	430,806
1967(a)	6	138,861	8	287,279	426,140
1968(a)	6	127,267	8	318,396	445,663
1969	7	149,412	7	284,587	433,999
1970	7	245,537	7	361,842	607,379
1971	7	411,109	7	383,143	794,252
1972	7	426,993	7	402,159	829,152
1973	7	410,443	7	416,805	827,248
1974	7	420,903	7	411,595	832,498
1975	7	411,490	7	379,112	790,602
1976	7	378,994	7	387,432	766,426
1977	7	415,959	7	399,419	815,378
1978	8	478,978	8	455,679	934,657
1979	8	478,987	8	502,492	981,479
1980	8	458,283	8	442,001	900,284
Totals	148	6,040,470	152	6,648,555	12,689,025

(POST-SEASON GAMES)

1963	—	—	2	64,314	64,314
1976	—	—	1	54,037	54,037
1978	1	61,297	—	—	61,297
Totals	1	61,297	3	118,351	179,648
Grand Totals	149	6,101,767	155	6,766,906	12,868,673

(a) One home game rescheduled and played away from home.

1980 STATISTICS

	Patriots	Opponent
TOTAL FIRST DOWNS	319	270
Rushing	139	118
Passing	154	141
Penalty	26	11
Third Down: Made/Att.	98/210	79/214
Third Down Efficiency	46.7	36.9
TOTAL NET YARDS	5435	4762
Avg. Per Game	339.7	297.6
Total Plays	1026	983
Avg. Per Play	5.30	4.84
NET YARDS RUSHING	2240	1876
Avg. Per Game	140.0	117.25
Total Rushes	588	481
NET YARDS PASSING	3195	2886
Avg. Per Game	199.7	180.4
Tackled/Yards Lost	25/200	44/346
Gross Yards	3395	3232
Attempts/Completions	413/240	458/266
Pct. of Completions	58.1	58.1
Had Intercepted	27	24
PUNTS/AVERAGE	63/38.0	92/41.0
NET PUNTING AVERAGE	33.6	33.3
PENALTIES/YARDS	79/696	92/833
FUMBLES/BALL LOST	19/9	31/10
TOUCHDOWNS	52	40
Rushing	19	12
Passing	27	28
Returns	6	0
TOTAL POINTS	441	325

SCORE BY PERIODS

	1	2	3	4	OT	Total
PATRIOTS	77	132	110	122	0	441
Opponents	64	97	56	105	3	325

SCORING

	TDR	TDP	TDRt	PAT	FG	SAF	TP
Smith				51-51	26-34		129
Calhoun	9						54
Francis		8					48
Morgan		6					36
Jackson		5					30
Hasselbeck		4					24
Ivory/Johnson	2/0	0/3	1/0				18/18
Tatupu/Clark	3/1		0/1				18/12
Ferg/Fore	2/1						12/6
Pnwl/Haynes		1/0	0/1				6/6
James/Shoate			1/1				6/6
Sanford/Grogan	0/1		1/0				6/6
Team				0/1			0

PATRIOTS TOTAL	19	27	6	51-52	26-34	0	441
Opp. Total	12	28	0	39-40	14-20	2	325

*SCORING: Smith: (37, 35); (-); (19, 30, 44w, 29); (26, 19, 36); (-); (30, 34w, 36); (27, 29, 37); (41, 32); (21, 27, 44w); (26, 44, 32b); (47s); (22, 35); (37w, 42) (23, 33, 35b); (40w, 27); (22)

Note: Bold face indicates FG's made.

FIELD GOALS

	1-19	20-29	30-39	40-49	50+	Total
Smith	2-2	11-11	10-14	3-7	0-0	26-34
Patriots Total	2-2	11-11	10-14	3-7	0-0	26-34
Opp. Total	0-0	8-8	4-8	2-3	0-1	14-20

PASSING

	Att.	Comp.	Yds.	Pct.	TD	Int.	LG	Lost/Att.
Grogan	306	175	2475	57.2	18	22	71	17/138
Cavanaugh	105	63	885	60.0	9	5	40	8/62
Jackson	2	2	35	0.0	0	0	23	0/0
PATRIOTS TOTAL	413	240	3395	58.1	27	27	71	25/200
Opp. Total	458	266	3232	58.1	28	24	79t	44/346

RUSHING

	No.	Yds.	Avg.	LG	TD
Ferguson	211	818	3.9	44	2
Calhoun	200	787	3.9	22t	9
Grogan	30	112	3.7	19	1
Ivory	42	111	2.6	20t	2
Tatupu	33	97	2.9	11	3
Cavanaugh	19	97	5.1	22	0
Foreman	23	63	2.7	7	1
Clark	9	56	6.2	15	1
Jackson	5	37	7.4	16	0
Morgan	4	36	9.0	16	0
Johnson	11	26	2.4	11	0
Hubach	1	0	0.0	0	0
Patriots Total	588	2240	3.8	44	19
Opp. Total	481	1876	3.9	33	12

RECEIVING

	No.	Yds.	Avg.	LG	TD
Morgan	45	991	22.0	71	6
Francis	41	664	16.2	39	8
Jackson	35	737	21.1	40	5
Calhoun	27	129	4.8	12	0
Johnson	24	259	10.8	22	3
Ferguson	22	173	7.9	18	0
Foreman	14	99	7.1	18	0
Ivory	12	95	7.9	19	0
Hasselbeck	8	130	16.3	35t	4
Westbrook	4	60	15.0	21	0
Pennywell	4	31	7.8	16	1
Tatupu	4	27	6.8	11	0
Patriots Total	240	3395	14.1	71	27
Opp. Total	266	3232	12.2	79t	28

INTERCEPTIONS

	No.	Yds.	Avg.	LG	TD
Clayborn	5	87	17.4	29	0
Fox	4	41	10.2	23	0
James	4	32	8.0	19	0
Shoate	3	50	16.7	42t	1
Nelson	3	37	12.3	33	0
Hawkins	2	5	2.5	5	0
Haynes	1	31	31.0	31	0
Mathws/Sanf	1/1	5/0	5/0	5/0	0/0
Patriots Total	24	288	12.0	42t	1
Opp. Total	27	369	13.7	80	0

PUNTING

	No.	Yds.	Avg.	TB	In 20	LG	Blk.
Hubach	63	2392	38.0	2	12	69	0
Patriots Total	63	2392	38.0	2	12	69	0
Opp. Total	92	3775	41.0	10	14	66	0

PUNT RETURNS

	No.	FC	Yds.	Avg.	LG	TD
James	33	3	331	10.0	75t	1
Haynes	17	2	140	8.2	35	0
Brown	10	1	42	4.2	14	0
Patriots Total	60	6	513	8.6	75t	1
Opp. Total	28	13	237	8.5	25	0

KICKOFF RETURNS

	No.	Yds.	Avg.	LG	TD
Ivory	36	992	27.6	98t	1
Brown	9	156	17.3	26	0
Currier	6	98	16.3	26	0
Westbrook	1	14	14.0	14	0
Clark	3	21	7.0	13	0
Pennywell	1	0	0.0	0	0
Patriots Total	56	1281	22.9	98t	1
Opp. Total	90	1649	18.3	35	0

1980 DEFENSIVE STATISTICS

Nelson	116-70-186	Fox	44-12-56	Matthews	23-9-32
Shoate	71-32-103	Clayborn	53- 2-55	McGrew*	17-6-23
Zamberlin	50-37- 87	Sanford	45- 6-51	Currier	13-1-14
Hawkins	64-18- 82	James	40- 4-44	McMichael*	3-2- 5
Hamilton	50-17- 67	Haynes	38- 4-42	McDougald	2-0- 2
Bishop	50-10- 60	Lunsford	25-14-39		
Adams, J.	52- 7- 59	King	23-10-33		*Injured reserve
Golic	30-29- 59	McGee	26- 6-32		

INTERCEPTIONS: Clayborn 5; Fox 4; James 4; Nelson 3; Shoate 3; Hawkins 2; Haynes 1; Matthews 1; Sanford 1; TOTAL: 24.

SACKS: Adams, J. 8½ for -65½ yards; McGee 8½ for -62 yards; Hamilton 8 for -71 yards; Bishop 5½ for -53½ yards; Shoate 5½ for -38 yards; Hawkins 3 for -14 yards; Zamberlin 2½ for -19½ yards; McGrew 1 for -10 yards; Sanford 1 for -9 yards; McDougald ½ for -4½ yards; TOTAL: 44 for -347 yards.

QB PRESSURES: McGee 19; Adams J. 13; Bishop 11; Hamilton 7; Lunsford 5; Hawkins 2; Nelson 2; Shoate 2; McDougald 1; Zamberlin 1; TOTAL: 63.

PASS DEFLECTIONS: Clayborn 9; Haynes 7; Fox 6; James 6; Lunsford 5; Nelson 5; Sanford 4; Shoate 3; Hamilton 2; Hawkins 2; Adams, J. 1; McGrew 1; TOTAL: 51.

FUMBLE RECOVERIES: Haynes 2; Clayborn 1; Hamilton 1; Nelson 1; Shoate 1; Bishop 1; TOTAL: 7.

CAUSED FUMBLE: Adams, J. 1; Hamilton 1; Haynes 1; Lunsford 1; McGee 1; Nelson 1; Sanford 1; Shoate 1; TOTAL: 8.

RECORDS SET IN 1980

(Old record in parenthesis)

INDIVIDUAL

PAT Attempts, Season, 51, John Smith	(50, Gino Cappelletti, 1961)
PATs, Made, Season, 51, John Smith	(48, Gino Cappelletti, 1961)
FGs, Made, Season, 26, John Smith	(25, Gino Cappelletti, 1964)
Points by Kicking, Season, 129, John Smith	(115, John Smith, 1979)
Blocked FG Attempt Returned for TD, 65 yards, Mike Haynes at NY Jets, 10-5-80	(45 yards, Larry Carwell vs. Cincinnati, 9-17-71)
Highest Average Gain, Rushing, Career, 4.17 yards, Don Calhoun, 1974-80 (763-3, 186)	(4.16 yards, Carl Garrett, 1969-72, 537-2,235)
Passing Efficiency, Season, 60.0%, Matt Cavanaugh (63 of 105)	57.2%, Steve Grogan (175 of 306)
	(55.3% Babe Parilli, 1962)
Kickoff Return Average, Career, 27.6 yards, Horace Ivory (36-992-1 TD)	(26.9 yards, Raymond Clayborn, 1977-80, 57-1, 538-3 TDs)
Interceptions Thrown, 6, Steve Grogan (TIED) at San Francisco, 11-30-80	(6, Babe Parilli at Denver, 9-3-67)

TEAM

Scoring, Season, 441	(413, 1961)
PATs, Made, 51	(48, 1961)
FGs, Made, 26	(25, 1964)
Most Completions, Season, 240	(237, 1979)
Most Punt Returns, Season, 60	(48, 1976)
Most Completions Allowed, Season, 266	(261, 1964)
TDs, Total, Season (TIED) 52	(52, 1961)
First Downs, Passing, Game (TIED) 20, at Houston, 11-20,	(20, at Oakland, (10-16-64)
Most Interceptions Thrown, Game (TIED) 6, at San Francisco, 11-30)	(6, at Denver, 9-3-67)
Most TDs Passing Allowed, Season, (TIED), 28	(28, 1967)

NFL TEAM TELEPHONE NUMBERS

Atlanta	404/588-1111	Minnesota . . .	612/828-6500
Baltimore	301/356-9600	New England .	617/543-7911
Buffalo	716/648-1800	New Orleans .	504/587-3034
Chicago	312/663-5100	N.Y. Giants . .	201/935-8111
Cincinnati	513/621-3550	N.Y. Jets	212/421-6600
Cleveland	216/696-5555	Oakland	415/562-5900
Dallas	214/369-8000	Philadelphia . .	215/463-2500
Denver	303/623-8778	Pittsburgh . . .	412/323-1200
Detroit	313/335-4131	St. Louis	314/421-0777
Green Bay	414/494-2351	San Diego	714/280-2111
Houston	713/797-9111	San Fran.	415/365-3420
Kansas City . . .	816/924-9300	Seattle	206/827-9777
Los Angeles . . .	714/535-7267	Tampa Bay . . .	813/870-2700
Miami	305/576-1000	Washington . . .	703/471-9100

1980

BEST INDIVIDUAL SINGLE-GAME PERFORMANCES

Yards Rushing	113	Don Calhoun at New Orleans (12-21), 16 carries, 1 TD
	106	Don Calhoun vs. Baltimore (11-23), 19 carries, 2 TDs
	100	Vagas Ferguson vs. Baltimore (11-23), 17 carries
Rushing Attempts	22	Vagas Ferguson vs. Denver (9-29), 69 yards
TDs Rushing	2	Don Calhoun vs. Baltimore (11-23) Mosi Tatupu at San Francisco (11-30)
Yards Passing	374	Steve Grogan at Houston (11-10), 25 of 39, 3 TDs
Passing Attempts	39	Steve Grogan at Houston (11-10), 25 completions
Passes Completed	25	Steve Grogan at Houston (11-10), 39 attempts
TDs Passes	3	Steve Grogan, three times; vs. Cleveland (9-7), at Seattle (9-21), and at Houston (11-10) Matt Cavanaugh at New Orleans (12-21), 16 of 28, 233 yards
Yards Receiving	142	Stanley Morgan at San Francisco (11-30), 4 receptions
Receptions	6	Andy Johnson at Houston (11-10), 60 yards Harold Jackson at Baltimore (10-19), 127 yards, 1 TD
TDs Receiving	2	Stanley Morgan at Seattle (9-21), 68 & 40 yards
	2	Russ Francis at Houston (11-10), 21 & 15 yards
Field Goals	3	John Smith three times: at Seattle (9-21), vs. Denver (9-29), and at Baltimore (10-19)
Longest Punt	69	Mike Hubach vs. Miami (10-12)
Longest KO Return	98t	Horace Ivory at Baltimore (10-19)
Longest Punt Return	75t	Roland James vs. NY Jets (11-2)
Longest Int. Return	42t	Rod Shoate vs. Baltimore (11-23)

BEST TEAM SINGLE-GAME PERFORMANCES

Yards Rushing	245	vs. Baltimore (11-23), 48 carries, 2 TDs
	240	at New Orleans (12-21), 38 carries, 2 TDs
Rushing Attempts	49	twice; vs. Cleveland (9-7), 186 yards, & at Seattle (9-21), 203 yds.
TDs Rushing	2	4 times: vs. Miami (10-12), at Baltimore (10-19), vs. Baltimore (11-23), and at San Francisco (11-30)
Yards Passing	374	at Houston (11-10), 25 of 39, 3 TDs
Passing Attempts	39	at Houston (11-10), 25 completions
Passes Completed	25	at Houston (11-10), 39 attempts
TDs Passes	3	four times; vs. Cleveland (9-7), at Seattle (9-21), at Houston (11-10), and at New Orleans (12-21)
Total First Downs	27	3 times; vs. Cleveland (9-7), at Houston (11-10) and at New Orleans (12-21)
Third Down Efficiency	80%	at Baltimore (10-19), attempted 10 and made 8

FOR THE RECORD

The longest consecutive regular season game winning streak in Patriot history is seven games. That record has been accomplished twice. The Patriots won the final six games of the 1976 season and the home opener of 1977 while also winning seven consecutive games during the 1978 season (9-24 to 11-5).

FINAL NFL STANDINGS — 1980

AFC

NFC

Eastern Division

Eastern Division

	W	L	T	Pct.	Pts.	Opp
*Buffalo	11	5	0	.688	320	260
PATRIOTS	10	6	0	.625	441	325
Miami	8	8	0	.500	266	305
Baltimore	7	9	0	.438	355	387
N.Y. Jets	4	12	0	.250	302	395

	W	L	T	Pct.	Pts.	Opp
*Phila.	12	4	0	.750	384	222
#Dallas	12	4	0	.750	454	311
Wash.	6	10	0	.375	261	293
St. Louis	5	11	0	.313	299	350
N.Y. Giants	4	12	0	.250	249	425

Central Division

Central Division

*Cleveland	11	5	0	.688	357	310
#Houston	11	5	0	.688	295	251
Pittsburgh	9	7	0	.563	352	313
Cincinnati	6	10	0	.375	244	312

*Minnesota	9	7	0	.563	317	308
Detroit	9	7	0	.563	334	272
Chicago	7	9	0	.438	304	264
Tampa Bay	5	10	1	.344	231	371
Green Bay	5	10	1	.344	271	341

Western Division

Western Division

*San Diego	11	5	0	.688	418	327
#Oakland	11	5	0	.688	364	306
Kansas City	8	8	0	.500	319	336
Denver	8	8	0	.500	310	323
Seattle	4	12	0	.250	291	408

*Atlanta	12	4	0	.750	405	272
#L. Angeles	11	5	0	.688	424	289
San Fran.	6	10	0	.375	320	415
N. Orleans	1	15	0	.063	291	487

*Division Champion

#Wild Card for playoffs

PLAYOFF RESULTS

WILD CARD ROUND

OAKLAND 27, Houston 7

DIVISION PLAYOFFS

DALLAS 34, Los Angeles 13

SAN DIEGO 20, Buffalo 14

Oakland 14, CLEVELAND 12

PHILADELPHIA 31, Minnesota 16

Dallas 30, ATLANTA 27

CHAMPIONSHIP GAMES

Oakland 34, SAN DIEGO 27

PHILADELPHIA 20, Dallas 7

SUPER BOWL at Superdome

OAKLAND 27, Philadelphia 10

PRO BOWL at Aloha Stadium

NFC 21, AFC 7

NOTE: Home team in capital letters.

1980 GAME BY GAME

Patriots 34, Cleveland 17

Foxboro, Sept. 7 — Opening the regular season for the 11th consecutive year at their Schaefer Stadium home, the Patriots bombed the eventual AFC Central Champion Browns behind the brilliant passing of QB Steve Grogan. Following two FGs by John Smith, Grogan hit WR Harold Jackson for a 10 yard scoring pass with just 49 seconds remaining in the first half. The reception was Jackson's 500th in his 13 year career. The Patriot defense, led by Steve Nelson's six tackles and NT Ray Hamilton's three tackles, one fumble recovery and one sack performance, stifled Brian Sipe and the Cleveland offense until late in the game. After the Patriots built a comfortable 34-3 lead, Sipe directed the Browns on two long scoring drives but the game was never in doubt as the Patriots held on to the ball for 38 of the game's 60 minutes.

Cleveland	0	3	0	14	17
Patriots	3	10	14	7	34

NE — Smith FG 37
 NE — Smith FG 35
 NE — Jackson 10 pass from Grogan
 (Smith kick)
 CLE — Cockroft FG 25
 NE — Morgan 67 pass from Grogan
 (Smith kick)
 NE — Calhoun 2 run (Smith kick)
 NE — Hasselbeck 17 pass from
 Grogan (Smith kick)
 CLE — Logan 10 pass from Sipe
 (Cockroft kick)
 CLE — Wright 11 pass from Sipe
 (Cockroft kick)

	CLE	NE
First Downs	16	27
Rushes-Yards	17-48	49-186
Passing Yards	215	266
Total Yards	263	452
Had QB Sacked	1-18	1-11
Passes	35-22-0	26-17-1
Punts	6-38.5	1-37.0
Fumbles/Lost	2-2	1-1
Penalties/Yds.	5-55	4-43
A — 50,163 paid, 49,222 actual Blackout in effect		

INDIVIDUAL LEADERS

RUSHING — Cleveland: Pruitt, Mike 11-50, White 4-2, Sipe 2 for -4.

Patriots: Ferguson 19-64, Calhoun 14-51-1 TD, Grogan 3-23.

PASSING — Cleveland: Sipe 35-22-0, 233 yards, 2 TDs.

Patriots: Grogan 26-17-1, 277 yards, 3 TDs.

RECEIVING — Cleveland: Pruitt, Mike 5-49, Logan 4-44-1 TD, Hill 3-67.

Patriots: Jackson 4-77-1 TD, Morgan 3-102-1 TD, Hasselbeck 2-26-1

TD.

Atlanta 37, Patriots 21

Foxboro, Sept. 14 — For the second straight week the Patriots hosted an eventual 1980 division winner, but to them and everyone else the Falcons' performance came as one of the season's biggest surprises. FB Mosi Tatupu forced Falcon kick returner Reggie Smith to fumble the opening kickoff which was recovered at the Atlanta 13 by DB Prentice McCray (waived two weeks later). The play set up a Steve Grogan to TE Don Hasselbeck nine yard scoring pass just 53 seconds into the game. The Falcons roared back with four first half TDs while the Patriots produced two more first half scores to narrow the Falcons' halftime lead to 28-21. Unable to score in the second half, the Patriots yielded 3 FGs to Atlanta's Tim Mazzetti, a former Patriot free agent, as the Falcons picked up their first of 12 wins on the year. Falcons' RB William Andrews with 124 yards and 1 TD on 19 rushes, was the first player in 25 regular season games to rush for over 100 yards vs. the Patriots. Steve Nelson (nine tackles) and Ray Hamilton (seven tackles) led the Patriots' defense.

Atlanta	14	14	3	6	—	37
Patriots	7	14	0	0	—	21

NE — Hasselbeck 9 pass from Grogan (Smith kick)
 ATL — Andrews 1 run (Mazzetti kick)
 ATL — Francis, Wallace 28 pass from Bartkowski (Mazzetti kick)
 NE — Calhoun 1 run (Smith kick)
 ATL — Miller 12 pass from Bartkowski (Mazzetti kick)
 ATL — Miller 22 pass from Bartkowski (Mazzetti kick)
 ATL — Mazzetti FG 26
 ATL — Mazzetti FG 27
 ATL — Mazzetti FG 39

	ATL	NE
First Downs	22	21
Rushes-Yard	41-167	28-107
Passing Yards	237	153
Total Yards	404	260
Had QB Sacked	1-7	2-16
Passes	30-19-0	31-17-1
Punts	4-42.0	6-46.2
Fumbles/Lost	4-1	3-2
Penalties/Yards	9-60	5-49
A — 49,295 paid, 48,321 actual		
Blackout in effect		

INDIVIDUAL LEADERS

RUSHING: — Atlanta: Andrews 19-124-1 TD, Cain 19-44, Bartkowski 3 for -1.
 Patriots: Calhoun 12-41-1 TD, Grogan 5-27, Foreman 3-18, Ivory 4-11.
PASSING: — Atlanta: Bartkowski 30-19-0, 244 yards, 3 TDs.
 Patriots: Grogan 31-17-1, 169 yards, 2 TDs.
RECEIVING: — Atlanta: Miller 8-117-2 TDs, Andrews 4-30, Jenkins 2-39, Francis, Wallace 2-38-1 TD.
 Patriots: Jackson 3-39, Hasselbeck 3-37-1 TD, Morgan 2-43-1 TD.

Patriots 37, Seattle 31

Seattle, Sept. 21 — Making their second visit to the Kingdom in just three short weeks, the Patriots pulled out a late victory in a game marked as a passing battle between Steve Grogan and the Seahawks' Jim Zorn. Calling the performance by the offensive line "the best I've seen in my six years as a Patriot", Steve Grogan engineered an offensive attack that churned up 474 total yards. All-pro WR Stanley Morgan provided the early fireworks, racing 68 and 40 yards with his only two receptions of the day, both for TDs. Morgan's scores enabled the Patriots to take a 17-10 lead after falling behind 10-3 midway through the second stanza. Don Hasselbeck was the hero of the day, catching his third TD pass in three weeks to seal the Patriot victory with less than four minutes left. CB Ray Clayborn came up with the Patriots' first interception of the season, stealing a Jim Zorn pass with just two minutes to go to preserve the Patriots' second win of the young season.

Patriots	3	17	7	10	37
Seattle	3	14	0	14	31

NE — Smith FG 19
 SEA — Herrera FG 33
 SEA — Largent 20 pass from Zorn (Herrera kick)
 NE — Morgan 68 pass from Grogan (Smith kick)
 NE — Morgan 40 pass from Grogan (Smith kick)
 SEA — McCullum 22 pass from Zorn (Herrera kick)
 NE — Smith FG 30
 NE — Ivory 20 run (Smith kick)
 SEA — Largent 31 pass from Zorn (Herrera kick)
 NE — Smith FG 29
 SEA — McCullum 21 pass from Zorn (Herrera kick)
 NE — Hasselbeck 16 pass from Grogan (Smith kick)

	NE	SEA
First Downs	23	22
Rushes-Yards	49-203	27-134
Passing Yards	271	299
Total Yards	474	433
Had QB Sacked	0-0	2-13
Passes	24-15-1	37-20-1
Punts	4-32.2	4-39.5
Fumbles/Lost	1-0	4-1
Penalties/Yds.	3-20	5-40
A — 64,759 paid, 61,035 actual		

INDIVIDUAL LEADERS

RUSHING — Patriots: Calhoun 13-77, Ferguson 21-74, Ivory 5-32-1 TD.
 Seattle: Jodat 5-42, Zorn 5-42, Smith 5-26, Doornink 8-21.
PASSING — Patriots: Grogan 24-15-1, 271 yards, 3 TDs.
 Seattle: Zorn 36-20-1, 312 yards, 4 TDs, Weaver 1-0-0.
RECEIVING — Patriots: Francis 3-38, Morgan 2-108-2 TDs, Jackson 2-56.
 Seattle: Largent 6-127-2 TDs, McCullum 3-53-2 TDs, Sawyer 3-46, Raible 1-40.

Patriots 23, Denver 14

Foxboro, Sept. 29 (Monday night) — Revenge filled Schaefer Stadium as the Patriots sought their third win in four weeks and a chance to repay the Broncos for a 45-10 shellacking the previous November. Former Patriot offensive coordinator Red Miller led his Bronco squad to an early 7-0 lead, but John Smith opened the Patriots' scoring with the first of three FGs and rookie RB Vagas Ferguson ran for his first pro TD to put the Patriots on top at the half, 10-7. After Denver took a 14-10 lead, Steve Grogan put the Patriots in front to stay with a dramatic 45 yard TD pass to Stanley Morgan (his fifth in four games). All-pro CB Mike Haynes and DE Richard Bishop returned to the active roster in time to suit up for the game, but after their absence of several months, they saw little action. Steve Nelson again led the defense with five tackles as did DE Julius Adams and LB Rod Shoate. Following the game, Grogan moved to the top of the NFL QB rating list with a 104.1 rating after four weeks of play. However, he sprained his right knee when running out of bounds and now had two injured knees after spraining his left knee the previous week in Seattle.

Denver	7	0	7	0	14
Patriots	3	7	7	6	23

DEN — Moses 17 pass from Robinson (Steinfort kick)
 NE — Smith FG 26
 NE — Ferguson 2 run (Smith kick)
 DEN — Armstrong 8 run (Steinfort kick)
 NE — Morgan 45 pass from Grogan (Smith kick)
 NE — Smith FG 19
 NE — Smith FG 36

	DEN	NE
First Downs	8	23
Rushes-Yards	27-108	47-157
Passing Yards	62	200
Total Yards	170	357
Had QB Sacked	3-21	1-9
Passes	12-8-1	24-17-1
Punts	7-40.1	3-38.7
Fumbles/Lost	0-0	2-1
Penalties/Yds.	8-92	8-74
A — 60,153 paid, 59,602 actual		
Blackout in effect		

INDIVIDUAL LEADERS

RUSHING — Denver: Armstrong 15-80-1 TD, Jensen 8-23, Lytle 2-3.
 Patriots: Ferguson 22-69-1 TD, Calhoun 15-54, Jackson 1-16.
 PASSING — Denver: Robinson 12-8-1, 83 yards, 1 TD.
 Patriots: Grogan 24-17-1, 209 yards, 1 TD.
 RECEIVING — Denver: Jensen 5-21, Moses 2-40-1 TD, Odoms 1-22.
 Patriots: Calhoun 4-24, Ferguson 4-24, Morgan 3-83-1 TD, Francis 3-45, Jackson 2-24.

Patriots 21, New York Jets 11

New York, Oct. 5 — Making his return to the starting lineup a spectacular one, CB Mike Haynes raced 65 yards with a blocked field goal attempt to break open the game midway through the second quarter and enable the Patriots to win their third game in a row. Haynes, missing the preseason and first three regular season games in a contract dispute, took a lateral from John Zamberlin after the latter recovered Steve Nelson's block of a 49 yard FG attempt by Pat Leahy and raced down the sideline to increase a narrow 7-6 Patriot lead to 14-6. The win was only the fifth in 16, games that the Patriots have played against the Jets in Shea. It was also the Patriots first win in seven games played on natural grass over a one and one half season span. Steve Grogan, playing on two wobbly knees, directed the Patriots on a 75 yard, 14 play (8:43 elapsed) scoring drive following the opening kickoff. However, Grogan turned over the reins to Matt Cavanaugh, who saw his first signal calling action in a year, with one minute to go in the first half. On the Patriots' first drive of the second half, Cavanaugh completed four straight passes, the final one a 39 yard scoring toss to Harold Jackson, to increase the lead to 21-6 and seal the win. LB Rod Shoate was outstanding on defense, turning in eight tackles, two sacks and one interception.

Patriots	7	7	7	0	21
New York	6	0	0	5	11

NE — Calhoun 1 run (Smith kick)
 NYJ — Gaines 16 pass from Todd (snap fumbled)
 NE — Haynes 65 blkd. FG return (Smith kick)
 NE — Jackson 37 pass from Cavanaugh (Smith kick)
 NYJ — Leahy FG 40
 NYJ — Safety (Cavanaugh ran out of endzone)

	NE	NYJ
First Downs	16	20
Rushes-Yards	33-80	20-92
Passing Yards	174	211
Total Yards	254	303
Had QB Sacked	2-16	5-41
Passes	24-15-1	36-22-2
Punts	6-40.8	5-47.4
Fumbles/Lost	0-0	6-0
Penalties/Yds.	4-62	8-70
A — 60,372 paid, 53,603 actual		

INDIVIDUAL LEADERS

RUSHING — Patriots: Calhoun 16-44-1 TD, Ferguson 14-40, Johnson 1-3.
 New York: Dierking 7-52, Gaines 5-20, Todd 2-18.
 PASSING — Patriots: Cavanaugh 15-9-1, 155 yards, 1 TD, Grogan 9-6-0, 35 yards.
 New York: Todd 36-22-2, 252 yards, 1 TD.
 RECEIVING — Patriots: Francis 3-37, Calhoun 3-16, Jackson 2-73-1 TD, Morgan 2-35.
 New York: Gaffney 4-58, Jones, Bobby 3-40, Gaines 3-26, Harper 2-47, Barkum 2-23.

Patriots 34, Miami 0

Foxboro, Oct. 12 — "This is as fine a game as we have ever played against the Dolphins," was Ron Erhardt's summation of the Patriots' whitewashing of the Dolphins (3-2). Holding the Dolphins to just 88 total offensive yards, the lowest in Miami club history, the Patriots also handed their AFC foes their first shutout loss since 1970. CB Ray Clayborn, recording two interceptions, set up the day's first score when he stole a Don Strock pass on the Dolphins' first drive. John Smith put the Patriots on the board with a 30 yard FG and just four minutes later LB Steve Nelson stole another Strock aerial to set up another scoring drive that was capped by a one yard TD jaunt by FB Don Calhoun. Rookie RB Vagas Ferguson raced 44 yards, the Patriots' longest run from scrimmage of the season, midway through the second stanza to set up a Steve Grogan to Harold Jackson 33 yard scoring pass. With a 17-0 Patriot lead, Grogan turned the QB duties to Matt Cavanaugh for the final quarter. Cavanaugh then engineered three more Patriot scoring drives to give the Patriots their fifth win in six starts.

Miami	0	0	0	0	0
Patriots	10	7	0	17	34

NE — Smith FG 30
 NE — Calhoun 1 run (Smith kick)
 NE — Jackson 33 pass from Grogan (Smith kick)
 NE — Francis 12 pass from Cavanaugh (Smith kick)
 NE — Smith FG 36
 NE — Clark 14 run (Smith kick)

	MIA	NE
First Downs	8	21
Rushes-Yards	20-61	44-180
Passing Yards	27	180
Total Yards	88	360
Had QB Sacked	5-37	4-41
Passes	35-14-4	24-15-3
Punts	10-43.5	4-47.8
Fumbles/Lost	4-0	1-1
Penalties/Yds.	3-39	5-35
A — 61,297 paid, 60,377 actual		
Blackout lifted		

INDIVIDUAL LEADERS

RUSHING — Miami: Howell 7-24, Williams 7-16, Nathan 3-15.

Patriots: Ferguson 14-82, Clark 7-37-1 TD, Calhoun 12-31-1 TD.

PASSING — Miami: Strock 7-3-2, 16 yards, Woodley 28-11-2, 48 yards.

Patriots: Grogan 18-11-3, 173 yards, 1 TD, Cavanaugh 6-4-0, 48 yards, 1 TD.

RECEIVING — Miami: Giaquinto 4-9, Williams 3-14, Nathan 2-15.

Patriots: Jackson 4-92-1 TD, Morgan 4-60, Francis 4-51-1 TD.

Patriots 37, Baltimore 21

Baltimore, Oct. 19 — Riding atop the AFC East with a 5-1 record, the Patriots traveled to Baltimore to meet a surging Colt squad who had amassed a 4-2 record. In a seesaw battle, the Patriots came away with an important victory because of their ability to make the big plays. The Colts took a halftime lead of 14-10 to the locker-room, but the Patriots regained the lead on their first possession of the second half when Don Calhoun scampered 19 yards for a TD. Baltimore responded with an 8 play, 68 yard drive that was capped with an 8 yard TD pass from Bert Jones to Reese McCall. With a slim 21-17 lead, Baltimore's Steve Mike-Mayer then kicked off to Horace Ivory, who took the ball at his own two and raced 98 yards with the longest kickoff return of the year in the AFC to put the Patriots in front to stay. The Patriots added a final score when they marched 80 yards on 15 plays (6:49 elapsed) on the final drive of the game with Chuck Foreman vaulting over from the one for six points. WR Harold Jackson had his top receiving day of the year, catching 6 passes for 127 yards and a 37 yard TD reception. The effort enabled him to surpass Raymond Berry (his receiver coach) as the third leading all-time receiver (total yardage) in NFL history.

Patriots	7	3	17	10	37
Baltimore	7	7	7	0	21

NE — Jackson 37 pass from Grogan (Smith kick)
 BALT — Franklin 1 run (Mike-Mayer kick)
 NE — Smith FG 27
 BALT — McCauley 3 pass from Jones (Mike-Mayer kick)
 NE — Calhoun 19 run (Smith kick)
 BALT — McCall 8 pass from Jones (Mike-Mayer kick)
 NE — Ivory 98 kickoff return (Smith kick)
 NE — Smith FG 29
 NE — Smith FG 37
 NE — Foreman 1 run (Smith kick)

	NE	BALT
First Downs	21	21
Rushes-Yards	35-117	34-146
Passing Yards	264	160
Total Yards	381	306
Had QB Sacked	1-0	2-20
Passes	24-15-0	21-15-2
Punts	2-39.0	3-43.7
Fumbles/Lost	0-0	0-0
Penalties/Yds.	4-21	1-11
A — 55,346 paid, 53,924 actual		

INDIVIDUAL LEADERS

RUSHING — Patriots: Ferguson 15-43, Calhoun 10-34-1 TD, Grogan 1-14, Foreman 3-0-1 TD.

Baltimore: Dickey 10-54, Washington 10-27, Sims 7-24, Franklin 4-21-1 TD.

PASSING — Patriots: Grogan 24-15-0, 264 yards, 1 TD.

Baltimore: Jones 21-15-2, 180 yards, 2 TDs.

RECEIVING — Patriots: Jackson 6-127-1 TD, Morgan 5-84, Francis 3-50.

Baltimore: Carr 4-72, McCauley 4-45-1 TD, McCall 3-46-1 TD.

Buffalo 31, Patriots 13

Orchard Park, Oct. 26 — For the fourth straight week, the Patriots met an AFC East opponent but saw their five game win streak come to a screeching halt at the hands of the 5-2 Bills. The loss dropped the Patriots into a two-way tie for first with the upstart Buffalo squad. Taking advantage of a tenacious defense and blustery 45 mph winds, the Bills held the Patriots to just 39 yards on 17 rushing attempts while never letting the Patriot offense get untracked. With just under nine minutes left in the third quarter, John Smith booted a 32 yard FG, his second of the day, to pull the Patriots within a point, 14-13. However, two Mike Hubach punts were squashed by the gusting winds and the Bills picked off two Steve Grogan passes to setup 17 unanswered points in the final stanza. Rod Shoate was impressive on defense as he figured in 11 tackles.

Patriots	3	0	10	0	13
Buffalo	0	14	0	17	31

NE — Smith FG 41
 BUFF — Lewis 14 pass from
 Ferguson, Joe (Mike-Mayer kick)
 BUFF — Lewis 12 pass from
 Ferguson, Joe (Mike-Mayer kick)
 NE — Francis 26 pass from Grogan
 (Smith kick)
 NE — Smith FG 32
 BUFF — Mike-Mayer FG 23
 BUFF — Cribbs 16 run
 (Mike-Mayer kick)
 BUFF — Cribbs 5 run
 (Mike-Mayer kick)

	NE	BUFF
First Downs	8	21
Rushes-Yards	17-39	50-181
Passing Yards	109	176
Total Yards	148	357
Had QB Sacked	3-29	0-0
Passes	29-13-4	28-12-2
Punts	8-28.1	7-36.1
Fumbles/Lost	1-0	1-1
Penalties/Yds.	6-40	5-49
A — 79,337 paid, 75,092 actual		

INDIVIDUAL LEADERS

RUSHING — Patriots: Calhoun 8-24, Ivory 5-7, Ferguson, Vagas 3-4.
 Buffalo: Cribbs 30-118-2 TDs, Brown 11-30, Leaks 6-21, Hooks 2-14.
PASSING — Patriots: Grogan 29-13-4, 138 yards, 1 TD.
 Buffalo: Ferguson, Joe 28-12-2, 176 yards, 2 TDs.
RECEIVING — Patriots: Ivory 3-31, Francis 2-32-1 TD, Calhoun 2-11, Morgan 1-19.
 Buffalo: Lewis 5-80-2 TDs, Cribbs 3-41, Brown 2-27.

Patriots 34, New York Jets 21

Foxboro, Nov. 2 — Rebounding from their defeat at Orchard Park the week before, the Patriots met the Jets for the second time in four weeks and got back on the winning track with an impressive 34-21 win. On the fourth play of the game, Steve Grogan lofted a 33 yard TD pass to TE Russ Francis for an early 7-0 lead. Moments later, rookie DB Roland James returned a Chuck Ramsey punt 75 yards down the left sideline for a 14-0 Patriots' lead only six minutes into the game. After the Patriots gained a 24-0 lead on the second play of the second quarter, Richard Todd moved the Jets on scoring drives of 60 and 32 yards to close the gap to 24-14. RB Horace Ivory then ran in from the one to cap an 8 play, 69 yard drive to give the Patriots a 31-14 halftime lead. The second half was a defensive struggle as the Patriots sacked Todd four times and intercepted him twice. Richard Bishop, starting at NT in place of the injured Ray Hamilton, turned in two sacks. Hamilton's 110 consecutive game starting streak was snapped while he rested his left knee that was injured the previous week against Buffalo.

New York	0	14	0	7	21
Patriots	17	14	3	0	34

NE — Francis 33 pass from Grogan
 (Smith kick)
 NE — James 75 punt return
 (Smith kick)
 NE — Smith FG 21
 NE — Morgan 9 pass from Grogan
 (Smith kick)
 NYJ — Barkum 27 pass from Todd
 (Leahy kick)
 NYJ — Harper 18 pass from Todd
 (Leahy kick)
 NE — Ivory 1 run (Smith kick)
 NE — Smith FG 27
 NYJ — Long 3 run (Leahy kick)

	NYJ	NE
First Downs	18	16
Rushes-Yards	30-113	34-88
Passing Yards	222	185
Total Yards	335	273
Had QB Sacked	6-39	1-4
Passes	35-19-3	27-13-1
Punts	8-37.9	6-38.0
Fumbles/Lost	2-1	2-1
Penalties/Yds.	8-71	5-45
A — 61,297 paid, 60,834 actual		
Blackout in effect		

INDIVIDUAL LEADERS

RUSHING — New York: Todd 5-35, Long 11-31-1 TD, Newton 1-23, Harper 9-16.
 Patriots: Calhoun 11-50, Ferguson 13-30, Ivory 4-9-1 TD.
PASSING — New York: Todd 35-19-3, 261 yards, 2 TDs.
 Patriots: Grogan 26-12-1, 166 yards, 2 TDs,
 Jackson 1-1-0, 23 yards.
RECEIVING — New York: Harper 8-96-1 TD, Barkum 5-94-1 TD, Gaffney 2-32.
 Patriots: Morgan 5-84-1 TD, Francis 3-69-1 TD, Foreman 1-10.

Houston 38, Patriots 34

Houston, Nov. 10 (Monday Night) — Making the most remarkable comeback in club history, the Patriots fought back from a 24-6 halftime deficit to lose in the final seconds to the powerful Oilers in the Astrodome. The Oilers took a big halftime lead by scoring twice in just 17 seconds, moments before the intermission. TE Mike Barber hauled in a tipped pass and covered 79 yards for an Oiler TD. DB Jack Tatum picked off a Grogan pass on the Patriots' next play and returned the ball 35 yards to set up a one yard TD run by Earl Campbell. Down but not out, the Patriots scored four second half TDs to almost win the game. Having the best game of his career, Grogan completed 21 of 28 second half passes for 308 yards and 3 TDs to move the Patriots within four points of the Oilers. Mose Tatupu recovered an onside kickoff with 1:09 to play to provide one last scoring opportunity for the Patriots. But four plays later, Greg Stenrick leaped in front of Stanley Morgan to grab a 19 yard Grogan pass attempt in the endzone corner to maintain the Oiler victory with 35 seconds remaining.

Patriots	0	6	14	14	34
Houston	3	21	0	14	38

HOU — Fritsch FG 45
 NE — Smith FG 26
 HOU — Barber 79 pass from Stabler
 (Fritsch kick)
 NE — Smith FG 44
 HOU — Casper 4 pass from Stabler
 (Fritsch kick)
 HOU — Campbell 3 run
 (Fritsch kick)
 NE — Calhoun 1 run (Smith kick)
 NE — Jackson 39 pass from Grogan
 (Smith kick)
 HOU — Campbell 7 run
 (Fritsch kick)
 NE — Francis 21 pass from Grogan
 (Smith kick)
 HOU — Renfro 11 pass from Stabler
 (Fritsch kick)
 NE — Francis 15 pass from Grogan
 (Smith kick)

	NE	HOU
First Downs	27	20
Rushes-Yards	26-99	38-148
Passing Yards	374	242
Total Yards	473	390
Had QB Sacked	0-0	2-16
Passes	39-25-2	18-15-1
Punts	2-34.5	3-41.7
Fumbles/Lost	0-0	2-1
Penalties/Yds.	4-38	4-52
A — 54,202 paid, 51,524 actual		

INDIVIDUAL LEADERS

RUSHING — Patriots: Calhoun 10-49-1 TD, Ferguson 9-36, Grogan 1-8.
 Houston: Campbell 30-130-2 TDs, Carpenter 4-11, Wilson, Tim 3-8.
PASSING — Patriots: Grogan 39-25-2, 374 yards, 3 TDs.
 Houston: Stabler 17-15-1, 258 yards, 3 TDs, Campbell 1-0.
RECEIVING — Patriots: Johnson 6-60, Francis 5-86-2 TDs, Jackson 4-93-1 TD,
 Patriots: Ferguson 4-41, Morgan 3-65.
 Houston: Casper 4-50-1 TD, Renfro 3-59-1 TD, Barber 3-105-1 TD.

Los Angeles 17, Patriots 14

Foxboro, Nov. 16 — An inability to cross the goal line while deep in Rams' territory cost the Patriots a victory in only their second regular season meeting ever with the NFC Western Division Rams. The big play of the game occurred when the Rams were leading 17-14 with the Patriots threatening at their two yardline with nine and one half minutes to play. A bad exchange between Steve Grogan and RB Horace Ivory resulted in a fumble recovery by Rams' DL Reggie Doss that thwarted the Patriots' scoring attempt. During the final period, the Patriots moved into Rams' territory three times but did not score. The Patriots had taken a 14-7 halftime lead after Steve Nelson returned an interception of a Vince Ferragamo pass 33 yards to enable Grogan to score from the one. LB Mike Hawkins was the top Patriot tackler with nine tackles while LB Bob Golic figured on eight tackles.

Los Angeles	7	0	10	0	17
Patriots	0	14	0	0	14

LA — Hicks 10 pass from Ferragamo
 (Corral kick)
 NE — Hasselbeck 35 pass from
 Grogan (Smith kick)
 NE — Grogan 1 run
 (Smith kick)
 LA — Corral FG 29
 LA — Peacock 1 run (Corral kick)

	LA	NE
First Downs	13	14
Rushes-Yards	40-107	29-103
Passing Yards	150	99
Total Yards	257	202
Had QB Sacked	2-14	3-26
Passes	26-14-2	24-11-2
Punts	9-36.1	7-42.0
Fumbles/Lost	0-0	3-3
Penalties/Yds.	6-45	4-35
A — 61,297 paid, 60,609 actual Blackout lifted		

INDIVIDUAL LEADERS

RUSHING — Los Angeles: Guman 15-40, Peacock 12-36-1 TD, Bryant 12-34.
 Patriots: Ferguson 9-40, Ivory 8-32, Calhoun 8-18, Grogan 3-11-1 TD.
PASSING — Los Angeles: Ferragamo 26-14-2, 164 yards, 1 TD.
 Patriots: Grogan 24-11-2, 125 yards, 1 TD.
RECEIVING — Los Angeles: Bryant 4-24, Guman 4-24, Waddy 3-59, Hicks 2-13-1 TD.
 Patriots: Calhoun 3-15, Hasselbeck 2-51-1 TD, Morgan 2-16,
 Jackson 1-19.

Patriots 47, Baltimore 21

Foxboro, Nov. 23 — Two straight losses didn't deter the Patriots from scoring a season high 47 points as they dominated the Colts to sweep the 1980 series between the two clubs. Before the fourth consecutive sellout crowd at Schaefer, Matt Cavanaugh got the starting nod at QB for the ailing Steve Grogan who saw his 76 consecutive game starting streak snapped. With Cavanaugh at the reins, the Patriots unveiled the shotgun formation. Don Calhoun (19-106) and Vagas Ferguson (17-100) became the first pair of Patriot backs in club history to rush for over 100 yards in the same game. Special teams play sparked a 27 point outburst in the last quarter as both Allan Clark (15 yards) and Rick Sanford (22 yards) returned fumbled kickoff returns by the Colts for Patriot TDs. While the Patriots had their best team rushing performance of the season, 245 yards, Cavanaugh eluded Colt defenders with his shifty running for 35 yards on 7 carries. Rod Shoate also added a score with a brilliant 42 yard interception return of a Bert Jones pass.

Baltimore	0	0	7	14	21
Patriots	7	3	10	27	47

NE — Calhoun 1 run
(Smith kick)
NE — Smith FG 22
NE — Shoate 42 interception return
(Smith kick)
BALT — Washington 23 pass from
Landry (Mike-Mayer kick)
NE — Smith FG 35
NE — Sanford 22 fumble return
(Smith kick)
BALT — Dickey 28 run
(Mike-Mayer kick)
NE — Pennywell 9 pass from
Cavanaugh (PAT failed)
BALT — Dickey 1 run
(Mike-Mayer kick)
NE — Calhoun 3 run (Smith kick)
NE — Clark 15 fumble return
(Smith kick)

	BALT	NE
First Downs	18	23
Rushes-Yards	28-155	48-245
Passing Yards	172	141
Total Yards	327	386
Had QB Sacked	3-28	1-9
Passes	28-17-3	21-10-1
Punts	5-43.4	4-40.8
Fumbles/Lost	2-2	1-0
Penalties/Yds.	5-50	4-25
A — 61,297 paid, 60,994 actual		
Blackout in effect		

INDIVIDUAL LEADERS

RUSHING — Baltimore: Dickey 16-102-2 TDs, Sims 5-19, Landry 1-14.
Patriots: Calhoun 19-106-2 TDs, Ferguson 17-100, Cavanaugh 7-35.
PASSING — Baltimore: Jones 6-2-2, 24 yards, Landry 22-15-1, 176 yards, 1 TD.
Patriots: Cavanaugh 21-10-1, 150 yards, 1 TD.
RECEIVING — Baltimore: Washington 7-84-1 TD, Carr 4-46, Dickey 3-39.
Patriots: Morgan 2-52, Calhoun 2-9, Jackson 1-32, Francis 1-16,
Pennywell 1-9-1 TD.

San Francisco 21, Patriots 17

San Francisco, Nov. 30 — Flying to the West Coast on the first leg of a two game, 6,700 mile trip, the Patriots ran into a determined San Francisco 11 and were upset by a 21-17 score. With Steve Grogan starting once again at QB, the 49ers intercepted six of the veteran signal caller's passes to prevent the Patriots from gaining their ninth win of the season. Three of the interceptions set up 49er scoring drives of 52, 32 and 25 yards to give the home team a hefty 21-3 lead until late in the third stanza. FB Mosi Tatupu then swept left end for a two yard TD at the end of the third quarter. Moments later the Patriots, scored again on a one yard TD burst after CB Ray Clayborn intercepted a Steve DeBerg pass and returned the ball to the 49er two yardline. Following a Roland James punt return of 43 yards to the 49er 22 yardline, Grogan was intercepted by Keena Turner on a desperation pass that ended the Patriots' hopes of a victory.

Patriots	0	3	7	7	17
San Fran.	7	7	7	0	21

SF — Solomon 8 pass from Montana
(Wersching kick)
NE — Smith FG 42
SF — Cooper 15 pass from Montana
(Wersching kick)
SF — Ramson 2 pass from Montana
(Wersching kick)
NE — Tatupu 2 run (Smith kick)
NE — Tatupu 1 run (Smith kick)

	NE	SF
First Downs	16	15
Rushes-Yards	31-81	35-101
Passing Yards	262	128
Total Yards	343	229
Had QB Sacked	2-12	1-3
Passes	32-16-6	29-17-2
Punts	3-36.0	8-43.6
Fumbles/Lost	2-0	0-0
Penalties/Yds.	7-45	5-34
A — 55,180 paid, 45,254 actual		

INDIVIDUAL LEADERS

RUSHING — Patriots: Calhoun 13-23, Ferguson 6-22, Tatupu 5-20-2 TDs.
San Francisco: Cooper 17-60, Elliott 11-39, Montana 4-4.
PASSING — Patriots: Grogan 32-16-6, 274 yards.
San Francisco: Montana 23-14-1, 123 yards, 3 TDs,
DeBerg 6-3-1, 8 yards
RECEIVING — Patriots: Morgan 4-142, Francis 4-68, Johnson 2-28.
San Francisco: Clark, Dwight 5-32, Cooper 5-27-1 TD,
Ramson 3-32-1 TD.

Miami 16, Patriots 13 (OT)

Miami, Dec. 8 (Monday night) — Having lost 12 straight games to the Dolphins in the Orange Bowl, the Patriots changed their game preparation strategy and spent a week training at the New York Yankees' Fort Lauderdale complex. The plans were all to no avail as the Dolphins handed the Patriots their fourth straight overtime loss in club history. With just four seconds remaining, the NFL's all-time FG accuracy leader John Smith attempted a 35 yard FG to win the game. However, Bob Baumhower batted down the attempt and sent the game into overtime. Rookie QB David Woodley hit Duriel Harris for a 54 yard pass that set up a 23 yard Ewe von Schamann FG with 3:20 elapsed into the overtime to win. Despite outgaining the Dolphins 188 to 37 yards in the first half, the Matt Cavanaugh directed Patriots could only muster a 6-0 halftime lead after having a late second period TD nullified by a holding call. Russ Francis made a spectacular diving catch between two defenders to score the Patriots' only TD of the night. The loss was the Patriots' fourth in five weeks.

Patriots	0	6	0	7	0	13
Miami	0	0	6	7	3	16

	NE	MIA
NE — Smith FG 23	15	17
NE — Smith FG 33	33-120	29-118
MIA — von Schamann FG 27	155	173
MIA — von Schamann FG 24	275	291
NE — Francis 38 pass from Cavanaugh (Smith kick)	2-20	2-19
MIA — Moore 8 pass from Woodley; tipped by Rose (von Schamann kick)	17-13-0	25-15-0
MIA — von Schamann FG 23, OT	3-31.0	4-48.0
	Fumbles/Lost	1-0
	Penalties/Yds.	5-49
	A — 63,936 paid, 63,292 actual	5-33

INDIVIDUAL LEADERS

- RUSHING** — Patriots: Ferguson 12-47, Calhoun 14-45, Cavanaugh 3-15.
Miami: Bennett 15-77, Williams 9-24, Nathan 3-11.
- PASSING** — Patriots: Cavanaugh 16-12-0, 163 yards, 1 TD, Jackson 1-1-0, 12 yards.
Miami: Woodley 24-15-0, 192 yards, 1 TD, Williams 1-0-0.
- RECEIVING** — Patriots: Westbrook 3-39, Francis 2-50-1 TD, Morgan 2-29, Foreman 2-14.
Miami: Harris 3-96, Williams 3-7, Baily 2-41, Moore 2-20-1 TD.

Patriots 24, Buffalo 2

Foxboro, Dec. 14 — Having lost four games in the previous five weeks by a total of 14 points, the Patriots hosted the 10-4 and division leading Bills with just two games remaining in the '80 season. The Bills entered the contest having allowed opposing teams to sack their QB corps just 12 times in 14 games, but the Patriots ravaged all three Bills QBs with eight sacks. Meanwhile, Matt Cavanaugh directed a potent Patriot offense that steamed through the mighty Bills' Bermuda Triangle defense for 195 yards on the ground. The Patriots scored on their first possession of the day when Vagas Ferguson scampered nine yards for a TD. Russ Francis then grabbed a five yard Cavanaugh pass in the second quarter to give the Patriots a 14-0 halftime lead. On the Patriots' first possession of the second half, Andy Johnson caught his first TD pass since 1976 to make the score 21-0. The Bills' deepest penetration of the afternoon was to the Patriot 27 as they could only get two points on a safety after a bad snap on a Patriot punting attempt.

Buffalo	0	0	2	0	2
Patriots	7	7	7	3	24

	BUFF	NE
NE — Ferguson 9 run (Smith kick)	8	21
NE — Francis 5 pass from Cavanaugh (Smith kick)	22-101	47-195
NE — Johnson 5 pass from Cavanaugh (Smith kick)	53	129
BUFF — Safety-Simpson & Bess tackled Hubach in the end zone	154	324
NE — Smith FG 27	8-62	2-7
	22-11-1	19-12-2
	5-40.0	1-28.0
	Fumbles/Lost	4-2
	Penalties/Yds.	7-63
	A — 60,296 paid, 58,324 actual	3-20
	Blackout in effect	

INDIVIDUAL LEADERS

- RUSHING** — Buffalo: Cribbs 12-57, Manucci 2-24, Brown 6-19.
Patriots: Ferguson, Vagas 20-81-1 TD, Cavanaugh 6-44, Calhoun 9-27, Tatupu 8-22.
- PASSING** — Buffalo: Ferguson, Joe 2-2-0, 12 yards, Manucci 6-5-0, 64 yards, Humm 14-4-1, 39 yards
Patriots: Cavanaugh 19-12-2, 136 yards, 2 TDs.
- RECEIVING** — Buffalo: Butler 4-43, Brown 2-26, Hooks 1-22.
Patriots: Francis 4-49-1 TD, Calhoun 2-8, Jackson 1-26, Westbrook 1-21, Johnson 1-13-1 TD.

Patriots 38, New Orleans 27

New Orleans, Dec. 21 — With a slim chance remaining to earn a playoff berth, the Patriots found themselves in a high scoring aerial battle with the 1-14 Saints in the season finale. The surprising Saints jumped to an early 10-0 lead behind the hot arm of Archie Manning, but Matt Cavanaugh was just as hot as he threw TD passes to Russ Francis and Andy Johnson for a short-lived Patriot lead. After the Saints took a 17-14 lead into the intermission, both teams exchanged scores as the Saints took a 27-24 lead on the first play of the final stanza when Manning hit Wes Chandler for a 23 yard score. The Patriots responded with a 7 play, 70 yard scoring drive as Don Calhoun burst off the left side on a third and one play for a 22 yard TD romp. That score was enough for the win but the Patriots added an insurance TD when Mosi Tatupu ran in from the four yardline on a fourth and one play to cap a 76 yard drive. Steve Nelson (7 tackles, 2 assists) and Ray Hamilton (6 tackles, 2 assists) sparked the defense while Calhoun logged his second 100 yard rushing game of the year with a 113 yard effort on 16 carries.

Patriots	3	14	7	14	38
New Orleans	10	3	7	7	27

NO — Rogers 23 pass from Holmes
(Ricardo kick)

NO — Ricardo FG 30

NE — Smith FG 22

NE — Francis 39 pass from
Cavanaugh (Smith kick)

NE — Johnson 11 pass from
Cavanaugh (Smith kick)

NO — Ricardo FG 38

NE — Johnson 6 pass from
Cavanaugh (Smith kick)

NO — Wilson 1 run (Ricardo kick)

NO — Chandler 23 pass from
Manning (Ricardo kick)

NE — Calhoun 22 run (Smith kick)

NE — Tatupu 4 run (Smith kick)

	NE	NO
First Downs	27	23
Rushes-Yards	38-240	23-89
Passing Yards	233	359
Total Yards	473	448
Had QB Sacked	0-0	1-8
Passes	28-16-1	41-26-0
Punts	3-37.0	4-40.0
Fumbles/Lost	0-0	0-0
Penalties/Yds.	8-95	8-69
A — 53,141 paid, 38,277 actual		

INDIVIDUAL LEADERS

RUSHING — Patriots: Calhoun 16-113-1 TD, Ferguson 15-82, Tatupu 4-21-1 TD.
New Orleans: Manning 5-27, Holmes 6-26, Rogers 4-15.

PASSING — Patriots: Cavanaugh 28-16-1, 233 yards, 3 TDs.

New Orleans: Manning 39-24-0, 301 yards, 1 TD,
Holmes 1-1, 23 yards, 1 TD.

RECEIVING — Patriots: Morgan 4-63, Johnson 4-44-2 TDs, Francis 2-54-1 TD.

New Orleans: Galbreath 7-27, Chandler 6-98-1 TD, Rogers 3-75-1 TD.

LAST TIME IT HAPPENED

KICKOFF RETURN FOR TD:

By Patriot: Horace Ivory at Baltimore, 10-19-80 (98 yards)

By Opponent: Joe Washington, Baltimore, 9-18-78 (90 yards)

PUNT RETURN FOR TD:

By Patriot: Roland James vs. NY Jets, 11-2-80 (75 yards)

By Opponent: Nesby Glasgow, Baltimore, 11-18-79 (75 yards)

INTERCEPTION FOR TD:

By Patriot: Rod Shoate vs. Baltimore, 11-23-80 (42 yards)

By Opponent: Lyle Blackwood, Baltimore, 11-26-78 (21 Yards)

FUMBLE RETURN FOR TD:

By Patriot: Rick Sanford (22 yards) and Allan Clark (15 yards) vs.
Baltimore, 11-23-80

By Opponent: Ruben Carter at Denver, 11-11-79 (2 yards)

BLOCKED PUNT RETURNED FOR TD:

By Patriot: Rick Sanford vs. Baltimore, 11-18-79 (8 yards)

By Opponent: Rob Nairne at Denver, 11-11-79 (22 yards)

BLOCKED FG RETURNED FOR TD:

By Patriot: Mike Haynes at NY Jets, 10-5-80 (65 yards)

By Opponent: Lloyd Mumphord at Miami, 12-6-70 (51 yards)

100-YARD RUSHING GAME:

By Patriot: Don Calhoun at New Orleans, 12-21-80 (113 yards)

By Opponent: Curtis Dickey, Baltimore, 11-23-80 (102 yards)

100-YARD RECEIVING GAME:

By Patriot: Stanley Morgan at San Francisco, 11-30-80 (142 yards)

By Opponent: Mike Barber, Houston, 11-10-80 (105 yards)

300-YARDS PASSING:

By Patriot: Steve Grogan at Houston, 11-10-80 (374 yards)

By Opponent: Archie Manning, New Orleans, 12-21-80 (301 yards)

ALL-TIME INDIVIDUAL RECORDS

The following records relate to service with the Patriots and reflect only regular season activity; post-season play-off competition is excluded.

SERVICE

MOST

Seasons—	12	Tom Neville, 1965-74, 76-77
	11	Gino Cappelletti, 1960-70
		Jim Hunt, 1960-70
		Houston Antwine, 1961-71
		Jon Morris, 1964-74
Games—	159	Tom Neville, 1965-74, 76-77
	152	Gino Cappelletti, 1960-70
	141	Jim Hunt, 1960-70
	139	Bill Lenkaitis, 1971-80

SCORING

MOST POINTS

Career—	1130	Gino Cappelletti, 1960-70
	568	John Smith, 1974-80
	276	Jim Nance, 1965-71
Season—	155	Gino Cappelletti, 1964 (7-td, 38-xp*, 25-fg)
	147	Gino Cappelletti, 1961 (8-td, 48-xp, 25-fg)
		* includes one two-point conversion
Game—	28	Gino Cappelletti, vs. Hou., Dec. 18, 1965 (2-td, 4-xp, 4-fg)
	24	Gino Cappelletti, vs. Buff., Nov. 15, 1964 (3-td, 6-xp*)
		* includes one two-point conversion
Most Seasons Leading League—	5	Gino Cappelletti, 1961, 63-66
	2	John Smith, 1979, 1980

TOUCHDOWNS

MOST

Career—	46	Jim Nance, 1965-71 (45-r, 1-p)
	45	Sam Cunningham (39r, 6p)
	42	Gino Cappelletti, 1960-70 (42-p)
		Larry Garron, 1960-68 (15r, 26-p, 1rt)
Season—	13	Stan Morgan (12p, 1 Ret)
	13	Steve Grogan, 1976 (12-r, 1-f)
	12	Mack Herron, 1974 (7-r, 5-p)
Game—	3	Billy Lott, vs. Buff., Oct. 22, 1961 (3-p)
		Billy Lott, vs. Oak., Dec. 9, 1961 (2-r, 1-p)
		Larry Garron, vs. Oak., Oct. 16, 1964 (1-r, 2-p)
		Gino Cappelletti, vs. Buff., Nov. 15, 1964 (3-p)
		Larry Garron, vs. S.D., Oct. 23, 1966 (1-r, 2-p)
		Jim Whalen, vs. Miami, Oct. 15, 1967 (3-p)
		Sam Cunningham at Buffalo, Oct. 20, 1974 (3-r)
		Mack Herron vs. Buffalo, Nov. 3, 1974 (1-r, 2-p)
		Sam Cunningham at Buffalo, Nov. 23, 1975 (2-r, 1-p)
		Harold Jackson vs Jets Sept. 9, 1979 (3-p)

POINTS AFTER TOUCHDOWN (KICKS)

MOST ATTEMPTS

Career—	353	Gino Cappelletti, 1960-70
	262	John Smith, 1974-80
Season—	51	John Smith, 1974-80
	50	Gino Cappelletti, 1961
	49	John Smith, 1976 and 1979
Game—	8	David Posey, vs. N.Y. Jets, Oct. 29, 1978
	8	John Smith vs. N.Y. Jets, Sept. 9, 1979
	7	Gino Cappelletti, vs. Buff., Oct. 22, 1961
		John Smith, vs. Oakland, Oct. 3, 1976

MOST MADE

Career—	342	Gino Cappelletti, 1960-70
	253	John Smith, 1974-80
Season—	51	John Smith, 1980
	48	Gino Cappelletti, 1961
	46	John Smith, 1979
Game—	8	John Smith, vs. N.Y. Jets, Sept. 9, 1979
	7	David Posey, vs. N.Y. Jets, Oct. 29, 1978
	7	Gino Cappelletti, vs. Buff., Oct. 22, 1961

FIELD GOALS

MOST ATTEMPTS

Career—	333	Gino Cappelletti, 1960-70
	153	John Smith, 1974-80
Season—	39	Gino Cappelletti, 1964
	38	Gino Cappelletti, 1963
	34	John Smith, 1980

Game— 7 Gino Cappelletti, vs. S.D., Sept. 20, 1964
Gino Cappelletti, vs. Buff., Sept. 24, 1967
Gino Cappelletti, vs. Cin., Nov. 16, 1969

Most Seasons Leading League—
3 Gino Cappelletti, 1961, 63-64

MOST MADE

Career— 176 Gino Cappelletti, 1960-70
105 John Smith, 1974-80
Season— 26 John Smith, 1980
25 Gino Cappelletti, 1964
23 John Smith, 1979
Game— 6 Gino Cappelletti, vs. Den., Oct. 4, 1964
4 Accomplished 9 times, Last: John Smith at San Diego, Nov. 9, 1975
Game (No Misses)— 6 Gino Cappelletti, vs. Den., Oct. 4, 1964
Longest Made— 53 Gino Cappelletti, vs. N.Y. Jets, Nov. 28, 1965
51 Gino Cappelletti, vs. Denver, Nov. 20, 1964
Charlie Gogolak, vs. Miami, Oct. 17, 1971

MISCELLANEOUS SCORING

MISSED FG RETURN FOR TD

91 Ron Burton, vs. Den., Nov. 11, 1962

BLOCKED FG RETURN FOR TD—

65 Mike Haynes at NY Jets Oct. 5, 1980
45 Larry Carwell, vs. Cinci., Sept. 17, 1971

BLOCKED PUNT FOR TD—

8 Rick Sanford, vs. Balt. Nov. 18, 1979
0 Leroy Moore vs. Oakland, Nov. 17, 1961
20 Don Webb vs. San Diego, Dec. 17, 1961

SAFETY—

Accomplished 16 times, Last: Team vs. N.Y. Jets, Dec. 9, 1979, Tim Fox vs. Buff., Dec. 10, 1978
(NOTE: See fumble section for scoring on fumbles)

RUSHING

MOST ATTEMPTS

Career— 1323 Jim Nance, 1965-71
1290 Sam Cunningham, 1973-79
763 Larry Garron, 1960-68
763 Don Calhoun, 1975-80
Season— 299 Jim Nance, 1966
270 Sam Cunningham, 1977
269 Jim Nance, 1967
Game— 38 Jim Nance, vs. Oak., Oct. 30, 1966 (208 yards)
34 Jim Nance, vs. Buff., Sept. 24, 1967 (185 yards)
Seasons Leading League—
3 Jim Nance, 1966-67, 69

MOST YARDAGE

Career— 5323 Jim Nance, 1965-71
5163 Sam Cunningham, 1973-79
3186 Don Calhoun, 1975-80
Season— 1458 Jim Nance, 1966
1216 Jim Nance, 1967
Game— 208 Jim Nance, vs. Oak., Oct. 30, 1966 (38 att)
185 Jim Nance, vs. Buff., Sept. 24, 1967 (34 att)
Seasons Leading League—
2 Jim Nance, 1966-67

LONGEST RUN FROM SCRIMMAGE—

85 Larry Garron, vs. Buff., Oct. 22, 1961 (td)
80 Carl Garrett, vs. Miami, Nov. 9, 1969 (td)

HIGHEST AVG. GAIN

Career (450 Atts.)—
4.17 Don Calhoun, 1974-80 (763-3186)
4.16 Carl Garrett, 1969-72 (537-2,235)
4.02 Jim Nance, 1965-71 (1,323-5,323)
Season (100 Atts.)—
5.59 Don Calhoun, 1976 (129-721)
5.04 Carl Garrett, 1969 (137-691)
4.89 Sam Cunningham, 1974 (166-811)
Game (10 Atts.)—
11.60 Larry Garron, vs. Buff., Oct. 22, 1961 (10-116)
11.36 Sam Cunningham, at Buffalo Oct. 20, 1974 (11-125)

MOST TOUCHDOWNS

Career— 45 Jim Nance, 1965-71
39 Sam Cunningham, 1973-79
Season— 12 Steve Grogan, 1976
11 Horace Ivory, 1978
11 Jim Nance, 1966
9 Sam Cunningham, 1974
9 Don Calhoun, 1980
Game— 3 Sam Cunningham at Buffalo, Oct. 20, 1974
2 By many players Last: Mosi Tatupu at San Fran., Nov. 30, 1980

Seasons Leading League—
1 Jim Nance, 1966

PASSING

MOST ATTEMPTS

Career— 2413 Vito (Babe) Parilli, 1961-67
1972 Steve Grogan, 1975-80
1503 Jim Plunkett, 1971-75
Season— 473 Vito (Babe) Parilli, 1964
426 Vito (Babe) Parilli, 1965
Game— 50 Vito (Babe) Parilli, vs. N.Y. Jets, Nov. 14, 1965
48 Tom Sherman, vs. K.C., Nov. 17, 1968

MOST COMPLETIONS

Career— 1140 Vito (Babe) Parilli, 1961-67
1006 Steve Grogan, 1975-80
729 Jim Plunkett, 1971-75
Season— 228 Vito (Babe) Parilli, 1964
206 Steve Grogan, 1979
193 Jim Plunkett, 1973
Game— 25 Ed (Butch) Songin, vs. Dall. Texans,
Nov. 18, 1960
Vito (Babe) Parilli, vs. K.C., Nov. 17, 1963
Vito (Babe) Parilli, vs. Oak., Oct. 16, 1964
Steve Grogan, at Buffalo, Nov. 23, 1975
Steve Grogan, at Houston, Nov. 10, 1980

PASSING EFFICIENCY (Pct)

Career (500 Attempts)—
.5101 Steve Grogan, 1975-80
.4850 Jim Plunkett, 1971-75
Season— .600 Matt Cavanaugh, 1980 (105-63)
.572 Steve Grogan, 1980 (306-175)
.553 Vito (Babe) Parilli, 1962
Game (20 Attempts)—
.800 Vito (Babe) Parilli, vs. Miami, Oct. 15, 1967
(20-16)
.714 Ed (Butch) Songin, vs. Dall. Texans,
Nov. 18, 1960 (35-25)

Most Seasons Leading League
1 Vito (Babe) Parilli, 1961

MOST YARDAGE

Career— 16,747 Vito (Babe) Parilli, 1961-67
14,626 Steve Grogan, 1975-80
9,932 Jim Plunkett, 1971-75
Season— 3,465 Vito (Babe) Parilli, 1964
3,286 Steve Grogan, 1979
Game— 422 Vito (Babe) Parilli, vs. Oak., Oct. 16, 1964
379 Vito (Babe) Parilli, vs. N.Y. Jets, Dec. 17, 1966
374 Steve Grogan, at Houston, Nov. 10, 1980

Seasons Leading League—
1 Vito (Babe) Parilli, 1964

Longest Completion—
88 Jim Plunkett, vs. Balt., Dec. 19, 1971
(to Randy Vataha-td)
87 Tom Sherman, vs. N.Y. Jets, Oct. 27, 1968
(to Jim Whalen td)

MOST TOUCHDOWNS

Career— 132 Vito (Babe) Parilli, 1961-67
107 Steve Grogan, 1975-80
62 Jim Plunkett, 1971-75
Season— 31 Vito (Babe) Parilli, 1964
28 Steve Grogan, 1979
22 Ed (Butch) Songin, 1960
Game— 5 Steve Grogan, vs. N.Y. Jets Sept. 9, 1979
5 Vito (Babe) Parilli, vs. Buff., Nov. 15, 1964
Vito (Babe) Parilli, vs. Miami, Oct. 15, 1967
4 Ed (Butch) Songin, vs. Den., Sept 16, 1961
Vito (Babe) Parilli, vs. Oak., Oct. 16, 1964
Jim Plunkett, vs. Buff., Nov. 14, 1971
Steve Grogan vs. N.Y. Jets, Oct. 29, 1978

Seasons Leading League—
1 Vito (Babe) Parilli, 1964
1 Steve Grogan, 1979 (tied Brian Sipe of
Cleveland with 28)

HAD INTERCEPTED

(Fewest)

Career (500 Attempts)—
24 Ed (Butch) Songin, 1960-61
44 Myron (Mike) Taliaferro, 1968-70
Season— 8 Vito (Babe) Parilli, 1962 (253 att)
9 Vito (Babe) Parilli, 1961 (198 att)
Ed (Butch) Songin, 1961 (212 att)
Game— 0 Accomplished 10 times, Last: Matt Cavanaugh
vs. Miami, Dec., 8, 1980 (17 att.)

(Most)

Career— 138 Vito (Babe) Parilli, 1961-67
124 Steve Grogan, 1975-80
87 Jim Plunkett, 1971-75

Season—	27	Vito (Babe) Parilli, 1964
	26	Vito (Babe) Parilli, 1965
Game—	6	Vito (Babe) Parilli, vs. Den., Sept. 3, 1967
	6	Steve Grogan, vs. San. Fran., Nov. 30, 1980
	5	Vito (Babe) Parilli, vs. N.Y. Jets, Oct. 31, 1964
		Vito (Babe) Parilli, vs. Buff., Sept. 11, 1965
		Myron (Mike) Taliaferro, vs. N.Y. Jets, Oct. 27, 1968
		Steve Grogan, at Baltimore, Dec. 21, 1975
		Steve Grogan, at Detroit, Oct. 10, 1976.
Lowest Percentage	Season—	
	3.2	Vito (Babe) Parilli, 1962 (8-253)
	3.8	Ed (Butch) Songin, 1960 (15-392)
Seasons Leading League		
Fewest—	2	Vito (Babe) Parilli, 1961 (tied) -62
	1	Ed (Butch) Songin, 1961 (tied)
Most—	1	Vito (Babe) Parilli, 1964 (tied)

RECEIVING

MOST RECEPTIONS

Career—	292	Gino Cappelletti, 1960-70
	283	Jim Colclough, 1960-68
Season—	53	Reggie Rucker, 1963
	51	Art Graham, 1966
		Randy Vataha, 1971
Game—	11	Art Graham, vs. K.C., Nov. 20, 1966 (134 yards)
	10	Tony Romeo, vs. K.C., Nov. 17, 1963 (149 yards)

YARDAGE

Career—	5,001	Jim Colclough, 1960-68
	4,589	Gino Cappelletti, 1960-70
Season—	1,013	Harold Jackson, 1979
	1,002	Stanley Morgan, 1979
	991	Stanley Morgan, 1980
	872	Randy Vataha, 1971
Game—	170	Stanley Morgan vs. Balt., Nov. 26, 1978
	167	Art Graham, vs. Hou., Nov. 6, 1964 (8)
Longest Reception—	88	Randy Vataha, vs. Balt., Dec. 19, 1971 (from Jim Plunkett-td)
	87	Jim Whalen, vs. N.Y. Jets, Oct. 27, 1968 (from Tom Sherman-td)

AVERAGE GAIN

Career (150 Min.)—	17.7	Jim Colclough, 1960-68 (283-5,001)
	17.2	Randy Vataha, 1971-76 (178-3055)
Season (35 Min.)—	22.8	Stanley Morgan, 1979 (44-1,002)
	22.5	Harold Jackson, 1979 (45-1,013)
	22.0	Stanley Morgan, 1980 (45-991)
	21.7	Jim Colclough, 1962 (40-868)
	21.1	Harold Jackson, 1980 (35-737)
Game (4 Min.)—	35.5	Stanley Morgan, vs. San. Fran., Nov. 30, 1980 (4-142)
	35.5	Jim Colclough, vs. N.Y. Jets, Oct. 6, 1962 (4-142)
	35.0	Aaron Marsh, vs. N.Y. Jets, Sept. 22, 1968 (4-140)

TOUCHDOWNS

Career—	42	Gino Cappelletti, 1960-70
	39	Jim Colclough, 1960-68
Season—	12	Stanley Morgan, 1979
	10	Jim Colclough, 1962
	9	Jim Colclough, 1960-61
		Gino Cappelletti, 1965
		Randy Vataha, 1971
Game—	3	Billy Lott, vs. Buff., Oct. 22, 1961
		Gino Cappelletti, vs. Buff., Nov. 15, 1964
		Jim Whalen, vs. Mia., Oct. 15, 1967
		Harold Jackson, vs. Jets, Sept. 9, 1979

INTERCEPTIONS BY

MOST

Career—	29	Ron Hall, 1961-67
	24	Nick Buoniconti, 1962-68
Season—	11	Ron Hall, 1964
	8	Bob Suci, 1963
		Mike Haynes, 1976
Game—	3	Gino Cappelletti, vs. Oak., Oct. 16, 1960
		Ross O'Hanley, vs. Hou., Nov. 18, 1962
		Ron Hall, vs. S.D., Sept. 20, 1964
		Nick Buoniconti, vs. Buff., Oct. 20, 1968
		Mike Haynes at N.Y. Jets, Nov. 21, 1976

YARDAGE

Career—	476	Ron Hall, 1961-67
	366	Don Webb, 1961-62, 64-71
Season—	277	Bob Suci, 1963
	182	Prentice McCray, 1976
Game—	118	Prentice McCray, at N.Y. Jets, Nov. 21, 1976 (2)
	110	Bob Suci, vs. Hou., Nov. 1, 1963 (2)
Longest Return—	98	Bob Suci, vs. Hous., Nov. 1, 1963 (TD)
	87	Ron Hall, vs. Den., Sept. 18, 1966

TOUCHDOWNS

Career—	2	John Charles, 1967-69
		Bob Suci, 1963
		Don Webb, 1961-62, 64-71
		Prentice McCray, 1976
Season—	2	Don Webb, 1961
		Bob Suci, 1963
		Prentice McCray, 1976
Game—	2	Prentice McCray at N.Y. Jets, Nov. 21, 1976

PUNTING

MOST PUNTS

Career—	377	Tom Yewcic, 1961-67
	243	Tom Janik, 1969-71
Season—	87	Tom Janik, 1971
	86	Tom Janik, 1970
Game—	11	Jim Fraser, vs. N.Y. Jets, Oct. 2, 1966
	10	Tom Greene, vs. Hou., Dec. 18, 1960
		Tom Yewcic, vs. Buff., Dec. 1, 1963
		Tom Yewcic, vs. Buff., Nov. 15, 1964
		Bob Scarpitto, vs. Oak., Oct. 6, 1968

YARDAGE

Career—	14,553	Tom Yewcic, 1961-67
	9,516	Tom Janik, 1969-71
Season—	3,364	Tom Janik, 1970
	3,249	Tom Janik, 1971
Game—	436	Bob Scarpitto, vs. Oak., Oct. 6, 1968 (10)
	417	Tom Yewcic, vs. Buff., Nov. 15, 1964 (10)
Longest Punt—	87	Bob Scarpitto, vs. Den., Sept. 29, 1968
	70	Tom Yewcic, vs. N.Y. Jets, Nov. 28, 1965
	69	Mike Hubach, vs. Miami, Oct. 12, 1980

HIGHEST AVERAGE YARDAGE

Career (100 Punts)—	40.0	Terry Swanson, 1967-68 (127)
	39.2	Tom Janik, 1969-71 (243)
Season (Qualifiers)—	41.5	Tom Janik, 1969
	40.7	Tom Yewcic, 1965
Game (4 Punts)—	50.8	Terry Swanson, vs. Cin., Dec. 1, 1968 (4)
	48.8	Tom Yewcic, vs. Den., Sept. 29, 1963 (4)

PUNT RETURNS

MOST

Career—	103	Mike Haynes, 1976-80
	78	Stanley Morgan, 1977-79
	74	Mack Herron, 1973-75
Season—	45	Mike Haynes, 1976
	35	Mack Herron, 1974
Game—	6	Fred Bruney, vs. Buff., Sept. 23, 1961
		Ron Burton, vs. Oak., Sept. 13, 1964
		Mack Herron vs. Cleveland, Nov. 10, 1974
		Roland James vs. Los Angeles, Nov. 16, 1980
Most Seasons Leading League—	1	Fred Bruney, 1961
		Ron Burton, 1962

MOST YARDAGE

Career—	1,147	Mike Haynes, 1976-80
	888	Mack Herron, 1973-75
Season—	608	Mike Haynes, 1976
	517	Mack Herron, 1974
Game—	156	Mike Haynes vs. Buff., Nov. 7, 1976
	133	Stanley Morgan vs. Buffalo, Nov. 20, 1977
	126	Billy Johnson, vs. Hou., Nov. 5, 1967

LONGEST PUNT RETURN

89	Mike Haynes, vs. Buff., Nov. 7, 1976(TD)
80	Stanley Morgan, vs. Baltimore, Nov. 18, 1979(TD)
75	Roland James, vs. NY Jets, Nov. 2, 1980

HIGHEST AVG. YARDAGE

Career (20 Returns)—	12.0	Mack Herron, 1973-75 (74-888)
	11.3	Carl Garrett, 1969-72 (43-487)

Season (Qualifiers)—

14.8 Mack Herron, 1974
 13.8 Stanley Morgan, 1977

Game (3 Returns)—

39.0 Mike Haynes vs. Buff., Nov. 7, 1976 (4)
 33.3 Stanley Morgan vs. Buff. Nov. 20, 1977 (4)

TOUCHDOWNS

Career— 2 Mike Haynes, 1976-79
Season— 2 Mike Haynes, 1976
Game— 1 Mike Haynes, vs. Buff., Nov. 7, 1976
 Mike Haynes, vs. Den., Nov. 28, 1976
 Stanley Morgan, vs. Balt., Nov. 18, 1979
 1 Roland James, vs. NY Jets, Nov. 2, 1980

KICKOFF RETURNS**MOST**

Career— 92 Carl Garrett, 1969-72
 89 Larry Garron, 1960-68
Season— 41 Mack Herron, 1973
 36 Willie Porter, 1968
 Horace Ivory, 1980
Game— 8 Willie Porter, vs. N.Y. Jets, Sept. 22, 1968
 6 by many players.
 Last: Allen Carter, at Baltimore, Dec. 21, 1975
Most Seasons Leading League—
 1 Raymond Clayborn, 31.0 (28-869), 1977
 1 Horace Ivory, 27.6 (36-992), 1980

YARDAGE—

Career— 2,299 Larry Garron, 1960-68
 2,251 Carl Garrett, 1969-1972
Season— 1,092 Mark Herron, 1973
 992 Horace Ivory, 1980
 879 Allen Carter, 1975
Game— 206 Allen Carter, at Baltimore, Dec. 21, 1975
 175 Carl Garrett, vs. Buff., Oct. 11, 1969

LONGEST

101 Raymond Clayborn, at Balt., Dec. 18, 1977 (TD)
 100 Raymond Clayborn, at N.Y. Jets, Oct. 2, 1977 (TD)
 99 Allen Carter, at Balt., Dec. 21, 1975 (TD)
 98 Horace Ivory, at Balt., Oct. 19, 1980
 95 Larry Garron, vs. Buff., Nov. 3, 1962 (TD)

HIGHEST AVG. YARDAGE

Career (20 Returns)—
 27.6 Horace Ivory, 1980 (36-992)
 27.2 Allen Carter, 1975-76 (33-898)
 26.9 Raymond Clayborn, 1977-79 (57-1,538)

Season (Qualifiers)—

31.0 Raymond Clayborn, 1977
 28.5 Larry Garron, 1962
 28.4 Jess Phillips, 1976

Game (3 Returns)—

49.3 Ron Burton, vs. Dall. Texans, Nov. 3, 1961 (3)
 47.0 Horace Ivory, at Balt., Oct. 19, 1980 (3)

TOUCHDOWNS

Career— 3 Raymond Clayborn, 1977
 2 Larry Garron, 1960-68
 1 Ron Burton, 1960-65
 Mack Herron, 1973-75
 Allen Carter, 1975
 Horace Ivory, 1977-80
Season— 3 Raymond Clayborn, 1977
Game— 1 Accomplished 9 times Last: Horace Ivory, at Balt., Oct. 19, 1980 (98 yards—TD)

FUMBLES**MOST**

Career— 47 Sam Cunningham, 1973-79
 42 Vito (Babe) Parilli, 1961-67
 37 Larry Garron, 1960-68
Season— 12 Mack Herron, 1974
 Sam Cunningham, 1975
 Steve Grogan, 1979
Game— 4 Vito (Babe) Parilli, vs. Den., Nov. 6, 1966
 3 Accomplished 6 times, Last Sam Cunningham vs. Buff., Oct. 24, 1976.

MOST OWN RECOVERIES

Career— 19 Vito (Babe) Parilli, 1961-67
 12 Larry Garron, 1960-68
Season— 6 Vito (Babe) Parilli, 1963
 5 Vito (Babe) Parilli, 1964
Game— 2 Accomplished 6 times, Last: Andy Johnson vs Balt., Sept., 18, 1978.

MOST OPPONENT RECOVERIES

Career— 15 Jim Hunt, 1960-70
 14 Raymond Hamilton, 1973-80
 13 Bob Dee, 1960-67

Season—	5	Bob Dee, 1961
	4	Jack Rudolph, 1960
		Larry Eisenhower, 1964
		John Sanders, 1975
		Steve Nelson, 1978
Game—	3	Steve Nelson, vs. Phila., Oct. 8, 1978
	2	By 15 Players
		Last: Raymond Hamilton at
		St. Louis, Sept. 10, 1978

MOST RETURN YARDAGE

Career—	82	Don Webb, 1961-62, 64-71
	67	Jim Hunt, 1960-70
Season—	52	Chuck Shonta, 1960
	51	Jim Hunt, 1968
Game—	52	Chuck Shonta, vs. N.Y. Titans, Sept. 17, 1960
		(1-opp)
	51	Jim Hunt, vs. Hou., Dec. 15, 1968 (1-opp)

LONGEST RETURN

	52	Chuck Shonta, vs. N.Y. Titans, Sept. 17, 1960
		(TD)
	51	Jim Hunt, vs. Hou., Dec. 15, 1968

TOUCHDOWNS

Own Fumbles Recovered For TD—

1	Five Players
	Last: Steve Grogan vs. N.Y.
	Jets, Oct. 18, 1976 (6 yds.)

Opponents' Fumbles Recovered For TD—

1	Ten Players
	Last: Ray Hamilton at St.
	Louis, Nov. 2, 1975 (23 Yds.)
	Last: Rick Sanford (22 Yds.), Allan Clark (15
	Yds.) vs. Balt., Nov. 23, 1980

ALL-TIME TEAM RECORDS

OFFENSE VICTORIES

MOST

Season—	11	1978
	11	1976
	10	1964, 1980

SCORING

MOST POINTS SCORED

Season—	441	1980
	413	1961
	411	1979
Game—	56	N.Y. Jets, Sept. 9, 1979
	55	N.Y. Jets, Oct. 29, 1978
	52	Buffalo, Oct. 22, 1961
Quarter—	1st: 21	at Miami, Dec. 15, 1974
	1st: 21	N.Y. Jets, Oct. 29, 1978
	2nd: 27	Baltimore, Nov. 18, 1979
		Denver, Nov. 28, 1976
	3rd: 22	Dallas Texans, Nov. 18, 1960
	4th: 27	Baltimore, Nov. 23, 1980

FEWEST POINTS SCORED

Season—	149	1970
	192	1972
Game—	0	11 times
		Last: Houston, Sept. 21, 1975

MOST TOUCHDOWNS

Season—	52	1961, 1980
	49	1979
	48	1976
Game—	8	N.Y. Jets, Sept. 9, 1979
	8	N.Y. Jets, Oct. 29, 1978
	7	Buffalo, Oct. 22, 1961
		Oakland, Oct. 3, 1976

FEWEST TOUCHDOWNS

Season—	18	1970
	24	1972

MOST POINTS AFTER TOUCHDOWN

Season—	51	1980
	48	1961

FEWEST POINTS AFTER TOUCHDOWN

Season—	17	1970
	24	1972

MOST FGs ATTEMPTED

Season—	39	1964
	38	1963
Game—	7	San Diego, Sept. 20, 1964
		Buffalo, Sept. 24, 1967
		Cincinnati, Nov. 16, 1969

FEWEST FGS ATTEMPTED

Season—	16	1972
	17	1975

MOST FGS MADE

Season—	26	1980
	25	1964
	23	1979
Game—	6	Denver, Oct. 4, 1964
	4	Many times, Last: vs. San Diego, Nov. 9, 1975 (John Smith)

FEWEST FGS MADE

Season—	8	1960, 1970, 1972
	9	1975

FIRST DOWNS**MOST TOTAL**

Season—	322	1978
	319	1980
	318	1979
Game—	31	Houston, Dec. 11, 1966
	30	N.Y. Jets, Sept. 9, 1979
	29	Oakland, Dec. 9, 1961 N. Y. Jets, Oct. 18, 1976

FEWEST TOTAL

Season—	166	1969
	181	1968

MOST RUSHING

Season—	181	1978
	150	1976
Game—	21	Denver, Nov. 28, 1976
	18	New York Jets, Oct. 18, 1976

FEWEST RUSHING

Season—	55	1965
	63	1970

MOST PASSING

Season—	159	1979
	154	1980
	144	1964
Game—	20	Oakland, Oct. 16, 1964
	20	at Houston, Nov. 10, 1980

FEWEST PASSING

Season—	87	1969
	94	1968, 1971

MOST PENALTY

Season—	29	1965
	27	1979
	26	1975, 1980
Game—	7	Houston, Sept. 19, 1965
	5	Miami, Dec. 17, 1967 Baltimore, Oct. 7, 1973 at San Diego, Nov. 9, 1975 Detroit, Oct. 7, 1979

FEWEST, PENALTY

Season—	11	1971
	14	1977

TOTAL YARDS**(Net Yards Rushing and Passing)****MOST**

Season—	5,965	1978
	5,470	1979
	5,435	1980
Game—	597	N.Y. Jets, Sept. 9, 1979
	529	N.Y. Jets, Oct. 29, 1978
	498	at Buffalo, Nov. 23, 1975

FEWEST

Season—	2,626	1970
	3,127	1968

RUSHING OFFENSE**MOST ATTEMPTS**

Season—	671	1978
	603	1977
Game—	62	Denver, Nov. 28, 1976
	55	Oakland, Oct. 30, 1966 Seattle, Oct. 9, 1977

FEWEST ATTEMPTS

Season—	334	1970
	363	1960

MOST YARDS

Season—	3,165	1978
	2,948	1976
Game—	332	Denver, Nov. 28, 1976
	330	New York Jets, Oct. 18, 1976

FEWEST YARDS

Season— 1,040 1970
 1,117 1965

MOST TOUCHDOWNS

Season— 30 1978
 24 1976
 Game— 4 New York Jets, Sept. 8, 1963
 Oakland, Oct. 3, 1976
 New York Jets, Oct. 18, 1976
 Miami, Oct. 22, 1978
 New York Jets, Oct. 29, 1978

FEWEST TOUCHDOWNS

Season— 7 1971
 8 1965, 1968

PASSING**MOST ATTEMPTS**

Season— 476 1964
 475 1960
 475 1979
 Game— 50 Houston, Sept. 19, 1965
 N.Y. Jets, Nov. 14, 1965

FEWEST ATTEMPTS

Season— 305 1977
 309 1976

MOST COMPLETIONS

Season— 240 1980
 237 1979
 229 1964
 Game— 27 Dallas, Nov. 18, 1960
 26 Kansas City, Nov. 17, 1963

FEWEST COMPLETIONS

Season— 146 1976
 159 1971

MOST NET YARDS

Season— 3,218 1979
 3,195 1980
 3,166 1964
 Game— 405 Oakland, Oct. 16, 1964
 374 at Houston, Nov. 10, 1980
 366 Kansas City, Nov. 17, 1963
 365 N.Y. Jets, Sept. 9, 1979

FEWEST NET YARDS

Season— 1,586 1970
 1,746 1976

MOST TOUCHDOWNS

Season— 31 1964
 30 1979
 29 1961
 Game— 6 N.Y. Jets, Sept. 9, 1979
 5 Many times. Last: Buffalo, Nov. 15, 1964
 4 Many times.
 Last: N.Y. Jets, Oct. 29, 1978

FEWEST TOUCHDOWNS

Season— 7 1970
 10 1972

MOST HAD INTERCEPTED

Season— 33 1968
 32 1967
 Game— 6 Denver, Sept. 3, 1967
 Buffalo, Dec. 9, 1967
 Kansas City, Oct. 11, 1970
 at San. Fran. Nov. 30, 1980

FEWEST HAD INTERCEPTED

Season— 13 1962
 16 1971

PUNTING**MOST PUNTS**

Season— 96 1968
 87 1971
 Game— 11 New York Jets, Oct. 2, 1966
 10 Houston, Dec. 18, 1960
 Buffalo, Dec. 1, 1963; Nov. 15, 1964
 Oakland, Oct. 6, 1967

FEWEST PUNTS

Season— 61 1973; 1978
 63 1980

MOST YARDS

Season— 3,831 1968
 3,364 1970
 Game— 436 Oakland, Oct. 6, 1968
 417 Buffalo, Nov. 15, 1964

FEWEST YARDS

Season— 2,137 1978
 2,297 1973

HIGHEST AVG.

Season—	41.5	1969
	40.5	1967
Game—	50.8	Cincinnati, Dec. 1, 1968
	48.8	Denver, Sept. 29, 1963

LOWEST AVG.

Season—	34.6	1977
	35.0	1978

PUNT RETURNS**MOST**

Season—	60	1980
	48	1976
	47	1978
Game—	7	Houston, Nov. 5, 1967
	6	Accomplished 11 times. Last: at San Francisco, Nov. 30, 1980.

FEWEST RETURNS

Season—	17	1972
	23	1969

MOST YARDS

Season—	628	1976
	533	1974
Game—	167	Buffalo, Nov. 7, 1976
	139	Buffalo, Nov. 20, 1977

FEWEST YARDS

Season—	37	1972
	138	1962

HIGHEST AVG.

Season—	13.3	1974
	13.1	1976

LOWEST AVG.

Season—	2.2	1972
	5.3	1962, 1968

MOST TOUCHDOWNS

Season—	2	1976
Game—	1	Buffalo, Nov. 7, 1976
		Denver, Nov. 28, 1976
		Baltimore, Nov. 18, 1979
		NY Jets, Nov. 2, 1980

KICKOFF RETURNS**MOST**

Season—	73	1967
	71	1968
Game—	10	Buffalo, Dec. 9, 1967
	9	Oakland, Oct. 16, 1964
		New York Jets, Sept. 22, 1968
		Dallas, Oct. 24, 1971

FEWEST

Season—	39	1977
	46	1976

MOST YARDS

Season—	1,520	1975
	1,442	1968
Game—	245	Dallas, Oct. 24, 1971
	230	at Baltimore, Dec. 21, 1975

FEWEST YARDS

Season—	1,051	1977
	1,087	1976

HIGHEST AVG.

Season—	26.9	1977
	24.1	1973

LOWEST AVG.

Season—	19.7	1967
	19.9	1965

MOST TOUCHDOWNS

Season—	3	1977
	2	1961
	1	1962, 1973, 1975, 1980
Game—	1	Nine times—Last: at Baltimore, Oct. 19, 1980

PENALTIES**MOST**

Season—	112	1977
	102	1976
Game—	14	at Cincinnati, Oct. 15, 1978
	13	vs. Kansas City, Sept. 18, 1977

FEWEST

Season—	50	1973
	52	1962

MOST YARDS

Season—	931	1977
	914	1976
Game—	125	at Cincinnati, Oct. 15, 1978
		New York Jets, Oct. 29, 1978
	124	Oakland, Oct. 3, 1976

FEWEST YARDS

Season—	456	1962
	467	1964

FUMBLES**MOST**

Season—	51	1973
	43	1975
Game—	8	Baltimore, Oct. 7, 1973
	6	Accomplished 7 times, Last: vs. Miami, Dec. 15, 1974

FEWEST

Season—	15	1969
	18	1970

MOST TOTAL RECOVERED

Season—	43	1973
	36	1975
Game—	8	at Pittsburgh, Sept. 26, 1976 (2-6)
	7	Kansas City, Oct. 23, 1964 (4-3)

FEWEST TOTAL RECOVERED

Season—	19	1969
	20	1980
	21	1965

MOST OWN RECOVERED

Season—	25	1973
	21	1975
Game—	5	Baltimore, Oct. 7, 1973
	4	Oakland, Dec. 16, 1962
		Kansas City, Oct. 23, 1964

FEWEST OWN RECOVERED

Season—	5	1969, 1970
	8	1968, 1971

MOST OPPONENTS' RECOVERED

Season—	27	1976
	21	1978
Game—	6	at Pittsburgh, Sept. 26, 1976
	5	Denver, Nov. 6, 1966

FEWEST OPPONENTS' RECOVERED

Season—	9	1965
	10	1962 and 1977

TOTAL DEFENSE**(Net Rushing and Passing)****MOST NET YARDS ALLOWED**

Season—	5,248	1972
	4,810	1969
Game—	540	Houston, Oct. 13, 1961
	528	New York Jets, Dec. 17, 1966

FEWEST NET YARDS ALLOWED

Season—	3,638	1977
	3,834	1963
Game—	86	Baltimore, Oct. 23, 1977
	88	Miami, Oct. 12, 1980
	115	Houston, Dec. 18, 1965

Scoring**MOST POINTS ALLOWED**

Season—	446	1972
	406	1968
Game—	52	at Miami, Nov. 12, 1972
	48	Oakland, Oct. 22, 1967
		at New York Jets, Oct. 27, 1968
Shutout Game—	52	at Miami, Nov. 12, 1972
	34	at Dallas Texans, Dec. 11, 1960

FEWEST POINTS ALLOWED

Season—	217	1977
	236	1976
Game—	0	Accomplished 9 times, Last: vs. Miami, Oct. 19, 1980 and vs Seattle, Oct. 9, 1977.

RUSHING ALLOWED**MOST ATTEMPTS ALLOWED**

Season—	560	1973
	555	1975
Game—	58	New York Jets, Oct. 14, 1973
	54	New York Jets, Oct. 15, 1972

FEWEST ATTEMPTS ALLOWED

Season—	310	1963
	350	1961

MOST YARDS

Season—	2,850	1973
	2,717	1972
Game—	360	Buffalo, Sept. 16, 1973
	349	vs. Buffalo, Dec. 14, 1975

FEWEST YARDS

Season—	1,041	1961
	1,107	1963
Game—	2	San Diego, Dec. 17, 1961
	19	Houston, Nov. 1, 1963

MOST TOUCHDOWNS

Season—	27	1972
	22	1968
Game—	6	New York Jets, Oct. 27, 1968
	4	Oakland, Nov. 4, 1960
		Dallas, Sept. 8, 1962
		Buffalo, Sept. 16, 1973

FEWEST TOUCHDOWNS

Season—	7	1966
	8	1977

PASSING ALLOWED**MOST ATTEMPTS ALLOWED**

Season—	530	1964
	509	1966
Game—	61	Minn., Dec. 16, 1977
	56	Denver, Sept. 21, 1962
		New York Jets, Oct. 2, 1966

FEWEST ATTEMPTS ALLOWED

Season—	240	1973
	325	1972
Game—	7	New York Jets, Oct. 14, 1973
		Buffalo, Dec. 9, 1973
	9	New York Jets, Oct. 15, 1972

MOST COMPLETIONS ALLOWED

Season—	266	1980
	261	1964
	247	1966
Game—	35	Minn., Dec. 16, 1979
	28	New York Jets, Oct. 2, 1966

FEWEST COMPLETIONS ALLOWED

Season—	134	1973
	170	1971
Game—	1	New York Jets, Oct. 14, 1973
	2	Buffalo, Dec. 9, 1973

MOST NET YARDS ALLOWED

Season—	3,356	1966
	3,217	1964
Game—	467	Minn., Dec. 16, 1979
	448	Houston, Oct. 13, 1961

FEWEST NET YARDS ALLOWED

Season—	1,338	1973
	2,033	1977
Game—	0	New York Jets, Oct. 14, 1973
	8	New York Jets, Oct. 10, 1971

MOST TOUCHDOWNS ALLOWED

Season—	28	1967, 1980
	27	1961
Game—	5	Kansas City, Sept. 25, 1966
		Oakland, Oct. 22, 1967

FEWEST TOUCHDOWNS ALLOWED

Season—	11	1973
	16	1971, 1976 and 1977

FIRST DOWNS ALLOWED**MOST TOTAL ALLOWED**

Season—	289	1972
	283	1979
	278	1969
Game—	30	Minn., Dec. 16, 1979
	29	Miami, Nov. 12, 1972

FEWEST TOTAL ALLOWED

Season—	215	1973 and 1977
	219	1967
Game—	5	Chicago, Oct. 14, 1979
	6	Seattle, Oct. 9, 1977
	7	Houston, Dec. 18, 1965
	7	Houston, Sept. 21, 1975

MOST RUSHING

Season—	144	1972
	142	1969, 1973
Game—	19	New York Jets, Oct. 15, 1972
	19	vs. Buffalo, Dec. 14, 1975
	18	Buffalo, Sept. 16, 1973

FEWEST RUSHING

Season—	59	1963
	61	1967
Game—	0	Houston, Nov. 1, 1963
		Miami, Oct. 15, 1967
		Buffalo, Oct. 20, 1968

MOST PASSING

Season—	165	1964
	153	1966
Game—	17	Houston, Oct. 13, 1961
		Minn., Dec. 13, 1970
		Minn., Dec. 16, 1979

FEWEST PASSING

Season—	67	1973
	105	1970
Game—	1	New York Jets, Oct. 14, 1973
	2	Accomplished 8 times, Last: vs. Buff., Dec. 14, 1980 and at Cinn., Sept. 16, 1979

MOST PENALTY

Season—	28	1968
	24	1960
Game—	7	Oakland, Oct. 6, 1968
	6	New York Jets, Oct. 27, 1968

FEWEST PENALTY

Season—	6	1973
	11	1974, 1980
Game—	0	Many times—Last: at Miami, Dec. 8, 1980

INTERCEPTIONS BY PATRIOTS**MOST**

Season—	31	1964
	29	1963
Game—	7	at New York Jets, Nov. 21, 1976
	6	Houston, Nov. 1, 1963
		New York Jets, Sept. 27, 1964

FEWEST

Season—	8	1970
	10	1972

MOST YARDS

Season—	645	1963
	505	1976
Game—	204	Houston, Nov. 1, 1963
	145	at New York Jets, Nov. 21, 1976

FEWEST YARDS

Season—	105	1973
	165	1975

MOST TOUCHDOWNS

Season—	3	1962, 1963, 1976
	2	1961, 1967, 1971, 1974
Game—	2	Houston, Nov. 1, 1963
		at New York Jets, Nov. 21, 1976

FEWEST TOUCHDOWNS

Season—	0	1960, 1965, 1966, 1970, 1972, 1973, 1977
	1	1964, 1968, 1969, 1975, 1978, 1979, 1980

“CONSECUTIVE” RECORDS**Seasons Played**

11	Gino Cappelletti (1960-70)
	Jim Hunt (1960-70)
	Houston Antwine (1961-71)
	Jon Morris (1964-74)
10	Bill Lenkaitis (1971-80)

Games Played

152	Gino Cappelletti (1960-70)
110	Ray Hamilton (Sept. 16, 1973 to Oct. 26, 1980)

Games Scoring

76	John Smith (1975-80)
----	----------------------

Pats Made

106	Gino Cappelletti (1963-66)
66	John Smith (1976-80)

Games, FG Made

11	Gino Cappelletti (11-1-63 to 10-9-64)
----	---------------------------------------

Passing Attempts None Intercepted

138	Butch Songin (1960)
105	Butch Songin (1960)

Games, Reception Made

42	Jim Colclough (1960-63)
27	Gino Cappelletti (1961-63)

Games, Interception Made

4	Mike Haynes (1976)
---	--------------------

PATRIOTS ALL-TIME ROSTER

NOTE: The following list includes players who have been active for at least one regular season game in each season noted.

Acks, Ron (LB), Illinois	1972-73	Charles, John (DB), Purdue	1967-69
Adams, Bob (TE), Pacific	1973-74	Cheyunski, Jim (LB), Syracuse	1968-72
Adams, Julius (DE), Texas So.	1971-80	Christy, Richard (RB), North Carolina	1960
Adams, Sam (OG), Prairie View	1972-80	Cindrich, Ralph (LB), Pittsburgh	1972
Addison, Tom (LB), South Carolina	1960-67	Clark, Allen (RB), Northern Arizona	1979-80
Allard, Don (QB), Boston College	1962	Clark, Gail (LB), Michigan State	1974
Anderson, Bob (RB), Colorado	1975	Clark, Phil (DB), Northwestern	1971
Anderson, Ralph (S), W. Texas State	1973	Clayborn, Ray (CB), Texas	1977-80
Antwine, Houston (DT), So. Illinois	1961-71	Cloutier, Dave (DB), Maine	1964
Ashton, Josh (RB), Tulsa	1972-74	Cohen, Abe (G), Chattanooga	1960
Atchason, Jack (OE), Western Illinois	1960	Colclough, Jim (WR), B. C.	1960-68
Atessis, Bill (DE), Texas	1971	Coleman, Dennis (LB), Mississippi	1971
Avezzano, Joe (C), Florida State	1966	Conn, Dick (S), Georgia	1975-79
Bailey, Bill (RB), Cincinnati	1969	Corbett, Steve (G), Boston College	1975
Baker, Melvin (WR), Texas Southern	1975	Corcoran, Jim (QB), Maryland	1968
Ballou, Mike (LB), UCLA	1970	Costict, Ray (LB), Miss. St.	1977-79
Banks, Willie (G), Alcorn A & M	1973	Crabtree, Eric (WR), Pittsburgh	1971
Barnes, Bruce (P), UCLA	1973-74	Crawford, Jim (RB), Wyoming	1960-64
Barnes, Pete (LB), So. University	1976-77	Cross, Bob (OT), Kilgore Jr. Col.	1960
Barnes, Rodrigo (LB), Rice	1974-75	Crouthamel, Jake (RB), Dartmouth	1960
Beach, Walter (DB), Central Mich.	1960-61	Crow, Albert (DT), William & Mary	1960
Beaudoin, Doug (S), Minnesota	1976-79	Crump, Harry (RB), Boston College	1963
Beer, Tom (TE), Houston	1970-72	Cryder, Bob (G), Alabama	1978-80
Bell, Bill (K), Kansas	1973	Cudzik, Walt (C), Purdue	1960-63
Bellino, Joe (RB), Navy	1965-67	Cunningham, Jay (DB), Bwl. Grn.	1965-67
Bennett, Phil (LB), Miami	1960	Cunningham, Sam (RB), So. Cal	1973-79
Berger, Ron (DE), Wayne State	1969-72	Currier, Bill (DB), So. Carolina	1980
Beverly, Randy (DB), Colorado St.	1970-71	Cusick, Pete (NT), Ohio State	1975
Bischa, Joe (OE), Richmond	1960	Damkroger, Maury (LB), Nebraska	1974
Bishop, Richard (NT), Louisville	1976-80	Danenbauer, Bill (DE), Emporia	1960
Blahak, Joe (CB), Nebraska	1976	Davis, Jack (G), Maryland	1960
Blanchard, Dick (LB), Tulsa	1972	Dawson Bill (LB-TE-DE), Florida St.	1965
Blanks, Sid (RB), Texas A & I	1969-70	Dee, Bob (DE), Holy Cross	1960-67
Bolton, Ron (DB), Norfolk State	1972-75	Delucca, Gerry (OT), Mid. Tenn. St.	1960-64
Boudreaux, Jim (DE), Louis. Tech	1966-68	Dimitroff, Tom (QB), Miami (O)	1960
Boyd, Greg (S), Arizona	1973	Discenzo, Tony (OT), Michigan St.	1960
Boyd, Greg (DE), San Diego State	1977-78	Dorsey, Nate (DE), Mississippi Val.	1973
Bramlett, John (LB), Memphis St.	1969-70	Dowling, Brian (QB), Yale	1972-73
Briscoe, Marlin (WR), Nebraska (Omaha) 1976		Dressler, Doug (RB), Chico State	1975
Brock, Pete (C), Colorado	1976-80	Dukes, Mike (LB), Clemson	1964-65
Brown, Barry (TE-LB), Florida	1969-70	Du Lac, Bill (G), Eastern Mich.	1974-75
Brown, Bill E. (LB), Syracuse	1960	Dumler, Doug (C), Nebraska	1973-75
Brown, Preston (WR), Vanderbilt	1980	Durko, Sandy (S), Southern Cal	1973-74
Brown, Sidney (CB), Oklahoma	1978	Edmonds, Randy (LB), Geo. Tech	1971
Bruney, Fred (DB), Ohio State	1960-62	Eisenhauer, Larry (DE), B. C.	1962-69
Bryant, Hubie (WR), Minnesota	1971-72	Falcon, Terry (G), Montana	1978-79
Buben, Mark (DL), Tufts	1979	Farmer, Lon (LB), Chattanooga	1964-66
Bugenhagen, Gary (OT-G), Syracuse 1969-70		Feacher, Ricky (WR), Miss. Val. St.	1976
Buoniconti, Nick (LB), Notre Dame	1962-68	Feldhausen, Paul (OT), N'rthl'nd	1968-69
Burks, Steve (WR), Arkansas State	1975-77	Felt, Dick (DB), Brigham Young	1962-66
Burton, Ron (RB), Northwestern	1960-65	Ferguson, Vagas (RB), Notre Dame	1980
Byrd, Dennis (DT), North Carolina State . 1968		Foreman, Chuck (RB), Miami (FL)	1980
Cagle, John (DT-LB-G), Clemson State . . 1969		Forte, Ike (RB), Arkansas	1976-77
Calhoun, Don (RB), Kansas State	1975-79	Foster, Will (LB), E. Michigan	1973-74
Canale, Justin (G), Mississippi St.	1965-68	Fox, Tim (S), Ohio State	1976-80
Canale, Whit (DE), Tennessee	1968	Francis, Russ (TE), Oregon	1975-80
Cappadona, Bob (RB), Northeastern . 1966-67		Fraser, Jim (LB-P), Wisconsin	1966
Cappelletti, Gino (WR-K-DB), Minn.	1960-70	Frazier, Charley (WR), Texas So.	1969-70
Carter, Allen (RB), Southern Cal.	1975	Funchess, Tom (OT), Jack. St.	1968-70
Carter, Kent (LB), Southern Cal.	1974	Fussell, Tom (DE), LSU	1967
Carwell, Larry (DB), Iowa State	1969-72	Gallaher, Allen (OT), Southern Cal	1974
Cash, Rick (DT), N. E. Missouri	1972-73	Gamble, R. C. (RB), So. Car. St.	1968-69
Cavanaugh, Matt (QB), Pittsburgh	1978-80	Gardin, Ron (WR), Arizona	1971
Caveness, Ron (LB), Arkansas	1968-69	Garrett, Carl (RB), N. Mex. High	1969-72
Chandler, Al (TE), Oklahoma	1976-79	Garrett, J. D. (RB), Grambling	1964-67
Chandler, Edgar (LB), Georgia	1973		
Chapple, Dave (P), Cal. (Santa Barbara) 1974			

Garron, Larry (RB), Western Ill. 1960-68
Geddes, Bob (LB), UCLA 1973-75
Germany, Willie (S), Morgan State 1976
Gipson, Paul (RB), Houston 1973
Gladieux, Bob (RB), Notre Dame 1969-72
Gogolak, Charlie (K), Princeton 1970-72
Golic, Bob (LB), Notre Dame 1979-80
Gonzalez, Noe (RB), SW Texas St. 1974
Graff, Neil (QB), Wisconsin 1974-75
Graham, Art (WR), Boston Col. 1963-68
Graham, Milt (OT), Colgate 1961-63
Graves, White (DB), LSU 1965-67
Gray, Leon (OT), Jackson State 1973-78
Green, Jerry (RB), Georgia Tech 1960
Greene, Tom (QB), Holy Cross 1960
Grogan, Steve (QB), Kansas St. 1975-80

Hagen, Halvor (G-DE), Weber St. 1971-72
Haggerty, Mike (OT-DE), Miami 1971
Hall, Ron (DB), Missouri Valley 1961-67
Hamilton, Ray (DE), Oklahoma 1973-80
Hammond, Kim (QB), Florida State ... 1968-70
Hannah, John (G), Alabama 1973-80
Hanneman, Craig (DE) Oregon State . 1974-75
Hare, Eddie (P) Tulsa 1979
Harris, Rickie (DB) Arizona 1971-72
Hasselbeck, Don (TE) Colorado 1977-80
Hauser, Art (DT) Xavier 1960
Hawkins, Mike (OLB) Texas A&I 1978-80
Hayman, Conway (G) Delaware 1972
Haynes, Mike (CB) Arizona State 1976-80
Henke, Karl (OT) Tulsa 1969
Hennessey, Tom (DB) Holy Cross 1965-66
Herrock, Ken (LB) West Virginia 1969
Herron, Mack (RB) Kansas State 1973-75
Hinton, Eddie (WR) Oklahoma 1974
Hoey, George (DB) Michigan 1972-73
Holmes, Ernie (NT) Texas Southern 1978
Howard, Bob (CB) San Diego State... 1975-77
Huarte, John (QB) Notre Dame 1966-67
Hubach, Mike (P), Kansas 1980
Hudson, Bill (DT) Clemson 1965
Hunt, Jim Lee (DT) Prairie View 1961-71
Hunt, Kevin (OT) Doane 1973
Hunt, Sam (LB) S. F. Austin 1974-79
Hyland, Bob (C) Boston College 1977

Ilg, Ray (LB) Colgate 1967-68
Imhof, Martin (DE) San Diego State 1975
Ivory, Horace (RB) Oklahoma 1977-80

Jackson, Harold (WR) Jackson State . 1978-80
Jackson, Honor (DB) Pacific 1972-73
Jacobs, Harry (DE-LB) Bradley 1960-62
Jacobs, Ray (DT) Howard Payne 1969
Jagielski, Harry (DT) Indiana 1960-61
James, Roland (DB) Tennessee 1980
Janik, Tom (DB-P) Texas A & I 1969-71
Jarvis, Ray (WR) Norfolk State 1979
Jenkins, Ed (RB) Holy Cross 1974
Johnson, Andy (RB) Georgia . 1974-76, 78-80
Johnson, Billy (DB) Nebraska 1966-69
Johnson, Daryl (DB) Morgan State ... 1968-71
Johnson, Ellis (RB) S. E. Louisiana . 1965-66
Johnson, Joe (OE) Boston College .. 1960-61
Johnson, Preston (RB) Florida A & M. . 1968
Jones, Ezell (OT) Minnesota 1969-70
Jordan, Shelby (OT) Wash. (Mo.) . 1975, 77-80

Kadziel, Ron (LB) Stanford 1972
Kapp, Joe (QB) California 1970
Kecman, Dan (LB) Maryland 1970
Keeton, Durwood (S) Oklahoma 1975
Khayat, Ed (DT) Tulane 1966
Kimber, Bill (OE) Florida State 1961
Kiner, Steve (LB) Tennessee 1971, 73
King, Claude (RB) Houston 1962

King, Steve (LB) Tulsa 1973-80
Klein, Dick (OT) Iowa State 1961-62
Knief, Gayle (WR) Morningside 1970
Koontz, Ed (LB) Catawba 1968
Krakau, Merv (ILB) Iowa State 1978

Larson, William (RB) Western Illinois ... 1960
Lassiter, Ike (DE) St. Augustine's 1970-71
Lawson, Odell (RB) Langston 1970-71
Lee, Robert (G) Missouri 1960
Lenkaitis, Bill (C) Penn State 1971-80
Leo, Bobby (WR) Harvard 1967-68
Leo, Charlie (G) Indiana 1960-62
Lindquist, Paul (DT) New Hampshire ... 1961
Livingston, Walt (RB) Heidelberg 1960
Lofton, Oscar (OE) S. E. Louisiana 1960
Long, Charlie (OT) Chattanooga 1961-69
Long, Mike (OE) Brandeis 1960
Lott, Billy (RB) Mississippi 1961-63
Loud, Rommie (LB) UCLA 1961-62
Loukas, Angelo (G) Northwestern 1970
Lowery, Nick (K) Dartmouth 1978
Lunsford, Mel (DE) Central (O.) State. 1973-80

Maitland, Jack (RB) Williams 1971-72
Mallory, Irvin (DB) Virginia Union 1971
Mangum, John (DT) S. Mississippi ... 1966-67
Marsh, Aaron (WR) Eastern Kentucky 1968-69
Marshall, Al (WR) Boise State 1974
Martin, Donald (CB) Yale 1973
Mason, Dave (S) Nebraska 1973
Massey, Jim (CB) Linfield 1974-75
Mass, Wayne (OT) Miami 1972
Matthews, Bill (LB) So. Dak. St. 1979-80
Matthews, Henry (RB) Michigan State ... 1972
May, Art (DE) Tuskegee 1971
McAlister, James (RB/KR) UCLA 1978
McCall, Bob (RB) Arizona 1973
McComb, Don (DE) Bradley 1960
McCray, Prentice (S) Arizona State .. 1974-80
McCurry, Dave (S) Iowa State 1974
McDougald, Doug (DE), VPI 1980
McGee, George (OT) Southern 1960
McGee, Tony (DE) Bishop (Tex.) 1974-80
McGrew, Larry (LB), USC 1980
McKay, Bob (OT) Texas 1976-78
McKinnon, Don (LB) Dartmouth 1963-64
McMahon, Art (DB) N. Carolina St. ... 1968-72
McQuay, Leon (RB) Tampa 1975
Meixler, Ed (LB) Boston University 1965
Mildren, Jack (S) Oklahoma 1974
Miller, Al (RB) Boston College 1960
Mirich, Rex (DT) Northern Arizona 1970
Mitchell, Leroy (DB) Texas Southern . 1967-68
Montler, Mike (OT) Colorado 1969-72
Moore, Arthur (DT) Tulsa 1973-77
Moore, Leroy (DE) Ft. Valley State ... 1961-62
Morgan, Stanley (WR) Tennessee ... 1977-80
Morris, Jon (C) Holy Cross 1964-74
Mosier, John (TE) Kansas 1973
Moss, Roland (TE) Toledo 1971
Murphy, Bill (WR) Cornell 1968

Nance, Jim (RB) Syracuse 1965-71
Neighbors, Billy (G) Alabama 1962-1965
Nelson, Steve (LB) N. Dakota St. 1974-80
Neumann, Tom (RB) Northern Michigan. 1963
Neville, Tommy (OT) Mississippi St. . 1965-77
Nichols, Bob (TE) Boston University . 1967-68

Oakes, Don (OT) Virginia Tech 1963-68
O'Hanley, Ross (DB) Boston College 1960-65
Osley, Willie (CB) Illinois 1974
Outlaw, John (DB) Jackson State .. 1969-1972
Owen, Tom (QB) Wichita State 1976-80

Parilli, Babe (QB) Kentucky 1961-67

Patrick, Mike (P) Mississippi State ... 1975-78
 Patton, Jerry (DE) Nebraska 1975
 Pennywell, Carlos (WR) Grambling ... 1978-80
 Perkins, Willis (G) Texas Southern 1961
 Philpott, Ed (LB) Miami (O) 1967-71
 Phillips, Jess (RB) Michigan State ... 1976-77
 Plunkett, Jim (QB) Stanford 1971-75
 Pope, Ken (CB) Oklahoma 1974
 Porter, Willie (DB) Texas Southern 1968
 Posey, David (K) Florida 1978
 Price, Kenny (LB) Iowa 1971
 Pruett, Perry (DB) North Texas State ... 1971
 Puetz, Garry (OG) Valparaiso 1979-80
 Purvis, Vic (WR) S. Mississippi 1966-67
 Pyne, George (OT) Olivet 1965

Rademacher, Bill (WR) N. Mich. St. ... 1969-70
 Ratkowski, Ray (RB) Notre Dame 1961
 Ray, Eddie (RB-P) LSU 1970
 Reilly, Kevin (LB) Villanova 1975
 Reynolds, Bob (OT) Bowling Green ... 1972-73
 Reynolds, Tom (WR) San Diego State ... 1972
 Richardson, Al (DE) Grambling 1960
 Richardson, Jesse (DT) Alabama 1962-64
 Richardson, Tom (WR) Jackson State 1969-70
 Robotti, Frank (LB-RB) Boston College . 1961
 Romaniszyn, Jim (LB) Edinboro St. (PA). 1976
 Romeo, Tony (TE) Florida State 1962-67
 Romine, Al (DB) Florence State 1961
 Rowe, Dave (DT) Penn State 1971-73
 Rucker, Reggie (WR) Boston Univ. 1971-74
 Rudolph, Jack (LB) Georgia Tech 1960-65
 Sanders, John (S) South Dakota 1974-76
 Sanford, Rick (CB/S) South Carolina. 1979-80
 Sardisco, Tony (G) Tulane 1960-62
 Satcher, Doug (LB) S. Mississippi ... 1966-68
 Scarpito, Bob (WR-P) Notre Dame 1968
 Schaum, Greg (DE) Michigan State 1978
 Schmidt, Bob (OT) Minnesota 1964
 Schottenheimer, Marty (LB) Pittsbrgh. 1969-70
 Schubert, Steve (WR) UMass 1974
 Schwedes, Gerhardt (RB) Syracuse ... 1960-61
 Scott, Clarence (DB) Morgan State ... 1969-72
 Sellers, Ron (WR) Florida State 1969-71
 Sherman, Tom (QB-DB) Penn State ... 1968-69
 Shiner, Dick (QB) Maryland 1973-74
 Shoate, Rod (LB) Oklahoma 1975-80
 Shonta, Chuck (DB) Eastern Michigan 1960-67
 Simerson, John (OT) Purdue 1961
 Singer, Carl (OT) Purdue 1966-68
 Smith, Donnell (DE) Southern Univ. ... 1973-74
 Smith, Hal (DT) UCLA 1960
 Smith, John (K) Southhampton (Eng.) 1974-80
 Snyder, Al (WR) Holy Cross 1964
 Soltis, Bob (DB) Minnesota 1960-61
 Songin, Ed (Butch) (QB) B. C. 1960-61
 Stenger, Brian (LB) Notre Dame 1973

Stephens, Tom (DB-TE) Syracuse ... 1960-64
 Stingley, Darryl (WR) Purdue 1973-77
 St. Jean, Lennie (G) N. Michigan 1964-73
 Stolberg, Eric (WR) Indiana 1971
 Striegel, Bill (LB) College of Pacific ... 1960
 Studstill, Pat (P) Houston 1972
 Sturt, Fred (G) Bowling Green 1976-78
 Suci, Bob (DB) Michigan State 1963
 Swanson, Terry (P) Massachusetts ... 1967-68
 Sweet, Joe (WR) Tennessee State 1974
 Sykes, Alfred (WR) Florida A & M 1971

Taliaferro, Mike (QB) Illinois 1968-71
 Tanner, John (LB-DE) Tenn. Tech. ... 1973-74
 Tarver, John (RB) Colorado 1972-74
 Tatupu, Mosi (RB) S. California 1978-80
 Thomas, Donnie (LB) Indiana 1976
 Thomas, Gene (RB) Florida A & M. 1968
 Tipton, Dave (NT) Western Illinois ... 1975-76
 Toner, Ed (DT) Massachusetts 1967-70
 Towns, Bobby (DB) Georgia 1961
 Trull, Don (QB) Baylor 1967
 Turner, Bake (WR) Texas Tech 1970

Vataha, Randy (WR) Stanford 1971-76

Walker, Mike (K) None 1972
 Washington, Clyde (DB) Purdue 1960-61
 Washington, Mark (CB) Morgan State ... 1979
 Watson, Dave (G) Georgia Tech 1963-64
 Webb, Don (DB) Iowa State 1961-71
 Webster, George (LB) Michigan State 1974-76
 Weisacosky, Ed (LB) Miami 1971-72
 Welch, Claxton (RB) Oregon 1973
 Wells, Billy (RB) Michigan State 1960
 West, Mel (DB) Missouri 1961
 Westbrook, Don (WR) Nebraska 1977-80
 Whalen, Jim (TE) Boston College 1965-69
 Wheeler, Dwight (T) Tennessee State 1978-80
 White, Harvey (QB) Clemson 1960
 White, Jeff (K-P) Texas El Paso 1973
 White, Jim (DE) Colorado State 1972
 Whittingham, Fred (LB) California Poly . 1970
 William, J.R. (LB-C) La. Tech 1968-70
 Wilson, Ed (QB) Arizona State 1965
 Wilson, Jerrel (P) S. Mississippi 1978
 Wilson, Joe (RB) Holy Cross 1974
 Windsor, Bob (TE) Kentucky 1972-75
 Wirgowski, Dennis (DE) Purdue 1970-72
 Witt, Mel (DT) Arlington State 1967-70
 Wright, Elmo (WR) Houston 1975

Yates, Bob (OT-G-C) Syracuse 1960-65
 Yewcic, Tom (P-QB) Michigan State ... 1961-66

Zabel, Steve (LB) Oklahoma 1975-78
 Zamberlin, John (LB) Pac. Lutheran ... 1979-80

ALL TIME PATRIOTS PLAYER DRAFTS

1981

1. Brian Holloway, 19 (OT) Stanford. 2. Tony Collins, 47 (RB/KR) East Carolina. 3. (Choice to Minnesota for Chuck Foreman). 4. Don Blackmon, 102 (LB) Tulsa. 5. Steve Clark, 130 (DE) Kansas State. 6. Ron Wooten, 157 (OG) North Carolina. 7. Ken Toler, 185 (WR) Mississippi. 8-a. John Naber, 194 (P) Stanford (choice from New Orleans). 8-b. Lin Dawson, 212 (TE) North Carolina State. 9. (choice to Detroit). 10. (choice to Cleveland). 11. Brian Buckley, 295 (QB) Harvard. 12. Cris Crissy, 323 (DB/KR) Princeton.

1980

1-a. Roland James (DB), Tennessee. 1-b. Vagas Ferguson (RB), Notre Dame (choice from Houston). 2. Larry McGrew (OLB), USC. 3. Steve McMichael (NT), Texas. 4. (choice to Los Angeles). 5. Doug McDougald (DE), VPI. 6-a. (choice to Cleveland). 6-b. Preston Brown (WR/KR), Vanderbilt (choice from Houston). 7. Tom Kearns (OG), Kentucky. 8. Mike House (TE), U. of Pacific. 9. Barry Burget (OLB), Oklahoma. 10. Tom Daniel (OC), Georgia Tech. 11. Mike Hubach (P), Kansas. 12. Jimmy Jordan (QB), Florida State.

1979

1. Rick Sanford, 25, (DB) South Carolina. 2. Bob Golic, 52, (LB) Notre Dame. 3. (Choice to Los Angeles). 4. Eddie Hare, 106, (P) Tulsa. 5. John Zamberlin, 135, (LB) Pacific Lutheran. 6. (Choice to Pittsburgh). 7. Judson Flint, 177, (DB) Memphis State (choice from Washington, choice forfeited). 8. Randy Love, 216, (RB) Houston. 9. John Spagnola, 245, (TE) Yale. 10. Martin Cox, 270, (WR) Vanderbilt (choice from Denver); Allan Clark, 271, (RB) Northern Arizona. 11. (Choice to Washington). 12. (Choice to Detroit).

1978

1. Bob Cryder, 18, (G) Alabama. 2. Matt Cavanaugh, 50, (QB) Pittsburgh. 3. Carlos Pennywell, 77, (WR) Grambling. 4. Dwight Wheeler, 102, (T) Tennessee State. 5. Bill Matthews, 129, (LB) South Dakota State. 6. Kem Coleman, 156, (LB) Mississippi. 7. Mike Hawkins, 188, (LB) Texas A&I. 8. Terry Falcon, 198, (G) Montana (choice from Buffalo through Philadelphia); Mosi Tatupu, 215, (RB) Southern California. 9. Tim Petersen, 242, (LB) Arizona State. 10. Bryan Ferguson, 269, (DB) Miami. 11. Charlie Williams, 296, (LB) Florida. 12. John Gibney, 328, (C) Colgate.

1977

1. Raymond Clayborn, 16, (DB) Texas (choice from San Francisco); Stanley Morgan, 25, (WR) Tennessee. 2. Horace Ivory, 44, (RB) Oklahoma (choice from San Francisco); Don Hasselbeck, 52, (TE) Colorado. 3. Sidney Brown, 82, (DB) Oklahoma. 4. Gerald Skinner, 109, (T) Arkansas. 5. (Choice to St. Louis). 6. (Choice to Houston). 7. Ken Smith, 192, (WR) Arkansas-Pine Bluff. 8. Brad Benson, 219, (G) Penn State. 9. Jerry Vogele, 249, (LB) Michigan. 10. John Rasmussen, 276, (T) Wisconsin; Giles Alexander, 279, (DE) Tulsa (choice from Oakland). 11. Ray Costict, 303, (LB) Mississippi State. 12. Dave Preston, 333, (RB) Bowling Green.

1976

1. Mike Haynes, 5, (DB) Arizona State; Pete Brock, 12, (C) Colorado (choice from San Francisco); Tim Fox, 21, (DB) Ohio State (choice from Houston through San Francisco). 2. Ike Forte, 35, (RB) Arkansas. 3. (Choice to Chicago). 4. (Choice to Cleveland through Philadelphia). 5. (Choice to San Diego). 6. (Choice to New York Giants); Greg Boyd, 170, (DE) San Diego State. 7. (Choice to Cincinnati); Perry Brooks, 202 (DT) Southern (choice from Houston). 8. (Choice to Philadelphia); Stu Betts, 235, (RB) Northern Michigan (choice from Minnesota). 9. Doug Beaudoin, 243, (DB) Minnesota. 10. Ricky Feacher, 270, (WR) Miss. Valley. 11. Donnie Thomas, 298, (LB) Indiana. 12. Nathaniel Bell, 325, (DT) Tulane. 13. James Jones, 352, (DB) Central Michigan. 14. David Quehl, 382, (WR) Holy Cross. 15. Bernard Coleman, 409, (WR) Bethune-Cookman. 16. Clifford Brown, 436, (DT) Tuskegee. 17. Todd Anderson, 465, (C) Stanford.

1975

1. Russ Francis, 16, (TE) Oregon. 2. Rod Shoate, 41, (LB) Oklahoma. 3. Pete Cusick, 66, (DT) Ohio State. 4. Allen Carter, 86, (RB) So. California (choice from San Diego through Cleveland); Steve Burks, 91, (WR) Arkansas State. 5. Steve Grogan, 116, (QB) Kansas State; Steve Freeman, 117, (DB) Mississippi St. (choice from Philadelphia). 6. (Choice to Detroit). 7. Lawrence Williams, 172, (WR) Texas Tech. 8. (Choice to Chicago). 9. (Choice to Pittsburgh). 10. (Choice to Pittsburgh). 11. Rene Garnett, 272, (DB) Idaho State. 12. Matt Kendon, 297, (DT) Idaho State; Conredge Holloway, 306, (QB-DB) Tennessee (choice from Washington). 13. Joe Harvey, 328, (DE) Northern Michigan. 14. Tom Gossom, 353, (WR) Auburn. 15. Don Clayton, 378, (RB) Murray State. 16. Kerry Marbury, 403, (RB) West Virginia. 17. Myke Horton, 428, (T) UCLA.

1974

1. (Choice to San Francisco). 2. Steve Corbett, 30, (G) Boston College (choice from Chicago); Steve Nelson, 34, (LB) North Dakota State. 3. (Choice to Chicago through Washington). 4. (Choice to Cincinnati). 5. Andy Johnson, 113, (RB) Georgia; Charlie Battle, 124, (LB-DE) Grambling (choice from Washington through New Orleans). 6. (Choice to Baltimore); Chuck Ramsey, 141, (P) Wake Forest (choice from Philadelphia). 7. (Choice to Pittsburgh); Maury Damkroger, 178, (LB) Nebraska (choice from Washington).

1973

1. John Hannah, 4, (G) Alabama; Sam Cunningham, 11, (RB) So. California (choice from Los Angeles); Darryl Stingley, 19, (WR) Purdue (choice from Chicago). 2. (Choice to Cleveland through N.Y. Giants). 3. Brad Dusek, 56, (DB) Texas A&M; Charles Davis, 79, (RB) Alcorn A&M (choice from Dallas). 4. Allen Gallaher, 82, (T) So. California. 5. Doug Dumler, 193, (C) Nebraska. 6. (Choice to New Orleans). 7. (Choice to Miami). 8. Isaac Brown, 185, (RB) W. Kentucky. 9. David Callaway, 212 (T) Texas A&M. 10. Dan Ruster, 238, (DB) Oklahoma. 11. Homer May, 264, (TE) Texas A&M. 12. Bruce Barns 290, (P) UCLA. 13. Alan Lowry, 316, (DB) Texas. 14. Raymond Hamilton, 342, (LB) Oklahoma. 15. Conde Pugh, 358, (DB) Norfolk State. 16. Mike Kutter, 394, (DE) Concordia. 17. Eddie McAshan, 418, (QB-DB) Georgia Tech.

1972

1. (Choice to Minnesota as compensation for Joe Kapp). 1-b. Choice from Los Angeles for Phil Olsen sent to NY Giants in trade for Fred Dryer. (Choice to Dallas); Tom Reynolds, 49, (WR) San Diego State (choice from Kansas City). 3. (Choice to Dallas); Jim White, 73, (DE) Colorado State U. (choice from Washington through Los Angeles). 4. (Choice to Dallas). 5. (Choice to Baltimore); Ron Bolton, 124, (DB) Norfolk State (choice from Oakland). 6. (Choice to Atlanta through New York Giants). 7. Clark Hoss, 165, (TE) Oregon State; John Tarver, 165, (RB) Colorado (choice from San Diego). 8. Steve Beyrle, 195, (G) Kansas State. 9. Mike Kelson, 220, (T) Arkansas. 10. Mel Caraway, 245, (DB) N.E. Oklahoma. 11. Rodney Cason, 269, (T) Angelo State. 12. Steve Booras, 295, (DE) Mesa J.C. 13. Sam Elmore, 325, (DB) E. Michigan. 14. Ed Rideout, 350, (WR) Boston College. 15. Joel Klimek, 375, (TE) Pittsburgh. 16. Eric Dahl, 400, (DB) San Jose State. 17. Junior Ah You, 425, (LB) Arizona State.

1971

1. Jim Plunkett, 1, (QB) Stanford. 2. Julius Adams, 27, (DT) Texas Southern. 3. (Choice to Buffalo through Oakland). 4. (Choice to Denver). 5. Tim Kelly, 105, (LB) Notre Dame. 6. David Hardt, 131, (TE) Kentucky. 7. (Choice to Oakland). 8. (Choice to Buffalo). 9. Josh Ashton, 209, (RB) Tulsa. 10. Layne McDowell, 235, (T) Iowa. 11. Dan Schneiss, 251, (TE) Nebraska. 12. John Rodman, 287, (T) Northwestern. 13. Lewis Swain, 313, (DB) Alabama A&M. 14. Alfred Sykes, 339, (WR) Florida A&M. 15. Nick McGarry, 365, (TE) Massachusetts. 16. Jim Zikmund, 391, (DB) Kearney State. 17. Ronald Leigh, 417, (DE) Elizabeth City St.

1970

1. Phil Olsen, 4, (DT) Utah State. 2. (Choice to Houston). 3. Mike Ballou, 56, (LB) UCLA. 4. Eddie Ray, 83, (DB) LSU. 5. Bob Olson, 107, (LB) Notre Dame (choice from Miami); (choice to New York Jets). 6. (Choice to Buffalo). 7. Odell Lawson, 160, (RB) Langston, Okla. 8. (Choice to New York Jets). 9. Dennis Wirgowski, 212, (DE) Purdue. 10. Henry Brown, 239, (K-WR) Missouri. 11. Dennis Bramlett, 264, (T) Texas-El Paso. 12. Greg Roero, 291, (DT) New Mex. Highlands. 13. Ronnie Shelley, 316, (DB) Troy State. 14. Garvie Craw, 343, (RB-TE) Michigan. 15. Kent Schoolfield, 368, (WR) Florida A&M. 16. Otis McDaniel, 395, (DE) Tuskegee. 17. Joe Killingsworth, 420, (WR) Oklahoma.

1969

1. Ron Sellers 6, (SE) Florida State. 2. Mike Montler 32, (G) Colorado. 3. Carl Garrett, 58, (RB) N.M. Highlands. 4. (Choice to Denver through Kansas City). 5. Onree Jackson, 110, (QB) Alabama A&M. 6. (Choice to Oakland). 7. Rick Hackley, 162, (T) New Mexico State. 8. Bob Gladieux, 188, (RB) Notre Dame. 9. Steve Alexakos, 209 (G-LB) San Jose State (choice from Buffalo); Joe Walker, 214, (DE) Albany State. 10. Dennis Devlin, 240, (DB) Wyoming. 11. Barry Gallup 266, (SE) Boston College. 12. Richard Lee 292, (DT) Grambling. 13. Joe Leasey, 318, (LB) Alcorn A&M. 14. John Cagle, 344, (LB) Clemson. 15. Brant Conley, 370, (RB-P) Tulsa. 16. Jim Vuono, 396, (LB) Adams State. 17. George Muse, 472, (LB-DB) Grambling.

1968

1. Dennis Byrd, 6, (DT) North Carolina State. 2. Tom Funchess, 32, (T) Jackson State. 3. Aaron Marsh, 60, (FL) Eastern Kentucky. 4. R. C. Gamble, 88, (RB) South Carolina State. 5. Jim Smithberger, 116, (DB) Notre Dame. 6. (Choice to Cincinnati). 7. John Schneider, 170, (QB) Toledo. 8. Daryl Johnson, 197, (DB) Morgan State. 9. (Choice to Houston). 10. John Outlaw, 249, (DB) Jackson State. 11. Paul Feldhausen, 278, (T) Northland, Wis. 12. James Cheyunski, 305, (LB) Syracuse. 13. Max Huber, 332, (T) Brigham Young. 14. Henry McKay, 358, (E) Guilford. 15. Art McMahan, 385, (DB) No. Carolina State. 16. Charles Fulton, 413, (RB) Tennessee. 17. Ed Koontz, 440, (LB) Catawba.

1967

1. John Charles, 21, (DB) Purdue. 2. (Choice to Kansas City). 3. (Choice to New York Jets). 4. Ed Philpott, 101, (DE) Miami (Ohio). 5. Melvin Witt, 128, (DE) Arlington State. 6. Ron Medlen, 154, (DE) SMU. 7. Robert Leo, 180, (HB) Harvard. 8. Tom Fussell, 206, (DT) LSU. 9. Charlie Thornhill, 232, (DB) Michigan State. 10. John Runnels, 257, (LB) Penn State. 11. Leroy Mitchell, 283, (FL) Texas Southern. 12. Dave Davis, 310, (T) Harvard. 13. Ray Ilg, 336, (LB) Colgate. 14. Bobby Beard, 361, (LB) Auburn. 15. Tom Folliard, 388, (LB) Mississippi State. 16. Dik Nocera, 414, (HB) Southern Conn. 17. Bobby Nichois, 440, (TE) Boston University.

1966

1. Karl Singer, (T) Purdue; Willie Townes, (T) Tulsa. 2. Jim Boudreaux, (T) La. Tech; Ken Avery, (LB) Miss. Southern. 3. Harold Lucas, (T) Mich. State; Ed Toner, (G) U. Mass. 4. (Choice to New York); Heath Wingate, (T) Bowling Green. 5. John Mangum, (T) Miss. Southern; Ray Perkins, (E) Alabama. 6. Dan Irby, (T) Louis. Tech.; Joe Avezzano, (G) Florida State. 7. Jim Battles, (T) Southern U.; Brent Caston (DB) Mississippi. 8. Sam Montgomery, (DB) Southern; Tom Schaefer, (RB) Chattanooga. 9. Doug Satcher, (LB) Southern; Jack White, (QB) Penn State. 10. Dennis Brewster, (T) BYU; Bob Ellis, (HB) Massachusetts. 11. (Choice to New York); Jay Marion, (DB) Wyoming. 12. Dick Fugere, (LB) Cincinnati. 13. Tom Carr, (FB) Bates St. 14. Bob Hall, (DB) Brown. 15. Billy Laird, (QB) La. Tech. 16. Buddy Owens, (G) Michigan State. 17. Dick Capp, (DE) Boston College. 18. John Pincavage, (E-DB) Virginia. 19. Joe Novogratz, (G) Pittsburgh. 20. Paul Soule, (HB) Bowdoin.

1965

1. Jerry Rush, (T) Michigan State; Dave McCormick, (T) LSU. 2. (Choice to Houston); Bob Kowlowski, (T) Virginia. 3. Jim Whalen, (E) Boston College; Bob Cappadonna, (FB) Northeastern. 4. Ellis Johnson, (HB) S.E. Louisiana; Dick Arrington, (G) Notre Dame. 5. Corwyn Aldredge, (E) N.W. Louisiana; Dennis Smith, (DE) Cincinnati. 6. Justin Canale, (G) Mississippi State; Billy Ezell, (DB) LSU. 7. Tom Neville, (T) Mississippi State; John Hankinson, (QB) Minnesota. 8. Fred Brown, (E) Miami; Beau Colle, (DB) LSU. 9. Bob Malone, (T) Louisiana Tech.; Charles Brown, (T) Tulsa. 10. (Choice to Buffalo); Dave Hetteima, (T) New Mexico. 11. John Frechette, (T) Boston College; Roy Schmidt, (G) Long Beach State. 12. Jim Weatherly, (DB) Mississippi; Leon Stanridge, (E) San Diego State. 13. Charlie Green, (QB) Wittenberg. 14. Jay Cunningham, (HB) Bowling Green. 15. Ted Rodosevitch, (G) Cincinnati. 16. George Pyne, (T) Olivet. 17. White Graves, (DB) LSU; Dave Lee, (E) Louisiana Tech. 18. Ed Meixler, (LB) Boston University. 19. Jim Nance (FB) Syracuse. 20. Fred Fugazzi, (FB) Missouri Valley.

1964

1. Jack Concannon, (QB) Boston College. 2. Jim Kelly, (E) Notre Dame. 3. (Choice to Denver). 4. Jon Morris, (E) Holy Cross. 5. (Choice to San Diego). 6. Jim Mazurek, (G) Syracuse. 7. T. W. Alley, (T) William & Mary. 8. J. D. Garrett, (HB) Grambling; Roger Lalonde, (T) Muskingum. 9. Leonard St. Jean, (E) N. Michigan. 10. (Choice to Buffalo). 11. Jim Barrett, (HB) Boston College. 12. (Choice to Kansas City). 13. Joe Scarpati, (DB) N. Carolina State. 14. Jim Wilson, (T) Georgia. 15. Tony Gibbons, (T) John Carroll. 16. Pete Pedro, (HB) West Texas State. 17. Gary Wood, (QB-HB) Cornell. 18. Joe Tiller, (T) Montana State. 19. Bill Dawson, (E) Florida State. 20. Lonnie Farmer, (LB) Chattanooga. 21. Tony Lawrence, (T) Bowling Green. 22. Dave Archer, (T) Syracuse. 23. Dave Humenick, (T) Notre Dame. 24. Larry Bartolamecli, (T) West Virginia. 25. Bryan Generalovich, (E) Pittsburgh. 26. Dick Niglio, (HB) Yale.

1963

1. Art Graham, (E) Boston College. 2. LeRoy Jordan, (C) Alabama. 3. Bob Vogel, (T) Ohio State. 4. Bob Reynolds, (T) Bowling Green. 5. Lou Cioci, (G) Boston College. 6. Sam Silas, (T) Southern Illinois. 7. Dick Williamson, (E) Alabama. 8. Rod Foster, (G) Ohio State. 9. Jim Simon, (E) Miami. 10. Don McKinnon, (C) Dartmouth. 11. Dave Hayes, (FB) Penn State (choice from Houston); Dave Watson, (G) Georgia Tech. 12. Bill Gambrell, (HB) South Carolina (choice from Buffalo); Tim Gauntner, (HB) John Carroll. 13a. Dave Adams, (T) Arkansas. 13b. Ralph Ferrissi, (FB) So. Connecticut. 14. Whaley Hall, (T) Mississippi. 15. Bob Dentel, (C) Miami. 16a. Wes Bryant, (T) Arkansas. 17. Tom Neumann, (HB) Michigan. 18. Dave O'Brien, (T) Boston College. 19. Pat McCarthy, (QB) Holy Cross. 20. Jim Bradshaw, (HB) Chattanooga. 21. Gary Sherman, (HB) Bowling Green. 22. Nate Craddock, (FB) Parsons. 23. Al Snyder, (HB) Holy Cross. 24. Dick Schultz, (T) Ohio. 25. Dennis Gaubatz, (G) Louisiana State U. 26. Jim Tullis, (HB) Florida A&M. 27. Dave Adama, (T) Arkansas. 28. Ron Whaley, (HB) Chattanooga. 29. Dock Kelly, (G) Georgia.

1962

1. Gary Collins, (E) Maryland. 2. LeRoy Jackson, (HB) W. Illinois. 3. Sherwyn Thorson, (G) Iowa. 4. (Choice to Houston). 5. (Choice to Dallas). 6. Bill Neighbors, (T) Alabama. 7. John Schopf, (T) Michigan. 8. Benny McRae, (HB) Michigan. 9. Bill Triplett, (FB) Miami, Ohio. 10. John Knight, (HB) Valparaiso. 11. (Choice to Buffalo). 12. (Choice to Oakland). 13. Nick Buoniconti, (G) Notre Dame. 14. Chas. Sieminski, (T) Penn State. 15. Gerry Goerlitz, N. Michigan. 16. Ken Byers, (G) Cincinnati. 17. Scott Maentz, (E) Michigan. 18. Tom Chandler, (T) Florida A&M. 19. Ron Meyers, (E) Villanova. 20. Tom Neck, (HB) LSU. 21. John Traynham, (HB) VMI. 22. Bob Asack, (T) Columbia. 23. Walt Crate, (HB) Penn Military. 24. Don Christman, (C) Richmond. 25. Bob Stem, (C) Richmond. 26. Jim Field, (QB) LSU. 27. Al Gursky, (HB) Penn State. 28. Charles Dickerson, (T) Illinois. 29. Julius Fincke, (T) McNeese State. 30. John L. Finn, (T) Louisville. 31. Mike Ingram, (G) Ohio State. 32. Charles Taylor, (HB) Mississippi. 33. Steve Jastrzembski, (E) Pittsburgh. 34. Ray Lardani, (T) Miami (Fla.).

1961

1. Tommy Mason, (HB) Tulane. 2. Rip Hawkins, (C) North Carolina. 3. Danny LaRose, (E) Missouri. 4. Mike Zeno, (G) Virginia Tech. 5. Fran Tarkenton, (QB) Georgia. 6. Larry Eisenhauer, (T) Boston College. 7. Paul Terhes, (QB) Bucknell. 8. Charles Long, (G) Chattanooga. 9. Roland Lakes, (C) Wichita. 10. Richard Mueller, (E) Kentucky. 11. Mel West, (HB) Missouri. 12. Wayne Harris, (C) Arkansas. 13. Dan Underwood, (T) McNeese State. 14. James Wright, (QB) Memphis State. 15. (Choice to Dallas). 16. George Balthazar, (T) Tennessee A&I. 17. Ray Ratkowski, (HB) Notre Dame. 18. Tom Rodgers, (HB) Kentucky. 19. Joe Bellino, (HB) Navy. 20. Clarence Childs, (HB) Florida A&M. 21. Dan Oakes, (G) VPI. 22. Bob Johnson, (E) Michigan. 23. Darrel DeDecker, (C) Illinois. 24. Don Webb, (HB) Iowa State. 25. Robert Minihane, (T) Boston University. 26. Charles Granger, (T) Southern U. (La.). 27. Terry Huxhold, (T) Wisconsin. 28. Bryant Harvard, (QB) Auburn. 29. Ernie McMillan, (T) Illinois. 30. George Hulz, (T) Mississippi Southern.

1960

Buddy Allen, (HB) Utah State; Ron Burton, (HB) Northwestern; Dale Chamberlain, (FB) Miami, O.; Henry Christopher, (E) SMU; Dan Colchicco, (E) San Jose State; Jack Cummings, (QB) North Carolina State; James Davis, (C) Oklahoma; Sarafine Fazio, (C) Pittsburgh; Max Fugler, (C) LSU; Jim Gardner, (T) Duke; James Goodyear, (T-G) Wake Forest; Dave Harris, (HB) Kansas; Al Henderson, (T) Colorado State; James Hickman, (T-G) Penn State; Robert Krantz, (FB) Penn State; Joe Kulbacki, (HB) Purdue; Dee Mackey, (E) E. Texas St.; Leon Manley (G) W. Texas St. Cliff Manning (T-G) Hardin-Simmons; Pete Manning, (E) Wake Forest; Edward Mazurek, (T) Xavier (.); Bell Meglen, (G) Utah State; Frank Mestnik, (FB) Marquette; Ron Mix, (T) USC; Irvin Nikolai, (E) Stanford; Jim Prestel, (T) Idaho; Bob Salerno, (G) Colorado; Ger Schwedes, (HB) Syracuse; Richard Soergel, (QB) Oklahoma St.; Larry Wagner, (T) Vanderbilt; Harvey White, (QB) Clemson; Tiley Wileman, (HB) SMU; Gary Wisener, (E) Baylor.

HOTELS ON THE ROAD

PRE-SEASON GAMES

Game	Hotel	Phone
Los Angeles	Anaheim Marriott	(714) 750-0800
Tampa Bay	Tampa Marriott	(813) 876-9611

REGULAR SEASON

Philadelphia	Hyatt-Cherry Hill	(609) 662-3131
Pittsburgh	Marriott	(412) 922-8400
New York Jets	Sheraton Heights	(201) 288-6100
Washington	Crystal City Marriott	(703) 521-5500
Oakland	Rickeys Hyatt	(415) 493-8000
Buffalo	Marriott (Amherst)	(716) 689-6900
Miami	Palm Beach Hilton	(305) 586-6542
Baltimore	Cross Keys Inn	(301) 532-6900

PATRIOTS' LEADERS YEAR-BY-YEAR

RUSHING

Year	Player	Att.	Yds.	Avg.	Lg	TD
1960	Alan Miller	101	416	4.2	33	1
1961	Billy Lott	100	461	4.7	38	5
1962	Ron Burton	134	548	4.0	59	2
1963	Larry Garron	179	750	4.1	47t	2
1964	Larry Garron	183	585	3.2	16	2
1965	Jim Nance	111	321	2.9	20	5
1966	Jim Nance	299	1458	4.9	65t	11
1967	Jim Nance	269	1216	4.5	53	7
1968	Jim Nance	177	593	3.4	30t	4
1969	Jim Nance	193	750	3.9	43	6
1970	Jim Nance	145	522	3.6	21	7
1971	Carl Garrett	181	784	4.3	38	1
1972	Josh Ashton	128	546	4.3	35	3
1973	Sam Cunningham	155	516	3.3	25	4
1974	Mack Herron	231	824	3.6	28	7
1975	Sam Cunningham	169	666	3.9	17	6
1976	Sam Cunningham	172	824	4.8	24	3
1977	Sam Cunningham	270	1015	3.8	31t	4
1978	Sam Cunningham	199	768	3.9	52t	8
1979	Sam Cunningham	159	563	3.5	27	5
1980	Vagas Ferguson	211	818	3.9	44	2

PASSING

Year	Player	Att.	Comp	Pct.	Yds.	Int.	Lg	TD
1960	Butch Songin	392	187	47.7	2476	15	78	22
1961	Butch Songin	212	98	46.2	1429	9	58t	14
1962	Babe Parilli	253	140	55.3	1988	8	67t	18
1963	Babe Parilli	337	153	45.4	2335	24	77t	13
1964	Babe Parilli	473	228	48.2	3465	27	80t	31
1965	Babe Parilli	426	173	40.6	2597	26	73t	18
1966	Babe Parilli	382	181	47.4	2721	20	63t	20
1967	Babe Parilli	344	161	46.8	2317	24	79t	19
1968	Tom Sherman	226	90	39.8	1199	16	87t	12
1969	Mike Taliaferro	331	160	48.3	2160	18	77	19
1970	Joe Kapp	219	98	44.7	1104	17	48	3
1971	Jim Plunkett	328	158	48.2	2158	16	88t	19
1972	Jim Plunkett	355	169	47.6	2196	25	62	8
1973	Jim Plunkett	376	193	51.3	2550	17	64	13
1974	Jim Plunkett	352	173	49.1	2457	22	69t	19
1975	Steve Grogan	274	139	50.7	1976	18	62t	11
1976	Steve Grogan	302	145	48.0	1903	20	58t	18
1977	Steve Grogan	305	160	52.5	2162	21	68	17
1978	Steve Grogan	362	181	50.0	2824	23	75t	15
1979	Steve Grogan	423	206	48.7	3286	20	63t	28
1980	Steve Grogan	306	175	57.2	2475	22	71	18

PUNTING

Year	Player	No.	Yds.	Avg.	Long
1960	Tom Greene	59	2235	37.9	66
1961	Tom Yewcic	62	2406	38.8	64
1962	Tom Yewcic	68	2634	38.7	56
1963	Tom Yewcic	73	2880	39.4	65
1964	Tom Yewcic	72	2787	38.7	63
1965	Tom Yewcic	74	3094	41.8	70
1966	Jim Fraser	53	2044	38.6	68
1967	Terry Swanson	65	2632	40.5	62
1968	Bob Scarpitto	34	1382	40.6	87
	Terry Swanson	62	2449	39.5	57
1969	Tom Janik	70	2903	41.5	56
1970	Tom Janik	86	3364	39.1	57
1971	Tom Janik	87	3249	37.3	58
1972	Pat Studstill	75	2859	38.1	57
1973	Bruce Barnes	55	2134	38.8	53
1974	Bruce Barnes	45	1604	35.6	50
1975	Mike Patrick	83	3223	38.8	62
1976	Mike Patrick	67	2688	40.1	52
1977	Mike Patrick	65	2354	36.2	64
1978	Jerrel Wilson	54	1921	35.6	57
1979	Eddie Hare	83	3038	36.6	58
1980	Mike Hubach	63	2392	38.0	69

PUNT RETURNS

Year	Player	No.	Yds.	Avg.	Lg	TD
1960	Billy Wells	12	66	4.6	16	0
1961	Fred Bruney	23	109	4.7	11	0
1962	Ron Burton	21	122	5.8	22	0
1963	Bob Suci	25	233	9.3	22	0
1964	Dave Cloutier	20	136	6.8	40	0
1965	Ron Burton	15	61	4.1	12	0
1966	Tom Hennessey	7	39	5.6	11	0
1967	Jay Cunningham	17	105	6.2	44	0
	Joe Bellino	15	129	8.6	18	0
1968	Willie Porter	22	135	6.1	24	0
1969	Carl Garrett	12	159	13.3	45	0
1970	Carl Garrett	17	168	9.9	62	0
1971	Carl Garrett	8	124	15.5	50	0
1972	Carl Garrett	6	36	6.0	27	0
1973	Mack Herron	27	282	10.8	54	0
1974	Mack Herron	35	517	14.8	66	0
1975	Darryl Stingley	15	113	7.5	29	0
1976	Mike Haynes	45	608	13.5	89t	2
1977	Stanley Morgan	16	220	13.8	53	0
	Mike Haynes	24	200	8.3	46	0
1978	Stanley Morgan	32	335	10.5	48	0
1979	Stanley Morgan	29	289	10.0	80t	1
1980	Roland James	33	331	10.0	75t	1

KICKOFF RETURNS

Year	Player	No.	Yds.	Avg.	Lg	TD
1960	Dick Christy	24	617	25.7	46	0
1961	Larry Garron	16	438	27.4	89	1
1962	Larry Garron	24	686	28.5	95t	1
1963	Larry Garron	28	693	24.7	58	0
1964	J.D. Garrett	32	749	23.4	42	0
1965	Jay Cunningham	17	374	22.0	45	0
1966	Joe Bellino	18	410	22.8	43	0
1967	Jay Cunningham	30	627	20.9	41	0
1968	Willie Porter	36	812	22.6	61	0
1969	Carl Garrett	28	792	28.3	63	0
1970	Odell Lawson	25	546	21.8	52	0
1971	Carl Garrett	24	538	22.4	37	0
1972	Carl Garrett	16	410	25.6	49	0
1973	Mack Herron	41	1092	26.6	92t	1
1974	Mack Herron	28	629	18.0	62	0
1975	Allen Carter	32	879	27.5	99t	1
1976	Jess Phillips	14	397	28.4	71	0
1977	Raymond Clayborn*	28	869	31.0	101t	3
1978	Raymond Clayborn	27	636	23.6	60	0
1979	Allan Clark	37	816	22.1	38	0
1980	Horace Ivory*	36	992	27.6	98t	1

*NFL Leader

PASS INTERCEPTIONS

Year	Player	No.	Yds.	Avg.	Lg	TD
1960	Gino Cappelletti	4	68	17.0	24	0
1961	Don Webb	5	153	30.6	59	2
1962	Ross O'Hanley	5	83	16.6	28	0
1963	Bob Suci	8	294	36.7	98	2
1964	Ron Hall	11	148	13.5	50	0
1965	Ron Hall	3	35	11.7	29	0
1966	Ron Hall	6	159	26.5	87	0
1967	Don Webb	4	91	22.8	41	0
1968	Leroy Mitchell	7	41	5.9	20	0
1969	Larry Carwell	4	114	28.5	38	0
1970	Daryl Johnson	2	51	25.5	42	0
1971	Larry Carwell	5	72	14.4	53t	1
1972	Honor Jackson	4	133	33.3	55	0
1973	Ron Bolton	6	65	10.8	56	0
1974	Ron Bolton	7	18	2.6	10	0
1975	Ron Bolton	5	33	6.6	15	0
1976	Mike Haynes	8	90	11.3	28	0
1977	Mike Haynes	5	54	10.8	22	0
1978	Mike Haynes	6	123	20.5	50	1
1979	Ray Clayborn	5	56	11.2	27	0
1980	Ray Clayborn	5	87	17.4	29	0

SCORING

Year	Player	TD	PAT	FG	Total
1960	Gino Cappelletti	0	36	8	60
1961	Gino Cappelletti	8	48	17	147
1962	Gino Cappelletti	5	38	20	128
1963	Gino Cappelletti	2	35	22	113
1964	Gino Cappelletti	7	38	25	155
1965	Gino Cappelletti	9	27	17	132
1966	Gino Cappelletti	6	35	16	119
1967	Gino Cappelletti	3	29	16	95
1968	Gino Cappelletti	2	26	15	83
1969	Gino Cappelletti	0	26	14	68
1970	Jim Nance	7	0	0	42
1971	Charlie Gogolak	0	28	12	64
1972	Carl Garrett	5	0	0	30
1973	Jeff White	0	21	14	63
1974	John Smith	0	42	16	90
1975	John Smith	0	33	9	60
1976	John Smith	0	42	15	87
1977	John Smith	0	33	15	78
1978	Horace Ivory	11	0	0	66
1979	John Smith	0	46	23	115
1980	John Smith	0	51	26	129

PASS RECEIVING

Year	Player	No.	Yds.	Avg.	Lg	TD
1960	Jim Colclough	49	666	13.6	61	9
1961	Gino Cappelletti	45	768	17.1	53	8
1962	Jim Colclough	40	868	21.7	78t	10
1963	Jim Colclough	42	793	18.8	56t	3
1964	Gino Cappelletti	49	865	17.7	58t	7
1965	Jim Colclough	40	677	16.9	41	3
1966	Art Graham	51	673	13.2	42	4
1967	Art Graham	41	606	14.8	79t	4
1968	Jim Whalen	47	718	15.3	87t	7
1969	Carl Garrett	29	267	9.2	34	2
1970	Ron Sellers	38	550	14.5	48	4
1971	Randy Vataha	51	872	17.1	88t	9
1972	Reggie Rucker	44	681	15.5	62	3
1973	Reggie Rucker	53	743	14.0	64	3
1974	Mack Herron	38	474	12.5	18	5
1975	Randy Vataha	46	720	15.7	47	6
1976	Andy Johnson	29	343	11.8	53	4
1977	Sam Cunningham	42	370	8.8	35	1
1978	Russ Francis	39	543	13.9	53	4
1979	Harold Jackson	45	1013	22.5	59	7
	Stanley Morgan	44	1002	22.8	63t	12
1980	Stanley Morgan	45	991	22.0	71	6

PATRIOTS' ALL-TIME LEADERS

TOP 10 PASSERS

Name	Att.	Comp.	Yds.	Pct.	Avg./Att.	TDs	Int.
Babe Parilli (61-67)	2413	1140	16,747	47.2	6.94	132	138
STEVE GROGAN (75-80)	1972	1006	14,626	51.0	7.42	107	124
Jim Plunkett (71-75)	1503	729	9,932	48.5	6.61	62	87
Mike Taliaferro (68-70)	680	305	3,920	44.9	5.76	27	44
Butch Songin (60-61)	604	285	3,905	47.2	6.47	36	24
Tom Sherman (1968)	226	90	1,199	39.8	5.31	12	16
Joe Kapp (1970)	219	98	1,104	44.7	5.04	3	17
Tom Yewcic (61-66)	206	87	1,374	42.2	6.67	12	12
MATT CAVANAUGH (78-79)	106	64	895	60.4	8.44	9	5
Don Trull (1967)	81	27	442	33.3	5.46	1	7

TOP 10 INTERCEPTORS

Name	Years	No.	Yds.	Avg.	LG	TD
Ron Hall	61-67	29	476	16.4	87	1
Nick Buoniconti	62-68	24	223	9.3	41	0
MIKE HAYNES	76-80	23	364	15.8	50	1
Don Webb	61-70	21	366	17.4	59	2
Ron Bolton	72-75	18	116	6.4	56	0
Tom Addison	60-65	16	103	6.4	17	1
Prentice McCray	74-79	15	352	23.4	63t	2
Ross O'Hanley	60-65	15	288	19.2	61	1
Chuck Shonta	60-67	15	261	17.4	52	0
TIM FOX	76-80	15	195	13.0	29	0

TOP 10 RUSHERS

Name	Years	Att.	Yds.	Avg.	LG	TD
Jim Nance	65-71	1323	5323	4.0	65t	45
Sam Cunningham	73-79	1290	5163	4.0	75t	39
DON CALHOUN	75-80	763	3186	4.2	73	21
Larry Garron	60-68	763	2981	3.9	85t	14
Carl Garrett	69-72	537	2235	4.2	80t	15
ANDY JOHNSON	74-80	489	2016	4.1	69t	13
STEVE GROGAN	75-80	326	1850	5.7	41t	24
Ron Burton	60-65	429	1536	3.6	77	9
HORACE IVORY	77-80	329	1336	4.1	52	14
Mack Herron	73-75	353	1298	3.7	53	9

TOP 10 KO RETURNERS

Name	Years	No.	Yds.	Avg.	LG	TD
Larry Garron	60-68	89	2299	25.8	95t	2
Carl Garrett	69-72	92	2251	24.5	63	0
Mack Herron	73-75	71	1796	25.3	92t	1
RAYMOND CLAYBORN	77-80	57	1538	26.9	101t	3
Jay Cunningham	65-67	64	1372	21.4	45	0
Ron Burton	60-65	46	1119	24.3	91t	1
J.D. Garrett	64-67	48	1054	22.0	42	0
HORACE IVORY	77-80	36	992	27.6	98t	1
Joe Bellino	65-67	43	905	21.0	43	0
Allen Carter	75-76	33	898	27.2	99t	1

TOP 10 PUNT RETURNERS

Name	Years	No.	Yds.	Avg.	LG	TD
MIKE HAYNES	76-80	105	1147	11.4	89t	2
Mack Herron	73-75	74	888	12.0	66	0
STANLEY MORGAN	77-80	77	844	10.7	80t	1
Carl Garrett	69-72	43	487	11.3	62	0
Ron Burton	60-65	56	389	6.9	52	0
ROLAND JAMES	1980	33	331	10.0	75t	1
Bob Suci	1963	25	233	9.3	22	0
Bill Johnson	66-69	23	195	8.6	52	0
Tom Stephans	60-64	19	151	7.9	37	0
Fred Bruney	60-62	30	148	4.9	18	0

TOP 10 PUNTERS

Name	Years	No.	Yds.	Avg.	LG	BLK
Tom Yewcic	61-66	377	14,553	38.6	70	9
Tom Yanik	69-71	243	9,516	39.2	58	1
Mike Patrick	75-78	222	8,481	38.2	47	0
Terry Swanson	67-68	127	5,081	40.0	62	2
Bruce Barnes	73-74	100	3,738	37.4	53	0
Eddie Hare	79	83	3,038	36.6	58	0
Pat Studstill	72	75	2,859	38.1	57	1
MIKE HUBACH	80	63	2,392	38.0	69	0
Tom Greene	60	61	2,253	36.9	66	1
Jim Fraser	66	55	2,044	37.2	68	2

TOP 10 RECEIVERS

Name	Years	No	Yds	Avg	LG	TD
Gino Cappelletti	60-70	292	4589	15.7	63t	42
Jim Colclough	60-68	283	5001	17.7	78t	39
Art Graham	63-68	199	3107	15.6	80t	20
Sam Cunningham	73-79	198	1813	9.6	41	6
RUSS FRANCIS	75-80	196	2996	15.3	53	28
Larry Garron	60-68	185	2502	13.5	92	26
Randy Vataha	71-76	178	3055	17.2	88t	23
Jim Whalen	65-69	153	2487	16.3	87t	17
STANLEY MORGAN	77-80	144	3256	22.6	75t	26
Jim Nance	65-71	129	844	6.5	45	1

TOP 10 SCORERS

NAME	TDS	R	P	RET	FG	K	TP
Gino Cappelletti (1960-70)	42	0	42	0	176	342	1130
JOHN SMITH (1974-80)	0	0	0	0	105	253	568
Jim Nance (1965-71)	46	45	1	0	0	0	276
Sam Cunningham (1973-79)	45	39	6	0	0	0	270
Larry Garron (1960-68)	42	14	26	2	0	0	252
Jim Colclough (1960-68)	39	0	39	0	0	0	238
RUSS FRANCIS (1975-80)	28	0	28	0	0	0	168
STANLEY MORGAN (1977-80)	27	0	26	1	0	0	162
STEVE GROGAN (1975-80)	25	24	0	1	0	0	150
Randy Vataha (1971-76)	24	0	23	1	0	0	144

POINTS BY KICKING

Name	Year	FGM	FGA	PAT Made	PAT Att.	Total Points
John Smith	1980	26	34	51	51	129
John Smith	1979	23	33	46	49	115
Gino Cappelletti	1964	25	39	36	36	111
Gino Cappelletti	1963	22	38	35	36	101
Gino Cappelletti	1961	17	32	48	50	99
Gino Cappelletti	1962	20	37	38	40	98
John Smith	1974	16	22	42	43	90
John Smith	1976	15	25	42	46	87
Gino Cappelletti	1966	16	32	35	36	83
Gino Cappelletti	1965	17	27	27	27	78
John Smith	1977	15	21	33	33	78
Gino Cappelletti	1967	16	31	29	30	77
Gino Cappelletti	1968	15	27	26	26	71
Gino Cappelletti	1969	14	34	26	27	68
Charlie Gogolak	1971	12	21	28	28	64
Jeff White	1973	14	25	21	25	63
David Posey	1978	11	22	29	31	62
John Smith	1975	9	17	33	33	60
Gino Cappelletti	1960	8	21	30	32	54
Gino Cappelletti	1970	6	15	12	13	30
Charlie Gogolak	1972	6	8	9	9	27
Mike Walker	1972	2	8	15	15	21
Charlie Gogolak	1970	2	7	5	5	11
John Smith	1978	1	1	6	7	9
Bill Bell	1973	1	4	4	5	7
Nick Lowery	1978	0	1	7	7	7
Justin Canale	1967	0	0	1	1	1
Steve Zabel	1976	0	0	1	1	1
Jim Crawford	1963	0	0	0	1	0
Walt Cudzik	1960	0	1	0	0	0
Jerrel Wilson	1978	0	0	0	1	0
Team		0	0	0	4	0
Team Totals—12 Kickers		329	583	715	747	1702

ALL TIME FIELD-GOAL KICKERS

Kicker	FGM	FGA	Pct.	
Gino Cappelletti	176	333	.529	
John Smith	105	153	.686	
Charlie Gogolak	20	36	.556	
Jeff White	14	25	.560	
David Posey	11	22	.500	
Mike Walker	2	8	.250	
Bill Bell	1	4	.250	
Walt Cudzik	0	1	.000	
Nick Lowery	0	1	.000	
Team Totals — (10 kickers)		329	583	.564

AFC vs NFC 1970-80 Regular Season

	AFC	NFC	Tie
1970	12	27	1
1971	15	23	2
1972	20	23	1
1973	19	19	2
1974	23	17	0
1975	23	17	0
1976	16	12	0
1977	19	9	0
1978	31	21	0
1979	36	16	0
1980	33	19	0
Total	247	199	6

OUTSTANDING PERFORMANCES

SEASON 1,000 YARDS RUSHING

Yards	Name	Year
1,458	Jim Nance	1966
1,216	Jim Nance	1967
1,015	Sam Cunningham	1977

1,000 YARDS RECEIVING

Yards	Name	Year
1,013	Harold Jackson	1979
1,002	Stanley Morgan	1979

3,000 YARDS PASSING

Yards	Name	Year
3,465	Babe Parilli	1964
3,286	Steve Grogan	1979

SINGLE GAME 100 YARDS RUSHING 1960-1979

Yds.	Att.	Name	Game
208	38	Jim Nance	10-30-66 vs Oakland
185	34	Jim Nance	9-24-67 vs Buffalo
177	25	Don Calhoun	11-28-76 vs Denver
177	22	Don Calhoun	12-5-76 vs New Orleans
164	24	Jim Nance	12-17-67 vs Miami
146	17	Jim Nance	12-11-66 vs Houston
143	17	Don Calhoun	9-10-78 vs St. Louis
141	25	Sam Cunningham	10-7-76 vs Buffalo
141	24	Don Calhoun	11-14-76 vs Baltimore
141	25	Sam Cunningham	10-16-77 vs San Diego
140	13	Larry Garron	10-26-62 vs Oakland
133	23	Jim Nance	11-27-66 vs Miami
129	22	Sam Cunningham	10-27-74 vs Minnesota
128	16	Horace Ivory	11-5-78 vs Buffalo
127	16	Ron Burton	10-23-60 vs Denver
127	21	Carl Garrett	11-28-71 vs Buffalo
127	14	Andy Johnson	12-12-76 vs Tampa
127	29	Jim Nance	10-8-67 vs San Diego
126	24	Jim Nance	9-18-66 vs Denver
125	24	Jim Nance	11-16-69 vs Cincinnati
125	11	Sam Cunningham	10-20-74 vs Buffalo
124	18	Andy Johnson	10-19-75 vs Baltimore
121	12	J.D. Garrett	10-4-64 vs Denver
119	13	Mack Herron	10-12-75 vs Cincinnati
118	17	Ron Burton	9-16-62 vs Houston
118	22	Sam Cunningham	10-24-76 vs Buffalo
116	10	Larry Garron	10-22-61 vs Buffalo
116	12	Horace Ivory	11-18-79 vs Baltimore
113	20	Jim Nance	10-15-67 vs Miami
113	21	Sam Cunningham	11-17-74 vs N.Y. Jets
113	16	Don Calhoun	12-21-80 at New Orleans
113	15	Horace Ivory	10-22-78 vs Miami
111	19	Jim Nance	12-8-68 vs Miami
111	15	Carl Garrett	10-10-71 vs N.Y. Jets
109	24	Jim Nance	12-4-66 vs Buffalo
109	18	Jim Nance	11-26-67 vs Houston
109	17	Jim Nance	11-9-69 vs Miami
109	22	Don Calhoun	11-21-76 vs N.Y. Jets
109	27	Andy Johnson	9-18-78 vs Baltimore
108	25	Jim Nance	10-23-66 vs San Diego
108	26	Jim Nance	11-5-67 vs Houston
108	23	Josh Ashton	10-1-72 vs Washington
107	17	Larry Garron	12-8-63 vs Houston
107	22	Jim Nance	11-20-66 vs Kansas City
106	21	Sam Cunningham	9-19-76 vs Miami
106	19	Don Calhoun	11-23-80 vs Baltimore
105	11	Dick Christy	11-11-60 vs N.Y. Titans
105	23	Sam Cunningham	9-18-77 vs Kansas City
104	22	Jim Nance	11-13-66 vs Houston
103	21	Andy Johnson	10-26-75 vs San Francisco
103	15	Don Calhoun	12-7-75 vs N.Y. Jets
103	7	Steve Grogan	10-18-76 vs N.Y. Jets
101	21	Sam Cunningham	10-3-76 vs Oakland
101	31	Sam Cunningham	10-9-76 vs Seattle
100	19	Sam Cunningham	11-23-75 vs Buffalo
100	17	Vagas Ferguson	11-23-80 vs Baltimore

100 YARDS RECEIVING

Yds.	Rec.	Name	Games
170	5	Stanley Morgan	11-26-79 vs Colts
167	8	Art Graham	11-6-64 vs Oilers
158	3	Ron Sellers	12-14-69 vs Oilers
158	5	Stanley Morgan	11-4-79 vs Bills
156	6	Art Graham	9-8-63 vs Jets
151	5	Stanley Morgan	10-28-79 vs Colts
149	6	Randy Vataha	12-7-75 vs Jets
149	10	Tony Romeo	11-17-63 vs Chiefs
147	5	Harold Jackson	12-16-79 vs Vikings
147	7	Gino Cappelletti	10-31-64 vs Jets
146	5	Gino Cappelletti	12-18-65 vs Broncos
142	4	Jim Colclough	10-5-62 vs N.Y. Titans
142	4	Stanley Morgan	11-30-80 at 49ers
140	4	Aaron Marsh	9-22-68 vs Jets
139	6	Russ Francis	9-26-76 vs Steelers
137	9	Jim Colclough	12-14-63 vs Chiefs
134	6	Jim Colclough	12-20-64 vs Bills
134	6	Jim Whalen	10-15-67 vs Dolphins
134	11	Art Graham	11-20-66 vs Chiefs
131	6	Gino Cappelletti	10-13-61 vs Oilers
129	6	Stanley Morgan	12-9-79 vs Jets
129	7	Randy Vataha	12-5-71 vs Dolphins
127	6	Harold Jackson	10-19-80 at Colts
127	3	Jim Colclough	11-30-62 vs N.Y. Titans
126	5	Russ Francis	9-24-78 vs Raiders
125	3	Stanley Morgan	9-18-78 vs Colts
125	7	Russ Francis	11-23-75 vs Bills
124	4	Ron Sellers	11-2-69 vs Oilers
124	5	Dick Christy	10-16-60 vs Raiders
124	5	Stanley Morgan	11-29-79 vs Dolphins
124	7	Harold Jackson	9-3-78 vs Redskins
123	5	Joe Johnson	11-25-60 vs Oilers
123	5	Jim Colclough	11-11-62 vs Broncos
123	7	Jim Colclough	9-16-61 vs Broncos
122	4	Jim Whalen	12-27-67 vs Dolphins
121	3	Harold Jackson	9-9-79 vs Jets
121	4	Tony Romeo	9-21-62 vs Broncos
121	8	Darryl Stingley	10-30-77 vs Jets
118	3	Gino Cappelletti	11-13-66 vs Oilers
118	5	Harold Jackson	10-29-78 vs Jets
116	4	Darryl Stingley	10-23-77 vs Colts
116	9	Art Graham	9-9-67 vs Chargers
114	4	Jim Colclough	11-17-65 vs Bills
113	2	Jim Whalen	10-27-68 vs Jets
113	6	Larry Garron	12-11-66 vs Oilers
112	3	Jim Colclough	12-17-67 vs Dolphins
111	8	Gino Cappelletti	12-18-66 vs Jets
110	6	Jim Colclough	10-18-63 vs Broncos
109	3	Jim Whalen	10-24-65 vs Raiders
108	5	Ron Sellers	10-4-70 vs Colts
108	5	Reggie Rucker	11-18-73 vs Packers
108	6	Billy Lott	10-22-61 vs Bills
108	2	Stanley Morgan	9-21-80 at Seahawks
107	7	Randy Vataha	10-24-71 vs Cowboys
106	2	Larry Garron	10-23-66 vs Chargers
106	4	Harold Jackson	10-1-78 vs Chargers
105	5	Harold Jackson	11-29-79 vs Dolphins
104	3	Stanley Morgan	10-8-78 vs Eagles
104	3	Art Graham	11-29-64 vs Oilers
103	6	Andy Johnson	12-21-75 vs Colts
103	7	Gino Cappelletti	11-3-62 vs Bills
103	7	Reggie Rucker	11-19-72 vs Bills
102	3	Ron Sellers	12-7-69 vs Chargers
102	3	Stanley Morgan	9-9-79 vs Jets
102	3	Stanley Morgan	9-7-80 vs Browns
102	5	Ron Sellers	10-25-70 vs Colts
101	5	Ron Sellers	11-23-69 vs Colts
101	6	Gino Cappelletti	9-20-64 vs Chargers
100	3	Don Calhoun	12-14-75 vs Bills
100	4	Randy Vataha	12-19-71 vs Colts
100	6	Bob Adams	12-9-73 vs Bills

DID YOU KNOW????

The Patriots' contingent of seven players — DE Julius Adams, FS Tim Fox, OG John Hannah, CB Mike Haynes, WR Stanley Morgan, LB Steve Nelson and PK John Smith — was the largest in team history for a post-season all-star game since the 1967 AFL All-Star Game.

300 YARDS PASSING

Yds.	A.	C.	Name	Game
405	47	25	Babe Parilli	10-16-64 vs Oak.
379	38	21	Babe Parilli	12-17-66 vs NY Jets
374	39	25	Steve Grogan	11-10-80 at Houston
365	46	25	Steve Grogan	11-23-75 vs Buff.
354	45	25	Babe Parilli	11-17-63 vs K. C.
350	35	19	Steve Grogan	11-4-79 vs Buff.
350	39	21	Steve Grogan	11-29-79 vs Miami
348	32	18	Jim Plunkett	11-18-73 vs G. B.
333	36	20	Babe Parilli	11-29-64 vs Hous.
331	31	21	Babe Parilli	10-18-63 vs Den.
317	36	15	Steve Grogan	10-28-79 vs Balt.
315	18	13	Steve Grogan	9-9-79 vs NY Jets
304	38	18	Tom Yewcic	10-5-63 vs NY Jets

Accomplished 13 times: Grogan 6 times, Parilli 5 times, Plunkett and Yewcic once each.

PATRIOTS LONGEST PLAYS

RUSHING

	PLAYER	YDS	OPPONENT	DATE
1.	Larry Garron	85	Buffalo	Oct. 22, 1961
2.	Carl Garrett	80	Miami	Nov. 9, 1969
3.	Ron Burton	77	at Denver	Oct. 23, 1960
4.	Sam Cunningham	75	at Buffalo	Oct. 22, 1974
5.	Don Calhoun	74	at St. Louis	Sept. 10, 1978
6.	Claude King	71	Denver	Sept. 21, 1962
7.	Andy Johnson	69	at Tampa Bay	Dec. 12, 1976
8.	Larry Garron	67	at Buffalo	Sept. 23, 1961
9.	Andy Johnson	66	Baltimore	Oct. 19, 1975
10.	Jim Nance	65	Buffalo	Dec. 4, 1966

PASS PLAYS

	PLAYERS	YDS	OPPONENT	DATE
1.	Jim Plunkett to Randy Vataha	88	at Baltimore	Dec. 19, 1971
2.	Tom Sherman to Jim Whalen	87	NY Jets	Oct. 27, 1968
3.	Babe Parilli to Art Graham	80	at Houston	Nov. 29, 1964
4.	Jim Plunkett to Carl Garrett	80	Houston	Nov. 14, 1971
5.	Babe Parilli to Art Graham	79	at Denver	Sept. 3, 1967
6.	Butch Songin to Billy Wells	78	L.A. Chargers	Oct. 8, 1960
7.	Tom Yewcic to Jim Colclough	78	NY Titans	Nov. 30, 1962
8.	Babe Parilli to Art Graham	77	Houston	Nov. 1, 1963
9.	Mike Taliaferro to Ron Sellers	77	at Houston	Dec. 14, 1969
10.	Jim Plunkett to Steve Burks	76	Dallas	Nov. 16, 1975

KICKOFF RETURNS

	PLAYERS	YDS	OPPONENT	DATE
1.	Ray Clayborn	101t	at Baltimore	Dec. 18, 1977
2.	Ray Clayborn	100t	at NY Jets	Oct. 2, 1977
3.	Allan Carter	99t	at Baltimore	Dec. 21, 1975
4.	Horace Ivory	98t	at Baltimore	Oct. 19, 1980
5.	Larry Garron	95t	at Buffalo	Nov. 3, 1962
6.	Ray Clayborn	93t	Buffalo	Nov. 6, 1977
7.	Mack Herron	92t	San Diego	Dec. 2, 1973
8.	Ron Burton	91t	at Dallas	Nov. 3, 1961
9.	Larry Garron	89t	Houston	Oct. 13, 1961
10.	Ray Clayborn	78	at Atlanta	Dec. 4, 1977

PUNT RETURNS

	PLAYER	YDS	OPPONENT	DATE
1.	Mike Haynes	89t	Buffalo	Nov. 7, 1976
2.	Stanley Morgan...	80t	Baltimore	Nov. 18, 1979
3.	Roland James	75t	NY Jets	Nov. 2, 1980
4.	Mack Herron	66	Baltimore	Oct. 6, 1974
5.	Mike Haynes	62t	Denver	Nov. 28, 1976
6.	Ron Burton	62	at Houston	Nov. 12, 1961
7.	Carl Garrett	62	NY Jets	Sept. 27, 1970
8.	Mack Herron	54	Baltimore	Oct. 7, 1973
9.	Stanley Morgan...	53	at Buffalo	Nov. 20, 1977
10.	Billy Johnson.....	52	Houston	Nov. 15, 1967

INTERCEPTION RETURNS

	PLAYER	YDS	OPPONENT	DATE
1.	Bob Suci	98t	Houston	Nov. 1, 1963
2.	Ron Hall	87	at Denver	Sept. 18, 1966
3.	Jim Hunt	78t	Houston	Nov. 1, 1963
4.	Art McMahon.....	72	at Kan. City	Oct. 11, 1970
5.	Sam Hunt	68t	at Tampa Bay	Dec. 12, 1976
6.	Prentice McCray..	63t	at NY Jets	Nov. 21, 1976
7.	John Outlaw.....	60t	Miami	Nov. 5, 1971
8.	Don Webb.....	59	at Denver	Dec. 3, 1961
9.	Ron Bolton	56	Philadelphia	Nov. 4, 1973
10.	Homer Jackson...	55	New Orleans	Dec. 10, 1972
11.	Kevin Reilly	54	Buffalo	Dec. 7, 1975
12.	J. Cunningham ...	54t	Miami	Oct. 15, 1967
13.	Prentice McCray..	53	Oakland	Oct. 29, 1978
14.	Larry Carwell	53t	at Baltimore	Dec. 19, 1963
15.	Bob Suci	52t	at Houston	Dec. 8, 1963
16.	Chuck Sonta	52	Denver	Sept. 9, 1960
17.	Mike Haynes	50	NY Jets	Oct. 29, 1978
18.	Ron Hall	50	NY Jets	Sept. 27, 1964

PUNTS

	PLAYER	YDS	OPPONENT	DATE
1.	Bob Scarpito	87	at Oakland	Oct. 6, 1968
2.	Tom Yewcic	70	at NY Jets	Nov. 28, 1965
3.	Mike Hubach	69	Miami	Oct. 12, 1980
4.	Jim Fraser	68	at Denver	Sept. 18, 1966
5.	Tom Greene.....	66	at Oakland	Oct. 16, 1960
6.	Tom Yewcic	65	at Denver	Sept. 23, 1963
7.	Mike Hubach	64	Atlanta	Sept. 14, 1980
8.	Mike Patrick	64	Baltimore	Dec. 18, 1977
9.	Tom Yewcic	64	San Diego	Oct. 7, 1961
10.	Mike Hubach	36	Los Angeles	Nov. 16, 1980
11.	Tom Yewcic	63	at Denver	Oct. 4, 1964
12.	Mike Patrick	62	Houston	Sept. 21, 1975
13.	Terry Swanson ...	62	Buffalo	Dec. 9, 1967
14.	Jim Fraser	61	NY Jets	Oct. 2, 1966

FIELD GOALS

	PLAYER	YDS	OPPONENT	DATE
1.	Gino Cappelletti ..	53	at NY Jets	Nov. 28, 1965
2.	Gino Cappelletti ..	51	Denver	Nov. 20, 1964
3.	Charlie Gogalak ..	51	at Miami	Oct. 17, 1971
4.	Gino Cappelletti ..	49	at Miami	Nov. 27, 1966
5.	John Smith	49	Denver	Nov. 28, 1976
6.	Gino Cappelletti ..	48	at Oakland	Sept. 13, 1964
7.	Gino Cappelletti ..	48	San Diego	Oct. 9, 1964
8.	Jeff White	48	at Houston	Nov. 25, 1973

HISTORICAL HIGHLIGHTS

Nov. 16, 1959 — American Football League's eighth franchise awarded to William H. Sullivan, Jr.

Nov. 22, 1959 — Selected Northwestern running back Ron Burton as first draft choice and Syracuse running back Gerhardt Schwedes as first territorial choice.

Dec. 20, 1959 — Clemson quarterback Harvey White first player signed.

Feb. 8, 1960 — Lou Saban signed as team's first head coach.

Feb. 20, 1960 — Public contest produced team name of Patriots. Red, white, and blue selected as team colors.

April 1, 1960 — Boston University Field Patriots' first home field.

April 2, 1960 — First professional sports team in history to issue public stock.

April 19, 1960 — Uniformed Patriot centering a football (creative work of Boston-Worcester cartoonist Phil Bissell) adopted as team insignia.

July 4, 1960 — Open first pre-season training camp at UMass, 350 players attend.

July 30, 1960 — In first pre-season game in AFL history Patriots defeated Bills 28-7 at Buffalo (War Memorial Stadium). DE Bob Dee recovered fumble for the league's first touchdown.

Aug. 14, 1960 — First professional sports event ever staged in Harvard Stadium found Patriots losing 24-14 decision to Dallas Texans (to become Kansas City Chiefs) before 11,000 fans.

Sept. 9, 1960 — A crowd of 21,597 was on hand at BU Field to welcome pro football back to Boston after 11-year absence. Patriots lost first regular season game 13-10 to Denver.

Sept. 16, 1960 — Defensive back Chuck Shonta recovered a fumble on the final play of the game and ran for a touchdown to bring a 28-24 win over New York Titans (to become New York Jets) at Polo Grounds, N.Y. for Patriots first regular season victory.

Oct. 11, 1963 — First game in Fenway Park, beat Oakland 20-14.

Dec. 28, 1963 — Won Eastern Division (AFL) title in 26-8 victory over Buffalo in league's only playoff game ever held.

Jan. 5, 1964 — Lost AFL title in 51-10 game with San Diego Chargers.

Feb. 18, 1967 — Team's corporate title changed to Boston Patriots Football Club, Inc. from American League Professional Football Team of Boston, Inc.

April 4, 1970 — Foxboro selected as site for Patriots' new home. (Special town meeting gave okay on 4-13-70).

March 22, 1971 — Team renamed New England Patriots.

Aug. 15, 1971 — Schaefer Stadium dedication game (Gino Cappelletti's 36-yard field goal first points scored in 20-14 win over New York Giants before 60,423 fans).

Feb. 17, 1972 — Made financial history by paying first cash dividend of 15 cents per share.

Jan. 26, 1973 — Chuck Fairbanks named head coach and general manager.

Nov. 7, 1975 — President William H. Sullivan, Jr., became first majority owner in team's history when he purchased additional voting stock to give him 88 per cent of the franchise's voting stock.

April 5, 1976 — Major trade sent quarterback Jim Plunkett to San Francisco for four draft choices (two firsts in 1976, first and second in 1977) and quarterback Tom Owen.

July 10, 1976 — Open training camp at new site, Bryant College in Smithfield, R.I. Team had been at UMass from 1969 thru 1975.

Dec. 5, 1976 — Patriots beat New Orleans 27-6 to qualify for a place in the playoffs — first time under current AFC-NFC system, first playoff opportunity since 1963.

Dec. 8, 1976 — Non-voting stockholders approve offer of \$15 per share made by Bill Sullivan to purchase all outstanding non-voting stock.

Dec. 18, 1976 — Lost playoff game to Oakland, 24-21, in last 10 seconds.

Jan. 31, 1977 — Filed articles of merger to reorganize the corporation under the New Patriots, Inc. headed by Bill Sullivan, and then revert to New England Patriots Football Club, Inc.

June 6, 1977 — Patriots vice-president Charles W. Sullivan named chairman of the NFL Management Council.

Aug. 20, 1977 — Work completed on installation of new surface (Super Turf) in Schaefer Stadium.

Nov. 6, 1977 — Tommy Neville plays his 154th game for the Patriots (vs. Buffalo at Schaefer) to set a new all-time service mark.

May 17, 1978 — Paul Sonnabend resigns as Patriots Vice President to assume new role as Executive Director of NFL Management Council.

Sept. 3, 1978 — Mrs. William H. (Mary M.) Sullivan, Jr. elected to the Patriots Board of Directors.

Oct. 29, 1978 — Record setting victory over New York Jets, a 55-21 win at Schaefer Stadium, produces a dozen team and individual records and seven new stadium marks.

Dec. 10, 1978 — Patriots clinch their first outright divisional championship in the club's history with a last minute 26-24 victory over Buffalo at Schaefer Stadium.

Dec. 31, 1978 — Patriots lose 31-14 to Houston in first playoff game ever played at Schaefer Stadium.

April 2, 1979 — Patriots announce that Head Coach and General Manager Chuck Fairbanks has been released from his contract to assume duties as Head Football Coach at the University of Colorado.

April 6, 1979 — Francis "Bucko" Kilroy named as new General Manager and former Patriots offensive coordinator Ron "Fargo" Erhardt named as Head Coach.

July 13, 1979 — Patriots Vice President Charles W. "Chuck" Sullivan is promoted to Executive Vice President of the club.

July 23, 1979 — Former Patriots General Manager and Head Coach Mike Holovak is promoted from the position of Personnel Assistant to the position of Director of College Scouting. Bill McPeak is named Director of Pro Scouting.

Sept. 3, 1979 — Former Patriots wide receiver Darryl Stingley is named Executive Director of Player Personnel.

Sept. 9, 1979 — Patriots set four team and one individual record in 56-3 trouncing of the New York Jets at Schaefer Stadium.

Oct. 23, 1979 — Jeanne Sullivan McKeigue is elected as member of the club's Board of Directors.

Dec. 16, 1979 — Patriots close out 1979 regular season with 27-23 victory over Minnesota. Harold Jackson (1013) and Stanley Morgan (1002) become first Patriot players ever to transcend 1,000 yard season receiving mark.

Feb. 25, 1980 — Paul Sonnabend resigns as Executive Director of the NFL Management Council and is appointed as Vice President and a member of the Board of Directors of the Patriots.

April 8, 1980 — William H. "Billy" Sullivan, Jr., President of the Patriots, is re-elected as Chairman of the Board of NFL Properties.

May 2, 1980 — Patriots and WEEI News Radio 59 of Boston announced four year agreement for the latter to serve as flagship station of the newly formed Patriots' Radio Network. John Carlson is named play to play announcer while former Patriot's center Jon Morris is tabbed to handle the commentary.

Sept. 7, 1980 — Patriots' WR Harold Jackson records his 500th career reception on a ten yard TD pass from Steve Grogan in the Patriots opening day 34-17 win over Cleveland.

Feb. 9, 1981 — Former Patriot scout Dick Steinberg returns to the organization and is appointed Director of Player Development.

PLAYOFF HISTORY

GAME SUMMARIES

1963

AFL DIVISIONAL PLAYOFFS BOSTON PATRIOTS 26, BUFFALO 8

Buffalo (War Memorial Stadium), Dec. 28 — The game was the first playoff in the still infant American Football League's history, a match for the AFL's Eastern Division title. QB Babe Parilli and Gino Cappelletti figured in all of the Patriots points as Parilli hit Larry Garron for scoring strikes of 59 and 17 yards and Cappelletti hit for four FGs (28, 12, 33 and 36) while adding two PATs. RonBurton provided an inspirational boost for the Patriots as he heroically returned to play just a few weeks after disc surgery. Jack Rudolph led a Patriots defensive charge with 11 tackles while helping hold Buffalo's big back, Cookie Gilchrist to just 7 yards. Buffalo's only highlight of the day was a 93 yard scoring pass from Darryl Lamonica to Elbert Dubenion.

Patriots	10	6	0	10	26
Buffalo	0	0	8	0	8

	BP	BUF
BP — Cappelletti FG 28	11	3
BP — Garron 59 pass from Parilli Cappelletti kick)	36-83	12-7
BP — Cappelletti FG 12	300	301
BP — Cappelletti FG 33	383	308
BUF—Dubenion 93 pass from Lamonica (Tracey pass from Lamonica)	8	22
BP — Garron 17 pass from Parilli (Cappelletti kick)	34-14-1	45-19-4
BP — Cappelletti FG 36	7-32.3	8-35.1
	0-0	3-2
	7-65	9-100
	A — 33,044	

INDIVIDUAL LEADERS

- RUSHING:** Boston: Garron 19-44, Neumann 1-16, Burton 8-12, Crump 5-9.
Buffalo: Gilchrist 8-7, Bass 2-4, Kemp 2 for minus 4.
- PASSING:** Boston: Parilli 35-14-1, 300 yards, 2 TDs.
Buffalo: Lamonica 24-9-3, 168 yards, 1 TD, Kemp 21-10-1, 133 yards.
- RECEIVING:** Boston: Garron 4-120-2 TDs, Cappelletti 4-129, Burton 3-22.
Buffalo: Dubenion 3-115-1 TD, Ferguson 4-47, Bass 4-45,
Rutkowski 3-45.

1963

AFL CHAMPIONSHIP GAME

San Diego (Balboa Stadium), Jan. 5, 1964 — Charger Keith Lincoln and injuries to star FB Larry Garron (concussion), Houston Antwine (back) and Harry Crump (shoulder) spelled disaster for the Patriots as the 6½ point favorite Chargers coasted to a 51-10 victory. Lincoln rushed for an amazing 206 yards on the ground and added 123 more yards in receptions. The Chargers ran up a 31-10 lead at the half, and added 20 more unanswered points in the second half to capture the AFL title.

Patriots	7	3	0	0	10
San Diego	21	10	7	13	51

	B	SD
SD — Rote 2 run (Blair kick)	14	21
SD — Lincoln 67 run (Blair kick)	16-75	32-318
BP — Garron 7 run (Cappelletti kick)	186	292
SD — Lowe 58 run (Blair kick)	261	610
BP — Cappelletti FG 11	37-17-2	26-17-0
SD—Norton 14 pass from Rote (Blair kick)	7-47	2-44
SD—Alworth 48 pass from Rote (Blair kick)	1-0	1-1
SD — Lincoln 25 pass from Hadl (pass failed)	1-18	6-30
SD — Hadl 1 run (Blair kick)	A — 30,127	

INDIVIDUAL LEADERS

- RUSHING:** Boston: Crump 7-18, Garron 3-15, Lott 3-15, Yewcic 1-14.
San Diego: Lincoln 13-206, Lowe 12-94, Rote 4-15.
- PASSING:** Boston: Parilli 29-14-1, 189 yards, 0 TD. Yewcic 8-3-1, 39 yards, 0 TD.
San Diego: Rote 15-10-0, 173 yards, 2 TDs. Hadl 10-6-1, 112 yards, 1 TD.
- RECEIVING:** Boston: Cappelletti 2-72, Graham 2-68, Crump 2-28, Colcough 3-26.
San Diego: Alworth 4-77, MacKinnon, 2-52, Norton 2-44.

1976

AFC DIVISIONAL PLAYOFFS

Oakland (Oakland-Alameda County Coliseum), Dec. 18 — The surprising Patriots, having finished a complete turnaround with an 11-3 record (3-11 in 1975), travelled to Oakland to meet the Raiders in their first playoff competition since 1963. The Patriots jumped in front of the Raiders 7-0 on a 1 yard run by Andy Johnson, but fell behind at the half 10-7 when Fred Biletnikoff hauled in a 31 yard scoring pass from Ken Stabler with just 39 seconds left on the clock. Steve Grogan engineered scoring drives on the Patriots first two possessions of the third quarter, running the Patriots lead to 21-10 at the end of three quarters of play. Oakland responded with a score on its first possession of the fourth period, a one yard run off left tackle by Mark van Eeghan. With the score at 21-17 in the Patriots favor, John Smith attempted

a 50 yard FG with 4:12 remaining, but the kick was low and the Patriots hung on to a slim 21-17 lead. Ken Stabler rallied the Oakland squad, driving the Raiders from their own 32 after the Smith FG attempt, and hitting paydirt for the winning score with only 14 seconds to go. The drive was marred by a controversial roughing the passer call on Ray Hamilton. The Patriots had seemingly stopped the Raiders when a Stabler to Garrett pass on a 3rd and 18 from the Patriot 27 fell incomplete, but penalty flags were thrown and the Raiders had possession with a first and ten at the Patriot 13. Five plays later Stabler rolled around left end for the winning score and the Patriots dreams of a championship in their rags to riches season were over. The loss was the closest one in the playoffs for the Raiders on their way to their Super Bowl Championship. The Patriots were the only team to beat the Raiders (48-17 on 10-3-76) during the regular season as they registered a 13-1 record.

Patriots	7	0	14	0	21
Oakland	3	7	0	14	24

		P	O
NE — A. Johnson 1 run (Smith kick)	First Downs	23	20
O — Mann FG 40	Rushes-Yards	49-164	24-81
O — Biletnikoff 31 pass from Stabler (Mann kick)	Passing Yards	167	201
NE — Francis 26 pass from Grogan (Smith kick)	Total Yards	331	282
NE — J. Phillips 3 run (Smith kick)	Had QB Sacked	0-0	4-32
O — Van Eeghen 1 run (Mann kick)	Passes	24-12-2	32-19-0
O — Stabler 1 run (Mann kick)	Punts	3-44	5-37.8
	Fumbles/Lost	1-1	1-1
	Penalties/Yds.	10-83	11-93
	A — 54,037 paid, 53,045 actual		

INDIVIDUAL LEADERS

- RUSHING:** Patriots: Cunningham 20-68, Grogan 7-35, Johnson 14-32.
Oakland: Van Eeghen 11-39, C. Davis 7-29, Banaszak 4-8.
- PASSING:** Patriots: Grogan 23-12-1, 167 yards, 1 TD.
Oakland: Stabler 32-19-0, 233 yards, 1 TD.
- RECEIVING:** Patriots: Francis 4-96-1 TD, Stingley 2-36, Cunningham 2-14.
Oakland: Biletnikoff 9-137-1 TD, Casper 4-47, Branch 3-32.

1978

AFC DIVISIONAL PLAYOFFS

Foxboro (Schaefer Stadium), Dec. 31 — With the AFC East Division title tucked under their belts, the Patriots played host to the Houston Oilers in the first playoff game ever played at Schaefer Stadium. The Oilers earned the right to meet the Patriots after handing the Dolphins a 17-9 defeat at the Orange Bowl a week earlier. The Patriots had finished the season at 11-6, but were reeling from the controversy that started when Coach Chuck Fairbanks announced his resignation to accept the head coaching position at Colorado. The game found Fairbanks on the Patriots sidelines, however, but the last day of 1978 also proved the last day of the Patriots '78 season. Dan Pastorini completed 10 of 13 passes for 184 yards in the first half as the Oilers built a 21-0 lead at the intermission. Toni Fritsch added a 30 yard FG before the Patriots rallied with two TDs in the second half, one a 24 yard score on an option pass from RB Andy Johnson to WR Harold Jackson and the other on a 24 yard scoring strike from sub QB Tom Owen to TE Russ Francis. Owen had replaced starter Steve Grogan late in the first half. With the score Houston 24, Patriots 14, the Patriots began a late rally. Starting at their own 18, the Patriots started to move but Gregg Bingham picked off an Owen for Morgan pass and returned it to the Patriot 18, killing the drive a setting up an Earl Campbell 2 yard TD run that put the game out of reach. SS Doug Beaudoin had a big day on defense, making 8 tackles and adding 7 assists, while ILB Steve Nelson added 5 tackles and 5 assists.

Houston	0	21	3	7	31
Patriots	0	0	7	7	14

		H	NE
H — Burrough 71 pass from Pastorini (Fritsch kick)	First Downs	21	15
H — Barber 19 pass from Pastorini (Fritsch kick)	Rushes-Yards	54-174	20-83
H — Barber 13 pass from Pastorini (Fritsch kick)	Passing Yards	170	180
H — Fritsch FG 30	Total Yards	344	263
NE — Jackson 24 pass from Johnson (Smith kick)	Had QB Sacked	3-30	4-26
NE — Francis 24 pass from Owen (Smith kick)	Passes	15-12-1	35-16-3
H — Campbell 2 run (Fritsch kick)	Punts	5-34.8	4-43.3
	Fumbles/Lost	1-0	2-0
	Penalties/Yds.	2-25	8-92
	A—61,297 paid, 60,881 actual		

INDIVIDUAL LEADERS

- RUSHING:** Houston: Campbell 27-118-1 TD, Tim Wilson 14-26, Coleman 7-19.
Patriots: Cunningham 10-42, Grogan 1-16, Johnson 6-14.
- PASSING:** Houston: Pastorini 15-12-1, 200 yards, 3 TDs.
Patriots: Owen 22-12-1, 144 yards, 1 TD. Grogan 12-3-2, 28 yards.
- RECEIVING:** Houston: Barber 5-83-2 TDs, Burrough 3-91-1 TD, Caster 2-12.

SCHAEFER STADIUM

Schaefer Stadium was built at the cost of \$6.7 million and financed through the private sale of more than 400,000 shares of stock in Stadium Realty Trust. The official ground breaking ceremony took place on Sept. 23, 1970, and 326 days later (Aug. 15, 1971) the first game was played at the new Foxboro facility in which the Patriots posted a 20-14 victory over the New York Giants before 60,423 fans.

With space to park 16,000 automobiles surrounding the stadium, the site covers an area of 15 acres and is as long as it is wide, 700 feet. In the process of excavating the bowl shape for the stadium, 250,000 cubic yards of earth were removed from the 35-foot deep hole. The J. F. White Construction Co. then used 15,000 cubic yards of concrete and 660 tons of steel to erect the stadium.

In 1977 the original Poly-Turf playing surface was removed, an entirely new drainage system installed, the field crown raised four inches, and the entire field resurfaced with a new Super-Turf carpet. Lighting is provided by three towers with 324 mercury lamps (1500 watts per), 200 candle power per square foot on the playing field.

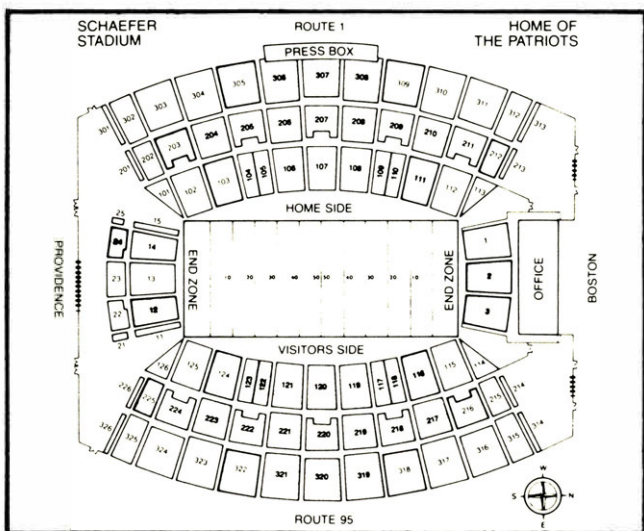
Schaefer's 61,297 seats are all constructed of aluminum. There are 5604 special box (chairs) seats, 48,710 seats on the sidelines, and 6983 end zone seats.

Through the 1980 season, 99 games have been played at Schaefer Stadium during the pre-season and regular season NFL schedule. A total of 5,386,618 (54,410 average per game) have watched the Patriots in action at Schaefer Stadium.

SCHAEFER STADIUM FANS

Year	Pre-Season	Regular	Total
1971	162,325	411,109	573,434
1972	150,046	426,993	577,039
1973	143,492	410,443	553,935
1974	73,950	420,903	494,853
1975	120,446	411,490	531,936
1976	92,838	378,994	471,832
1977	126,178	415,959	542,137
1978*	81,739	478,978	560,717
1979*	91,473	478,987	570,460
1980*	45,207	465,068	510,275
TOTALS	1,087,694	4,298,924	5,386,618

*Schedule format was changed to 2 pre-season games and 8 regular season games instead of the 3-7 format.



PATRIOTS' RADIO NETWORK



JOHN CARLSON

JON MORRIS

Veteran announcer John Carlson and former Patriot center Jon Morris will begin their second season in 1981 as the broadcast team on the Patriots' Radio Network. Carlson, Sports Director at WEEI Sports Radio 59 in Boston, handles the play by play while Morris adds the color commentary and analysis.

Carlson has been sports director at WEEI since 1975, having joined the station in 1974. During his broadcast career, he has handled the play by play assignments for a number of teams including the Boston Celtics, Boston University football and hockey and numerous other schoolboy and collegiate games.

Morris was the Patriots' fourth round draft choice in 1964 after a standout career at Holy Cross. The Patriots' Rookie of the Year in 1974, he played in 131 games as a Patriot from 1964-1974 before being traded to Detroit in 1975. He was named MVP of the Lions in 1977 and played his final year in the NFL with the Chicago Bears the following year (1975). Morris began his broadcast career as color commentator on the Patriots' radio broadcasts in 1979.

The Patriots' Radio Network is headed by flagship station WEEI Sports Radio 59 in Boston and is comprised of 42 stations. Formed when WEEI signed a four year pact with the Patriots in July, 1980, the network broadcasts each Patriot preseason and regular season game. WEEI held the original radio broadcast right to the Patriots' games for the first six years of the club's history.

As of June 22, 1981, the network includes the following affiliates:

MASSACHUSETTS (10)

WEEI Boston
WCAV-FM Brockton
WCIB-FM Falmouth
WFGL Fitchburg
WHA1 Greenfield
WMRC Milford
WUPE-FM Pittsfield
WHYN Springfield
WARE Ware
WORC Worcester

RHODE ISLAND (2)

WEAN Providence
WWON Woonsocket

CONNECTICUT (5)

WPOP Hartford
WNLC New London
WINY Putnam
WWCO Waterbury
WILI Williamantic

VERMONT (4)

WSNO Barre
W TSA Brattleboro
WFAD Middlebury
WIK E Newport

NEW HAMPSHIRE (10)

WBRL Berlin
WKXL Concord
WMVW-FM Conway
WEMJ Laconia
WL TN Littleton
WKBR Manchester
WOTW-FM Nashua
WCNL Newport
WBBX Portsmouth
WWNH Rochester

MAINE (10)

WFAU Augusta
WGUY Bangor
WBME Belfast
WIDE Biddeford
WALZ-FM Machias
WSJR Madawaska
WMKR Millinocket
WYNZ Portland
WRKD Rockland
WTVL Waterville

FLORIDA (1)

WIOD Miami

LOCAL MEDIA CONTACTS

NEWSPAPERS

- ASSOCIATED PRESS, 184 High Street, Boston, 02110.
Dave O'Hara and Howard Ulman (357-8100)
- BOSTON GLOBE, 135 Morrissey Blvd., Boston, 02125.
Will McDonough, Ernie Roberts, Mike Madden (929-3235)
- BOSTON HERALD-AMERICAN, 300 Harrison Avenue, Boston, 02106.
Kevin Mannix and Joe Fitzgerald (426-3000)
- BROCKTON ENTERPRISE, 60 Main Street, Brockton, 02408.
Pete Farley (586-6200).
- CHRISTIAN SCIENCE MONITOR, One Norway Street, Boston, 02215.
Ross Atkins (262-2300).
- LAWRENCE TRIBUNE, 100 Turnpike Dr., N. Andover, 01845.
Mike Gallant (685-1000)
- LOWELL SUN, 15 Kearney Square, Lowell, 01852.
Jack Costello (455-5671)
- LYNN ITEM, 38 Exchange Street, Lynn, 01903.
Red Hoffman (593-7700)
- MIDDLESEX NEWS, 33 New York Ave., Framingham, 01701.
Curt Garfield (872-4321)
- NEW BEDFORD TIMES, 555 Pleasant St., New Bedford, 02742.
Don Harrington (997-7411)
- PATRIOT LEDGER, 13 Temple Street, Quincy, 02169.
Ron Hobson (786-7063)
- PAWTUCKET TIMES, 23 Exchange St., Pawtucket, R.I., 02862.
Julie Dalton (401-722-4000)
- PROVIDENCE JOURNAL, 75 Fountain Street, Providence, R.I., 02902.
Jim Donaldson and Bill Parillo (401-277-7340)
- SALEM NEWS, 155 Washington Street, Salem, 01970.
Bill Kipouras and Carl Sygiel (744-0600)
- SPRINGFIELD UNION-NEWS, 1860 Main Street, Springfield, 01101.
Carlo Imelio and Jim Reagan (413-787-5153)
- SUN CHRONICLE, 34 S. Main St., Attleboro, 02703.
Peter Gobis and Mark Farinella (222-7000)
- WORCESTER TELEGRAM-GAZETTE, 20 Franklin Street, Worcester, 01613.
Dick Cerasuolo and Gary Santinello (755-4321)
- UNITED PRESS, 20 Ashburton Place, Boston, 02108.
Peter May (227-4000)

RADIO/TELEVISION

- WBZ-TV (4), 1150 Soldiers Field Road, Boston, 02134.
Roger Twibell and Bob Lobell (787-7022)
- WBZ RADIO (1030), 1150 Soldiers Field Road, Boston, 02134.
Gil Santos (787-7249)
- WCVB-TV (5), 5 TV Place, Needham, 02192.
Don Gillis and Brian Leary (449-0400)

WEEI RADIO (590), 4450 Prudential Tower, Boston, 02199.

John Carlson, Upton Bell and Dave Shea (262-5900)
WHDH RADIO (850), 441 Stuart St., Boston, 02116.

Tom Larsen (247-0788)

WJAR-TV (10), 111 Dorrance Street, Providence, R.I., 02903.

Chris Clark and Joe Zone (401-751-5700)

WITS RADIO (1510), 74 Lansdowne Street, Boston, 02215.

Tom Shaer (267-1510)

WLNE-TV (6), 10 Orms Street, Providence, R.I., 02904.

Joe Becker and Jerry Greene (751-6666)

WNAC-TV (7), RKO General Building, Government Center, Boston, 02114.

Bill O'Connell, John Dennis, Roy Reiss (725-2820)

WPRI-TV (12), 25 Catamore Blvd., East Providence, R.I., 02914.

Mike Gorman (401-438-7200)

WRKO RADIO (680), RKO General Building, Government Center, Boston, 02114.

Glen Ordway (725-2700)

PATRIOTS IN PRO BOWL GAMES

1961—LB Tom Addison (1), DB Fred Bruney (1), DB Gino Cappelletti (1), DB Bob Dee (1), HB Larry Garron (1), OT Jim Hunt (1), G Charlie Leo (1). 1962—LB Tom Addison (2), DB Fred Bruney (2), DE Larry Eisenhauer (1), WR Jim Colclough (1), DB Dick Felt (1), OT Charlie Long (1). 1963—LB Tom Addison (3), DT Houston Antwine (1), LB Nick Buoniconti (1), WR Gino Cappelletti (2), DE Bob Dee (2), DE Larry Eisenhauer (2), FB Larry Garron (2), DB Ron Hall (1), G Charlie Long (2), G Billy Neighbors (1), QB Babe Parilli (1). 1964—LB Tom Addison (4), DT Houston Antwine (2), LB Nick Buoniconti (2), WR/K Gino Cappelletti (3), DE Bob Dee (3), DE Larry Eisenhauer (3), RB Larry Garron (3), C Jon Morris (1), QB Babe Parilli (2). 1965—DT Houston Antwine (3), LB Nick Buoniconti (3), DE Bob Dee (4), C Jon Morris (2). 1966—DT Houston Antwine (4), LB Nick Buoniconti (4), WR/K Gino Cappelletti (4), DE Larry Eisenhauer (4), DT Jim Hunt (2), C Jon Morris (3), RB Jim Nance (1), OT Tom Neville (1), QB Babe Parilli (3), DB Chuck Shonta (1), G Len St. Jean (1). 1967—DT Houston Antwine (5), LB Nick Buoniconti (5), RB Larry Garron (4), DT Jim Hunt (3), C Jon Morris (4), RB Jim Nance (2), OT Don Oakes (1). 1968—OT Houston Antwine (6), WR/K Gino Cappelletti (5), CB Leroy Mitchell (1), C Jon Morris (5), OT Tom Neville (2). 1969—RB Carl Garrett (1), DT Jim Hunt (4), C Jon Morris (6), WR Ron Sellers (1), QB Mike Taliaferro (1), S Don Webb (1). 1970—C Jon Morris (1). 1971-75 None. 1976—TE Russ Francis (1), OT Leon Gray (1), OG John Hannah (1), CB/PR Mike Haynes (1). 1977—TE Russ Francis (2), CB/PR Mike Haynes (2). 1978—RB Sam Cunningham (1), TE Russ Francis (3), OT Leon Gray (1), OG John Hannah (2). 1979—OG John Hannah (3), CB/PR Mike Haynes (4), WR/PR Stanley Morgan (1). 1980—DE Julius Adams (1), FS Tim Fox (1), OG John Hannah (4), CB Mike Haynes (5), WR/PR Stanley Morgan (2), LB Steve Nelson (1), PK John Smith (1).

1981 NATIONAL FOOTBALL LEAGUE SCHEDULE

(All times local)

CBS—NBC-TV DOUBLEHEADER GAMES TO BE DETERMINED

SATURDAY, SEPTEMBER 5 (First Weekend)

Minnesota at Tampa Bay 8:00

SUNDAY, SEPTEMBER 6

Baltimore at New England 1:00
 Dallas at Washington 1:00
 Green Bay at Chicago 1:00
 Houston at Los Angeles 1:00
 Kansas City at Pittsburgh 1:00
 Miami at St. Louis 12:00
 New Orleans at Atlanta 1:00
 New York Jets at Buffalo 4:00
 Oakland at Denver 2:00
 Philadelphia at New York Giants 1:00
 San Francisco at Detroit 1:00
 Seattle at Cincinnati 1:00

NBC-TV Doubleheader Week

MONDAY, SEPTEMBER 7

San Diego at Cleveland 9:00

THURSDAY, SEPTEMBER 10 (Second Weekend)

Pittsburgh at Miami 8:30

SUNDAY, SEPTEMBER 13

Atlanta at Green Bay 12:00
 Buffalo at Baltimore 2:00
 Chicago at San Francisco 1:00
 Cincinnati at New York Jets 4:00
 Denver at Seattle 1:00
 Detroit at San Diego 1:00
 Houston at Cleveland 1:00
 Los Angeles at New Orleans 12:00
 New England at Philadelphia 4:00
 New York Giants at Washington 1:00
 St. Louis at Dallas 3:00
 Tampa Bay at Kansas City 12:00

NBC-TV Doubleheader Week

MONDAY, SEPTEMBER 14

Oakland at Minnesota 8:00

THURSDAY, SEPTEMBER 17 (Third Weekend)

Philadelphia at Buffalo 8:30

SUNDAY, SEPTEMBER 20

Baltimore at Denver 2:00
 Cleveland at Cincinnati 1:00
 Detroit at Minnesota 12:00
 Green Bay at Los Angeles 1:00
 Miami at Houston 12:00
 New Orleans at New York Giants 4:00
 New York Jets at Pittsburgh 1:00
 San Diego at Kansas City 1:00
 San Francisco at Atlanta 1:00
 Seattle at Oakland 1:00
 Tampa Bay at Chicago 1:00
 Washington at St. Louis 12:00

CBS-TV Doubleheader Week

MONDAY, SEPTEMBER 21

Dallas at New England 9:00

SUNDAY, SEPTEMBER 27 (Fourth Weekend)

Atlanta at Cleveland 1:00
 Buffalo at Cincinnati 1:00
 Houston at New York Jets 1:00
 Kansas City at Seattle 1:00
 Miami at Baltimore 2:00
 Minnesota vs. Green Bay at Milw. 1:00
 New England at Pittsburgh 1:00
 New Orleans at San Francisco 1:00
 New York Giants at Dallas 3:00
 Oakland at Detroit 1:00
 St. Louis at Tampa Bay 4:00
 San Diego at Denver 2:00
 Washington at Philadelphia 1:00

CBS-TV Doubleheader Week

MONDAY, SEPTEMBER 28

Los Angeles at Chicago 8:00

SUNDAY, OCTOBER 4 (Fifth Weekend)

Baltimore at Buffalo 1:00
 Chicago at Minnesota 12:00
 Cincinnati at Houston 1:00
 Cleveland at Los Angeles 1:00
 Dallas at St. Louis 12:00
 Denver at Oakland 1:00
 Detroit at Tampa Bay 4:00
 Green Bay at New York Giants 1:00
 Kansas City at New England 1:00
 New York Jets at Miami 4:00
 Pittsburgh at New Orleans 1:00
 San Francisco at Washington 1:00
 Seattle at San Diego 1:00

NBC-TV Doubleheader Week

MONDAY, OCTOBER 5

Atlanta at Philadelphia 9:00

SUNDAY, OCTOBER 11 (Sixth Weekend)

Cincinnati at Baltimore 2:00
 Cleveland at Pittsburgh 1:00
 Dallas at San Francisco 1:00
 Detroit at Denver 2:00
 Los Angeles at Atlanta 1:00
 Minnesota at San Diego 1:00
 New England at New York Jets 1:00
 Oakland at Kansas City 1:00
 Philadelphia at New Orleans 12:00
 St. Louis at New York Giants 4:00
 Seattle at Houston 1:00
 Tampa Bay at Green Bay 1:00
 Washington at Chicago 1:00

CBS-TV Doubleheader Week

MONDAY, OCTOBER 12

Miami at Buffalo 9:00

SUNDAY, OCTOBER 18**(Seventh Weekend)**

Buffalo at New York Jets 1:00
 Denver at Kansas City 3:00
 Houston at New England 1:00
 Los Angeles at Dallas 8:00
 New Orleans at Cleveland 1:00
 New York Giants at Seattle 1:00
 Philadelphia at Minnesota 12:00
 Pittsburgh at Cincinnati 1:00
 St. Louis at Atlanta 1:00
 San Diego at Baltimore 2:00
 San Francisco vs. Green Bay at Milw. 12:00
 Tampa Bay at Oakland 1:00
 Washington at Miami 4:00

CBS-TV Doubleheader Week

MONDAY, OCTOBER 19

Chicago at Detroit 9:00

SUNDAY, OCTOBER 25**(Eighth Weekend)**

Baltimore at Cleveland 1:00
 Cincinnati at New Orleans 1:00
 Denver at Buffalo 1:00
 Green Bay at Detroit 1:00
 Kansas City at Oakland 1:00
 Los Angeles at San Francisco 1:00
 Miami at Dallas 3:00
 Minnesota at St. Louis 12:00
 New England at Washington 1:00
 New York Giants at Atlanta 1:00
 San Diego at Chicago 3:00
 Seattle at New York Jets 4:00
 Tampa Bay at Philadelphia 1:00

NBC-TV Doubleheader Week

MONDAY, OCTOBER 26

Houston at Pittsburgh 9:00

SUNDAY, NOVEMBER 1**(Ninth Weekend)**

Atlanta at New Orleans 12:00
 Baltimore at Miami 1:00
 Chicago at Tampa Bay 1:00
 Cleveland at Buffalo 1:00
 Dallas at Philadelphia 4:00
 Detroit at Los Angeles 1:00
 Houston at Cincinnati 1:00
 Kansas City at San Diego 1:00
 New England at Oakland 1:00
 New York Jets at New York Giants 1:00
 St. Louis at Washington 4:00
 San Francisco at Pittsburgh 1:00
 Seattle at Green Bay 1:00

CBS-TV Doubleheader Week

MONDAY, NOVEMBER 2

Minnesota at Denver 7:00

SUNDAY, NOVEMBER 8**(Tenth Weekend)**

Atlanta at San Francisco 1:00
 Chicago at Kansas City 1:00
 Cincinnati at San Diego 1:00
 Cleveland at Denver 2:00
 Detroit at Washington 1:00
 Miami at New England 1:00
 New Orleans at Los Angeles 1:00
 New York Giants vs. Green Bay at Milw. 12:00
 New York Jets at Baltimore 4:00
 Oakland at Houston 12:00
 Philadelphia at St. Louis 12:00
 Pittsburgh at Seattle 1:00
 Tampa Bay at Minnesota 12:00

NBC-TV Doubleheader Week

MONDAY, NOVEMBER 9

Buffalo at Dallas 8:00

SUNDAY, NOVEMBER 15**(Eleventh Weekend)**

Baltimore at Philadelphia 1:00
 Buffalo at St. Louis 12:00
 Chicago at Green Bay 12:00
 Cleveland at San Francisco 1:00
 Dallas at Detroit 4:00
 Denver at Tampa Bay 1:00
 Houston at Kansas City 1:00
 Los Angeles at Cincinnati 1:00
 New Orleans at Minnesota 12:00
 New York Jets at New England 1:00
 Oakland at Miami 1:00
 Pittsburgh at Atlanta 1:00
 Washington at New York Giants 4:00

CBS-TV Doubleheader Week

MONDAY, NOVEMBER 16

San Diego at Seattle 6:00

SUNDAY, NOVEMBER 22**(Twelfth Weekend)**

Denver at Cincinnati 1:00
 Detroit at Chicago 12:00
 Green Bay at Tampa Bay 1:00
 Miami at New York Jets 4:00
 New England at Buffalo 1:00
 New Orleans at Houston 12:00
 New York Giants at Philadelphia 1:00
 Pittsburgh at Cleveland 1:00
 St. Louis at Baltimore 2:00
 San Diego at Oakland 1:00
 San Francisco at Los Angeles 1:00
 Seattle at Kansas City 1:00
 Washington at Dallas 3:00

NBC-TV Doubleheader Week

MONDAY, NOVEMBER 23

Minnesota at Atlanta 9:00

THURSDAY, NOVEMBER 26**(Thirteenth Weekend)**

Chicago at Dallas 3:00
 Kansas City at Detroit 12:30

SUNDAY, NOVEMBER 29

Atlanta at Houston	3:00
Baltimore at New York Jets	1:00
Cincinnati at Cleveland	1:00
Denver at San Diego	1:00
Green Bay at Minnesota	12:00
Los Angeles at Pittsburgh	1:00
New York Giants at San Francisco	1:00
Oakland at Seattle	1:00
St. Louis at New England	1:00
Tampa Bay at New Orleans	1:00
Washington at Buffalo	1:00

CBS-TV Doubleheader Week

SUNDAY, DECEMBER 13

Baltimore at Washington	1:00
Buffalo at New England	1:00
Chicago at Oakland	1:00
Cincinnati at Pittsburgh	1:00
Green Bay at New Orleans	12:00
Houston at San Francisco	1:00
Miami at Kansas City	1:00
New York Giants at St. Louis	12:00
Philadelphia at Dallas	3:00
San Diego at Tampa Bay	1:00
Seattle at Denver	2:00

CBS-TV Doubleheader Week

MONDAY, NOVEMBER 30

Philadelphia at Miami	9:00
-----------------------	------

MONDAY, DECEMBER 14

Atlanta at Los Angeles	6:00
------------------------	------

THURSDAY, DECEMBER 3

(Fourteenth week)

Cleveland at Houston	8:00
----------------------	------

SATURDAY, DECEMBER 19

(Sixteenth Weekend)

Buffalo at Miami	4:00
Dallas at New York Giants	12:30

SUNDAY, DECEMBER 6

Atlanta at Tampa Bay	4:00
Buffalo at San Diego	1:00
Dallas at Baltimore	2:00
Detroit at Green Bay	12:00
Kansas City at Denver	2:00
Los Angeles at New York Giants	1:00
Minnesota at Chicago	12:00
New England at Miami	1:00
New Orleans at St. Louis	12:00
New York Jets at Seattle	1:00
Philadelphia at Washington	1:00
San Francisco at Cincinnati	1:00

NBC-TV Doubleheader Week

SUNDAY, DECEMBER 20

Cincinnati at Atlanta	1:00
Cleveland at Seattle	1:00
Denver at Chicago	12:00
Green Bay at New York Jets	1:00
Kansas City at Minnesota	12:00
New England at Baltimore	2:00
Pittsburgh at Houston	3:00
St. Louis at Philadelphia	1:00
San Francisco at New Orleans	1:00
Tampa Bay at Detroit	1:00
Washington at Los Angeles	1:00

NBC-TV Doubleheader Week

MONDAY, DECEMBER 7

Pittsburgh at Oakland	6:00
-----------------------	------



SATURDAY, DECEMBER 12

(Fifteenth Weekend)

Minnesota at Detroit	4:00
New York Jets at Cleveland	12:30

MONDAY, DECEMBER 21

Oakland at San Diego	6:00
----------------------	------

20 - 79 - 89 RETIRED**CAPPELLETTI****HUNT****DEE**

Over the 21-year history of the Patriots only three players have been honored by having their jersey numbers retired from active service — No. 20 of kicker/wide receiver Gino Cappelletti; No. 79 of defensive tackle Jimmy Hunt; No. 89 of defensive end Bob Dee.

DIVISION TIES

If, at the end of the regular season, two or more clubs in the same division finish with the best won-lost-tied percentage, the following steps will be taken until a champion is determined:

Two Clubs

1. Head-to-Head (best won-lost-tied) percentage in games between the clubs.
2. Best won-lost-tied percentage in games played within the division.
3. Best won-lost-tied percentage in games played within the conference.
4. Best won-lost-tied percentage in common games, if applicable.
5. Best net points in division games.
6. Best net points in all games.
7. Strength of schedule.
8. Best net touchdowns in all games.
9. Coin toss.

Three or More Clubs

(Note: If two clubs remain tied after a third club is eliminated during any step, tie-breaker reverts to Step One of two-club format.)

1. Head-to-Head (best won-lost-tied percentage in games among the clubs.)
2. Best won-lost-tied percentage in games played within the division.
3. Best won-lost-tied percentage in games played within the conference.
4. Best won-lost-tied percentage in common games.
5. Best net points in division games.
6. Best net points in all games.
7. Strength of schedule.
8. Best net touchdowns in all games.
9. Coin toss.

WILD CARD TIES

If necessary to break ties to determine the two Wild Card clubs from each conference, the following steps will be taken:

1. If all the tied clubs are from the same division, apply division tie-breaker.
2. If the tied clubs are from different divisions, apply the following steps:

(Note: If two clubs remain tied after third or other clubs eliminated, tie breaker reverts to Step One of applicable two-club format.)

Two Clubs

1. Head-to-Head, if applicable.
2. Best won-lost-tied percentage in games played within the conference.
3. Best won-lost-tied percentage in common games, minimum of four.
4. Best net points in conference games.
5. Best net points in all games.
6. Strength of schedule
7. Best net touchdowns in all games.
8. Coin toss.


Three-or-More-Clubs

1. Head-to-Head sweep (applicable only if one club has defeated each of the others or one club has lost to each of the others.)
2. Best won-lost-tied percentage in games played within the conference.
3. Best won-lost-tied percentage in common games, minimum of four.
4. Best net points in conference games.
5. Best net points in all games.
6. Strength of schedule.
7. Best net touchdowns in all games.
8. Coin toss.

FOR THE RECORD

The Patriots have scored in 89 consecutive regular season games through the conclusion of the 1980 season. The last team to shutout the Patriots was the Houston Oilers when they blanked the Patriots, 7-0, in the 1975 season opener. (September 21st at Schaefer Stadium).

THE FRITO-LAY STORY



As a long time believer of the philosophy that "tell me your company and I will tell you what you are," I feel that one of the finest associations in the history of the Patriots has been that between the very community conscious Frito-Lay company and our organization.

Frito-Lay has been an important source of extremely generous contributions to the Boys' and Girls' Clubs of Boston to help finance the many services they provide to over 5,000 members. In the five seasons since the Frito-Lay, Boys' and Girls' Clubs and Patriots relationship started, Frito-Lay has contributed \$227,300 (\$100 for each point scored by the Patriots) to the Boys' and Girls' Clubs. Not only has Frito-Lay served as an important benefactor to the Boys' and Girls' Clubs, they have joined with our team in many other important ventures.

As a quasi-civic organization, I have long felt a great responsibility to the area which we represent in the National Football League. The Patriots have had a continuing desire to be a good corporate citizen as well as a strong competitor in professional sports. The very worthwhile affiliation with Frito-Lay has served to strengthen the character of the Patriots and no one is more appreciative of this fact than I.

Sincerely,

Bill Sullivan

1981 SCHEDULE

PRESEASON

Aug. 10	at Los Angeles	(Mon.)	11:00 P.M.*
Aug. 15	at Tampa Bay	(Sat.)	7:00 P.M.
Aug. 22	OAKLAND	(Sat.)	TBA
Aug. 30	WASHINGTON	(Sun.)	12:30 P.M.

REGULAR SEASON

Sept. 6	BALTIMORE	(Sun.)	1:00 P.M.
Sept. 13	at Philadelphia	(Sun.)	4:00 P.M.
Sept. 21	DALLAS	(Mon.)	9:00 P.M.
Sept. 27	at Pittsburgh	(Sun.)	1:00 P.M.
Oct. 4	KANSAS CITY	(Sun.)	1:00 P.M.
Oct. 11	at New York Jets	(Sun.)	1:00 P.M.
Oct. 18	HOUSTON	(Sun.)	1:00 P.M.
Oct. 25	at Washington	(Sun.)	1:00 P.M.
Nov. 1	at Oakland	(Sun.)	4:00 P.M.
Nov. 8	MIAMI	(Sun.)	1:00 P.M.
Nov. 15	NEW YORK JETS	(Sun.)	1:00 P.M.
Nov. 22	at Buffalo	(Sun.)	1:00 P.M.
Nov. 29	ST. LOUIS	(Sun.)	1:00 P.M.
Dec. 6	at Miami	(Sun.)	1:00 P.M.
Dec. 13	BUFFALO	(Sun.)	1:00 P.M.
Dec. 20	at Baltimore	(Sun.)	2:00 P.M.

*All times Eastern.

TICKET INFORMATION

For further ticket information call or write:

NEW ENGLAND PATRIOTS
TICKET OFFICE

Foxboro, Mass. 02035

(617) 543-7911 (Foxboro)

(617) 262-1776 (Boston)

Sports Charge (617) 426-8181

All authorized ticket agencies



"LAY'S® and RUFFLES® brand Potato Chips,
The Winning Combination"

"LAY'S® and RUFFLES® are trademarks of Frito-Lay, Inc."