



New England Patriots Football

1982 MEDIA GUIDE

\$3.00

GET THE ATRA ADVANTAGE



Atra® has an advantage over twin-blade razors that don't pivot. They can't give the same great shave as Atra. When they reach the curves and corners, they lose their grip.

But Atra's pivoting head is proven to stay on track—it keeps both blades on your beard longer. So you end up with the winning shave.

Gillette Atra®

INDEX

Attendance	90
Biographies:	
Assistant Coaches	10-14
Draft Choices	61-68
Kilroy, Bucko	7
McPeak, Bill	16
Meyer, Ron	8-9
Steinberg, Dick	16
Sullivan, Charles W.	5
Sullivan, William H., Jr.	4
Veteran Players	20-59
Board of Directors	6
Bryant College	78
Club Directory	3
Coaches, All-Time	15
Drafts, All-Time	121-24
Historical Highlights	133-35
Hotels on the Road	70
How the Patriots Were Built	69
Important Dates	70
Last Time It Happened	95
Leaders, All-Time	127-29
Longest Plays	132-33
Media Contacts	140-41
Monday Night Games	70
Opponents:	
Preseason	71
Regular Season	79-81
Outstanding Performances	131-132
Overtime Games	117
Patriots' Radio Network	139
Personnel Guide	14
Playoffs	
History	136-37
Tie-Breaking Procedures	124
Records	104-117
Results:	
Preseason	75-77
Regular Season	82-90
Rosters:	
All-Time Player	118-20
1982	72-74
Schaefer Stadium Story	138
Schedules:	
Patriots	2
NFL	142-143
Staff Photos	17-19
Year by Year Leaders	125-27
Year in Review, 1981:	
Defensive Statistics	93
Team and Individual Statistics	91-92
Game by Game Review	96-103
NFL Standings	95
Top Performances	94

ON THE COVER

Patriot Head Coach Ron Meyer is shown in a cover illustration provided by NFL Creative Services.

1982 SCHEDULE

PRESEASON

Saturday, Aug. 14	Pittsburgh at Knoxville, TN	7:30 p.m.
Friday, Aug. 20	at Philadelphia	6:00 p.m.
Saturday, Aug. 28	at Dallas	8:00 p.m.
Saturday, Sept. 4	GREEN BAY	1:00 p.m.

REGULAR SEASON

Sunday, Sept. 12	at Baltimore	2:00 p.m.
Sunday, Sept. 19	NEW YORK JETS	1:00 p.m.
Sunday, Sept. 26	SEATTLE	1:00 p.m.
Sunday, Oct. 3	at Buffalo	1:00 p.m.
Sunday, Oct. 10	CINCINNATI	1:00 p.m.
Sunday, Oct. 17	at Miami	1:00 p.m.
Sunday, Oct. 24	ST. LOUIS	1:00 p.m.
Sunday, Oct. 31	at New York Jets	1:00 p.m.
Sunday, Nov. 7	BALTIMORE	1:00 p.m.
Sunday, Nov. 14	BUFFALO	1:00 p.m.
Sunday, Nov. 21	at Cleveland	1:00 p.m.
Sunday, Nov. 28	HOUSTON	1:00 p.m.
Sunday, Dec. 5	at Chicago	1:00 p.m.
Sunday, Dec. 12	MIAMI	1:00 p.m.
Sunday, Dec. 19	at Seattle	1:00 p.m.
Sunday, Dec. 26	at Pittsburgh	1:00 p.m.

All times listed are local for home site.

Home Games are listed in caps.

MEDIA INFORMATION - This media guide has been prepared to assist all members of the media in their coverage of the Patriots in 1982. Should you require additional information or further assistance or wish to arrange interviews, please contact Tom Hoffman (Director), Dave Wintergrass (Assistant Director) or Kris Erickson (Secretary) at (617) 543-7911.

CREDENTIAL REQUESTS - Credential requests should be made in writing or by calling the Media Relations Department no later than noon on the Wednesday preceding any home game to insure issuance.

TRAINING CAMP - The Patriots will make Bryant College their summer training home for the seventh straight summer in 1982. The Smithfield, R.I. campus is located 12 miles northwest of Providence and 60 miles south of Boston. Telephone numbers at the Patriots' training camp office are (401) 231-9420 and 231-9421.

PATRIOTS' CLUB DIRECTORY

SCHAEFER STADIUM, FOXBORO, MA 02035
(capacity 60,358)

TELEPHONE: (617) 543-7911 (Foxboro)
(617) 262-1776 (Boston)

President — William H. Sullivan, Jr.
Executive Vice President — Charles W. Sullivan
General Manager — Francis J. "Bucko" Kilroy

BOARD OF DIRECTORS

William H. Sullivan, Jr.
(President)
Paul Sonnabend
(Vice President)
Jean Sullivan McKeigue

Charles W. Sullivan
(Executive Vice President)
Miss Mary H. Sullivan
(Treasurer)
Walter T. Sullivan

Mrs. Mary M. Sullivan
(Vice President)
Sam Cook Digges
Thomas J. White

GENERAL COUNSEL: William F. Finucane
ASSISTANT TREASURER: Jeannette Keefe

COACHING STAFF

Head Coach	Ron Meyer
Offensive Coordinator/QBs	Lew Erber
Defensive Coordinator	Jim Mora
Defensive Line	Tommy Brasher
Running Backs	Cleve Bryant
Strength/Conditioning	LeBaron Caruthers
Receivers	Steve Endicott
Offensive Line	Bill Muir
Special Teams / TEs	Dante Scarnecchia
Linebackers	Steve Sidwell
Secondary	Steve Walters

ADMINISTRATIVE STAFF

Assistant General Manager	Patrick Sullivan
Director of Player Development	Dick Steinberg
Executive Director of Player Personnel	Darryl Stingley
Director of Marketing	Miceal Chamberlain
Director of Media Relations	Tom Hoffman
	(Home - (617) 344-2582)
Director of Pro Scouting	Bill McPeak
Director of Public Affairs	Claudia Smith
Director of Team Security	Lou Assad
Personnel Scout	George Blackburn
Personnel Scout	Joe Mendes
Personnel Scout	Pat Naughton
Personnel Scout	Bob Teahan
Equipment Manager	George Luongo
Trainer	Tom Healion
Ticket Manager	Kevin Fitzgerald
Stadium Manager	Billy Sullivan, III
Film Manager	Ken Deininger
Systems Analyst	Steve Poreda
Admin. Asst. to General Manager	Judy Quimby
Administrator, Player Personnel	Nancy Meier
Assistant Director of Media Relations	Dave Wintergrass
	(Home - (617) 543-3546)
Assistant Trainer	John Waters
Assistant Equipment Manager	Don Brocher
Assistant Ticket Manager	Bill Fantini
Assistant Ticket Manager	Marita Nunes
Administrative Assistant	Dennis Cunningham
Administrative Assistant	Jeff Hawkins
Cheerleaders Director	Susan Ouelette

MEDICAL STAFF

Team Dentist	Bill Lenkaitis, D. D. S.
Team Physician	Bertran Zarins, M. D.

OFFICE STAFF: Debbie Bloom (Pro Scouting), Carol Bonenfant (Coach Meyer), Patti Del Grosso (Player Personnel), Kris Erickson (Media Relations), Helen Igo (Player Personnel), Fran Maynard (Receptionist), Patti Mechlinski (Pat Sullivan), Peg Myers (Data Processing), Susan Ouelette (Marketing), Marie Paster (Business Office), Barbara Ruhl (Mr. Sullivan), Bev Scollins (Asst. Coaches)

STADIUM OPERATIONS: George Blais, Ed Bayly, Kevin Cave, Ray and Edith Myers, Tom McNamara, Scott Oikkola, Curt Reynolds.


WILLIAM H. SULLIVAN, JR.

Until 1959 New England had been a graveyard for more than a half dozen professional football teams. William H. "Billy" Sullivan, Jr. changed that.

On November 18, 1959, Billy was awarded the eighth franchise in the fledgling American Football League. He has made an indelible impact on the nation's No. 1 sport since that great day. He did get a team on the field. From 1961 to 1964 he was President of the AFL and served on the television committee that authored a \$36 million contract with NBC to guarantee survival of the young league. He was a

key member of the AFL's team that hammered out the merger format with the NFL, and he has served as a director of both NFL Properties and Films.

Since starting his love affair with pro football, Billy has travelled through many valleys and over many peaks. By undaunted determination and a boundless capacity for hard work, he kept the Patriots alive until locating the team in its present 61,279-seat Schaefer Stadium home, and assumed full control of the franchise by purchasing 88 percent of the voting stock on Nov. 17, 1975 and all of the non-voting stock on Dec. 8, 1976.



Billy graduated from Boston College in 1937 and served as Publicity Director at his alma mater from 1938-1940. In 1941 he went to Notre Dame as special assistant to the Director of Athletics. After a hitch on the staff of the U.S. Naval Academy, he joined the Boston Braves baseball team as Director of Public Relations in 1946. During his six-year tenure with the Braves he conceived the "Jimmy Fund" that has since grown to be an internationally known cancer research program studying leukemia in children.

In 1955 he joined Metropolitan Petroleum Co. and became President of the firm three years later. He continued his rise in the corporate world 20 years later when he was named executive vice president of the parent Pittston Corporation, a position he held until his retirement from the national energy giant in the Spring of 1981. In addition to serving as a director for numerous organizations, Billy was re-elected on April 8, 1981 to serve a second term as Chairman of the Board of NFL Properties, Inc.

Billy and his wife, the former Mary Malone, are the parents of three sons, Charles (Chuck), William H. III and Patrick as well as three daughters, Kathleen Sullivan Alioto, Jeanne Sullivan McKeigue and Nancy Chamberlain.


Whether it's the oil business or the Patriot fortunes in the NFL, Billy Sullivan has the same, unwavering philosophy, "The best is yet to come."

EXECUTIVE VICE PRESIDENT

CHARLES W. "CHUCK" SULLIVAN

Since the Patriots first fielded a team in 1960, Chuck has served in a variety of capacities with the club and has been a vital member in the franchise's operation and history. The oldest of Bill and Mary Sullivan's six children, Chuck has concurrently pursued a career in both law and pro football. Not only is he the Executive Vice President of the Patriots, he is also the Chairman of the NFL Management Council's (NFLMC) Executive Committee and managing partner in the New York law office of Edwards and Angell.

A graduate of Boston College, Chuck also graduated from the Boston College School of Law and then earned a masters' degree in law from Harvard. Upon completion of law school, Chuck spent two years on active duty in the U.S. Army, rising to the rank of Captain while spending a year in Thailand. When he returned from overseas, he entered Harvard and upon graduation from there, joined the law firm of Sullivan and Cromwell.



With Sullivan and Cromwell, Chuck worked on major litigation cases, including two in which he successfully defended Ford Motor company in a criminal price fixing indictment and the First Boston Corporation for Bangor Punta in the Piper Aircraft take over attempt with Chris Craft. Meanwhile, he was involved in football-related cases, assisting the NFL in its successful defense of anti-trust charges brought by Joe Kapp (1971) and spearheading his father's successful effort to regain majority control of the Patriots after his ouster as club president in 1974. In 1976, he assisted his father in the purchase of all of the outstanding shares of stock in the Patriots.

Chuck also played a legal role in other football-related legal matters. In 1977, he assisted Philadelphia Eagles' owner Leonard Tose in affecting a financial restructuring of the Eagles' ball club. He has also assisted several other NFL clubs in financing matters.

His success in the world of law and pro football did not go unnoticed by the NFL owners who elected Chuck to the position of Chairman of the NFLMC's Executive Committee on June 6, 1977. When his first term expired, Chuck was re-elected on March 30, 1981 to serve a second term.


Last Fall, Chuck made another major move, forming Stadium Management Corporation (SMC) and then completing the purchase of Schaefer Stadium and its related assets from Stadium Realty Trust on November 6, 1981. Since that time, as sole owner of SMC, Chuck has begun a multi-million dollar improvement plan at Schaefer Stadium to spruce up the 11-year-old facility.

Chuck presently resides in New York City, just a short distance from both his law office at Edwards and Angell and the NFLMC office. In addition to his busy work schedule, Chuck sponsors three Vietnamese youths who attend Massachusetts Institute of Technology (MIT), Wellesley College and The City University of New York.

BOARD OF DIRECTORS



Mrs. Mary M. Sullivan
Vice President




Paul Sonnabend
Vice President



Miss Mary H. Sullivan
Treasurer



Mrs. Jeanne Sullivan McKeigue



Walter T. Sullivan



Thomas J. White



Sam Cook Digges



William F. Finucane
General Counsel

GENERAL MANAGER

BUCKO KILROY

Francis J. "Bucko" Kilroy has been employed in almost every conceivable capacity in the NFL as he enters his 40th season with the league and his fourth year as Patriots' General Manager.

Born in Philadelphia, he established himself as one of the city's premier schoolboy athletes before departing for South Bend and the University of Notre Dame. His stay there was short as he returned to his hometown to attend Temple University where he went on to become one of the greatest linemen in the school's history. For his efforts on the collegiate gridiron, Bucko was inducted into the Temple Hall of Fame in 1976.

Bucko began his NFL career with his hometown Philadelphia Eagles in 1943 and played there 13 straight seasons. During that time, he once played in 146 consecutive games and was selected as an all-pro at both offensive guard (1947-49) and middle guard (1952-54). He gained additional honors for his pro grid exploits as he was elected to the NFL's all-decade team for the 1940's and inducted into the Helms Hall of Fame.


He made a gradual entry into the coaching ranks by serving the Eagles for three seasons as a player/coach before assuming the fulltime role of line coach for six more NFL campaigns. In addition to coaching, he also served as the club's player personnel director, making him one of the five original talent scouts in the league.

In 1962, Bucko was named director of player personnel of the Washington Redskins and then moved to the Dallas Cowboys in 1965 to become a "super scout" with that organization. During Bucko's five year tenure with the Cowboys, the team won five straight divisional championships, an indication of his impact on the team's scouting success.

Having developed a reputation as one of football's finest scouts, Bucko was named player personnel director of the Patriots in 1971. He faced a monumental challenge of revamping and revitalizing a scouting operation that had shown little success in prior years. Under his direction, the Patriots' scouting department became one of the finest in the NFL and played an integral part in the Patriots' upsurge that brought them playoff appearances in 1976 and 1978.

A natural choice for the position, Bucko was named general manager of the club on April 6, 1979. Since that time, he has helped direct a program of vital improvements in the club's operation and physical plant, including the implementation of a state of the art computer system, in-house film lab, a natural grass practice facility and both a Nautilus and Olympic style weight training area. Bucko was also instrumental in selecting Ron Meyer as the Patriots' eighth head coach, a man whom he had worked with on the Dallas scouting staff in early 1971.

An excellent organizer and a talent hunter extraordinaire, Bucko continues to stress his scouting philosophy "to leave no stone unturned" as he directs the Patriots organization in its effort to become the best in the NFL.




HEAD COACH

RON MEYER

"Since deciding to become a football coach, I have spent my entire coaching career preparing to become a head coach in the National Football League and I now have a great opportunity and challenge in rebuilding the Patriots into a winner once again."

Those were the words of Ron Meyer when he was named the eighth head coach in club history on January 15, 1982. Since his appointment, Meyer has assembled a coaching staff that includes ten assistants, including the first fulltime strength and conditioning coach in club history. Also, he has begun laying the groundwork for his third project of rebuilding a losing football team, and if his past coaching success at UNLV and Southern Methodist are repeated, the Patriots will rise once again to the upper echelons of the NFL.

Meyer inherited an SMU team in 1976 that finished 4-7 the year before and in six seasons built one of the top college football programs in the country. Last year, his Mustang squad finished 10-1, losing only to Texas, 9-7 on October 24, and won the Southwest Conference. While SMU was ineligible for post-season play while on NCAA probation, conference runnerup Texas went on to the Cotton Bowl and defeated Alabama. Meyer's team was ranked second in the nation by CBS and sixth in the country by both *Sports Illustrated* and the Associated Press.



During his six seasons at SMU, Meyer compiled a head coaching mark of 34-31-1 (.523), but his last two teams won 18 of 22 games (.818) and his 1980 team played against Brigham Young in the Holiday Bowl.

A native of Westerville, Ohio, where he was born on February 17, 1941, Meyer earned ten letters in three sports — football, basketball and baseball — and was captain and all conference in all three as a senior. He also served as class president from the ninth through twelfth grades and attained the rank of Eagle Scout.

Meyer went to Purdue as a walkon football candidate in 1959 and earned a football scholarship in the second semester of his freshman year. A defensive back, he led the team in minutes played as a junior and senior. Outstanding both on the field and in the classroom, Meyer was selected to the All Big 10 Academic Team and won the Nobel Kaiser Award for athletic and academic achievement in 1963.

Upon graduation, he remained at Purdue for one year to serve as a graduate assistant coach on Jack Mollenkopf's staff before becoming head coach at Penn High School in Mishawaka, Indiana. After recording a 5-4-1 record there in 1964, he returned to his alma mater to spend six seasons (1965-70) as an assistant coach.

While on the Purdue staff, Meyer was responsible for the offensive backfield, receivers and the overall passing game. He worked with such players as Bob Griese, Leroy Keys and Mike Phipps during that time. In his second year there, Purdue beat Southern Cal, 14-13 in the 1967 Rose Bowl.

Meyer exhibited a sharp eye for identifying talent while with the Boilermakers and personally recruited former Patriot wide receiver Darryl Stingley, former Denver runningback Otis Armstrong and Washington defensive lineman Dave Butz. In 1969, Meyer convinced the three to play their college ball at Purdue and all three were first round draft choices in the 1973 NFL draft.

Stingley, now the Patriots' Executive Director of Player Personnel says, "Ron is a real class guy who made me what I am as both a player and as a person. It was because of Ron that I attended Purdue. I knew then that he would be a successful coach and his record has proven me right. I am sure that he will be able to get the Patriots back on the winning track."

In 1971, Meyer left Purdue for the NFL ranks, joining the Dallas Cowboys as a personnel scout and spending several months on the same scouting staff as Patriots General Manager Bucko Kilroy.

Kilroy said of Meyer's appointment, "I am very pleased to be reunited with Ron for many reasons, the most important of which include that he is very bright, an innovator, a workaholic and a no nonsense guy with only one goal in mind — to win."


After two years with the Cowboys, he was named head coach at the University of Nevada — Las Vegas in 1974.

Meyer took over a UNLV squad that had won once in eleven starts in 1972 and in his first year at the helm the Rebels turned in an 8-3 record. In 1974, the Rebels finished undefeated in eleven regular season games and split two playoff games to finish as runnerup in the NCAA Division II National Championship. In his third and final year there, Meyer guided the Rebels to a 7-4 mark before being summoned to Dallas and SMU.

Meyer and his wife Cindy are the parents of two sons, Ron, Jr. and Ralph, and two daughters, Elizabeth and Kathryn. His hobbies include bass fishing, golf, football history and World War II history.

RON MEYER'S HEAD COACHING RECORD


		W	L	T	PCT
1973	Univ. of Nevada-Las Vegas	8	3		.727
1974	Univ. of Nevada-Las Vegas	12	1		.923
1975	Univ. of Nevada-Las Vegas	7	4		.636
3 year total — UNLV		27	8	0	.771
1976	SMU	3	8		.273
1977	SMU	4	7		.364
1978	SMU	4	6	1	.409
1979	SMU	5	6		.455
1980	SMU	8	3		.727
1981	SMU	10	1		.909
6 year total — SMU		34	31	1	.523
Head Coaching Total		61	39	1	.609



RON MEYER

BUCKO KILROY

ASSISTANT COACHES




TOMMY BRASHER **Defensive Line**

Tommy will enter his 19th year of coaching and has spent most of his coaching career handling defensive positions. As defensive line coach he will be responsible for tutoring both of the Patriots first round draft choices in 1982, Ken Sims and Lester Williams.

An All-Southwest Conference linebacker at Arkansas in 1962, Tommy played in the 1962 and 1963 Sugar Bowls but a knee injury limited his playing time as a senior. He began his coaching career following graduation as offensive and defensive line coach at his hometown high school in El Dorado, Arkansas. He later made two other coaching stops at Arkansas high schools, working at Galveston Ball in 1965 and 1966 and later at Hot Springs from 1966-69. As head coach at Hot Springs, he was named Arkansas Coach of the Year in 1968.

In 1970, Tommy jumped to the collegiate coaching ranks, spending one season as assistant defensive line coach at Arkansas. He then spent the next three seasons (1971-73) at Virginia Tech (VPI) where he spent two seasons coaching the defensive line and one season with the linebackers. After his tenure at VPI, Tommy served as defensive coordinator and line coach at N.E. Louisiana in 1974 and 1976, taking a one year break to serve as defensive coordinator of the WFL's Shreveport Steamer in 1975. Tommy joined Ron Meyer's staff at SMU in the spring of 1977 as the Mustangs' defensive line coach, a position he served in for five seasons before assuming the same capacity with the Patriots.

Born December 30, 1940 in El Dorado, Arkansas, Tommy and his wife LaNelle are the parents of two daughters, Melodie and Christy.



CLEVE BRYANT **Offensive Backs**

A highly acclaimed quarterback at Ohio University and the 11th round draft choice of the Denver Broncos in 1970, Cleve will employ his expertise in offensive strategy as coach of the Patriots running backs.

An outstanding athlete at Glenwood H.S. in Canton, Ohio, Cleve went on to direct Ohio University to back-to-back Mid-American Conference Championships in 1967 and 1968. For his efforts on the collegiate gridiron, Cleve was tabbed as the MAC's Offensive Player of the Year in 1968 and became the youngest player ever inducted into the Ohio University Hall of Fame when he was bestowed that honor in 1975.

Following graduation, Cleve spent five years with a financial planning firm before returning to football as quarterbacks and receivers coach on Dick Crum's staff at Miami of Ohio in 1977. When Crum became head coach at North Carolina, Cleve joined him there as quarterbacks coach. With the Tar Heels, Cleve helped engineer one of the most respected and innovative college offensive attacks in the country. Before Cleve joined the UNC staff, a Tar Heel quarterback had never led the ACC in passing, but he guided both Matt Kupec (1979) and Rod Elkins (1980) to the top of the ACC passing charts in back-to-back years.

Born on March 27, 1947 in Marianna, Florida, Cleve and his wife Jean are the parents of two sons, Rodney and Kyle.



LEBARON CARUTHERS **Strength and Conditioning**

Ron Meyer is insistent that the Patriots will be the league's strongest and most flexible team and he has brought LeBaron along from his SMU staff to insure that that objective becomes a quick


reality.

The Texas State Superheavyweight Division Olympic Lifting Champion in 1980 and 1981, LeBaron has a wealth of knowledge and experience in strength and conditioning techniques. He played offensive tackle at East Carolina in 1972, but transferred the following year to North Carolina State to concentrate on shotputting, discus throwing and weightlifting. While at N.C. State, he was a two-time All-America shotputter and had a personal best toss of 64'3".

Following graduation, he served as an assistant track coach at Auburn from 1978 to March, 1980. In that capacity, he was also responsible for the weightlifting programs of both the mens' and womens' track teams. LeBaron then left Auburn to become Strength Coach for the entire SMU Athletic Department and played a vital role improving the overall physical strength and condition of the Mustang football squad.

As a weightlifter, LeBaron has recorded personal best lifts of 640 lbs. in the squat, 690 lbs. in the deadlift, 420 lbs. in the clean and jerk, 415 lbs. in the bench press and 320 lbs. in the snatch.

Born on April 24, 1954 in Nashville, Tennessee, LeBaron is single.



STEVE ENDICOTT **Receivers**


The offensive coordinator and quarterback coach under Ron Meyer for the past three seasons at SMU, Steve will return to coaching receivers this year, the same post he held when he first joined

Meyer at SMU in 1976.

A three year starter at quarterback for Oregon State, Steve ranks second to Terry Baker on the school record books for total offense in a season, passing yardage and TD passes. After his playing career, he stayed at OSU as a graduate assistant coach for the 1972 season before assuming the same position at Miami (FL) in 1973. In 1974, he was freshman coach for the Hurricanes and became the varsity quarterbacks and receivers coach the next year.

In 1976, Steve left Miami to join Meyer's new staff at SMU as receivers coach. When Larry Keenan left as SMU's offensive coordinator in 1978, Steve assumed that role in addition to handling the quarterbacks. In 1977, he served as a guest coach for Winnipeg of the CFL and the following year was a guest coach for the Toronto Argonauts, also of the CFL. In both cases, he worked with the receivers.

Born January 27, 1950 in Grants Pass, Oregon, Steve is single.



LEW ERBER **Offensive Coordinator and** **Quarterbacks**

Entering his 25th season of coaching, and his ninth in the pro ranks, Lew will coordinate what has been considered one of the NFL's most potent offensive attacks.


Lew joined the Patriots' staff after spending the past six seasons with the Oakland Raiders. While with the AFC West

club, he handled the Raiders' running backs from 1976-78 under Head Coach John Madden and spent the past three seasons as receivers coach under Head Coach Tom Flores. During his tenure at Oakland, Lew coached the Raiders to victories in Super Bowl XI (1977) and Super Bowl XV (1982) and tutored five Pro Bowl players — QB Ken Stabler, RB Mark Van Eeghen, TE Dave Casper and WRs Raymond Chester and Cliff Branch.

Prior to joining the Raiders, Lew gained his first NFL coaching experience across the bay as receivers and kicking game coach of the San Francisco 49ers in 1974 and 1975. During that time, he coached all-pro WR Gene Washington.

Lew played his college ball as a single wing tailback and defensive back at Montclair (N.J.) State and was inducted into the school's hall of fame in 1979. Before moving to the pro ranks, he made collegiate coaching stops at Iowa State (1967-68), California Western (1969-72), San Diego (1973) and California (1974).

Born on May 27, 1934 in Clifton, N.J., Lew and his wife Pat are the parents of three daughters and two sons.



JIM MORA **Defensive Coordinator**


After spending the past four NFL seasons as defensive line coach of the Seattle Seahawks, Jim has moved east to become defensive coordinator of the Patriots. In that capacity, he will have the

overall responsibility for coordinating the team's defensive strategy without a specific position assignment.

Prior to joining the Seahawk staff in 1978, Jim was on the staff at the University of Washington as a defensive coach and was the defensive coordinator of the Huskies when they upset Michigan to win the 1978 Rose Bowl. Before his stop at Washington, he served on the staff at Stanford (1967), Colorado (1968-73) and UCLA (1974). While at Colorado, he was on the same staff as Patriot Linebacker Coach Steve Sidwell and Patriot players Pete Brock and Don Hasselbeck were on the Buffs' roster.

An end at Occidental College from 1954-56, Jim graduated and spent the next three years in the U.S. Marine Corps and played at Quantico for one season and Camp Lejeune for two more. He returned to Occidental in 1960 and became head coach in 1964. In three campaigns at the helm, he compiled an 18-9 record.

Born May 24, 1935 in Los Angeles, Jim and his wife Connie are the parents of three sons, Jim, Mike and Steve.



BILL MUIR **Offensive Line**

The first assistant named to the Patriots' new coaching staff, Bill spent the past four years with the Tampa Bay Buccaneers, serving as a college scout in 1978 and as pro personnel director from 1979 to January, 1982. In his new role, he will tutor one of the team's strongest areas, the offensive line.


A tackle at Susquehanna (PA) College, he graduated in 1965 and spent the following fall as line coach at his alma mater. He then spent the next two years as offensive line coach and head track coach at Delaware Valley (PA) College before becoming the line coach of the Orlando Panthers of the Continental Football League for two seasons (1968-69).

Bill left the Panthers to rejoin the collegiate coaching ranks as defensive coordinator and recruiting coordinator at Rhode

Island from 1970-71. From there, he moved to Idaho State to assume similar responsibilities with the Bengals for the 1972 and 1973 campaigns.

In 1975, Bill was the offensive coordinator and offensive line coach for the Houston — Shreveport franchise of the WFL, serving on the same staff as Patriot defensive line coach Tommy Brasher. Following his one year stint in the WFL, Bill joined Ron Meyer's staff at SMU as offensive line coach for the 1976 and 1977 seasons before joining the Tampa Bay organization.

Born October 26, 1942 in Pittsburgh, Bill and his wife Barbara are the parents of a daughter Keelan, and a son, Brady.



DANTE SCARNECHIA


Tight Ends and Special Teams

The offensive line coach at SMU for the past two seasons, Dante will concentrate his efforts on coaching the Patriot tight ends in addition to handling the special teams.

A standout guard at California Western University, he graduated in 1970 and spent the next three seasons (1970-72) as offensive line coach at his alma mater. In 1973, he started a two year stint on the staff at Iowa State and then joined Dave Smith's SMU staff in 1975. When Ron Meyer was named head coach at SMU in 1976, Dante remained on his staff for one season before becoming offensive line coach and recruiting coordinator for two seasons (1977-78) at the University of the Pacific. After serving in the same position at Northern Arizona in 1979, Dante returned to the SMU staff as offensive line coach in 1980.

While at Cal Western, Dante played on a squad that included Lew Erber, the Patriots' offensive coordinator. In addition to his bachelor's degree earned at Cal Western, Dante also received a master's degree from U.S. International in 1973.

Born on February 15, 1948 in Los Angeles, Dante and his wife Susan are the parents of a son Stevie and a daughter, Lisa.



STEVE SIDWELL


Linebackers

The defensive coordinator of both Ron Meyer's UNLV and SMU staffs over the past eight years, "Sid" will coach the Patriot linebackers, the position he has handled since becoming a fulltime college coach in 1968.

An All-Big 8 linebacker and center at Colorado in 1965, Sid played in both the Hula Bowl and Blue-Gray Game while also being tabbed as an Academic All-America pick. After graduation, he stayed on at Colorado to spend the 1967 and 1968 campaigns as a graduate assistant coach and then became a fulltime member of Eddie Crowder's staff from 1968-73. In four of his five seasons as a fulltime coach there, Colorado made postseason bowl appearances and the Buffs were ranked third nationally in 1971. Sid worked on the same staff as Patriot Defensive Coordinator Jim Mora and Patriots Pete Brock and Don Hasselbeck were on the Buffs' roster.

In 1974, Sid left Colorado to become defensive coordinator and linebacker coach under Meyer at UNLV and later moved to SMU with Meyer in 1976 where he spent the next six seasons in the same capacity.

Born on August 30, 1944 in Winfield, Kansas, Sid and his wife Katy are the parents of two sons, Brad and Scott.



STEVE WALTERS

Secondary

Assuming the same position responsibility as he held at SMU the past two years, Steve becomes the sixth secondary coach on the Patriots' staff in the past seven seasons.

A two year letter winner as a defensive back, Steve played at Arkansas in 1969-70. He then began his coaching career as an assistant freshman coach at Virginia Tech (VPI) from 1971-72 and then moved to the University of Tampa where he spent the 1973 season as coach of the receivers. In 1974 and 1975, Steve was the secondary coach at N.E. Louisiana. In both of his stops at VPI and N.E. Louisiana, Steve worked on the same staff as Patriots' Defensive Line Coach Tommy Brasher.

Steve left N.E. Louisiana to become the receivers and quarterbacks coach at Morehead State in 1976 and then spent the 1977 and 1978 seasons as the offensive coordinator and recruiting coordinator at Tulsa. Prior to joining the SMU staff in 1980, Steve spent the 1979 season as quarterback coach at Memphis State.

In addition to the B.S.E. degree he holds from Arkansas, Steve also earned a masters degree in physical education from Morehead State in 1976.

Born on June 16, 1948 in Jonesboro, Arkansas, Steve and his wife Susan are the parents of one son and one daughter.

PERSONNEL GUIDE

WAIVERS: The waiver system is a process by which player contracts or NFL rights to players are made available by a club to other NFL Clubs. During this process, a club may make a claim to obtain the player or "waive" its right to do so — thus the term "waiver". Claiming clubs are assigned players on a priority based upon the inverse of won-lost standings. The claiming period is normally ten days during the off-season and 24 hours from early July through December. In some circumstances, a club is allowed another 24 hours to rescind its action (recall of waiver request) and/or the claiming club to do the same (known as a withdrawal of a claim). If a player passes through waivers unclaimed or not recalled, he becomes a free agent. Under the Collective Bargaining Agreement, from February 1 through October 19 any veteran who has acquired four years of pension credit may, if about to be assigned to another club through the waiver system, reject such assignment and become a free agent.

INJURED RESERVE: This is a reserve list category that may be used for the player by a club if the player is injured in a practice session or game of his club in any year, after having passed the club's physical examination in that year. If a player fails the club's initial physical examination, he is not available for reserve/injured; the club may instead use the procedure of Physically Unable to Perform or Non-Football Injury/Illness, whichever is applicable. If a player is physically unable to play football for a minimum of four games from the time he is placed upon reserve/injured, he may be re-activated by his club upon clearing procedural recall waivers. Also, each club is allowed three free reactivation moves each season for players placed on reserve/injured following the final roster cutdown.

RESERVE LISTS: Included among the various categories on the reserve list are retired, injured, non-football injury/illness, physically unable to perform, military and did not report.

TRADES: Unrestricted trading is allowed between clubs through the Tuesday following the sixth regular season game (October 19, 1982) and does not resume again until February 1, 1983.

ROSTER SIZES: Since 1978, active roster have been limited to 45 players. From 1975-77, clubs were allowed 43 players on their active roster and in 1974 each club was permitted 47 players on its active roster. The first roster limitation rule permitted 16 players per club in 1925.

ROSTER CUTDOWN DATES: All NFL Clubs must reduce their active roster totals to 60 players on August 24, 1982, 50 players on August 31, 1982 and to the final roster total of 45 players on September 6, 1982.

HEAD COACHES RECORDS

Coach	Seasons	Years	W-L-T Record	Pct.
LOU SABAN	1½	1960-61	7-12-0	.368
MIKE HOLOVAK	7½	1961-68	53-47-9	.528
CLIVE RUSH	1½	1969-70	5-16-0	.238
JOHN MAZUR	2	1970-72	9-21-0	.300
PHIL BENGTON	½	1972	1- 4-0	.200
CHUCK FAIRBANKS	6	1973-78*	46-41-0	.529
RON ERHARDT	3	1979-81	21-27-0	.438

*Fairbanks was under suspension for 12-18-78 game against Miami, won by Dolphins 23-3. Erhardt & Bullough served as acting co-head coaches and this loss is not included in Fairbanks' record.

ALL-TIME COACHES ROSTER

Name	Position	Total Years	Years of Service
Beatty, Bruce	Offensive Line	4	1969-1972
Bengtson, Phil	Head Coach (Int.)	½	1972
Berry, Raymond	Receivers	4	1978-1981
Bruney, Fred	Defensive Backfield	2	1962-1963
Bullough, Hank	Defensive Line	7	1973-1979
Campbell, Marion	Defensive Line	2	1962-1963
Cappelletti, Gino	Special Teams	3	1979-1981
Collier, Joel D.	Defensive Backfield	2	1960-1961
Dotsch, Rollie	Outside Linebackers	2	1975-1976
Elias, Bill	Defensive Backfield	2	1969-1970
Erhardt, Ron	Offensive Backfield	6	1973-1978
	Head Coach	3	1979-1981
Evans, Dick	Defensive Line	2	1971-1972
Fairbanks, Chuck	Head Coach	6	1973-1978
Fletcher, Tom	Defensive Backfield	2	1971-1972
Gibson, Claude	Defensive Backfield	1	1968
Grier, Bobby	Offensive Backfield	1	1981
Holovak, Mike	Offensive Backfield	1½	1960-1961
	Head Coach	7½	1961-1968
Kinard, Billy	Defensive Backfield	2	1979-1980
Lantz, Rick	Linebackers	1	1981
Loudd, Rommie	Linebackers	1	1966
McLaughlin, Leon	Offensive Line	1	1977
Mazur, John	Offensive Backfield	1½	1969-1970
	Head Coach	2	1970-1972
Meyer, John	Linebackers	4	1969-1972
Miller, Burnie	Special Teams	1	1972
Miller, Red	Offensive Line	6	1960-61, 73-76
Nelsen, Bill	Quarterbacks	2	1973-1974
Parcells, Bill	Linebackers	1	1980
Parilli, Babe	Quarterbacks	1	1981
Perkins, Ray	Receivers	4	1974-1977
Polonchek, John	Quarterbacks	6	1975-1980
Richardson, Jesse	Defensive Line	5	1965-1969
Ringo, Jim	Offensive Line	4	1978-1981
Roach, Dick	Defensive Backs	1	1981
Rush, Clive	Head Coach	1½	1969-1970
Rutigliano, Sam	Off. Backs-Receivers	3	1971-1973
Saban, Lou	Head Coach	1½	1960-1961
Shurmur, Fritz	Defensive Line	4	1978-1981
Smith, Jerry	Defensive Line	2	1960-1961
Spinney, Art	Offensive Line	7	1962-1968
Stoltz, Jerry	Receivers	4	1969-1972
Sumner, Charlie	Linebackers,		
	Defensive Backs	6	1973-1978
Taseff, Carl	Defensive Backfield	1	1964
Valek, Jim	Special Teams	3	1973-1975
Walker, Dick	Defensive Backs	1	1977
Weaver, Larrye	Defensive Backfield	4	1973-1976
Weber, Chuck	Def. Line/Backfield	4	1964-1967
Yewcic, Tom	Offensive Backfield	4	1967-68, 79-80
	Special Teams	3	1976-1978

STAFF PERSONNEL



DICK STEINBERG **Director of Player Development**

Regarded as one of the NFL's top talent hunters, Dick Steinberg rejoined the Patriots' organization when he was named Director of Player Development on February 9, 1981. In his new capacity, he is responsible for directing


the Patriots' overall scouting operation and use of the Patriots' computer system in the accumulation and management of scouting data.

Steinberg rejoined the Patriots after departing his position as a Patriot scout to become Director of College Scouting for the Los Angeles Rams in June, 1976. He remained in that post until being promoted to the position of Director of Player Personnel, a post he held until June, 1980.

After his four year stay with the Rams, Steinberg joined then General Manager Steve Rosenbloom as Vice President of Player Personnel with the New Orleans Saints. Steinberg later resigned that post on January 20, 1981 before rejoining the Patriots.

A native of Philadelphia, Steinberg played football and majored in physical education and health at Temple University. In addition to serving a two year tour of duty with the U.S. Army in France, Steinberg served as a high school coach at Philadelphia's Roman Catholic High (1960-61) and at Staunton (VA) Military Academy (1961-64). He then entered the collegiate coaching ranks as an assistant at Vanderbilt (1964-67) and Kansas State (1967-69).

Following a brief stint as a scout with the Dallas Cowboys in 1969, Steinberg spent three seasons as an assistant coach at Southern Mississippi (1970-72) before joining the Patriots as a personnel scout under then Director of Player Personnel Bucko Kilroy. Steinberg served with the Patriots from 1972 to 1976 before departing for the Rams.



BILL MCPEAK **Director of Pro Scouting**

Keeping track of pro football talent for the Patriots' organization is one of the NFL's most knowledgeable football men, Bill McPeak.

A star at the University of Pittsburgh, McPeak played for the Pittsburgh Steelers as a defensive end from 1949-57. During that span, McPeak played in the 1953, 1954 and 1957 Pro Bowls. To date, McPeak still shares the NFL record for career safeties with three.

During the final two years of his tenure at Pittsburgh, McPeak began his 16 year NFL coaching career. In 1959, he joined the Washington Redskins, staying with the 'Skins until 1965. Of his seven seasons with that club, the final five were as head coach. Included on his staff at Washington was a player personnel director named Bucko Kilroy, now the Patriots' general manager.


McPeak joined the Detroit Lions in 1967 as offensive coordinator, a post he held until he went to the Miami Dolphins in 1973.

While with the Dolphins as an offensive coach, the Dolphins won Super Bowl VIII, their second consecutive Super Bowl win and third straight Super Bowl appearance.


After suffering a serious illness during the 1974 off-season, McPeak remained out of the NFL on a full-time basis until being named to his present position on July 23, 1979.

When first named as general manager on April 6, 1979, Bucko Kilroy stated that one of his top priorities was to hire a pro scout, and he was elated to have the qualified McPeak join the Patriots' organization. Since that time, McPeak has been responsible for scouting present and prospective professional football talent both on film and in game situations.


STAFF PERSONNEL



PATRICK J. SULLIVAN
Asst. G. M.




DARRYL STINGLEY
Exec. Dir., Play. Pers.




JEANNETTE KEEFE
Asst. Treasurer



GEORGE BLACKBURN
Personnel Asst.



JOE MENDES
Personnel Asst.




BOB TEAHAN
Personnel Asst.




TOM HEALION
Head Trainer




GEORGE LUONGO
Equipment Mgr.




MICEAL CHAMBERLAIN
Dir., Marketing




TOM HOFFMAN
Dir., Media Relations



KEN DEININGER
Film Mgr.



KEVIN FITZGERALD
Ticket Mgr.



BILLY SULLIVAN
Stadium Mgr.



STEVE POREDA
System Analyst



JUDY QUIMBY
Admin. Asst., G.M.

STAFF PERSONNEL




NANCY MEIER
Admin., Play. Pers.




CLAUDIA SMITH
Dir., Public Afflars




LOU ASSAD
Dir., Team Security




DON BROCHER
Asst. Equip., Mgr.



JOHN WATERS
Asst. Trainer




DAVE WINTERGRASS
Asst. Dir., Media Relations




BILL FANTINI
Asst. Ticket Mgr.




MARITA NUNES
Asst. Ticket Mgr.



DENNIS CUNNINGHAM
Admin. Asst.



JEFF HAWKINS
Admin. Asst.



ED BAYLY
Stadium Operations



DEBBIE BLOOM
Pro Scouting



CAROL BONENFANT
Coach Meyer's Office



KEVIN CAVE
Stadium Operations



PATTI DEL GROSSO
Player Personnel

STAFF PERSONNEL



KRIS ERICKSON
Media Relations



HELEN IGO
Player Personnel




FRAN MAYNARD
Receptionist



PATTI MECHLINSKI
Pat Sullivan's Office



EDIE MYERS
Stadium Operations




RAY MYERS
Stadium Operations



PEG MYERS
Data Processing



TOM MCNAMARA
Stadium Operations



SCOTT OLKKOLA
Stadium Operations



SUSAN OUELETTE
Marketing, Cheerleaders Dir.



MARIE PASTER
Business Office



CURT REYNOLDS
Stadium Operations



BARBARA RUHL
Mr. Sullivan's Office



BEV SCOLLINS
Asst. Coaches



PATRIOT VETERANS



JULIUS ADAMS 85

DE 6-3 270
TEXAS SOUTHERN 11th year
DOB: 4-26-48 at Macon GA
HOW ACQUIRED: D-2, 1971

PRO: For the second straight year, Julius started all 16 games at right DE . . he finished second among the defensive linemen and eighth on the team in total tackles with 54 stops and 30 assists . . he also added 2½ sacks for 22 yards, five QB pressures and caused one fumble . . had his most productive day of the year with seven tackles and three assists vs. St. Louis (11-29) . . with the retirement of OC Bill Lenkaitis after the 1981 campaign, Julius now holds title to having the longest Patriot career on the current roster . . "The Jewel" also tops the current squad in games played as a Patriot (139) . . in 1980, he made his first and only Pro Bowl appearance . . was also selected as winner of the Jim Lee Hunt Memorial Award that cites the outstanding Patriot linemen . . he earned those honors with 52 tackles and seven assists (eighth on the team) . . also tied Tony McGee that year for team leadership on the sacks chart with 8½ for 65 yards . . finished second on the team in 1980 with nine QB pressures . . after missing all but the season opener of the '78 season with a shoulder injury, he returned in '79 to play all 16 games, his six QB sacks played a vital part in the Patriots' NFL leading total of 57 QB sacks . . "The Jewel" also accounted for 49½ tackles, 13 QB pressures and a fumble recovery in '79 while making seven starts . . his best day was a six tackle effort vs. Denver (11-11-79) along with a fumble recovery . . a strong and quick DE, Julius sets the example for the younger Patriot defenders . . while starting all 14 games in '77, Julius had 9½ sacks, including 4½ against the Falcons (12-4-77) in front of his hometown fans . . he also had 43 tackles on the year while leading the defensive line in total plays (841) . . Julius was the top tackler (47½) among the defensive linemen in '76 and also had six sacks and 12 QB pressures . . during his Patriots career, he has played three positions — DE, DT and LB for the club . . was Patriots leading sacker (7½) in '74 and was named as one of the NFL's top defensive linemen by Pro QB Magazine . . missed five games the following year (1975) with a foot injury but returned to spearhead the defense in '76 . . chosen to the UPI all-rookie team in 1971.

COLLEGE: Four year starter at Texas Southern where he was twice tabbed all conference.


PERSONAL: Married (Yvonne) . . father of three sons, Julius III (11), Chris (7), and Keith (3), as well as a daughter Simone (4) . . likes to hunt . . operates a farm in his hometown Macon, Ga. area.

GAMES PLAYED/STARTED: 1971 - 14/11, 1972 - 11/10, 1973 - 14/14, 1974 - 14/14, 1975 - 9/8, 1976 - 14/14, 1977 - 14/14, 1978 - 1/1, 1979 - 16/7, 1980 - 16/16, 1981 - 16/16, Total: 139/125.

STATS: Fumble Recoveries: 1971-1, 1973-1, 1979-1, Blocked a PAT attempt in 1974.

10 LARGEST CROWDS TO SEE THE PATRIOTS PLAY

Date	Crowd	City	Result
9-30-73	80,047	Miami	Dolphins 44, Patriots 23
10-20-74	80,020	Buffalo	Bills 30, Patriots 28
11-12-72	80,010	Miami	Dolphins 52, Patriots 0
12-15-74	79,420	Miami	Dolphins 34, Patriots 27
9-26-77	77,910	Cleveland	Browns 30, Patriots 27 (OT)
12- 9-73	75,841	Buffalo	Bills 37, Patriots 13
12-18-78	75,445	Miami	Dolphins 23, Patriots 3
11-11-79	75,103	Denver	Broncos 45, Patriots 10
11-29-79	75,037	Miami	Dolphins 39, Patriots 24
8-19-61	73,916	Philadelphia	N.Y.Titans 17, Patriots 7



RICHARD BISHOP 64

NT/DE 6-1 280
LOUISVILLE 7th year
DOB: 3-23-50 at Cleveland, OH
HOW ACQUIRED: FA, 1976


PRO: Richard started all 16 games at NT last season and led all Patriot defensive linemen in total tackles (83-19-102) and QB pressures (15) . . . his 4½ sacks was second on the team sack chart . . . had his busiest day of the season against Miami (11-8) when he had nine tackles, one sack, one QB pressure and he caused one fumble . . . missed the entire 1980 preseason and first three regular season games during a contract dispute . . . after inking a new pact on 9-24-80, Richard turned in 50 tackles and ten assists to finished second among the defensive linemen and sixth on the team . . . also had 5½ sacks for 53½ yards and 11 QB pressures . . . started one game at NT and four at left DE that year while also playing at tackle in four man rush situations . . . started 14 games in 1979 as knee injury vs. Buffalo (11-25) held him out of Miami (11-29) and NY Jets (12-9) games . . . returned to start final game vs. Minnesota (12-16) . . . eighth on team, third best tackler (54) among defensive linemen in '79 . . . runnerup in sack race with 8½ while adding 18 QB pressures . . . best day was seven tackle performance vs. Minn. (12-16) . . . earned starting role at DE in early '78 when Julius Adams was placed on injured reserve . . . opened with outstanding performance vs. All-Pro tackle Art Shell (Oakland) and won Jim Lee Hunt Memorial Award as team's outstanding lineman . . . also won 1776 Fan Club Unsung Hero Award in '78 . . . led Patriots in QB pressures (27), second in sacks (7) and third in tackles (75) . . . topped DL with 15 pressures as defensive unit was tops in AFC in '77 . . . pro grid career got off to a whirlwind start . . . 5th round pick of Cincinnati in 1974 NFL draft but was victim of final roster cut in camp . . . played with Hamilton Tiger-Cats (1974) and Ottawa Rough Riders (1975) of CFL the next two years . . . re-signed by Bengals as FA on 2-24-76 but cut again on 8-17-76 . . . signed by Patriots as FA on 9-5-76 and played in opening game vs. Baltimore . . . waived the following day, but re-signed five days later and played in final 13 games.

COLLEGE: All Missouri Valley Conference player who led Cardinals in tackles for two years.

PERSONAL: Married (Barbara) . . . active in N.E. area Special Olympics, Boy Scout groups and Boys' Club . . . works as auto broker and on President's Task Force on Youth Employment . . . likes to write and paint . . . spends the off-season in the Miami area.

GAMES PLAYED/STARTED: 1976 - 14/0, 1977 - 12/0, 1978 - 16/15, 1979 - 14/14, 1980 - 13/5, 1981 - 16/16, Total: 85/50.

STATS: Fumble Recoveries: 1976-2, 1977-1, 1978-2, 1979-1, 1980-1. Credited with one safety vs. Miami, 10-22-78. Blocked a field goal at Washington, 9-25-81.



DON BLACKMON 55


OLB 6-3 245
TULSA 2nd year
DOB: 3-14-58 at Pompano Beach, FL
HOW ACQUIRED: D-4, 1981

PRO: Don saw action in all 16 regular season games with no starts during his rookie campaign . . . after an impressive preseason he won a regular spot on the special teams and saw spot duty at the OLB posts . . . a big physical player who recorded 25 tackles, one QB pressure, one pass deflection and caused one fumble . . . has great athletic ability and strength and will push for a starting spot at OLB.

COLLEGE: A three-time All-Missouri Valley Conference selection who was the conference Defensive Player-of-the-Year in '80 . . . during his career, Blackmon was a three-year starter who recorded 40 tackles for minus yardage (239 total yds.) as a senior, anchored Tulsa defense with 15 tackles effort that led to Tulsa's first shut out victory since 1967, a 3-0 win over Kansas State . . . during the same year had 18 tackles, including three for losses in 28-27 win over Texas State.

PERSONAL: Married (Jacqueline) . . . enjoys photography . . . resides in Ft. Lauderdale area . . . plans to complete a degree in Advertising and Public Relations.

GAMES PLAYED/STARTED: 1981 - 16/0.



PETE BROCK 58

OC 6-5 275

COLORADO 7th year

DOB: 7-14-54 at Portland, OR

HOW ACQUIRED: D-Ib, 1976


PRO: In his sixth year as a pro, Pete finally became a fulltime starter at his college position—center . . . the massive Brock, one of the strongest players on the team, beat out Bill Lenkaitis for the starting spot and started all 16 games . . . prior to last season, he had never started at center in the pro ranks . . . in his first year as a starter, the Patriots team rushing average jumped from 3.8 yards a carry in 1980 to 4.1 yards per rush in 1981 . . . one of the Patriots' most versatile players, Pete played all 16 games of 1980 at center . . . worked as apex in the line behind Bill Lenkaitis, playing the second and fourth quarters while Lenkaitis played the first and third stanzas . . . primary backup at center and guard through first ten games of 1979, he started last six games at LT in place of the injured Dwight Wheeler . . . started at RG in 27-7 win over Chicago (10-7-79) and played three other positions (LT, WB and snapper) in same series of plays . . . his versatility in filling all positions and shoring up the Patriots' offensive line that was riddled with injuries earned Pete the 1976 Fan Club's Unsung Hero Award for 1979 . . . not only does he snap for FG, PAT and punts, Pete also has played as wingback or third TE in three TE offense . . . started at LG in place of absent John Hannah for first three games of '77 . . . as a rookie, Pete caught TD pass vs. NY Jets and was dubbed "Deep Threat" by teammates . . . one of three first round picks by Patriots in 1976 draft . . . he and Tim Fox were chosen with first round picks acquired from San Francisco in Jim Plunkett trade . . . second offensive lineman, 12th player selected in 1976 draft.

COLLEGE: Consensus All-America and co-captain at Colorado his senior year . . . teammate of Patriot TE Don Hasselbeck while playing for Buffs.

PERSONAL: Married (Karen) . . . father of two daughters, Stephanie (6) and Shannon (2), as well as two sons John (4) and Joshua (1) . . . began career in research and development with Nike Shoes, now in promotions with same company . . . brother Will played with Detroit and Kansas City . . . younger brother Stan was All-America lineman at Colorado and drafted in first round of '80 NFL draft by New Orleans . . . likes to fly-fish . . . co-proprietor with teammates Steve Nelson, Steve King and Bill Matthews of Wood, Inc., a firewood business.

GAMES PLAYED/STARTED: 1976 - 14/0, 1977 - 14/4, 1978 - 15/0, 1979 - 16/7, 1980 - 16/0, 1981 - 16/16, Total: 91/27.

STATS: Fumbles: 1979-2. Fumble recoveries: 1976-1, 1979-2, 1980-1, 1981-1. Receiving: 1976-one for six yards (TD) at N.Y. Jets, 11-21.



PRESTON BROWN 81

WR/KR 5-11 187

VANDERBILT 2nd year

DOB: 3-2-58 at Nashville, TN

HOW ACQUIRED: D-6, 1980

PRO: One of the fastest players on the Patriots, Preston hurt his back in the 1981 preseason finale vs. Washington and was placed on the injured reserve for the entire year on 8-31 . . . as a rookie in 1980, he made the active roster as a kick returner and fifth receiver . . . in the fifth game of the year (10-5 vs. NY Jets), Preston broke his left thumb and was placed on the injured reserve list for the balance of the year five days later . . . at that point he had handled most of the kickoff and punt return duties . . . led the Patriots during the preseason with 16 kickoff returns for 350 yards (21.9 avg.) including a 44 yarder vs. Oakland . . .

handled each of the Patriots' nine punt returns during the '80 preseason . . . the 162nd player drafted in '80, Preston was selected with one of the two picks acquired from Houston in exchange for OT Leon Gray.


COLLEGE: SEC's leading receiver as a senior with 52 receptions for 786 yards and 3 TDs . . . ranked eighth nationally in receiving as a senior . . . leading receiver in '79 Blue-Gray game with 4 catches for 78 yards . . . dangerous kick returner who tied SEC record with a 100 yard KO return vs. Ole Miss as a soph . . . returned a punt 90 yards for a TD in season opener of junior year (1978) vs Arkansas . . . 59 career punt returns for 497 yards (8.4 avg.) and 80 career KO returns for a school record 1,497 yards (18.7 avg.) . . . played in '80 Senior Bowl.

PERSONAL: Married (Linda) . . . was married two days before the start of the 1981 training camp and spent his honeymoon driving to the camp . . . graduated from Vanderbilt with a BA in May, 1981 . . . best singer on the squad . . . would like to pursue a career in music or law . . . plays both the piano and guitar . . . his sister has appeared in Broadway plays.

GAMES PLAYED/STARTED: 1980 - 5/0, (on injured reserve 10-10 through remainder of '80 season), 1981 - on injured reserve for entire season, Total: 5/0.

PUNT RETURNS													KICKOFF RETURNS				
Year	G	No.	FC	Yds.	Avg.	LG.	TD	No.	Yds.	Avg.	LG.	TD					
1980	5	10	1	42	4.2	14	0	9	156	17.3	26	0					
1981																	

on injured reserve for entire season



MARK BUBEN 63

DE 6-3 265

TUFTS 3rd year

DOB: 3-23-57 at Methuen, MA

HOW ACQUIRED: FA, 1979

PRO: Mark started the first four games of the year at left DE but later shifted to a backup role while playing in all 16 games on the year . . . on the year, he had 16 tackles and four assists . . . in the season opening 29-28 loss to Baltimore, he returned a fumble 31 yards to set up the Patriots' final score of the day . . . Mark set up another TD in the Patriots 33-17 win over Kansas City (10-4) when he intercepted a Bill Kenney pass and raced 49 yards . . . had a personal best game effort of seven tackles vs. Dallas (9-21) . . . a persistent ankle injury in preseason play felled him for the entire 1980 season . . . as a free agent rookie in 1979, he made the active roster and appeared in all 16 games as a reserve DE and special teams player . . . was credited with seven and one-half tackles that year.

COLLEGE: A local hero, Mark played his college ball at nearby Tufts University, a Division III school in Medford . . . MVP as a senior and Kodak Division III All-America selection . . . also college division winner of the prestigious New England football award, the Golden Helmet Award . . . in his final year as a collegian, had 12 QB sacks, 90 unassisted tackles and 10 blocked passes in nine games.


PERSONAL: Single . . . father is an Orthodox Minister . . . didn't play football until senior year in H.S. . . . an avid weight trainer, he spends the off-season doing conditioning work . . . active in various community causes including Special Olympics, Bloodmobile Drive and raising funds for the Boston Symphony.

GAMES PLAYED/STARTED: 1979 - 16/0, 1980 - on injured reserve for entire season, 1981 - 16/4, Total: 32/4.

STATS: Interceptions: 1981-one for 49 yds. vs. K.C. Chiefs, 10-4. Fumble Recoveries: 1979-1, 1981-1.

FOR THE RECORD

Stanley Morgan has surpassed the 100 yard receiving mark in 14 games during his five year pro career. That mark is tops in Patriots' club history. Jim Colcough ranks second in that category with nine such games while Harold Jackson had eight 100 yard games as a Patriot and Gino Cappelletti had seven during his Patriot career.



DON CALHOUN 44

RB 6-0 213
KANSAS STATE 9th year
DOB: 4-29-52 at Muskogee, OK
HOW ACQUIRED: FA, 1975

PRO: Don started the first four games of 1981 at fullback until the return of Sam Cunningham and later started three more times there when Cunningham was injured . . . he finished fourth on the Patriots in rushing with 205 yards and 2 TDs on 57 carries . . . he added another 71 yards on seven receptions and returned two kickoffs for 38 yards . . . during his pro career spanning eight seasons, the dedicated Calhoun has never missed a game due to injury . . . he became the Patriots third ranked all-time leading rusher with a 49 yard rushing effort at Houston on 11-10-80 . . . on the Patriots all-time rushing chart, his 3,391 yards on 820 attempts ranks behind only Sam Cunningham (1,376-5, 432) and Jim Nance (1,323-5,323) . . . Don's 4.16 career rushing average is the second highest in club history to only Carl Garrett's 4.16 career average . . . had his top rushing day of 1981 with a 60 yard effort on seven attempts at Philadelphia (9-13) . . . Don started all 16 games at FB in 1980 and was the team's second best rusher behind RB Vagas Ferguson with 787 yards on 200 carries, the best season mark of his career . . . his nine rushing TDs in 1980 was impressive considering he had had only 12 TDs in his previous six campaigns . . . his 200 rushes accounted for 34% of the Patriots' 588 rushing attempts while his 787 yards on the ground were 35% of the team total of 2,240 rushing yards . . . played a primary role in the Patriots' finish as AFC team rushing runnerup to Houston in '80 . . . in the final game of the season, "Houn" had his best day of the year in rushing for 113 yards on 16 carries (7.06 avg.) to help spark a come-from-behind 38-27 win at New Orleans . . . when he gained 106 yards on 19 attempts against Baltimore (11-23-80) he joined Ferguson (100 yards) in becoming the first pair of Patriot backs in club history to rush for over 100 yards in the same game . . . finished ninth among AFC rushers in '80 . . . although he didn't win a starting role at the opening of the 1979 season, Don made six starts in place of starters Sam Cunningham (FB) and Andy Johnson (HB) and finished the year as the club's third best rusher behind Cunningham and Horace Ivory . . . he also tied Cunningham for team leadership in rushing TDs with 5 scores . . . Don's best day of 1979 was an 83 yard rushing effort on 20 carries vs. Buffalo on 11-25 . . . had the longest run of his pro career vs. St. Louis (9-10-78) when he dashed 73 yards on the final play of the first half, only to be stopped one yard short of the goal line . . . '77 saw Don ranked ninth among AFC rushers . . . emerged from the background in 1976 to help lead the Patriots to a playoff spot when he took the place of starting FB Cunningham who was injured in the tenth game of the season . . . he ripped off four consecutive games with over 100 yards rushing vs. Baltimore (24-141), NY Jets (22-109), Denver (25-177) and New Orleans (22-113) . . . his 5.6 rushing avg. was tops in the NFL in '76 . . . was Buffalo's 10th round choice in 1974, playing in all 14 games for the Bills that year . . . after playing first six games of '75, he was waived by the Bills and signed as a FA with the Patriots on 11-22-75 . . . ironically, he caught the Patriots' longest reception of 1975 (62 yards) from former Kansas State teammate Steve Grogan against the Bills.

COLLEGE: Playing both halfback and fullback as he now does for the Patriots, Don gained 1300 yards during his career with the Wildcats.

PERSONAL: Married (Donna) . . . father of three daughters, Janell (12), Angela (10), and Kimberly (8) as well as a son, Don, Jr. (2) . . . avid weight trainer who pound for pound is one of the team's strongest players . . . enjoys horseback riding . . . active in Special Olympics and Big Brothers-Big Sisters programs in off-season residence of Wichita . . . raised in a family of four children.

GAMES PLAYED/STARTED: 1974 - 14/1, 1975 - 11/0, 1976 - 14/3, 1977 - 14/14, 1978 - 14/2, 1979 - 16/6, 1980 - 16/16, 1981 - 15/7, Total: 114/49.

FOR THE RECORD

Don Calhoun is one of three players on the Patriots' 1982 training roster who played his college ball at Kansas State. The others are QB Steve Grogan and DE Steve Clark.

Year	G	No.	RUSHING						RECEIVING			
			Yds.	Avg.	LG.	TD	No.	Yds.	Avg.	LG.	TD	
(1974-Buff., 1975-Buff. (6), NE (5))												
1974	14	21	88	4.2	15	0	2	10	5.0	-	0	
1975	11	42	184	4.4	38t	1	5	111	22.2	62t	1	
1976	14	129	721	5.6	54	1	12	56	4.7	12	0	
1977	14	198	727	3.7	25	4	13	152	11.7	47	0	
1978	14	76	391	5.1	73	1	3	29	9.7	15	0	
1979	16	137	456	3.3	29	5	15	66	4.4	14	1	
1980	16	200	787	3.9	22t	9	27	129	4.8	12	0	
1981	15	57	205	3.6	33	2	7	71	10.1	20	0	
Totals	114	860	3559	4.1	73	23	84	624	7.4	62t	2	

Single Game Career Highs

Most Carries—27, vs. Baltimore (10-23-77)

Most Yds. Rush.—177, vs. Denver (11-28-76)

Longest Run—73, at St. Louis (9-10-78)

100 Yard Rushing Games

1975 — vs. NY Jets (12-7) 15-103-1 (38t)

1976 — at Baltimore (11-4) 24-141-0 (54)

at NY Jets (11-21) 22-109-0 (12)

vs. Denver (11-28) 25-177-0 (26)


vs. New Orleans (12-5) 22-113-0 (24)

1978 — at St. Louis (9-10) 17-143-0 (73)

1980 — vs. Baltimore (11-23) 19-106-2 (20)

at New Orleans (12-21) 16-113-1 (22t)

OTHER STATS: Fumbles: 1975-3, 1976-4, 1977-3, 1978-1, 1979-2, 1980-2, 1981-1. Fumbles recoveries - 1979-1.



RICH CAMARILLO 3

(Pronounced Cam a rio)

P 5-11 191

WASHINGTON 2nd year

DOB: 11-29-59 at Whittier, CA

HOW ACQUIRED: FA, 1981

Right-footed kicker

PRO: A bright spot in the Patriots' 1981 special teams play, Rich was named to the Football Digest's All-Rookie team and had the longest punt of the season in the NFL with a 75-yd. boot at Oakland (11-1) . . . three weeks later, he let go a 72-yd. punt at Buffalo (11-22), the third longest punt of the year in the league . . . originally signed by the Patriots as a free agent on 5-18-81, Rich attended the Patriots' 1981 training camp and was active for three preseason games . . . was waived on 8-24-81 as part of the NFL mandated roster reduction to 50 players . . . was re-signed after seven weeks of the regular season (10-19) and became the third punter on the Patriots' roster before the season's midway point . . . set an individual team record 41.7 avg. on 47 punts . . . is a two step right-footed punter.

COLLEGE: Spent the first two years as a collegian at Cerritos (CA) J.C. where he averaged 40.5 yds. per punt and 42.8 yds. as a soph . . . transferred to Washington in '79 and punted 51 times for 2,077 yds. and a 40.7 avg. as a junior . . . his longest punt that year travelled 60 yds. . . . third-ranked punter in PAC-10 that year . . . as a senior, he averaged 37.9 yds. per punt on 52 punts . . . longest punt went 57 yds.


PERSONAL: Single . . . plans to complete degree in Communications during pro offseason . . . his uncle Leo Camarillo, is on professional rodeo circuit and was named 1977 Cowboy-of-the-Year . . . younger brother Gary plays DB at Cerritos (CA) J.C. . . . longest punt in high school travelled 71 yds.

OTHER STATS: Fumbles: 1981-1. Fumble Recoveries: 1981-1.

Year	No.	Yds.	PUNTING				Blk.
			Avg.	TB	In 20	LG	
1981	47	1959	41.7	9	12	75	0

PATRIOTS AT SCHAEFER STADIUM . . .

From 1976-1980, the Patriots recorded a 29-9 record on their home turf at Schaefer Stadium. In those 38 games, the Patriots scored a total of 1234 points while allowing 793. In their 29 victories at home during that period, they won by an average score of 31.2 to 13.6 while losing the nine games by an average score of 24.6 to 17.6.



MATT CAVANAUGH 12

QB 6-2 212

PITTSBURGH 5th year

DOB: 10-27-56 at Youngstown, OH

HOW ACQUIRED: D-2, 1978

PRO: Matt's second year as a starting QB proved to be a difficult one in that the club won only once in his eight starts . . . taking over from starter Steve Grogan in the second half of a 13-3 loss at Philadelphia (9-13), Matt started the next four games . . . in his first start of the 1981 season, he connected on 14 of 26 attempts for 235 yards but hurled four interceptions in a 35-21 loss to Dallas on Monday Night (9-21) . . . the following Sunday, he made a homecoming return to Pittsburgh, site of many of his college quarterbacking heroics . . . in that game, he tossed a career high 42 pass attempts and hit on 22 for 325 yards and one TD . . . that was the first and only 300 yard passing game of his career . . . he also rushed three times for 17 yards and caught a nine yard flea flicker pass in the 27-21 overtime loss to the Steelers (9-27) . . . in a 28-24 loss to the NY Jets on 10-11, he was removed from the lineup and did not see action again until the Patriots—Jets rematch on 11-15 . . . in the game, he replaced the injured Grogan in the second half of play and then started the next four games . . . during the streak, he completed 17 of 24 passes (70.8%) for 245 yards vs. St. Louis (11-29) . . . playing in only the last two drives of the season finale at Baltimore, Matt completed 11 of 16 passes for 145 yards and one TD . . . making his first start as a pro, Matt guided the Patriots to their biggest point outburst of the year as they scored a 47-21 win over Baltimore (11-23-80) . . . starting in place of the injured Steve Grogan, who was ailing with two sore knees, Matt connected on 10 of 21 passes for 150 yards and one TD while rushing another 35 yards on seven carries . . . after injuring his left knee in that contest, which forced him to sit out the following week's loss at San Francisco, he returned to start the final three games of the '80 season . . . all in all, the Patriots won three of four games behind Matt, with the lone loss a 16-13 overtime defeat in Miami (12-8-80) . . . his best game was in the season finale at New Orleans (12-21-80) as he led the Patriots to a 38-27 come-from-behind win . . . on that day, he threw three TD passes while completing 16 of 28 passes for 233 yards . . . on the year, he set a club record for season passing completion percentage by hitting on 60% of his passes (63 of 105) . . . Babe Parilli, had held the previous record of 55.3% . . . in addition, he had a whopping 8.43 yard per attempt mark . . . in a spectacular aerial performance during the preseason, Matt completed 14 of 21 passes for 300 yards and three TDs (including two TD tosses in the final four minutes) during the second half to direct the Patriots to a thrilling 35-31 win over the Rams (8-12-80) . . . when he isn't engineering the offense, he placeholders for the NFL's top scorer the past two seasons, John Smith . . . following the '80 season, he underwent successful surgery on his left knee to repair torn cartilage . . . played in 13 games in his second pro campaign, (1979) mostly as placeholder for Smith . . . saw signal calling action vs. Jets (9-9-79), throwing one complete pass for ten yards . . . rookie year was spent learning and rehabilitating from Spring, 1978 knee surgery, . . . missed three games in '79 (Balt., Buff. and Miami) following minor knee (right) surgery (11/12) to remove bone chips, but returned to action for final two games.

COLLEGE: Record laden career with Panthers enabled him to be chosen 50th in 1978 NFL draft . . . holds Pitt records for most passing TDs (5) in a game (vs. Duke, '76), most TD passes (15) in a season ('77), most career TD passes (31) and total offense in one game (370 yards vs. Duke, '76) . . . wrist injury early in senior year forced him to sit out only three weeks, then he returned to lead Pitt over Clemson in Gator Bowl (36-23-378-4 TDs) to win MVP honors . . . as a junior, he broke a leg but returned a month later to steer Pitt to Sugar Bowl win over Georgia (game MVP) and to National College Championship.

PERSONAL: Married (Nancy) . . . met his wife of one year when she was working as a secretary at Bryant College, home of the Patriots' summer training camp . . . was named as the recipient of the 1981 Frito-Lay Community Service Award for his active involvement in the Rhode Island Special Olympics and Youngstown, Ohio (his hometown) Multiple Sclerosis programs . . . is serving as the 1982 Honorary Chairman of the Rhode Island Special Olympics . . . his efforts with the program in helped generate \$40,000 in funds in 1981 . . . his favorite hobby

is golf . . . brother Ken played for Youngstown State while another brother, Dan, is a junior QB at Pitt.

GAMES PLAYED/STARTED: 1978 - 0/0, 1979 - 13/0, 1980 - 16/4, 1981 - 16/8, Total: 45/12.


Year	G	Att.	Comp.	PASSING Pct.	Yds. No Attempts	TD	Int.	LG	LAP
1978	0								
1979	13	1	1	100.0	10	0	0	10	0-0
1980	16	105	63	60.0	885	9	5	40	8-62
1981	16	219	115	52.5	1633	5	13	65	24-165
Totals	45	325	179	55.1	2528	14	18	65	32-227

9-9	vs. NY Jets	Att.	Comp.	1979 Pct.	Yds.	TD	Int.	LG	LAP
		1	1	100.0	10	0	0	10	0-0
10-5	at NY Jets	15	9	60.0	155	1	1	37t	2-16
10-12	vs. Miami	6	4	66.7	48	1	0	17	1-10
11-23	vs. Baltimore	21	10	47.6	150	1	1	40	1-9
12-8	at Miami	16	12	75.0	163	1	0	38t	2-20
12-14	vs. Buffalo	19	12	63.2	136	2	2	26	2-7
12-21	at New Orleans	28	16	57.1	233	3	1	39	0-0
1980	Totals	105	63	60.0	885	9	5	40	8-62

9-13	at Philadelphia	12	4	33.3	41	0	2	16	1-9
9-21	vs. Dallas	26	14	53.8	235	0	4	43	2-10
9-27	at Pittsburgh	42	22	52.3	325	1	1	45	2-11
10-4	vs. Kansas City	19	10	52.6	162	1	2	41	2-17
10-11	at NY Jets	20	8	40.0	110	0	2	28	4-33
11-15	vs. NY Jets	15	5	33.0	48	0	0	16	5-27
11-22	at Buffalo	12	6	50.0	133	1	0	65	1-8
11-29	vs. St. Louis	24	17	70.8	245	0	2	41	3-19
12-6	at Miami	20	12	60.0	138	1	0	31	2-16
12-13	vs. Buffalo	13	6	46.2	51	0	0	9	2-15
12-20	at Baltimore	16	11	68.8	145	1	0	42	0-0
1981	Totals	216	115	52.5	1633	5	13	65	24-165

Year	G	No.	RUSHING Yds.	Avg.	LG	TD
1978	0					
1979	13	1	-2	-2.0	-2.0	0
1980	16	19	97	5.1	22	0
1981	16	17	92	5.4	11	3
Totals	45	37	187	5.1	22	3

OTHER STATS: Fumbles: 1980-1, 1981-2. Fumble Recoveries: 1980 - 1. Receiving: 1981: One — nine yds. from A. Johnson at Pittsburgh, 9-27.



ALLAN CLARK 35

RB/KOR 5-10 190
NORTHERN ARIZONA 3rd year
DOB: 6-8-57 at Grand Rapids, MN
HOW ACQUIRED: D-10b, 1979

PRO: Allan missed the entire '81 season with a right knee injury sustained in training camp . . . he was placed on injured reserve on 8-17 for the entire year . . . surgery and a vigorous rehabilitation and conditioning program have put Allan in top form as he enters his fourth NFL training camp with the Patriots . . . a broken left thumb suffered in the final '80 preseason contest at Seattle (8-29) didn't prevent Allan from making another big contribution following a stellar rookie campaign . . . placed on the injured reserve list on 9-3, he missed the first five regular season games . . . reactivated on 10-10, Clark saw action two days later in the 34-0 blanking of Miami . . . that was his best day of '80 as he ran seven times for 35 yards and a 14-yard TD . . . the 271st player taken in the 1979 draft, Allan was the final player selected by the Patriots that year . . . despite his small size, he became the "kamikazee kid" on the special teams and his outstanding special teams play in preseason won him a spot on the roster . . . top tackler in 1979 on the kickoff coverage squad with 10 stops . . . ranked sixth in AFC in 1979 among kickoff returners with 816 yards on 37 returns (22.1 avg.) . . . Allan won the admiration of Patriot fans for his special teams play and was chosen as Patriots' Rookie-of-the-Year by the Patriots' 1776 Fan Club . . . his best rushing day was in Patriots' 50-21 win over Baltimore (11-18-79) when he ran 65 yards on nine carries including a 15-yard TD run.


COLLEGE: Second-team All-America selection who had 3,575 all purpose yards in four years of play . . . had a 4.87 rushing average (2,753 on 552 attempts) . . . scored first two times he handled the ball in college . . . as a halfback option passer, went 7 for 9 including five TD passes.

PERSONAL: Married (Deborah) with two sons, Allan Jr. (5) and Michael (3) and one daughter, Kristi (1) . . . completed course work during off-season at the Patriots' summer home, Bryant College and was awarded a B.S. in Marketing from Northern Arizona, Spring 1982 . . . lists training, fishing and hunting among his favorite pastimes . . . also involved in training personal protection dogs . . . his wife Deborah and Mosi Tatupu's wife Linnea are second cousins.

GAMES PLAYED/STARTED: 1979 - 16/0, 1980 - 11/0, 1981 - on injured reserve for entire season, Total: 27/0.

Year	G	RUSHING					No.	KICKOFF RETURNS				TD
		Att	Yds.	Avg.	LG.	TD		Yds.	Avg.	LG.		
1979	16	19	84	4.4	19	2	37	816	22.1	38	0	
1980	11	9	56	6.2	15	1	3	21	7.0	13	0	
1981	On injured reserve for entire season.											
Totals	27	28	140	5.0	19	3	40	837	20.9	38	0	

OTHER STATS: Fumble Recoveries: 1979 - 2, 1980 - one for 15 yds. (TD) vs. Baltimore, 11-23.



STEVE CLARK 65


DE 6-5 270
KANSAS STATE 2nd year
DOB: 10-29-59 at Chattanooga, TN
HOW ACQUIRED: D-5, 1981

PRO: Steve benefited from a good rookie training camp . . . however, knee problems plagued him during the preseason and he was placed on injured reserve (9-1) . . . Steve played in all four Patriots' preseason games and recorded three tackles and one QB pressure . . . was reactivated on 10-2, and played in seven regular season games with no starts . . . saw action on special teams and spot duty at DE post before a left knee injury, sustained in 17-6 loss at NY Jets, shelved him for the remainder of the season . . . he was placed on injured reserve again, on 11-16 . . . showed good promise in '81 as a pass rusher . . . tremendous size and speed will be beneficial in competing for a spot on the defensive line in '82.

COLLEGE: Excelled as a senior in '80 with 68 tackles and four sacks . . . was the Wildcats' Defensive Player-of-the-Week vs. Iowa State (10-11-80) with 14 tackles, one QB sack and one fumble recovery . . . played at DT as a frosh and soph and switched to DE during his junior and senior years.

PERSONAL: Single . . . graduated Spring of '81 with a degree in Elementary Education . . . spent past offseason teaching Elementary School, K-6 in Manhattan, KS . . . comes from an Air Force family, spent some of his childhood at Hanscom Air Force base in Bedford, MA.

GAMES PLAYED/STARTED: 1981 - 7/0.



RAY CLAYBORN 26

CB 6-0 186
TEXAS 6th year
DOB: 1-2-55 at Forth Worth, Tx
HOW ACQUIRED: D-1a, 1977

PRO: Opposing offenses have begun to stay away from Ray at left CB and with good reason . . . his 67 tackles and 14 assists rated third among the Patriots secondary and he led the team for the third year in a row with six pass deflections . . . had two interceptions on the year, with both coming against Miami (11-8), one of which he returned 39 yards . . . the two steals increased his career interception total to 16, the tenth highest total in club history . . . had a season high of six tackles and two assists against Dallas (9-21) . . . also had fumble recoveries at Philadelphia (9-13) and Miami (12-6) . . . in 1980, he broke Mike Haynes' four year reign as team interception leader by topping the squad with five steals . . . four of his five interceptions set up two TDs and two FGs . . . had nine pass deflections in '80 . . . in the Patriots' big 34-0 win over Miami (10-12-80), Ray recorded two interceptions that setup 10 of

the Patriots' points . . . his most productive day was his eight tackle effort in a 47-21 win over Baltimore on 11-23-80 . . . finished one tackle behind FS Tim Fox (44-12-56) as second best tackle producer among Patriot secondary with 53 initial hits and two assists . . . recorded a fumble recovery in the season opener vs. Cleveland to setup a Patriot TD . . . figured in 15 of the 45 passes blocked by Patriot defenders in '79 while finishing fourth on the squad in tackles (58½) . . . having become a full time corner, Ray's role as the Patriots' primary kickoff returner was taken over by rookie Allan Clark in 1979, but he filled in for the injured Clark vs. Baltimore (10-28-79) to return two kickoffs for 33 yards . . . in his sophomore season (1978), he earned the starting role at corner for all 16 games and was 10th among AFC kickoff returners (27 for 636 yards, 23.6 yard avg.) . . . as the 16th player taken in the '77 NFL draft (choice from San Francisco in Jim Plunkett trade), he broke into the NFL in stellar fashion, setting five Patriot kickoff return records as a rookie . . . his 101 yard KOR vs. Balt. (12-18-77) for a TD was the NFL's longest of the year . . . he added KOR's of 100 yards (vs. NY Jets, 10-2-77) and 93 yards (vs. Buffalo, 11-6-77) to lead the league in that department for the '77 season . . . Ray's 869 kickoff return yards was second best in both the AFC and NFL in '77 . . . as a rookie, he was named to PRO FOOTBALL WEEKLY'S all-AFC and all-pro squads as a kickoff returner . . . now playing with greater confidence at the increasingly difficult corner position, Ray is expected to emerge as one of the top corners in the NFL in the seasons to come.

COLLEGE: A two sport standout at Texas, Ray played both football and ran on the track team . . . while a sophomore RB, he gained 209 yards on 74 carries for the Longhorns, but switched to the secondary for his final two college seasons . . . turned in six interceptions and 23 blocked passes in college . . . as a return specialist at Texas, he returned punts for 477 yards and kickoffs for another 582 yards, including a 95 yarder for a TD vs. Boston College (1974).

PERSONAL: Single . . . has spent every off-season in the Austin, Texas area since graduating with a degree in communications . . . works as a real estate salesman there . . . includes horseback riding and jogging as favorite pastimes . . . college roommates were Earl Campbell (Houston) and Alfred Jackson (Atlanta).

GAMES PLAYED/STARTED: 1977 - 14/1, 1978 - 16/16, 1979 - 16/16, 1980 - 16/16, 1981 - 16/16, Total: 78/65.

Year	G	KICKOFF RETURNS					INTERCEPTIONS				
		No.	Yds.	Avg.	LG.	TD	No.	Yds.	Avg.	LG.	TD
1977	14	28	869	31.0	101t	3	-	-	-	-	-
1978	16	27	636	23.6	60	0	4	72	18.0	44	0
1979	16	2	33	16.5	20	0	5	56	11.2	27	0
1980	16	-	-	-	-	-	5	87	17.4	29	0
1981	16	-	-	-	-	-	2	39	19.5	39	0
Totals	78	57	1538	27.0	101t	3	16	254	15.9	44	0

OTHER STATS: Fumble Recoveries: 1978-1, 1980-1, 1981-2.



TONY COLLINS 33

RB/KR 5-11 203
EAST CAROLINA 2nd year
DOB: 5-27-59 at Sanford, FL
HOW ACQUIRED: D-2, 1981

PRO: Tony started his pro career in super style, leading the Patriots in rushing with 873 yards on 204 carries . . . that effort broke Vagas Ferguson's club record for rushing yards in a rookie season (818) set the year before and was the fourth highest season rushing total in club history . . . Tony also ranked eighth in the AFC in rushing and third among all NFL rookies, finishing behind only George Rodgers of New Orleans (1,674 yards) and Joe Delaney of Kansas City (1,121 yards) . . . starting 11 of the season's first 12 games, Tony had the top team rushing effort of the year and his only 100 yard game when he ran for 103 yards on 22 carries at Washington (10-25) . . . Tony's combined yardage total (rushing-receiving-returns) of 1,893 yards was bettered in the AFC by only James Brooks of San Diego who had a 2,093 combined total yardage output . . . in his first pro game, he rushed 15 times for 81 yards, caught three passes for another 48 yards and added 65 more yards on 3 kickoff returns against Baltimore (9-6) . . . Tony was the 11th RB and 47th player taken in the 1981 draft.

COLLEGE: A super productive three year starter for the Pirates, he gained an average of 9.3 yards every time he touched the ball . . . as a junior he averaged 154.1 all purpose yards per game while leading ECU with 1,130 yards on 154 carries (7.34 avg.) . . . running from wishbone attack as a junior, he ran for 14 TDs and over 100 yards in five games . . . an excellent kickoff returner, Tony holds his school's season records for most KORs (37), total KOR yards (990) and longest KO return — 100 yards for a TD vs. both Florida State and N.C. State.

PERSONAL: Married (Samera) . . . a Special Education major at ECU who is working towards completion of his degree during his pro off-seasons . . . comes from a family of 16 children that includes 9 boys and 7 girls . . . worked for his father's construction business while growing up in his hometown of Penn Yan in Central New York State.

GAMES PLAYED/STARTED: 1981 - 16/11.

Year	RUSHING					RECEIVING				
	No.	Yds.	Avg.	LG	TD	No.	Yds.	Avg.	LG	TD
1981	204	873	4.3	29	7	26	232	9.0	22	0

KICKOFF RETURNS							
Year	G	No.	Yds.	Avg.	LG	TD	
1981	16	39	773	19.8	30	0	

Single Game Career Highs

Most Carries — 22, at Washington (10-25-81) 100 Yards Rushing Games

Most Yds. Rushing — 103, at Washington (10-25-81)


Longest Run — 29, vs. Kansas City (10-4-81)

Most Receptions — 4, at Pittsburgh (9-27-81)

Most Yds. Receiving — 48, vs. Baltimore (9-6-81)

Longest Reception — 22, vs. Baltimore (9-6-81)

OTHER STATS: Punt Returns: 1981-three for 15 yds. Passing: 1981-zero for one. Fumbles: 1981-8. Fumble Recoveries: 1981-2.



CHARLES COOK 97

NT 6-3 255

MIAMI (FL) 1st year


DOB: 5-13-59 at Cleveland, OH

HOW ACQUIRED: FA, 1981

PRO: Signed as a free agent on 5-20-81, Charles was impressive in training camp, but succumbed to a left knee and left ankle injury late in the preseason . . . was placed on injured reserve for the year on 8-27 . . . one of several young defensive linemen expected to push for a roster spot behind veteran Richard Bishop and first round choice Lester Williams.

COLLEGE: Was recruited by Miami as a DB, but gained 40 lbs. (185 to 225) and was moved to LB for soph and junior years . . . after gaining an additional 15 lbs., he was moved to DT where he saw action playing behind Lester Williams, one of the Patriots' two first round choices in 1982.

PERSONAL: Single . . . avid weightlifter . . . comes from a family of six brothers and four sisters . . . lists fishing and billiards among his favorite pastimes.



BOB CRYDER 75

OG 6-4 293

ALABAMA 5th year

DOB: 9-7-56 at East St. Louis, IL

HOW ACQUIRED: D-1, 1978

PRO: Quickly maturing as an NFL guard, Bob was the regular starter at right guard for the first time in his four NFL seasons . . . an avid weight trainer, he improved his overall strength and increased his body weight 20 lbs. during the '82 offseason and promises to be a dominant blocker in seasons to come . . . started 15 games in '81, missing only the


Washington contest (10-25) with a minor knee injury suffered in a mid-week practice . . . started two games at right guard in place of Sam Adams in both 1979 and 1980 before winning the starting post there prior to the start of the '81 campaign . . . along with fellow linemates and first round draft picks, OC Pete Brock (76) and OG John Hannah (73), Bob helped form a kickoff return wedge that helped spring former patriot Horace Ivory on many of his long returns that made him the NFL's top kickoff returner in 1980 . . . Bob's sophomore campaign (1979) was much more successful than his rookie year in that he was active for all 16 games . . . as a promising rookie, he was placed on injured reserve after five games following surgery for a chronic wrist injury . . . he rebounded to add great depth to the offensive line and started the final two games (vs. NY Jets and Minn.) at RG after Sam Adams injured an ankle . . . as Patriots top choice in 1978 draft, he was the 18th overall selection.

COLLEGE: Followed in the footsteps of linemate John Hannah at Alabama . . . while a strong side guard in the Tide's wishbone, he showed his versatility by playing tackle in the Senior Bowl . . . won Jacobs Award as a senior for being top blocker in SEC . . . timed at 5.1 in 40 and at 2.8 in the 20.

PERSONAL: Single . . . spends the off season in hometown of O'Fallon, IL. (St. Louis suburb) where he is an active businessman . . . owns and operates a clothing store — "Casual Wear, Ltd.", a restaurant — "Marilyn's Pie Pantry" and an electronic games arcade . . . also helps operate a nautilus training center . . . hobbies include fishing and gun collecting.

GAMES PLAYED/STARTED: 1978 - 5/0, (on injured reserve 10-6 through remainder of '78 season), 1979 - 16/2, 1980 - 16/2, 1981 - 15/15, Total: 52/19.

STATS: Fumble Recoveries: 1979 - 1.



SAM CUNNINGHAM 39

FB 6-2 233

USC 9th year

DOB: 8-15-50 at Santa Barbara, CA

HOW ACQUIRED: D-1b, 1973

PRO: Sam returned to the Patriots' lineup after missing the 1980 season in a contract dispute and eclipsed three club career marks all previously held by Jim Nance . . . signing a new contract on 9-14-81, Sam was activated on 9-25 and made his first playing appearance since 12-16-79 when he rushed six times for 24 yards at Pittsburgh on 9-27 . . . the following week, he carried the ball seven times for 16 yards, but suffered a hamstring injury that sidelined him for the next two games . . . Sam returned to play in eight of the final nine games and finished the year as the Patriots' third leading rusher with 269 yards and four TDs on 86 attempts . . . when he rushed for a seven yard gain with 10:16 to play in the first half against St. Louis on 11-29, Sam surpassed Jim Nance as the Patriots' all-time career rushing leader . . . at season's end, Sam's career rushing total was 5,432 yards, 109 yards more than Nance's previous club record of 5,323 yards . . . in addition, Sam's 1,376 rushing attempts through eight seasons of play is also a new club mark, breaking Nance's former record of 1,323 career carries . . . with four rushing TDs in 1981, Sam also set a club mark for total career TDs, raising his total to 49 (43 rushing and six receiving) to move ahead of Nance's former club record of 46 career TDs . . . although he had only 12 receptions for 92 yards in 1981, Sam is still the Patriots leading active receiver for career receptions with 210 catches for 1,905 yards and six TDs . . . in scoring four TDs last year, he also moved into the third spot on the Patriots all-time career scoring list with 294 points, to rank behind only Gino Cappelletti (1,130) and John Smith (650), both of whom are kickers . . . in his eight years of play, Sam has led the Patriots in rushing during six of those seasons . . . he was off to a solid start in '79, rushing for 419 yards on 101 carries (4.14 avg.) in the first six games before succumbing to a rash of injuries . . . sat out the second half of the season's seventh game, a 27-7 Patriots win at Chicago (10-14) because of shoulder problems . . . played the next game, a pivotal 28-13 win over Miami at Foxboro (10-21), but sat out the Patriots 31-26 defeat at Baltimore the next week (10-28) because of the shoulder problems . . . three weeks later (11-28), in the rematch between the Colts and Patriots, he twisted an ankle in the early going and sat out the balance of the contest as well as

the next two games, both losses (Buffalo 16-13 OT and Miami 39-24) . . . made a return to the lineup in the fifteenth game vs NY Jets (12-9), rushing for 39 yards and 1 TD on 14 carries, but was felled with a knee injury late in the final stanza . . . placed on the injured reserve list the next week (12-12) and missed the season finale . . . prior to his bout with injuries in '79, Sam had chalked up back to back complete seasons the previous two years . . . had his best day in '79 against Detroit (10-7), handling 20 of the Patriots 45 rushing attempts and gaining 93 yards on the day for a 4.7 average . . . '78 was his best overall as a pro, as he made his lone Pro Bowl appearance after accumulating 1,065 total offensive yards . . . his 768 rushing yards topped the Patriots and he finished fourth on the club's receiving list with 297 yards on 31 receptions . . . has had 11 100 yard rushing games during his career, his most recent a 141 yard effort on 25 carries at San Diego (10-16-77) . . . became the first Patriot since Jim Nance in 1967 to rush for over 1000 yards in a season, accomplishing that task with 1,015 yards on 270 attempts to rank fifth in the AFC and eighth among all NFL runners . . . despite missing three games in '76 playoff drive, led club in rushing (824 yards) while finishing eighth on the AFC chart . . . although a broken leg ended his season after ten games in 1974, he was named team MVP . . . stepped in as a rookie to start in ten games while playing the entire year, and led the club in rushing (516 yards) which still ranks as the best rushing performance by a rookie in club history . . . one of three Patriot first round picks in 1973 (John Hannah and Darryl Stingley the others), Sam was the 11th player chosen in the entire draft.

COLLEGE: Earned the nickname "Sam Bam" for his daring dives over goalline pileups while leading the Trojans to a national championship as a senior in 1972 . . . scored four TDs in big Rose Bowl win over Ohio State . . . a consensus All-America pick, he doubled as a trackman, winning two CIF shotput titles and also ran a 9.8 100 yard dash.

PERSONAL: Single . . . spends his offseasons in his native state of California . . . enjoys his favorite hobby of picture framing . . . also a biking enthusiast . . . was busy during the past offseason on the charity golf tournament circuit . . . his two younger brothers both play football at UNLV . . . Bruce is a senior DB and Randall is a sophomore QB.

GAMES PLAYED/STARTED: 1973 - 14/10, 1974 - 10/10, 1975 - 13/13, 1976 - 11/11, 1977 - 14/14, 1978 - 16/14, 1979 - 12/12, 1980 - 0/0, 1981 - 11/8, Total: 101/92.

Year	G	RUSHING					RECEIVING				
		Att.	Yds.	Avg.	LG.	TD	No.	Yds.	Avg.	LG.	TD
1973	14	155	516	3.3	25	4	15	144	9.6	34t	1
1974	10	166	811	3.3	75t	5	22	214	9.7	37	2
1975	13	169	666	3.9	17	6	32	253	7.9	24	2
1976	11	172	824	4.8	24	3	27	299	11.1	41	0
1977	14	270	1015	3.8	31t	4	42	370	8.8	35	1
1978	16	199	768	3.9	52t	8	31	297	9.6	31	0
1979	12	159	563	3.5	27	5	29	236	8.1	20	0
1980	Did not play										
1981	11	86	269	3.1	12	4	12	92	7.7	12	0
Totals	101	1376	5432	3.9	75t	43	210	1905	9.1	41	6

Single Game Career Highs

Most Carries—31, vs. Seattle (10-9-77)

Most Yds. Rushing—141, at San Diego (10-16-77)

Longest Run—75, at Buffalo (10-20-74)

Most Receptions—7, vs. Houston (9-21-75)
at Cleveland (9-26-77)

Most Yds. Receiving—94, vs. Oakland (10-3-76)

Longest Reception—41, vs. Oakland (10-3-76)

100 Yard Rushing Games

1974—at Buffalo (10-20) 11-125-3 (75t)

at Minnesota (10-27) 22-129-0 (24)
vs. NY Jets (11-17) 21-113-0 (40)

1975—at Buffalo (11-23) 19-100-2 (12)

1976—vs. Miami (9-19) 21-106-0 (15)
vs. Oakland (10-3) 21-101-0 (24)

at Buffalo (10-24) 22-118-1 (22)

vs. Buffalo (11-7) 25-141-1 (23)

1977—vs. Kansas City (9-18) 23-105-0 (11)


vs. Seattle (10-9) 31-101-26 (0)

at San Diego (10-16) 25-141-0 (20)

OTHER STATS: 1973-10, 1974-2, 1975-12, 1976-5, 1977-10, 1978-4, 1979-4, 1981-2; Fumble Recoveries: 1973-2, 1975-2, 1976-1, 1977-2,

FOR THE RECORD

While Jim Nance has the most 100 yard rushing games in club history (16), Sam Cunningham is second behind Nance in career 100 yard rushing games with 11 such efforts.



LIN DAWSON 87

TE 6-3 240
N. CAROLINA STATE 2nd year
DOB: 6-24-59 at Norfolk, VA
HOW ACQUIRED: D-8b 1981


PRO: When the Patriots opened camp last year, all-pro TE Russ Francis announced his retirement and Don Hasselbeck had not reported because of a contract dispute . . . this left Lin, the Patriots' eighth round draft choice as the starting TE . . . responded well to the challenge by leading the Patriots in receiving during the preseason with nine catches for 107 yds. and two TDs . . . played in 15 regular season games starting in three of those . . . missed one game with a sore heel . . . started for an injured Hasselbeck in final two games of '81 and recorded seven catches for 126 yds. . . also started at Buffalo (11-22) when the Patriots opened their first offensive series in a double TE formation . . . was a regular on special teams and recorded eight tackles.

COLLEGE: Played in all 44 games while with Wolfpack, finishing college career as the school's ninth all-time leading receiver . . . although NC State was not a pass-oriented team, Lin caught 11 passes for 116 yds. and one TD . . . was a key member of Wolfpack offense in '79 finishing second on reception list with 15 catches for 201 yds. and one TD, the year NC State won the ACC championship.

PERSONAL: Single . . . plans to complete degree in Speech and Communication . . . the youngest child in a family of three boys, Lin is active with an inter-city youth evangelist program and travels along the East Coast.

GAMES PLAYED/STARTED: 1981 - 15/3.

Year	G	No.	RECEIVING		LG	TD
			Yds.	Avg.		
1981	15	7	126	18.0	42	0



PAUL DOMBROSKI 47


DB 6-0 185
LINFIELD (OR) 3rd year
DOB: 8-8-56 at Sumter, SC
HOW ACQUIRED: W-Kansas City, 1981

PRO: Paul is a two-year veteran who was claimed on waivers from the Kansas City Chiefs after nine games last year . . . played with the Chiefs during '80 and for five games in '81, but was hurt in game against Patriots (10-4) and was placed on injured reserve . . . when the Chiefs attempted to reactivate him by placing him on procedural waivers, he was claimed by the Patriots on 11-12 . . . turned in seven tackles while seeing some secondary duties and special teams play with the Patriots.

COLLEGE: Began his college career at Hawaii, but transferred to Linfield (OR) College, a Division II school to finish his college career.

PERSONAL: Single . . . majored in Physical Education . . . resides in Wahiawa, Hawaii . . . attended Leilehua High School in Wahiawa.

GAMES PLAYED/STARTED: 1980 - 16/1, 1981 - 11/0, Total: 27/1.



KEVIN DONNALLEY 23

DB 6-0 178
N. DAKOTA STATE 2nd year
DOB: 1-17-58 at Warren, OH
HOW ACQUIRED: FA, 1981


PRO: Kevin signed with the Patriots midway through the 1981 season (10-20) and was active for and played in one game until being placed on injured reserve for the year with a hamstring injury . . . was originally drafted by the St. Louis Cardinals in the seventh round of the 1981 draft

... played on special teams and saw spot duty at DB during Cards' first three preseason games ... waived during roster reduction to 50 active players on 8-24.

COLLEGE: Hails from the same school as Patriot LB Steve Nelson ... was a second team All-North Central Conference selection as a senior ... had three interceptions for 20 return yards and 87 total tackles while a three year gridder at NSU ... also returned 28 punts for a five yard average as a collegian ... a former track star, he helped the Bisons win both the indoor and outdoor conference track championships ... ran every sprint from the 60 to 400 meter dash.

PERSONAL: Married (Clare) ... plans to complete degree in Physical Education and Coaching at N. Dakota State ... coached N. Dakota State women's intramural softball team ... is a video game enthusiast.

GAMES PLAYED/STARTED: 1981 - 1/0.



VAGAS FERGUSON 43

RB 6-0 213
NOTRE DAME 3rd year
DOB: 3-6-57 at Richmond, IN
HOW ACQUIRED: D-1b, 1980

PRO: After making an immediate impact as the Patriots' top rusher as a rookie in 1980, Vagas suffered a slow start last year by injuring his right ankle in the preseason finale against Washington (8-30) ... he then missed the first three regular season games and saw spot duty in the season's fourth game at Pittsburgh (9-27) ... the following week, Vagas had his top performance of his second pro campaign, rushing for 62 yards on nine carries vs. Kansas City (10-4) ... in addition to starting in the Patriots' 38-10 win over Houston (10-18), he also started the final four games of the season ... over the last five weeks of the season, he ran 42 times for 191 yards and two TDs for a 4.54 average per rush ... his 340 yards on 78 carries was second on the team behind rookie Tony Collins' 873 yard effort ... starting all 16 games as a rookie in 1980, Vagas set a club mark for rushing yards in a rookie season, 818, which was broken by Collins last year ... his 1980 rushing effort still ranks as the fifth best season rushing total in club history ... his 211 carries accounted for 35.9% of the club's 588 rushing attempts while his team leading 818 yards was 36.5% of the team total of 2,240 rushing yards in 1980 ... along with FB Don Calhoun, Vagas was a catalyst in the Patriots' ground attack that ranked second in the AFC in team rushing last year ... he finished sixth among AFC rushers and only rookie sensations Billy Sims, Detroit and Joe Cribbs, Buffalo, rushed for more yards as rookies last year ... in a Monday night win over Denver (9-29), Vagas rushed 22 times, a personal and team high for 1980, and scored his first pro TD, a two yard jaunt ... his 44 yard run in a 34-0 win over Miami (10-12) setup a TD and was the Patriots' longest run from scrimmage of the year ... had his best day in a 47-21 romp of Baltimore (11-23) when he rushed 17 times for 100 yards (5.9) to join Calhoun in becoming the first Patriot duo to both rush for over 100 yards in the same game ... although he did not do much receiving in the Notre Dame I formation, Vagas caught 22 passes for 173 yards as a rookie to finish sixth on the Patriots' receiving chart ... chosen as the 25th overall player in the 1980 draft, Vagas was the second of two first round picks (Roland James the other) tabbed by the Patriots in 1980 ... was selected with a first round pick acquired as part of the trade of Leon Gray to Houston ... named Rookie of the Year by 1776 Fan Club.

COLLEGE: Notre Dame's all-time career rushing leader ... holds several school rushing records including most yards in a game (255 vs. Georgia Tech, '78), most rushing TDs in a season (17, '79) and most yards in a career (3,472 on a school record 673 carries) ... placed fifth in Heisman Trophy balloting as a senior.

PERSONAL: Married (Berline) ... received a B.A. in Economics in Spring, 1980 ... has spent the past two offseasons training as a systems analyst at IBM ... actively involved in the Patriots' offseason conditioning program, Vagas has gained 18 lbs. since his rookie season and has slightly improved his 40 yard dash time ... his given name is Vasquero Diaz but he was nicknamed Vagas by his grandmother.

GAMES PLAYED/STARTED: 1980 - 16/16, 1981 - 13/5, Total: 29/21.

Year	G	No.	RUSHING				RECEIVING				
			Yds.	Avg.	LG.	TD	No.	Yds.	Avg.	LG	TD
1980	16	211	818	3.9	44	2	22	173	7.9	18	0
1981	13	78	340	4.4	19	3	4	39	9.8	20	0
Total	29	289	1158	4.0	44	5	26	212	8.2	20	0


Single Game Career Highs

Most Carries—22, vs. Denver (9-29-80)
 Most Yd.Rsh.—100, vs. Baltimore (11-23-80)
 Longest Run—44, vs. Miami (10-12-80)

100 Yard Rushing Games

1980 — vs. Baltimore (11-23) 17-100-0 (27)

OTHER STATS: Fumbles: 1980-3, 1981-1. Fumble Recoveries: 1981-1.



BOB GOLIC 51

LB 6-2 248

NOTRE DAME 4th year

DOB: 10-26-57 at Cleveland, OH

HOW ACQUIRED: D-2, 1979


PRO: Starting nine of the season's final 11 games, Bob was the Patriots' second leading tackler last year with 159 total tackles — 82 initial hits and 77 assists . . . had his two busiest games of the year in both meetings against Buffalo . . . Bob had 12 tackles and 10 assists at Buffalo (11-22) and in the Bills — Patriots rematch on 12-13 he had 14 tackles and four assists . . . also recovered a fumble in the season finale at Baltimore . . . a bruising tackler, he is tough to block along the line of scrimmage . . . will figure heavily among many contenders for the second inside starting LB post alongside Steve Nelson . . . although he was active for only the final game of his rookie year (1979) because of a preseason shoulder injury, Bob was active for all 16 games in 1980 . . . after alternating for much of that year at ILB, he started the final three games of the year . . . Bob tied DE Julius Adams for eighth on the Patriot tackle chart with 30 initial hits and 29 assists, tops among the non-regular starters . . . one of the top coverage men on the kickoff coverage unit . . . had three primary hits and nine assists vs. LA (11-16-80) although he didn't start the game . . . as a rookie, he injured his right shoulder in training camp . . . the injury persisted through camp, but after making the 45 man active roster in the regular season, he was placed on the injured reserve list on 8-28-79 . . . was later activated on 12-12-79 and saw special teams action in the season finale vs. Minnesota . . . will battle Zamberlin again for a starting inside linebacking spot.

COLLEGE: A much heralded and consensus All-America for the Fighting Irish as well as being tabbed as an All-America heavyweight wrestler his junior year at South Bend . . . holds ND career tackle record (479) . . . defensive co-captain as a senior and had 152 stops including a school record 26 vs. Michigan . . . first collegiate game was as a frosh vs. Boston College at Schaefer Stadium . . . as a wrestler was 54-4-1 with all four losses coming in NCAA National Tournaments.

PERSONAL: Single . . . active during the offseason in his hometown of Willowick, Ohio, a Cleveland suburb . . . participates in AAU wrestling tournaments . . . received a B.A. in Management from Notre Dame in 1979 and remains busy with that school's alumni program . . . enjoys racquetball and swimming . . . worked in the pit crew for racecar driver Clif Hucel during the past offseason . . . hails from an active football family . . . father Louis played seven years of CFL football with Montreal, Hamilton and Saskatchewan . . . has two brothers following in his footsteps at Notre Dame . . . Greg is a 6'8", 250 lbs. junior OT and Mike is a 6'5", 240 lbs. sophomore DE.

GAMES PLAYED/STARTED: 1979 - 1/0, 1980 - 16/3, 1981 - 16/9, Total: 33/12.

OTHER STATS: Fumble Recoveries: 1981-1.



STEVE GROGAN 14

QB 6-4 210

KANSAS STATE 8th year

DOB: 7-24-53 at San Antonio, TX

HOW ACQUIRED: D-5a, 1975

PRO: Injuries in the second and 11th games of the season limited Steve's playing time to only eight games and his seven starts were his fewest since the seven starts he made as a rookie in 1975 . . . in the second game of the year, Steve was forced out of action at Philadelphia with a neck injury that knocked him out of the starting lineup for the next four games . . . in the 11th game of the year, he suffered a left knee injury when tackled by Jet DE Mark Gastineau and he was lost for the rest of the 1981 campaign . . . none-the-less, he added to his impressive career passing totals and is closing in on many of Babe Parilli's club career passing records . . . with 1,123 career passing attempts, Steve needs 226 to set a new club mark, and he needs just 18 more pass completions to set a club mark of 1,141 career completions . . . entering the 1982 season, Steve needs another 263 yards to surpass Parilli as the Patriots' all-time career passing leader with 16,748 yards . . . his 51.3% career passing completion mark is tops among all Patriot passers with more than 325 career attempts . . . with three more 300 yard passing games in 1981, he raised his career total to nine 300 yard passing games in his career, a club best . . . included in those 300 yard passing efforts was a stellar performance in a narrow 28-24 loss to the Jets at New York on 10-11 . . . with 11:29 to play in the third period, he came off the bench to replace an ineffective Matt Cavanaugh and finished the day by completing 19 of 32 passes for 330 yards and one TD . . . he also threw for 355 yards vs. Miami (11-8) and 306 yards at Washington on 10-25 . . . his 76 yard TD pass to Stanley Morgan vs. Miami on 11-8 was the longest completion of his career . . . with a league leading 8.61 yards per attempt mark in 1981, he became only the second player since the AFL-NFL merger to lead the NFL in the category for two consecutive years . . . Terry Bradshaw also accomplished that feat in 1977 and 1978 . . . in rushing 12 times for 49 yards and two TDs last year, he now stands as the club's seventh ranked all-time career rusher . . . caught a sixteen yard pass from Andy Johnson on an option pass for a first down in the season opener vs. Baltimore (9-6) and hauled in another pass from Johnson for nine yards at Oakland (11-) . . . leading the AFC in passing for the first seven weeks of the 1980 season, Steve was off to a fast start that was slowly and painfully halted by two knee injuries . . . over the first seven games, he completed 98 of 156 passes (62.8%) for 1,398 yards and 11 TDs in leading the Patriots to six wins in their first seven starts . . . a sprained left knee suffered in Seattle (9-21) and a sprained right knee incurred the following week vs. Denver (9-29) began to take their toll as Steve began to lose his feared mobility by the season's mid-way point . . . in the season's 12th game, he finally sat down to rest the ailing knees and in doing so, he had a five year, 76 consecutive regular season game starting streak snapped . . . in that game, Matt Cavanaugh led the Patriots to a 47-21 win over Baltimore (11/23) but he too injured his left knee . . . the following week, Steve started once again, but threw a career high six interceptions in a 21-17 loss at San Francisco . . . that would mark his final action in the '80 campaign as he underwent successful arthroscopic surgery on his left knee in January, 1981 . . . in the 12 games that he did start in '80, Steve led the Patriots to seven wins while having the best day of his six year career at Houston on 11-10 . . . in a last minute 38-34 loss to the Oilers, he completed 25 of 39 passes for 374 yards and 3 TDs . . . the Patriots' third ranked rusher with 112 yards on 30 carries, he also broke QB coach Babe Parilli's club record (55.3%) for passing completion percentage in a season with a 57.2% mark . . . in 1979, his first year of calling approximately 90% of his own plays, he tied with Brian Sipe of Cleveland for NFL leadership in TD passes (28) while topping the league in TD percentage (6.6) and rushing by a QB (368 yards on 62 attempts) . . . his 3,286 passing yards that year was the second best seasonal performance in club history behind only Parilli's 3,465 yards in 1964 . . . on the year, he had four games in which he passed for over 300 yards . . . his outstanding efforts in 1979 won him the Patriots' MVP Award as voted by the 1776 Fan Club . . . underwent minor knee (right) surgery in April, 1980 and was working out only a few days later . . . had an incredible day in leading Patriots to a record setting 56-3 win over the Jets (9-9-79), completing 13 of 18 passes (72.2%)

for 315 yards and 5 TDs . . . threw for over 200 yards on five occasions during 1978, including another stellar job against the Jets (10-29-78) that saw him hit on 15 passes for 281 yards and 4 TDs . . . his 539 rushing yards enabled the Patriots to become the first team ever to have four members of the same backfield break the 500 yard rushing mark in the same campaign (1978) . . . had the longest TD toss of his career, connecting with all-pro WR Stanley Morgan for a 75 score at Baltimore (11-26-78) . . . completed a herculean task of calling every one of the Patriots 922 offensive plays in 1977 . . . his 13 rushing TDs in 1976, beating previous high mark for NFL QBs, established "Groggs" as the game's most feared running QB . . . as a rookie, he played in 13 games, starting in seven of the last eight contests . . . had the second best day of his pro career that year vs. Buffalo (11-23-75), completing 25 of 46 attempts for 365 yards . . . was the 116th player chosen in the 1975 draft.

COLLEGE: Started for K-State as a junior and senior during career completed 166 of 371 attempts for 2213 yards, 12 TDs and 26 interceptions . . . also ran for additional 585 yards and six TDs on 339 tries during that span . . . part time punter as a junior and senior, hitting seven punts for 279 yards (39.9 avg.) . . . caught a 22 yard TD pass as a senior.

PERSONAL: Married (Robbi) . . . father of a son, Tyler, (2) . . . raised in Ottawa, Kansas and was a schoolboy grid rival of Patriots reserve QB Tom Owen . . . avid golfer and tennis player involved in numerous charitable organizations throughout the year . . . spends two months before training camp each year assisting with wheat harvest on father-in-law's Kansas farm.

GAMES PLAYED/STARTED: 1975 - 13/7, 1976 - 14/14, 1977 - 14/14, 1978 - 16/16, 1979 - 16/16, 1980 - 12/12, (Had a 76 consecutive game starting streak), 1981 - 8/7, Total: 93/86.

PASSING

Year	G	Att.	Comp.	Pct.	Yds.	TD	Int.	LG.	LAP
1975	13	274	139	50.7	1976	11	18	62t	22-207
1976	14	302	145	48.0	1903	18	20	58t	18-155
1977	14	305	160	52.5	2162	17	21	68	14-155
1978	16	362	181	50.0	2824	15	23	75t	22-199
1979	16	423	206	48.7	3286	28	20	63t	45-341
1980	12	306	175	57.2	2475	18	22	71	17-138
1981	8	216	117	54.2	1859	7	16	76t	19-137
Totals	93	2188	1123	51.3	16485	114	140	76t	161-1332

RUSHING

Year	G	No.	Yds.	Avg.	LG.	TD
1975	13	30	110	3.7	14	3
1976	14	60	397	6.6	41t	12
1977	14	61	324	5.3	41	1
1978	16	81	539	6.7	31	5
1979	16	64	368	5.8	26	2
1980	12	30	112	3.7	19	1
1981	8	12	49	4.1	24t	2
Totals	93	338	1899	5.6	41t	26

Single Game Career Highs

Pass Attempts — 46 (at Buffalo, 11-23-75)

Completions — 25 (at Buffalo, 11-23-75) and (at Houston 11-10-80)

Yards Passing — 374 (at Houston, 11-10-80)

Highest Percentage — 78.9% (15-19, vs. NY Jets, 10-29-78)

Longest Completion — 75t (to Stanley Morgan, at Balt., 11-26-78)

TD Passes — 5 (vs. NY Jets, 9-9-79)

Interceptions — 6 (at San Francisco, 11-30-80)

Times Sacked — 8 for 87 yards (vs. Buffalo, 12-14-75); 8 for 72 yds. (at NY Jets 10-11-81) and

8 for 48 yds. (vs. NY Jets (11-15-81).

Rushing Attempts — 12 (at Buffalo, 11-20-77)

Rushing Yards — 103 (vs. NY Jets, 10-18-76)

Longest Run — 41t (vs. NY Jets, 10-18-76) and 41 (vs. Seattle, 10-9-77)


OTHER STATS: Fumble 1975-6, 1976-7, 1977-6, 1978-9, 1979-12, 1980-4, 1981-5; Fumble Recoveries: 1975-1, 1976-4, 1977-2, 1978-2, 1979-4, 1980-1, 1981-2. Receiving: 1981: Two — 16 yds. from A. Johnson vs. Baltimore, 9-6 and 11 yds. from A Johnson at Oakland, 11-1.

FOR THE RECORD

Steve Grogan has recorded eight 300 yard passing games in his career, including three over the last two seasons. That effort is a club record as Babe Parilli threw for 300 or more yards in five games while Matt Cavanaugh, Jim Plunkett and Tom Yewcic each had one 300 yard passing game to round out the club's 300 yard passing game list.

GROGAN'S PASSING VS. EACH TEAM 1975-81

	1975-81						—BEST GAME—			
	GP	ATT- Comp	Yds	Int	TD	DATE	ATT- Comp	Yds	TD	
New York Jets	14	318/175	2684	15	25	10-11-81	32/19	330	1	
Baltimore	11	268/134	2311	18	14	10-28-78	36/15	317	2	
Miami	12	286/149	2041	13	9	11-29-79	38/21	350	3	
Buffalo	11	286/134	1970	23	8	11-23-75	46/25	365	2	
San Diego	4	102/59	716	5	7	11- 9-75	28/17	245	1	
Houston	4	82/47	689	6	5	11-10-80	39/25	374	3	
Oakland	3	69/41	617	5	5	11- 1-81	30/17	233	1	
Washington	2	61/29	505	4	2	10-25-81	30/17	306	0	
Philadelphia	3	62/29	467	5	3	10- 8-78	23/12	189	1	
Cleveland	2	49/32	449	2	5	9- 7-80	26/17	277	3	
Seattle	2	39/24	408	2	6	9-21-80	24/15	271	3	
San Francisco	2	52/28	402	6	2	11-30-80	32/16	274	0	
Pittsburgh	2	65/24	380	4	3	9-26-76	32/13	257	2	
Cincinnati	2	52/24	360	2	1	10-15-78	26/13	184	0	
Atlanta	2	57/29	348	4	3	12- 4-77	26/12	179	1	
St. Louis	2	55/27	345	4	2	11- 2-75	34/14	173	1	
Denver	3	51/27	316	3	2	9-29-80	24/17	209	1	
Green Bay	1	33/17	255	3	2	10- 1-79	33/17	255	2	
Chicago	1	35/21	244	2	3	10-14-79	35/21	244	3	
Minnesota	1	26/12	204	1	2	12-16-79	26/12	204	2	
Detroit	2	34/14	176	6	1	10-10-76	25/11	131	1	
Dallas	1	29/13	170	2	0	12- 3-78	29/13	170	0	
Kansas City	1	16/10	155	2	1	9-18-77	16/10	155	1	
Los Angeles	1	24/11	125	2	1	11-16-80	24/11	125	1	
New Orleans	1	23/9	108	0	2	12- 5-76	23/9	108	2	
Tampa Bay	1	14/4	40	1	0	12-12-76	14/4	40	0	
Totals	91	2188/1123	16485	140	114					



JOHN HANNAH 73

OG 6-2 282

ALABAMA 10th year

DOB: 4-4-51 at Canton, GA

HOW ACQUIRED: D-1a, 1973


PRO: One of the greatest offensive linemen to ever play in the NFL, John added many more awards to his already bulging trophy case after last season . . . since the fourth game of the 1977 season, he has started every game and will enter the 1982 season with 75 consecutive starts, the most on the active roster . . . for the fifth time in the past six seasons, he was a Pro Bowl starter, having missed that postseason all-star game only after the 1977 season . . . voted as the recipient of the Jim Lee Hunt Memorial Award by the 1776 Fan Club, John was also a first team selection on every conceivable all-pro list . . . as the key to the Patriots' forward offensive wall, John led the way for the Patriot ground game which finished second on the team rushing chart to Houston in 1980 and improved its per carry average from 3.8 yards in 1980 to 4.1 yards a carry in 1981 . . . was voted the Seagram's Seven Crowns of Sports Offensive Lineman of the Year Award in both 1978 and 1980 . . . the winner of the NFLPA — Coca Cola Offensive Linemen of the Year Award (selected by a vote of NFL players), John is the only recipient of the award since its inception in 1978 . . . a devastating blocker, he is particularly valuable in goalline and short yardage situations . . . along with center Bill Lenkaitis, John was one of only two Patriot offensive linemen to play in all 16 games of the 1979 campaign . . . former Patriot Offensive Coordinator Jim Ringo, a great NFL lineman himself at Green Bay and Philadelphia, says that "John has better pulling speed than Jerry Kramer and Fuzzy Thurston, although he's twenty pounds heavier than both," . . . during the 1978 season, he was a mainstay in the Patriots' offensive line that helped pave the way for the Patriots' record setting pace of 3,165 rushing yards, an NFL single season club record . . . during his rookie year of 1973, John stepped in to start the first 13 games, but a freak leg injury in practice forced him to miss the final game . . . since then, he has started every game of his NFL career except the first three of 1977 when he was involved in a contract dispute . . . an exceptional run blocker, Hog also excels at pass blocking despite having played in the Wishbone offense of Bear Bryant's Crimson Tide . . . made his first Pro Bowl appearance following the 1976 season . . . as a rookie, was named to a host of all-Rookie squads and was named the Cardinal Cushing Award winner as the Patriots' Offensive MVP . . . was the first of three Patriot first round draft choices and the fourth player selected overall in 1973.

COLLEGE: Under the tutelage of the legendary Bear Bryant, John earned eight varsity letters and was a two time consensus All-America at Alabama . . . played in both the Hula and Cotton Bowls . . . made an impressive showing vs. the Dolphins in the College All Star Game.

PERSONAL: Married (Page) . . . father of a son, Seth (3), and a daughter, Mary Beth (2) . . . stays busy during the off-season working in the family owned Hannah Farm Supply Company, a farm supply dealership in Alabama that distributes products throughout seven states . . . also owns a 250 acre farm with 40,000 chickens and 150 Holstein cattle . . . likes to fish in his spare time . . . his father, Herb, played for the NY Giants in the early 1950's while brother, Charles, is presently an offensive tackle for Tampa Bay . . . another brother, David, is a former Alabama gridder.

GAMES PLAYED/STARTED: 1973 - 13/13, 1974 - 14/14, 1975 - 14/14, 1976 - 14/14, 1977 - 11/11, 1978 - 16/16, 1979 - 16/16, 1980 - 16/16, 1981 - 16/16, Total: 130/130.

STATS: Fumble recoveries: 1973-1, 1974-one for 2yds. (TD) at Miami, 12-15, 1978-2, 1979-1, 1981-2. Kickoff Returns: 1973 - one for 0 yds. at Buffalo, 12-9.



DON HASSELBECK 80

TE 6-7 245

COLORADO 6th year

DOB: 4-1-55 at Cincinnati, OH

HOW ACQUIRED: D-2b, 1977

PRO: Don got his opportunity to become the Patriots' starting tight end when Russ Francis announced his retirement prior to the start of the 1981 season and he promptly responded by leading the team in receptions . . . starting the first 14 games, he missed the final two games with a right knee injury suffered at Miami (12-6) that required postseason surgery . . . even though he missed two contests, he grabbed 46 passes, one shy of the club record for a tight end set by Jim Whalen in 1968 . . . his 808 reception yards was a club mark for a tight end and was second on the team to only Stanley Morgan's club record 1,029 yard total . . . all in all, his reception total and reception yardage output in 1981 was more than his combined effort in his previous four pro seasons . . . his 17.6 reception yardage average was the top of any NFL tight end and it was the fifth best mark among all AFC receivers . . . on opening day against Baltimore (9-6), he caught six passes for 111 yards and one TD, marking his first ever 100 yard receiving effort in game . . . on the year, he turned in another three 100 yard receiving games, including his top game of the year, a seven reception for 139 yard and one TD total against the NY Jets (10-11) . . . Hass also produced several long gainers, including five receptions over 30 yards (51, 44, 43, 38 and 33 yards) . . . in 1979 and 1980, he made five starts in place of the injured Francis, and although he had only 130 yards and eight receptions in '80 four of the receptions went for TDs . . . in the third game of that year, Hass subbed for Francis late in the game and pulled in a 16 yard TD pass from Steve Grogan with less than three minutes to play to ice a 37-31 come-from-behind win for the Patriots . . . at 6-7, Hass in one of the team's tallest players and uses his height for great blocking leverage, particularly in two and three tight end formations . . . the 52nd player taken in the 1977 NFL draft, Hass started off with a splash his rookie campaign, hauling in nine TDs, four of them for TDs.


COLLEGE: Started every game for the Buffs in his four years at Boulder after earning starting TE spot with two games remaining in frosh campaign . . . ranks fourth on all-time CU reception list . . . Fine Arts major at CU.

PERSONAL: Married (Betsy) . . . father of three sons, Matthew (7), Tim (4) and Nathaniel (1) . . . an accomplished artist and metal sculptor, he was a big hit at a one man Boston art show in October, 1979 . . . attended Rhode Island School of Design . . . spends his free time painting, running and biking . . . active on the Patriots' basketball team and enjoys hitch hiking . . . has run in several area road races . . . finished third in the super heavyweight category (240 lbs. and over) and 966th out of 5,000 entrants in the 1981 Shamrock Classic.

GAMES PLAYED/STARTED: 1977 - 14/1, 1978 - 16/1, 1979 - 16/4, 1980 - 16/2, 1981 - 14/14 (placed on IR 12-11 for remainder of season, right knee injury), Total: 76/22.

Year	G	No.	RECEIVING		LG	TD
			Yds.	Avg.		
1977	14	9	76	8.4	21	4
1978	16	7	107	15.3	24	0
1979	16	13	158	12.2	41	0
1980	16	8	130	16.3	35t	4
1981	14	46	808	17.6	51	6
Totals	76	83	1279	15.4	51	14

OTHER STATS: Kickoff Returns: 1981 - one for 7 yds. vs. Dallas, 9-21.



MIKE HAWKINS 59

OLB 6-3 241

TEXAS A & I 5th year

DOB: 11-29-55 at Bay City, TX

HOW ACQUIRED: D-7, 1978


PRO: A starter at left OLB the past three seasons, Mike was the team's sixth leading tackler last year with 62 solos and 44 assists . . . in addition, he had a sack at Oakland (11-1) and set up a TD with a 16 yard interception return vs. Kansas City (10-4) . . . also had two fumble recoveries and two pass deflections on the year . . . missing only the season opener against Baltimore (9-6), he started 15 games last year and has started 45 games over the past three seasons . . . in the Patriots' 17-14 loss to Los Angeles (11-16-80), he had 11 initial hits and one assist . . . a big, quick player, he is a good outside blitzier . . . got off to a fast start in 1979, recording 10 tackles and 5 sacks in first two games (Pitt. 9-3 and NY Jets, 9-9) including 4 sacks against Jets . . . started 14 games and had 48 tackles in '79 . . . suffered rib injury in first half vs. Green Bay (10-1) and sat out balance of game, played sparingly following week vs. Detroit (10-7) . . . had two big interceptions in 28-13 win over Miami (10-21) including 35 yard return for TD . . . also had six tackles vs. NY Jets (12-9) . . . was cut in training camp as a rookie, but re-signed 9-29-78 . . . chipped in 12 tackles and one sack

COLLEGE: Team captain his senior year . . . Javelinas were 46-1-1 during his four year career . . . 252 tackles, 69 assists, five interceptions and four fumble recoveries as collegian.

PERSONAL: Married (Mildred) . . . spends offseason in Bay City, Texas and sells cattle . . . brother Andy is a LB with Tampa Bay.

GAMES PLAYED/STARTED: 1978 - 12/0, 1979 - 16/14, 1980 - 16/16, 1981 - 15/15, Total: 59/45.

STATS: Fumble Recoveries: 1981-2. Interceptions: 1979 - two for 35 yds., one TD, 35 yd. interception return vs. Miami, (10-21), 1980 - two for five yds., 1981 - one for 16 yds.



MIKE HAYNES 40

CB 6-2 202

ARIZONA STATE 7th year

DOB: 7-1-53 at Dennison, TX

HOW ACQUIRED: D-1a, 1976

PRO: For the first time in his six year career, Mike missed being named as a Pro Bowl starter . . . after starting the first six games of the season, he suffered a collapsed lung that forced him to miss eight games . . . placed on the injured reserve list on 11-16, he was re-activated on 12-11 and saw spot duty in the final two games . . . feared for his outstanding coverage and run defense ability, he was involved in 22 tackles and had six assists on the year . . . his lone interception of the year came against Kansas City (10-4) and with the steal he set up a 43 yard FG by John Smith . . . that interception raised his career total to 24, tying him with Nick Buoniconti for second place on the Patriots' all-time interception . . . Ron Hall tops that list with 29 career steals . . . Mike missed the entire preseason and first three games of 1980 in a contract dispute, but signed a new contract on 9-23-80 and was activated on 9-29-80 . . . he saw limited duty that day against Denver, but started the remaining 12

games beginning with the NY Jets contest . . . in the game, he raced 65 yards with a blocked FG attempt to score a TD that led to the Patriots' 21-11 victory over the Jets at Shea (10-5) . . . that was the first time such a feat was accomplished by a Patriot since 1972 . . . had 38 initial hits and four assists in '80 while leading the squad with two fumble recoveries . . . his lone interception of the year came in Baltimore on 10-19 . . . beginning his rookie season, he made 58 consecutive starts before rib and hand injuries kept him out of the starting lineup of the 15th game in '79 . . . was the club's top interceptor for three straight years (1976-78) before Ray Clayborn snapped his streak in '79 . . . Mike finished as runnerup in the department with three steals that year . . . his only interception return for a TD came at Baltimore on 11-26-78, good for 31 yards and the game's first score . . . has returned only 28 punts in the past three seasons, but still ranks as the Patriots' all-time punt return leader with a 10.44 career return average (111 returns, only right fair catches for 1,159 yards and two TDs) . . . first player in club history to return a punt for a TD, scampering 89 yards vs. Buffalo on 11-7-76 . . . he repeated the feat three weeks later with a 62 yard punt return for a score vs. Denver (11-28-76) . . . had his best day in '79 at Baltimore (10-28) when he made eight tackles and recovered a fumble . . . on the year, he registered 50 tackles, eight pass deflections, and three interceptions . . . had six interceptions in '78 to rank third to AFC . . . added 28 tackles on the year . . . relies on great speed, quickness and range to cover the best receivers in the league . . . was the fifth player overall and first defensive back taken in 1976 draft . . . was joined by former secondary mate Tim Fox and OC Pete Brock as the first of three Patriot first round choices that year . . . enjoyed an avalanche of post-season accolades following his rookie year ranging from Pro Bowl appearance to Bert Bell Award . . . wrote seven new club punt return records in first year as a pro . . . tops in AFC and second in NFL in punt returns as a rookie (45 returns for 608 yard, 2 TDs and 13.5 avg.)

COLLEGE: Considered to be the nation's top defensive back as a junior and senior, Mike played under Frank Kush at Arizona State and was a consensus All-America . . . earned all-WAC status at both DB and as a kick returner three straight years . . . ranked 11th (just ahead of Tim Fox) in nation as punt returner during senior year . . . was selected as defensive MVP in '76 Japan Bowl and MVP in 1973 Fiesta Bowl.

PERSONAL: Married (Julie) . . . father of two sons, Aaron (3) and Jared (1) . . . active in FCA and team Bible study sessions . . . raised in Los Angeles . . . received a B.S. in Business Administration in May, 1982 . . . spent the past offseason working for a Boston firm as a investment analysis trainee . . . his brother Reggie played for the Washington Redskins for two years (1977-78).


GAMES PLAYED/STARTED: 1976 - 14/14, 1977 - 14/14, 1978 - 16/16, 1979 - 16/15, 1980 - 13/12, 1981 - 8/6 (On injured reserve from 11-6 to 12-11, right lung), Total: 81/77.

Year	G	INTERCEPTIONS					PUNT RETURNS					
		No.	Yds	Avg.	LG.	TD	No.	FC	Yds.	Avg.	LG.	TD
1976	14	8	90	11.3	28	0	45	0	608	13.5	89t	2
1977	14	5	54	10.8	22	0	24	2	200	18.3	46	0
1978	16	6	123	20.5	50	1	14	2	183	13.1	35	0
1979	16	3	66	22.0	33	0	5	1	16	3.2	5	0
1980	13	1	31	31.0	31	0	17	2	140	8.2	35	0
1981	8	1	3	3.0	3	0	6	1	12	2.0	6	0
Total	81	24	367	15.3	50	1	111	8	1159	10.4	89t	2

OTHER STATS: Fumble recoveries: 1976 - 3, 1977 - 2, 1979 - 3, 1980 - 2. Returned blocked field goal attempt for 65 yds. (TD), at N.Y. Jets, 10-5-80.

FOR THE RECORD

In the 22 seasons that the Patriots have played, a Patriot kicker has won the league scoring title seven times. Gino Cappelletti won the AFL scoring title five times (1961, 1963-66) while John Smith won back-to-back NFL scoring titles in 1979 and 1980.



BRIAN HOLLOWAY 76

OT 6-7 288

STANFORD 2nd year

DOB: 7-25-59 at Omaha, NE

HOW ACQUIRED: D-1, 1981


PRO: The Patriots' number one pick in 1981 (19th player selected overall) . . . Brian enjoyed a fine rookie year as he broke into the starting lineup for the final five games of the season in place of Dwight Wheeler . . . was active for and played in all 16 regular games in '81 . . . was a regular on special teams . . . he increased size and strength considerably through Coach LeBaron Caruther's offseason conditioning program . . . provides great size and blocking ability alongside Hannah on the left side of the Patriots' forward wall.

COLLEGE: A tough competitor, he gashed his hand in '81 Senior Bowl and following stitches that closed the injury, he returned to finish the game . . . although he had the outer cartilage removed from both knees in '78 and '79 off seasons, he played in all 11 games in his junior and senior years . . . Stanford's top shot putter in '79 with a 52-11 toss . . . was high school All-America pick despite just playing two years of collegiate ball.

PERSONAL: Single . . . graduated in Spring, 1981 with a degree in Economics . . . has law school aspirations . . . hobbies include weight training and photography . . . enjoys carpentry and is refurbishing a farm house that he owns in upstate NY . . . father is a retired Air Force pilot and executive with the Ford Motor Company.

GAMES PLAYED/STARTED: 1981 - 16/5.

STATS: Fumble Recoveries: 1981 - 1.



ROLAND JAMES 38

DB 6-2 191

TENNESSEE 3rd year

DOB: 2-18-58 at Jamestown, OH

HOW ACQUIRED: D-1a, 1980

PRO: Entering his third season as a pro, Roland is slated to be the starting strong safety for the Patriots in 1982 . . . with the trade of FS Tim Fox to San Diego on draft day, the Patriot coaching staff is counting on Roland to handle the strong safety duties with fourth year veteran Rick Sanford slated to start at free safety . . . last year, Roland started a total of six games, including four at right corner and two at strong safety (vs. Kansas City, 10-4 and Oakland, 11-1) . . . an excellent open field tackler, Roland had 36 tackles and 15 assists last season . . . he also recovered a fumble at Buffalo (11-22) and intercepted passes against Oakland (11-1) and the NY Jets (11-15) . . . as a rookie in 1980, he started the first ten games at SS and became the nickel back for the final six games . . . on the year, he had 40 tackles and four assists, and was second on the team with four interceptions . . . an exceptional punt returner in college, Roland was the Patriots' top punt returner as a rookie with a 10.0 yard average as he returned 33 punts for a total of 331 yards . . . that was the second best mark in the AFC . . . Roland sparked the Patriots to a 34-21 win over the NY Jets (11-2-80) with a 75 yard punt return for a TD . . . that was the longest punt return in the NFL in '80 and was only the fourth punt return for a TD in club history . . . the first of two Patriot first round picks (RB Vagas Ferguson the other) in 1980, Roland was the 14th player selected in the draft and the second DB (Mark Haynes of the NY Giants was first) chosen.


COLLEGE: A consensus All-America pick for the Vols, he was a four year starter with 288 career tackles . . . had ten career interceptions, including the third longest in school history, a 90 yard return for a TD vs. Ole Miss in '78 . . . also had 37 punt returns for 356 yards, including an 89 yard return for a TD vs. Vanderbilt in '79 . . . an outstanding trackster, he was clocked at 7.26 secs. in the 60 high hurdles and 13.5 secs. in the 110 high hurdles . . . played in Hula, Senior and Bluebonnet Bowls.

PERSONAL: Married (Carmel) . . . has been working towards completion of a degree in Human Services . . . enjoys music and roller skating . . . raised in the smalltown of Jamestown, Ohio where his grandfather was the fire chief, one uncle was the mayor, another uncle was the assistant police chief and a third uncle was a detective.

GAMES PLAYED/STARTED: 1980 - 16/10, 1981 - 16/6, Total: 32/16.

Year	INTERCEPTIONS					PUNT RETURNS					
	No.	Yds	Avg.	LG.	TD	No.	FC	Yds.	Avg.	LG.	TD
1980	4	32	8.0	19	0	33	3	331	10.0	75t	1
1981	2	29	14.5	21	0	7	2	56	8.0	18	0
Total	6	61	10.2	21	0	40	5	387	9.7	75t	1

OTHER STATS: Fumble: 1981-1. Fumble Recoveries: 1980-1, 1981-1.



ANDY JOHNSON 32

RB 5-11 204

GEORGIA 8th year

DOB: 10-18-52 at Athens, GA

HOW ACQUIRED: D-5a, 1974

PRO: Andy maybe listed as a runningback, but he was the NFL's most accurate passer last year thanks to the halfback option play employed by the Patriots . . . he completed his first seven pass attempts of the year, including four for TDs, and then had a long gainer dropped and another fall to an interception . . . at season's end, he completed seven of nine passes for 194 yards and four TDs, including two pass completions to QB Steve Grogan and another to QB Matt Cavanaugh . . . playing mostly in passing situations, he lined up not only as a halfback, but also as a slotback and as a flanker . . . he was the third leading receiver on the team with 39 catches (tied with Harold Jackson) for 429 yards and one TD . . . had his two most productive days catching six passes for 61 yards against the NY Jets on 11-15 and five passes for 69 yards the week before against Miami (11-8) . . . now ranks ninth on the Patriots all-time career receptions list with 161 catches . . . with 132 career points, he ranks 12th on the Patriots' all-time scoring list . . . although he only rushed twice for one yard last year, he ranks sixth on the Patriots all-time rushing chart with 2,017 yards, a 4.1 average and 13 TDs on 491 attempts . . . in 1980, he made his second return in three years from a seemingly debilitating knee injury . . . having only eight receptions for 65 yards through the first nine games of 1980, he caught ten passes, including his first two TD receptions since 1976, in the final six games of the season . . . for his efforts, he was named co-winner of the Patriots' 1776 Fan Club Unsung Hero Award . . . the year before, he was felled in the fifth game of the season (at Green Bay, 10-1-79) with a left knee injury that required surgery . . . after sitting out the entire 1977 season with a damaged right knee, "A.J." returned in '78 to become the Patriots' third leading rusher on the year with 675 yards on 147 carries for a 4.6 yard rushing average and three TDs . . . he also finished as the team's fifth best receiver with 26 receptions for 267 yards . . . in the Patriots' 31-14 playoff loss to Houston (12-31-78), he completed a 24 yard TD pass to Harold Jackson for the Patriots' first score . . . during his six pro seasons, Andy has churned out four 100 yard rushing games, including his career best effort of 127 yards on 14 attempts vs. Tampa Bay (12-12-76) . . . in that game, he also ripped off the longest run of his pro career, a 69 yard jaunt for a TD . . . an intelligent player, he follows his blocks as well as any runner in the league and is a great threat as a pass receiver coming out of the backfield . . . before missing the 1977 season, Andy had played in all 42 games of his first three pro campaigns and he returned in '78 to start in 13 of his 15 appearances . . . Andy had his best year in 1976, accounting for 699 rushing yards, 343 yards in receptions and ten total TDs, second only to team leader Steve Grogan (13) . . . for his outstanding play, he was named "Unsung Hero" by the Patriots 1776 Fan Club in 1976 . . . a gifted athlete, Andy was drafted by the Baltimore Orioles, but chose a grid career and made three starts as a rookie at WR . . . he played the other 11 games of his first year at RB and on special teams . . . midway through the following year, Andy became a regular at RB and finished the year as the Patriots' second best rusher (488 yards) while starting nine games . . . during his Patriot career, he has played both RB and WR, returned punts and kickoffs and attempted passes on the HB option . . . also a capable punter.

COLLEGE: Formerly a quarterback for the Bulldogs, Andy was chosen as the nation's top college sophomore QB by FOOTBALL NEWS in 1971 . . . accounted for 1,979 yards on 431 carries over three year varsity career . . . was second rated rusher in SEC as a soph and registered 78 points on 13 TDs that year.

PERSONAL: Married (Charlotte) . . . father of one daughter, Kristy (8) and one son, Brent (6) . . . active in area charities and served as spokesman for local Ronald MacDonald House . . . following rehabilitation of his injured knee, he won the singles championship in the 1980 NFLPA Tennis Tournament held in Las Vegas . . . also enjoys playing basketball . . . resides in Atlanta in the offseason.

GAMES PLAYED/STARTED: 1974 - 14/3, 1975 - 14/9, 1976 - 14/13, 1977 - on injured reserve for entire season, 1978 - 15/13, 1979 - 5/5, 1980 - 16/0, 1981 - 16/0, Total: 94/43.

Year	RUSHING						RECEIVING					
	G	No.	Yds.	Avg.	LG	TD	No.	Yds.	Avg.	LG	TD	
1974	14	2	-4	-2.0	-2	0	8	147	18.4	34	0	
1975	14	117	488	4.2	66t	3	26	294	11.3	29	1	
1976	14	169	699	4.1	69t	6	29	343	11.8	53	4	
1977							Did not play-injured reserve					
1978	15	147	675	4.6	52	3	26	267	10.3	31	0	
1979	5	43	132	3.1	15	1	9	68	7.6	11	0	
1980	16	11	26	2.4	11	0	24	259	10.8	22	3	
1981	16	2	1	0.5	5	0	39	429	11.0	36	1	
Totals	94	491	2017	4.1	69t	13	161	1807	11.2	53	9	


Single Game Career Highs

Most Carries—27, vs. Baltimore (9-18-78)
 Most Yd.Rsh.—127, at Tampa Bay(12-12-76)
 Long. Run—69 (TD), at Tampa Bay (12-12-76)
 Most Receptions—7, vs. Miami(9-19-76)
 Most Yds. Rec.—103, at Baltimore(12-21-75)
 Long. Reception—53, vs. Baltimore(9-12-76)

100 Yard Rushing Games

1975 — vs. Baltimore (10-19) 18-124-2 (66t)
 vs. San Francisco (10-26) 21-103-0 (14)
 1976 — at Tampa Bay (12-12) 14-127-2 (69t)
 1978 — vs. Baltimore (9-18) 27-109-1 (12)

OTHER STATS: Passing: 1976-zero for two, 1978-zero for two, 1981-7 for 9, 194 yds, 4 TDs, and 1 Int.; Kickoff returns: 1974-15 for 303 yards, 1975-10 for 188 yards, 1981-three for 53 yds.; Punt Returns: 1974-3 FC, 1975-six for 74 yards and four FC;Fumbles: 1974-1, 1975-4, 1976-5, 1978-4, 1981-1. Fumble Recoveries: 1974-1, 1978-2.



SHELBY JORDAN 74

OT 6-7 280
 WASHINGTON (MO) 7th year
 DOB: 1-23-52 at St. Louis.
 HOW ACQUIRED: FA, 1974


PRO: Always improving, Shelby is one of the finest offensive tackles in the NFL today . . . with prototype size, arm reach and strength, Shelby has been an important blocker in the Patriots' off-tackle and outside running game . . . having been the starter at right OT for the past four seasons, Shelby is the only free agent in a starting offensive front five that boasts four first round draft choices . . . since winning his starting role in 1978, Shelby has started 61 of a possible 64 games over the past four campaigns . . . his only missed starts came late in the '79 season after a knee injury at Denver (11-11-79) . . . after missing the next two games against Baltimore (11-18) and Buffalo (11-25), he returned for duty in the fourth quarter vs. Miami (11-29) and started the final two games of the season . . . having missed the 1976 campaign, he returned in 1977 to start ten games, three at left tackle and seven at the right tackle position . . . started 14 games at right tackle in 1975 in place of the injured Tom Neville . . . a seventh round choice by Houston in 1973, he had a tough pro grid start . . . first he was placed on Oilers' taxi squad, then the injured reserve list and was finally waived . . . joined the Patriots as free agent on 4-2-74 . . . was impressive in '74 training camp but an injury sidelined him for the entire regular season.

COLLEGE: Small College All-America at Washington University in St. Louis . . . played as DT his first three seasons before switching to LB . . . first player ever from Washington U. (MO) to be drafted in NFL.

PERSONAL: Married (Donzella) and father of one son, Shelby II (3) . . . both he and his wife are pursuing MBA degrees at Bryant College (RI), summer training home of the Patriots . . . active in speakers bureau for United Way and various civic groups . . . hobbies include racquetball and cycling . . . youngest in family of seven children . . . owns Gladstone Springs Bottled Water Co. in Narragansett, RI.

GAMES PLAYED/STARTED: 1974 - on injured reserve for entire season, 1975 - 14/14, 1976 - 0/0, 1977 - 10/3, 1978 - 16/16, 1979 - 14/13, 1980 - 16/16, 1981 - 16/16, Total: 86/78.

STATS: Fumble Recoveries: 1975-two for 12 yards, 1979-1.



STEVE KING 52

OLB 6-4 230

TULSA 10th year

DOB: 6-10-51 at Quinton, OK

HOW ACQUIRED: FA, 1973


PRO: Steve will be entering his tenth pro season in 1982, all of those years with the Patriots . . . is noted for his leadership and aggressive play on special teams . . . served as special teams captain in 1981 . . . was active for and played in all 16 regular season games with one start in 1981 . . . started regular season opener vs. Baltimore (9-6) for the injured Mike Hawkins and recorded four tackles . . . played majority of season with a broken wrist . . . recorded 17 tackles and eight assists on the year and provided backup depth at the OLB spots in '81 . . . on 10/26/80 at Buffalo Steve played in his 100th game as a Patriot . . . he is now one of seven Patriot players on the active roster to have played 100 games in a Patriot uniform . . . Steve played in all 16 games in '80 and was credited with 23 tackles and 10 assists . . . his most productive day in '80 was in the regular season finale at New Orleans (12/21) when he recorded 4 tackles and 3 assists in a Patriot 38-27 victory . . . in '77 and '78, he started four and six games, respectively, at the OLB spot . . . a leader on the special teams, Steve started the first seven games of the '76 season before missing three games with an injury . . . he returned to play in the final three games that year . . . started at OLB in '74 after Patriots shifted to 3-4 defensive alignment . . . signed as a free agent on 4-23-73 and played primarily on special teams his first year in the NFL.

COLLEGE: Three year performer at both DE and LB for the Golden Hurricane . . . best game came when he made 20 tackles his junior year against Louisville.

PERSONAL: Married (Cathy) and father of one son Tyler, (2) . . . completed his degree in Physical Education at Tulsa in 1976 . . . teamed up with LB buddies, Steve Nelson and Bill Matthews in offseason wood cutting business . . . enjoys hunting and fishing . . . participates on Patriots' softball team . . . he and wife Cathy are both active in fund raising projects for the Wrentham State School.

GAMES PLAYED/STARTED: 1973 - 7/0, 1974 - 14/14, 1975 - 14/8, 1976 - 11/7, 1977 - 14/4, 1978 - 16/6, 1979 - 16/0, 1980 - 16/0, 1981 - 16/1, Total: 124/40.

STATS: Interceptions: 1974 - one for 9 yds. at N.Y. Jets, 10-13.



KEITH LEE 22

CB 5-11 193

COLORADO STATE 2nd year

DOB: 12-22-57 at San Antonio, TX

HOW ACQUIRED: FA, 1981


PRO: Keith was the second of two fifth round draft picks of the Buffalo Bills in 1980 . . . was a college QB and was switched to DB . . . spent the entire '80 training camp with the Bills and was placed on injured reserve (knee) on 8-21-80 . . . returned to Bills' summer camp in '81, but was cut on the next to last roster reduction (50 players) on 8-25 . . . was brought in by the Patriots for a tryout and was signed on 8-28-81 . . . a "cover corner", he has great speed and raw athletic ability . . . started for the first time vs. Houston (10-18) for the injured Mike Haynes (lung) and won

a game ball . . . he recorded six tackles and one interception in that game . . . had 20 tackles and 14 assists on the year . . . was active for all 16 regular season games, played in 15 and started six, but was continually nagged by groin and abdominal injuries that limited his effectiveness.

COLLEGE: After a two year stint at Santa Monica (CA) J.C., he transferred to Colorado State where he played two years at QB . . . during that time, he completed 128 of 288 passes (44.0%) for 1,696 yds. and 11 TDs while throwing 16 interceptions . . . also rushed for 519 yds. and seven TDs . . . as a junior, he also played one game as a WR.

PERSONAL: Married (Karetta) . . . plans to complete degree in Physical Education at the University of Colorado at Denver . . . enjoys fishing, camping and working with youth.

GAMES PLAYED/STARTED: 1980 - on injured reserve for entire season, 1981 - 15/6.



BILL MATTHEWS 53

LB 6-2 237

SOUTH DAKOTA STATE 4th year

DOB: 3-12-56 at Santa Monica, CA

HOW ACQUIRED: D-5, 1978


PRO: Stating nine of the season's first ten games, Bill finished the year as the Patriots third leading tackler with 128 total tackles (75 solos and 53 assists) . . . had his most productive days at Pittsburgh (9-27) and against Miami (11-8) when he chipped in 11 tackles and three assists in each game . . . also had nine tackles and six assists against Philadelphia (9-13) and a fumble recovery at Washington (10-25) . . . a tough competitor, he has primarily played at the inside LB spot alongside Steve Nelson or Bob Golic, but he can also play outside . . . an active special teams player as well . . . played in all 16 games during the '80 season . . . saw limited action at the linebacker spot, but was a regular on special teams . . . chalked up 23 tackles and 9 assists during '80 campaign . . . Bill recorded his first interception as a pro at Buffalo (10-26) when he stole a Joe Ferguson pass and returned it 5 yds. to the Bills' 17 yd. line, which set up a John Smith 32 yd. FG . . . Bill was on the injured reserve list for his entire rookie year (1978) with a neck injury . . . got first start of his short pro career vs. Detroit (10-7-79) in a game the Patriots won 24-17 . . . recorded 27½ tackles in 1979.

COLLEGE: Two-time Academic All-American for the Jack Rabbits . . . played TE as freshman, DT as a soph and DE as a junior and senior . . . Dairy Science Major with 3.65 average.

PERSONAL: Married (Lynn) . . . formed Wood, Inc. with teammates Steve Nelson, Pete Brock and Stee King during the past offseason . . . the firm clears land and sells firewood . . . hails from Wessington, S.D. (pop. 350) . . . spent last offseason in Foxboro . . . involved in charity work . . . enjoys both snow and water skiing.

GAMES PLAYED/STARTED: 1978 - on injured reserve for entire season, 1979 - 16/1, 1980 - 16/0, 1981 - 16/9, Total: 48/10.

STATS: Interceptions: 1980 - one for 5 yds. at Buffalo, 10-26. Kickoff Returns: 1981 - one for 5 yds. vs. Buffalo, 12-13.



TONY McGEE 78

DE 6-3 249

BISHOP (TX) 12th year

DOB: 1-18-49 at Battle Creek, MI

HOW ACQUIRED: T-Chicago, 1974

PRO: For the seventh straight year, Tony led the Patriots in sacks with six QB drops for a total of 60½ yards in losses . . . nicknamed "Mac the Sack" he has accumulated 93 career sacks, with 76 of those coming in his eight years as a Patriot . . . he also finished second on the team in QB pressures with six and contributed 29 tackles and ten assists to the defensive cause while starting nine games . . . although he didn't start in games 13-15, he started the final game of the year . . . in the Patriots'


30-27 overtime loss to Miami on 11-8, he had six tackles, two assists, one sack, one QB pressure, and recovered a fumble . . . also had six tackles in a 38-10 win over Houston (10-18) . . . while playing primarily as a DR (designated rusher) in 1980, he tied Julius Adams for the team lead in sacks (8½ for 62 yards in losses) and also topped the team with 19 QB pressures . . . when the Patriots devastated the Bills with eight QB sacks on 12-14-80, Tony led the sack attack with 2½ while adding six tackles and three QB pressures . . . in '79 he matched his '78 sack total of 11½ and notched 35 tackles . . . he also tied Mel Lunsford in the QB pressures (22) . . . his most productive game of 1979 was in the season opener vs. Pittsburgh (9/3) when he made 5 tackles 1½ sacks and 1 QB pressure . . . also had 3½ sacks in two meetings of 1979 with Buffalo . . . his outstanding play in 1977 earned him the coveted Jim Lee Hunt Memorial Award, an honor voted upon by the Patriots' coaches for most outstanding line play . . . joined the Patriots in a pre-season 1974 trade from Chicago in exchange for the Patriots eighth choice in '75 and third choice in '76 . . . originally the Bears' third round draft choice in 1971, he played in 42 consecutive games for the Windy City club at both DT and DE before the trade . . . in his first year as a Patriot, he turned in 4½ sacks, while accounting for 6½ in '75, 12½ in '76 and 13½ more in '77.

COLLEGE: Tony played for two seasons at the University of Wyoming before transferring to Bishop College in Texas.

PERSONAL: Married (Novena) . . . father of two sons, David and Soloman, and a daughter, Shayla . . . one of the most affable members of the squad, he is popular on the speaking circuit . . . spent the past off-season working as a volunteer coordinating two way tutoring programs in Boston Public Schools . . . during the off-season a year ago, he was active with Professional Athletes Outreach (PAO) and Sports World Ministries . . . in that capacity, he made numerous speaking tours among youth groups in the Southeastern U.S. . . . helps conduct the popular New England Youth Football Camp which he helped found with Ray Hamilton and Leon Gray . . . active in numerous charitable activities, he was the recipient of the Frito Lay Community Service Award following 1979 + 1980 seasons . . . was feted at the White House in February, 1980 for his efforts in federally funded youth employment programs.

GAMES PLAYED/STARTED: 1971 - 14/4, 1972 - 14/14, 1973 - 14/14, 1974 - 14/1, 1975 - 13/10, 1976 - 14/14, 1977 - 14/1, 1978 - 16/0, 1979 - 16/2, 1980 - 16/0, 1981 - 16/9, Total: 161/69.

STATS: Fumble Recoveries: 1971-3, 1973-4, 1977-1, 1978-1, 1981-1.



LARRY McGREW 50

LB 6-5 233

USC 2nd year

DOB: 7-23-57 at Berkeley, CA

HOW ACQUIRED: D-2, 1980


PRO: Larry missed the entire 1981 season after a training camp knee (left) injury required surgery . . . he was placed on injured reserve on 8-31 . . . a good athlete and versatile player, he is expected to make a strong bid for a starting spot at either an inside or outside linebacking post . . . in his first pro campaign (1980), Larry was active for 15 games and played in 11 . . . was placed on injured reserve 12-19 for the remainder of the '80 season with a right elbow injury sustained against the Dolphins at the Orange Bowl (12-8) . . . during '80 he backed up Rod Shoate at the ROLB spot . . . saw limited action at the linebacker spot . . . played on special teams . . . during his rookie year, McGrew recorded 17 tackles, six assists, one sack for -10 yds. and one pass deflection . . . considered by the Patriots to be one of the top linebacking prospects in the '80 draft, Larry was the 45th player chosen overall and the sixth linebacker taken.

COLLEGE: USC coaches voted him as defensive MVP in '79 . . . made 138 tackles in three years . . . started in two Rose Bowl games, made six tackles in 17-10 win over Michigan in '79 and five tackles in 17-16 win over Ohio State in '80 . . . career high of 10 tackles came against Notre Dame as a junior . . . played in '80 Japan Bowl . . . spent frosh year at Contra Costa Junior College.

PERSONAL: Married (Elaine) and father of one son, Lawrence (1) . . . graduated in Spring, 1980 with a degree in Speech Communications . . . has graduate school aspirations in Business . . . enjoys basketball,

bike riding and coaching Little League Baseball.

GAMES PLAYED/STARTED: 1980 - 11/0, 1981 - on injured reserve for the entire season, Total: 11/0.



STANLEY MORGAN 86

WR 5-11 181
TENNESSEE 6th year
DOB: 2-17-55 at Easley, SC
HOW ACQUIRED: D-1b, 1977

PRO: Regarded as probably the best deep receiving threat in the NFL today, Stanley is capable of breaking a long gainer on any play . . . despite missing the first two games of the year with a sprained left knee (suffered vs. Oakland in preseason play) and the final game and a half with a right toe injury, he set the club record for receiving yards in a single season with a 1,029 yard output . . . he is the only player in the NFL to have averaged over 20 yards per reception in each of the last five seasons . . . he led the league in that category last season with a 23.4 average while catching six passes over 40 yards (76t, 66t, 65, 56, 42, 41) and a total of eight receptions over 30 yards . . . in a 30-27 overtime loss to Miami on 11-8, he broke his own club mark for receiving yards in a game by grabbing five receptions for 182 yards and one TD . . . in that game, he also teamed up with Steve Grogan on a 76 yard TD reception, a personal career best for both players . . . in addition to his 182 yard effort against the Dolphins, he also turned in a 118 yard performance against Kansas City (10-4) and a 141 yard game at Buffalo (11-22) to raise his career total of 100 yard receiving games to 14, tops in club history . . . when he missed the opening game with a knee injury last year, it marked the end of a 62 game consecutive starting streak that began in his rookie year (1977) . . . with 188 career receptions, Stanley ranks second in career receptions among active Patriots (Sam Cunningham had 210 entering the 1982 season) and also ranks sixth on the club's all-time receptions chart . . . he also ranks third on the Patriots' all-time career receiving yardage list with 4,285 total yards, behind only Jim Colcough (5,001 yards) and Gino Cappelletti (4,589 yards) . . . entering the 1982 season, Stanley needs 717 yards to become the club's all-time career reception yardage leader . . . Stanley ranks third in club history in career receiving TDs with 32, behind only Cappelletti (42) and Colcough (39) . . . he also holds the club mark for best career reception yardage average (22.8 yards) . . . last year marked the second year in a row that Stanley led the Patriots in reception yardage and had he not fell nine yards short of the 1,000 mark in 1980, he would have three consecutive 1,000 yard receiving seasons . . . with a club leading 15 punt returns for 116 yards and a 7.7 yard average last year, Stanley ranks second to only Mike Haynes (111-1, 159—10.44) on the club's all-time career punt return chart with 960 yards and a 10.43 average on 92 returns . . . in the first four games of 1980, Stanley had five TD receptions, including two (68 and 40 yards) at Seattle (9-21-80) and the game winner (45 yards) the following week against Denver (9-29) . . . his longest reception of '80 was a 71 yarder at San Francisco (11-30) that set up a TD . . . although he missed a Pro Bowl berth following the past season, he played in the Pro Bowl following the 1979 and 1980 seasons, scoring the AFC's lone TD in a 21-7 loss to the NFC in his most recent Pro Bowl visit . . . despite missing both contests against Baltimore last year, in his last six games against the Colts, he has caught 21 passes for 507 yards (24.1 avg.) and five TDs (75, 62, 56, 27 and 25 yards) . . . in only his third pro campaign, he joined Harold Jackson (1,013 yards) in becoming the first player to cross the 1,000 yard receiving plateau in a season when he had 1,002 yards on 44 reception in 1979 . . . his 12 receiving TDs that year led the league as did his 22.8 reception yard average . . . in a 50-21 thumping of Baltimore at Foxboro (11-18-79), Stanley returned a punt 80 yards for a TD, marking only the third time in club history that a punt was returned for a TD . . . his total TD production (13) in 1979 tied Steve Grogan's club mark of 13 set in 1976 . . . in his second pro season (1978), he led the team with 820 yards receiving and was the team's top punt returner with 335 yards and a 10.5 yard average on 32 returns . . . as a rookie, he turned in a stellar performance with 21 receptions (second on the club), the club's top reception average (21.1) and top punt return performance (16 for 220 yards and a 13.8 avg.) . . . his 13.8 yard punt return average was second best in the AFC that year . . . was named to the PFW all-rookie team and

was tabbed as Rookie of the Year by the Patriots' 1776 Fan Club . . . the 25th player overall and the first wide receiver taken in the 1977 NFL draft, Stanley joined CB Ray Clayborn (16th player taken) as one of two Patriot first round choices that year.

COLLEGE: Received countless awards after four year career with the Vols . . . played three different positions — WR, RB and WB . . . accounted for 4,713 yards while a collegian, averaging 9.2 yards every time he touched the ball.

PERSONAL: Married (Rholedia) . . . father of two daughters, Sanitra Nikole (6) and Monique (2) . . . received a B.S. in Education from Tennessee in 1979 . . . has spent the past four offseasons working for Industrial National Bank of Providence in municipal bond management . . . a standout performer on the Patriots' offseason basketball team.

GAMES PLAYED/STARTED: 1977 - 14/14, 1978 - 16/16, 1979 - 16/16, 1980 - 16/16, 1981 - 13/13, Total: 75/75. Started 62 consecutive games in first four years of career before missing first two games of 1981 with a left knee sprain.

Year	G	RECEIVING					TD	PUNT RETURNS					TD
		No.	Yds.	Avg.	LG.	No.		FC	Yds.	Avg.	LG.		
1977	14	21	443	21.3	64t	3	16	2	220	13.8	53	0	
1978	16	34	820	24.1	75t	5	32	5	335	10.5	48	0	
1979	16	44	1002	22.8*	63t	12*	29	21	289	10.0	80t	1	
1980	16	45	991	22.0	71	6	-	-	-	-	-	-	
1981	13	44	1029	23.4*	76t	6	15	4	116	7.7	26	0	
Totals	75	188	4285	22.8	76t	32	92	32	960	10.4	80t	1	

*NFL Leader

OTHER STATS: Rushing: 1977-one for 10 yards, 1978-two for 11 yds., 1979-seven for 39 yds., 1980-four for 36 yds., 1981-two for 21 yds. Kickoff returns: 1979-one for 12 yds. Fumbles: 1978 - 6, 1979 - 1, 1981 - 2. Fumble recoveries: 1980 - 1, 1981 - 2.

Single Game Career Highs

Most receptions — 6, at NY Jets (12-9-79)

Most Yds. receiving — 182, vs. Miami (11-8-81)

Longest Reception — 76 (TD), vs. Miami (11-8-81)

Most TD receptions — 2 (Five times), vs NY Jets (9-9-79), at Balt. (10-28-79), at Buff. (11-4-79), at NY Jets (12-9-79), at Seattle (9-21-80), vs. Houston (10-18-81)

100 Yard Receiving Games

1978—vs. Baltimore (9-18) 3-125-1 (62t)

vs. Phil. (10-8) 3-104-1 (58t)

at Baltimore (11-26) 5-170-1 (75t)

1979—vs. NY Jets (9-9) 3-102-2

at Baltimore (10-28) 5-151-2 (56t)

at Buffalo (11-4) 5-158-2 (63t)

at Miami (11-29) 5-124-1 (38t)

at NY Jets (12-9) 6-129-2 (48t)

1980—vs. Cleveland (9-7) 3-102-1 (67t),

at Seattle (9-21) 2-108-2 (68t)

at San Francisco (11-30) 4-142-0

1981—vs. Kansas City (10-4) 4-118-1 (66t)

vs. Miami (11-8) 5-182-1 (76t)


at Buffalo (11-22) 3-141-1 (65)

MORGAN'S CLUB RECORD FOR SINGLE SEASON RECEIVING YARDAGE — 1981

Date/Opp	No.	Yds.	Avg	LG	TDs
9/ 6 Baltimore			Did Not Play		
9/13 @Philadelphia			Did Not Play		
9/21 Dallas	4	68	17.0	23	0
9/27 @Pittsburgh	5	87	17.4	21	1
10/ 4 Kansas City	4	118	29.5	66t	1
10/11 @NY Jets	3	87	29.0	33	0
10/18 Houston	4	98	24.5	42t	2
10/25 @Washington	5	66	13.2	23	0
11/ 1 @Oakland	1	20	20.0	20	0
11/ 8 Miami	5	182	36.4	76t	1
11/15 NY Jets	1	4	4.0	4	0
11/22 @Buffalo	3	141	47.0	65	1
11/29 St. Louis	4	94	23.5	41	0
12/ 6 @Miami	4	55	13.7	19	0
12/13 Buffalo	1	9	9.0	9	0
12/20 @Baltimore			Did Not Play		
Totals	44	1029	23.4	76t	6

FOR THE RECORD

Not only has Stanley Morgan recorded the two best single game receiving efforts in club history — 182 yards vs. Miami in 1981 and 170 yards at Baltimore in 1978 — he has achieved four of the club's top seven single game receiving performances.



STEVE NELSON 57

LB 6-2 226
NORTH DAKOTA STATE 9th year
DOB: 4-26-51 at Farmington, MN
HOW ACQUIRED: D-2b, 1974

PRO: Last year was an unusual year for Steve Nelson in that he did not finish at the top of the Patriots' tackle chart . . . with 62 tackles and 64 assists, he finished fourth on the team tackle chart, due largely to the fact that he missed four games with a separated left shoulder . . . starting the first four games, he injured the shoulder at Pittsburgh (9-27) and sat out the next four games . . . when he returned, he became the Patriots' nucleus on defense once again, turning in six tackles and 12 assists at Buffalo (11-22) and ten tackles and seven assists in the season finale at Baltimore (12-21) . . . prior to last season, "Nellie" led the team in tackles for three straight years and made his first ever Pro Bowl appearance after an outstanding 1980 campaign . . . he earned the Pro Bowl berth by topping the Patriots with 186 total tackles, well ahead of team runnerup Rod Shoate's 103 stops . . . over the past three seasons, he has played in 43 games and has averaged 10.4 tackles per game . . . out of a possible 120 games in his eight pro seasons, Steve has played in 105 contests and has started in 103 games . . . although he did not record any interceptions last year, Nellie ranks 12th on the Patriots' all-time interceptions list with 13 career steals for 199 yards . . . in the fifth game of 1980, he blocked a FG attempt against the Jets (10-5-80) that was returned 65 yards by Mike Haynes for a TD . . . he had three interceptions in '80 that setup two scores and prevented another . . . against Miami (10-12-80) he stole one pass to setup a Patriot TD and repeated that feat against LA (11-16-80) . . . in a 47-21 romp over Baltimore (11-23-80), he intercepted a Bert Jones' pass at the five yard line to prevent a Colt score . . . with 13 career interceptions, he ranks 12th on the Patriots' all-time career interception list . . . always around the ball, "Nellie" had ten initial hits and seven assists at Seattle (9-21) and ten initial hits and eight assists against LA (11-16) in his most productive games of '80 . . . the Patriots' leading tackler in 1979 with 134 stops, he greatly outdistanced Tim Fox (70) who finished as runnerup on the Patriots' tackle chart . . . he preserved a Patriot 27-21 win over San Diego on 9-23-79 when he intercepted a Dan Fouts pass at the goalline with just 1:30 remaining to be played . . . after making 33 tackles in the first four games of 1979, he suffered a concussion vs. Green Bay (10/1) that seemingly ended his activity for the year, but he returned two weeks later to start the last ten games of the year, averaging ten tackles per game . . . he also added two sacks in 1979 . . . his top tackle performance came in the season finale vs. Minnesota (12/16) when he made 12 tackles . . . his team leading 98 tackles and four fumble recoveries earned him second team AP all-pro honors in 1978 . . . started first 14 games of the year but knee injury vs. Dallas (12/3) sidelined him for final two games of '78 campaign . . . 1977 was a banner year as he had 97 tackles and 4 sacks, while earning all-pro honors with the NY POST and Unsung Hero Award with 1776 Fan Club . . . started first ten games of 1976, but a dislocated kneecap suffered vs. Baltimore (11/14) held him out of last four games . . . returned to play in playoff game vs. Oakland . . . led team with 142 tackles while starting every game of '75 . . . the 34th player taken in the 1974 draft, Nellie was the second of two Patriot second round choices, the other being OG Steve Corbett of Boston College . . . starting 11 games as a rookie, he was named the as Patriots' MVP and was the NEA Third Down Award recipient.


COLLEGE: Played his college ball at North Dakota State under then head coach Ron Erhardt . . . played both OLB and DE . . . served as team captain in 1973 and was team MVP in both '72 and '73.

PERSONAL: Married (Maria) . . . father of three daughters, Cam (6), Casey (4) and Caitlin (2) . . . very active in fundraising events for the Wrentham State School, a home for the mentally handicapped . . . has served as co-chairman of a celebrity golf tournament to benefit the school over the past two years, raising upwards of \$10,000 each year . . . enjoys outdoor activities including woodcutting, fishing and watching birds . . . would like to pursue a football coaching career someday.

GAMES PLAYED/STARTED: 1974 - 11/9, 1975 - 14/14, 1976 - 10/10, 1977 - 13/13, 1978 - 14/14, 1979 - 15/15, 1980 - 16/16, 1981 - 12/12, Totals: 105/103.

Year	G	No.	INTERCEPTIONS			LG	TD
			Yds.	Avg.			
1974	11	-	-	-	-	-	-
1975	14	2	8	4.0	4	0	0
1976	10	2	32	16.0	34	0	0
1977	13	-	-	-	-	-	-
1978	14	5	104	20.8	37	0	0
1979	15	1	18	18.0	18	0	0
1980	16	3	37	12.3	33	0	0
1981	12	-	-	-	-	-	-
Totals	105	13	199	15.3	37	0	0

OTHER STATS: Fumble Recoveries: 1974 - 1, 1976 - 3, 1977 - 1, 1978 - 4, 1979 - 1, 1980 - 1.



TOM OWEN 17

QB 6-1 194

WICHITA STATE 9th year

DOB: 9-1-52 at Shreveport, LA

HOW ACQUIRED: T-S.F., 1976

PRO: Tom made his first start since 1974, and his first as a Patriot, when he started at Baltimore (12-20) in last year's season finale . . . the week before, when the Patriots hosted Buffalo (12-13), he relieved Matt Cavanaugh late in the third quarter and went on to complete six of 14 pass attempts for 82 yards and one TD . . . in his start at Baltimore, Tom connected on nine of 22 pass attempts for 136 yards and one TD before turning the quarterbacking duties back over to Cavanaugh late in the game . . . missing all of training camp and much of the first half of the 1980 season, Tom settled a contract dispute and when he signed on 10-20-80 . . . he was then activated on 11-3-80, but did not see any game action since Cavanaugh and Steve Grogan were entrenched in the quarterback slot . . . in 1979, he saw action in six games . . . with the Patriots trailing Detroit 17-14 on 10-7-79, he stepped in to guide the Patriots to ten fourth quarter points and a 24-17 Patriot victory . . . also stepped in for Grogan against Denver (11-11-79) when the starter was felled early with a concussion . . . had his busiest day as a Patriot against Broncos, completing nine of 17 passes for 62 yards before also suffering a concussion, forcing Grogan to return to the lineup . . . since coming to the Patriots with four draft choices from San Francisco in a trade for Jim Plunkett (4-5-76) has seen limited action behind Grogan . . . ironically, he was a schoolboy rival of Grogan, having directed Turner High (Kansas City) against Grogan and his Ottawa, Kansas eleven . . . he played in two games for Patriots in '76 and was active for entire '77 campaign but did not call a play . . . after 30 game non-playing streak, he helped direct Patriots to record breaking 55-14 win over NY Jets (10-29-78) . . . although a 13th round choice of San Francisco in 1974, Tom emerged as 49er's top QB in second half of the season, leading the club to wins in four of their last five games of the year . . . started seven games as a rookie.


COLLEGE: A three year starter at QB for the Shockers . . . did not make travel squad when tragic air crash wiped out most of school's football squad.

PERSONAL: Married (Patti) . . . father of one son, Ryan (2) . . . spent offseason at home in Kansas.

GAMES PLAYED/STARTED: 1974 - 10/7, 1975 - 4/0, 1976 - 2/0, 1977 - 0/0, 1978 - 2/0, 1979 - 6/0, 1980 - 0/0, 1981 - 2/1, Totals: 26/8.

PASSING									
(San Fran. 1974-75, Patriots 1976-80)									
Year	G	Att.	Comp.	Yds.	Pct.	Int.	TD	LG	Rating
1974	10	184	88	1327	47.8	15	10	68t	55.8
1975	4	51	24	318	47.1	2	1	24	57.3
1976	2	5	1	7	20.0	0	0	7	—
1977	0	0	0	0	0.0	0	0	0	—
1978	2	26	15	182	57.7	2	0	23	47.3
1979	6	47	27	248	57.4	3	2	32	59.6
1980	0	-	-	-	-	-	-	-	-
1981	2	36	15	218	41.7	4	1	28	50.5
Totals	26	349	170	2300	48.7	26	14	68t	

OTHER STATS: Rushing: 1974 - sixteen for 36 yds. and one TD, 1975 - one for 1 yd., 1979 - two for - 1 yd. Fumbles: 1974 - 4, 1975 - 1, 1979 - 1, 1981 - 1. Fumble Recoveries: 1974 - 1, 1975 - 1.



CARLOS PENNYWELL 88

WR 6-2 180
GRAMBLING 5th year
DOB: 3-18-56 at Crowley, LA
HOW ACQUIRED: D-3, 1978

PRO: Carlos made the first two starts of his pro career when he replaced the injured Stanley Morgan (knee) in the first two games of last season . . . in the season opener vs. Baltimore (9-6), he caught a 22 yard TD pass and hauled in another pass for 15 yards . . . on the year, he played in only five games before breaking his wrist vs. Kansas City (10-4) . . . he was then placed on injured reserve for the year on 10-6 . . . in 1980, he was active for all 16 games and played in 11 . . . had four receptions for 31 yds. and caught a nine yd. TD pass from QB Matt Cavanaugh vs. Baltimore 11-23-80 . . . spent most of his rookie year as a special teams player and was hoping to get more playing time at the WR position before a heel injury in the third week of practice felled him . . . during his second year he was placed on injured reserve (9-21-79) before fourth game of the year vs. San Diego . . . reactivated for 14th game at Miami (11-29-79) and caught a 13 yard TD pass on final play of the game from Steve Grogan.


COLLEGE: Comes from the school that produces many a player for the NFL, Grambling . . . teamed with Tampa Bay QB Doug Williams to make Tigers the nation's second ranked passing offense . . . member of the same Grambling receiver corps as Sammy White (Vikings) and Dwight Scales (Giants) . . . the 4.4 speedster had over 200 college offers as a prepster.

PERSONAL: Married (Janice) . . . earned nickname "Chilly" for remaining cool under pressure situations . . . counts Jazz, tennis, horseback riding and fishing as hobbies . . . his dad Clifford coached both Carlos and his cousin Robert Pennywell (Falcons) as preppers . . . also coached Robert Parish (Boston Celtics) in high school.

GAMES PLAYED/STARTED: 1978 - 16/0, 1979 - 6/0, 1980 - 11/0, 1981 - 5/2, Total: 38/2.

Year	RECEIVING					
	G.	No.	Yds.	Avg.	LG.	TD
1978	16	1	28	28.0	28	0
1979	6	4	35	8.8	13t	1
1980	11	4	31	7.8	16	1
1981	5	3	49	16.3	22t	1
Totals	38	12	143	11.9	28	3

OTHER STATS: Kickoff returns: 1980 - one for 0 yds.



RICK SANFORD 25

DB 6-1 192
SOUTH CAROLINA 4th year
DOB: 1-9-57 at Rock Hill, SC
HOW ACQUIRED: D-1, 1979

PRO: In his three years as a Patriot, Rich has exhibited his athletic diversity, starting at both corner and at strong safety . . . this season, he is projected as the starter at free safety in place of Tim Fox who was traded to San Diego . . . the Patriots' top interceptor last year with three steals, he now has five career interceptions . . . he also had a team leading three fumble recoveries last season and now has seven career fumble recoveries . . . with 45 tackles and 38 assists, he was the team's ninth ranked tackler . . . on the year, he started 14 games at strong safety . . . before Mike Haynes ended his contract holdout, Rick started the first four games of 1980 in his place at RCB . . . after playing the next six games as the Patriots' fifth back, he won the starting role at SS for the final six games . . . while shifting around the secondary, he turned in 45 initial hits and six assists . . . for the second year in a row, he proved that he is a productive special teams member by scoring a TD . . . against Baltimore on 11-23, he returned a fumbled kickoff return for 22 yards and six points . . . only one year earlier (11-18-79) against the

same team, he became the first Patriot in ten years (Roland Moss vs. Buffalo, 11-14-71), to take a blocked punt back for a TD . . . he accomplished the feat by blocking Bucky Dilt's punt and rambling eight yards for the score . . . had a sack on a safety blitz vs. Baltimore (11-23-80) . . . as the 25th player taken in the '79 draft, he found himself shoring up the injured Patriots' secondary in making four starts . . . he started one game in place on the injured Haynes at RCB while starting three more at SS . . . he was the Patriots' second leading KO returner in 1979 behind fellow rookie Allan Clark, returning 10 kickoffs for 179 yards . . . in the Patriots' 26-6 win at Buffalo (11-4-79), Rick took a lateral from Rod Shoate after Shoate intercepted a Joe Ferguson pass and he returned it 27 yards to help set up the Patriots' go ahead FG . . . in the Patriots-Bills rematch (11-25-79), he recorded his first pro interception, returning the stolen aerial 12 yards . . . on the year, he had 28 tackles.

COLLEGE: Rick had been the highest NFL draft pick in school history since Alex Hawkins (2nd round-1959) until George Rogers was the first player taken in the 1981 NFL Draft . . . was the top DB taken in 1979 draft . . . a consensus All-America, he was a three year starter for the Gamecocks, and turned in 112 career tackles . . . had nine career interceptions for 112 yards.


PERSONAL: Married (Sherri) . . . received a B.S. in Physical Education from South Carolina in 1980 and spends the off-season there working on a Masters in Education . . . a versatile athlete, he enjoys racquetball, tennis, basketball and golf . . . was South Carolina H.S. Athlete of the Year in 1975 . . . until he turned pro, Rick's parents never missed one of his athletic contests . . . they still travel to three or four Patriot home games each season.

GAMES PLAYED/STARTED: 1979 - 16/4, 1980 - 16/10, 1981 - 16/14, Total: 48/28.

Year	G	INTERCEPTIONS					No.	KICKOFF RETURNS				
		No.	Yds.	Avg.	LG.	TD		Yds.	Avg.	LG.	TD	
1979	16	1	39*	39.0	12	0	10	179	17.9	23	0	
1980	16	1	0	0.0	0	0	-	-	-	-	-	-
1981	16	3	28	9.3	21	0	4	82	20.5	27	0	
Total	43	5	67	13.4	21	0	14	261	18.6	27	0	

*returned lateral after Rod Shoate interception for 27 yards.

OTHER STATS: Blocked punts: 1979 - one for eight yds. (TD) vs. Baltimore, 11-18. Punt returns: 1979 - one for 1 yd. Fumble Recoveries: 1979 - 2, 1980 - 2, (one for 22 yds. (TD) vs. Baltimore, 11-23), 1981 - 3.



JOHN SMITH 1

PK 6-0 185
SOUTHAMPTON (Eng.) 9th year
DOB: 12-30-48 at Leafield, England
HOW ACQUIRED: FA, 1974
Left Footed Soccer Style Kicker

PRO: With the Patriots' offensive point production down last year, John had fewer opportunities to kick and finished seventh in the AFC scoring race with 82 points . . . that effort followed his back-to back league scoring titles in 1979 (115 points) and 1980 (129 points) . . . he still ranks second on the Patriots' all-time scoring list behind Gino Cappelletti with 650 points . . . having now made 120 of 177 career FG attempts, John's 67.8% FG accuracy rate is the third best in NFL history behind only Seattle's Efren Herrera (68.78%) and Houston's Toni Fritsch (68.3%), two kickers who kick indoors in at least eight games per year . . . the previous year, John had ranked as the NFL's all-time career FG accuracy leader with a 68.6% accuracy rate . . . John has continued to extend his club record consecutive game scoring streak that stands at 92 games as he enters the 1982 campaign . . . he has only been blanked once in his 107 games as a Patriot when the Patriots lost the 1975 season opener to Houston, 7-0, on 9-21 . . . John had made 79 consecutive PATs since 11-18-79 until his final PAT attempt in the Patriots' 33-17 win over Kansas City on 10-4-81 sailed wide to the right . . . in eight seasons, John has scored ten or more points in 15 games, including eight games in 1980 . . . had his biggest point total against Washington on 10-25 when he scored ten points . . . he also had the longest FG attempt of his career that day, trying a 53 yarder that fell short in a heavy rain with less than a minute to play . . . in the Kansas City victory on 10-4, he connected on a 50 yard FG, the longest of his career . . . his previous career best was a 49 yard shot in a 38-14 win

over Denver on 11-28-76 . . . during his career, he has been successful on 93 of 113 FG attempts from inside the 40 yard line for a 82.3% success rate . . . John's 129 points in 1980 not only broke his own club record for points in a season (115 in 1979), it is still the best individual season point total since O.J. Simpson ran up 138 points in 1975 . . . in the process, he set several new club records in 1980 . . . hitting on all 51 PAT attempts, he set the club marks for PATs made and attempted in a season . . . his 26 FGs (on 34 attempts) were also a new club mark while his 129 points were the most ever by a kicker in club history . . . in 1979, he topped Earl Campbell of Houston and Mark Moseley of Washington by just one point to win NFL scoring honors with 115 points . . . at the same time, he broke Cappelletti's record for points kicking by a Patriot in a season (114 in 1964) . . . his FGs spelled the margin of victory on back to back weeks during 1979 as the Patriots stopped Cincinnati 20-14 (9-16) and San Diego 27-21 (9-23) . . . despite making only one of his first eight attempts past the 40 yard mark in '79, he hit on five of his last six FG attempts from 40 yards or more . . . in Patriots' 56-3 victory over the NY Jets (9-9-79), he tied the club record for most PAT attempts (8) and established the new club record for most PATs made (8) in a game . . . a leg muscle tear early in '78 almost ended John's kicking career and he joined the injured reserve roll after three games . . . prior to '78, he led the Patriots in scoring four straight seasons (1974-77) . . . was the only NFL kicker who did not miss a PAT attempt in '75 (33-33) and matched that feat again in '77 (33-33) . . . John had an unusual start on the pro gridiron . . . as a visiting soccer camp instructor, he tried kicking a football and was given a tryout by the Patriots in 1973 . . . after signing a free agent contract, he was traded to Pittsburgh, later waived, and subsequently returned to kick for the NE Colonials (ACFL) . . . was ACFL scoring champ of '73 while hitting 36 straight PAT conversions and 19 of 21 FGs (longest was 48 yards) . . . the left footed soccer style kicker then signed another free agent pact with the Patriots on 4-7-74 . . . as a rookie, scored 90 points to finish as runnerup to AFC scoring champ Roy Gerela and fourth best in NFL . . . PFW and Football Digest All-Rookie Team selection in '74.

PERSONAL: Married (Vivienne) . . . has three daughters, Felicity (5), Nicola (4) and newborn Victoria as well as one son, Martin James (2) . . . salesman with food brokerage firm of Barclay, Brown and Kavanaugh . . . also spends offseason organizing, promoting and conducting youth soccer school and clinics . . . active in a variety of organizations and charities including Fellowship of Christian Athletes, Athletes in Action, Special Olympics and Boys Club . . . first time he ever saw an American football game, he played in it when he was 24 years old.

GAMES PLAYED/STARTED: 1974 - 14/0, 1975 - 14/0, 1976 - 14/0, 1977 - 14/0, 1978 - 3/0, 1979 - 16/0, 1980 - 16/0, 1981 - 16/0, Total: 107/0.

	G	FGM	FGA	Pct.	LG	BLK	XPM	XPA	FG Made	
									Total	Avg.
									Yds.	Yds.
1974	14	16	22	72	46	1	42	43	512	32.0
1975	14	9	17	53	46	3	33	33	312	34.7
1976	14	15	25	60	49	1	42	46	534	35.6
1977	14	15	21	71	44	0	33	33	445	29.6
1978	3	1	1	100	24	0	6	7	24	24.0
1979	16	23	33	70	47	2	46	49	796	34.6
1980	16	26	34	76.5	44	2	51	51	785	30.2
1981	16	15	24	62.5	50	1	37	39	506	33.7
Totals	107	120	177	67.8	50	10	290	301	3914	32.6

1981 AWARDS

Rich Camarillo — *Football Digest* All Rookie Team

Matt Kavanaugh — Frito-Lay Community Service Award

Tony Collins — 1776 Fan Club Rookie of the Year

Tim Fox — 1776 Fan Club MVP

John Hannah — Pro Bowl Starter (fifth time), first team all-pro (AP, NEA, *PF Weekly*, PFWA, UPI), first team all- AFC (*College and Pro Football Weekly*), Jim Lee Hunt Memorial Award, NFLPA Coca-Cola Award as top offensive lineman in NFL.

Don Hasselbeck — 1776 Fan Club Unsung Hero Award

1981 Kicking

(Bold face indicates FG made)

Baltimore (50w, 38w); Philadelphia (**22**); Dallas (43s); Pittsburgh (-); Kansas City (**50, 43**); NY Jets (**22**); Houston (32w, **21**); Washington (**25, 22, 46**, 53s); Oakland (**38**); Miami (**27, 34**); NY Jets (**42, 29**); Buffalo (**43**, 35b); St. Louis (39w); Miami (49, 50); Buffalo (**42**); Baltimore (-).

FIELD-GOAL ACCURACY

Year	1-19	20-29	30-39	40-49	50-plus	Total
1974	0-0	6-7	8-10	2-5	0-0	16-22
	0%	86%	80%	40%	0%	73%
1975	1-1	1-1	5-6	2-8	0-1	9-17
	100%	100%	83%	25%	0%	53%
1976	0-1	4-4	4-6	7-14	0-0	15-25
	0%	100%	67%	50%	0%	60%
1977	1-1	4-5	9-11	1-4	0-0	15-21
	100%	80%	82%	25%	0%	71%
1978	0-0	1-1	0-0	0-0	0-0	1-1
	0%	100%	0%	0%	0%	100%
1979	0-0	6-6	11-13	6-14	0-0	23-33
	0%	100%	85%	43%	0%	70%
1980	2-2	11-11	10-14	3-7	0-0	26-34
	100%	100%	71%	43%	0%	76.5%
1981	0-0	7-7	2-6	5-7	1-4	15-24
	0%	100%	33%	71%	25%	62.5%
Totals	4-5	40-42	49-66	26-59	1-5	120-177
	80%	95%	74%	44%	20%	67.8%

Note: Smith missed a 50 yd. FG attempt in AFC Playoff game at Oakland, 12-18-76.

Single Game Highs

Most FG's Attempted: 4, accomplished nine times, most recent at Washington, 10-25-81


Most FG's Made: 4, at San Diego, 11-9-75

Longest FG attempted: 52, vs. Baltimore, 10-19-75

Longest FG Made: 50 vs. Kansas City, 10-4-81

Most PAT's Attempted: 8 vs. Jets, 9-9-79

Most PAT's Made: 8 vs. Jets, 9-9-79



MOSI TATUPU 30

FB 6-0 227

SOUTHERN CAL 5th year

DOB: 4-26-55 at Pago Pago,
American Samoa

HOW ACQUIRED: D-8b, 1978

PRO: Mosi turned in his finest year as a pro in 1981 . . . he was the team's fifth leading rusher with 38 carries for 201 yds. (5.3 avg.) and two TDs . . . playing in a backup roll at the FB spot, Mosi also was a standout player on special teams as he recorded 14 solo tackles in '81 . . . had his first start in the pros in the Patriots' 38-10 victory vs. Houston (10-18) . . . in that game he carried the ball six times for 64 yds. and a 10.7 avg. . . also, in the same game he had the best run of his career, a 43 yd. jaunt in which he broke no less than seven tackles . . . was the Patriots' fifth leading rusher in '80 with 97 yds. on 33 carries . . . in a 21-17 loss at San Francisco (11-30-80), he scored both of the Patriots' TDs, the first two of his pro career . . . also scored at New Orleans in the final minutes to seal a 38-27 Patriot win . . . while a FB in the famous I formation offense at USC, Head Coach Johnny Robinson called Mosi "the best blocking back at USC since Sam Cunningham" . . . had eight carries, including a 12-yarder, for 50 yards in Patriots 56-3 thrashing of the NY Jets on 9-9-79.


COLLEGE: Made four post-season bowl appearances while playing for the USC Trojans . . . recorded 1277 rushing yards and nine TDs on 223 career carries in addition to another 147 yards gained on 19 receptions while a collegian.

PERSONAL: Married (Linnea) and the father of one daughter, Linnea Mosiula . . . spends offseason in San Diego area . . . visited Hawaii past offseason to work at a football camp for Samoan Athletes in Action . . . the son of a former Samoan boxing champ, Mosi was raised in Hawaii and ranks as one of the best schoolboy gridgers in Hawaiian history . . . has unusual hobby of raising Pit Bull Terriers . . . lists both salt and fresh water fishing, and furniture refinishing among his favorite pastimes.

GAMES PLAYED/STARTED: 1978 - 16/0, 1979 - 16/0, 1980 - 16/0, 1981 - 16/1, Total: 64/1.

Year	G	RUSHING					RECEIVING				
		No.	Yds.	Avg.	LG.	TD	No.	Yds.	Avg.	LG.	TD
1978	16	3	6	2.0	3	0	-	-	-	-	-
1979	16	23	71	3.1	12	0	2	9	4.5	5	0
1980	16	33	97	2.9	11	3	4	27	6.8	11	0
1981	16	38	201	5.3	43	2	12	132	11.0	41	1
Totals	64	97	375	3.9	43	5	18	168	9.3	41	1

OTHER STATS: Kickoff returns: 1978 - one for 17 yds., 1979 - three for 15 yds. Fumbles: 1981 - 2. Fumble Recoveries: 1981 - 3.



JOHN TAUTOLO 68

OG 6-4 271

UCLA 1st year

DOB: 5-29-59 at Long Beach, CA


HOW ACQUIRED: FA, 1981

PRO: John was signed by the Patriots on 5-27-81 . . . attended the Patriots' 1981 training camp and suffered a left knee injury . . . was placed on injured reserve on 8-18 for the entire season . . . has recovered fully from injury and will make a strong bid for a spot on the Patriots' 1982 roster.

COLLEGE: Earned third-team Freshman All-America honors in 1977 for his play at reserve DT . . . switched from defensive line to OG midway through '78 season when Bruins were beset with injuries . . . did a fine job during junior year as he started four games and saw extensive action in others in his first full season at OG . . . won a starting spot on the offensive line his senior year.

PERSONAL: Married (Patti) and is the father of one son Nathan (1) . . . Lettered in football and was honorable mention All-America at Millikan High School in Long Beach, CA . . . brother Terry plays for the San Francisco 49ers and cousin Manu Tuiasosopo plays for the Seattle Seahawks.

GAMES PLAYED/STARTED: 1981 - on injured reserve for entire season.



KEN TOLER 82

DB 6-2 191

OLE MISS 2nd year

DOB: 5-9-59 at Greenville, MS

HOW ACQUIRED: D-7, 1981

PRO: In his first season, Ken played in all 16 regular season games . . . "has great speed and hands for a big guy," according to head coach Ron Meyer . . . hauled in five receptions for 70 yds. (14.0 avg.) and returned nine kickoffs for 148 yds. (16.4 avg.) during his rookie campaign . . . a valuable special teams performer, he recorded 22 tackles while playing on the various coverage teams . . . will make a strong bid in this year for starting WR spot opposite Stanley Morgan.


COLLEGE: Top receiver for the Rebels his junior and senior years . . . caught 67 passes for 1,202 yds. and 17.9 avg. during Ole Miss career . . . ranks as the 2nd all-time leading receiver in school history . . . longest catch of his career was a 64 yd. TD reception vs. LSU in '80 . . . one of 15 college athletes to be awarded an NCAA post graduate scholarship in '81.

PERSONAL: Single . . . graduated spring of '82 with a B.A. degree in Chemistry . . . helped coach spring ball at his alma mater during past off-season . . . maintained a 3.6 GPA as a pre-dental major at Ole Miss . . . enjoys tennis and golf . . . comes from a family of six.

GAMES PLAYED/STARTED: 1981 - 16/0.

Year	G	RECEIVING					KICKOFF RETURNS				
		No.	Yds.	Avg.	LG.	TD	No.	Yds.	Avg.	LG.	TD
1981	16	5	70	14.0	23	0	9	148	16.4	32	0

OTHER STATS: Fumble Recoveries: 1981 - 1.



RICK VILLELLA 34


RB 5-11 191
BROWN 1st year
DOB: 1-18-59 at Martins Ferry, OH
HOW ACQUIRED: FA, 1981

PRO: Rick was signed as a free agent by the Patriots on 5-7-81 . . . suffered a right knee injury early in training camp that required surgery . . . was placed on injured reserve on 8-17-81 for entire season . . . extensive offseason rehabilitation program proved to be very successful, and Rick is expected to make a strong challenge at a roster spot in '82.

COLLEGE: A three year starter in the Bruins' backfield . . . career statistics include 468 carries for 2,153 yds. and 11 TDs, while averaging 4.6 yds. per carry . . . was 2nd team All Ivy League selectin and AP All America Honorable Mention as a senior.

PERSONAL: Single . . . involved in Project Life, a youth organization . . . volunteers time in numerous charities for young people . . . enjoys photography, weight training and tennis . . . resides in Providence, RI.

GAMES PLAYED/STARTED: 1981 - on injured reserve for entire season.



DON WESTBROOK 83

WR 5-10 195
NEBRASKA 6th year
DOB: 11-1-53 at Reno, NV
HOW ACQUIRED: FA, 1977

PRO: A tough and durable player, Don sees plenty of action on special teams and as a third wide receiver in the Patriots' multiple receiver formations . . . had seven receptions for 122 yards and two TDs last year . . . started the final game of the year at Baltimore in place of the injured Stanley Morgan and caught three passes for 42 yards and two TDs . . . active for all 16 regular season games and played in 14 during '80 campaign . . . best game in '80 was against Miami at the Orange Bowl (12-8), in a Monday night contest, when he caught three passes for 39 yds. . . . had his best day as a Patriot at Buffalo on 11-4-79, hauling in 3 passes for 65 yds. including a 38 yarder . . . grabbed his lone TD reception vs. NY Jets, a 14 yarder in Patriots 56-3 victory on 9-9-79 . . . finished as Patriots' third best KO Returner in '79 (11-151-13.7 avg. — Lg. 30) . . . Baltimore's 6th round pick in '76, FA with Tampa Bay in '76 and played briefly with Philadelphia (WFL) that year . . . joined Patriots as a FA in 1977.


COLLEGE: No. 2 receiver in Big 8 his senior year at Nebraska, caught 33 passes for 508 yds. . . . also had 581 rushing yards in three years for Cornhuskers.

PERSONAL: Married (Sharon) . . . enjoys young children and especially working with area Special Olympics programs . . . spent off season traveling and doing charity work . . . hobbies include racquetball, photography and tennis . . . raised in Cheyenne, Wyoming.

GAMES PLAYED/STARTED: 1977 - 13/0, 1978 - 16/0, 1979 - 16/0, 1980 - 14/0, 1981 - 12/1, Total: 71/1.

Year	G.	No.	RECEIVING			LG.	TD
			Yds.	Avg.			
1977	13	-	-	-	-	-	-
1978	16	3	38	12.7	19	0	
1979	16	9	173	19.2	38	1	
1980	14	4	60	15.0	21	0	
1981	12	7	122	17.4	32	2	
Totals	71	23	393	17.1	38	3	

OTHER STATS: Kickoff Returns: 1978 - seven for 125 yds., 1979 - eleven for 151 yds., 1980 - one for 14 yds. Punt returns: 1977 - one FC, 1979 - two for 5 yds. Fumbles: 1977 - 1. Fumble Recoveries: 1977 - 1, 1978 - 2, 1979 - 3. Rushing: 1978 - one for - 2 yds., 1979 - two for 8 yds., Passing: two of two for 52 yds.



DWIGHT WHEELER 62

OT 6-3 269
 TENNESSEE STATE 4th year
 DOB: 1-13-55 at Memphis, TN
 HOW ACQUIRED: D-4, 1978


PRO: Dwight started the first 11 regular season games in '81 at the left OT spot along side Patriots' all-pro OG John Hannah . . . starting spot was won by Brian Holloway for the final five games of '81 . . . entering his fourth season in the NFL, "Whimpy" has developed into a respected OT . . . has started in 36 games over the past three seasons . . . provides great size and blocking ability on Patriots' front wall . . . as a rookie in 1978, he received praise from players and coaches alike, but was lost for the season after breaking his ankle in the second game (at St. Louis, 9-10) . . . upon his return the next year, he was thrust into the starting LT position after Leon Gray was traded to Houston . . . after a fine start, a list of nagging injuries, primarily to his neck and ankle, forced him out of the starting lineup after ten games . . . he then saw spot duty in the next five games before being placed on injured reserve (12-12-79) for the balance of the year . . . in 1980, he matured as a pro OT, starting 15 of 16 games . . . the only tarnish on his starting streak was caused by a knee injury, forcing him to miss a start at Seattle (9-21) in the season's third game . . . however, he later saw action in that game . . . also snaps for punts and FG/PATS.

COLLEGE: Saw action as center, guard and tackle for the Bengal Tigers . . . Senior Bowl participant and winner of J.C. Coffee Award as school's top blocker.

PERSONAL: Married (Renee) . . . involved in youth football programs during pro offseasons in Tennessee . . . lists photography, racquetball and tennis among his favorite pastimes . . . sixth oldest in a family of ten children.

GAMES PLAYED/STARTED: 1978 - 2/0, 1979 - 13/10, 1980 - 16/15, 1981 - 16/11, Total: 47/36.

OTHER STATS: Kickoff Returns: 1978 - one for 0 yds. Fumbles: 1979 - one (snapped ball over punter for safety), 1980 - one (snapped ball over punter for safety).



RON WOOTEN 61


OG 6-4 280
 NORTH CAROLINA 1st year
 DOB: 6-28-59 at Otis Air Force Base
 Cape Cod, MA
 HOW ACQUIRED: D-6, 1981

PRO: Ron enjoyed a successful rookie training camp before a preseason back injury shelved him for the entire season . . . he was placed on injured reserve on 8-31-81 . . . Ron has benefited from a successful off-season training program and should add great strength to an already imposing front line.

COLLEGE: Was the leading vote-getter of offensive linemen on the '80 All-ACC team . . . named on 114 of 122 ballots . . . teamed with center Rick Donnalley senior year to lead the Tar Heels awesome running attack (270 yds. per game) . . . was named to 1st Team All-ACC senior year.

PERSONAL: Married (Ann) . . . graduated in Spring, 1981 with a degree in Chemistry . . . is working on MBA at Boston University during off-seasons . . . enjoys bass fishing.

GAMES PLAYED/STARTED: 1981 - on injured reserve entire season.



GARY WRIGHT 95

TE 6-3 224

AIC 1st year

DOB: 4-8-57 at Bennington, VT


HOW ACQUIRED: FA, 1981

PRO: Gary was signed as a free agent on 5-20-81 . . . suffered a broken left clavicle during training camp and was placed on injured reserve (8-17) for the season . . . he will attend the Patriots' 1982 training camp and battle for a roster spot.

COLLEGE: A four year starter while at AIC . . . led the Yellow Jackets in receiving with 17 receptions for 248 yds. (14.6 avg.) and two TDs in his junior year.

PERSONAL: Married (Ellen) . . . graduated Spring, 1980 with a B.S. degree in Criminal Justice . . . received masters degree in Criminal Justice from AIC, Spring 1982 . . . enjoys woodworking.

GAMES PLAYED/STARTED: 1981 - on injured reserve entire season.



JOHN ZAMBERLIN 54

ILB 6-2 226

PACIFIC LUTHERAN (WASH) 4th year

DOB: 2-13-56 at Tacoma, WA

HOW ACQUIRED: D-5, 1979

PRO: After starting the first game of the season at ILB, John did not start again during the 1981 season, but he played in all 16 games . . . he turned in 27 tackles and 21 assists and had the first interception of his career against Houston on 10-18 . . . also had a fumble recovery against the Jets on 10-11 . . . in 1980, he played in all 16 games, starting 13 of them . . . on the year Zamberlin was in on 87 tackles and had 2½ sacks for -19½ yds . . . finished as the team's third leading tackler in '80 . . . at NY Jets (10-5-80) Steve Nelson blocked a 49 yd. FG attempt by Pat Leahy and John recovered the ball, only to lateral to Mike Haynes who raced 65 yds. for the Patriots' second score of the day . . . Haynes' TD on the play was only the second time in club history that a Patriot returned a blocked FG attempt for a TD . . . injuries slowed John down at the start of his rookie year, however, he recorded 18 tackles as a rookie . . . started in '79 season finale vs. Minnesota (12-16).

COLLEGE: First player ever drafted into NFL from tiny Pacific Lutheran . . . played DE as freshman and soph, switched to LB for final two years . . . holds school record of 11 interceptions in 1977 . . . career included 268 tackles and 15 interceptions . . . standout centerfielder in baseball who was drafted by Seattle Mariners.

PERSONAL: Married (Ann) . . . has attended real estate school . . . was a Physical Education major at PLU . . . slow pitch softball enthusiast.

GAMES PLAYED/STARTED: 1979 - 16/1, 1980 - 16/13, 1981 - 16/1, Total: 48/15.

STATS: 1981 - one for 11 yds. vs. Houston, 10-18. Fumble Recoveries: 1981 - 1.

PATRIOTS VS. THE NFC . . .

Since the Patriots began NFL play in 1970, they have won 18 and have lost 20 games against NFC teams. The Patriots posted their best season against record in interconference play in 1970 and 1974 when they were 3-0 against NFC squads as well as in 1979 when they recorded a 3-1 mark in interconference play.

FIRST YEAR PLAYERS




LUTHER HENSON 70

DL 6-0 265
OHIO STATE 1st year
DOB: 3-25-59 at Sandusky, OH
HOW ACQUIRED: W-Cinn., 1982

PRO: Luther was signed as a free agent by the Cincinnati Bengals in 1981 . . . attended Bengals' camp and was waived (8-31-81) in conjunction with the Bengals' final roster reduction to 45 active players . . . was re-signed by the Bengals on 2-19-82 and in accordance with league rule was placed on ten day procedural waivers . . . he was claimed by the Patriots on 3-1-82 and signed on 3-10.

COLLEGE: Played both offensive and defensive tackle while at Ohio State . . . was selected to the first team All-Big 10 as a defensive tackle his junior year ('79) . . . awarded the same honor his senior year as a second team selection.




RICHARD HERSEY 37

RB 6-1 200
ARIZONA 1st year
DOB: 3-24-59 at Kane County, IL
HOW ACQUIRED: FA, 1982

PRO: Richard was originally signed by the Tampa Bay Buccaneers prior to the start of the '81 preseason . . . attended Bucs' training camp and was waived on 7-24-81 . . . then signed with the Los Angeles Rams and played in their first two preseason games in '81 . . . waived by the Rams on 8-18-81 and signed with the Patriots on 3-10-82.

COLLEGE: Played his first two years of collegiate ball at DeAnza (CA) Junior College . . . moved on to Arizona for the 1979 and '80 seasons.



BRIAN WILLIAMS 92

TE 6-5 240
SOUTHERN 1st year
DOB: 10-14-57 at New Orleans, LA
HOW ACQUIRED: FA, 1982


PRO: Brian was drafted in the twelfth round by the Minnesota Vikings in 1981 . . . participated in the Vikings' camp and was waived on 8-18-81 . . . signed with the Patriots on 3-10-82.

COLLEGE: Was a All-Southwestern Athletic Conference TE selection for two consecutive years while at southern . . . selected team MVP his junior year and team captain as a senior.

FOR THE RECORD

The 17 draft choices selected by the Patriots in 1982 were the most taken by any NFL team this year and tied a club record for the largest draft group since the Patriots began participation in the annual NFL Draft in 1970. The Patriots also selected 17 players in the 1973 draft.

1982 DRAFT CHOICES




KENNETH SIMS 77

DE 6-5 280
TEXAS D-1a
DOB: 10-31-59 at Kosse, TX

COLLEGE: Everyone's top player available in the 1982 College draft, Kenneth was the first defensive lineman to be taken in the first round by the Patriots since Phil Olsen of Utah State in 1970 . . . he is only the second Patriot draft choice to be the top one taken in the draft overall with Jim Plunkett the first one in 1971 . . . in the first quarter vs. TCU (11-14-81), the Longhorns' ninth game of the year, he suffered a broken fibula and sprained ligaments in his right ankle and missed the balance of the '81 campaign . . . despite the injury, he averaged 120 tackles a season as a starter over his junior and senior years . . . that figured as 12 tackles a game over twenty games . . . although he played behind Steve McMichael (Patriots' D-3 in 1980) and Bill Acker as a frosh and soph, he had 30 and 51 tackles, in those years, respectively, and 31 sacks, 96 QB pressures, 15 caused fumbles and seven fumble recoveries . . . one of four team co-captains, he helped the Longhorns hand Ron Meyer's SMU squad their only loss of 1981, by a 9-7 mark on 10-24 . . . in that game he was responsible for 15 tackles and four sacks . . . he also spearheaded a Texas defense that limited SMU tailbacks (both 1,000 yard rushers) Craig James and Eric Dickerson to 56 and 38 yds. rushing respectively . . . '81 honors include: named to every All-America team, Lombardi trophy winner and was a runnerup in both the Heisman Trophy and Outlaw Trophy balloting.

PERSONAL: Single . . . Physical Education major at Texas and plans to complete degree during pro offseasons . . . a leader in Austin community, Kenneth works with retarded and underprivileged children . . . was one of 10 athletes who participated in promoting the 1981 Fiesta Bowl Drug Rehabilitative Education Program . . . nicknamed "Pup" and "Special K" by his college teammates . . . raised in Kosse, Texas (pop. 484) and played at Groesbeck High School.



LESTER WILLIAMS 72

NT 6-3 270
MIAMI (FL) D-1b
DOB: 1-19-59 at MIAMI, FL

COLLEGE: Massive defender with good quickness, speed and natural strengths, he was the fourth defensive lineman (27th player selected overall) taken in the draft . . . was the second of two Patriots' first round draft choices, Williams was selected with the San Francisco 49ers first round pick that was acquired in the Russ Francis trade . . . had 266 career tackles and 19 career sacks, including eight as a junior and five as a senior . . . had the best game of his career in 1981 when the Hurricanes beat Houston 12-7 . . . in that game, he racked up 14 solo tackles, three assists, three sacks, and one fumble recovery, one blocked FG attempt and one blocked PAT . . . also had 16 total tackles vs. Mississippi State (1981) . . . the most renowned high school player nationally in 1978, he was *Parade* Magazine's outstanding lineman in the country . . . joins former Hurricane teammate FS Fred Marion (D-5, 1982) on the Patriots' rookie roster . . . both were consensus All-America picks as seniors . . . '81 honors include: UPI, NEA, Walter Camp, *Sporting News*, *Football News* and *College and Pro Football Weekly* 1st Team All-America, AP 1st Team All-south Independent and 2nd Team All-America, played in '82 East-West Shrine Game, '82 Olympia Gold Bowl Game and '81 Blue-Gray Game.

PERSONAL: Married (Betty) . . . has one son, Lester, Jr. (4) and one infant daughter, Camile . . . an Education major at Miami (FL) . . . is a

video game enthusiast and enjoys deep sea fishing . . . earned three letters each in football, wrestling and track and was state heavyweight wrestling champ while at Carol City High school (FL) . . . was a member of the USA Junior Olympics team as a heavyweight wrestler.



ROBERT WEATHERS 24

RB 6-0 220
ARIZONA STATE D-2a
DOB: 9-13-60 at Westfield, NY

COLLEGE: Robert was the first of three second round picks for the Patriots . . . he was selected with the San Diego Chargers' second round choice that was acquired in the Tim Fox trade . . . he combines moves, power and speed to be an effective big back . . . was the eighth running back (40th player selected overall) taken in the draft . . . had 2,158 yds. on 406 carries for a career average of 5.31 yds. per carry . . . injured his right knee vs. Stanford as a senior, missed final four games, but underwent arthroscopic surgery and rehabilitated in time to play in the East-West Shrine Game . . . ran for over 100 yds. on four occasions including a career best of 208 yds. on 27 carries and a 73 yd. TD sprint vs. California . . . Sun Devils' leading rusher five of 11 games his junior year . . . had a 77 yd. TD run vs. Hawaii as a soph . . . won awards for sportsmanship and leadership abilities his junior year . . . '81 honors include: *Football News* Honorable Mention All-America, 2nd Team All-Pac 10, Pac 10 Co-Offensive Player-of-Week vs. California, played in 1982 East-West Shrine Game.

PERSONAL: Single . . . Sociology major at Arizona State and plans to complete degree during pro offseason . . . missed '81 Spring ball and second semester to care for brother and sister while his mother underwent kidney surgery . . . counts drawing, dancing, fishing and video games among his favorite past times . . . All-America and MVP selection his senior year in both football and track at Fort Pierce Central (FL) High School . . . won Florida State 100-yd. dash his senior year with a 9.6 mark.

COLLEGE STATISTICS

Year	Att.	RUSHING			No.	RECEIVING		
		Yds.	Avg.	TD		Yds.	Avg.	TD
1978	49	215	4.4	0	8	59	7.4	2
1979	105	556	5.3	7	14	169	12.1	1
1980	130	676	5.2	3	21	171	8.1	1
1981	122	711	5.8	3	19	198	10.4	0
Totals	406	2,158	5.3	13	62	597	9.6	4




ANDRE TIPPETT 56

LB 6-4 235
IOWA D-2b
DOB: 12-27-59 at Birmingham, AL

COLLEGE: Andre played as both a standup DE and OLB for Hawkeyes, leading them to the Rose Bowl as a senior, the school's first appearance there since 1959 . . . was the second of three Patriots' second round choices . . . he was the 41st player selected overall and was taken with one of two second round picks acquired from San Francisco in exchange for the Patriots second round choice in '82 . . . a highly regarded athlete who is a second degree black belt in karate . . . spent one year at Ellsworth (Iowa) J.C. before transferring to Iowa . . . spent soph year as a reserve and special teams player before becoming a starter as a junior and senior . . . had 141 career tackles and 35 sacks with three interceptions and two fumble recoveries . . . performance and leadership qualities earned him co-captain status for senior year . . . his 20 tackles for 153 yds. in losses as a junior was tops in the Big 10 that year . . . Coach Hayden Fry said Tippett had the best game he has ever seen by a DE when he had two sacks, six solo tackles, and three assists and broke up four passes vs. Iowa State last year . . . '81 honors

include AP, UPI, NEA, Football Writers and *Football News* 1st Team All-America, AP and UPI 1st Team All Big Ten, *College and Pro Football Newsweekly* 2nd Team All-America, *Sporting News* Honorable Mention All-America also played in '82 Japan Bowl and '82 Hula Bowl.

PERSONAL: Married (Renee) . . . Liberal Arts major at Iowa and plans to complete degree during pro offseason . . . took up karate in the seventh grade . . . now holds a second degree black belt (Nija Ryu) . . . believes karate enhances his agility, balance, foot quickness and self confidence . . . additional hobbies include fishing, hunting and cooking exotic dishes . . . was elected All-City and team captain in football, track and wrestling at Barringer High School in Newark, N.J.



DARRYL HALEY 67


OT 6-5 280

UTAH D-2c

DOB: 2-16-61 at Gardena, CA

COLLEGE: Darryl was the third of three Patriots' second round picks . . . he was the 55th player selected overall and was taken with one of two second round picks acquired from San Francisco in exchange for the Patriots second round choice in '82 . . . became a starter as a senior and is a very quick pulling guard . . . is projected as a developmental backup tackle for the next few years . . . excellent all-around athlete with fine size, speed, strength ratio . . . highly regarded for his technique and work habits . . . played football and basketball his senior year at Utah . . . first player from the University of Utah ever taken by the Patriots . . . was the third youngest player taken in the draft . . . '81 honors include: Honorable Mention All-WAC, played all sixty minutes in the '82 Olympia Gold Bowl.

PERSONAL: Single . . . Commercial Recreation Major at Utah and plans to complete degree during pro offseasons . . . counts reading, running and just being creative among his favorite past times . . . comes from a family of five, father is a Minister and mother teaches elementary school . . . earned letters in baseball and football at Locke High School, Los Angeles, CA . . . named All-League and prep All-America.



CEDRIC JONES 90

WR/KR 5-11 180

DUKE D-3a

DOB: 6-1-60 at Norfolk, VA

COLLEGE: First of two Patriots' third round choices, Jones was the 56th player selected overall . . . speed, strength, and jumping ability made him a favorite target while playing for the Blue Devils . . . holds ACC career record for TDs with 21 . . . as a senior, he was the ACC's leading scorer with 10 TDs as Duke's team co-captain . . . had a team leading 42 receptions in 1981 for a conference best 832 yds. (19.8 avg.) . . . returned 38 kickoffs over three seasons for 897 yds. and 23.6 avg. (1 TD) . . . had best game ever with six receptions for 183 yds. and 2 TDs vs. Maryland in '81 . . . also had 167 yds. receiving and a TD vs. in 29-24 win over Virginia ('81) . . . as a soph, had a 229 total yard effort vs. Wake Forest, including a 97 KOR for a TD . . . '81 honors include: 1st Team All-ACC, AP 2nd Team All-America, *Sporting News* Honorable Mention All-America, played in '82 Senior Bowl.

PERSONAL: Single . . . graduated in May of '82 with a B.S. in Political Science and History . . . has law school aspirations . . . enjoys reading, drawing and music . . . comes from a family of seven, father played semi-pro baseball for the Gregory Tigers, a barnstormer team in Virginia . . . both parents are teachers . . . lettered in football, basketball, baseball, and track while at Weldon (NC) High School . . . earned honorable mention All-State honors in football and basketball.

COLLEGE STATISTICS


Year	No.	RECEIVING			KICKOFF RETURNS			
		Yds.	Avg.	TD	No.	Yds.	Avg.	TD
1978	14	149	14.2	2	-	-	-	-
1979	18	382	21.2	3	20*	542*	27.1	1
1980	25	369	14.8	6	6	141	23.5	0
1981	42*	832#	19.8	10+	12	214	17.8	0
Totals	99	1,732	17.4	21**	38	897	23.6	1

* Team leader

** ACC career record

Ranked 1st, ACC

+ Tied for 2nd ACC




CLAYTON WEISHUHN 49 (pronounced Y soon)

LB 6-2 220
ANGELO STATE D-3b
DOB: 10-9-59 at San Angelo, TX

COLLEGE: Lone Star Conference Lineman-of-the-Year for the past two seasons . . . team's leading tackler for three straight seasons . . . racked up an amazing 523 total tackles over his career at Angelo State . . . was the Patriots second of two third round picks and was the 60th player selected overall . . . was taken with Seattle's third round pick that was acquired in the Horace Ivory trade (9-25-81) . . . had a stellar performance his senior year vs. Stephen F. Austin when he recorded 13 tackles, five assists, caused two fumbles, and had two sacks and five tackles for losses of 37 yds. . . '81 honors include: AP 1st Team Little All-America, Football Coaches 1st Team College Division I All-America, 1st Team All-Lone Star Conference, NAIA 2nd Team All-America, '82 Olympia Gold Bowl Defensive MVP and played in '82 East-West Shrine Game.

PERSONAL: Married (Diane) . . . graduated from Angelo State with a B.S. in Physical Education and a minor in History . . . chose Angelo State in order to remain close to home because of farming interests . . . entire family is actively involved in primarily cotton farming in and around San Angelo . . . works year round on family's 2,000 acre cotton farm and cattle ranch . . . enjoys fishing, hunting and water skiing . . . All-State selection while at Wall (TX) High School . . . led team to Class A State Semifinals senior year . . . also played basketball and track . . . ran a 9.9 100 yd. dash as a senior.




GEORGE CRUMP 91

DE 6-4 260
EAST CAROLINA D-4a
DOB: 7-22-59 at Portsmouth, VA

COLLEGE: The second player in as many years to be drafted by the Patriots out of East Carolina . . . joins former college teammate Tony Collins, Patriots' Rookie of the Year in '81 . . . was the third of three defensive linemen taken by the Patriots in the draft . . . displays good speed, quickness and agility for a player his size . . . had 119 career tackles and eight sacks, including six as a soph . . . played both DE and DT for the Pirates, starting at right DT for the past two seasons.


PERSONAL: Single . . . Industrial Tech major at East Carolina and plans to complete degree during pro offseasons . . . lists fishing, boating and basketball among his favorite pastimes . . . played basketball, track and football at Indian River High School in Chesapeake, VA.

**BRIAN INGRAM 46**

LB 6-4 235
 TENNESSEE D-4b
 DOB: 10-31-59 at Memphis, TN

COLLEGE: Three year starter at DE . . . played DT his frosh year . . . has the quickness for pass coverage responsibilities at the LB post . . . the second of two Patriot fourth round draft choices, Ingram was selected with the fourth round pick acquired from San Francisco in the Russ Francis trade . . . an intelligent player with great leadership abilities . . . missed the 1980 season with a preseason neck injury . . . felt it was best to sit out the entire year and return in '81 . . . third leading tackler as a senior with 61 stops . . . chalked up 211 career tackles and six sacks . . . '81 honors include: played in '82 Blue-Gray Game and '82 Senior Bowl.


PERSONAL: Single . . . Elementary Education major at Tennessee and plans to complete degree during pro offseason . . . enjoys basketball and fishing . . . comes from a family of seven brothers and four sisters . . . played at Hamilton High School in Memphis, TN.

**FRED MARION 31**

FS 6-2 190
 MIAMI (FL) D-5
 DOB: 1-2-59 at Gainesville, FL

COLLEGE: Great open field tackler with keen sense for the ball who recorded 237 career tackles . . . was the 14th DB taken in '82 draft . . . led Hurricanes in interceptions in '80 and '81 on way to setting school record for career pick-offs (16) . . . also returned 62 punts for 392 yds. . . . turned in stellar performance in nationally televised 17-14 victory over top ranked Penn State senior year . . . had 10 tackles and two interceptions in that game . . . intercepted two passes in '82 Hula Bowl and one in '82 Senior Bowl . . . joins former Hurricane teammate NT Lester Williams on the Patriots' rookie roster . . . both were consensus All-America picks as seniors . . . '82 honros include: UPI, Football Coaches and *College and Pro Football Newsweekly* 1st Team All-America, AP 1st Team All-South Independent, AP and *Football News* 2nd Team All-America, *Sporting News* Honorable Mention All-America and played in '82 Hula, Senior and Olympia Gold Bowls.


PERSONAL: Married (Anne) . . . Business Management major at Miami and plans to complete degree during pro offseasons . . . older brother Frank plays LB for the NY Giants . . . lists outdoor sports including horseback riding and fishing among his favorite hobbies . . . was North Florida Defensive Lineman-of-the-Year in '75 and played DB and LB at Bucholz High School in Gainesville, FL.

**RICKY SMITH 27**

CB 6-0 175
 ALABAMA A&M D-6
 DOB: 7-20-60 at Quincy, FL

COLLEGE: A starter at FS as a senior, he was also the Hornets' punter . . . exceptional athlete who has very good speed for man to man coverage . . . is projected to play at the CB spot for the Patriots . . . had seven career interceptions, including three as a senior . . . punted 221 times for 7,438 yds. and a 33.7 yd. career avg. . . had his best season as a punter in '81 booting 52 punts for a 38.2 avg. with a long of 58 yds . . . was NAIA National Indoor Long Jump Champ in '79 and '80 . . . has a personal best leap of 25' 3" . . . also played centerfield on the baseball team at Alabama A&M.

PERSONAL: Single . . . graduated in May of '82 with a B.S. degree in Human Services . . . enjoys music, bicycling and coaching young people . . . attended James A. Shanks High School in Quincy, FL.




KEN COLLINS 90

LB 6-2 235
WASHINGTON STATE D-8
DOB: 7-27-60 at Wenatchee, WA

COLLEGE: A three year starter, Ken played NT as a fresh, both outside LB posts as a soph before moving permanently to DT at the end of soph campaign . . . will play at the LB position with the Patriots . . . his career statistics include 196 tackles, 13 sacks and three fumble recoveries . . . in his final collegiate game, Ken recorded a career high 11 tackles vs. Washington . . . was the first player ever drafted from Washington State by the Patriots.

PERSONAL: Single . . . plans to complete degree in History Education and minors in Physical Education and Political Science during pro off-seasons . . . as a senior at Cashmere High School, WA, he was the Washington champ in the decathlon with 6,402 points which still is the second best point total in state history . . . also was a two time state wrestling champion . . . was coached by his father Jack, in high school football.



KELVIN MURDOCK 94

WR 6-0 170
TROY STATE (AL) D-9
DOB: 4-7-60 at Tampa, FL


COLLEGE: Kelvin led the team in receiving for three straight seasons and earned a deep threat reputation with catches of 73, 72, 70 and 54 yds. . . . his exceptional acceleration, body control and jumping ability make him a great target . . . '81 was his top season with 42 receptions for 634 yds. . . . best day as a senior came against Tennessee Tech, when he hauled in nine passes for 131 yds. . . . '81 honors include: 1st Team All-Gulf South Conference and played in '82 Blue-Gray Game.

PERSONAL: Single . . . enjoys basketball, golf and Biblical related studies . . . was a three year letterman at Robinson High School in Tampa, FL.

COLLEGE STATISTICS

Year	No.	RECEIVING			TD
		Yds.	Avg.		
1978	1	19	19.0		0
1979	33*	653*	19.7		4
1980	33*	837*	25.3		7
1981	42*	634*	15.0		4
Totals	109	2,143	19.6		15

Team leader



BRIAN CLARK 4

PK 6-2 190
FLORIDA D-10
DOB: 6-28-58 at Canton, OH
Right footed soccer style kicker

COLLEGE: Brian was the first player ever drafted by the Patriots as strictly a placekicker . . . there have been several other players who were punter—kickers taken by the Patriots . . . he captained the team and was voted player-of-the-year by his teammates in '81 . . . only

player in Southeastern Conference history to convert on 100% of his PATs (62) . . . holds SEC record for FGs (18) in a season, set in '81 when he was 18 of 24 . . . made 68.25% of his career FGs (43 of 63) including four over 50 yds. (55, 53, 52 and 50) . . . hit on 15 of 19 career attempts from 40-49 yds. . . . averaged 58 yds. and 4.2 hangtime on kickoffs . . . Florida Head Coach Charlie Pell calls him "a team leader, mentally tough and one who commands the respect of everyone" . . . also played as backup punter.


PERSONAL: Single . . . played final year while attending Graduate Business School after graduating with a 3.26 GPA and a B.S. in Journalism & Communications (12-80) . . . has a 10 handicap in golf and enjoys racquetball . . . was coached by former Patriot kicker David Posey (1978) for one year at Florida . . . graduated 37th in a class of 635 at Sarasota High School in Florida.

COLLEGE STATISTICS

KICKING

Year	PATs				PTS
	Att.	Made	Att.	Made	
1979	10	10	17	10	40
1980	24	24	22	15	69
1981	28	28	24	18*	82
Totals	62	62	63	43	191

* SEC record



STEVE SANDON 15

QB 6-3 205
NORTHERN IOWA D-11
DOB: 11-11-59 at Des Moines, IA

COLLEGE: Steve is a consistent performer who threw for 2,761 yds. as a junior and 2,700 as a senior . . . was taken with the 11th round choice acquired from the NY Giants in exchange for S Bill Currier (8-31-81) . . . set school marks with career statistics of 488 completions of 880 attempts for 6,298 yds. . . . was ranked 1st in Mid-Continent Conference and 3rd in NCAA II in passing as a junior . . . had best game vs. Youngstown State when he completed 29 of 42 passes for 383 yds. and five TDs in '81 . . . set school season marks as a senior with 367 attempts, 219 completions and 24 TDs . . . threw for a career high 388 yds. (20 of 31) and five TDs in 63-33 season finale win over Evansville his junior year . . . averaged 240 yds. total offense per game as a junior . . . was the first player ever selected from N. Iowa by the Patriots . . . '81 honors include: AP Honorable Mention Little All-America, 1st Team All-Mid-Continent Conference and Mid-Continent Player-of-the-Year.

PERSONAL: Single . . . Community Recreation major at N. Iowa who plans to complete degree during pro offseasons . . . enjoys both water and snow skiing as well as basketball and tennis . . . gained All-State and All-City honors while at East Des Moines High School in Iowa.

COLLEGE STATISTICS

PASSING

Year	Att.	Comp.	Pct.	Yds.	TD	Int.	LG
1978	11	4	36.3	40	0	2	14
1979	168	79	47.0	797	2	13	43
1980*	334	186	55.7	2,761#	22	19	74
1981**	367#	219#	59.7	2,700	24#	26#	74t
Total	880#	488#	55.5	6,298#	48	60#	74t


* Ranked 1st, Mid-Continent Conference . . . 3rd, Division II

** Ranked 1st, Mid-Continent Conference . . . 7th, Division I-AA

School record

FOR THE RECORD

In regular season play, there are four NFL stadiums in which the Patriots have never appeared. The group includes Milwaukee Stadium (Green Bay Packers), Arrowhead Stadium (Kansas City Chiefs), The Metrodome (Minnesota Vikings) and Giants Stadium (NY Giants).



GREG TAYLOR 96

WR/KR 5-8 180

VIRGINIA D-12

DOB: 10-23-58 at Richmond, VA


COLLEGE: One of the most electrifying players ever at Virginia, Greg lettered his first three years as a RB before switching to flanker to take advantage of his open field speed . . . projected as a wide receiver and kickoff return specialist for the Patriots . . . sat out 1980 with hamstring injury . . . returned in 1981 and caught 25 passes for 418 yds., three TDs and a 16.6 yd. avg. . . . rushed for 933 yds. on 166 carries as a junior in 1979 . . . had 1,653 career rushing yds. on 357 carries for a 4.63 yd. avg. . . . also had 731 receiving yds. on 52 career receptions for a 14.1 avg. and five TDs . . . had broken long ground gainers of 41, 47, 64 and 72 yds. and also had a 70 yd. reception vs. Georgia as a junior . . . returned six punts for 44 yds. (7.3 avg.) and six kickoffs for 164 yds. (27.3 avg.) during career.

PERSONAL: Single . . . Sociology major at Virginia and plans to complete degree during pro offseasons . . . lists traveling, tennis and fishing among his favorite pastimes . . . comes from a family of four children . . . a much heralded performer at Highland Springs High School in Virginia.

THE CLASS OF 1982

ROUND	OVERALL	NAME	POS	HGT	WGT	SCHOOL
1	1	Ken Sims	DE	6-5	279	Texas
1	27	Lester Williams	NT	6-3	272	Miami (FL)
2	40	Robert Weathers	RB	6-2	217	Arizona St.
2	41	Andre Tippet	LB	6-3	231	Iowa
2	55	Darryl Haley	OT	6-5	280	Utah
3	56	Cedric Jones	WR/KR	5-11	184	Duke
3	60	Clayton Weishuhn	LB	6-2	218	Angelo St. (TX)
4	85	George Crump	DE	6-4	260	East Carolina
4	111	Brian Ingram	LB	6-4	230	Tennessee
5	112	Fred Marion	FS	6-2	196	Miami (FL)
6	141	Ricky Smith	CB	6-0	174	Alabama St.
7	168	Jeff Roberts	LB	6-2	234	Tulane
8	197	Ken Collins	LB	6-3	236	Wash. St.
9	224	Kelvin Murdock	WR	6-0	166	Troy St. (AL)
10	253	Brian Clark	PK	6-2	198	Florida
11	296	Steve Sandon	QB	6-3	206	N. Iowa
12	308	Greg Taylor	WR/KR	5-8	175	Virginia


20 - 79 - 89 RETIRED



CAPPELLETTI



HUNT



DEE

Over the 22-year history of the Patriots only three players have been honored by having their jersey numbers retired from active service — No. 20 of kicker/wide receiver Gino Cappelletti; No. 79 of defensive tackle Jimmy Hunt; No. 89 of defensive end Bob Dee.

HOW THE PATRIOTS WERE BUILT

YEAR	DRAFT	TRADES	FREE AGENTS / WAIVERS
1971	Adams, J. (2)		
1973	Cunningham (1b) Hannah (1a)		King (FA)
1974	Johnson, A. (5a) Nelson, S. (2b)	McGee (Chicago)	Jordan, S. (FA) Smith (FA)
1975	Grogan (5)		Calhoun (FA)
1976	Brock (1b) Haynes (1a)	Owen (San Francisco)	Bishop (FA)
1977	Clayborn (1a) Hasselbeck (2b) Morgan (1b)		Westbrook (FA)
1978	Cavanaugh (2) Cryder (1) Hawkins (7) Matthews (5) Pennywell (3) Tatupu (8b) Wheeler (4)		
1979	Clark, A. (10b) Golic (2) Sanford (1) Zamberlin (5)		Buben (FA)
1980	Brown, P. (6b) Ferguson (1b) James (1a) McGrew (2)		
1981	Blackmon (4) Clark, S. (5) Collins, T. (2) Dawson (8b) Holloway (1) Toler (7) Wooten (6)		Camarillo (FA) Cook (FA) Dombroski (W-K.C.) Donnalley (FA) Golden (FA) Lee (FA) Tautolo (FA) Villella (FA) Wright (FA)
FREE AGENTS / WAIVERS			
1982	Clark, B. (10) Collins, K. (8) Crump (4a) Haley (2c) Ingram (4b) Jones (3a) Marion (5) Murdock (9) Sandon (11) Sims (1a) Smith, R. (6) Taylor (12) Tippett (2b) Weathers (2a) Weishuhn (3b) Williams, L. (1b)	Adell (FA) Arnold (FA) Brown, R. (FA) Bynum (FA) Coash (FA) Conran (FA) Cruise (FA) Dean (FA) Dickert (FA) Donnelly (FA) Ellis (FA) Franklin (FA) Green (FA)	Henson (W-Cinn) Hersey (FA) Jordan (FA) Kerrigan (FA) Lahay (FA) Monroe (FA) Musselman (FA) Owens (FA) Pagley (FA) Rose (FA) Smith, T. (FA) Williams, B. (FA)

PATRIOTS ON MONDAY NIGHTS

Although the Patriots have been involved in many exciting games of the 12 year-old Monday Night Football Series, they have been less than successful on the nationally televised series. To date, the Patriots are 2-10 before the ABC-TV cameras. Their most recent Monday Night victory came on a 23-14 decision over the Denver Broncos at Foxboro on 9-29-80. The only other Patriot victory in the Monday Night Series was a 41-7 thrashing of the N.Y. Jets, again at Foxboro, on 10-18-76. Six of the Patriots' ten losses have been by seven points or less and three of those losses have come in overtime play. Last year, in their only Monday Night appearance, the Patriots dropped a 35-21 decision to the Dallas Cowboys at Foxboro on 9-21-81.

9-21-81	Dallas 35, PATRIOTS 21	9-18-78	Baltimore 34, PATRIOTS 27
9-29-80	PATRIOTS 23, Denver 14	12-18-78	MIAMI 23, Patriots 3
11-10-80	HOUSTON 38, Patriots 34	9-26-77	CLEVELAND 30, Patriots 27 (OT)
12- 6-81	MIAMI 16, Patriots 13 (OT)	10-18-76	PATRIOTS 41, NY Jets 7
9- 3-79	Pittsburgh 16, PATRIOTS 13 (OT)	12- 1-75	MIAMI 20, Patriots 7
10- 1-79	GREEN BAY 27, Patriots 14	11- 6-72	Baltimore 24, PATRIOTS 17

HOME TEAM IN CAPS

The Patriots have also lost a Thursday Night game by a 39-24 mark at Miami on 11-29-79, but won the first Sunday Night Edition of the ABC Monday Night Series, beating the Raiders at Oakland, 21-14, on 9-24-78.

In the 11 games played by the Patriots the week after a Monday Night Game, the Patriots are 6-5. Until the Patriots lost in overtime, 27-21 at Pittsburgh on 9-27-81 after losing to Dallas, 35-21 six days earlier, the Patriots had won five of their last six games played the week following a Monday night appearance.

IMPORTANT DATES

1982

July 23	Patriots open training camp at Bryant College, Smithfield, RI All rookies report.
July 30	All veteran players report to training camp.
August 24	Mandatory roster reduction to 60 active players.
August 31	Mandatory roster reduction to 50 active players.
Sept. 6	Final mandatory roster reduction to 45 active players.
October 19	All trading ends.

1983

January 2	Wild Card Playoffs.
January 8-9	Divisional Championships.
January 16	AFC and NFC Championships.
January 30	Super Bowl XVIII, Rose Bowl, Pasadena, CA
February 1	Expiration date of all player contracts due to expire in 1983.
February 6	AFC-NFC Pro Bowl, Hula Bowl, Honolulu, HW
February 7	Trading period begins.
March 20-25	NFL Annual Meeting.
April 26-27	1983 NFL Selection Meeting (tentative).

PATRIOTS' HOTEL HEADQUARTERS

Game	Hotel	Phone
Knoxville	Holiday Inn-Alcoa	(615) 983-8111
Philadelphia	Hyatt-Cherry Hill	(609) 662-3131
Dallas	Marriott—Stemmons	(214) 748-8551
Baltimore	Cross Keys Inn	(301) 532-6900
Buffalo	Sheraton East	(716) 681-2400
Miami	Marriott	(305) 649-5000
NY Jets	Marriott—LaGuardia	(212) 565-8900
Cleveland	Marriott-Airport	(216) 252-5333
Chicago	Marriott-Downtown	(312) 836-0100
Seattle	Red Lion-SeaTac	(206) 246-8600
Pittsburgh	Marriott	(412) 922-8400

PRESEASON OPPONENTS

AUGUST 14 — AT KNOXVILLE, 1982 WORLD'S FAIR

PITTSBURGH STEELERS

AFC CENTRAL (2nd Place)

Head Coach: Chuck Noll (14th year 117-72-1,

Postseason 14-4)

Public Relations: Joe Gordon (John Evenson)

Office: (412) 323-1200

Date	Location	NE	Opp.	Att.	Results
9- 4-70	Shreveport, LA	3	31	22,000	L
8-28-77	Foxboro	13	10 (OT)	43,779	W
SERIES TIED 1-1.		16	41	65,779	

AUGUST 20 — AT PHILADELPHIA

PHILADELPHIA EAGLES

NFC EAST (2nd Place, Wild Card)

Head Coach: Dick Vermeil (7th year 51-41,

Postseason 3-4)

Public Relations: Jimmy Gallagher (Chick McElrone)

Office: (215) 463-2500

Date	Location	NE	Opp.	Att.	Results
9- 2-68	Boston	20	22	31,404	L
8-12-72	Philadelphia	20	29	30,000	L
9- 8-74	Foxboro	27	17	35,412	W
8-22-75	Philadelphia	24	10	40,156	W
9- 5-76	Foxboro	20	7	32,254	W
8-22-77	Philadelphia	10	21	28,025	L
8-24-80	Foxboro	17	23	45,207	L
PHILADELPHIA LEADS 4-3.		138	129	242,458	

AUGUST 28 — AT DALLAS

DALLAS COWBOYS

NFC EAST (1st Place, Division Champion)

Head Coach: Tom Landry (23rd year 196-112-6,

Postseason 18-13)

Public Relations: Doug Todd (Greg Aiello)

Office: (214) 369-8000

First Preseason Meeting Ever

SEPTEMBER 4 — AT FOXBORO

GREEN BAY PACKERS

NFC CENTRAL (2nd Place)

Head Coach: Bart Star (8th year 39-65-2)

Public Relations: Lee Rummel

Office: (414) 494-2351

Date	Location	NE	Opp.	Att.	Results
8-30-75	Milwaukee	20	17 (OT)	51,769	W
8-15-76	Foxboro	14	16	30,552	L
8-13-77	Milwaukee	38	3	53,244	W
PATRIOTS LEAD 2-1.		72	36	135,565	

1982 PATRIOTS' TRAINING CAMP ROSTER

No.	Name	Pos.	Ht.	Wgt.	NFL Exp.	Birthdate	Birthplace	College	How Acquired
85	Adams, Julius	DE	6-3	270	11	4/26/48	Macon, GA	Texas So.	D2-'71
21	Adell, Bernie	RB	5-10	205	R	5/10/59	Newark, NJ	Notre Dame	FA-'82
91	Arnold, Ray	WR	6-0	188	R	1/13/60	Baltimore, MD	Cal St.-Hayward	FA-'82
64	Bishop, Richard	DE	6-1	280	7	3/23/50	Cleveland, OH	Louisville	FA-'76
55	Blackmon, Don	LB	6-3	245	2	3/14/58	Pompano Beach, FL	Tulsa	D4-'81
58	Brock, Pete	OC	6-5	275	7	7/14/54	Portland, OR	Colorado	D1b-'76
81	Brown, Preston	WR/KR	5-11	187	2	3/ 2/58	Nashville, TN	Vanderbilt	D6b-'80
98	Brown, Richard	WR	5-11	178	R	12/22/57	Haverhill, MA	Fitchburg St.	FA-'82
63	Buben, Mark	DE	6-3	265	3	3/23/57	Geneva, NY	Tufts	FA-'79
42	Bynum, Ricky	DB	6-0	195	R	2/ 6/59	San Diego, CA	Colorado	FA-'82
44	Calhoun, Don	RB	6-0	213	9	4/29/52	Muskogee, OK	Kansas St.	FA-'75
3	Camariello, Rich	P	5-11	191	2	11/29/59	Whittier, CA	Washington	FA-'81
12	Cavanaugh, Matt	QB	6-2	212	5	10/27/56	Youngstown, OH	Pittsburgh	D2-'78
35	Clark, Allan	RB/KR	5-10	190	3	6/ 8/57	Grand Rapids, MN	No. Arizona	D10b-'79
4	Clark, Brian	K	6-2	198	R	6/28/58	Canton, OH	Florida	D10-'82
65	Clark, Steve	DE	6-5	270	R	10/29/59	Chattanooga, TN	Kansas St.	D5-'81
26	Clayborn, Ray	CB	6-0	186	6	1/ 2/55	Ft. Worth, TX	Texas	D1a-'77
93	Coash, Beau	TE	6-2	220	R	6/12/60	Bronxville, NY	Middlebury	FA-'82
90	Collins, Ken	LB	6-3	236	R	7/27/60	Wenatchee, WA	Wash. St.	D8-'82
33	Collins, Tony	RB	5-11	203	2	5/27/59	Sanford, FL	East Carolina	D2-'81
28	Conran, Pat	DB	6-1	185	R	10/29/60	Mt. Clemmons, MI	Yale	FA-'82
97	Cook, Charles	NT	6-3	255	1	5/13/59	Gainesville, FL	Miami (FL)	FA-'81
45	Cruise, Mark	DB	6-1	195	1	3/10/59	Brockton, MA	Rhodelsland	FA-'82
91	Crump, George	DE	6-4	260	R	7/22/59	Portsmouth, VA	East Carolina	D4a-'82
75	Cryder, Bob	OG	6-4	293	5	9/ 7/56	E. St. Louis, IL	Alabama	D1-'78
39	Cunningham, Sam	RB	6-2	233	9	8/15/50	Santa Barbara, CA	USC	D1b-'73
87	Dawson, Lin	TE	6-3	240	2	6/24/59	Norfolk, VA	N. Carolina St.	D8b-'81

99	Dean, Roy	WR	6-0	185	R	5/23/57	Hollywood, FL	Alabama A&M	FA-'82
9	Dickert, Mark	P	5-11	165	R	7/18/58	Valdosta, GA	Florida	FA-'82
47	Dombroski, Paul	DB	6-0	185	3	8/ 8/56	Sumter, SC	Linfield (OR)	W-K.C.-'81
23	Donnalley, Kevin	DB	6-0	178	1	1/17/58	Warren, OH	N. Dakota St.	FA-'81
60	Donnelly, Jim	TE	6-4	250	R	8/29/59	Lakewood, CA	Long Beach St.	FA-'82
65	Ellis, John	OL	6-3	270	R	12/ 9/59	Tuscon, AR	Rhode Island	FA-'82
43	Ferguson, Vagas	RB	6-0	213	3	3/ 6/57	Richmond, IN	Notre Dame	D1b-'80
70	Franklin, Jerrell	OL	6-3	260	R	5/ 4/59	Houston, TX	Southern	FA-'82
93	Golden, Tim	LB	6-2	220	1	11/15/59	Pahokee, FL	Florida	FA-'81
51	Golic, Bob	LB	6-2	248	3	10/26/57	Cleveland, OH	Notre Dame	D2-'79
96	Green, Tony	NT	6-4	275	R	8/ 1/58	Northampton, MA	Springfield	FA-'82
14	Grogan, Steve	QB	6-4	210	8	7/24/53	San Antonio, TX	Kansas St.	D5a-'75
67	Haley, Darryl	OT	6-5	280	R	2/16/61	Gardena, CA	Utah	D2c-'82
73	Hannah, John	OG	6-2	282	10	4/ 4/51	Canton, GA	Alabama	D1a-'73
80	Hasselbeck, Don	TE	6-7	245	6	4/ 1/55	Cincinnati, OH	Colorado	D2b-'77
59	Hawkins, Mike	LB	6-3	241	5	11/29/55	Bay City, TX	Texas A&I	D7-'78
40	Haynes, Mike	CB	6-2	202	7	7/ 1/53	Dennison, TX	Arizona State	D1a-'76
70	Henson, Luther	DL	6-0	275	1	3/25/59	Sandusky, OH	Ohio St.	FA
37	Hersey, Richard	RB	6-2	200	1	3/24/59	Kane County, IL	Arizona	FA
76	Holloway, Brian	OT	6-7	288	2	7/25/59	Omaha, NE	Stanford	D1-'81
46	Ingram, Brian	LB	6-4	230	R	10/31/59	Memphis, TN	Tennessee	D4b
38	James, Roland	DB	6-2	191	3	2/18/58	Jamestown, OH	Tennessee	D1a-'80
32	Johnson, Andy	RB	5-11	204	8	10/18/52	Athens, GA	Georgia	D5a-'74
90	Jones, Cedric	WR/KR	5-11	184	R	6/ 1/60	Norfolk, VA	Duke	D3a
41	Jordan, Roosevelt	RB	5-10	185	R	8/ 6/58	Columbus, GA	Tuskegee	FA
74	Jordan, Shelby	OT	6-7	280	7	1/23/52	St. Louis, MO	Washington (MO)	FA-'74
19	Kerrigan, Mike	QB	6-3	190	R	4/27/60	Chicago, IL	Northwestern	FA-'82
52	King, Steve	LB	6-4	230	10	6/10/51	Quinton, OK	Tulsa	FA-'73
5	Lahay, Bruce	P/K	6-1	255	R	2/24/59	St. Louis, MO	Arkansas	FA-'82
22	Lee, Keith	CB	5-11	193	2	12/22/57	San Antonio, TX	Colorado St.	FA-'81
31	Marion, Fred	FS	6-2	196	R	8/ 2/59	Gainesville, FL	Miami (FL)	D5
53	Matthews, Bill	LB	6-2	237	4	3/12/56	Santa Monica, CA	S. Dakota St.	D5-'78
78	McGee, Tony	DE	6-3	249	12	1/18/49	Battle Creek, MI	Bishop	T-CHI-'74
50	McGrew, Larry	LB	6-5	233	2	7/23/57	Berkeley, CA	USC	D2-'80

No.	Name	Pos.	Ht.	Wgt.	NFL Exp.	Birthdate	Birthplace	College	How Acquired
99	Monroe, Terry	NT	6-3	270	R	1/ 7/58	Pleasanton, TX	Houston	FA-'82
86	Morgan, Stanley	WR	5-11	181	6	2/17/55	Easley, SC	Tennessee	D1b-'77
94	Murdock, Kelvin	WR	6-0	166	R	4/ 7/60	Tampa, FL	Troy St. (AL)	D9
71	Musselman, Brian	OC	6-2	255	1	5/ 9/59	Sellersville, PA	Virginia	FA-'82
57	Nelson, Steve	LB	6-2	226	9	4/26/51	Farmington, MN	N. Dakota St.	D2b-'74
17	Owen, Tom	QB	6-1	194	9	9/ 1/52	Shreveport, LA	Wichita St.	T-SF-'76
98	Owens, Dennis	DT	6-1	252	R	2/24/60	Clinton, NC	N. Carolina St.	FA-'82
10	Pagley, Lou	QB	6-3	210	R	6/15/58	Miami, FL	Notre Dame	FA-'82
88	Pennywell, Carlos	WR	6-2	180	5	3/18/56	Crowley, LA	Grambling	D3-'78
36	Rose, Anthony	DB	5-9	180	R	12/18/59	Philadelphia, PA	Clemson	FA-'82
15	Sandon, Steve	QB	6-3	206	R	11/11/59	Des Moines, IA	N. Iowa	D11
25	Sanford, Rick	DB	6-1	192	4	1/ 9/57	Rock Hill, SC	South Carolina	D1-'79
77	Sims, Kenneth	DE	6-5	279	R	10/31/59	Kosse, TX	Texas	D1a
1	Smith, John	K	6-0	185	9	12/30/48	Leafield, England	Southampton, Eng.	FA-'74
27	Smith, Ricky	CB	6-0	174	R	7/20/60	Quincy, FL	Alabama St.	D6
48	Smith, Terry	DB	5-11	192	R	1/29/59	Miami, FL	Furman	FA-'82
30	Tatupu, Mosi	FB	6-0	227	5	4/26/55	Pago Pago, Am. Samoa	USC	D8b-'78
68	Tautolo, John	OG	6-4	271	1	5/29/59	Long Beach, CA	UCLA	FA-'81
96	Taylor, Greg	WR/KR	5-8	175	R	10/23/58	Richmond, VA	Virginia	D12
56	Tippett, Andre	LB	6-3	231	R	12/27/59	Birmingham, AL	Iowa	D2b
82	Toler, Ken	WR	6-2	191	2	5/ 9/59	Greenville, MS	Mississippi	D7-'81
34	Villella, Rich	RB	5-11	191	1	1/18/59	Martins Ferry, OH	Brown	FA-'81
24	Weathers, Robert	RB	6-2	217	R	9/13/60	Westfield, NY	Arizona St.	D2a
49	Weisbuhn, Clayton	LB	6-2	218	R	10/ 9/59	San Angelo, TX	Angelo St.	D3b
83	Westbrook, Don	WR	5-10	195	6	11/ 1/53	Reno, NV	Nebraska	FA-'77
62	Wheeler, Dwight	OT	6-3	269	4	1/13/55	Memphis, TN	Tennessee St.	D4-'78
92	Williams, Brian	TE	6-5	230	1	1/14/57	New Orleans, LA	Southern	FA-'82
72	Williams, Lester	NT	6-3	272	R	1/19/59	Miami, FL	Miami (FL)	D1b
61	Wooten, Ron	OG	6-4	280	1	6/28/59	Cape Code, MA	North Carolina	D6-'81
95	Wright, Gary	TE	6-3	224	1	4/ 8/57	Brooklyn, NY	AIC	FA-'81
54	Zamberlin, John	LB	6-2	226	4	2/13/56	Tacoma, WA	Pac. Lutheran	D5-'79

PRESEASON RESULTS

Date	Site	Attendance	Score
1960	(4-1-0)		
7/30	at Buffalo (16,000)		Patriots 28, Bills 7
8/ 5	at Providence (4,706)		Patriots 43, Broncos 6
8/14	at Boston (11,000)		Texans 24, Patriots 14
8/21	at Worcester (7,500)		Patriots 21, Bills 7
8/28	at Amherst (4,000)		Patriots 28, Raiders 14
1961	(3-1-0)		
8/10	at Boston (15,387)		Patriots 14, Titans 3
8/19	at Philadelphia (73,916)		Titans 17, Patriots 7
8/25	at Providence (4,762)		Patriots 28, Bills 10
9/ 1	at Buffalo (9,022)		Patriots 15, Bills 12
1962	(2-3-0)		
8/11	at Providence (9,000)		Raiders 21, Patriots 20
8/15	at Buffalo (22,112)		Patriots 12, Bills 7
8/18	at New Orleans (31,000)		Oilers 20, Patriots 10
8/25	at Lowell (11,118)		Patriots 17, Titans 10
9/ 1	at Boston (8,783)		Bills 7, Patriots 6
1963	(0-5-0)		
8/ 4	at Oakland (9,721)		Raiders 24, Patriots 17
8/10	at San Diego (16,427)		Chargers 50, Patriots 17
8/14	at Lowell (9,387)		Oilers 21, Patriots 20
8/24	at Buffalo (17,697)		Bills 24, Patriots 14
9/ 1	at New Brunswick, N.J. (12,500)		Jets 22, Patriots 20
1964	(0-5-0)		
8/ 9	at Boston (20,087)		Oilers 38, Patriots 7
8/18	at Lowell (6,390)		Jets 23, Patriots 7
8/22	at New Brunswick, N.J. (11,500)		Jets 21, Patriots 20
8/28	at Buffalo (12,566)		Bills 24, Patriots 14
9/ 5	at Denver (20,568)		Broncos 27, Patriots 17
1965	(0-5-0)		
8/ 8	at Boston (23,674)		Bills 23, Patriots 0
8/13	at Allentown, Pa. (18,000)		Jets 26, Patriots 16
8/21	at Houston (30,142)		Oilers 27, Patriots 6
8/28	at Norfolk, Va. (9,217)		Jets 17, Patriots 0
9/ 4	at Kansas City (15,157)		Chiefs 34, Patriots 7
1966	(1-3-0)		
8/ 7	at Boston (23,291)		Bills 19, Patriots 13
8/20	at Anaheim (36,038)		Patriots 21, Raiders 10
8/27	at San Diego (11,894)		Chargers 31, Patriots 13
9/ 1	at Mobile (22,000)		Jets 41, Patriots 3
1967	(1-3-0)		
8/ 4	at Bridgeport, Conn. (16,000)		Jets 55, Patriots 13
8/13	at Boston (29,313)		Colts, 33, Patriots 3
8/20	at Rochester, N.Y. (15,300)		Patriots 13, Bills 10
8/26	at Boston (15,523)		Redskins 13, Patriots 7
1968	(1-3-0)		
8/10	at New Orleans (54,400)		Saints 19, Patriots 0
8/17	at Richmond, Va. (14,000)		Jets 25, Patriots 3
8/23	at Jacksonville (15,003)		Patriots 19, Dolphins 17
9/ 2	at Boston (31,404)		Eagles 22, Patriots 20
1969	(2-3-0)		
8/10	at Bowling Green (16,900)		Patriots 21, Bengals 13
8/17	at Boston (24,084)		Falcons 34, Patriots 16
8/25	at Montreal (8,212)		Lions 22, Patriots 9
8/31	at Jacksonville (18,375)		Patriots 26, Broncos 10
9/ 6	at Birmingham (18,000)		Dolphins 13, Patriots 0
1970	(0-4-0)		
8/16	at Boston (25,584)		Redskins 45, Patriots 21
8/29	at Jackson, Miss. (32,000)		Saints 26, Patriots 0
9/ 4	at Shreveport, La. (22,000)		Steelers 31, Patriots 3
9/11	at Salt Lake City (17,832)		Broncos 16, Patriots 14
1971	(1-5-0)		
8/ 8	at Minneapolis (31,813)		Vikings 17, Patriots 10
8/15	at Foxboro (60,423)		Patriots 20, Giants 14
8/22	at Buffalo (31,610)		Bills 28, Patriots 14
8/29	at Foxboro (53,271)		Rams 31, Patriots 21
9/ 5	at Foxboro (48,631)		Falcons 45, Patriots 35
9/10	at Memphis (28,082)		Jets 38, Patriots 9

Date	Site	Attendance	Score
1972	(2-4-0)		
8/ 5	at Oakland (53,661)		Raiders 31, Patriots 24
8/12	at Philadelphia (30,000)		Eagles 29, Patriots 20
8/20	at Foxboro (50,892)		Patriots 27, Bears 17
8/27	at Foxboro (51,470)		Giants 31, Patriots 10
9/ 2	at Denver (37,128)		Broncos 49, Patriots 24
9/10	at Foxboro (47,684)		Patriots 34, Lions 30
1973	(1-5-1)		
7/28	at Canton, Ohio (19,685)		49ers 20, Patriots 7
8/ 5	at Foxboro (43,914)		Patriots 17, Raiders 17
8/12	at Foxboro (49,209)		Giants 13, Patriots 7
8/18	at Atlanta (56,239)		Falcons 27, Patriots 10
8/25	at New Orleans (64,131)		Patriots 31, Saints 6
9/ 2	at Foxboro (50,369)		Redskins 35, Patriots 14
9/ 7	at Detroit (50,104)		Lions 34, Patriots 21
1974	(4-2-0)		
8/ 2	at Washington (16,405)		Patriots 21, Redskins 16
8/11	at Foxboro (17,992)		Giants 21, Patriots 6
8/18	at Foxboro (20,546)		Patriots 7, Saints 3
8/24	at San Diego (18,903)		Patriots 23, Chargers 14
8/31	at Spokane, Wash. (18,000)		Broncos 27, Patriots 21
9/ 8	at Foxboro (35,412)		Patriots 27, Eagles 17
1975	(3-2-0)		
8/10	at Foxboro (40,726)		Giants 28, Patriots 14
8/17	at Foxboro (40,218)		Patriots 36, Vikings 10
8/22	at Philadelphia (40,156)		Eagles 24, Patriots 10
8/30	at Milwaukee (51,769)		Patriots 20, Packers 17 (OT)
9/ 7	at Foxboro (39,502)		Patriots 31, Chargers 24
1976:	(3-3-0)		
8/ 1	at Foxboro (30,032)		Patriots 13, Giants 7 (OT)
8/ 6	at Norman, Ok. (23,800)		Chargers 26, Patriots 17
8/15	at Foxboro (30,552)		Packers 16, Patriots 14
8/21	at Atlanta (30,619)		Patriots 28, Falcons 17
8/30	at Cleveland (36,016)		Browns 30, Patriots 27
9/ 5	at Foxboro (32,254)		Patriots 27, Eagles 7
1977	(5-1-0)		
8/ 6	at E. Rutherford, N.J. (44,471)		Patriots 19, Giants 3
8/13	at Milwaukee (53,244)		Patriots 38, Packers 3
8/22	at Philadelphia (28,025)		Eagles 21, Patriots 10
8/28	at Foxboro (43,779)		Patriots 13, Steelers 10 (OT)
9/ 4	at Foxboro (41,053)		Patriots 45, Redskins 7
9/11	at Foxboro (41,346)		Patriots 29, Falcons 10
1978	(4-0-0)		
8/ 5	at Los Angeles (60,134)		Patriots 14, Rams 7
8/12	at Oakland (53,335)		Patriots 21, Raiders 7
8/20	at Foxboro (39,043)		Patriots 24, Chiefs 7
8/27	at Foxboro (42,696)		Patriots 21, Browns 10
1979	(2-2-0)		
8/ 4	at Atlanta (59,725)		Patriots 37, Falcons 14
8/12	at Foxboro (44,955)		Rams 15, Patriots 3
8/19	at Foxboro (46,518)		Patriots 35, Raiders 14
8/24	at Denver (75,103)		Broncos 20, Patriots 17 (OT)
1980	(1-3-0)		
8/11	at Anaheim (66,656)		Patriots 35, Rams 31
8/16	at Oakland (41,649)		Raiders 31, Patriots 29
8/24	at Foxboro (45,207)		Eagles 23, Patriots 17
8/29	at Seattle (64,759)		Seahawks 30, Patriots 23
1981	(4-0-0)		
8/11	at Anaheim (69,006)		Patriots 34, Rams 21
8/15	at Tampa (66,553)		Patriots 17, Bucs 16
8/22	at Foxboro (43,032)		Patriots 23, Raiders 21
8/30	at Foxboro (44,078)		Patriots 19, Redskins 10
Twenty-two year record: 44-63-1 (.412)			

FOR THE RECORD

OG John Hannah was the only Patriot voted into the Pro Bowl Game in 1982, marking the fifth time that he has appeared in that postseason all-star game. CB Mike Haynes missed the Pro Bowl in 1982 for the first time in his six years as a pro and leads all active Patriots with Hannah.

PRESEASON SERIES STANDINGS


Team	W	L	T	Pct.	PF	PA	Attendance
Atlanta	3	3	0	.500	155	147	260,608
Baltimore	0	1	0	.000	3	33	29,313
Buffalo	6	6	0	.500	178	178	192,317
Chicago	1	0	0	1.000	27	17	50,892
Cincinnati	1	0	0	1.000	21	13	16,900
Cleveland	1	1	0	.500	48	40	78,712
Denver	2	5	0	.286	162	155	191,712
Detroit	1	2	0	.333	64	86	106,000
Green Bay	2	1	0	.667	72	36	135,565
Houston	0	4	0	.000	43	106	90,616
Kansas City	1	2	0	.333	45	65	65,200
Los Angeles	3	2	0	.600	107	105	280,554
Miami	1	1	0	.500	19	30	33,003
Minnesota	1	1	0	.500	46	27	72,031
New Orleans	2	2	0	.500	58	54	171,117
N.Y. Giants	3	4	0	.429	89	117	294,323
N.Y. Jets	2	10	0	.167	129	298	238,110
Oakland	5	4	1	.550	235	190	339,809
Philadelphia	3	4	0	.429	138	129	241,808
Pittsburgh	1	1	0	.500	16	41	65,779
San Diego	2	3	0	.400	101	145	110,526
San Francisco	0	1	0	.000	7	20	19,685
Seattle	0	1	0	.000	23	30	56,947
Tampa	1	0	0	1.000	17	16	62,785
Washington	3	3	0	.500	127	126	191,664
TOTALS	44	63	1	.412	1915	2205	3,385,972

HOME AND AWAY RECORDS

Year	Home Record					Away Record				
	W	L	T	PF	PA	W	L	T	PF	PA
1960	3	4	0	150	158	2	5	0	136	191
1961	4	2	1	223	166	5	2	0	190	147
1962	6	1	0	177	127	3	3	1	169	168
1963	5	1	1	190	90	2	5	0	137	167
1964	4	2	1	161	141	6	1	0	204	156
1965	1	4	2	112	141	3	4	0	132	161
1966	4	2	1	158	146	4	2	1	157	137
1967	2	4	0	123	171	1	6	1	157	218
1968	2	4	0	97	132	2	6	0	132	274
1969	2	5	0	122	143	2	5	0	144	173
1970	1	6	0	92	171	1	6	0	57	190
1971	5	2	0	150	129	1	6	0	88	196
1972	2	5	0	127	203	1	6	0	65	243
1973	3	4	0	128	134	2	5	0	130	166
1974	3	4	0	171	133	4	3	0	177	156
1975	2	5	0	132	153	1	6	0	126	205
1976	6	1	0	217	95	5	2	0	159	141
1977	6	1	0	135	73	3	4	0	143	144
1978	5	3	0	230	180	6	2	0	128	108
1979	6	2	0	238	130	3	5	0	173	196
1980	6	2	0	231	129	4	4	0	210	196
1981	2	6	0	183	184	0	8	0	123	144
Totals	80	70	6	3547	3131	61	96	0	3137	3877
(POST SEASON GAMES)										
1963	—	—	—	—	—	1	1	0	36	57
1976	—	—	—	—	—	0	1	0	21	24
1978	0	1	0	14	31	—	—	—	—	—
Totals	0	1	0	14	31	1	2	0	57	81
Grand Totals	80	71	6	3561	3162	61	104	0	3194	3958

Note: Six home and eight away games in 1967 and 1968.

BRYANT COLLEGE



Since 1976, the Patriots have conducted summer practice sessions at Bryant College in Smithfield, Rhode Island. Situated on a beautiful 290 acre campus located 12 miles northwest of Providence, Bryant offers undergraduate degrees in Business Administration and Criminal Justice as well as Graduate Programs in Business Administration. Bryant's enrollment includes over 5,000 students attending both day and evening programs while more than 2,500 of the students reside on campus.

Bryant has a 118 year-old tradition of excellence in business education and relocated from a Providence campus in 1971. Since that time, the campus has expanded to accommodate an ever increasing student enrollment. The focal point of the campus is the award-winning Unistructure (pictured above) that houses faculty, administrative and student activities offices as well as all classrooms, a swimming pool, bank, U.S. Post Office, bookstore, dining facilities and the Patriot's summer offices. In 1981, a newly completed Multipurpose Activities Center (MAC) was opened and adjoins the original physical education building. These structures provide the Patriots expansive areas for their lockerrooms, athletic training staff, equipment storage and issuance and the team's strength and conditioning center.

Since moving their summer training site to Bryant, the Patriots have amassed a 52-30 regular season record (63.4%), indicative of the fine preseason training facilities offered at the Smithfield campus.

TRANSACTIONS — 1982

- 3-12 OC Bill Lenkaitis announced his retirement after 14 seasons.
- 4-27 Retired TE Russ Francis traded to San Francisco for the 49ers' first and fourth round picks. In a related trade, the Patriots traded their own second round choice to the 49ers for a pair of second round picks.
- 4-27 FS Tim Fox traded to San Diego for the Chargers' second round pick and their third round pick in 1983.
- 4-28 LB Rod Shoate traded to Chicago for the Bears' fifth round pick in 1983.
- 5-25 DE John Lee conditionally traded to Chicago for an unannounced choice.
- 5-27 OT Garry Puetz given his release after becoming a free agent on February 1.
- 6-2 WR Harold Jackson given his release after becoming a free agent on February 1.

REGULAR SEASON OPPONENTS

SEPTEMBER 12 — AT BALTIMORE

NOVEMBER 7 — AT FOXBORO

BALTIMORE COLTS

AFC EAST: 2-14 Record, 4th Place

HEAD COACH: Frank Kush (1st year)

PR: Walt Gutowski (Marge Blatt)

PHONE: (301) 356-9600

SERIES NOTES: COLTS LEAD SERIES 13-11 . . . The Colts swept both games from the Patriots in '81 for the first time since 1972 . . . the two teams opened the '81 regular season at Foxboro (9-6) where the Colts came away with a narrow 29-28 victory . . . fifteen weeks later (12-20) the Patriots traveled to Baltimore for the season finale and lost to the Colts by two points, 23-21 . . . the Patriots swept both games in '80 and up until that time the series had been split each year since the Patriots took both games in 1974 . . . since 1973, the Colts have beaten the Patriots at home in odd number years (1973, '75, '77, '79 and '81) while the Patriots have won in Memorial Stadium on the even numbered years.

SEPTEMBER 19 — AT FOXBORO

OCTOBER 31 — AT NEW YORK JETS

NEW YORK JETS

AFC EAST: 10-5-1 Record, Wild Card

HEAD COACH: Walt Michaels (6th year 33-44-1, Postseason 0-1)

PR: Frank Ramos (Ron Cohen)

PHONE: (212) 421-6600

SERIES NOTES: JETS LEAD SERIES 26-17-1 . . . Despite the Jets sweep of the 1981 series, the Patriots have won eight of the last 12 outings with the Jets . . . in their first confrontation of '81, the Patriots were trailing 28-14 in the third quarter when QB Steve Grogan came off the bench to complete 19 of 32 pass attempts for 330 yds. (1 TD) . . . however, the Patriot comeback effort was halted when Johnny Lynn picked off a Grogan pass at the two yard line with just seconds remaining to seal a 28-24 Jet victory . . . in a rained soaked Schaefer Stadium, the Jets capitalized on Patriots turnovers and penalties as they defeated the Patriots 17-6 in their second meeting of '81 (11-15).

SEPTEMBER 26 — AT FOXBORO

DECEMBER 19 — AT SEATTLE

SEATTLE SEAHAWKS

AFC WEST: 6-10 Record, 5th Place

HEAD COACH: Jack Patera (7th year 35-57)

PR: Don Andersen (Gary Wright)

PHONE: (206) 827-9777

SERIES NOTES: PATRIOTS LEAD SERIES 2-0 . . . Both clubs finished in 5th place in their respective divisions in '81 and will play each other on a home and away basis . . . the Patriots have won both regular season contests between the two teams . . . in their most recent outing (9-21-80), TE Don Hasselbeck caught a 16 yd. TD pass from Steve Grogan to secure a Patriot 37-31 come-from-behind victory at the Kingdome . . . in the first meeting ever between the two clubs the Patriots blanked the Seahawks at Schaefer 31-0 on 10-9-77 . . . two clubs also met in one preseason contest, a 30-23 Seattle victory at the Kingdome (8-29-80).

OCTOBER 3 — AT BUFFALO

NOVEMBER 14 — AT FOXBORO

BUFFALO BILLS

AFC EAST: 10-6 Record, Wild Card

HEAD COACH: Chuck Knox (5th year Buffalo 33-31, Postseason 1-2)
(5 years Los Angeles 54-15-1, Postseason 3-5)

PR: Budd Thalman (Dave Senko)

PHONE: (716) 648-1800

SERIES NOTES: BILLS LEAD SERIES 23-20-1 . . . '82 season will mark the 45th and 46th regular season meetings between the clubs that began as an original AFL series . . . in the first game of '81 a "Hail Mary" pass that covered 36 yds. and eluded five Patriot defenders was tipped into the hands of Roland Hooks with five seconds to play as the Bills took a miracle victory over the Patriots, 20-17 at Rich Stadium (11-22) . . . three short weeks later (12-13) the Bills traveled to Schaefer Stadium where they scored on both of their first two possessions of the game and went on to defeat the Patriots 19-10.

OCTOBER 10 — AT FOXBORO

CINCINNATI BENGALS

AFC CENTRAL: 12-4 Record, 1st Place, AFC Champions

HEAD COACH: Forrest Gregg (3rd year Bengals 18-14, Postseason 2-1)
(3 years Cleveland 18-23)

PR: Al Heim

PHONE: (513) 621-3550

SERIES NOTES: PATRIOTS LEAD SERIES 4-3 . . . The 1981 AFC Champion Cincinnati Bengals will travel to Schaefer in '82 for the first time since they lost the 1972 regular season opener, 31-7 at Foxboro (9-17) . . . in their last two outings the Patriots have been victorious at Riverfront Stadium by scores of 20-14 (9-16-79) and 10-3 (10-15-78).

OCTOBER 17 — AT MIAMI

DECEMBER 12 — AT FOXBORO

MIAMI DOLPHINS

AFC EAST: 11-4-1 Record, 1st Place

HEAD COACH: Don Shula (13th year Miami 123-51-2, Postseason 8-6)
(7 years Baltimore 71-23-4, Postseason 2-3)

PR: Bob Kearney

PHONE: (305) 576-1000

SERIES NOTES: DOLPHINS LEAD SERIES 20-11 . . . The Dolphins have beaten the Patriots 14 straight times at the Orange Bowl since the Patriots nailed a 20-14 loss on them in a 1966 meeting at the Orange Bowl . . . in the only other game played in the series on Florida soil, the Patriots topped the Dolphins 38-23, at Tampa in 1969 . . . in their first confrontation of '81, Miami's Ewe von Schamann booted an overtime FG to lead the Dolphins to a 30-27 win over the Patriots at Schaefer Stadium (11-8) . . . despite the loss the Patriots had their best day offensively of '81 as they produced 492 total yards (141 rushing, 351 passing) . . . four weeks later (12-6) the Patriots dropped their 14th straight in the Orange Bowl by a 24-14 margin . . . prior to '81, the series has been split every season since the Dolphins swept both games in '75.

OCTOBER 24 — AT FOXBORO

ST. LOUIS CARDINALS

NFC EAST: 7-9 Record, 5th Place

HEAD COACH: Jim Hanifan (3rd year 12-20)

PR: Marty Igel (Adele Harris)

PHONE: (314) 421-0777

SERIES NOTES: CARDINALS LEAD SERIES 3-1 . . . The Cardinals traveled to Foxboro for the first time ever last year and handed the Patriots a 27-20 loss (11-29) . . . in that game the Patriots lost with just 33 seconds remaining on the clock as the Card's QB Neil Lomax found WR/DB Roy Green on a crossing pattern and he raced 33 yds. for the game winning TD . . . the Patriots topped the Cardinals, 16-6 on 9-10-78 for their only win of the short series . . . the Cards blanked the Patriots, 31-0 in their first meeting (11-8-70) and took the second contest, 24-17 (11-2-75) . . . the two clubs have never met in preseason play.

NOVEMBER 21 — AT CLEVELAND

CLEVELAND BROWNS

AFC CENTRAL: 5-11 Record, 4th Place

HEAD COACH: Sam Rutigliano (5th year 33-31, Postseason 0-1)

PR: Nate Wallack (Kevin Byrne), (Chuck Fisher)

PHONE: (216) 696-5555

SERIES NOTES: CLEVELAND LEAD SERIES 3-1 . . . The 1980 regular season opener marked the Patriots only victory in the short series between the two clubs . . . in that game the Patriots defense held the Browns to just 48 yds. rushing in the Patriots' 34-17 victory at Schaefer (9-7) . . . prior to the Patriots' win, the Browns round off three straight wins in the series, including a Monday night (9-26-77) 30-27 overtime win at Cleveland this year's meeting will be the third between the two clubs at Cleveland.

NOVEMBER 28 — AT FOXBORO

HOUSTON OILERS

AFC CENTRAL: 7-9 Record, 4th Place

HEAD COACH: Ed Biles (2nd year, 7-9)

PR: Bob Hyde (Rick Nichols)

PHONE: (713) 797-9111

SERIES NOTES: PATRIOTS LEAD SERIES 13-12-1 . . . The Patriots' 38-10 victory at Schaefer Stadium in '81 (10-18) marked their first victory in the last four regular season outings with the Oilers . . . Oilers also won a 1978 divisional playoff game 31-14 (at Foxboro 12-31) . . . the Patriots have played four games in the Astrodome, losing three times 38-34 in 1980, 27-23 in 1969 and 45-17 in 1968) while beating the Oilers once, 32-0 in 1973 . . . Oilers are the last team to blank the Patriots, doing so 7-0 on opening day of '75 (9-21 at Foxboro) . . . since then the Patriots have scored in 105 consecutive games, the longest team scoring streak in club history . . . in the streak, the Patriots have out scored their opponents, 2,444-2,111.

DECEMBER 5 — AT CHICAGO

CHICAGO BEARS

NFC CENTRAL: 6-10 Record, 5th Place

HEAD COACH: Mike Ditka (1st year)

PR: Pat McCaskey

PHONE: (312) 295-6600

SERIES NOTES: PATRIOTS LEAD SERIES 2-0 . . . This year's game will mark the third ever regular season meeting between the two clubs . . . a sellout crowd at Soldiers Field on 10-14-79 saw the Patriots' defense hold Walter Payton (42 yards) and the Bears offense to 169 total yards, as the Patriots chalked up a 27-7 victory . . . in their only other regular season confrontation, the Patriots recorded a 13-10 win in Chicago (10-21-73) . . . the two clubs have met once in preseason play, a 27-17 Patriot win in Foxboro (8-20-72).

DECEMBER 26 — AT PITTSBURGH

PITTSBURGH STEELERS

AFC CENTRAL: 8-8 Record, 2nd Place

HEAD COACH: Chuck Noll (14th year 117-72-1, Postseason 14-4)

PR: Joe Gordon (John Evenson)

PHONE: (412) 323-1200

SERIES NOTES: STEELERS LEAD SERIES 4-1 . . . The Patriots have lost their last two regular season contests to the Steelers in overtime . . . on 9-27-81 Steeler QB, Terry Bradshaw found Lynn Swann in the end zone corner for a 24-yard TD pass with 3:19 elapsed in the overtime period to give the Steelers a 27-21 victory . . . on 9-3-79 the Black and Gold left Foxboro with a 16-13 OT victory on a 41 yd. FG by Matt Bahr . . . the Patriots traveled to Three rivers Stadium on 9-26-76 with a 1-1 record and shocked the Steelers with a come-from-behind 30-27 win that started the Patriots on the way to a 11-3 record and a AFC wild card playoff spot . . . the two clubs will also meet in preseason play in '82, as they will be the football feature at the 1982 World's Fair in Knoxville, TN on 8-14-82.

REGULAR SEASON RESULTS

1960 (Fourth in AFL-East, 5-9-0)

Date	Score	Opponent	Result	Record	Attendance
9/ 9	10-13	Denver	L	0-1	21,597
9/16	28-24	at New York	W	1-1	19,220
9/23	0-13	Buffalo	L	1-2	20,732
10/ 8	35- 0	at Los Angeles	W	2-2	18,226
10/16	14-27	Oakland (at S. F.)	L	2-3	11,500
10/23	24-31	at Denver	L	2-4	12,683
10/28	16-45	Los Angeles	L	2-5	13,988
11/ 4	34-28	Oakland	W	3-5	8,446
11/11	38-21	New York	W	4-5	11,653
11/18	42-14	Dallas	W	5-5	14,721
11/25	10-24	Houston	L	5-6	27,123
12/ 4	14-38	at Buffalo	L	5-7	14,335
12/11	0-34	at Dallas	L	5-8	12,000
12/18	21-37	at Houston	L	5-9	22,352

Total 286-349

228,576

NOTE: All home games played at Boston University Field.

1961 (Second in AFL-East, 9-4-1)

Date	Score	Opponent	Result	Record	Attendance
9/ 9	20-21	New York	L	0-1	16,683
9/16	45-17	Denver	W	1-1	14,479
9/23	23-21	at Buffalo	W	2-1	21,504
10/ 1	30-37	at New York	L	2-2	15,189
10/ 7	27-38	San Diego	L	2-3	17,748
10/13	31-31	Houston	T	2-3-1	15,070
10/22*	52-21	Buffalo	W	3-3-1	9,398
10/29	18-17	at Dallas	W	4-3-1	20,500
11/ 3	28-21	Dallas	W	5-3-1	25,063
11/12	15-27	at Houston	L	5-4-1	35,649
11/17	20-17	Oakland	W	6-4-1	17,169
12/ 3	28-24	at Denver	W	7-4-1	9,303
12/ 9	35-21	Oakland (at S. F.)	W	8-4-1	6,500
12/17	41- 0	at San Diego	W	9-4-1	21,339

Total 413-313

245,594

* Hurricane threat postponed this originally scheduled night game from October 20.

NOTE: All home games played at Boston University Field.

1962 (Second in AFL-East, 9-4-1)

Date	Score	Opponent	Result	Record	Attendance
9/ 8	28-42	at Dallas	L	0-1	32,000
9/16	34-21	Houston	W	1-1	32,276
9/21	41-16	Denver	W	2-1	21,038
10/ 6	43-14	at New York	W	3-1	14,412
10/12	7-27	Dallas	L	3-2	23,874
10/19	24-20	San Diego	W	4-2	20,888
10/26	26-16	Oakland	W	5-2	12,514
11/ 3	28-28	at Buffalo	T	5-2-1	33,247
11/11	33-29	at Denver	W	6-2-1	28,187
11/18	17-21	at Houston	L	6-3-1	35,250
11/23	21-10	Buffalo	W	7-3-1	20,021
11/30	24-17	New York	W	8-3-1	20,015
12/ 9	20-14	at San Diego	W	9-3-1	19,887
12/16	0-20	at Oakland	L	9-4-1	8,000

Total 346-295

321,609

NOTE: All home games played at Boston University Field with exception of 9/16 game vs. Houston which was played at Harvard Stadium.

1963 (First in AFL-East, 7-6-1)

Date	Score	Opponent	Result	Record	Attendance
9/ 8	38-14	New York	W	1-0	24,120
9/14	13-17	at San Diego	L	1-1	26,097
9/22	20-14	at Oakland	W	2-1	17,131
9/29	10-14	at Denver	L	2-2	18,636
10/ 5	24-31	at New York	L	2-3	16,769
10/11	20-14	Oakland	W	3-3	26,494
10/18	40-21	Denver	W	4-3	25,418
10/26	21-28	at Buffalo	L	4-4	29,243
11/ 1	45- 3	Houston	W	5-4	31,185
11/10	6- 7	San Diego	L	5-5	28,402
11/17	24-24	Kansas City	T	5-5-1	17,270
12/ 1	17- 7	Buffalo	W	6-5-1	16,981
12/ 8	46-28	at Houston	W	7-5-1	23,462
12/14	3-35	at Kansas City	L	7-6-1	12,598

Total 327-257

313,806

1963—(Continued)

EASTERN DIVISION CHAMPIONSHIP

12/28	26-6	at Buffalo	W		33,044
-------	------	------------	---	--	--------

AFL CHAMPIONSHIP

1/ 5	10-51	at San Diego	L		31,270
------	-------	--------------	---	--	--------

Grand

Total	363-316				378,120
-------	---------	--	--	--	---------

NOTE: All home games played at Fenway Park with exception of 9/8 vs. New York which was played at Boston College Alumni Stadium.

1964 (Second in AFL-East, 10-3-1)

Date	Score	Opponent	Result	Record	Attendance
9/13	17-14	at Oakland	W	1-0	21,126
9/20	33-28	at San Diego	W	2-0	20,568
9/27	26-10	New York	W	3-0	22,716
10/ 4	39-10	at Denver	W	4-0	15,485
10/ 9	17-26	San Diego	L	4-1	35,096
10/16	43-43	Oakland	T	4-1-1	23,279
10/23	24- 7	Kansas City	W	5-1-1	27,400
10/31	14-35	at New York	L	5-2-1	45,033
11/ 6	25-24	Houston	W	6-2-1	28,161
11/15	36-28	at Buffalo	W	7-2-1	42,308
11/20	12- 7	Denver	W	8-2-1	24,979
11/29	34-17	at Houston	W	9-2-1	17,560
12/ 6	31-24	at Kansas City	W	10-2-1	13,166
12/20	14-24	Buffalo	L	10-3-1	38,021

Total	365-297				374,898
-------	---------	--	--	--	---------

NOTE: All home games played at Fenway Park with exception of 9/27 vs. New York which was played at Boston College Alumni Stadium.

1965 (Third in AFL-East, 4-8-2)

Date	Score	Opponent	Result	Record	Attendance
9/11	7-24	at Buffalo	L	0-1	45,502
9/19	10-31	at Houston	L	0-2	32,445
9/24	10-27	Denver	L	0-3	26,782
10/ 3	17-27	at Kansas City	L	0-4	26,773
10/ 8	10-24	Oakland	L	0-5	24,824
10/17	13-13	San Diego	T	0-5-1	20,924
10/24	21-30	at Oakland	L	0-6-1	20,858
10/31	22- 6	at San Diego	W	1-6-1	33,366
11/ 7	7-23	Buffalo	L	1-7-1	24,415
11/14	20-30	New York	L	1-8-1	18,589
11/21	10-10	Kansas City	T	1-8-2	13,056
11/28	27-23	at New York	W	2-8-2	59,334
12/12	28-20	at Denver	W	3-8-2	27,207
12/18	42-14	Houston	W	4-8-2	14,508

Total	244-302				388,583
-------	---------	--	--	--	---------

NOTE: All home games played at Fenway Park.

1966 (Second in AFL-East, 8-4-2)

Date	Score	Opponent	Result	Record	Attendance
9/10	0-24	at San Diego	L	0-1	29,539
9/18	24-10	at Denver	W	1-1	25,337
9/25	24-43	Kansas City	L	1-2	22,641
10/ 2	24-24	New York	T	1-2-1	27,255
10/ 8	20-10	at Buffalo	W	2-2-1	45,542
10/23	35-17	San Diego	W	3-2-1	32,371
10/30	24-21	Oakland	W	4-2-1	26,941
11/ 6	10-17	Denver	L	4-3-1	18,154
11/13	27-21	Houston	W	5-3-1	23,426
11/20	27-27	at Kansas City	T	5-3-2	41,475
11/27	20-14	at Miami	W	6-3-2	22,754
12/ 4	14- 3	Buffalo	W	7-3-2	39,350
12/11	38-14	at Houston	W	8-3-2	17,100
12/18	28-38	at New York	L	8-4-2	58,921

Total	315-283				430,806
-------	---------	--	--	--	---------

NOTE: All home games played at Fenway Park.

1967 (Fifth in AFL-East, 3-10-1)

Date	Score	Opponent	Result	Record	Attendance
9/ 3	21-26	at Denver	L	0-1	35,488
9/ 9	14-28	at San Diego	L	0-2	39,337
9/17	7-35	at Oakland	L	0-3	26,289
9/24	23- 0	at Buffalo	W	1-3	45,748
10/ 8*	31-31	at San Diego	T	1-3-1	23,620
10/15	41-10	Miami	W	2-3-1	23,955
10/22	14-48	Oakland	L	2-4-1	25,057
10/29	23-30	at New York	L	2-5-1	62,784

1967—(Continued)

11/ 5	18- 7	Houston	W	3- 5-1	19,422
11/12	10-33	Kansas City	L	3- 6-1	23,010
11/19	24-29	New York	L	3- 7-1	26,790
11/26	6-27	at Houston	L	3- 8-1	28,044
12/ 9	16-44	Buffalo	L	3- 9-1	20,627
12/17	32-41	at Miami	L	3-10-1	25,969

Total 280-389 426,140

* Scheduled as home game, played at San Diego because of World Series at Fenway Park.

NOTE: All home games played in Fenway Park with exception of 10/15 vs. Miami which was played at Boston College Alumni Stadium.

1968 (Fourth in AFL-East, 4-10-0)

Date	Score	Opponent	Result	Record	Attendance
9/ 8	16- 7	at Buffalo	W	1- 0	38,865
9/22*	31-47	New York	L	1- 1	29,192
9/29	20-17	at Denver	W	2- 1	37,024
10/ 6	10-41	at Oakland	L	2- 2	44,253
10/13	0-16	Houston	L	2- 3	32,502
10/20	23- 6	Buffalo	W	3- 3	21,082
10/27	14-48	at New York	L	3- 4	62,351
11/ 3	14-35	Denver	L	3- 5	18,304
11/10	17-27	San Diego	L	3- 6	19,278
11/17	17-31	at Kansas City	L	3- 7	48,271
11/24	10-34	Miami	L	3- 8	18,305
12/ 1	33-14	Cincinnati	W	4- 8	17,796
12/ 8	7-38	at Miami	L	4- 9	24,242
12/15	17-45	at Houston	L	4-10	34,198

Total 229-406 445,663

* Scheduled as home game, played in Birmingham, Alabama, because of conflict with major league baseball.

NOTE: All home games played at Fenway Park.

1969 (Tied for third in AFL-East, 4-10-0)

Date	Score	Opponent	Result	Record	Attendance
9/14	7-35	at Denver	L	0- 1	43,679
9/21	0-31	Kansas City	L	0- 2	22,002
9/28	23-38	Oakland	L	0- 3	19,069
10/ 5	14-23	New York	L	0- 4	25,584
10/11	16-23	at Buffalo	L	0- 5	46,201
10/19	10-13	San Diego	L	0- 6	18,346
10/26	17-23	at New York	L	0- 7	62,298
11/ 2	24- 0	Houston	W	1- 7	19,006
11/ 9	16-17	Miami	L	1- 8	19,821
11/16	25-14	at Cincinnati	W	2- 8	27,927
11/23	35-21	Buffalo	W	3- 8	25,584
11/30	38-23	Miami (at Tampa)	W	4- 8	32,121
12/ 7	18-28	at San Diego	L	4- 9	33,146
12/14	23-27	at Houston	L	4-10	39,215

Total 266-316 433,999

NOTE: All home games played at Boston College Alumni Stadium.

1970 (Fifth in AFC-East, 2-12-0)

Date	Score	Opponent	Result	Record	Attendance
9/20	27-14	Miami	W	1- 0	32,607
9/27	21-31	New York Jets	L	1- 1	36,040
10/ 4	6-14	Baltimore	L	1- 2	38,235
10/11	10-23	at Kansas City	L	1- 3	50,698
10/18	0-16	New York Giants	L	1- 4	39,091
10/25	3-27	at Baltimore	L	1- 5	60,240
11/ 1	10-45	Buffalo	L	1- 6	31,148
11/ 8	0-31	at St. Louis	L	1- 7	46,466
11/15	14-16	San Diego	L	1- 8	30,597
11/22	3-17	at New York Jets	L	1- 9	61,822
11/29	14-10	at Buffalo	W	2- 9	31,427
12/ 6	20-37	at Miami	L	2-10	51,032
12/13	14-35	Minnesota	L	2-11	37,819
12/20	7-45	at Cincinnati	L	2-12	60,157

Total 149-361 607,379

NOTE: All home games played at Harvard Stadium.

1971 (Third in AFC-East, 6-8-0)

Date	Score	Opponent	Result	Record	Attendance
9/19	20- 6	Oakland	W	1-0	55,405
9/26	7-34	Detroit	L	1-1	61,057
10/ 3	3-23	Baltimore	L	1-2	61,232
10/10	20- 0	New York Jets	W	2-2	61,357
10/17	3-41	at Miami	L	2-3	58,822
10/24	21-44	at Dallas	L	2-4	65,708

1971—(Continued)

10/31	10-27	at San Francisco	L	2-5	45,092
11/ 7	28-20	Houston	W	3-5	53,155
11/14	38-33	Buffalo	W	4-5	57,446
11/21	7-27	at Cleveland	L	4-6	65,238
11/28	20-27	at Buffalo	L	4-7	27,166
12/ 5	34-13	Miami	W	5-7	61,457
12/12	6-13	at New York Jets	L	5-8	63,175
12/19	21-17	at Baltimore	W	6-8	57,942

Total 238-325

794,252

NOTE: All home games played at Schaefer Stadium.

1972 (Fifth in AFC-East, 3-11-0)

Date	Score	Opponent	Result	Record	Attendance
9/17	7-31	Cincinnati	L	0- 1	60,999
9/24	21-20	Atlanta	W	1- 1	60,999
10/ 1	24-23	Washington	W	2- 1	60,999
10/ 8	14-38	at Buffalo	L	2- 2	41,749
10/15	13-41	New York Jets	L	2- 3	60,999
10/22	3-33	at Pittsburgh	L	2- 4	46,081
10/29	10-24	at New York Jets	L	2- 5	62,867
11/ 6	17-24	Baltimore	L	2- 6	60,999
11/12	0-52	at Miami	L	2- 7	80,010
11/19	24-27	Buffalo	L	2- 8	60,999
11/26	0-31	at Baltimore	L	2- 9	54,907
12/ 3	21-37	Miami	L	2-10	60,999
12/10	17-10	at New Orleans	W	3-10	64,889
12/17	21-45	at Denver	L	3-11	51,656

Total 192-446

829,152

1973 (Third in AFC-East, 5-9-0)

Date	Score	Opponent	Result	Record	Attendance
9/16	13-31	Buffalo	L	0-1	56,114
9/23	7-10	Kansas City	L	0-2	57,918
9/30	23-44	at Miami	L	0-3	80,047
10/ 7	24-16	Baltimore	W	1-3	57,044
10/14	7- 9	New York Jets	L	1-4	58,659
10/21	13-10	at Chicago	W	2-4	55,701
10/28	14-30	Miami	L	2-5	61,279
11/ 4	23-24	at Philadelphia	L	2-6	65,070
11/11	13-33	at New York Jets	L	2-7	60,737
11/18	33-24	Green Bay	W	3-7	61,279
11/25	32- 0	at Houston	W	4-7	27,344
12/ 2	30-14	San Diego	W	5-7	58,150
12/ 9	13-37	at Buffalo	L	5-8	75,841
12/16	13-18	at Baltimore	L	5-9	52,065

Total 258-300

827,248

1974 (Tied for third in AFC-East, 7-7-0)

Date	Score	Opponent	Result	Record	Attendance
9/15	34-24	Miami	W	1-0	55,006
9/22	28-20	at New York Giants	W	2-0	49,267
9/29	20-14	Los Angeles	W	3-0	61,279
10/ 6	42- 3	Baltimore	W	4-0	59,502
10/13	24- 0	at New York Jets	W	5-0	61,400
10/20	28-30	at Buffalo	L	5-1	80,020
10/27	17-14	at Minnesota	W	6-1	48,497
11/ 3	28-29	Buffalo	L	6-2	61,279
11/10	14-21	Cleveland	L	6-3	61,279
11/17	16-21	New York Jets	L	6-4	61,279
11/24	27-17	at Baltimore	W	7-4	38,971
12/ 1	26-41	at Oakland	L	7-5	54,020
12/ 8	17-21	Pittsburgh	L	7-6	61,279
12/15	27-34	at Miami	L	7-7	79,420

Total 348-289

832,498

1975 (Fifth in AFC-East, 3-11-0)

Date	Score	Opponent	Result	Record	Attendance
9/21	0- 7	Houston	L	0- 1	54,212
9/28	14-22	Miami	L	0- 2	61,279
10/ 5	7-36	at New York Jets	L	0- 3	61,415
10/12	10-27	at Cincinnati	L	0- 4	55,856
10/19	21-10	Baltimore	W	1- 4	56,844
10/26	24-16	San Francisco	W	2- 4	60,691
11/ 2	17-24	at St. Louis	L	2- 5	47,263
11/ 9	33-19	at San Diego	W	3- 5	26,090
11/16	31-34	Dallas	L	3- 6	61,279
11/23	31-45	at Buffalo	L	3- 7	69,207
12/ 1	7-20	at Miami	L	3- 8	68,480
12/ 7	28-30	New York Jets	L	3- 9	57,539
12/14	14-34	Buffalo	L	3-10	59,646
12/21	21-34	at Baltimore	L	3-11	50,801

Total 258-358

790,602

1976 (Tied for First in AFC-East, 11-3-0)

Date	Score	Opponent	Result	Record	Attendance
9/12	13-27	Baltimore	L	0-1	43,637
9/19	30-14	Miami	W	1-1	46,227
9/26	30-27	at Pittsburgh	W	2-1	50,350
10/ 3	48-17	Oakland	W	3-1	61,279
10/10	10-30	at Detroit	L	3-2	63,711
10/18	41- 7	New York Jets	W	4-2	51,236
10/24	26-22	at Buffalo	W	5-2	50,383
10/31	3-10	at Miami	L	5-3	57,984
11/ 7	20-10	Buffalo	W	6-3	61,279
11/14	21-14	at Baltimore	W	7-3	60,020
11/21	38-24	at New York Jets	W	8-3	58,509
11/28	38-14	Denver	W	9-3	61,279
12/ 5	27- 6	New Orleans	W	10-3	54,057
12/12	31-14	at Tampa	W	11-3	46,475

Total 376-236 820,463

AFC PLAYOFF

12/18 21-24 at Oakland L 54,037

Grand

Total 397-260 874,500

1977 (Third in AFC-East, 9-5-0)

Date	Score	Opponent	Result	Record	Attendance
9/18	21-17	Kansas City	W	1-0	58,288
9/26	27-30	at Cleveland (OT)	L	1-1	77,910
10/ 2	27-30	at New York Jets	L	1-2	49,801
10/ 9	31- 0	Seattle	W	2-2	54,363
10/16	24-20	at San Diego	W	3-2	51,143
10/23	17- 3	Baltimore	W	4-2	61,279
10/30	24-13	New York Jets	W	5-2	61,279
11/ 6	14-24	Buffalo	L	5-3	61,279
11/13	5-17	at Miami	L	5-4	67,907
11/20	20- 7	at Buffalo	W	6-4	31,157
11/27	14- 6	Philadelphia	W	7-4	58,192
12/ 4	16-10	at Atlanta	W	8-4	60,738
12/11	14-10	Miami	W	9-4	61,279
12/18	24-30	at Baltimore	L	9-5	60,763

Total 278-217 815,378

1978 (Tied for First in AFC-East, 11-5-0)

Date	Score	Opponent	Result	Record	Attendance
9/ 3	14-16	Washington	L	0-1	55,063
9/10	16- 6	at St. Louis	W	1-1	49,555
9/18	27-34	Baltimore	L	1-2	57,503
9/24	21-14	at Oakland	W	2-2	53,500
10/ 1	28-23	San Diego	W	3-2	61,297
10/ 8	24-14	Philadelphia	W	4-2	61,297
10/15	10- 3	at Cincinnati	W	5-2	56,257
10/22	33-24	Miami	W	6-2	61,297
10/29	55-21	New York Jets	W	7-2	61,297
11/ 5	14-10	at Buffalo	W	8-2	46,101
11/12	23-26	Houston	L	8-3	61,297
11/19	19-17	at New York Jets	W	9-3	60,372
11/26	35-14	at Baltimore	W	10-3	49,404
12/ 3	10-17	at Dallas	L	10-4	65,045
12/10	26-24	Buffalo	W	11-4	59,927
12/18	3-23	at Miami	L	11-5	75,445

Total 358-286 934,657

AFC PLAYOFF

12/31 14-31 Houston L 61,297

Grand

Total 372-317 995,954

1979 (Second in AFC-East, 9-7-0)

Date	Score	Opponent	Result	Record	Attendance
9/ 3	13-16	Pittsburgh (OT)	L	0-1	61,297
9/ 9	56- 3	NY Jets	W	1-1	53,220
9/16	20-14	at Cincinnati	W	2-1	46,581
9/23	27-21	San Diego	W	3-1	61,297
10/ 1	14-27	at Green Bay	L	3-2	56,212
10/ 7	24-17	Detroit	W	4-2	61,297
10/14	27- 7	at Chicago	W	5-2	57,979
10/21	28-13	Miami	W	6-2	61,297
10/28	26-31	at Baltimore	L	6-3	47,042
11/ 4	26- 6	at Buffalo	W	7-3	69,465
11/11	10-45	at Denver	L	7-4	75,103
11/18	50-21	Baltimore	W	8-4	61,297
11/25	13-16	Buffalo (OT)	L	8-5	61,297
11/29	24-39	at Miami	L	8-6	75,037
12/ 9	26-27	at NY Jets	L	8-7	60,372
12/16	27-23	Minnesota	W	9-7	57,985

Total 411-326 966,778

1980 (Second in AFC-East, 10-6-0)

Date	Score	Opponent	Result	Record	Attendance
9/ 7	34-17	Cleveland	W	1-0	49,222
9/14	21-37	Atlanta	L	1-1	48,321
9/21	37-31	at Seattle	W	2-1	61,035
9/29	23-14	Denver	W	3-1	59,602
10/ 5	21-11	at New York Jets	W	4-1	53,603
10/12	34- 0	Miami	W	5-1	60,377
10/19	37-21	at Baltimore	W	6-1	53,924
10/26	13-31	at Buffalo	L	6-2	75,092
11/ 2	34-21	New York Jets	W	7-2	60,834
11/10	34-38	at Houston	L	7-3	51,524
11/16	14-17	Los Angeles	L	7-4	60,609
11/23	47-21	Baltimore	W	8-4	60,994
11/30	17-21	at San Francisco	L	8-5	45,254
12/ 8	13-16	at Miami (OT)	L	8-6	63,292
12/14	24- 2	Buffalo	W	9-6	58,324
12/21	38-27	at New Orleans	W	10-6	38,277
Total	441-325				900,284

1981 (Fifth in AFC-East, 2-14-0)

Date	Score	Opponent	Result	Record	Attendance
9/ 6	28-29	Baltimore	L	0- 1	49,572
9/13	3-13	at Philadelphia	L	0- 2	71,089
9/21	21-35	Dallas	L	0- 3	60,311
9/27	21-27	at Pittsburgh (OT)	L	0- 4	53,344
10/ 4	33-17	Kansas City	W	1- 4	55,931
10/11	24-28	at New York Jets	L	1- 5	55,093
10/18	38-10	Houston	W	2- 5	60,474
10/25	22-24	at Washington	L	2- 6	50,934
11/ 1	17-27	at Oakland	L	2- 7	44,246
11/ 8	27-30	Miami (OT)	L	2- 8	60,436
11/15	6-17	New York Jets	L	2- 9	45,342
11/22	17-20	at Buffalo	L	2-10	71,593
11/29	20-27	St. Louis	L	2-11	39,946
12/ 6	14-24	at Miami	L	2-12	50,421
12/13	10-19	Buffalo	L	2-13	42,549
12/20	21-23	at Baltimore	L	2-14	17,073
Total	306-328				827,814

REGULAR SEASON SERIES RESULTS

PATRIOTS 2, ATLANTA 1

1972—at NE 21, Atlanta 20
 1977—NE 16, at Atlanta 10
 1980—Atlanta 37, at NE 21
(Points—Atlanta 67, Patriots 58)

BALTIMORE 13, PATRIOTS 11

1970—Baltimore 14, at NE 6
 at Baltimore 27, NE 3
 1971—Baltimore 23, at NE 3
 NE 21, at Baltimore 17
 1972—Baltimore 24, at NE 17
 at Baltimore 31, NE 0
 1973—at NE 24, Baltimore 16
 at Baltimore 18, NE 13
 1974—at NE 42, Baltimore 3
 NE 27, at Baltimore 17
 1975—at NE 21, Baltimore 10
 at Baltimore 34, NE 21
 1976—Baltimore 27, at NE 13
 NE 21, at Baltimore 14
 1977—at NE 17, Baltimore 3
 at Baltimore 30, NE 24
 1978—Baltimore 34, at NE 27
 NE 35, at Baltimore 14
 1979—at Baltimore 31, NE 26
 at NE 50, Baltimore 21
 1980—NE 37, at Baltimore 21
 at NE 47, Baltimore 21
 1981—Baltimore 29, at NE 28
 at Baltimore 23, NE 21
(Points—Patriots 544, Baltimore 502)

BUFFALO 23, PATRIOTS 21, (1 tie)

1960—Buffalo 13, at NE 0
 at Buffalo 38, NE 14

1961—NE 23, at Buffalo 21
 at NE 52, Buffalo 21
 1962—at Buffalo 28, NE 28
 at NE 21, Buffalo 10
 1963—at Buffalo 28, NE 21
 at NE 17, Buffalo 7
 1964—NE 36, at Buffalo 28
 Buffalo 24, at NE 14
 1965—at Buffalo 45, NE 7
 Buffalo 23, at NE 7
 1966—NE 20, at Buffalo 10
 at NE 14, Buffalo 3
 1967—NE 23, at Buffalo 0
 Buffalo 44, at NE 16
 1968—NE 16, at Buffalo 7
 at NE 23, Buffalo 6
 1969—at Buffalo 23, NE 16
 at NE 35, Buffalo 21
 1970—Buffalo 45, at NE 10
 NE 14, at Buffalo 10
 1971—at NE 38, Buffalo 33
 at Buffalo 27, NE 20
 1972—at Buffalo 38, NE 14
 Buffalo 27, at NE 24
 1973—Buffalo 31, at NE 13
 at Buffalo 37, NE 13
 1974—at Buffalo 30, NE 28
 Buffalo 29, at NE 28
 1975—at Buffalo 45, NE 31
 Buffalo 34, at NE 14
 1976—NE 26, at Buffalo 22
 at NE 20, Buffalo 10
 1977—Buffalo 24, at NE 14
 NE 20, at Buffalo 7
 1978—NE 14, at Buffalo 10
 at NE 26, Buffalo 24
 1979—NE 26, at Buffalo 6
 Buffalo 16 (OT), NE 13

1980—at Buffalo 31, NE 13
at NE 24, Buffalo 2
1981—at Buffalo 20, NE 17
Buffalo 19, at NE 10
(Points—Buffalo 956, Patriots 873)

PATRIOTS 2, CHICAGO 0

1973—NE 13, at Chicago 10
1979—NE 27, at Chicago 7
(Points—Patriots 40, Chicago 17)

PATRIOTS 4, CINCINNATI 3

1968—at NE 33, Cincinnati 14
1969—NE 25, at Cincinnati 14
1970—at Cincinnati 45, NE 7
1972—Cincinnati 31, at NE 7
1975—at Cincinnati 27, NE 10
1978—NE 10, at Cincinnati 3
1979—NE 20, at Cincinnati 14
(Points—Cincinnati 138, Patriots 92)

CLEVELAND 3, PATRIOTS 1

1971—at Cleveland 27, NE 7
1974—Cleveland 21, at NE 14
1977—at Cleveland 30 (OT), NE 27
1980—at NE 34, Cleveland 17
(Points—Cleveland 95, Patriots 65)

DALLAS 4, PATRIOTS 0

1971—at Dallas 44, NE 21
1975—Dallas 34, at NE 31
1978—at Dallas 17, NE 10
1981—Dallas 35, at NE 21
(Points—Dallas 130, Patriots 83)

PATRIOTS 12, DENVER 10

1960—Denver 13, at NE 10
at Denver 31, NE 24
1961—at NE 45, Denver 17
NE 28, Denver 24
1962—at NE 41, Denver 16
NE 33, at Denver 29
1963—at Denver 14, NE 10
at NE 40, Denver 21
1964—NE 39, at Denver 10
at NE 12, Denver 7
1965—Denver 27, at NE 10
NE 28, at Denver 20
1966—NE 24, at Denver 10
Denver 17, at NE 10
1967—at Denver 26, NE 21
1968—NE 20, at Denver 17
Denver 35, at NE 14
1969—at Denver 35, NE 7
1972—at Denver 45, NE 21
1976—at NE 38, Denver 14
1979—at Denver 45, NE 10
1980—at NE 23, Denver 14
(Points—Patriots 508, Denver 487)

DETROIT 2, PATRIOTS 1

1971—Detroit 34, at NE 7
1976—at Detroit 30, NE 10
1979—at NE 24, Detroit 17
(Points—Detroit 81, Patriots 41)

PATRIOTS 1, GREEN BAY 1

1973—at NE 33, Green Bay 24
1979—at Green Bay 27, NE 14
(Points—Green Bay 51, Patriots 47)

PATRIOTS 13, HOUSTON 12, (1 tie)

1960—Houston 24, at NE 10
at Houston 37, NE 21
1961—at NE 31, Houston 31
at Houston 27, NE 15
1962—at NE 34, Houston 21
at Houston 21, NE 17
1963—at NE 45, Houston 3
NE 46, at Houston 28
1964—at NE 25, Houston 24
NE 34, at Houston 17
1965—at Houston 31, NE 10
at NE 42, Houston 14

1966—at NE 27, Houston 21
NE 38, at Houston 14
1967—at NE 18, Houston 7
at Houston 27, NE 6
1968—Houston 16, at NE 0
at Houston 45, NE 17
1969—at NE 24, Houston 0
at Houston 27, NE 23
1971—at NE 28, Houston 20
1973—NE 32, at Houston 0
1975—Houston 7, at NE 0
1978—Houston 26, at NE 23
1980—at Houston 38, NE 34
1981—at NE 38, Houston 10
(Points—Patriots 638, Houston 536)

KANSAS CITY 11, PATS 7 (3 ties)

1960—at NE 42, Kansas City 14
at Kansas City 34, NE 0
1961—NE 18, at Kansas City 17
at NE 28, Kansas City 21
1962—at Kansas City 42, NE 28
Kansas City 27, at NE 7
1963—at NE 24, Kansas City 24
at Kansas City 35, NE 3
1964—at NE 24, Kansas City 7
NE 31, at Kansas City 24
1965—at Kansas City 27, NE 17
at NE 10, Kansas City 10
1966—Kansas City 43, at NE 24
NE 27, at Kansas City 27
1967—Kansas City 33, at NE 10
1968—at Kansas City 31, NE 17
1969—Kansas City 31, at NE 0
1970—at Kansas City 23, NE 10
1973—Kansas City 10, at NE 7
1977—at NE 21, Kansas City 17
1981—at NE 33, Kansas City 17
(Points—Kansas City 514, Patriots 381)

PATRIOTS 1, LA 1

1974—at NE 20, Los Angeles 14
1980—Los Angeles 17, at NE 14
(Patriots 34, Los Angeles 31)

MIAMI 20, PATRIOTS 11

1966—NE 20, at Miami 14
1967—at NE 41, Miami 10
at Miami 41, NE 32
1968—Miami 34, at NE 10
at Miami 38, NE 7
1969—Miami 17, at NE 16
NE 38, Miami 23 (at Tampa)
1970—at NE 27, Miami 14
at Miami 37, NE 20
1971—at Miami 41, NE 3
at NE 34, Miami 13
1972—at Miami 52, NE 0
Miami 37, at NE 21
1973—at Miami 44, NE 23
at Miami 30, NE 14
1974—at NE 34, Miami 24
at Miami 34, NE 27
1975—Miami 22, at NE 14
at Miami 20, NE 7
1976—at NE 30, Miami 14
at Miami 10, NE 3
1977—at Miami 17, NE 5
at NE 14, Miami 10
1978—at NE 33, Miami 24
at Miami 23, NE 3
1979—at NE 28, Miami 13
at Miami 39, NE 24
1980—at NE 34, Miami 0
at Miami 16, NE 13 (OT)
1981—Miami 30, at NE 27 (OT)
at Miami 24, NE 14
(Points—Miami 765, Patriots 616)

PATRIOTS 2, MINNESOTA 1

1970—Minnesota 35, at NE 14
1974—NE 17, at Minneapolis 14
1979—at NE 27, Minnesota 23
(Points—Minnesota 72, Patriots 58)

PATRIOTS 3, NEW ORLEANS 0

1972—NE 17, at New Orleans 10
1976—at NE 27, New Orleans 6
1980—NE 38, at New Orleans 27
(Points—Patriots 82, New Orleans 43)

PATS 1, N.Y. GIANTS 1

1970—Giants 16, at NE 0
1974—NE 28, at NY Giants 20
(Points—NY Giants 36, Patriots 28)

N.Y. JETS 26, PATS 17, (1 tie)

1960—NE 28, at New York 24
at NE 38, New York 21
1961—New York 21, at NE 20
at New York 37, NE 30
1962—NE 43, at New York 14
at NE 24, New York 17
1963—at NE 38, New York 14
at New York 31, NE 24
1964—at NE 26, New York 10
at New York 35, NE 14
1965—New York 30, at NE 20
NE 27, at New York 23
1966—at NE 24, New York 24
at New York 38, NE 28
1967—at New York 30, NE 23
New York 29, at NE 24
1968—New York 47, NE 31
(at Birmingham)
at New York 48, NE 14
1969—New York 23, at NE 14
at New York 23, NE 17
1970—New York 31, at NE 21
at New York 17, NE 3
1971—at NE 20, New York 0
at New York 13, NE 6
1972—New York 41, at NE 13
at New York 34, NE 10
1973—New York 9, at NE 7
at New York 33, NE 13
1974—NE 24, at New York 0
New York 21, at NE 16
1975—at New York 36, NE 7
New York 30, at NE 28
1976—at NE 41, New York 7
NE 38, at New York 24
1977—at New York 30, NE 27
at NE 24, New York 13
1978—at NE 55, New York 21
NE 19, at New York 17
1979—at NE 56, New York 3
at New York 27, NE 26
1980—NE 21, at New York 11
at NE 34, New York 21
1981—at New York 28, NE 24
New York 17, at NE 6
(Points—Patriots 1046, N.Y. Jets 1024)

PATS 11, OAKLAND 10 (1 tie)

1960—at San Francisco 27, NE 14
at NE 34, Oakland 28
1961—at NE 20, Oakland 17
NE 35, at San Francisco 21
1962—at NE 26, Oakland 16
at Oakland 20, NE 0
1963—NE 20, at Oakland 14
at NE 20, Oakland 14
1964—NE 17, at Oakland 14
at NE 43, Oakland 43
1965—Oakland 24, at NE 10
at Oakland 30, NE 21
1966—at NE 24, Oakland 21
1967—at Oakland 35, NE 7
Oakland 48, at NE 14
1968—at Oakland 41, NE 10
1969—Oakland 38, at NE 23
1971—at NE 20, Oakland 6

1974—at Oakland 41, NE 26
1976—at NE 48, Oakland 17
1978—NE 21, at Oakland 14
1981—at Oakland 27, Patriots 17
(Points—Oakland 556, Patriots 470)

PATRIOTS 2, PHILADELPHIA 2

1973—at Philadelphia 24, NE 23
1977—at NE 14, Philadelphia 6
1978—at NE 24, Philadelphia 14
1981—at Philadelphia 13, NE 3
(Points—Patriots 64, Philadelphia 57)

PITTSBURGH 4, PATRIOTS 1

1972—at Pittsburgh 33, NE 3
1974—Pittsburgh 21, at NE 17
1976—NE 30, at Pittsburgh 27
1979—Pittsburgh 16, at NE 13(OT)
1981—at Pittsburgh 27, Patriots 21 (OT)
(Points—Pittsburgh 124, Patriots 84)

ST. LOUIS 3, PATRIOTS 1

1970—at St. Louis 31, NE 0
1975—at St. Louis 24, NE 17
1978—NE 16, at St. Louis 6
1981—St. Louis 27, at NE 20
(Points—St. Louis 88, Patriots 53)

PATRIOTS 12, SAN DIEGO 11 (2 tie)

1960—NE 35, at Los Angeles 0
Los Angeles 45, at NE 16
1961—San Diego 38, at NE 27
NE 41, at San Diego 0
1962—at NE 24, San Diego 20
NE 20, at San Diego 14
1963—at San Diego 17, NE 13
San Diego 7, at NE 6
1964—NE 33, at San Diego 28
San Diego 26, at NE 17
1965—at NE 10, San Diego 10
NE 22, at San Diego 6
1966—at San Diego 24, NE 0
at NE 35, San Diego 17
1967—at San Diego 28, NE 14
NE 31, at San Diego 31
1968—San Diego 27, at NE 17
1969—San Diego 13, at NE 10
at San Diego 28, NE 18
1970—San Diego 16, at NE 14
1973—at NE 30, San Diego 14
1975—NE 33, at San Diego 19
1977—NE 24, at San Diego 20
1978—at NE 28, San Diego 23
1979—at NE 27, San Diego 21
(Points—Patriots 545, San Diego 492)

SAN FRANCISCO 2, PATRIOTS 1

1971—at San Francisco 27, NE 10
1975—at NE 24, San Francisco 16
1980—at San Francisco 21, NE 17
(Points—San Francisco 64, Pats 51)

PATRIOTS 2, SEATTLE 0

1977—at NE 31, Seattle 0
1980—NE 37, at Seattle 31
(Points—Patriots 68, Seattle 31)

PATRIOTS 1, TAMPA BAY 0

1976—NE 31, at Tampa Bay 14
(Points—Patriots 31, Tampa Bay 14)

WASHINGTON 2, PATRIOTS 1

1972—at NE 24, Washington 23
1978—Washington 16, at NE 14
1981—at Washington 24, NE 22
(Points—Washington 63, Patriots 60)

REGULAR SEASON SERIES STANDINGS

Team	W	L	T	Pct.	PF	PA
Atlanta	2	1	0	.667	58	67
Baltimore	11	13	0	.458	544	502
Buffalo	20	23	1	.466	873	956
Chicago	2	0	0	1.000	40	17
Cincinnati	4	3	0	.571	112	148
Cleveland	1	3	0	.250	82	95
Dallas	0	4	0	.000	83	130
Denver	12	10	0	.545	508	487
Detroit	1	2	0	.333	41	81
Green Bay	1	1	0	.500	47	51
Houston	13	12	1	.519	638	536
Kansas City	7	11	3	.425	381	514
Los Angeles	1	1	0	.500	34	31
Miami	11	20	0	.355	616	765
Minnesota	2	1	0	.670	58	72
New Orleans	3	0	0	1.000	82	42
New York Giants	1	1	0	.500	28	36
New York Jets	17	26	1	.398	1046	1024
Oakland	11	10	1	.523	470	556
Philadelphia	2	2	0	.500	64	57
Pittsburgh	1	4	0	.200	84	124
St. Louis	1	3	0	.250	53	88
San Diego	12	11	2	.530	548	495
San Francisco	1	2	0	.333	51	60
Seattle	2	0	0	1.000	68	31
Tampa Bay	1	0	0	1.000	31	14
Washington	1	2	0	.333	60	63
PATRIOTS TOTALS	141	166	9	.460	6784	7004

ATTENDANCE

REGULAR SEASON

Year	Home Games	Att.	Away Games	Att.	Total
1960	7	118,260	7	110,316	228,576
1961	7	115,610	7	129,984	245,594
1962	7	150,626	7	170,983	321,609
1963	7	169,870	7	143,936	313,806
1964	7	199,652	7	175,246	374,898
1965	7	143,098	7	245,485	388,583
1966	7	190,138	7	240,668	430,806
1967(a)	6	138,861	8	287,279	426,140
1968(a)	6	127,267	8	318,396	445,663
1969	7	149,412	7	284,587	433,999
1970	7	245,537	7	361,842	607,379
1971	7	411,109	7	383,143	794,252
1972	7	426,993	7	402,159	829,152
1973	7	410,443	7	416,805	827,248
1974	7	420,903	7	411,595	832,498
1975	7	411,490	7	379,112	790,602
1976	7	378,994	7	387,432	766,426
1977	7	415,959	7	399,419	815,378
1978	8	478,978	8	455,679	934,657
1979	8	478,987	8	502,492	981,479
1980	8	458,283	8	442,001	900,284
1981	8	414,741	8	413,073	827,814
Totals	156	6,455,211	160	7,061,628	13,516,839

POST SEASON GAMES

1963	—	—	2	64,314	64,314
1976	—	—	1	54,037	54,037
1978	1	61,297	—	—	61,297
Totals	1	61,297	3	118,351	179,648
Grand Totals	157	6,516,508	163	7,179,979	13,696,487

(a) One home game rescheduled and played away from home.

1981 STATISTICS

	Patriots	Opponent
TOTAL FIRST DOWNS	306	328
Rushing	124	160
Passing	166	148
Penalty	16	20
Third Down: Made/Att.	77/208	100/230
Third Down Efficiency	37.0	43.5
TOTAL NET YARDS	5623	5827
Avg. Per Game	351.4	364.2
Total Plays	1026	1103
Avg. Per Play	5.48	5.28
NET YARDS RUSHING	2040	2950
Avg. Per Game	127.5	184.4
Total Rushes	499	644
NET YARDS PASSING	3583	2877
Avg. Per Game	223.9	179.8
Tackled/Yards Lost	45/321	20/175
Gross Yards	3904	3052
Attempts/Completions	482/254	439/243
Pct. of Completions	52.7	55.3
Had Intercepted	34	16
PUNTS/AVERAGE	75/39.3	74/38.8
NET PUNTING AVERAGE	31.8	34.5
PENALTIES/YARDS	88/725	86/763
FUMBLES/BALL LOST	32/16	34/17
TOUCHDOWNS	40	42
Rushing	23	20
Passing	17	18
Returns	0	4
TOTAL POINTS	322	370

SCORE BY PERIODS

	1	2	3	4	OT	Total
PATRIOTS	68	92	67	95	0	322
Opponents	78	117	90	76	9	370

SCORING

	TDR	TDP	TDRt	PAT	FG	SAF	TP
Smith				37-39	15-24		82
Collins	7						42
Morgan		6					36
Hasselbeck IR		6					36
Cunningham	4						24
Cavanaugh	3						18
Ferguson	3						18
Tatupu	2	1					18
Calhoun	2						12
Grogan	2						12
Westbrook		2					12
Pennywell IR		1					6
Johnson		1					6
Team				0-1			0
PATRIOTS TOTAL	23	17	0	37-40	15-24	0	322
Opp. Total	20	18	4	39-41	25-39	2	370

* SCORING: Smith: (50w, 39w) **(22)** (43s) (-) **(50, 43)** **(22)** (32w, **21**) **(25, 22, 46, 53s)** **(38)** **(27, 34)** **(42, 29)** **(43, 35b)** (39w) (49, 50) **(42)** (-)
 FOES: **(48, 19, 35)** **(46, 22, 44w)** **(26, 40w, 26, 27, 25)** (39w, 48w) (40w, **35)** (50w, 43w) **(42)** (40b, **34)** **(51, 27w, 26)** **(24, 26, 30)** **(47, 39w)** **(28, 42w, 23, 38w)** **(44, 45)** (37, **32)** **(29)** **(30, 46s)**

Note: Bold face indicates FG's made.

FIELD GOALS

	1-19	20-29	30-39	40-49	50+	Total
Smith	-	7-7	2-6	5-7	1-4	15-24
Patriots Total	-	7-7	2-6	5-7	1-4	15-24
Opp. Total	1-1	11-12	6-10	6-14	1-2	25-39

PASSING

	Att.	Comp.	Yds.	Pct.	TD	Int.	LG	Lost/Att.
Grogan	216	117	1859	54.2	7	16	76t	19/137
Cavanaugh	219	115	1633	52.5	5	13	65	24/165
Owen	36	15	218	41.7	1	4	28	2/19
Johnson	9	7	194	78.0	4	1	66t	0/0
Jackson	1	0	0	0.0	0	0	-	-
Collins	1	0	0	0.0	0	0	-	-
PATRIOTS TOTAL	482	254	3904	52.7	17	34	76t	45/321
Opp. Total	439	243	3052	55.3	18	16	55	20/175

RUSHING

	No.	Yds.	Avg.	LG	TD
Collins	204	873	4.3	29	7
Ferguson	78	340	4.4	19t	3
Cunningham	86	269	3.1	12	4
Calhoun	57	205	3.6	33	2
Tatupu	38	201	5.3	43	2
Cavanaugh	17	92	5.4	11	3
Grogan	12	49	4.1	24t	2
Morgan	2	21	10.5	11	0
Pennywell IR	1	3	3.0	3	0
Johnson	2	1	0.5	5	0
Jackson	2	-14	-7.0	-5	0
PATRIOTS TOTAL	499	2040	4.1	43	23
Opp. Total	644	2950	4.6	75t	20

RECEIVING

	No.	Yds.	Avg.	LG	TD
Hasselbeck IR	46	808	17.6	51	6
Morgan	44	1029	23.4	76t	6
Jackson	39	669	17.2	45	0
Johnson	39	429	11.0	36	1
Collins	26	232	9.0	22	0
Tatupu	12	132	11.0	41	1
Cunningham	12	92	7.7	12	0
Dawson	7	126	18.0	42	0
Westbrook	7	122	17.4	32	2
Calhoun	7	71	10.1	20	0
Toler	5	70	14.0	23	0
Ferguson	4	39	9.8	20	0
Pennywell	3	49	16.3	22t	1
Grogan	2	27	13.5	16	0
Cavanaugh	1	9	9.0	9	0
PATRIOTS TOTAL	254	3904	15.4	76t	17
Opp. Total	243	3052	12.6	55	18

INTERCEPTIONS

	No.	Yds.	Avg.	LG	TD
Sanford	3	28	9.3	21	0
Fox	3	20	6.7	20	0
Clayborn	2	39	19.5	39	0
James	2	29	14.5	21	0
Buben	1	49	49.0	49	0
Hawkins	1	16	16.0	16	0
Zamberlin	1	11	11.0	11	0
Haynes	1	3	3.0	3	0
Shoate	1	0	0.0	0	0
Lee, K.	1	0	0.0	0	0
PATRIOTS TOTAL	16	195	12.2	49	0
Opp. Total	34	570	16.8	67	1

PUNTING

	No.	Yds.	Avg.	TB	In 20	LG	Bk.
Camarillo	47	1959	41.7	9	12	75	0
Hubach	19	726	38.2	2	2	56	0
Hartley	9	266	29.6	2	0	41	0
PATRIOTS TOTAL	75	2951	39.3	13	14	75	0
Opp. Total	74	2872	38.8	6	22	65	0

PUNT RETURNS

	No.	FC	Yds.	Avg.	LG	TD
Morgan	15	4	116	7.7	26	0
James	7	2	56	8.0	18	0
Haynes	6	1	12	2.0	6	0
Collins	3	0	15	5.0	15	0
PATRIOTS TOTAL	31	7	199	6.4	26	0
Opp. Total	35	8	305	8.7	75t	1

KICKOFF RETURNS

	No.	Yds.	Avg.	LG	TD
Collins	39	773	19.8	30	0
Toler	9	148	16.4	32	0
Sanford	4	82	20.5	27	0
Johnson	3	53	17.7	19	0
Dombroski	2	45	22.5	24	0
Calhoun	2	38	19.0	22	0
Lee, K.	2	20	10.0	16	0
Ivory	1	19	19.0	19	0
Hasselbeck	1	7	7.0	7	0
Matthews	1	5	5.0	5	0
Hamilton	1	0	0.0	0	0
PATRIOTS TOTAL	65	1190	18.3	32	0
Opp. Total	68	1326	19.5	53	0

1981 DEFENSIVE STATISTICS

Fox	103-74-177	Clayborn	67-14-81	King	17-8-25
Golic	82-77-159	James	36-15-51	Toler	19-3-22
Matthews	75-53-128	Zamberlin	27-21-48	Buben	16-6-22
Nelson	62-64-126	Hamilton	30- 9-39	Tatupu	14-0-14
Shoate	67-52-119	McGee	29-10-39	Clark, S. IR	4-6-10
Hawkins	62-44-106	Lee, K.	20-14-34	Dawson	8-0- 8
Bishop	83-19-102	Haynes	22- 6-28	Dombroski	5-2- 7
Adams	54-30- 85	Lee, J.	20- 5-25	Westbrook	1-0- 1
Sanford	45-38- 83	Blackmon	17- 8-25		

INTERCEPTIONS: Fox 3; Sanford 3; Clayborn 2; James 2; Buben 1; Hawkins 1; Haynes 1; Lee, K. 1; Shoate 1; Zamberlin 1; TOTAL: 16.

SACKS: McGee 6 for 60½; Bishop 4½ for 39½; Lee, J. 3 for 21; Adams 2½ for 22; Shoate 2 for 19; Hawkins 1½ for 10; Hamilton ½ for 3; TOTAL: 20 for 175.

QB PRESSURES: Bishop 15; McGee 6; Adams 5; Buben 4; Hamilton 3; Clark, S. IR 2; Lee, K. 2; Shoate 2; Blackmon 1; Fox 1; Hawkins 1; James 1; Sanford 1; TOTAL: 44.

PASS DEFLECTIONS: Clayborn 6; Fox 6; Nelson 4; Shoate 4; Hamilton 3; Haynes 3; Golic 2; Hawkins 2; James 2; Blackmon 1; Sanford 1; TOTAL: 34.

FUMBLE RECOVERIES: Sanford 3; Clayborn 2; Hawkins 2; Shoate 2; Tatupu 2; Buben 1; Golic 1; James 1; Matthews 1; McGee 1; Zamberlin 1; TOTAL: 17.

CAUSED FUMBLE: Clayborn 3; Fox 3; Bishop 2; Adams 1; Blackmon 1; Golic 1; Hamilton 1; James 1; McGee 1; Nelson 1; Dombroski 1; Lee, J. 1; TOTAL: 17.

RECORDS SET IN 1981

INDIVIDUAL

Most TDs, Career, 49 (43r, 6p), Sam Cunningham	(46, Jim Nance, 1965-71)
Most Rushing Attempts, Career, 1376, Sam Cunningham	(1323, Jim Nance, 1965-71)
Most Rushing Yards, Career, 5432, Sam Cunningham	(5323, Jim Nance, 1965-71)
Most Had Intercepted, Career, 140, Steve Grogan	(138, Babe Parilli, 1961-67)
Most Receiving Yardage, Season, 1029, Stanley Morgan	(1013, Harold Jackson, 1979)
Most Receiving Yardage, Game, 182, Stanley Morgan vs. Miami	11-8-81 (170, Stanley Morgan at Baltimore, 11-26-78)
Highest Average Gain per Reception, Career (150 min.), Stanley Morgan (22.8) and Harold Jackson (20.3)	(17.7, Jim Colclough, 1960-68)
Highest Average Gain per Reception, Game (4 min.), Stanley Morgan, 36.4 vs. Miami 11-8-81 (5-182)	(35.5, Stanley Morgan at San Fran., 11-30-80, 4-142)
Highest Average per Punt, Season (Qualifiers), 41.7, Rich Camarillo	(47-1959) (41.5, Tom Janik, 1969, 70-2903)

TEAM

Fewest Victories, Season, 2 (TIED)	(2, 1970)
Most Losses, Season, 14	(12, 1970)
Most First Downs, Passing, Season, 166	(159, 1979)
Most Attempts, Passing, Season, 482	(476, 1964)
Most Attempts, Passing, Game, 52	(50, 1965, twice)
Most Completions, Passing, Season, 254	(240, 1980)
Most Completions, Passing, Game, 27 (TIED)	(27, 1960)
Most Net Yards, Passing, Season, 3583	(3218, 1979)
Most Had Intercepted, Season, 34	(33, 1968)
Lowest Average, KO Returns, Season, 18.3	(19.7, 1967)
Most Net Yards Allowed, Season, 5827	(5248, 1972)
Most Rushing Attempts Allowed, Season, 644	(560, 1973)
Most Rushing Yards Allowed, Season, 2950	(2850, 1973)
Most First Downs Allowed Rushing, Season, 160	(144, 1972)
Most Total First Downs Allowed, Season, 328	(289, 1972)
Most Own Fumble Recoveries, Game, 5 (TIED)	(5, 1973)

NFL TEAM TELEPHONE NUMBERS

Atlanta	404/588-1111	Minnesota . . .	612/828-6500
Baltimore	301/356-9600	New England .	617/543-7911
Buffalo	716/648-1800	New Orleans .	504/587-3034
Chicago	312/295-6600	N.Y. Giants . .	201/935-8111
Cincinnati . . .	513/621-3550	N.Y. Jets . . .	212/421-6600
Cleveland . . .	216/696-5555	Oakland	415/562-5900
Dallas	214/369-8000	Philadelphia .	215/463-2500
Denver	303/623-8778	Pittsburgh . . .	412/323-1200
Detroit	313/335-4131	St. Louis . . .	314/421-0777
Green Bay	414/494-2351	San Diego . . .	714/280-2111
Houston	713/797-9111	San Fran. . . .	415/365-3420
Kansas City . .	816/924-9300	Seattle	206/827-9777
Los Angeles . .	714/535-7267	Tampa Bay . . .	813/870-2700
Miami	305/576-1000	Washington . .	703/471-9100

TOP GAME PERFORMANCES—1981

INDIVIDUAL

Yards Rushing	103	Tony Collins at Washington (10-25), 22 carries, 1 TD
	96	Tony Collins vs. Kansas City (10-4), 19 carries, 1 TD
Rushing Attempts	22	Tony Collins at Washington (10-25), 103 yards, 1 TD
TDs Rushing	1	Accomplished 23 times
Yards Passing	355	Steve Grogan vs. Miami (11-8), 23 of 40, 1 TD, 4 Ints.
	330	Steve Grogan at NY Jets (10-11), 19 of 32, 1 TD, 2 Ints.
	325	Matt Cavanaugh at Pittsburgh (9-27), 22 of 42, 1 TD, 1 Int.
Passing Attempts	42	Matt Cavanaugh at Pittsburgh (9-27)
	40	Steve Grogan vs. Miami (11-8)
Passes Completed	23	Steve Grogan vs. Miami (11-8)
	22	Matt Cavanaugh at Pittsburgh (9-27)
TD Passes	2	Steve Grogan vs. Baltimore (9-6), 14 of 27, 261 yards
		Steve Grogan vs. Houston (10-18), 11 of 19, 164 yards
Yards Receiving	182	Stanley Morgan vs. Miami (11-8), 5 receptions, 1 TD
	141	Stanley Morgan at Buffalo (11-22), 3 receptions, 1 TD
	139	Don Hasselbeck at NY Jets (10-11), 7 receptions, 1 TD
Receptions	7	Don Hasselbeck at NY Jets (10-11)
TDs Receiving	2	Don Westbrook at Baltimore (12-20), 15 & 2 yards
		Stanley Morgan vs. Houston (10-18), 28 & 42 yards
Field Goals	3	John Smith at Washington (10-25)
Longest Punt	75	Rich Camarillo at Oakland (11-1)
Longest KO Return	32	Ken Toler vs. Miami (11-8)
	30	Tony Collins vs. Dallas (9-2)
Longest Punt Return	26	Stanley Morgan vs. Houston (10-18)
Longest Int. Return	49	Mark Buben vs. Kansas City (10-4)
	39	Ray Clayborn vs. Miami (11-8)

TEAM

Yards Rushing	244	vs. Houston (10-18), 41 carries, 2 TDs
	240	vs. Kansas City (10-4), 49 carries, 2 TDs
Rushing Attempts	49	vs. Kansas City (10-4), 240 yards
TDs Rushing	3	twice; vs. Dallas (9-21), and vs. St. Louis (11-29)
Yards Passing	355	vs. Miami (11-8), 23 of 40, 1 TD
Passing Attempts	52	at NY Jets (10-11), 27 completions
Passes Completed	27	at NY Jets (10-11), 52 attempts
TD Passes	3	twice; vs. Baltimore (9-6), and vs. Houston (10-18)
Total First Downs	25	twice; vs. Kansas City (10-4), and at NY Jets (10-11)
Third Down Efficiency	50%	twice; vs. Baltimore (9-6), attempted 10 and made 5 and vs. Miami (11-8), attempted 14 and made 7

FOR THE RECORD

The Patriots have scored in 105 consecutive regular season games through the conclusion of the 1981 season. The last team to shutout the Patriots was the Houston Oilers when they blanked the Patriots, 7-0, in the 1975 season opener. (September 21st at Schaefer Stadium).

FINAL NFL STANDINGS — 1981

AFC

Eastern Division

	W	L	T	Pct.	Pts.	Opp
*Miami	11	4	1	.719	345	275
#NY Jets	10	5	1	.656	355	287
#Buffalo	10	6	0	.625	311	276
Baltimore	2	14	0	.125	259	533
NEW ENGLAND	2	14	0	.125	322	370

Central Division

*Cincinnati	12	4	0	.750	421	304
Pittsburgh	8	8	0	.500	356	297
Houston	7	9	0	.438	281	355
Cleveland	5	11	0	.313	276	375

Western Division

*San Diego	10	6	0	.625	478	390
Denver	10	6	0	.625	321	289
Kansas City	9	7	0	.563	343	290
Oakland	7	9	0	.438	273	343
Seattle	6	10	0	.375	322	388

* Division Champion

NFC

Eastern Division

	W	L	T	Pct.	Pts.	Opp
*Dallas	12	4	0	.750	367	277
#Philadelphia	10	6	0	.625	368	221
#NY Giants	9	7	0	.563	295	257
Washington	8	8	0	.500	347	349
St. Louis	7	9	0	.438	315	408

Central Division

*Tampa Bay	9	7	0	.563	315	268
Detroit	8	8	0	.500	397	322
Green Bay	8	8	0	.500	324	361
Minnesota	7	9	0	.438	325	369
Chicago	6	10	0	.375	253	324

Western Division

*San Francisco	13	3	0	.813	357	250
Atlanta	7	9	0	.438	426	355
Los Angeles	6	10	0	.375	303	351
New Orleans	4	12	0	.250	207	378

#Wild Card for playoffs

PLAYOFF RESULTS

AFC

WILD CARD ROUND Buffalo 31, NY JETS 27
 DIVISIONAL PLAYOFFS San Diego 41, MIAMI 38 (OT)
 CINCINNATI 28, Buffalo 21
 CHAMPIONSHIP GAMES CINCINNATI 27, San Diego 7
 SUPER BOWL at Pontiac Silverdome (1-24-82)
 PRO BOWL at Hula Bowl (1-31-82)

NFC

NY Giants 27, PHILADELPHIA 21
 DALLAS 38, Tampa Bay 0
 SAN FRANCISCO 38, NY Giants 24
 SAN FRANCISCO 28, Dallas 27
 San Francisco 26, CINCINNATI 21
 AFC 16, NFC 13

NOTE: HOME TEAM LISTED IN CAPS.

LAST TIME IT HAPPENED

OVERTIME GAME:

Miami 30, Patriots 27 at Foxboro 11-8-81
 Pittsburgh 27, Patriots 21 at Pittsburgh 9-27-81

SHUTOUT:

By Patriots: Patriots 34, Miami 0 at Foxboro 10-12-80
 By Opposition: Houston 7, Patriots 0 at Foxboro 9-21-75

KICKOFF RETURN FOR TD:

By Patriot: Horace Ivory at Baltimore, 10-19-80 (98 yards)
 By Opponent: Joe Washington, Baltimore, 9-18-78 (90 yards)

PUNT RETURN FOR TD:

By Patriot: Roland James vs. NY Jets, 11-2-80 (75 yards)
 By Opponent: Mike Nelms at Washington, 10-25-81 (75 yards)

INTERCEPTION FOR TD:

By Patriot: Rod Shoate vs. Baltimore, 11-23-80 (42 yards)
 By Opponent: Darrol Ray, N.Y. Jets at New York, 10-11-81 (43 yards)

FUMBLE RETURN FOR TD:

By Patriot: Rick Sanford (22 yards) and Allan Clark (15 yards) vs. Baltimore, 11-23-80
 By Opponent: Mike Kozlowski, at Miami 12-6-81 (25 yards)

BLOCKED PUNT RETURNED FOR TD:

By Patriot: Rick Sanford vs. Baltimore, 11-18-79 (8 yards)
 By Opponent: Rob Nairne at Denver, 11-11-79 (22 yards)

FAKE FIELD GOAL ATTEMPT:

By Patriots: at Buffalo 11-22-81 (Cavanaugh to Hasselbeck pass incomplete)
 By Opposition: Houston at Foxboro 11-12-78 (Pastorini pitchout to Carpenter, 18 yard gain)

100-YARD RUSHING GAME:

By Patriot: Tony Collins at Washington, 10-25-81 (103 yards)
 By Opponent: Joe Cribbs, Buffalo, 12-13-81 (153 yards)

100-YARD RECEIVING GAME:

By Patriot: Stanley Morgan at Buffalo, 11-22-81 (141 yards)
 By Opponent: Roland Hooks, Buffalo, 11-22-81 (111 yards)

1981 GAME BY GAME

Baltimore 29, Patriots 28

Foxboro, Sept. 6 — Colt rookie Randy McMillan raced for 146 yards and two fourth quarter TDs to lead the Colts to victory in his first game as a pro. The Patriots held the lead just once, 14-13 at the half, and then spent the second half trying to stop McMillan and catch the Colts. Trailing 16-14 late in the third period, the Patriots sent in two-time NFL scoring leader John Smith for a 39 yard FG attempt, but the kick sailed wide and the Colts remained in front for the day. With four minutes to play and the Patriots trailing 29-21, NT Richard Bishop sacked QB Bert Jones and forced a fumble which was scooped up by DE Mark Buben who raced 31 yards to the Colt 36. Three plays later, QB Steve Grogan connected with TE Don Hasselbeck for a four yard TD pass to close the Colts' lead to 29-28. However, the Colts held onto the ball for the final two and one half minutes, taking advantage of a Patriots' offside penalty on a critical third and four situation. Hasselbeck had the first 100 yard receiving game of his career while RB Andy Johnson completed two passes, one an eight yard TD pass to RB Mosi Tatupu and another to Grogan for a 16 yard gain and first down.

Baltimore	10	3	3	13	29
Patriots	0	14	0	14	28

BALT — Wood FG 48
 BALT — Dickey 19 run (Wood kick)
 NE — Tatupu 8 pass from Johnson (Smith kick)
 BALT — Wood FG 19
 NE — Pennywell 22 pass from Grogan (Smith kick)
 BALT — Wood FG 35
 BALT — McMillan 35 run (PAT failed)
 NE — Calhoun 1 run (Smith kick)
 BALT — McMillan 2 run (Wood kick)
 NE — Hasselbeck 4 pass from Grogan (Smith kick)

	BALT	NE
First Downs	21	22
Rushes-Yards	43-249	28-114
Passing Yards	97	274
Total Yards	346	388
Had QB Sacked	2-16	3-11
Passes	20-12-0	29-16-2
Punts	4-44.2	3-37.0
Fumbles/Lost	1-1	2-1
Penalties/Yds.	10-75	8-84
A — 49,977 paid, 49,572 actual		
TV Blackout in effect.		

INDIVIDUAL LEADERS

RUSHING — Baltimore: McMillan 16-146, Dickey 22-80, McCauley 2-11.
 Patriots: Collins 15-81, Tatupu 5-20, Calhoun 8-13.
 PASSING — Baltimore: Jones 20-12-0, 113 yards.
 Patriots: Grogan 27-14-2, 261 yards, 2 TDs.
 Johnson 2-2-0, 24 yards, 1 TD.
 RECEIVING — Baltimore: Dickey 3-31, McMillan 3-13, Carr 2-34.
 Patriots: Hasselbeck 6-111-1 TD, Collins 3-48, Pennywell 2-37-1 TD.

Philadelphia 13, Patriots 3

Philadelphia, Sept. 13 — In only the fourth regular season meeting ever between the two teams, a defensive struggle resulted in the Patriots being held to their lowest offensive point total since December 18, 1978 when they lost in Miami, 23-3. The Patriots scored first on a 22 yard FG by John Smith, but Tony Franklin knotted the score at halftime with a disputed 46 yard FG. At the half, the Patriots had outgained the defending NFC Champions, 187 yards to 116, but on their first possession of the second half, the Eagles drove 63 yards on nine plays, to set up a 22 yard FG by Franklin to take the lead for good 6-3. On the Patriots next possession, QB Steve Grogan was blindsided while releasing a pass, forcing the ball to fall to Eagle LB Frank Lemaster who returned the ball 22 yards to the Eagle 45. Seven plays later, the Eagles scored the only TD of the day, a six yard dash by Perry Harrington that finished the scoring for the afternoon. Matt Cavanaugh replaced Grogan at the helm with 1:40 to play in the third quarter, but was also unable to move the Patriots against a stingy Eagle defense. The Eagles' win was their first over the Patriots since 1973 and tied the series between the clubs at two games apiece.

Patriots	3	0	0	0	3
Philadelphia	0	3	10	0	13

NE — Smith FG 46
 PHIL — Franklin FG 46
 PHIL — Franklin FG 22
 PHIL — Harrington 6 run (Franklin kick)

	NE	PHIL
First Downs	14	18
Rushes-Yards	32-146	40-220
Passing Yards	137	142
Total Yards	283	362
Had QB Sacked	1-9	1-10
Passes	31-11-5	25-11-0
Punts	6-41.7	6-46.5
Fumbles/Lost	1-0	4-2
Penalties/Yds.	5-40	8-55
A — 71,604 paid, 71,089 actual		
TV Blackout lifted.		

INDIVIDUAL LEADERS

RUSHING — Patriots: Collins 18-71, Calhoun 7-60.
 Philadelphia: Montgomery 18-137, Harrington 14-60, Giammona 4-10.
 PASSING — Patriots: Grogan 19-7-3, 105 yards.
 Cavanaugh 12-4-2, 41 yards.
 Philadelphia: Jaworski 25-11-0, 152 yards.
 RECEIVING — Patriots: Johnson 3-32, Collins 3-32.
 Philadelphia: Carmichael 5-70, Montgomery 2-57.

Dallas 35, Patriots 21

Foxboro, Sept. 21 (Monday) — Behind Matt Cavanaugh, who was making just the fifth start in his four year career, the Patriots hosted the Cowboys before a national TV audience. Seven turnovers — three fumbles and four interceptions — by the Patriots enabled the Cowboys to win their third straight game of the season and fourth game in as many tries against the Patriots. Down 10-7, the Patriots seemingly took a 13-7 lead when Matt Cavanaugh hit Andy Johnson with an 18 yard TD pass, but referee Jerry Markbriet ruled that Harvey Martin had Cavanaugh in his grasp and was awarded a sack. The Patriots then attempted a 43 yard FG to tie the score, but John Smith's kick was short and the Cowboys gained possession at their own 25. On the next play, Tony Dorsett zigzagged 75 yards for a TD, the fourth longest run ever against the Patriots to give the Pokes a 17-7 lead. Mosi Tatupu bolted 38 yards on a draw play to put the Patriots ahead 21-17 after their first possession of the second half, but after halting the Cowboys on their next series, they lost the ball when Roland James fumbled a punt at the Patriot 19. The Cowboys scored seven plays later on a Danny White to Billy Joe DuPree pass covering one yard that proved to be the game winner. The Patriots were unable to cross the Cowboy 49 after that point as Cavanaugh was called for intentional grounding out of the endzone that resulted in a Cowboy safety and was also intercepted three times in the final stanza.

Dallas	7	10	7	11	35
Patriots	7	7	7	0	21

DAL — B. Johnson 28 pass from White (Septien kick)
 NE — Calhoun 4 run (Smith kick)
 DAL — Septien FG 26
 DAL — Dorsett 75 run (Septien kick)
 NE — Collins 3 run (Smith kick)
 NE — Tatupu 38 run (Smith kick)
 DAL — DuPree 1 pass from White (Septien kick)
 DAL — Septien FG 26
 DAL — Safety, NE intentional grounding in end zone
 DAL — Septien FG 27
 DAL — Septien FG 25

	DAL	NE
First Downs	22	16
Rushes-Yards	46-237	22-108
Passing Yards	218	225
Total Yards	455	333
Had QB Sacked	0-0	2-10
Passes	34-24-0	27-14-4
Punts	4-36.3	2-34.0
Fumbles/Lost	4-1	3-3
Penalties/Yds.	7-75	5-38
A — 61,294 paid, 60,311 actual TV Blackout lifted.		

INDIVIDUAL LEADERS

RUSHING — Dallas: Dorsett 19-162, Springs 14-62.
 Patriots: Tatupu 6-63, Calhoun 8-26.
 PASSING — Dallas: D. White 34-24-0, 218 yards, 2 TDs.
 Patriots: Cavanaugh 26-14-4, 235 yards.
 RECEIVING — Dallas: Springs 11-72, Dorsett 4-22, Hill 3-49.
 Patriots: Morgan 4-68, Hasselbeck 3-93, Jackson 3-48.

Pittsburgh 27, Patriots 21 (OT)

Pittsburgh, Sept. 27 — Smarting from a dismal 0-3 start, the Patriots faced little possibility of remedy in travelling to Pittsburgh to meet the perennially tough Steelers. Since both clubs last met there in 1976 when the Patriots upset the Steelers, 30-27, the Steelers had won 36 of 41 home games. Matt Cavanaugh again started for the Patriots, performing in the same town in which he led the Pitt Panthers to a national championship season as a junior. The Steelers jumped off to a 14-0 lead before Cavanaugh leaped over from the one with only two minutes to play in the first half. Franco Harris then put the Steelers ahead 21-7 with a one yard TD run early in the second half, a lead that would remain until Cavanaugh directed the Patriots on two fourth quarter scoring drives, the second a nine play, 67 yard drive that tied the game with 29 seconds to play. The tying score came on a Cavanaugh to Stanley Morgan pass of 12 yards. Winning the coin toss in the overtime period, the Patriots stalled at their own 21 and Jim Smith returned a 34 yard punt by Mike Hubach to the P 50. Four plays later, Terry Bradshaw hit Lynn Swann in the corner for a 24 yard TD pass and a sudden death Steeler victory. The Pittsburgh victory marked the second straight time that the Steelers beat the Patriots in overtime, the last being a 16-13 sudden death win in the season opener of 1979.

Patriots	0	7	0	14	0	21
Pittsburgh	7	7	7	0	6	27

PITT — Harris 1 run (Trout kick)
 PITT — Cunningham 1 pass from Bradshaw (Trout kick)
 NE — Cavanaugh 1 run (Smith kick)
 PITT — Harris 1 run (Trout kick)
 NE — Collins 10 run (Smith kick)
 NE — Morgan 12 pass from Cavanaugh (Smith kick)
 PITT — Swann 24 pass from Bradshaw

	NE	PITT
First Downs	24	27
Rushes-Yards	32-115	45-251
Passing Yards	323	247
Total Yards	438	498
Had QB Sacked	2-11	0-0
Passes	43-23-1	30-75-0
Punts	7-39.4	5-37.0
Fumbles/Lost	0-0	0-0
Penalties/Yds.	11-105	6-55
A — 54,686 paid, 53,344 actual TV Blackout lifted.		

INDIVIDUAL LEADERS

RUSHING — Patriots: Collins 16-55-1 TD, Cunningham 6-24, Cavanaugh 3-17-1 TD.
 Pittsburgh: Pollard 13-75, Davis 10-64, Harris 17-63-2 TDs.
 PASSING — Patriots: Cavanaugh 42-22-1, 325 yards, 1 TD.
 Johnson 1-1-0, 9 yards.
 Pittsburgh: Bradshaw 30-15-0, 247 yards, 2 TDs.
 RECEIVING — Patriots: Jackson 5-126, Morgan 5-87-1 TD, Collins 4-38.
 Pittsburgh: Cunningham 8-94-1 TD, Swann 3-68-1 TD, Stallworth 3-63.

Patriots 33, Kansas City 17

Foxboro, Oct. 4 — Rolling up 240 yards on the ground against the NFL's top rushing defense, the Patriots earned their first victory of the five week old season in their third home game. Kansas City raced for 144 yards on the ground in the first half behind rookie sensation Joe Delaney, but Matt Cavanaugh tossed a 13 yard pass to Don Hasselbeck and ran eight yards for another TD as the Patriots took a 14-7 halftime lead. RB Vagas Ferguson, who had missed the season's first three games and played sparingly in the fourth, ran for 62 yards on nine carries but FB Sam Cunningham pulled a hamstring after making his first start since late in 1979 and left the game after one period of play. Although they had not recorded an interception in four previous contests, the Patriots defense stole four Chief aerals to set up 17 points and prevent another TD by the Chiefs. The Patriots broke open a 24-17 fourth period lead when RB Andy Johnson connected for his second TD pass of the year — 66 yards to Stanley Morgan — and fourth straight pass completion. John Smith booted the longest FG of his career — 50 yards — and later added a 43 yarder after having hit on only one of four previous attempts. The victory was the 20th of Ron Erhardt's head coaching career while Morgan recorded his 12th 100 yard receiving game in five years.

Kansas City	7	0	3	7	17
Patriots	7	7	10	9	33

NE — Hasselbeck 13 pass from Cavanaugh (Smith kick)
 KC — Hadnot 1 run (Lowery kick)
 NE — Cavanaugh 8 run (Smith kick)
 KC — Lowery FG 35
 NE — Smith FG 50
 NE — Collins 13 run (Smith kick)
 KC — Delaney 18 run (Lowery kick)
 NE — Morgan 66 pass from Johnson (kick failed)
 NE — Smith FG 43

	KC	NE
First Downs	22	25
Rushes-Yards	37-219	49-240
Passing Yards	108	211
Total Yards	327	451
Had QB Sacked	0-0	2-17
Passes	21-9-4	20-11-2
Punts	1-44.0	1-21.0
Fumbles/Lost	2-0	0-0
Penalties/Yds.	4-32	2-20
A — 56,449 paid, 55,931 actual		
TV Blackout in effect.		

INDIVIDUAL LEADERS

RUSHING — Kansas City: Delaney 18-101-1 TD, Hadnot 14-65-1 TD, McKnight 1-26.
 Patriots: Collins 19-96-1 TD, Ferguson 9-62, Cavanaugh 4-20-1 TD.
PASSING — Kansas City: Kenney 20-9-3, 108 yards, Marshall 1-0-1.
 Patriots: Cavanaugh 19-10-2, 162 yards, 1 TD.
 Johnson 1-4-0, 66 yards, 1 TD.
RECEIVING — Kansas City: Scott 3-44, Smith 2-23, Marshall 2-22.
 Patriots: Morgan 4-118-1 TD, Hasselbeck 2-25-1 TD, Jackson 2-27.

New York Jets 28, Patriots 24

New York, Oct. 11 — Steve Grogan came off the bench with 11:27 to play in the third period and the Patriots trailing 28-14, but despite his 330 yard passing performance the Patriots were unable to catch the Jets and lost their fifth game in six starts. Matt Cavanaugh had started his fourth straight game but was intercepted early in the third stanza by Darrol Ray who raced 43 yards for the Jets fourth TD on the day. Grogan then took over and on his second drive, he moved the Patriots 67 yards on seven plays and hit TE Don Hasselbeck with an 11 yard TD pass to close the Jets' lead to 28-21. On their next possession, the Patriots drove to the Jet three yard line, but had to settle for a field goal. With 2:35 to play, the Patriots took over at their own 14 and behind Grogan, who connected on three passes with RB Andy Johnson for 41 yards, moved to the Jet three with less than a minute to play. A succession of three penalties — an offside and offensive pass interference against the Patriots and holding by the Jets — forced the Patriots back to the Jet 17 yard line. Grogan then fired a pass to Harold Jackson in the endzone, but Jet DB Johnny Lynn made a game saving interception and the clock ran out.

Patriots	0	14	7	3	24
New York	7	14	7	0	28

NYJ — Barkum 17 pass from Todd (Leahy kick)
 NE — Tatupu 2 run (Smith kick)
 NYJ — Barkum 5 pass from Todd (Leahy kick)
 NYJ — Walker 29 pass from Todd (Leahy kick)
 NE — Collins 9 run (Smith kick)
 NYJ — Ray 43 interception return (Leahy kick)
 NE — Hasselbeck 11 pass from Grogan (Smith kick)
 NE — Smith 22 FG

	NE	NYJ
First Downs	25	18
Rushes-Yards	27-86	24-141
Passing Yards	368	156
Total Yards	454	297
Had QB Sacked	8-72	3-26
Passes	52-27-4	29-16-1
Punts	7-30.8	7-45.8
Fumbles/Lost	0-0	5-2
Penalties/Yds.	6-59	5-40
A — 60,370 paid, 55,093 actual		
TV Blackout lifted.		

INDIVIDUAL LEADERS

RUSHING — Patriots: Collins 14-49-1 TD, Calhoun 4-13.
 New York: Harper 7-70, Augustyniak 10-45.
PASSING — Patriots: Grogan 32-19-2, 330 yards, 1 TD.
 Cavanaugh 20-8-2, 110 yards.
 New York: Todd 29-16-1, 182 yards, 3 TDs.
RECEIVING — Patriots: Hasselbeck 7-139-1 TD, Jackson 6-95, Johnson 4-52.
 New York: Walker 5-81-1 TD, Harper 5-40, Barkum 4-47-2 TDs.

Patriots 38, Houston 10

Foxboro, Oct. 18 — The Patriots rush defense, which had allowed an average of 219.5 yards per game on the ground in six previous games, was faced with the task of stopping the NFL's leading rusher in Earl Campbell when they hosted the Oilers in their fourth home game of the year. None-the-less, the Patriots' defense rose to the occasion, holding Campbell to just 86 yards on 27 carries (3.2 avg.) and forcing the Oilers to go to the air behind QB Kenny Stabler in the second half. The Oilers had taken a 10-7 lead at halftime, but FS Tim Fox intercepted Stabler on the Oilers first drive of the second half and that steal set up a Steve Grogan to Stanley Morgan 42 yard TD pass on the Patriots next offensive play. The score moved the Patriots in front for good as they scored a total of 31 unanswered second half points. On the day, the Patriots hauled in four interceptions, one each by Fox, LB John Zamberlin, DB Keith Lee and LB Rod Shoate. Lee was forced into the starting lineup less than an hour before kickoff time when it was learned that all-pro CB Mike Haynes had suffered a collapsed lung. As a result of his fine play, Lee's teammates voted him as the recipient of the game ball in his first professional start.

Houston	0	10	0	0	10
Patriots	7	0	17	14	38

NE — Morgan 28 pass from Johnson
(Smith kick)
HOU — Casper 9 pass from Stabler
(Fritsch kick)
HOU — Fritsch FG 42
NE — Morgan 42 pass from Grogan
(Smith kick)
NE — Smith FG 21
NE — Johnson 10 pass from Grogan
(Smith kick)
NE — Ferguson 15 run (Smith kick)
NE — Grogan 24 run (Smith kick)

	HOU	NE
First Downs	18	21
Rushes-Yards	33-120	41-244
Passing Yards	189	192
Total Yards	309	436
Had QB Sacked	1-12	0-0
Passes	35-18-4	21-12-1
Punts	5-32.0	2-25.0
Fumbles/Lost	0-0	3-3
Penalties/Yds.	2-30	1-5
A — 61,297 paid, 60,474 actual		
TV Blackout lifted.		

INDIVIDUAL LEADERS

RUSHING — Houston: Campbell 27-86, Coleman 2-21.
Patriots: Collins 17-89, Tatupu 6-64, Ferguson 9-37-1 TD.
PASSING — Houston: Stabler 35-18-4, 201 yards, 1 TD.
Patriots: Grogan 19-11-1, 164 yards, 2 TDs.
Johnson 1-1-0, 28 yards, 1 TD.
RECEIVING — Houston: Coleman 4-48, Barber 3-57, Casper 3-37-1 TD.
Patriots: Morgan 4-98-2 TDs, Johnson 3-46-1 TD.

Washington 24, Patriots 22

Washington, Oct. 25 — With two victories in three weeks, the Patriots journeyed to the Nation's Capital to meet the 1-6 Redskins with an opportunity to turn their season around at its midway point. In their first regular season game ever at RFK Stadium, the Patriots were nipped by a Redskin squad that would go on to win six of its final eight games. Although the Patriots scored on their first three possessions, they had to settle for just 12 points as John Smith hit on FGs of 25 and 22 yards and the Patriots PAT attempt was bobbled. With 1:20 to play in the half, rookie free agent Rich Camarillo boomed his first punt as a Patriot 46 yards, but all-pro punt returner Mike Nelms took the punt, broke a tackle and raced 75 yards for a Washington TD. After the Redskins scored ten more points to take a 24-15 lead, the Patriots drove 63 yards on six plays and got their final score of the day when FB Sam Cunningham bolted over from one yard out. With 2:33 to play, the Patriots took over at their own 19 and moved to the Redskin 25, but a holding penalty and offensive pass interference call forced the Patriots into a fourth and 20 situation at the Washington 35 with 53 seconds to play. In a driving rain, John Smith tried a 53 yard FG, the longest attempt of his career, but the kick fell short and the Redskins eked out their second win of the year.

Patriots	6	9	0	7	22
Washington	7	7	10	0	24

NE — Smith FG 25
NE — Smith FG 22
WASH — Washington 13 pass from
Theismann (Moseley kick)
NE — Collins 6 run (PAT failed)
NE — Smith FG 46
WASH — Nelms 75 punt return
(Moseley kick)
WASH — Moseley FG 34
WASH — Theismann 1 run
(Moseley kick)
NE — Cunningham 1 run (Smith kick)

	NE	WASH
First Downs	23	15
Rushes-Yards	39-126	32-85
Passing Yards	283	145
Total Yards	409	230
Had QB Sacked	3-23	2-17
Passes	30-17-2	23-14-0
Punts	4-44.2	7-38.6
Fumbles/Lost	6-1	2-2
Penalties/Yds.	9-75	5-82
A — 55,045 paid, 50,394 actual		
TV Blackout lifted.		

INDIVIDUAL LEADERS

RUSHING — Patriots: Collins 22-103-1 TD, Grogan 5-9.
Washington: Riggins 15-40, Washington, 14-47.
PASSING — Patriots: Grogan 30-17-2, 306 yards.
Washington: Theismann 23-14-0, 162 yards, 1 TD.
RECEIVING — Patriots: Hasselbeck 5-112, Morgan 5-66, Jackson 4-83.
Washington: 9-97-1 TD, Monk 2-38.

Oakland 27, Patriots 17

Oakland, Nov. 1 — Still looking for their first road victory of the season, the Patriots made a visit to the Bay Area as the only team to hold a series advantage over the Raiders. The Raiders put a stop to any Patriot plans for turning their season around, playing tenacious defense and sacking QB Steve Grogan five times. For the first time in six successive games, the Patriots were held to under 409 total yards on offense, managing just 282 yards against the Raiders' stingy defense. Matt Bahr gave the Raiders a narrow 13-10 halftime lead by hitting a 26 yard FG at the end of the half, but the Patriots took their only lead of the day, 17-13, on a FB Sam Cunningham one yard TD plunge that capped an 11 play, 76 yard drive on their first possession of the second half. On the next Raider drive, CB Roland James intercepted QB Marc Wilson and returned the ball eight yards to the Raider 29, but two sacks and a penalty forced the Patriots to punt and miss a chance to increase their lead. Rookie punter Rich Camarillo boomed a 75 yard punt, second longest in club history and the longest of the entire NFL season.

Patriots	3	7	7	0	17
Oakland	3	10	0	14	27

OAK — Bahr FG 51
 NE — Smith FG 38
 OAK — Van Eeghen 3 run (Bahr kick)
 NE — Hasselbeck 19 pass from Grogan (Smith kick)
 OAK — Bahr FG 26
 NE — Cunningham 1 run (Smith kick)
 OAK — Branch 14 pass from Wilson (Bahr kick)
 OAK — Jones 9 fumble return (Bahr kick)

	NE	OAK
First Downs	15	24
Rushes-Yards	28-77	36-185
Passing Yards	205	275
Total Yards	282	460
Had QB Sacked	5-39	2-8
Passes	31-18-1	36-22-1
Punts	9-47.4	5-37.8
Fumbles/Lost	1-1	3-2
Penalties/Yds.	3-25	3-25
A — 46,796 paid, 44,246 actual		
TV Blackout in effect.		

INDIVIDUAL LEADERS

RUSHING — Patriots: Cunningham 11-28-1 TD, Collins 12-28.
 Oakland: King 17-102, Van Eeghen 7-34-1 TD.
 PASSING — Patriots: Grogan 30-17-1, 233 yards, 1 TD.
 Johnson 1-1-0, 11 yards.
 Oakland: Wilson 36-22-1, 283 yards, 1 TD.
 RECEIVING — Patriots: Hasselbeck 4-100-1 TD, Johnson 4-26, Jackson 2-43.
 Oakland: Ramsey 6-66, Branch 5-88-1 TD, Bradshaw 3-48.

Miami 30, Patriots 27 (OT)

Foxboro, Nov. 8 — Dolphin PK Ewe von Schamann read the script from the previous Patriots-Dolphins meeting at Miami (12-8-80) and promptly beat the Patriots for the second straight time with a 23 yard FG in overtime (3:20 elapsed). The Dolphin victory snapped a five game Patriot win streak at Foxboro over the Miami 11 and was the Patriots sixth loss in as many overtime contests. The Patriots had roared to a 17-3 lead midway through the second stanza, but four interceptions (one on a tipped pass) thrown by QB Steve Grogan and nine untimely penalties thwarted several Patriot drives. PK John Smith booted a 34 yard FG with ten seconds left in regulation time to force an overtime period, but LB Bob Brudzinski intercepted Grogan at the Patriot 45, returned the ball to the 26 and coupled with a personal foul penalty against the Patriots, set up the winning FG by von Schamann. The day's scoring was opened by the Patriots when Stanley Morgan and Grogan connected on a 76 yard TD pass, a career best for both players. Morgan set a club mark for single game receiving yardage, hauling in five passes for 182 yards and one TD.

Miami	0	6	14	7	3	30
Patriots	7	10	0	10	0	27

NE — Morgan 76 pass from Grogan (Smith kick)
 NE — Smith FG 27
 MIA — Von Schamann FG 24
 NE — Grogan 4 run (Smith kick)
 MIA — Von Schamann FG 26
 MIA — Vigorito 30 run (Von Schamann kick)
 MIA — Nathan 1 run (Von Schamann kick)
 NE — Collins 1 run (Smith kick)
 MIA — Woodley 2 run (Von Schamann kick)
 NE — Smith FG 34
 MIA — Von Schamann FG 30

	MIA	NE
First Downs	24	23
Rushes-Yards	41-203	32-141
Passing Yards	216	351
Total Yards	419	492
Had QB Sacked	2-26	1-4
Passes	37-22-2	40-23-4
Punts	3-43.7	4-41.3
Fumbles/Lost	3-2	1-1
Penalties/Yds.	6-51	9-77
A — 61,297 paid, 60,436 actual		
TV Blackout lifted.		

INDIVIDUAL LEADERS

RUSHING — Miami: Nathan 16-79-1 TD, Franklin 16-71, Vigorito 1-30-1 TD.
 Patriots: Collins 17-90-1 TD, Cunningham 9-26.
 PASSING — Miami: Woodley 37-22-2, 242 yards.
 Patriots: Grogan 40-23-4, 355 yards, 1 TD.
 RECEIVING — Miami: Harris 8-145, Nathan 5-37.
 Patriots: Morgan 5-182-1 TD, Johnson 5-69.

NY Jets 17, Patriots 6

Foxboro, Nov. 15 — Heavy rains, strong winds and the Jets' league leading NFL pass rush spelled defeat for the ninth time in the year as the New Yorkers chalked up their sixth victory in eight weeks. The Jet win also marked the first time since 1975 that they swept the annual two game series between the two clubs. John Smith booted a 42 yard FG into a 33 mph wind to open the scoring, but the Patriot offense managed only 197 yards on the day while the Jet defense racked up eight QB sacks. Late in the third quarter, QB Steve Grogan was forced from the pocket, and when tackled by Jet DE Mark Gastineau, sprained his left knee and was lost for the balance of the season. The two FGs by the Patriots marked the second time in the year, the other being at Philadelphia in the second week of the season, that they were prevented from recording a TD.

New York	0	10	7	0	17
Patriots	0	3	3	0	6

NE — Smith FG 42
 NY — Harper 4 run (Leahy kick)
 NY — Leahy FG 47
 NY — Newton 5 run (Leahy kick)
 NE — Smith FG 29

	NY	NE
First Downs	17	15
Rushes-Yards	53-166	23-92
Passing Yards	60	105
Total Yards	226	197
Had QB Sacked	0-0	8-48
Passes	17-7-1	34-14-1
Punts	7-37.6	7-43.0
Fumbles/Lost	1-0	3-1
Penalties/Yds.	5-57	6-50
A — 49,224 paid, 45,342 actual		
TV Blackout in effect.		

INDIVIDUAL LEADERS

RUSHING — New York: McNeil 13-50, Newton 14-45-1 TD.

Patriots: Collins 13-66, Ferguson 4-9.

PASSING — New York: Todd 13-6-0, 56 yards.

Ryan 4-1-1, 4 yards.

Patriots: Grogan 19-9-1, 105 yards.

Cavanaugh 15-5-0, 48 yards.

RECEIVING — New York: Walker 3-25, Harper 2-19.

Patriots: Johnson 6-61, Hasselbeck 3-57.

Buffalo 20, Patriots 17

Orchard Park, Nov. 22 — An incredible Hail Mary pass, that covered 36 yards and eluded five Patriot defenders, was tipped into the hands of Buffalo's Roland Hooks with five seconds to go and the Bills eked out a 20-17 win, snatching almost certain victory from the hands of the Patriots. With the two minute warning approaching, QB Matt Cavanaugh, starting his first game since October 11th, heaved a 65 yard pass to WR Stanley Morgan that put the ball at the Bills' five. Cavanaugh then hit TE Don Hasselbeck with a five yard TD pass for a 17-13 Patriot lead with 1:51 to play. On the ensuing Bills' drive SS Rick Sanford pulled in the only interception of the game setting up another Patriots' drive that stopped at the Bills' 27. With 35 seconds to play, and no timeouts, Buffalo QB Joe Ferguson connected with Hooks for a 36 yard passing gain, then stopped the clock with an out-of-bounds pass. On the next play, he connected on the one in a million play with Hooks to seal the Bills' win.

Patriots	7	0	3	7	17
Buffalo	3	10	0	7	20

BUFF — Mike-Mayer FG 28
 NE — Morgan 56 pass from Johnson
 (Smith kick)
 BUFF — Mike-Mayer FG 23
 BUFF — Hooks 11 pass from Ferguson,
 Joe (Mike-Mayer kick)
 NE — Smith FG 43
 NE — Hasselbeck 5 pass from
 Cavanaugh (Smith kick)
 BUFF — Hooks 36 pass from Ferguson,
 Joe (Mike-Mayer kick)

	NE	BUFF
First Downs	11	19
Rushes-Yards	39-116	43-185
Passing Yards	181	249
Total Yards	297	434
Had QB Sacked	1-8	1-9
Passes	13-7-0	34-15-1
Punts	5-50.4	5-34.6
Fumbles/Lost	3-2	2-1
Penalties/Yds.	4-33	2-20
A — 76,374 paid, 71,593 actual.		
TV Blackout in effect.		

INDIVIDUAL LEADERS

RUSHING — Patriots: Ferguson, Vagas 14-59, Cunningham 18-57.

Buffalo: Leaks 19-92, Hooks 13-45, Cribbs 10-32.

PASSING — Patriots: Cavanaugh 12-6-0, 133 yards, 1 TD.

Johnson 1-1-0, 56 yards, 1 TD.

Buffalo: Ferguson, Joe 34-15-1, 258 yards, 2 TDs.

RECEIVING — Patriots: Morgan 3-14-1 TD, Hasselbeck 3-41-1 TD.

Buffalo: Hooks 6-11-2 TDs, Lewis 4-84, Butler 3-39.

St. Louis 27, Patriots 20

Foxboro, Nov. 29 — Making their first appearance ever at Schaefer Stadium, the Cardinals broke a 20-20 tie with only 33 seconds to play as rookie QB Neil Lomax hit WR/DB Roy Green over the middle and he raced 33 yards down the sideline for the winning score. The score remained close all afternoon and the Patriots knotted the game at 20-20 with 2:54 to go when RB Vagas Ferguson leaped over a goalline pileup for his second TD of the year. After the following kickoff sailed through the endzone, the Cards took over at their own 20 and elected to pass. DE Julius Adams chased Lomax back to the Cards 10, and although Adams had seemingly grasped the signalcaller for a sack, he broke loose and passed to RB Ottis Anderson for a 15 yard gain to the 35. After the Patriots bench was assessed a penalty for disputing the no-sack call, the Cards had the ball at the Patriot 48 instead of their own 10. Seven plays later, Lomax and Green connected for the winning score and the Patriots were unable to cross midfield in the final 30 seconds of play. FB Sam Cunningham became the Patriots' all-time career rushing leader, surpassing Jim Nance, with a 35 yard rushing effort on nine carries. He moved ahead of Nance's 5,323 yard mark with 10:16 to play in the first half when he rushed for a seven yard gain.

St. Louis	3	3	7	14	27
Patriots	7	0	6	7	20

STL — O'Donoghue FG 44
 NE — Cunningham 1 run (Smith kick)
 STL — O'Donoghue FG 45
 NE — Collins 6 run (kick blocked)
 STL — Morris 1 run (O'Donoghue kick)
 STL — Anderson 14 run (O'Donoghue kick)
 NE — Ferguson 3 run (Smith kick)
 STL — Green 33 pass from Lomax (O'Donoghue kick)

	STL	NE
First Downs	25	19
Rushes-Yards	41-157	27-127
Passing Yards	255	226
Total Yards	412	353
Had QB Sacked	3-25	3-19
Passes	28-20-0	25-17-0
Punts	2-35.0	5-33.2
Fumbles/Lost	3-2	3-0
Penalties/Yds.	3-20	6-46
A — 40,419 paid, 39,946 actual		
TV Blackout in effect.		

INDIVIDUAL LEADERS

RUSHING — St. Louis: Anderson 25-95-1 TD, Morris 11-41-1 TD.
 Patriots: Collins 9-49-1 TD, Cunningham 9-35-1 TD, Ferguson 7-32-1 TD.
 PASSING — St. Louis: Lomax 28-20-0, 280 yards, 1 TD.
 Patriots: Cavanaugh 24-17-2, 245 yards.
 RECEIVING — St. Louis: Tilley 5-76, Anderson 4-25, Green 3-79-1 TD.
 Patriots: Morgan 4-94, Jackson 4-71, Hasselbeck 3-38.

Miami 24, Patriots 14

Miami, Dec. 6 — Hoping to break a 13 game Orange Bowl losing streak, and seeking revenge for two consecutive overtime losses to the Dolphins, the Patriots spent five days training in West Palm Beach but lost once again to the division leaders. The Patriots scored first on a six yard pass from QB Matt Cavanaugh to TE Don Hasselbeck, but the Dolphins responded with a one yard TD run by QB David Woodley to tie the score. Two minutes later, with only 47 seconds to play in the first half, DB Mike Kozlowski scooped up a FB Sam Cunningham fumble and sprinted 25 yards for another Dolphin TD. The Patriots tied the game at 14-14 on a one yard run by Cavanaugh midway through the second half, but the Dolphins went on to score ten unanswered points and held on to the ball for 15:30 of the final 21:24 to play. Hasselbeck, the Patriots' leading receiver, injured his right knee and was lost for the season, while his replacement, rookie Lin Dawson hauled in his first three passes as a pro. Tony Collins ran eight times for 46 yards to break Vagas Ferguson's club mark for rushing yardage in a rookie season (818 yards).

Patriots	7	0	7	0	14
Miami	0	14	7	3	24

NE — Hasselbeck 6 pass from Cavanaugh (Smith kick)
 MIA — Woodley 1 run (von Schamann kick)
 MIA — Kozlowski 25 fumble return (von Schamann kick)
 NE — Cavanaugh 1 run (Smith kick)
 MIA — Hill 4 pass from Woodley (von Schamann kick)
 MIA — von Schamann FG 32

	NE	MIA
First Downs	17	19
Rushes-Yards	30-134	42-212
Passing Yards	122	128
Total Yards	256	340
Had QB Sacked	2-16	0-0
Passes	20-12-0	24-11-1
Punts	5-38.4	3-43.7
Fumbles/Lost	2-2	2-1
Penalties/Yds.	4-33	5-45
A — 55,958 paid, 50,421 actual		
TV Blackout in effect.		

INDIVIDUAL LEADERS

RUSHING — Patriots: Collins 8-46, Ferguson 8-43.
 Miami: Nathan 17-119, Franklin 16-52, Woodley 9-41-1 TD.
 PASSING — Patriots: Cavanaugh 20-12-0, 138 yards, 1 TD.
 Miami: Woodley 24-11-1, 128 yards, 1 TD.
 RECEIVING — Patriots: Morgan 4-55, Dawson 3-48, Hasselbeck 3-18-1 TD.
 Miami: Nathan 3-23, Moore 3-20, Cefalo 2-53.

Buffalo 19, Patriots 10

Foxboro, Dec. 13 — In their final home game, and their sixth division contest in seven weeks, the Patriots lost for the second time in only three weeks to the Bills. The twogame sweep marked the first time since 1975 that the Bills were able to beat the Patriots twice in a season. The Bills scored on both of their first two possessions to take a 14-0 lead before RB Vagas Ferguson dashed 19 yards for the Patriots' lone TD of the day early in the second stanza. With the Patriots' offense being shut down most of the afternoon, QB Tom Owen saw his first regular season signalcalling action with six minutes to play in the third period. Owen replaced QB Matt Cavanaugh who had made his eighth start of the year. The loss to the Bills was the Patriots 13th of the year and eighth straight to set a new club record for losses in a season. The previous record of 12 losses had been set in 1970.

Buffalo	14	3	2	0	19
Patriots	0	7	0	3	10

BUFF — Leaks 5 run (Mike-Mayer kick)
BUFF — Cribbs 39 pass from Ferguson, Joe (Mike-Mayer kick)
NE — Ferguson, Vagas 19 run (Smith kick)
BUFF — Mike-Mayer FG 29
BUFF — Safety-Williams tackled Cavanaugh in end zone
NE — Smith FG 42

	BUFF	NE
First Downs	20	16
Rushes-Yards	47-192	27-97
Passing Yards	137	107
Total Yards	329	204
Had QB Sacked	2-14	3-26
Passes	18-10-0	28-12-2
Punts	6-31.2	3-44.0
Fumbles/Lost	1-0	1-0
Penalties/Yds.	6-48	3-15
A — 43,010 paid, 42,549 actual TV Blackout in effect.		

INDIVIDUAL LEADERS

RUSHING — Buffalo: Cribbs 33-153, Leaks 5-24-1 TD.
 Patriots: Ferguson, Vagas 7-42-1 TD, Cunningham 11-42.
PASSING — Buffalo: Ferguson, Joe 18-10-0, 151 yards, 1 TD.
 Patriots: Owen 14-6-1, 82 yards.
 Cavanaugh 13-6-0, 51 yards.
RECEIVING — Buffalo: Butler 4-50, Cribbs 3-48-1 TD.
 Patriots: Jackson 5-47, Westbrook 2-27, Dawson 2-22.

Baltimore 23, Patriots 21

Baltimore, Dec. 20 — Pride, drafting position and scheduling slots were the only considerations at hand as the 2-13 Patriots visited the 1-14 Colts. Fifteen weeks earlier, the Colts had escaped with a 29-28 win on opening day at Foxboro, and in addition to revenge for that loss, the Patriots were still searching for their first divisional and road victories of the season. QB Tom Owen made his first start as a Patriot but was replaced by Matt Cavanaugh with 5:20 to play and the Patriots trailing, 23-14. Cavanaugh immediately engineered a ten play, 80 yard scoring drive that moved the Patriots to within two points when he hit WR Don Westbrook with a two yard TD pass. The Patriots forced the Colts to punt on their next and final possession and took over at their own 17. On the final play of the game, Cavanaugh heaved a 42 yard pass to TE Lin Dawson at the Colt 23, but the clock ran out and the long Patriot season had finally ended.

Patriots	7	7	0	7	21
Baltimore	10	7	6	0	23

BALT — Wood FG 30
NE — Cunningham 4 run (Smith kick)
BALT — McCauley 5 pass from Jones (Wood kick)
NE — Westbrook 15 pass from Owen (Smith kick)
BALT — Butler 53 pass from Jones (Wood kick)
BALT — Butler 37 pass from Jones (kick failed)
NE — Westbrook 2 pass from Cavanaugh (Smith kick)

	NE	BALT
First Downs	20	19
Rushes-Yards	23-77	41-128
Passing Yards	273	255
Total Yards	350	383
Had QB Sacked	1-8	1-12
Passes	38-20-3	28-17-1
Punts	6-30.2	4-38.0
Fumbles/Lost	3-1	1-1
Penalties/Yds.	6-20	9-53
A — 34,127 paid, 17,073 actual TV Blackout in effect.		

INDIVIDUAL LEADERS

RUSHING — Patriots: Calhoun 9-34, Cunningham 5-15-1 TD.
 Baltimore: Dixon 13-52, McMillan 15-48.
PASSING — Patriots: Cavanaugh 16-11-0, 145 yards, 1 TD.
 Owen 22-9-3, 136 yards, 1 TD.
 Baltimore: Jones 28-17-1, 267 yards, 3 TDs.
RECEIVING — Patriots: Jackson 4-71, Toler 4-47, Westbrook 3-42-2 TDs.
 Baltimore: Burke 5-69, McCauley 5-35-1 TD, Butler 2-90-2 TDs.

PATRIOT INDIVIDUAL RECORDS

The following records relate to service with the Patriots and reflect only regular season activity; postseason playoff competition is excluded.

SERVICE

MOST

Seasons—	12	Tom Neville, 1965-74, 76-77
	11	Gino Cappelletti, 1960-70
		Jim Hunt 1960-70
		Houston Antwine, 1961-71
		Jon Morris, 1964-74
		Bill Lenkaitis, 1971-81
Games—	159	Tom Neville, 1965-74, 76-77
	152	Gino Cappelletti, 1960-70
	151	Bill Lenkaitis, 1971-81
	141	Jim Hunt, 1960-70

SCORING

MOST POINTS

Career—	1130	Gino Cappelletti, 1960-70
	650	John Smith, 1974-81
	276	Jim Nance, 1965-71
Season—	155	Gino Cappelletti, 1964 (7-td, 38-xp*, 25-fg)
	147	Gino Cappelletti, 1961 (8-td, 48-xp, 25-fg)
		*includes one two-point conversion
Game—	28	Gino Cappelletti, vs. Hou., Dec. 18, 1965
		(2-td, 4-xp, 4-fg)
	24	Gino Cappelletti, vs. Buff., Nov. 15, 1964
		(3-td, 6-xp*)
		*includes one two-point conversion
Most Seasons Leading League—		
	5	Gino Cappelletti, 1961, 63-66
	2	John Smith, 1979, 1980

TOUCHDOWNS

MOST

Career—	49	Sam Cunningham (43r, 6p)
	46	Jim Nance, 1965-71 (45-r, 1-p)
	42	Gino Cappelletti, 1960-70 (42-p)
		Larry Garron, 1960-68 (15r, 26-p, 1rt)
Season—	13	Stan Morgan (12p, 1 Ret)
	13	Steve Grogan, 1976 (12-r, 1-f)
	12	Mack Herron, 1974 (7-r, 5-p)
Game—	3	Billy Lott, vs. Buff., Oct. 22, 1961 (3-p)
		Billy Lott, vs. Oak., Dec. 9, 1961 (2-r, 1-p)
		Larry Garron, vs. Oak., Oct. 16, 1964 (1-r, 2-p)
		Gino Cappelletti, vs. Buff., Nov. 15, 1964 (3-p)
		Larry Garron, vs. S.D., Oct. 23, 1966 (1-r, 2-p)
		Jim Whalen, vs. Miami, Oct. 15, 1967 (3-p)
		Sam Cunningham at Buffalo, Oct. 20, 1974 (3-r)
		Mack Herron vs. Buffalo, Nov. 3, 1974 (1-r, 2-p)
		Sam Cunningham at Buffalo, Nov. 23, 1975
		(2-r, 1-p)
		Harold Jackson vs Jets Sept. 9, 1979 (3-p)

POINTS AFTER TOUCHDOWN (KICKS)

MOST ATTEMPTS

Career—	353	Gino Cappelletti, 1960-70
	301	John Smith, 1974-81
Season—	51	John Smith, 1980
	50	Gino Cappelletti, 1961
	49	John Smith, 1976 and 1979
Game—	8	David Posey, vs. N.Y. Jets, Oct. 29, 1978
	8	John Smith vs. N.Y. Jets, Sept. 9, 1979
	7	Gino Cappelletti, vs. Buff., Oct. 22, 1961
		John Smith, vs. Oakland, Oct. 3, 1976

MOST MADE

Career—	342	Gino Cappelletti, 1960-70
	290	John Smith, 1974-81
Season—	51	John Smith, 1980
	48	Gino Cappelletti, 1961
	46	John Smith, 1979
Game—	8	John Smith, vs. N.Y. Jets, Sept. 9, 1979
	7	David Posey, vs. N.Y. Jets, Oct. 29, 1978
	7	Gino Cappelletti, vs. Buff., Oct. 22, 1961

FIELD GOALS

MOST ATTEMPTS

Career—	333	Gino Cappelletti, 1960-70
	177	John Smith, 1974-81
Season—	39	Gino Cappelletti, 1964
	38	Gino Cappelletti, 1963
	34	John Smith, 1980

Game— 7 Gino Cappelletti, vs. S.D., Sept. 20, 1964
 Gino Cappelletti, vs. Buff., Sept. 24, 1967
 Gino Cappelletti, vs. Cin., Nov. 16, 1969

Most Seasons Leading League—
 3 Gino Cappelletti, 1961, 63-64

MOST MADE

Career— 176 Gino Cappelletti, 1960-70
 120 John Smith, 1974-81
 Season— 26 John Smith, 1980
 25 Gino Cappelletti, 1964
 23 John Smith, 1979
 Game— 6 Gino Cappelletti, vs. Den., Oct. 4, 1964
 4 Accomplished 9 times, Last: John Smith at San Diego, Nov. 9, 1975
 Game (No Misses)— 6 Gino Cappelletti, vs. Den., Oct. 4, 1964
 Longest Made— 53 Gino Cappelletti, vs. N.Y. Jets, Nov. 28, 1965
 51 Gino Cappelletti, vs. Denver, Nov. 20, 1964
 Charlie Gogolak, vs. Miami, Oct. 17, 1971

MISCELLANEOUS SCORING

MISSED FG RETURN FOR TD

91 Ron Burton, vs. Den., Nov. 11, 1962

BLOCKED FG RETURN FOR TD—

65 Mike Haynes at NY Jets Oct. 5, 1980
 45 Larry Carwell, vs. Cincinnati, Sept. 17, 1971

BLOCKED PUNT FOR TD—

8 Rick Sanford, vs. Balt. Nov. 18, 1979
 0 Leroy Moore vs. Oakland, Nov. 17, 1961
 20 Don Webb vs. San Diego, Dec. 17, 1961

SAFETY—

Accomplished 16 times, Last: Team vs. N.Y. Jets, Dec. 9, 1979, Tim Fox vs. Buff., Dec. 10, 1978
 (NOTE: See fumble section for scoring on fumbles)

RUSHING

MOST ATTEMPTS

Career— 1376 Sam Cunningham, 1973-79, 1981
 1323 Jim Nance, 1965-71
 820 Don Calhoun, 1975-81
 763 Larry Garron, 1960-68
 Season— 299 Jim Nance, 1966
 270 Sam Cunningham, 1977
 269 Jim Nance, 1967
 Game— 38 Jim Nance, vs. Oak., Oct. 30, 1966 (208 yards)
 34 Jim Nance, vs. Buff., Sept. 24, 1967 (187 yards)
 Seasons Leading League—
 3 Jim Nance, 1966-67, 69

MOST YARDAGE

Career— 5432 Sam Cunningham, 1973-79, 1981
 5323 Jim Nance, 1965-71
 3391 Don Calhoun, 1975-81
 Season— 1458 Jim Nance, 1966
 1216 Jim Nance, 1967
 Game— 208 Jim Nance, vs. Oak., Oct. 30, 1966 (38 att)
 185 Jim Nance, vs. Buff., Sept. 24, 1967 (34 att)
 Seasons Leading League—
 2 Jim Nance, 1966-67

LONGEST RUN FROM SCRIMMAGE—

85 Larry Garron, vs. Buff., Oct. 22, 1961 (td)
 80 Carl Garrett, vs. Miami, Nov. 9, 1969 (td)

HIGHEST AVG. GAIN

Career (450 Atts.)—
 4.16 Carl Garrett, 1969-72 (537-2,235)
 4.13 Don Calhoun, 1974-81 (820-3391)
 4.02 Jim Nance, 1965-71 (1,323-5,323)
 Season (100 Atts.)—
 5.59 Don Calhoun, 1976 (129-721)
 5.04 Carl Garrett, 1969 (137-691)
 4.89 Sam Cunningham, 1974 (166-811)
 Game (10 Atts.)—
 11.60 Larry Garron, vs. Buff., Oct. 22, 1961 (10-116)
 11.36 Sam Cunningham, at Buffalo Oct. 20, 1974 (11-125)

MOST TOUCHDOWNS

Career— 45 Jim Nance, 1965-71
 43 Sam Cunningham, 1973-79, 1981
 Season— 12 Steve Grogan, 1976
 11 Horace Ivory, 1978
 11 Jim Nance, 1966
 9 Sam Cunningham, 1974
 9 Don Calhoun, 1980
 Game— 3 Sam Cunningham at Buffalo, Oct. 20, 1974
 2 By many players Last: Mosi Tatupu at San Fran., Nov. 30, 1980
 Seasons Leading League—
 1 Jim Nance, 1966

PASSING

MOST ATTEMPTS

Career—	2413	Vito (Babe) Parilli, 1961-67
	2188	Steve Grogan, 1975-81
	1503	Jim Plunkett, 1971-75
Season—	473	Vito (Babe) Parilli, 1964
	426	Vito (Babe) Parilli, 1965
Game—	50	Vito (Babe) Parilli, vs. N.Y. Jets, Nov. 14, 1965
	48	Tom Sherman, vs. K.C., Nov. 17, 1968

MOST COMPLETIONS

Career—	1140	Vito (Babe) Parilli, 1961-67
	1123	Steve Grogan, 1975-81
	729	Jim Plunkett, 1971-75
Season—	228	Vito (Babe) Parilli, 1964
	206	Steve Grogan, 1979
	193	Jim Plunkett, 1973
Game—	25	Ed (Butch) Songin, vs. Dall. Texans, Nov. 18, 1960
		Vito (Babe) Parilli, vs. K.C., Nov. 17, 1963
		Vito (Babe) Parilli, vs. Oak., Oct. 16, 1964
		Steve Grogan, at Buffalo, Nov. 23, 1975
		Steve Grogan, at Houston, Nov. 10, 1980

PASSING EFFICIENCY (Pct)

Career (500 Attempts)—	.5132	Steve Grogan, 1975-81
	.4850	Jim Plunkett, 1971-75
Season—	.600	Matt Cavanaugh, 1980 (105-63)
	.572	Steve Grogan, 1980 (306-175)
	.553	Vito (Babe) Parilli, 1962
Game (20 Attempts)—	.800	Vito (Babe) Parilli, vs. Miami, Oct. 15, 1967 (20-16)
	.714	Ed (Butch) Songin, vs. Dall. Texans, Nov. 18, 1960 (35-25)
Most Seasons Leading League	1	Vito (Babe) Parilli, 1961

MOST YARDAGE

Career—	16,747	Vito (Babe) Parilli, 1961-67
	16,485	Steve Grogan, 1975-81
	9,932	Jim Plunkett, 1971-75
Season—	3,465	Vito (Babe) Parilli, 1964
	3,286	Steve Grogan, 1979
Game—	422	Vito (Babe) Parilli, vs. Oak., Oct. 16, 1964
	379	Vito (Babe) Parilli, vs. N.Y. Jets, Dec. 17, 1966
	374	Steve Grogan, at Houston, Nov. 10, 1980
Seasons Leading League—	1	Vito (Babe) Parilli, 1964
Longest Completion—	88	Jim Plunkett, vs. Balt., Dec. 19, 1971 (to Randy Vataha-td)
	87	Tom Sherman, vs. N.Y. Jets, Oct. 27, 1968 (to Jim Whalen td)

MOST TOUCHDOWNS

Career—	132	Vito (Babe) Parilli, 1961-67
	114	Steve Grogan, 1975-81
	62	Jim Plunkett, 1971-75
Season—	31	Vito (Babe) Parilli, 1964
	28	Steve Grogan, 1979
	22	Ed (Butch) Songin, 1960
Game—	5	Steve Grogan, vs. N.Y. Jets Sept. 9, 1979
	5	Vito (Babe) Parilli, vs. Buff., Nov. 15, 1964
		Vito (Babe) Parilli, vs. Miami, Oct. 15, 1967
	4	Ed (Butch) Songin, vs. Den., Sept. 16, 1961
		Vito (Babe) Parilli, vs. Oak., Oct. 16, 1964
		Jim Plunkett, vs. Buff., Nov. 14, 1971
		Steve Grogan vs. N.Y. Jets, Oct. 29, 1978
Seasons Leading League—	1	Vito (Babe) Parilli, 1964
	1	Steve Grogan, 1979 (tied Brian Sipe of Cleveland with 28)

HAD INTERCEPTED

(Fewest)

Career (500 Attempts)—	24	Ed (Butch) Songin, 1960-61
	44	Myron (Mike) Taliaferro, 1968-70
Season—	8	Vito (Babe) Parilli, 1962 (253 att)
	9	Vito (Babe) Parilli, 1961 (198 att)
		Ed (Butch) Songin, 1961 (212 att)
Game—	0	Accomplished 10 times, Last: Matt Cavanaugh vs. Miami, Dec., 8, 1980 (17 att.)

(Most)

Career—	140	Steve Grogan, 1975-81
	138	Vito (Babe) Parilli, 1961-67
	87	Jim Plunkett, 1971-75
Season—	27	Vito (Babe) Parilli, 1964
	26	Vito (Babe) Parilli, 1965

Game—	6	Vito (Babe) Parilli, vs. Den., Sept. 3, 1967
	6	Steve Grogan, vs. San. Fran., Nov. 30, 1980
	5	Vito (Babe) Parilli, vs. N.Y. Jets, Oct. 31, 1964
		Vito (Babe) Parilli, vs. Buff., Sept. 11, 1965
		Myron (Mike) Taliaferro, vs. N.Y. Jets, Oct. 27, 1968
		Steve Grogan, at Baltimore, Dec. 21, 1975
		Steve Grogan, at Detroit, Oct. 10, 1976.
Lowest Percentage Season—	3.2	Vito (Babe) Parilli, 1962 (8-253)
	3.8	Ed (Butch) Songin, 1960 (15-392)
Seasons Leading League		
Fewest—	2	Vito (Babe) Parilli, 1961 (tied) -62
	1	Ed (Butch) Songin, 1961 (tied)
Most—	1	Vito (Babe) Parilli, 1964 (tied)

RECEIVING

MOST RECEPTIONS

Career—	292	Gino Cappelletti, 1960-70
	283	Jim Colclough, 1960-68
Season—	53	Reggie Rucker, 1973
	51	Art Graham, 1966
		Randy Vataha, 1971
Game—	11	Art Graham, vs. K.C., Nov. 20, 1966 (134 yards)
	10	Tony Romeo, vs. K.C., Nov. 17, 1963 (149 yards)

YARDAGE

Career—	5,001	Jim Colclough, 1960-68
	4,589	Gino Cappelletti, 1960-70
Season—	1,029	Stanley Morgan, 1981
	1,013	Harold Jackson, 1979
	1,002	Stanley Morgan, 1979
	991	Stanley Morgan, 1980
Game—	182	Stanley Morgan vs. Miami, Nov. 8, 1981
	170	Stanley Morgan vs. Balt., Nov. 26, 1978
	167	Art Graham, vs. Hou., Nov. 6, 1964 (8)
Longest Reception—	88	Randy Vataha, vs. Balt., Dec. 19, 1971 (from Jim Plunkett-td)
	87	Jim Whalen, vs. N.Y. Jets, Oct. 27, 1968 (from Tom Sherman-td)

AVERAGE GAIN

Career (150 Min.)—	22.8	Stanley Morgan, 1977-81 (188-4,285)
	20.3	Harold Jackson, 1978-81 (156-3,162)
Season (35 Min.)—	23.4	Stanley Morgan, 1981 (44-1,029)
	22.8	Stanley Morgan, 1979 (44-1,002)
	22.5	Harold Jackson, 1979 (45-1,013)
Game (4 Min.)—	36.4	Stanley Morgan vs. Miami, Nov. 8, 1981 (5-182)
	35.5	Stanley Morgan, vs. San. Fran., Nov. 30, 1980 (4-142)
	35.5	Jim Colclough, vs. N.Y. Jets, Oct. 6, 1962 (4-142)

TOUCHDOWNS

Career—	42	Gino Cappelletti, 1960-70
	39	Jim Colclough, 1960-68
Season—	12	Stanley Morgan, 1979
	10	Jim Colclough, 1962
	9	Jim Colclough, 1960-61
		Gino Cappelletti, 1965
		Randy Vataha, 1971
Game—	3	Billy Lott, vs. Buff., Oct. 22, 1961
		Gino Cappelletti, vs. Buff., Nov. 15, 1964
		Jim Whalen, vs. Mia., Oct. 15, 1967
		Harold Jackson, vs. Jets, Sept. 9, 1979

INTERCEPTIONS BY

MOST

Career—	29	Ron Hall, 1961-67
	24	Nick Buoniconti, 1962-68
	24	Mike Haynes, 1976-81
Season—	11	Ron Hall, 1964
	8	Bob Suci, 1963
		Mike Haynes, 1976
Game—	3	Gino Cappelletti, vs. Oak., Oct. 16, 1960
		Ross O'Hanley, vs. Hou., Nov. 18, 1962
		Ron Hall, vs. S.D., Sept. 20, 1964
		Nick Buoniconti, vs. Buff., Oct. 20, 1968
		Mike Haynes at N.Y. Jets, Nov. 21, 1976

YARDAGE

Career—	476	Ron Hall, 1961-67
	367	Mike Haynes, 1976-81
Season—	277	Bob Suci, 1963
	182	Prentice McCray, 1976

Game—	118	Prentice McCray, at N.Y. Jets, Nov. 21, 1976 (2)
Longest Return—	110	Bob Suci, vs. Hou., Nov. 1, 1963 (2)
	98	Bob Suci, vs. Hous., Nov. 1, 1963 (TD)
	87	Ron Hall, vs. Den., Sept. 18, 1966
TOUCHDOWNS		
Career—	2	John Charles, 1967-69 Bob Suci, 1963 Don Webb, 1961-62, 64-71 Prentice McCray, 1976
Season—	2	Don Webb, 1961 Bob Suci, 1963 Prentice McCray, 1976
Game—	2	Prentice McCray at N.Y. Jets, Nov. 21, 1976

PUNTING

MOST PUNTS

Career—	377	Tom Yewcic, 1961-67
	243	Tom Janik, 1969-71
Season—	87	Tom Janik, 1971
	86	Tom Janik, 1970
Game—	11	Jim Fraser, vs. N.Y. Jets, Oct. 2, 1966
	10	Tom Greene, vs. Hou., Dec. 18, 1960 Tom Yewcic, vs. Buff., Dec. 1, 1963 Tom Yewcic, vs. Buff., Nov. 15, 1964 Bob Scarpitto, vs. Oak., Oct. 6, 1968

YARDAGE

Career—	14,553	Tom Yewcic, 1961-67
	9,516	Tom Janik, 1969-71
Season—	3,364	Tom Janik, 1970
	3,249	Tom Janik, 1971
Game—	436	Bob Scarpitto, vs. Oak., Oct. 6, 1968 (10)
	427	Rich Camarillo vs. Oak., Nov. 1, 1981 (9)
	417	Tom Yewcic, vs. Buff., Nov. 15, 1964 (10)
Longest Punt—	87	Bob Scarpitto, vs. Den., Sept. 29, 1968
	75	Rich Camarillo at Oak., Nov. 1, 1981
	72	Rich Camarillo at Buff. Nov. 22, 1981

HIGHEST AVERAGE YARDAGE

Career (100 Punts)—	40.0	Terry Swanson, 1967-68 (127)
	39.2	Tom Janik, 1969-71 (243)
Season (Qualifiers)—	41.7	Rich Camarillo, 1981
	41.5	Tom Janik, 1969
Game (4 Punts)—	50.8	Terry Swanson, vs. Cin., Dec. 1, 1968 (4)
	50.4	Rich Camarillo at Buff., Nov. 22, 1981 (5)

PUNT RETURNS

MOST

Career—	103	Mike Haynes, 1976-80
	78	Stanley Morgan, 1977-79
	74	Mack Herron, 1973-75
Season—	45	Mike Haynes, 1976
	35	Mack Herron, 1974
Game—	6	Fred Bruney, vs. Buff., Sept. 23, 1961 Ron Burton, vs. Oak., Sept. 13, 1964 Mack Herron vs. Cleveland, Nov. 10, 1974 Roland James vs. Los Angeles, Nov. 16, 1980
Most Seasons Leading League—	1	Fred Bruney, 1961 Ron Burton, 1962

MOST YARDAGE

Career—	1,159	Mike Haynes, 1976-81
	960	Stanley Morgan, 1977-81
Season—	608	Mike Haynes, 1976
	517	Mack Herron, 1974
Game—	156	Mike Haynes vs. Buff., Nov. 7, 1976
	133	Stanley Morgan vs. Buffalo, Nov. 20, 1977
	126	Billy Johnson, vs. Hou., Nov. 5, 1967

LONGEST PUNT RETURN

	89	Mike Haynes, vs. Buff., Nov. 7, 1976 (TD)
	80	Stanley Morgan, vs. Baltimore, Nov. 18, 1979 (TD)
	75	Roland James, vs. NY Jets, Nov. 2, 1980

HIGHEST AVG. YARDAGE

Career (20 Returns)—	12.0	Mack Herron, 1973-75 (74-888)
	11.3	Carl Garrett, 1969-72 (43-487)
Season (Qualifiers)—	14.8	Mack Herron, 1974
	13.8	Stanley Morgan, 1977
Game (3 Returns)—	39.0	Mike Haynes vs. Buff., Nov. 7, 1976 (4)
	33.3	Stanley Morgan vs. Buff. Nov. 20, 1977 (4)

TOUCHDOWNS

Career—	2	Mike Haynes, 1976-79
Season—	2	Mike Haynes, 1976
Game—	1	Mike Haynes, vs. Buff., Nov. 7, 1976 Mike Haynes, vs. Den., Nov. 28, 1976 Stanley Morgan, vs. Balt., Nov. 18, 1979 Roland James, vs. NY Jets, Nov. 2, 1980

KICKOFF RETURNS

MOST

Career—	92	Carl Garrett, 1969-72
	89	Larry Garron, 1960-68
Season—	41	Mack Herron, 1973
	36	Willie Porter, 1968 Horace Ivory, 1980
Game—	8	Willie Porter, vs. N.Y. Jets, Sept. 22, 1968
	6	by many players. Last: Allen Carter, at Baltimore, Dec. 21, 1975
Most Seasons Leading League—	1	Raymond Clayborn, 31.0 (28-869), 1977 Horace Ivory, 27.6 (36-992), 1980

YARDAGE—

Career—	2,299	Larry Garron, 1960-68
	2,251	Carl Garrett, 1969-1972
Season—	1,092	Mark Herron, 1973
	992	Horace Ivory, 1980
	879	Allen Carter, 1975
Game—	206	Allen Carter, at Baltimore, Dec. 21, 1975
	175	Carl Garrett, vs. Buff., Oct. 11, 1969

LONGEST

	101	Raymond Clayborn, at Balt., Dec. 18, 1977 (TD)
	100	Raymond Clayborn, at N.Y. Jets, Oct. 2, 1977 (TD)
	99	Allen Carter, at Balt., Dec. 21, 1975 (TD)
	98	Horace Ivory, at Balt., Oct. 19, 1980
	95	Larry Garron, vs. Buff., Nov. 3, 1962 (TD)

HIGHEST AVG. YARDAGE

Career (20 Returns)—	27.6	Horace Ivory, 1980 (36-992)
	27.2	Allen Carter, 1975-76 (33-898)
	26.9	Raymond Clayborn, 1977-79 (57-1,538)
Season (Qualifiers)—	31.0	Raymond Clayborn, 1977
	28.5	Larry Garron, 1962
	28.4	Jess Phillips, 1976
Game (3 Returns)—	49.3	Ron Burton, vs. Dall. Texans, Nov. 3, 1961 (3)
	47.0	Horace Ivory, at Balt., Oct. 19, 1980 (3)

TOUCHDOWNS

Career—	3	Raymond Clayborn, 1977
	2	Larry Garron, 1960-68
	1	Ron Burton, 1960-65 Mack Herron, 1973-75 Allen Carter, 1975 Horace Ivory, 1977-80
Season—	3	Raymond Clayborn, 1977
Game—	1	Accomplished 9 times Last: Horace Ivory, at Balt., Oct. 19, 1980 (98 yards—TD)

FUMBLES

MOST

Career—	49	Sam Cunningham, 1973-79, 1981
	44	Steve Grogan, 1975-81
Season—	42	Vito (Babe) Parilli, 1961-67
	12	Mack Herron, 1974 Sam Cunningham, 1975 Steve Grogan, 1979
Game—	4	Vito (Babe) Parilli, vs. Den., Nov. 6, 1966
	3	Accomplished 6 times, Last Sam Cunningham vs. Buff., Oct. 24, 1976.

MOST OWN RECOVERIES

Career—	19	Vito (Babe) Parilli, 1961-67
	16	Steve Grogan, 1975-81
Season—	6	Vito (Babe) Parilli, 1963
	5	Vito (Babe) Parilli, 1964
Game—	2	Accomplished 6 times, Last: Andy Johnson vs Balt., Sept., 18, 1978.

MOST OPPONENT RECOVERIES

Career—	15	Jim Hunt, 1960-70
	14	Raymond Hamilton, 1973-80
	13	Bob Dee, 1960-67
Season—	5	Bob Dee, 1961
	4	Jack Rudolph, 1960 Larry Eisenhauer, 1964 John Sanders, 1975 Steve Nelson, 1978

Game— 3 Steve Nelson, vs. Phila., Oct. 8, 1978
 2 By 15 Players
 Last: Raymond Hamilton at
 St. Louis, Sept. 10, 1978

MOST RETURN YARDAGE

Career— 82 Don Webb, 1961-62, 64-71
 67 Jim Hunt, 1960-70
 Season— 52 Chuck Shonta, 1960
 51 Jim Hunt, 1968
 Game— 52 Chuck Shonta, vs. N.Y. Titans, Sept. 17, 1960
 (1-opp)
 51 Jim Hunt, vs. Hou., Dec. 15, 1968 (1-opp)

LONGEST RETURN

52 Chuck Shonta, vs. N.Y. Titans, Sept. 17, 1960
 (TD)
 51 Jim Hunt, vs. Hou., Dec. 15, 1968

TOUCHDOWNS

Own Fumbles Recovered For TD—

1 Five Players
 Last: Steve Grogan vs. N.Y.
 Jets, Oct. 18, 1976 (6 yds.)

Opponents' Fumbles Recovered For TD—

1 Ten Players
 Last: Ray Hamilton at St.
 Louis, Nov. 2, 1975 (23 Yds.)
 Last: Rick Sanford (22 Yds.), Allan Clark (15
 Yds.) vs. Balt., Nov. 23, 1980

PATRIOT TEAM RECORDS

OFFENSE VICTORIES

MOST

Season— 11 1978
 11 1976
 10 1964, 1980

FEWEST

Season— 2 1970
 1981

SCORING

MOST POINTS SCORED

Season— 441 1980
 413 1961
 411 1979
 Game— 56 N.Y. Jets, Sept. 9, 1979
 55 N.Y. Jets, Oct. 29, 1978
 52 Buffalo, Oct. 22, 1961
 Quarter— 1st: 21 at Miami, Dec. 15, 1974
 1st: 21 N.Y. Jets, Oct. 29, 1978
 2nd: 27 Baltimore, Nov. 18, 1979
 Denver, Nov. 28, 1976
 3rd: 22 Dallas Texans, Nov. 18, 1960
 4th: 27 Baltimore, Nov. 23, 1980

FEWEST POINTS SCORED

Season— 149 1970
 192 1972
 Game— 0 11 times
 Last: Houston, Sept. 21, 1975

MOST TOUCHDOWNS

Season— 52 1961, 1980
 49 1979
 48 1976
 Game— 8 N.Y. Jets, Sept. 9, 1979
 8 N.Y. Jets, Oct. 29, 1978
 7 Buffalo, Oct. 22, 1961
 Oakland, Oct. 3, 1976

FEWEST TOUCHDOWNS

Season— 18 1970
 24 1972

MOST POINTS AFTER TOUCHDOWN

Season— 51 1980
 48 1961

FEWEST POINTS AFTER TOUCHDOWN

Season— 17 1970
 24 1972

MOST FGs ATTEMPTED

Season— 39 1964
 38 1963
 Game— 7 San Diego, Sept. 20, 1964
 Buffalo, Sept. 24, 1967
 Cincinnati, Nov. 16, 1969

FEWEST FGS ATTEMPTED

Season—	16	1972
	17	1975

MOST FGS MADE

Season—	26	1980
	25	1964
	23	1979
Game—	6	Denver, Oct. 4, 1964
	4	Many times, Last: vs. San Diego, Nov. 9, 1975 (John Smith)

FEWEST FGS MADE

Season—	8	1960, 1970, 1972
	9	1975

FIRST DOWNS**MOST TOTAL**

Season—	328	1981
	322	1978
Game—	31	Houston, Dec. 11, 1966
	30	N.Y. Jets, Sept. 9, 1979
	29	Oakland, Dec. 9, 1961
		N. Y. Jets, Oct. 18, 1976

FEWEST TOTAL

Season—	166	1969
	181	1968

MOST RUSHING

Season—	181	1978
	150	1976
Game—	21	Denver, Nov. 28, 1976
	18	New York Jets, Oct. 18, 1976

FEWEST RUSHING

Season—	55	1965
	63	1970

MOST PASSING

Season—	166	1981
	159	1979
	154	1980
Game—	20	Oakland, Oct. 16, 1964
	20	at Houston, Nov. 10, 1980

FEWEST PASSING

Season—	87	1969
	94	1968, 1971

MOST PENALTY

Season—	29	1965
	27	1979
	26	1975, 1980
Game—	7	Houston, Sept. 19, 1965
	5	Miami, Dec. 17, 1967
		Baltimore, Oct. 7, 1973
		at San Diego, Nov. 9, 1975
		Detroit, Oct. 7, 1979

FEWEST, PENALTY

Season—	11	1971
	14	1977

TOTAL YARDS**(Net Yards Rushing and Passing)****MOST**

Season—	5,965	1978
	5,623	1981
	5,470	1979
Game—	597	N.Y. Jets, Sept. 9, 1979
	529	N.Y. Jets, Oct. 29, 1978
	498	at Buffalo, Nov. 23, 1975

FEWEST

Season—	2,626	1970
	3,127	1968

RUSHING OFFENSE**MOST ATTEMPTS**

Season—	671	1978
	603	1977
Game—	62	Denver, Nov. 28, 1976
	55	Oakland, Oct. 30, 1966
		Seattle, Oct. 9, 1977

FEWEST ATTEMPTS

Season—	334	1970
	363	1960

MOST YARDS

Season—	3,165	1978
	2,948	1976
Game—	332	Denver, Nov. 28, 1976
	330	New York Jets, Oct. 18, 1976

FEWEST YARDS

Season—	1,040	1970
	1,117	1965

MOST TOUCHDOWNS

Season—	30	1978
	24	1976
Game—	4	New York Jets, Sept. 8, 1963
		Oakland, Oct. 3, 1976
		New York Jets, Oct. 18, 1976
		Miami, Oct. 22, 1978
		New York Jets, Oct. 29, 1978

FEWEST TOUCHDOWNS

Season—	7	1971
	8	1965, 1968

PASSING**MOST ATTEMPTS**

Season—	482	1981
	476	1964
	475	1960, 1979
Game—	52	at N.Y. Jets, Oct. 11, 1981
	50	at Houston, Sept. 19, 1965
		N.Y. Jets, Nov. 14, 1965

FEWEST ATTEMPTS

Season—	305	1977
	309	1976

MOST COMPLETIONS

Season—	254	1981
	240	1980
	237	1979
Game—	27	Dallas, Nov. 18, 1960
		at N.Y. Jets, Oct. 11, 1981

FEWEST COMPLETIONS

Season—	146	1976
	159	1971

MOST NET YARDS

Season—	3,218	1979
	3,195	1980
	3,166	1964
Game—	405	Oakland, Oct. 16, 1964
	374	at Houston, Nov. 10, 1980
	366	Kansas City, Nov. 17, 1963
	365	N.Y. Jets, Sept. 9, 1979

FEWEST NET YARDS

Season—	1,586	1970
	1,746	1976

MOST TOUCHDOWNS

Season—	31	1964
	30	1979
	29	1961
Game—	6	N.Y. Jets, Sept. 9, 1979
	5	Many times. Last: Buffalo, Nov. 15, 1964
	4	Many times.
		Last: N.Y. Jets, Oct. 29, 1978

FEWEST TOUCHDOWNS

Season—	7	1970
	10	1972

MOST HAD INTERCEPTED

Season—	34	1981
	33	1968
	32	1967
Game—	6	Denver, Sept. 3, 1967
		Buffalo, Dec. 9, 1967
		Kansas City, Oct. 11, 1970
		at San. Fran. Nov. 30, 1980

FEWEST HAD INTERCEPTED

Season—	13	1962
	16	1971

SACKS ALLOWED, MOST

Season—	49	1979 (382 yards)
	45	1967 (361 yards)
	45	1981 (321 yards)
	44	1972 (452 yards)
Game—	8	NY Jets, Nov. 15, 1981 (48 yards)
		at NY Jets, Oct. 11, 1981 (72 yards)
		Buffalo, Dec. 14, 1975 (87 yards)
		at Baltimore, Oct. 25, 1970 (65 yards)

SACKS ALLOWED, FEWEST

Season—	14	1977 (155 yards)
	19	1976 (164 yards)
	21	1974 (174 yards)
Game—	0	accomplished 28 times
		Most recent: vs. Houston, Oct. 18, 1981

PUNTING**MOST PUNTS**

Season—	96	1968
	87	1971
Game—	11	New York Jets, Oct. 2, 1966

	10	Houston, Dec. 18, 1960 Buffalo, Dec. 1, 1963; Nov. 15, 1964 Oakland, Oct. 6, 1967
FEWEST PUNTS		
Season—	61	1973; 1978
	63	1980
MOST YARDS		
Season—	3,831	1968
	3,364	1970
Game—	436	at Oakland, Oct. 6, 1968 at Oakland, Nov. 1, 1981
FEWEST YARDS		
Season—	2,137	1978
	2,297	1973
HIGHEST AVG.		
Season—	41.5	1969
	40.5	1967
Game—	50.8	Cincinnati, Dec. 1, 1968
	50.4	at Buff., Nov. 22, 1981
LOWEST AVG.		
Season—	34.6	1977
	35.0	1978

PUNT RETURNS

MOST		
Season—	60	1980
	48	1976
	47	1978
Game—	7	Houston, Nov. 5, 1967
	6	Accomplished 11 times. Last: at San Francisco, Nov. 30, 1980.
FEWEST RETURNS		
Season—	17	1972
	23	1969
MOST YARDS		
Season—	628	1976
	533	1974
Game—	167	Buffalo, Nov. 7, 1976
	139	Buffalo, Nov. 20, 1977
FEWEST YARDS		
Season—	37	1972
	138	1962
HIGHEST AVG.		
Season—	13.3	1974
	13.1	1976
LOWEST AVG.		
Season—	2.2	1972
	5.3	1962, 1968
MOST TOUCHDOWNS		
Season—	2	1976
Game—	1	Buffalo, Nov. 7, 1976 Denver, Nov. 28, 1976 Baltimore, Nov. 18, 1979 NY Jets, Nov. 2, 1980

KICKOFF RETURNS

MOST		
Season—	73	1967
	71	1968
Game—	10	Buffalo, Dec. 9, 1967
	9	Oakland, Oct. 16, 1964 New York Jets, Sept. 22, 1968 Dallas, Oct. 24, 1971
FEWEST		
Season—	39	1977
	46	1976
MOST YARDS		
Season—	1,520	1975
	1,442	1968
Game—	245	Dallas, Oct. 24, 1971
	230	at Baltimore, Dec. 21, 1975
FEWEST YARDS		
Season—	1,051	1977
	1,087	1976
HIGHEST AVG.		
Season—	26.9	1977
	24.1	1973
LOWEST AVG.		
Season—	18.3	1981
	19.7	1967
MOST TOUCHDOWNS		
Season—	3	1977
	2	1961
	1	1962, 1973, 1975, 1980
Game—	1	Nine times—Last: at Baltimore, Oct. 19, 1980

PENALTIES

MOST

Season—	112	1977
	102	1976
Game—	14	at Cincinnati, Oct. 15, 1978
	13	vs. Kansas City, Sept. 18, 1977

FEWEST

Season—	50	1973
	52	1962

MOST YARDS

Season—	931	1977
	914	1976
Game—	125	at Cincinnati, Oct. 15, 1978
		New York Jets, Oct. 29, 1978
	124	Oakland, Oct. 3, 1976

FEWEST YARDS

Season—	456	1962
	467	1964

FUMBLES

MOST

Season—	51	1973
	43	1975
Game—	8	Baltimore, Oct. 7, 1973
	6	Accomplished 7 times, Last: vs. Miami, Dec. 15, 1974

FEWEST

Season—	15	1969
	18	1970

MOST TOTAL RECOVERED

Season—	43	1973
	36	1975
Game—	8	at Pittsburgh, Sept. 26, 1976 (2-6)
	7	Kansas City, Oct. 23, 1964 (4-3)

FEWEST TOTAL RECOVERED

Season—	19	1969
	20	1980
	21	1965

MOST OWN RECOVERED

Season—	25	1973
	21	1975
Game—	5	Baltimore, Oct. 7, 1973
		at Wash., Oct. 25, 1981

FEWEST OWN RECOVERED

Season—	5	1969, 1970
	8	1968, 1971

MOST OPPONENTS' RECOVERED

Season—	27	1976
	21	1978
Game—	6	at Pittsburgh, Sept. 26, 1976
	5	Denver, Nov. 6, 1966

FEWEST OPPONENTS' RECOVERED

Season—	9	1965
	10	1962 and 1977

TOTAL DEFENSE (Net Rushing and Passing)

MOST NET YARDS ALLOWED

Season—	5,827	1981
	5,248	1972
Game—	540	Houston, Oct. 13, 1961
	528	New York Jets, Dec. 17, 1966

FEWEST NET YARDS ALLOWED

Season—	3,638	1977
	3,834	1963
Game—	86	Baltimore, Oct. 23, 1977
	88	Miami, Oct. 12, 1980
	115	Houston, Dec. 18, 1965

Scoring

MOST POINTS ALLOWED

Season—	446	1972
	406	1968
Game—	52	at Miami, Nov. 12, 1972
	48	Oakland, Oct. 22, 1967
		at New York Jets, Oct. 27, 1968
Shutout Game—	52	at Miami, Nov. 12, 1972
	34	at Dallas Texans, Dec. 11, 1960

FEWEST POINTS ALLOWED

Season—	217	1977
	236	1976
Game—	0	Accomplished 9 times, Last: vs. Miami, Oct. 19, 1980 and vs. Seattle, Oct. 9, 1977.

RUSHING ALLOWED

MOST ATTEMPTS ALLOWED

Season—	644	1981
	560	1973
Game—	58	New York Jets, Oct. 14, 1973
	54	New York Jets, Oct. 15, 1972

FEWEST ATTEMPTS ALLOWED

Season—	310	1963
	350	1961

MOST YARDS

Season—	2,950	1981
	2,850	1973
	2,717	1972
Game—	360	Buffalo, Sept. 16, 1973
	349	vs. Buffalo, Dec. 14, 1975

FEWEST YARDS

Season—	1,041	1961
	1,107	1963
Game—	2	San Diego, Dec. 17, 1961
	19	Houston, Nov. 1, 1963

MOST TOUCHDOWNS

Season—	27	1972
	22	1968
Game—	6	New York Jets, Oct. 27, 1968
	4	Oakland, Nov. 4, 1960
		Dallas, Sept. 8, 1962
		Buffalo, Sept. 16, 1973

FEWEST TOUCHDOWNS

Season—	7	1966
	8	1977

PASSING ALLOWED

MOST ATTEMPTS ALLOWED

Season—	530	1964
	509	1966
Game—	61	Minn., Dec. 16, 1977
	56	Denver, Sept. 21, 1962
		New York Jets, Oct. 2, 1966

FEWEST ATTEMPTS ALLOWED

Season—	240	1973
	325	1972
Game—	7	New York Jets, Oct. 14, 1973
		Buffalo, Dec. 9, 1973
	9	New York Jets, Oct. 15, 1972

MOST COMPLETIONS ALLOWED

Season—	266	1980
	261	1964
	247	1966
Game—	35	Minn., Dec. 16, 1979
	28	New York Jets, Oct. 2, 1966

FEWEST COMPLETIONS ALLOWED

Season—	134	1973
	170	1971
Game—	1	New York Jets, Oct. 14, 1973
	2	Buffalo, Dec. 9, 1973

MOST NET YARDS ALLOWED

Season—	3,356	1966
	3,217	1964
Game—	467	Minn., Dec. 16, 1979
	448	Houston, Oct. 13, 1961

FEWEST NET YARDS ALLOWED

Season—	1,338	1973
	2,033	1977
Game—	0	New York Jets, Oct. 14, 1973
	8	New York Jets, Oct. 10, 1971

MOST TOUCHDOWNS ALLOWED

Season—	28	1967, 1980
	27	1961
Game—	5	Kansas City, Sept. 25, 1966
		Oakland, Oct. 22, 1967

FEWEST TOUCHDOWNS ALLOWED

Season—	11	1973
	16	1971, 1976 and 1977

SACKS, MOST RECORDED

Season—	58	1977 (471 yards), NFL leaders
	57	1979 (512 yards), NFL leaders
	56	1963 (526 yards)
Game—	10	at Oakland, Sept. 22, 1963 (100 yards)
	9	vs. NY Jets Sept. 9, 1979 (86 yards)
	9	vs. Denver Nov. 28, 1976 (59 yards)

SACKS, FEWEST RECORDED

Season—	15	1972 (101 yards)
	20	1981 (175 yards)
	22	1969 (159 yards)
		1966 (209 yards)

Game— 0 accomplished 47 times
Most recent: at Miami, Dec. 6, 1981

FIRST DOWNS ALLOWED

MOST TOTAL ALLOWED

Season— 328 1981
289 1972
Game— 30 Minn., Dec. 16, 1979
29 Miami, Nov. 12, 1972

FEWEST TOTAL ALLOWED

Season— 215 1973 and 1977
219 1967
Game— 5 Chicago, Oct. 14, 1979
6 Seattle, Oct. 9, 1977
7 Houston, Dec. 18, 1965
7 Houston, Sept. 21, 1975

MOST RUSHING

Season— 160 1981
144 1972
142 1969, 1973
Game— 19 New York Jets, Oct. 15, 1972
19 vs. Buffalo, Dec. 14, 1975
18 Buffalo, Sept. 16, 1973

FEWEST RUSHING

Season— 59 1963
61 1967
Game— 0 Houston, Nov. 1, 1963
Miami, Oct. 15, 1967
Buffalo, Oct. 20, 1968

MOST PASSING

Season— 165 1964
153 1966
Game— 17 Houston, Oct. 13, 1961
Minn., Dec. 13, 1970
Minn., Dec. 16, 1979

FEWEST PASSING

Season— 67 1973
105 1970
Game— 1 New York Jets, Oct. 14, 1973
2 Accomplished 8 times, Last: vs. Buff., Dec. 14, 1980 and at Cinn., Sept. 16, 1979

MOST PENALTY

Season— 28 1968
24 1960
Game— 7 Oakland, Oct. 6, 1968
6 New York Jets, Oct. 27, 1968

FEWEST PENALTY

Season— 6 1973
11 1974, 1980
Game— 0 Many times—Last: at Miami, Dec. 8, 1980

INTERCEPTIONS BY PATRIOTS

MOST

Season— 31 1964
29 1963
Game— 7 at New York Jets, Nov. 21, 1976
6 Houston, Nov. 1, 1963
New York Jets, Sept. 27, 1964

FEWEST

Season— 8 1970
10 1972

MOST YARDS

Season— 645 1963
505 1976
Game— 204 Houston, Nov. 1, 1963
145 at New York Jets, Nov. 21, 1976

FEWEST YARDS

Season— 105 1973
165 1975

MOST TOUCHDOWNS

Season— 3 1962, 1963, 1976
2 1961, 1967, 1971, 1974
Game— 2 Houston, Nov. 1, 1963
at New York Jets, Nov. 21, 1976

FEWEST TOUCHDOWNS

Season— 0 1960, 1965, 1966, 1970, 1972, 1973, 1977, 1981
1 1964, 1968, 1969, 1975, 1978, 1979, 1980

CONSECUTIVE RECORDS

Seasons Played

- 11 Gino Cappelletti (1960-70)
- Jim Hunt (1960-70)
- Houston Antwine (1961-71)
- Jon Morris (1964-74)
- Bill Lenkaitis (1971-81)

Games Played

- 152 Gino Cappelletti (1960-70)
- 110 Ray Hamilton (Sept. 16, 1973 to Oct. 26, 1980)

Games Scoring

- 92 John Smith (1975-81)

Pats Made

- 106 Gino Cappelletti (1963-66)
- 79 John Smith (1976-81)

Games, FG Made

- 11 Gino Cappelletti (11-1-63 to 10-9-64)

Passing Attempts None Intercepted

- 138 Butch Songin (1960)
- 105 Butch Songin (1960)

Games, Reception Made

- 42 Jim Colclough (1960-63)
- 27 Gino Cappelletti (1961-63)

Games, Interception Made

- 4 Mike Haynes (1976)

TEAM

VICTORIES

Most

- 7 Nov. 7, 1976 to Sept. 18, 1977
(final six games of 1976 and 1977 opener)
Sept. 24, 1978 to Nov. 5, 1978

LOSSES

Most

- 9 Sept. 27, 1970 to Nov. 22, 1970
Oct. 8, 1972 to Dec. 3, 1972
Oct. 25, 1981 to Dec. 20, 1981

SCORING

Most Games

- 105 Sept. 28, 1975 to Dec. 20, 1981
(last shutout loss was to Houston, 7-0 on Sept. 21, 1975)

PATRIOTS IN OVERTIME

Overtime and regular season play have not been a winning combination through the years for the Patriots since the NFL adopted the sudden death overtime format for regular season games beginning in 1976. In six overtime contests, the Patriots have lost all six games, including three in a row by an identical 16-13 score. In the six overtime games played during the regular season, the Patriots have won the coin toss three times and lost it three times. In two of the three games when the Patriots have lost the coin toss, the opposition has scored the winning points without the Patriots gaining possession. In preseason play, the Patriots are 3-1 in overtime games.

11- 8-81 Miami 30, PATRIOTS 27*
9-27-81 PITTSBURGH 27, Patriots 21
12- 8-80 MIAMI 16, Patriots 13*
11-25-79 Buffalo 16, PATRIOTS 13
9- 3-79 Pittsburgh 16, PATRIOTS 13

8-24-79# DENVER 20, Patriots 17*
9-26-77 CLEVELAND 30, Patriots 27*
8-28-77# PATRIOTS 13, Pittsburgh 10*
8- 1-76# PATRIOTS 13, NY Giants 7
8-30-75# Patriots 20, GREEN BAY 17*

HOME TEAM LISTED IN CAPS, # denotes preseason game, *denotes Patriots lost coin toss.

PATRIOTS' ALL-TIME ROSTER

NOTE: The following list includes players who have been active for at least one regular season game in each season noted.

Acks, Ron (LB), Illinois 1972-73
 Adams, Bob (TE), Pacific 1973-74
 Adams, Julius (DE), Texas So. 1971-81
 Adams, Sam (OG), Prairie View 1972-80
 Addison, Tom (LB), South Carolina .. 1960-67
 Allard, Don (QB), Boston College 1962
 Anderson, Bob (RB), Colorado 1975
 Anderson, Ralph (S), W. Texas State ... 1973
 Antwine, Houston (DT), So. Illinois ... 1961-71
 Ashton, Josh (RB), Tulsa 1972-74
 Atchason, Jack (OE), Western Illinois ... 1960
 Atessis, Bill (DE), Texas 1971
 Avezzano, Joe (C), Florida State 1966

Bailey, Bill (RB), Cincinnati 1969
 Baker, Melvin (WR), Texas Southern ... 1975
 Ballou, Mike (LB), UCLA 1970
 Banks, Willie (G), Alcorn A & M 1973
 Barnes, Bruce (P), UCLA 1973-74
 Barnes, Pete (LB), So. University 1976-77
 Barnes, Rodrigo (LB), Rice 1974-75
 Beach, Walter (DB), Central Mich. 1960-61
 Beaudoin, Doug (S), Minnesota 1976-79
 Beer, Tom (TE), Houston 1970-72
 Bell, Bill (K), Kansas 1973
 Bellino, Joe (RB), Navy 1965-67
 Bennett, Phil (LB), Miami 1960
 Berger, Ron (DE), Wayne State 1969-72
 Beverly, Randy (DB), Colorado St. 1970-71
 Biscaha, Joe (OE), Richmond 1960
 Bishop, Richard (NT), Louisville 1976-81
 Blackmon, Don (LB), Tulsa 1981
 Blahak, Joe (CB), Nebraska 1976
 Blanchard, Dick (LB), Tulsa 1972
 Blanks, Sid (RB), Texas A & I 1969-70
 Bolton, Ron (DB), Norfolk State 1972-75
 Boudreaux, Jim (DE), Louis. Tech ... 1966-68
 Boyd, Greg (S), Arizona 1973
 Boyd, Greg (DE), San Diego State 1977-78
 Bramlett, John (LB), Memphis St. 1969-70
 Briscoe, Marlin (WR), Nebraska (Omaha) 1976
 Brock, Pete (C), Colorado 1976-81
 Brown, Barry (TE-LB), Florida 1969-70
 Brown, Bill E. (LB), Syracuse 1960
 Brown, Preston (WR), Vanderbilt 1980
 Brown, Sidney (CB), Oklahoma 1978
 Bruney, Fred (DB), Ohio State 1960-62
 Bryant, Hubie (WR), Minnesota 1971-72
 Buben, Mark (DL), Tufts 1979, 1981
 Bugenhagen, Gary (OT-G), Syracuse 1969-70
 Buoniconti, Nick (LB), Notre Dame .. 1962-68
 Burks, Steve (WR), Arkansas State ... 1975-77
 Burton, Ron (RB), Northwestern 1960-65
 Byrd, Dennis (DT), North Carolina State 1968

Cagle, John (DT-LB-G), Clemson State .. 1969
 Calhoun, Don (RB), Kansas State 1975-81
 Camarillo, Rich (P), Washington 1981
 Canale, Justin (G), Mississippi St. 1965-68
 Canale, Whit (DE), Tennessee 1968
 Cappadona, Bob (RB), Northeastern .. 1966-67
 Cappelletti, Gino (WR-K-DB), Minn. ... 1960-70
 Carter, Allen (RB), Southern Cal. 1975
 Carter, Kent (LB), Southern Cal. 1974
 Carwell, Larry (DB), Iowa State 1969-72
 Cash, Rick (DT), N. E. Missouri 1972-73
 Cavanaugh, Matt (QB), Pittsburgh ... 1978-81
 Caveness, Ron (LB), Arkansas 1968-69
 Chandler, Al (TE), Oklahoma 1976-79

Chandler, Edgar (LB), Georgia 1973
 Chapple, Dave (P), Cal. (Santa Barbara) . 1974
 Charles, John (DB), Purdue 1967-69
 Cheyunski, Jim (LB), Syracuse 1968-72
 Christy, Richard (RB), North Carolina ... 1960
 Cindrich, Ralph (LB), Pittsburgh 1972
 Clark, Allan (RB), Northern Arizona ... 1979-80
 Clark, Gail (LB), Michigan State 1974
 Clark, Phil (DB), Northwestern 1971
 Clark, Steve (DE), Kansas St. 1981
 Clayborn, Ray (CB), Texas 1977-81
 Cloutier, Dave (DB), Maine 1964
 Cohen, Abe (G), Chattanooga 1960
 Colclough, Jim (WR), B. C. 1960-68
 Coleman, Dennis (LB), Mississippi 1971
 Collins, Tony (RB) East Carolina 1981
 Conn, Dick (S), Georgia 1975-79
 Corbett, Steve (G), Boston College 1975
 Corcoran, Jim (QB), Maryland 1968
 Costict, Ray (LB), Miss. St. 1977-79
 Crabtree, Eric (WR), Pittsburgh 1971
 Crawford, Jim (RB), Wyoming 1960-64
 Cross, Bob (OT), Kilgore Jr. Col. 1960
 Crouthamel, Jake (RB), Dartmouth 1960
 Crow, Albert (DT), William & Mary 1960
 Crump, Harry (RB), Boston College 1963
 Cryder, Bob (G), Alabama 1978-81
 Cudzik, Walt (C), Purdue 1960-63
 Cunningham, Jay (DB), Bwl. Grn. 1965-67
 Cunningham, Sam (RB), So. Cal 1973-79, 1981
 Currier, Bill (DB), So. Carolina 1980
 Cusick, Pete (NT), Ohio State 1975

Damkroger, Maury (LB), Nebraska 1974
 Danenhauer, Bill (DE), Emporia 1960
 Davis, Jack (G), Maryland 1960
 Dawson, Bill (LB-TE-DE), Florida St. 1965
 Dawson, Lin (TE), N.C. State 1981
 Dee, Bob (DE), Holy Cross 1960-67
 Delucca, Gerry (OT), Mid. Tenn. St. ... 1960-64
 Dimitroff, Tom (QB), Miami (O) 1960
 Disenzo, Tony (OT), Michigan St. 1960
 Dombroski, Paul (DB), Linfield 1981
 Donnalley, Kevin (DB), N. Dakota St. 1981
 Dorsey, Nate (DE), Mississippi Val. 1973
 Dowling, Brian (QB), Yale 1972-73
 Dressler, Doug (RB), Chico State 1975
 Dukes, Mike (LB), Clemson 1964-65
 Du Lac, Bill (G), Eastern Mich. 1974-75
 Dumler, Doug (C), Nebraska 1973-75
 Durko, Sandy (S), Southern Cal 1973-74

Edmonds, Randy (LB), Geo. Tech 1971
 Eisenhower, Larry (DE), B. C. 1962-69

Falcon, Terry (G), Montana 1978-79
 Farmer, Lon (LB), Chattanooga 1964-66
 Feacher, Ricky (WR), Miss. Val. St. 1976
 Feldhausen, Paul (OT), N'rtl'nd 1968-69
 Felt, Dick (DB), Brigham Young 1962-66
 Ferguson, Vagas (RB), Notre Dame .. 1980-81
 Foreman, Chuck (RB), Miami (FL) 1980
 Forte, Ike (RB), Arkansas 1976-77
 Foster, Will (LB), E. Michigan 1973-74
 Fox, Tim (S), Ohio State 1976-81
 Francis, Russ (TE), Oregon 1975-80
 Fraser, Jim (LB-P), Wisconsin 1966
 Frazier, Charley (WR), Texas So. 1969-70
 Funchess, Tom (OT), Jack. St. 1968-70

Fussell, Tom (DE) LSU	1967	Kadziel, Ron (LB) Stanford	1972
Gallaher, Allen (OT), Southern Cal	1974	Kapp, Joe (QB) California	1970
Gamble, R. C. (RB), So. Car. St.	1968-69	Kecman, Dan (LB) Maryland	1970
Gardin, Ron (WR), Arizona	1971	Keeton, Durwood (S) Oklahoma	1975
Garrett, Carl (RB), N. Mex. High.	1969-72	Khayat, Ed (DT) Tulane	1966
Garrett, J. D. (RB), Grambling	1964-67	Kimber, Bill (OE) Florida State	1961
Garron, Larry (RB), Western Ill.	1960-68	Kiner, Steve (LB) Tennessee	1971, 73
Geddes, Bob (LB), UCLA	1973-75	King, Claude (RB) Houston	1962
Germany, Willie (S), Morgan State	1976	King, Steve (LB) Tulsa	1973-81
Gipson, Paul (RB), Houston	1973	Klein, Dick (OT) Iowa State	1961-62
Gladieux, Bob (RB), Notre Dame.	1969-72	Knief, Gayle (WR) Morningside	1970
Gogolak, Charlie (K), Princeton	1970-72	Koontz, Ed (LB) Catawba	1968
Golic, Bob (LB), Notre Dame	1979-81	Krakau, Merv (ILB) Iowa State	1978
Gonzalez, Noe (RB), SW Texas St.	1974	Larson, William (RB) Western Illinois ...	1960
Graff, Neil (QB), Wisconsin	1974-75	Lassiter, Ike (DE) St. Augustine's	1970-71
Graham, Art (WR), Boston Col.	1963-68	Lawson, Odell (RB) Langston	1970-71
Graham, Milt (OT), Colgate	1961-63	Lee, John (DE), Nebraska	1981
Graves, White (DB), LSU	1965-67	Lee, Keith (DB), Colorado St.	1981
Gray, Leon (OT), Jackson State	1973-78	Lee, Robert (G) Missouri	1960
Green, Jerry (RB), Georgia Tech	1960	Lenkaitis, Bill (C) Penn State	1971-81
Greene, Tom (QB), Holy Cross	1960	Leo, Bobby (WR) Harvard	1967-68
Grogan, Steve (QB), Kansas St.	1975-81	Leo, Charlie (G) Indiana	1960-62
Hagen, Halvor (G-DE), Weber St.	1971-72	Lindquist, Paul (DT) New Hampshire ...	1961
Haggerty, Mike (OT-DE), Miami	1971	Livingston, Walt (RB) Heidelberg	1960
Hall, Ron (DB), Missouri Valley	1961-67	Lofton, Oscar (OE) S. E. Louisiana	1960
Hamilton, Ray (QB), Oklahoma	1973-81	Long, Charlie (OT) Chattanooga	1961-69
Hammond, Kim (QB), Florida State ...	1968-70	Long, Mike (OE) Brandeis	1960
Hannah, John (G), Alabama	1973-81	Lott, Billy (RB) Mississippi	1961-63
Hanneman, Craig (DE) Oregon State .	1974-75	Loudd, Rommie (LB) UCLA	1961-62
Hare, Eddie (P) Tulsa	1979	Loukas, Angelo (G) Northwestern	1970
Harris, Rickie (DB) Arizona	1971-72	Lowery, Nick (K) Dartmouth	1978
Hartley, Ken (P), Catawba	1981	Lunsford, Mel (DE) Central (O.) State.	1973-80
Hasselbeck, Don (TE) Colorado	1977-81	Maitland, Jack (RB) Williams	1971-72
Hauser, Art (DT) Xavier	1960	Mallory, Irvin (DB) Virginia Union	1971
Hawkins, Mike (OLB) Texas A&I	1978-81	Mangum, John (DT) S. Mississippi ...	1966-67
Hayman, Conway (G) Delaware	1972	Marsh, Aaron (WR) Eastern Kentucky	1968-69
Haynes, Mike (CB) Arizona State	1976-81	Marshall, Al (WR) Boise State	1974
Henke, Karl (OT) Tulsa	1969	Martin, Donald (CB) Yale	1973
Hennessey, Tom (DB) Holy Cross ...	1965-66	Mason, Dave (S) Nebraska	1973
Herock, Ken (LB) West Virginia	1969	Massey, Jim (CB) Linfield	1974-75
Herron, Mack (RB) Kansas State	1973-75	Mass, Wayne (OT) Miami	1972
Hinton, Eddie (WR) Oklahoma	1974	Matthews, Bill (LB) So. Dak. St.	1979-81
Hoey, George (DB) Michigan	1972-73	Matthews, Henry (RB) Michigan State. ...	1972
Holloway, Brian (OT), Stanford	1981	May, Art (DE) Tuskegee	1971
Holmes, Ernie (NT) Texas Southern ...	1978	McAlister, James (RB/KR) UCLA	1978
Howard, Bob (CB) San Diego State ...	1975-77	McCall, Bob (RB) Arizona	1973
Huarte, John (QB) Notre Dame	1966-67	McComb, Don (DE) Bradley	1960
Hubach, Mike (P), Kansas	1980-81	McCray, Prentice (S) Arizona State ...	1974-80
Hudson, Bill (DT) Clemson	1965	McCurry, Dave (S) Iowa State	1974
Hunt, Jim Lee (DT) Prairie View	1961-71	McDougald, Doug (DE), VPI	1980
Hunt, Kevin (OT) Doane	1973	McGee, George (OT) Southern	1960
Hunt, Sam (LB) S. F. Austin	1974-79	McGee, Tony (DE) Bishop (Tex.)	1974-81
Hyland, Bob (C) Boston College	1977	McGrew, Larry (LB), USC	1980
Ilg, Ray (LB) Colgate	1967-68	McKay, Bob (OT) Texas	1976-78
Imhof, Martin (DE) San Diego State	1975	McKinnon, Don (LB) Dartmouth	1963-64
Ivory, Horace (RB) Oklahoma	1977-81	McMahon, Art (DB) N. Carolina St. ...	1968-72
Jackson, Harold (WR) Jackson State .	1978-81	McQuay, Leon (RB) Tampa	1975
Jackson, Honor (DB) Pacific	1972-73	Meixler, Ed (LB) Boston University	1965
Jacobs, Harry (DE-LB) Bradley	1960-62	Mildren, Jack (S) Oklahoma	1974
Jacobs, Ray (DT) Howard Payne	1969	Miller, Al (RB) Boston College	1960
Jagielski, Harry (DT) Indiana	1960-61	Mirich, Rex (DT) Northern Arizona	1970
James, Roland (DB) Tennessee	1980-81	Mitchell, Leroy (DB) Texas Southern .	1967-68
Janik, Tom (DB-P) Texas A & I	1969-71	Montler, Mike (OT) Colorado	1969-72
Jarvis, Ray (WR) Norfolk State	1979	Moore, Arthur (DT) Tulsa	1973-77
Jenkins, Ed (RB) Holy Cross	1974	Moore, Leroy (DE) Ft. Valley State ...	1961-62
Johnson, Andy (RB) Georgia ..	1974-76, 78-81	Morgan, Stanley (WR) Tennessee ...	1977-81
Johnson, Billy (DB) Nebraska	1966-69	Morris, Jon (C) Holy Cross	1964-74
Johnson, Daryl (DB) Morgan State ...	1968-71	Mosier, John (TE) Kansas	1973
Johnson, Ellis (RB) S. E. Louisiana ...	1965-66	Moss, Roland (TE) Toledo	1971
Johnson, Joe (OE) Boston College ...	1960-61	Murphy, Bill (WR) Cornell	1968
Johnson, Preston (RB) Florida A & M. ...	1968	Nance, Jim (RB) Syracuse	1965-71
Jones, Ezell (OT) Minnesota	1969-70	Neighbors, Billy (G) Alabama	1962-1965
Jordan, Shelby (OT) Wash. (Mo.) .	1975, 77-81	Nelson, Steve (LB) N. Dakota St.	1974-81
		Neumann, Tom (RB) Northern Michigan.	1963

Neville, Tommy (OT) Mississippi St. . 1965-77
Nichols, Bob (TE) Boston University . 1967-68

Oakes, Don (OT) Virginia Tech 1963-68
O'Hanley, Ross (DB) Boston College 1960-65
Osley, Willie (CB) Illinois 1974
Outlaw, John (DB) Jackson State . . 1969-1972
Owen, Tom (QB) Wichita State 1976-81

Parilli, Babe (QB) Kentucky 1961-67
Patrick, Mike (P) Mississippi State . . 1975-78
Patton, Jerry (DE) Nebraska 1975
Pennywell, Carlos (WR) Grambling . . 1978-81
Perkins, Willis (G) Texas Southern 1961
Philpott, Ed (LB) Miami (O) 1967-71
Phillips, Jess (RB) Michigan State . . 1976-77
Plunkett, Jim (QB) Stanford 1971-75
Pope, Ken (CB) Oklahoma 1974
Porter, Willie (DB) Texas Southern 1968
Posey, David (K) Florida 1978
Price, Kenny (LB) Iowa 1971
Pruett, Perry (DB) North Texas State . . . 1971
Puetz, Garry (OG) Valparaiso 1979-81
Purvis, Vic (WR) S. Mississippi 1966-67
Pyne, George (OT) Olivet 1965

Rademacher, Bill (WR) N. Mich. St. . . 1969-70
Ratkowski, Ray (RB) Notre Dame 1961
Ray, Eddie (RB-P) LSU 1970
Reilly, Kevin (LB) Villanova 1975
Reynolds, Bob (OT) Bowling Green . . 1972-73
Reynolds, Tom (WR) San Diego State . . . 1972
Richardson, Al (DE) Grambling 1960
Richardson, Jesse (DT) Alabama 1962-64
Richardson, Tom (WR) Jackson State 1969-70
Robotti, Frank (LB-RB) Boston College . 1961
Romaniszyn, Jim (LB) Edinboro St. (PA). 1976
Romeo, Tony (TE) Florida State 1962-67
Romine, Al (DB) Florence State 1961
Rowe, Dave (DT) Penn State 1971-73
Rucker, Reggie (WR) Boston Univ. . . 1971-74
Rudolph, Jack (LB) Georgia Tech 1960-65

Sanders, John (S) South Dakota 1974-76
Sanford, Rick (CB/S) South Carolina . 1979-81
Sardisco, Tony (G) Tulane 1960-62
Satcher, Doug (LB) S. Mississippi . . . 1966-68
Scarpito, Bob (WR-P) Notre Dame 1968
Schaum, Greg (DE) Michigan State 1978
Schmidt, Bob (OT) Minnesota 1964
Schottenheimer, Marty (LB) Pittsbrgh. 1969-70
Schubert, Steve (WR) UMass 1974
Schwedes, Gerhardt (RB) Syracuse . . 1960-61
Scott, Clarence (DB) Morgan State . . . 1969-72
Sellers, Ron (WR) Florida State 1969-71
Sherman, Tom (QB-DB) Penn State . . 1968-69
Shiner, Dick (QB) Maryland 1973-74
Shoate, Rod (LB) Oklahoma 1975-81
Shonta, Chuck (DB) Eastern Michigan 1960-67
Simerson, John (OT) Purdue 1961
Singer, Carl (OT) Purdue 1966-68
Smith, Donnell (DE) Southern Univ. . . 1973-74
Smith, Hal (DT) UCLA 1960

Smith, John (K) Southhampton (Eng.) 1974-81
Snyder, Al (WR) Holy Cross 1964
Soltis, Bob (DB) Minnesota 1960-61
Songin, Ed (Butch) (QB) B. C. 1960-61
Stenger, Brian (LB) Notre Dame 1973
Stephens, Tom (DB-TE) Syracuse . . . 1960-64
Stingley, Darryl (WR) Purdue 1973-77
St. Jean, Lennie (G) N. Michigan 1964-73
Stolberg, Eric (WR) Indiana 1971
Striegel, Bill (LB) College of Pacific . . . 1960
Studstill, Pat (P) Houston 1972
Sturt, Fred (G) Bowling Green 1976-78
Suci, Bob (DB) Michigan State 1963
Swanson, Terry (P) Massachusetts . . 1967-68
Sweet, Joe (WR) Tennessee State 1974
Sykes, Alfred (WR) Florida A & M 1971

Taliaferro, Mike (QB) Illinois 1968-71
Tanner, John (LB-DE) Tenn. Tech. . . . 1973-74
Tarver, John (RB) Colorado 1972-74
Tatupu, Mosi (RB) S. California 1978-81
Thomas, Donnie (LB) Indiana 1976
Thomas, Gene (RB) Florida A & M 1968
Tipton, Dave (NT) Western Illinois . . . 1975-76
Toler, Ken (WR), Mississippi 1981
Toner, Ed (DT) Massachusetts 1967-70
Towns, Bobby (DB) Georgia 1961
Trull, Don (QB) Baylor 1967
Turner, Bake (WR) Texas Tech 1970

Vataha, Randy (WR) Stanford 1971-76

Walker, Mike (K) None 1972
Washington, Clyde (DB) Purdue 1960-61
Washington, Mark (CB) Morgan State . . . 1979
Watson, Dave (G) Georgia Tech. 1963-64
Webb, Don (DB) Iowa State 1961-71
Webster, George (LB) Michigan State 1974-76
Weisacosky, Ed (LB) Miami 1971-72
Welch, Claxton (RB) Oregon 1973
Wells, Billy (RB) Michigan State 1960
West, Mel (DB) Missouri 1961
Westbrook, Don (WR) Nebraska 1977-81
Whalen, Jim (TE) Boston College 1965-69
Whetler, Dwight (T) Tennessee State 1978-81
White, Harvey (QB) Clemson 1960
White, Jeff (K-P) Texas El Paso 1973
White, Jim (DE) Colorado State 1972
Whittingham, Fred (LB) California Poly . . 1970
William, J.R. (LB-C) La. Tech 1968-70
Wilson, Darrell (DB) Conn. 1981
Wilson, Ed (QB) Arizona State 1965
Wilson, Jerrel (P) S. Mississippi 1978
Wilson, Joe (RB) Holy Cross 1974
Windsor, Bob (TE) Kentucky 1972-75
Wirgowski, Dennis (DE) Purdue 1970-72
Witt, Mel (DT) Arlington State 1967-70
Wright, Elmo (WR) Houston 1975

Yates, Bob (Ot-G-C) Syracuse 1960-65
Yewcic, Tom (P-QB) Michigan State . . 1961-66

Zabel, Steve (LB) Oklahoma 1975-78
Zamberlin, John (LB) Pac. Lutheran . . . 1979-81

FOR THE RECORD

There are 21 players in the club's history who have played in 100 or more games as a Patriot. Topping the list with 159 games is OT Tom Neville (1965-77). Among the active squad, DE Julius Adams has played the most games (139) as a Patriot while OG John Hannah is close behind with 130 games in a Patriot uniform.

ALL TIME PATRIOTS' PLAYER DRAFT

1982

1a. Ken Sims, 1 (DE) Texas. 1b. Lester Williams, 27 (DT) Miami (FL) (choice from San Francisco in TE Russ Francis deal). 2. own choice (29th overall) traded to San Francisco. 2a. Robert Weathers, 40 (RB) Arizona State (choice from San Diego in FS Tim Fox deal.) 2b. Andre Tippett, 41 (LB) Iowa (choice from San Francisco). 2c. Darryl Haley, 55 (OT) Utah (choice from San Francisco). 3a. Cedric Jones, 56 (WR/KR) Duke. 3b. Clayton Weishuhn, 60 (LB) Angelo State (choice from Seattle for RB Horace Ivory). 4a. George Crump, 85 (DE) East Carolina. 4b. Brian Ingram, 111 (LB) Tennessee (choice from San Francisco in TE Russ Francis deal). 5. Fred Marion, 112 (DB) Miami (FL). 6. Ricky Smith, 141 (DB) Alabama State. 7. Jeff Roberts, 168 (LB) Tulane. 8. Ken Collins, 197 (LB) Washington State. 9. Kelvin Murdock, 224 (WR) Troy State. 10. Brian Clark, 253 (K) Florida. 11a. used to select WR Chy Davidson of Rhode Island in 1981 supplemental draft. 11b. Steve Sandon, 296 (QB) Northern Iowa (choice from NY Giants for DB Bill Currier). 12. Greg Taylor, 308 (WR/KR) Virginia.

1981

1. Brian Holloway, 19 (OT) Stanford. 2. Tony Collins, 47 (RB/KR) East Carolina. 3. choice to Minnesota for RB Chuck Foreman. 4. Don Blackmon, 102 (LB) Tulsa. 5. Steve Clark, 130 (DE) Kansas State. 6. Ron Wooten, 157 (OG) North Carolina. 7. Ken Toler, 185 (WR) Mississippi. 8a. Ken Naber, 194 (P) Stanford (choice from New Orleans for OG Sam Adams). 8b. Lin Dawson, 212 (TE) North Carolina State. 9. choice to Detroit for LB Ed O'Neil. 10. choice to Cleveland for DE Ernest Pirce. 11. Brian Buckley, 295 (QB) Harvard. 12. Cris Crissy, 323 (DB/KR) Princeton.

1980

1a. Roland James, 14 (DB), Tennessee. 1b. Vagas Ferguson, 25 (RB), Notre Dame (choice from Houston in OT Leon Gray deal). 2. Larry McGrew, 45 (LB) USC. 3. Steve McMichael, 73 (DT) Texas. 4. choice to Los Angeles in WR Harold Jackson deal. 5. Doug McDougald, 124 (DE), VPI. 6a. choice to Cleveland for DE Mike St. Clair. 6b. Preston Brown, 160 (WR/KR) Vanderbilt (choice from Houston in OT Leon Gray deal). 7. Tom Kearns, 180 (OG) Kentucky. 8. Mike House, 208 (TE) Pacific. 9. Barry Burget, 235 (LB) Oklahoma. 10. Tom Daniel, 266 (OC) Georgia Tech. 11. Mike Hubach, 293 (P) Kansas. 12. Jimmy Jordan, 320 (QB) Florida State.

1979

1. Rick Sanford, 25, (DB) South Carolina. 2. Bob Golic, 52, (LB) Notre Dame. 3. (Choice to Los Angeles). 4. Eddie Hare, 106, (P) Tulsa. 5. John Zamberlin, 135, (LB) Pacific Lutheran. 6. (Choice to Pittsburgh). 7. Judson Flint, 177, (DB) Memphis State (choice from Washington, choice forfeited). 8. Randy Love, 216, (RB) Houston. 9. John Spagnola, 245, (TE) Yale. 10. Martin Cox, 270, (WR) Vanderbilt (choice from Denver); Allan Clark, 271, (RB) Northern Arizona. 11. (Choice to Washington). 12. (Choice to Detroit).

1978

1. Bob Cryder, 18, (G) Alabama. 2. Matt Cavanaugh, 50, (QB) Pittsburgh. 3. Carlos Pennywell, 77, (WR) Grambling. 4. Dwight Wheeler, 102, (T) Tennessee State. 5. Bill Matthews, 129, (LB) South Dakota State. 6. Kem Coleman, 156, (LB) Mississippi. 7. Mike Hawkins, 188, (LB) Texas A&I. 8. Terry Falcon, 198, (G) Montana (choice from Buffalo through Philadelphia); Mosi Tatupu, 215, (RB) Southern California. 9. Tim Petersen, 242, (LB) Arizona State. 10. Bryan Ferguson, 269, (DB) Miami. 11. Charlie Williams, 296, (LB) Florida. 12. John Gibney, 328, (C) Colgate.

1977

1. Raymond Clayborn, 16, (DB) Texas (choice from San Francisco); Stanley Morgan, 25, (WR) Tennessee. 2. Horace Ivory, 44, (RB) Oklahoma (choice from San Francisco); Don Hasselbeck, 52, (TE) Colorado. 3. Sidney Brown, 82, (DB) Oklahoma. 4. Gerald Skinner, 109, (T) Arkansas. 5. (Choice to St. Louis). 6. (Choice to Houston). 7. Ken Smith, 192, (WR) Arkansas-Pine Bluff. 8. Brad Benson, 219, (G) Penn State. 9. Jerry Vogeles, 249, (LB) Michigan. 10. John Rasmussen, 276, (T) Wisconsin; Giles Alexander, 279, (DE) Tulsa (choice from Oakland). 11. Ray Costict, 303, (LB) Mississippi State. 12. Dave Preston, 333, (RB) Bowling Green.

1976

1. Mike Haynes, 5, (DB) Arizona State; Pete Brock, 12, (C) Colorado (choice from San Francisco); Tim Fox, 21, (DB) Ohio State (choice from Houston through San Francisco). 2. Ike Forte, 35, (RB) Arkansas. 3. (Choice to Chicago). 4. (Choice to Cleveland through Philadelphia). 5. (Choice to San Diego). 6. (Choice to New York Giants); Greg Boyd, 170, (DE) San Diego State. 7. (Choice to Cincinnati); Perry Brooks, 202 (DT) Southern (choice from Houston). 8. (Choice to Philadelphia); Stu Betts, 235, (RB) Northern Michigan (choice from Minnesota). 9. Doug Beaudoin, 243, (DB) Minnesota. 10. Ricky Feacher, 270, (WR) Miss. Valley. 11. Donnie Thomas, 298, (LB) Indiana. 12. Nathaniel Bell, 325, (DT) Tulane. 13. James Jones, 352, (DB) Central Michigan. 14. David Quehl, 382, (WR) Holy Cross. 15. Bernard Coleman, 409, (WR) Bethune-Cookman. 16. Clifford Brown, 436, (DT) Tuskegee. 17. Todd Anderson, 465, (C) Stanford.

1975

1. Russ Francis, 16, (TE) Oregon. 2. Rod Shoate, 41, (LB) Oklahoma. 3. Pete Cusick, 66, (DT) Ohio State. 4. Allen Carter, 86, (RB) So. California (choice from San Diego through Cleveland); Steve Burks, 91, (WR) Arkansas State. 5. Steve Grogan, 116, (QB) Kansas State; Steve Freeman, 117, (DB) Mississippi St. (choice from Philadelphia). 6. (Choice to Detroit). 7. Lawrence Williams, 172, (WR) Texas Tech. 8. (Choice to Chicago). 9. (Choice to Pittsburgh). 10. (Choice to Pittsburgh). 11. Rene Garnett, 272, (DB) Idaho State. 12. Matt Kendon, 297, (DT) Idaho State; Conredge Holloway, 306, (QB-DB) Tennessee (choice from Washington). 13. Joe Harvey, 328, (DE) Northern Michigan. 14. Tom Gossom, 353, (WR) Auburn. 15. Don Clayton, 378, (RB) Murray State. 16. Kerry Marbury, 403, (RB) West Virginia. 17. Myke Horton, 428, (T) UCLA.

1974

1. (Choice to San Francisco). 2. Steve Corbett, 30, (G) Boston College (choice from Chicago); Steve Nelson, 34, (LB) North Dakota State. 3. (Choice to Chicago through Washington). 4. (Choice to Cincinnati). 5. Andy Johnson, 113, (RB) Georgia; Charlie Battle, 124, (LB-DE) Grambling (choice from Washington through New Orleans). 6. (Choice to Baltimore); Chuck Ramsey, 141, (P) Wake Forest (choice from Philadelphia). 7. (Choice to Pittsburgh); Maury Damkroger, 178, (LB) Nebraska (choice from Washington). 8. (choice to Chicago). 9a. Ed McCartney, 209, (TE) Northeast Oklahoma (from Houston); 9b. (choice to Washington). 10. (Choice to Pittsburgh). 11. Archie Gibson, 268, (RB) Utah State. 12. Eddie Foster, 296, (T) Oklahoma. 13. Phil Benett, 321, (RB) Boston College. 14. Cecil Bowens, 346, (RB) Kentucky. 15. Sam Hunt, 374, (LB) Stephen F. Austin. 16. Lucious Selmon, 399, (DT) Oklahoma. 17. Gary Hudson, 424, (DB) Boston College.

1973

1. John Hannah, 4, (G) Alabama; Sam Cunningham, 11, (RB) So. California (choice from Los Angeles); Darryl Stingley, 19, (WR) Purdue (choice from Chicago). 2. (Choice to Cleveland through N.Y. Giants). 3. Brad Dusek, 56, (DB) Texas A&M; Charles Davis, 79, (RB) Alcorn A&M (choice from Dallas). 4. Allen Gallaher, 82, (T) So. California. 5. Doug Dumler, 193, (C) Nebraska. 6. (Choice to New Orleans). 7. (Choice to Miami). 8. Isaac Brown, 185, (RB) W. Kentucky. 9. David Callaway, 212 (T) Texas A&M. 10. Dan Ruster, 238, (DB) Oklahoma. 11. Homer May, 264, (TE) Texas A&M. 12. Bruce Barns 290, (P) UCLA. 13. Alan Lowry, 316, (DB) Texas. 14. Raymond Hamilton, 342, (LB) Oklahoma. 15. Conde Pugh, 358, (DB) Norfolk State. 16. Mike Kutter, 394, (DE) Concordia. 17. Eddie McAshan, 418, (QB-DB) Georgia Tech.

1972

1. (Choice to Minnesota as compensation for Joe Kapp). 1-b. Choice from Los Angeles for Phil Olsen sent to NY Giants in trade for Fred Dryer. 2. (Choice to Dallas); Tom Reynolds, 49, (WR) San Diego State (choice from Kansas City). 3. (Choice to Dallas); Jim White, 73, (DE) Colorado State U. (choice from Washington through Los Angeles). 4. (Choice to Dallas). 5. (Choice to Baltimore); Ron Bolton, 124, (DB) Norfolk State (choice from Oakland). 6. (Choice to Atlanta through New York Giants). 7. Clark Hoss, 165, (TE) Oregon State; John Tarver, 165, (RB) Colorado (choice from San Diego). 8. Steve Beyrle, 195, (G) Kansas State. 9. Mike Kelson, 220, (T) Arkansas. 10. Mel Caraway, 245, (DB) N.E. Oklahoma. 11. Rodney Cason, 269, (T) Angelo State. 12. Steve Booras, 295, (DE) Mesa J.C. 13. Sam Elmore, 325, (DB) E. Michigan. 14. Ed Rideout, 350, (WR) Boston College. 15. Joel Klimek, 375, (TE) Pittsburgh. 16. Eric Dahl, 400, (DB) San Jose State. 17. Junior Ah You, 425, (LB) Arizona State.

1971

1. Jim Plunkett, 1, (QB) Stanford. 2. Julius Adams, 27, (DT) Texas Southern. 3. (Choice to Buffalo through Oakland). 4. (Choice to Denver). 5. Tim Kelly, 105, (LB) Notre Dame. 6. David Hardt, 131, (TE) Kentucky. 7. (Choice to Oakland). 8. (Choice to Buffalo). 9. Josh Ashton, 209, (RB) Tulsa. 10. Layne McDowell, 235, (T) Iowa. 11. Dan Schneiss, 251, (TE) Nebraska. 12. John Rodman, 287, (T) Northwestern. 13. Lewis Swain, 313, (DB) Alabama A&M. 14. Alfred Sykes, 339, (WR) Florida A&M. 15. Nick McGarry, 365, (TE) Massachusetts. 16. Jim Zikmund, 391, (DB) Kearney State. 17. Ronald Leigh, 417, (DE) Elizabeth City St.

1970

1. Phil Olsen, 4, (DT) Utah State. 2. (Choice to Houston). 3. Mike Ballou, 56, (LB) UCLA. 4. Eddie Ray, 83, (DB) LSU. 5. Bob Olson, 107, (LB) Notre Dame (choice from Miami); (choice to New York Jets). 6. (Choice to Buffalo). 7. Odell Lawson, 160, (RB) Langston, Okla. 8. (Choice to New York Jets). 9. Dennis Wirgowski, 212, (DE) Purdue. 10. Henry Brown, 239, (K-WR) Missouri. 11. Dennis Bramlett, 264, (T) Texas-El Paso. 12. Greg Roero, 291, (DT) New Mex. Highlands. 13. Ronnie Shelley, 316, (DB) Troy State. 14. Garvie Craw, 343, (RB-TE) Michigan. 15. Kent Schoolfield, 368, (WR) Florida A&M. 16. Otis McDaniel, 395, (DE) Tuskegee. 17. Joe Killingsworth, 420, (WR) Oklahoma.

1969

1. Ron Sellers 6, (SE) Florida State. 2. Mike Montler 32, (G) Colorado. 3. Carl Garrett, 58, (RB) N.M. Highlands. 4. (Choice to Denver through Kansas City). 5. Onree Jackson, 110, (QB) Alabama A&M. 6. (Choice to Oakland). 7. Rick Hackley, 162, (T) New Mexico State. 8. Bob Gladioux, 188, (RB) Notre Dame. 9. Steve Alexakos, 209 (G-LB) San Jose State (choice from Buffalo); Joe Walker, 214, (DE) Albany State. 10. Dennis Devlin, 240, (DB) Wyoming. 11. Barry Gallup 266, (SE) Boston College. 12. Richard Lee 292, (DT) Grambling. 13. Joe Leasey, 318, (LB) Alcorn A&M. 14. John Cagle, 344, (LB) Clemson. 15. Brant Conley, 370, (RB-P) Tulsa. 16. Jim Vuono, 396, (LB) Adams State. 17. George Muse, 472, (LB-DB) Grambling.

1968

1. Dennis Byrd, 6, (DT) North Carolina State. 2. Tom Funchess, 32, (T) Jackson State. 3. Aaron Marsh, 60, (FL) Eastern Kentucky. 4. R. C. Gamble, 88, (RB) South Carolina State. 5. Jim Smithberger, 116, (DB) Notre Dame. 6. (Choice to Cincinnati). 7. John Schneider, 170, (QB) Toledo. 8. Daryl Johnson, 197, (DB) Morgan State. 9. (Choice to Houston). 10. John Outlaw, 249, (DB) Jackson State. 11. Paul Feldhausen, 278, (T) Northland, Wis. 12. James Cheyunski, 305, (LB) Syracuse. 13. Max Huber, 332, (T) Brigham Young. 14. Henry McKay, 358, (E) Guilford. 15. Art McMahan, 385, (DB) No. Carolina State. 16. Charles Fulton, 413, (RB) Tennessee. 17. Ed Koontz, 440, (LB) Catawba.

1967

1. John Charles, 21, (DB) Purdue. 2. (Choice to Kansas City). 3. (Choice to New York Jets). 4. Ed Philpott, 101, (DE) Miami (Ohio). 5. Melvin Witt, 128, (DE) Arlington State. 6. Ron Medlen, 154, (DE) SMU. 7. Robert Leo, 180, (HB) Harvard. 8. Tom Fussell, 206, (DT) LSU. 9. Charlie Thornhill, 232, (DB) Michigan State. 10. John Runnels, 257, (LB) Penn State. 11. Leroy Mitchell, 283, (FL) Texas Southern. 12. Dave Davis, 310, (T) Harvard. 13. Ray Iig, 336, (LB) Colgate. 14. Bobby Beard, 361, (LB) Auburn. 15. Tom Foliard, 388, (LB) Mississippi State. 16. Dik Nocera, 414, (HB) Southern Conn. 17. Bobby Nichols, 440, (TE) Boston University.

1966

1. Karl Singer, (T) Purdue; Willie Townes, (T) Tulsa. 2. Jim Boudreaux, (T) La. Tech; Ken Avery, (LB) Miss. Southern. 3. Harold Lucas, (T) Mich. State; Ed Toner, (G) U. Mass. 4. (Choice to New York); Heath Wingate, (T) Bowling Green. 5. John Mangum, (T) Miss. Southern; Ray Perkins, (E) Alabama. 6. Dan Irby, (T) Louis. Tech.; Joe Avezzano, (G) Florida State. 7. Jim Battles, (T) Southern U.; Brent Caston (DB) Mississippi. 8. Sam Montgomery, (DB) Southern; Tom Schaefer, (RB) Chattanooga. 9. Doug Satcher, (LB) Southern; Jack White, (QB) Penn State. 10. Dennis Brewster, (T) BYU; Bob Ellis, (HB) Massachusetts. 11. (Choice to New York); Jay Marion, (DB) Wyoming. 12. Dick Fugere, (LB) Cincinnati. 13. Tom Carr, (FB) Bates St. 14. Bob Hall, (DB) Brown. 15. Billy Laird, (QB) La. Tech. 16. Buddy Owens, (G) Michigan State. 17. Dick Capp, (DE) Boston College. 18. John Pincavage, (E-DB) Virginia. 19. Joe Novogratz, (G) Pittsburgh. 20. Paul Soule, (HB) Bowdoin.

1965

1. Jerry Rush, (T) Michigan State; Dave McCormick, (T) LSU. 2. (Choice to Houston); Bob Kowlowski, (T) Virginia. 3. Jim Whalen, (E) Boston College; Bob Cappadonna, (FB) Northeastern. 4. Ellis Johnson, (HB) S.E. Louisiana; Dick Arrington, (G) Notre Dame. 5. Corwyn Aldredge, (E) N.W. Louisiana; Dennis Smith, (DE) Cincinnati. 6. Justin Canale, (G) Mississippi State; Billy Ezell, (DB) LSU. 7. Tom Neville, (T) Mississippi State; John Hankinson, (QB) Minnesota. 8. Fred Brown, (E) Miami; Beau Colle, (DB) LSU. 9. Bob Malone, (T) Louisiana Tech.; Charles Brown, (T) Tulsa. 10. (Choice to Buffalo); Dave Hettema, (T) New Mexico. 11. John Frechette, (T) Boston College; Roy Schmidt, (G) Long Beach State. 12. Jim Weatherly, (DB) Mississippi; Leon Stanridge, (E) San Diego State. 13. Charlie Green, (QB) Wittenberg. 14. Jay Cunningham, (HB) Bowling Green. 15. Ted Rodosevitch, (G) Cincinnati. 16. George Pyne, (T) Olivet. 17. White Graves, (DB) LSU; Dave Lee, (E) Louisiana Tech. 18. Ed Meixler, (LB) Boston University. 19. Jim Nance (FB) Syracuse. 20. Fred Fugazzi, (FB) Missouri Valley.

1964

1. Jack Concannon, (QB) Boston College. 2. Jim Kelly, (E) Notre Dame. 3. (Choice to Denver). 4. Jon Morris, (E) Holy Cross. 5. (Choice to San Diego). 6. Jim Mazurek, (G) Syracuse. 7. T. W. Alley, (T) William & Mary. 8. J. D. Garrett, (HB) Grambling; Roger Lalonde, (T) Muskingum. 9. Leonard St. Jean, (E) N. Michigan. 10. (Choice to Buffalo). 11. Jim Barrett, (HB) Boston College. 12. (Choice to Kansas City). 13. Joe Scarpatti, (DB) N. Carolina State. 14. Jim Wilson, (T) Georgia. 15. Tony Gibbons, (T) John Carroll. 16. Pete Pedro, (HB) West Texas State. 17. Gary Wood, (QB-HB) Cornell. 18. Joe Tiller, (T) Montana State. 19. Bill Dawson, (E) Florida State. 20. Lonnie Farmer, (LB) Chattanooga. 21. Tony Lawrence, (T) Bowling Green. 22. Dave Archer, (T) Syracuse. 23. Dave Humenick, (T) Notre Dame. 24. Larry Bartolameci, (T) West Virginia. 25. Bryan Generalovich, (E) Pittsburgh. 26. Dick Niglio, (HB) Yale.

1963

1. Art Graham, (E) Boston College. 2. LeRoy Jordan, (C) Alabama. 3. Bob Vogel, (T) Ohio State. 4. Bob Reynolds, (T) Bowling Green. 5. Lou Cioci, (G) Boston College. 6. Sam Silas, (T) Southern Illinois. 7. Dick Williamson, (E) Alabama. 8. Rod Foster, (G) Ohio State. 9. Jim Simon, (E) Miami. 10. Don McKinnon, (C) Dartmouth. 11. Dave Hayes, (FB) Penn State (choice from Houston); Dave Watson, (G) Georgia Tech. 12. Bill Gambrell, (HB) South Carolina (choice from Buffalo); Tim Gauntner, (HB) John Carroll. 13a. Dave Adams, (T) Arkansas. 13b. Ralph Ferrissi, (FB) So. Connecticut. 14. Whaley Hall, (T) Mississippi. 15. Bob Dentel, (C) Miami. 16a. Wes Bryant, (T) Arkansas. 17. Tom Neumann, (HB) Michigan. 18. Dave O'Brien, (T) Boston College. 19. Pat McCarthy, (QB) Holy Cross. 20. Jim Bradshaw, (HB) Chattanooga. 21. Gary Sherman, (HB) Bowling Green. 22. Nate Craddock, (FB) Parsons. 23. Al Snyder, (HB) Holy Cross. 24. Dick Schultz, (T) Ohio. 25. Dennis Gaubatz, (G) Louisiana State U. 26. Jim Tullis, (HB) Florida A&M. 27. Dave Adama, (T) Arkansas. 28. Ron Whaley, (HB) Chattanooga. 29. Dock Kelly, (G) Georgia.

1962

1. Gary Collins, (E) Maryland. 2. LeRoy Jackson, (HB) W. Illinois. 3. Sherwyn Thorson, (G) Iowa. 4. (Choice to Houston). 5. (Choice to Dallas). 6. Bill Neighbors, (T) Alabama. 7. John Schopf, (T) Michigan. 8. Benny McRae, (HB) Michigan. 9. Bill Triplett, (FB) Miami, Ohio. 10. John Knight, (HB) Valparaiso. 11. (Choice to Buffalo). 12. (Choice to Oakland). 13. Nick Buoniconti, (G) Notre Dame. 14. Chas. Sieminski, (T) Penn State. 15. Gerry Goerlitz, N. Michigan. 16. Ken Byers, (G) Cincinnati. 17. Scott Maentz, (E) Michigan. 18. Tom Chandler, (T) Florida A&M. 19. Ron Meyers, (E) Villanova. 20. Tom Neck, (HB) LSU. 21. John Traynham, (HB) VMI. 22. Bob Asack, (T) Columbia. 23. Walt Crate, (HB) Penn Military. 24. Don Christman, (C) Richmond. 25. Bob Stem, (C) Richmond. 26. Jim Field, (QB) LSU. 27. Al Gursky, (HB) Penn State. 28. Charles Dickerson, (T) Illinois. 29. Julius Fincke, (T) McNeese State. 30. John L. Finn, (T) Louisville. 31. Mike Ingram, (G) Ohio State. 32. Charles Taylor, (HB) Mississippi. 33. Steve Jastrzembski, (E) Pittsburgh. 34. Ray Lardani, (T) Miami (Fla.).

1961

1. Tommy Mason, (HB) Tulane. 2. Rip Hawkins, (C) North Carolina. 3. Danny LaRose, (E) Missouri. 4. Mike Zeno, (G) Virginia Tech. 5. Fran Tarkenton, (QB) Georgia. 6. Larry Eisenhauer, (T) Boston College. 7. Paul Terhes, (QB) Bucknell. 8. Charles Long, (G) Chattanooga. 9. Roland Lakes, (C) Wichita. 10. Richard Mueller, (E) Kentucky. 11. Mel West, (HB) Missouri. 12. Wayne Harris, (C) Arkansas. 13. Dan Underwood, (T) McNeese State. 14. James Wright, (QB) Memphis State. 15. (Choice to Dallas). 16. George Balthazar, (T) Tennessee A&I. 17. Ray Ratkowski, (HB) Notre Dame. 18. Tom Rodgers, (HB) Kentucky. 19. Joe Bellino, (HB) Navy. 20. Clarence Childs, (HB) Florida A&M. 21. Dan Oakes, (G) VPI. 22. Bob Johnson, (E) Michigan. 23. Darrel DeDecker, (C) Illinois. 24. Don Webb, (HB) Iowa State. 25. Robert Minihane, (T) Boston University. 26. Charles Granger, (T) Southern U. (La.). 27. Terry Huxhold, (T) Wisconsin. 28. Bryant Harvard, (QB) Auburn. 29. Ernie McMillan, (T) Illinois. 30. George Hulz, (T) Mississippi Southern.

Buddy Allen, (HB) Utah State; Ron Burton, (HB) Northwestern; Dale Chamberlain, (FB) Miami, O.; Henry Christopher, (E) SMU; Dan Colchicco, (E) San Jose State; Jack Cummings, (QB) North Carolina State; James Davis, (C) Oklahoma; Sarafine Fazio, (C) Pittsburgh; Max Fugler, (C) LSU; Jim Gardner, (T) Duke; James Goodyear, (T-G) Wake Forest; Dave Harris, (HB) Kansas; Al Henderson, (T) Colorado State; James Hickman, (T-G) Penn State; Robert Krantz, (FB) Penn State; Joe Kulbacki, (HB) Purdue; Dee Mackey, (E) E. Texas St.; Leon Manley (G) W. Texas St. Cliff Manning (T-G) Hardin-Simmons; Pete Manning, (E) Wake Forest; Edward Mazurek, (T) Xavier; Bell Meglen, (G) Utah State; Frank Mestnik, (FB) Marquette; Ron Mix, (T) USC; Irvin Nikolai, (E) Stanford; Jim Prestel, (T) Idaho; Bob Salerno, (G) Colorado; Ger Schwedes, (HB) Syracuse; Richard Soergel, (QB) Oklahoma St.; Larry Wagner, (T) Vanderbilt; Harvey White, (QB) Clemson; Tirey Wileman, (HB) SMU; Gary Wisener, (E) Baylor.

PLAYOFF TIE-BREAKERS

DIVISION TIES

If, at the end of the regular season, two or more clubs in the same division finish with the best won-lost-tied percentage, the following steps will be taken until a champion is determined:

Two Clubs

1. Head-to-Head (best won-lost-tied) percentage in games between the clubs.
2. Best won-lost-tied percentage in games played within the division.
3. Best won-lost-tied percentage in games played within the conference.
4. Best won-lost-tied percentage in common games, if applicable.
5. Best net points in division games.
6. Best net points in all games.
7. Strength of schedule.
8. Best net touchdowns in all games.
9. Coin toss.

Three or More Clubs

(Note: If two clubs remain tied after a third club is eliminated during any step, tie-breaker reverts to Step One of two-club format.)

1. Head-to-Head (best won-lost-tied percentage in games among the clubs.)
2. Best won-lost-tied percentage in games played within the division.
3. Best won-lost-tied percentage in games played within the conference.
4. Best won-lost-tied percentage in common games.
5. Best net points in division games.
6. Best net points in all games.
7. Strength of schedule.
8. Best net touchdowns in all games.
9. Coin toss.

WILD CARD TIES

If necessary to break ties to determine the two Wild Card clubs from each conference, the following steps will be taken:

1. If all the tied clubs are from the same division, apply division tie-breaker.
2. If the tied clubs are from different divisions, apply the following steps:

(Note: If two clubs remain tied after third or other clubs eliminated, tie breaker reverts to Step One of applicable two-club format.)

Two Clubs

1. Head-to-Head, if applicable.
2. Best won-lost-tied percentage in games played within the conference.
3. Best won-lost-tied percentage in common games, minimum of four.
4. Best net points in conference games.
5. Best net points in all games.
6. Strength of schedule
7. Best net touchdowns in all games.
8. Coin toss.

Three or More Clubs

1. Head-to-Head sweep (applicable only if one club has defeated each of the others or one club has lost to each of the others.)
2. Best won-lost-tied percentage in games played within the conference.
3. Best won-lost-tied percentage in common games, minimum of four.
4. Best net points in conference games.
5. Best net points in all games.
6. Strength of schedule.
7. Best net touchdowns in all games.
8. Coin toss.

PATRIOTS' YEAR-BY-YEAR LEADERS

RUSHING

Year	Player	Att.	Yds.	Avg.	LG	TD
1960	Alan Miller	101	416	4.2	33	1
1961	Billy Lott	100	461	4.7	38	5
1962	Ron Burton	134	548	4.0	59	2
1963	Larry Garron	179	750	4.1	47t	2
1964	Larry Garron	183	585	3.2	16	2
1965	Jim Nance	111	321	2.9	20	5
1966	Jim Nance	299	1458	4.9	65t	11
1967	Jim Nance	269	1216	4.5	53	7
1968	Jim Nance	177	593	3.4	30t	4
1969	Jim Nance	193	750	3.9	43	6
1970	Jim Nance	145	522	3.6	21	7
1971	Carl Garrett	181	784	4.3	38	1
1972	Josh Ashton	128	546	4.3	35	3
1973	Sam Cunningham	155	516	3.3	25	4
1974	Mack Herron	231	824	3.6	28	7
1975	Sam Cunningham	169	666	3.9	17	6
1976	Sam Cunningham	172	824	4.8	24	3
1977	Sam Cunningham	270	1015	3.8	31t	4
1978	Sam Cunningham	199	768	3.9	52t	8
1979	Sam Cunningham	159	563	3.5	27	5
1980	Vagas Ferguson	211	818	3.9	44	2
1981	Tony Collins	204	873	4.3	29	7

PASSING

Year	Player	Att.	Comp	Pct.	Yds.	Int.	LG	TD
1960	Butch Songin	392	187	47.7	2476	15	78	22
1961	Butch Songin	212	98	46.2	1429	9	58t	14
1962	Babe Parilli	253	140	55.3	1988	8	67t	18
1963	Babe Parilli	337	153	45.4	2335	24	77t	13
1964	Babe Parilli	473	228	48.2	3465	27	80t	31
1965	Babe Parilli	426	173	40.6	2597	26	73t	18
1966	Babe Parilli	382	181	47.4	2721	20	63t	20
1967	Babe Parilli	344	161	46.8	2317	24	79t	19
1968	Tom Sherman	226	90	39.8	1199	16	87t	12
1969	Mike Taliaferro	331	160	48.3	2160	18	77	19
1970	Joe Kapp	219	98	44.7	1104	17	48	3
1971	Jim Plunkett	328	158	48.2	2158	16	88t	19
1972	Jim Plunkett	355	169	47.6	2196	25	62	8
1973	Jim Plunkett	376	193	51.3	2550	17	64	13
1974	Jim Plunkett	352	173	49.1	2457	22	69t	19
1975	Steve Grogan	274	139	50.7	1976	18	62t	11
1976	Steve Grogan	302	145	48.0	1903	20	58t	18
1977	Steve Grogan	305	160	52.5	2162	21	68	17
1978	Steve Grogan	362	181	50.0	2824	23	75t	15
1979	Steve Grogan	423	206	48.7	3286	20	63t	28
1980	Steve Grogan	306	175	57.2	2475	22	71	18
1981	Steve Grogan	216	117	54.2	1859	16	76t	7
	Matt Cavanaugh	219	115	52.5	1633	13	65	5

PUNTING

Year	Player	No.	Yds.	Avg.	Long
1960	Tom Greene	59	2235	37.9	66
1961	Tom Yewcic	62	2406	38.8	64
1962	Tom Yewcic	68	2634	38.7	56
1963	Tom Yewcic	73	2880	39.4	65
1964	Tom Yewcic	72	2787	38.7	63
1965	Tom Yewcic	76	3094	40.7	70
1966	Jim Fraser	53	2044	38.6	68
1967	Terry Swanson	65	2632	40.5	62
1968	Bob Scarpitto	34	1382	40.6	87
	Terry Swanson	62	2449	39.5	57
1969	Tom Janik	70	2903	41.5	56
1970	Tom Janik	86	3364	39.1	57
1971	Tom Janik	87	3249	37.3	58
1972	Pat Studstill	75	2859	38.1	57
1973	Bruce Barnes	55	2134	38.8	53
1974	Bruce Barnes	45	1604	35.6	50
1975	Mike Patrick	83	3223	38.8	62
1976	Mike Patrick	67	2688	40.1	52
1977	Mike Patrick	65	2354	36.2	64
1978	Jerrel Wilson	54	1921	35.6	57
1979	Eddie Hare	83	3038	36.6	58
1980	Mike Hubach	63	2392	38.0	69
1981	Rich Camarillo	47	1959	41.7	75

PUNT RETURNS

Year	Player	No.	Yds.	Avg.	LG	TD
1960	Billy Wells	12	66	4.6	16	0
1961	Fred Bruney	23	109	4.7	11	0
1962	Ron Burton	21	122	5.8	22	0
1963	Bob Suci	25	233	9.3	22	0
1964	Dave Cloutier	20	136	6.8	40	0
1965	Ron Burton	15	61	4.1	12	0
1966	Tom Hennessey	7	39	5.6	11	0
1967	Jay Cunningham	17	105	6.2	44	0
	Joe Bellino	15	129	8.6	18	0
1968	Willie Porter	22	135	6.1	24	0
1969	Carl Garrett	12	159	13.3	45	0
1970	Carl Garrett	17	168	9.9	62	0
1971	Carl Garrett	8	124	15.5	50	0
1972	Carl Garrett	6	36	6.0	27	0
1973	Mack Herron	27	282	10.8	54	0
1974	Mack Herron	35	517	14.8	66	0
1975	Darryl Stingley	15	113	7.5	29	0
1976	Mike Haynes	45	608	13.5	89t	2
1977	Stanley Morgan	16	220	13.8	53	0
	Mike Haynes	24	200	8.3	46	0
1978	Stanley Morgan	32	335	10.5	48	0
1979	Stanley Morgan	29	289	10.0	80t	1
1980	Roland James	33	331	10.0	75t	1
1981	Stanley Morgan	15	116	7.7	26	0

KICKOFF RETURNS

Year	Player	No.	Yds.	Avg.	LG	TD
1960	Dick Christy	24	617	25.7	46	0
1961	Larry Garron	16	438	27.4	89	1
1962	Larry Garron	24	686	28.5	95t	1
1963	Larry Garron	28	693	24.7	58	0
1964	J.D. Garrett	32	749	23.4	42	0
1965	Jay Cunningham	17	374	22.0	45	0
1966	Joe Bellino	18	410	22.8	43	0
1967	Jay Cunningham	30	627	20.9	41	0
1968	Willie Porter	36	812	22.6	61	0
1969	Carl Garrett	28	792	28.3	63	0
1970	Odell Lawson	25	546	21.8	52	0
1971	Carl Garrett	24	538	22.4	37	0
1972	Carl Garrett	16	410	25.6	49	0
1973	Mack Herron	41	1092	26.6	92t	1
1974	Mack Herron	28	629	18.0	62	0
1975	Allen Carter	32	879	27.5	99t	1
1976	Jess Phillips	14	397	28.4	71	0
1977	Raymond Clayborn*	28	869	31.0	101t	3
1978	Raymond Clayborn	27	636	23.6	60	0
1979	Allan Clark	37	816	22.1	38	0
1980	Horace Ivory (NFL Leader)	36	992	27.6	98t	1
1981	Tony Collins	39	773	18.3	32	0

PASS INTERCEPTIONS

Year	Player	No.	Yds.	Avg.	LG	TD
1960	Gino Cappelletti	4	68	17.0	24	0
1961	Don Webb	5	153	30.6	59	2
1962	Ross O'Hanley	5	83	16.6	28	0
1963	Bob Suci	8	294	36.7	98	2
1964	Ron Hall	11	148	13.5	50	0
1965	Ron Hall	3	35	11.7	29	0
1966	Ron Hall	6	159	26.5	87	0
1967	Don Webb	4	91	22.8	41	0
1968	Leroy Mitchell	7	41	5.9	20	0
1969	Larry Carwell	4	114	28.5	38	0
1970	Daryl Johnson	2	51	25.5	42	0
1971	Larry Carwell	5	72	14.4	53t	1
1972	Honor Jackson	4	133	33.3	55	0
1973	Ron Bolton	6	65	10.8	56	0
1974	Ron Bolton	7	18	2.6	10	0
1975	Ron Bolton	5	33	6.6	15	0
1976	Mike Haynes	8	90	11.3	28	0
1977	Mike Haynes	5	54	10.8	22	0
1978	Mike Haynes	6	123	20.5	50	1
1979	Ray Clayborn	5	56	11.2	27	0
1980	Ray Clayborn	5	87	17.4	29	0
1981	Rick Sanford	3	28	9.3	21	0
	Tim Fox	3	20	6.7	20	0

SCORING

Year	Player	TD	PAT	FG	Total
1960	Gino Cappelletti	0	36	8	60
1961	Gino Cappelletti	8	48	17	147
1962	Gino Cappelletti	5	38	20	128
1963	Gino Cappelletti	2	35	22	113
1964	Gino Cappelletti	7	38	25	155
1965	Gino Cappelletti	9	27	17	132
1966	Gino Cappelletti	6	35	16	119
1967	Gino Cappelletti	3	29	16	95
1968	Gino Cappelletti	2	26	15	83
1969	Gino Cappelletti	0	26	14	68
1970	Jim Nance	7	0	0	42
1971	Charlie Gogolak	0	28	12	64
1972	Carl Garrett	5	0	0	30
1973	Jeff White	0	21	14	63
1974	John Smith	0	42	16	90
1975	John Smith	0	33	9	60
1976	John Smith	0	42	15	87
1977	John Smith	0	33	15	78
1978	Horace Ivory	11	0	0	66
1979	John Smith (NFL Leader)	0	46	23	115
1980	John Smith (NFL Leader)	0	51	26	129
1981	John Smith	0	37	15	82

PASS RECEIVING

Year	Player	No.	Yds.	Avg.	LG	TD
1960	Jim Colclough	49	666	13.6	61	9
1961	Gino Cappelletti	45	768	17.1	53	8
1962	Jim Colclough	40	868	21.7	78t	10
1963	Jim Colclough	42	793	18.8	56t	3
1964	Gino Cappelletti	49	865	17.7	58t	7
1965	Jim Colclough	40	677	16.9	41	3
1966	Art Graham	51	673	13.2	42	4
1967	Art Graham	41	606	14.8	79t	4
1968	Jim Whalen	47	718	15.3	87t	7
1969	Carl Garrett	29	267	9.2	34	2
1970	Ron Sellers	38	550	14.5	48	4
1971	Randy Vataha	51	872	17.1	88t	9
1972	Reggie Rucker	44	681	15.5	62	3
1973	Reggie Rucker	53	743	14.0	64	3
1974	Mack Herron	38	474	12.5	18	5
1975	Randy Vataha	46	720	15.7	47	6
1976	Andy Johnson	29	343	11.8	53	4
1977	Sam Cunningham	42	370	8.8	35	1
1978	Russ Francis	39	543	13.9	53	4
1979	Harold Jackson	45	1013	22.5	59	7
	Stanley Morgan	44	1002	22.8	63t	12
1980	Stanley Morgan	45	991	22.0	71	6
1981	Don Hasselbeck	46	808	17.6	51	6
	Stanley Morgan	44	1029	23.4	76t	6

PATRIOTS' ALL-TIME LEADERS

NOTE: Players listed in caps were active in 1981.

TOP 10 PASSERS

Name	Att.	Comp.	Yds.	Pct.	Avg. Att.	TDs	Int.
Babe Parilli (61-67)	2413	1140	16,747	47.2	6.94	132	138
STEVE GROGAN (75-81)	2188	1123	16,485	51.3	7.53	114	140
Jim Plunkett (71-75)	1503	729	9,932	48.5	6.61	62	87
Mike Taliaferro (68-70)	680	305	3,920	44.9	5.76	27	44
Butch Songin (60-61)	604	285	3,905	47.2	6.47	36	24
MATT CAVANAUGH (78-81)	325	179	2,528	55.1	7.78	14	18
Tom Sherman (1968-69)	226	90	1,199	39.8	5.31	12	16
Joe Kapp (1970)	219	98	1,104	44.7	5.04	3	17
Tom Yewcic (1961-66)	206	87	1,374	42.2	6.67	12	12
TOM OWEN (1976-79, 81)	114	58	655	50.9	5.75	3	9

TOP 10 INTERCEPTORS

Name	Years	No.	Yds.	Avg.	LG	TD
Ron Hall	61-67	29	476	16.4	87	1
MIKE HAYNES	76-81	24	367	15.3	50	1
Nick Buoniconti	62-68	24	223	9.3	41	0
Don Webb	61-70	21	366	17.4	59	2
Ron Bolton	72-75	18	116	6.4	56	0
Tim Fox	76-81	17	215	12.7	29	0
RAY CLAYBORN	77-81	16	254	15.9	44	0
Tom Addison	60-65	16	103	6.4	17	1
Prentice McCray	74-79	15	352	23.5	63t	2
Ross O'Hanley	60-65	15	288	19.2	61	1

TOP 10 RUSHERS

Name	Years	Att.	Yds.	Avg.	LG	TD
SAM CUNNINGHAM	73-79, 81	1376	5432	3.9	75t	43
Jim Nance	65-71	1323	5323	4.0	65t	45
DON CALHOUN	75-81	820	3391	4.1	73	23
Larry Garron	60-68	763	2981	3.9	85t	14
Carl Garrett	69-72	537	2235	4.2	80t	15
ANDY JOHNSON	74-76, 78-81	491	2017	4.1	69t	13
STEVE GROGAN	75-81	338	1899	5.6	41t	26
Ron Burton	60-65	429	1536	3.6	77	9
HORACE IVORY	77-81	329	1336	4.1	52	14
Mack Herron	73-75	353	1298	3.7	53	9

TOP 10 KO RETURNERS

Name	Years	No.	Yds.	Avg.	LG	TD
Larry Garron	60-68	89	2299	25.8	95t	2
Carl Garrett	69-72	92	2251	24.5	63	0
Mack Herron	73-75	71	1796	25.3	92t	1
RAYMOND CLAYBORN	77-81	57	1538	26.9	101t	3
Jay Cunningham	65-67	64	1372	21.4	45	0
HORACE IVORY	77-81	45	1191	26.5	98t	1
Ron Burton	60-65	46	1119	24.3	91t	1
J.D. Garrett	64-67	48	1054	22.0	42	0
Joe Bellino	65-67	43	905	21.0	43	0
Allen Carter	75-76	33	898	27.2	99t	1

TOP 10 PUNT RETURNERS

Name	Years	No.	FC	Yds.	Avg.	LG	TD
MIKE HAYNES	76-81	111	8	1159	10.4	89t	2
STANLEY MORGAN	77-81	92	32	960	10.4	80t	1
Mack Herron	73-75	74	14	888	12.0	66	0
Carl Garrett	69-72	43	2	487	11.3	62	0
Ron Burton	60-65	56	-	389	6.9	62	0
ROLAND JAMES	80-81	40	5	387	9.7	75t	1
Bob Suci	1963	25	-	233	9.3	22	0
Bill Johnson	66-69	23	9	195	8.6	52	0
Tom Stephens	60-64	19	-	151	7.9	37	0
Joe Bellino	65-67	19	8	148	7.8	18	0

TOP 10 PUNTERS

Name	Years	No.	Yds.	Avg.	LG	BLK
Tom Yewcic	61-66	377	14,553	38.6	70	9
Tom Janik	69-71	243	9,516	39.2	58	1
Mike Patrick	75-78	222	8,481	38.2	64	0
Terry Swanson	67-68	127	5,081	40.0	62	2
Bruce Barnes	73-74	100	3,738	37.4	53	0
Eddie Hare	79	83	3,038	36.6	58	0
Mike Hubach	80-81	82	3,118	38.0	69	0
Pat Studstill	72	75	2,859	38.1	57	1
Tom Greene	60	61	2,253	36.9	66	1
Jim Fraser	66	55	2,044	37.2	68	2

TOP 10 RECEIVERS

Name	Years	No	Yds	Avg	LG	TD
Gino Cappelletti	60-70	292	4589	15.7	63t	42
Jim Colclough	60-68	283	5001	17.7	78t	39
SAM CUNNINGHAM	73-79, 81	210	1905	9.1	41	6
Art Graham	63-68	199	3107	15.6	80t	20
Russ Francis	75-80	196	2996	15.3	53	28
STANLEY MORGAN	77-81	188	4285	22.8	76t	32
Larry Garron	60-68	185	2502	13.5	92	26
Randy Vataha	71-76	178	3055	17.2	88t	23
ANDY JOHNSON	74-76, 78-81	161	1807	11.2	53	9
HAROLD JACKSON	78-81	156	3162	20.3	59	18

TOP 10 SCORERS

NAME	TDS	R	P	RET	FG	K	TP
Gino Cappelletti (1960-70)	42	0	42	0	176	342	1130
JOHN SMITH (1974-81)	0	0	0	0	120	290	650
SAM CUNNINGHAM (1973-79, 81)	49	43	6	0	0	0	294
Jim Nance (1965-71)	46	45	1	0	0	0	276
Larry Garron (1960-68)	42	14	26	2	0	0	252
Jim Colclough (1960-68)	39	0	39	0	0	0	238
STANLEY MORGAN (1977-81)	33	0	32	1	0	0	198
Russ Francis (1975-80)	28	0	28	0	0	0	168
STEVE GROGAN (1975-81)	27	26	0	1	0	0	162
DON CALHOUN (1975-81)	25	23	2	0	0	0	150

POINTS BY KICKING

Name	Year	FGM	FGA	PAT Made	PAT Att.	Total Points
John Smith	1980	26	34	51	51	129
John Smith	1979	23	33	46	49	115
Gino Cappelletti	1964	25	39	36	36	111
Gino Cappelletti	1963	22	38	35	36	101
Gino Cappelletti	1961	17	32	48	50	99
Gino Cappelletti	1962	20	37	38	40	98
John Smith	1974	16	22	42	43	90
John Smith	1976	15	25	42	46	87
Gino Cappelletti	1966	16	32	35	36	83
John Smith	1981	15	24	37	39	82
Gino Cappelletti	1965	17	27	27	27	78
John Smith	1977	15	21	33	33	78
Gino Cappelletti	1967	16	31	29	30	77
Gino Cappelletti	1968	15	27	26	26	71
Gino Cappelletti	1969	14	34	26	27	68
Charlie Gogolak	1971	12	21	28	28	64
Jeff White	1973	14	25	21	25	63
David Posey	1978	11	22	29	31	62
John Smith	1975	9	17	33	33	60
Gino Cappelletti	1960	8	21	30	32	54
Gino Cappelletti	1970	6	15	12	13	30
Charlie Gogolak	1972	6	8	9	9	27
Mike Walker	1972	2	8	15	15	21
Charlie Gogolak	1970	2	7	5	5	11
John Smith	1978	1	1	6	7	9
Bill Bell	1973	1	4	4	5	7
Nick Lowery	1978	0	1	7	7	7
Justin Canale	1967	0	0	1	1	1
Steve Zabel	1976	0	0	1	1	1
Jim Crawford	1963	0	0	0	1	0
Walt Cudzik	1960	0	1	0	0	0
Jerrel Wilson	1978	0	0	0	1	0
Team		0	0	0	5	0
Team Totals— 12 Kickers		344	607	752	787	1784

ALL-TIME FIELD GOAL KICKERS

Kicker	FGM	FGA	Pct.
Gino Cappelletti	176	333	.529
John Smith	120	177	.678
Charlie Gogolak	20	36	.556
Jeff White	14	25	.560
David Posey	11	22	.500
Mike Walker	2	8	.250
Bill Bell	1	4	.250
Walt Cudzik	0	1	.000
Nick Lowery	0	1	.000
Team Totals — (10 kickers)	344	607	.567

AFC vs NFC 1970-81

	AFC	NFC	Tie
1970	12	27	1
1971	15	23	2
1972	20	23	1
1973	19	19	2
1974	23	17	0
1975	23	17	0
1976	16	12	0
1977	19	9	0
1978	31	21	0
1979	36	16	0
1980	33	19	0
1981	24	28	0
Total	271	227	6

OUTSTANDING PERFORMANCES

SEASON 1,000 YARDS RUSHING

Yards	Name	Year
1,458	Jim Nance	1966
1,216	Jim Nance	1967
1,015	Sam Cunningham	1977

1,000 YARDS RECEIVING

Yards	Name	Year
1,029	Stanley Morgan	1981
1,013	Harold Jackson	1979
1,002	Stanley Morgan	1979

3,000 YARDS PASSING

Yards	Name	Year
3,465	Babe Parilli	1964
3,286	Steve Grogan	1979

SINGLE GAME 100 YARDS RUSHING 1960-1981

Yds.	Att.	Name	Game
208	38	Jim Nance	10-30-66 vs Oakland
185	34	Jim Nance	9-24-67 vs Buffalo
177	25	Don Calhoun	11-28-76 vs Denver
177	22	Don Calhoun	12-5-76 vs New Orleans
164	24	Jim Nance	12-17-67 vs Miami
146	17	Jim Nance	12-11-66 vs Houston
143	17	Don Calhoun	9-10-78 vs St. Louis
141	25	Sam Cunningham	10-7-76 vs Buffalo
141	24	Don Calhoun	11-14-76 vs Baltimore
141	25	Sam Cunningham	10-16-77 vs San Diego
140	13	Larry Garron	10-26-62 vs Oakland
133	23	Jim Nance	11-27-66 vs Miami
129	22	Sam Cunningham	10-27-74 vs Minnesota
128	16	Horace Ivory	11-5-78 vs Buffalo
127	16	Ron Burton	10-23-60 vs Denver
127	21	Carl Garrett	11-28-71 vs Buffalo
127	14	Andy Johnson	12-12-76 vs Tampa
127	29	Jim Nance	10-8-67 vs San Diego
126	24	Jim Nance	9-18-66 vs Denver
125	24	Jim Nance	11-16-69 vs Cincinnati
125	11	Sam Cunningham	10-20-74 vs Buffalo
124	18	Andy Johnson	10-19-75 vs Baltimore
121	12	J.D. Garrett	10-4-64 vs Denver
119	13	Mack Herron	10-12-75 vs Cincinnati
118	17	Ron Burton	9-16-62 vs Houston
118	22	Sam Cunningham	10-24-76 vs Buffalo
116	10	Larry Garron	10-22-61 vs Buffalo
116	12	Horace Ivory	11-18-79 vs Baltimore
113	20	Jim Nance	10-15-67 vs Miami
113	21	Sam Cunningham	11-17-74 vs N.Y. Jets
113	16	Don Calhoun	12-21-80 at New Orleans
113	15	Horace Ivory	10-22-78 vs Miami
111	19	Jim Nance	12-8-68 vs Miami
111	15	Carl Garrett	10-10-71 vs N.Y. Jets
109	24	Jim Nance	12-4-66 vs Buffalo
109	18	Jim Nance	11-26-67 vs Houston
109	17	Jim Nance	11-9-69 vs Miami
109	22	Don Calhoun	11-21-76 vs N.Y. Jets
109	27	Andy Johnson	9-18-78 vs Baltimore
108	25	Jim Nance	10-23-66 vs San Diego
108	26	Jim Nance	11-5-67 vs Houston
108	23	Josh Ashton	10-1-72 vs Washington
107	17	Larry Garron	12-8-63 vs Houston
107	22	Jim Nance	11-20-66 vs Kansas City
106	21	Sam Cunningham	9-19-76 vs Miami
106	19	Don Calhoun	11-23-80 vs Baltimore
105	11	Dick Christy	11-11-60 vs N.Y. Titans
105	23	Sam Cunningham	9-18-77 vs Kansas City
104	22	Jim Nance	11-13-66 vs Houston
103	22	Tony Collins	10-25-81 vs Washington
103	21	Andy Johnson	10-26-75 vs San Francisco
103	15	Don Calhoun	12-7-75 vs N.Y. Jets
103	7	Steve Grogan	10-18-76 vs N.Y. Jets

101	21	Sam Cunningham	10-3-76 vs Oakland
101	31	Sam Cunningham	10-9-76 vs Seattle
100	19	Sam Cunningham	11-23-75 vs Buffalo
100	17	Vagas Ferguson	11-23-80 vs Baltimore

100 YARDS RECEIVING

Yds.	Rec.	Name	Games
182	5	Stanley Morgan	11-8-81 vs Dolphins
170	5	Stanley Morgan	11-26-78 vs Colts
167	8	Art Graham	11-6-64 vs Oilers
158	3	Ron Sellers	12-14-69 vs Oilers
158	5	Stanley Morgan	11-4-79 vs Bills
156	6	Art Graham	9-8-63 vs Jets
151	5	Stanley Morgan	10-28-79 vs Colts
149	6	Randy Vataha	12-7-75 vs Jets
149	10	Tony Romeo	11-17-63 vs Chiefs
147	5	Harold Jackson	12-16-79 vs Vikings
147	7	Gino Cappelletti	10-31-64 vs Jets
146	5	Gino Cappelletti	12-18-65 vs Broncos
142	4	Jim Colclough	10-5-62 vs N.Y. Titans
142	4	Stanley Morgan	11-30-80 at 49ers
141	3	Stanley Morgan	11-22-81 vs Bills
140	4	Aaron Marsh	9-22-68 vs Jets
139	6	Russ Francis	9-26-76 vs Steelers
139	7	Don Hasselbeck	10-11-81 vs Jets
137	9	Jim Colclough	12-14-63 vs Chiefs
134	6	Jim Colclough	12-20-64 vs Bills
134	6	Jim Whalen	10-15-67 vs Dolphins
134	11	Art Graham	11-20-66 vs Chiefs
131	6	Gino Cappelletti	10-13-61 vs Oilers
129	6	Stanley Morgan	12-9-79 vs Jets
129	7	Randy Vataha	12-5-71 vs Dolphins
127	6	Harold Jackson	10-19-80 at Colts
127	3	Jim Colclough	11-30-62 vs N.Y. Titans
126	5	Harold Jackson	9-27-81 vs. Steelers
126	5	Russ Francis	9-24-78 vs Raiders
125	3	Stanley Morgan	9-18-78 vs Colts
125	7	Russ Francis	11-23-75 vs Bills
124	4	Ron Sellers	11-2-69 vs Oilers
124	5	Dick Christy	10-16-60 vs Raiders
124	5	Stanley Morgan	11-29-79 vs Dolphins
124	7	Harold Jackson	9-3-78 vs Redskins
123	5	Joe Johnson	11-25-60 vs Oilers
123	5	Jim Colclough	11-11-62 vs Broncos
123	7	Jim Colclough	9-16-61 vs Broncos
122	4	Jim Whalen	12-27-67 vs Dolphins
121	3	Harold Jackson	9-9-79 vs Jets
121	4	Tony Romeo	9-21-62 vs Broncos
121	8	Darryl Stingley	10-30-77 vs Jets
118	3	Gino Cappelletti	11-13-66 vs Oilers
118	4	Stanley Morgan	10-4-81 vs Chiefs
118	5	Harold Jackson	10-29-78 vs Jets
116	4	Darryl Stingley	10-23-77 vs Colts
116	9	Art Graham	9-9-67 vs Chargers
114	4	Jim Colclough	11-17-65 vs Bills
113	2	Jim Whalen	10-27-68 vs Jets
113	6	Larry Garron	12-11-66 vs Oilers
112	3	Jim Colclough	12-17-67 vs Dolphins
112	5	Don Hasselbeck	10-25-81 vs Redskins
111	6	Don Hasselbeck	9-6-81 vs Colts
111	8	Gino Cappelletti	12-18-66 vs Jets
110	6	Jim Colclough	10-18-63 vs Broncos
109	3	Jim Whalen	10-24-65 vs Raiders
108	5	Ron Sellers	10-4-70 vs Colts
108	5	Reggie Rucker	11-18-73 vs Packers
108	6	Billy Lott	10-22-61 vs Bills
108	2	Stanley Morgan	9-21-80 at Seahawks
107	7	Randy Vataha	10-24-71 vs Cowboys
106	2	Larry Garron	10-23-66 vs Chargers
106	4	Harold Jackson	10-1-78 vs Chargers
105	5	Harold Jackson	11-29-79 vs Dolphins
104	3	Stanley Morgan	10-8-78 vs Eagles
104	3	Art Graham	11-29-64 vs Oilers
103	6	Andy Johnson	12-21-75 vs Colts
103	7	Gino Cappelletti	11-3-62 vs Bills
103	7	Reggie Rucker	11-19-72 vs Bills
102	3	Ron Sellers	12-7-69 vs Chargers
102	3	Stanley Morgan	9-9-79 vs Jets
102	3	Stanley Morgan	9-7-80 vs Browns
102	5	Ron Sellers	10-25-70 vs Colts
101	5	Ron Sellers	11-23-69 vs Colts
101	6	Gino Cappelletti	9-20-64 vs Chargers
100	3	Don Calhoun	12-14-75 vs Bills
100	4	Randy Vataha	12-19-71 vs Colts
100	6	Bob Adams	12-9-73 vs Bills

300 YARDS PASSING

Yds.	A.	C.	Name	Games
405	47	25	Babe Parilli	10-16-64 vs Oak.
379	38	21	Babe Parilli	12-17-66 vs NY Jets
374	39	25	Steve Grogan	11-10-80 at Houston
365	46	25	Steve Grogan	11-23-75 vs Buff.
355	40	23	Steve Grogan	11-8-81 vs Miami
354	45	25	Babe Parilli	11-17-63 vs K.C.
350	35	19	Steve Grogan	11-4-79 vs Buff.
350	39	21	Steve Grogan	11-29-79 vs Miami
348	32	18	Jim Plunkett	11-18-73 vs G.B.
333	36	20	Babe Parilli	11-29-64 vs Hous.
331	31	21	Babe Parilli	10-18-63 vs Den.
330	30	19	Steve Grogan	10-11-81 vs NY Jets
325	42	22	Matt Cavanaugh	9-27-81 at Pitt.
317	36	15	Steve Grogan	10-28-79 vs Balt.
315	18	13	Steve Grogan	9-9-79 vs NY Jets
304	38	18	Tom Yewcic	10-5-63 vs NY Jets

Accomplished 16 times: Grogan 8 times, Parilli 5 times Cavanaugh, Plunkett and Yewcic once each.

PATRIOTS LONGEST PLAYS

RUSHING

	PLAYER	YDS	OPPONENT	DATE
1.	Larry Garron	85t	Buffalo	Oct. 22, 1961
2.	Carl Garrett	80t	Miami	Nov. 9, 1969
3.	Ron Burton	77	at Denver	Oct. 23, 1960
4.	Sam Cunningham	75t	at Buffalo	Oct. 20, 1974
5.	Don Calhoun	74	at St. Louis	Sept. 10, 1978
6.	Claude King	71t	Denver	Sept. 21, 1962
7.	Andy Johnson	69t	at Tampa Bay	Dec. 12, 1976
8.	Larry Garron	67t	at Buffalo	Sept. 23, 1961
9.	Andy Johnson	66t	Baltimore	Oct. 19, 1975
10.	Jim Nance	65t	Buffalo	Dec. 4, 1966

PASS PLAYS

	PLAYERS		DATE
1.	Jim Plunkett to Randy Vataha	88t at Baltimore	Dec. 19, 1971
2.	Tom Sherman to Jim Whalen	87t NY Jets	Oct. 27, 1968
3.	Babe Parilli to Art Graham	80t at Houston	Nov. 29, 1964
4.	Jim Plunkett to Carl Garrett	80t Houston	Nov. 14, 1971
5.	Babe Parilli to Art Graham	79t at Denver	Sept. 3, 1967
6.	Butch Songin to Billy Wells	78 L.A. Chargers	Oct. 8, 1960
7.	Tom Yewcic to Jim Colclough	78t NY Titans	Nov. 30, 1962
8.	Babe Parilli to Art Graham	77t at Buffalo	Oct. 26, 1963
9.	Mike Taliaferro to Ron Sellers	77 at Houston	Dec. 14, 1969
10.	Jim Plunkett to Steve Burks	76 Dallas	Nov. 16, 1975
11.	Steve Grogan to Stanley Morgan	76t Miami	Nov. 8, 1981

KICKOFF RETURNS

	PLAYERS	YDS	OPPONENT	DATE
1.	Ray Clayborn	101t	at Baltimore	Dec. 18, 1977
2.	Ray Clayborn	100t	at NY Jets	Oct. 2, 1977
3.	Allan Carter	99t	at Baltimore	Dec. 21, 1975
4.	Horace Ivory	98t	at Baltimore	Oct. 19, 1980
5.	Larry Garron	95t	at Buffalo	Nov. 3, 1962
6.	Ray Clayborn	93t	Buffalo	Nov. 6, 1977
7.	Mack Herron	92t	San Diego	Dec. 2, 1973
8.	Ron Burton	91t	at Dallas	Nov. 3, 1961
9.	Larry Garron	89t	Houston	Oct. 13, 1961
10.	Ray Clayborn	78	at Atlanta	Dec. 4, 1977

PUNT RETURNS

	PLAYER	YDS	OPPONENT	DATE
1.	Mike Haynes	89t	Buffalo	Nov. 7, 1976
2.	Stanley Morgan...	80t	Baltimore	Nov. 18, 1979
3.	Roland James	75t	NY Jets	Nov. 2, 1980
4.	Mack Herron	66	Baltimore	Oct. 6, 1974
5.	Mike Haynes	62t	Denver	Nov. 28, 1976
6.	Ron Burton.....	62	at Houston	Nov. 12, 1961
7.	Carl Garrett	62	NY Jets	Sept. 27, 1970
8.	Mack Herron	54	Baltimore	Oct. 7, 1973
9.	Stanley Morgan...	53	at Buffalo	Nov. 20, 1977
10.	Billy Johnson.....	52	Houston	Nov. 15, 1967

INTERCEPTION RETURNS

	PLAYER	YDS	OPPONENT	DATE
1.	Bob Suci	98t	Houston	Nov. 1, 1963
2.	Ron Hall	87	at Denver	Sept. 18, 1966
3.	Jim Hunt	78t	Houston	Nov. 1, 1963
4.	Art McMahon.....	72	at Kan. City	Oct. 11, 1970
5.	Sam Hunt	68t	at Tampa Bay	Dec. 12, 1976
6.	Prentice McCray..	63t	at NY Jets	Nov. 21, 1976
7.	John Outlaw.....	60t	Miami	Nov. 5, 1971
8.	Don Webb.....	59	at Denver	Dec. 3, 1961
9.	Ron Bolton	56	Philadelphia	Nov. 4, 1973
10.	Homer Jackson...	55	New Orleans	Dec. 10, 1972

PUNTS

	PLAYER	YDS	OPPONENT	DATE
1.	Bob Scarpito	87	at Oakland	Sept. 29, 1968
2.	Rich Camarillo....	75	at Oakland	Nov. 1, 1981
3.	Rich Camarillo....	72	at Buffalo	Nov. 22, 1981
4.	Tom Yewcic	70	at NY Jets	Nov. 28, 1965
5.	Mike Hubach	69	Miami	Oct. 12, 1980
6.	Jim Fraser	68	at Denver	Sept. 18, 1966
7.	Tom Greene.....	66	at Oakland	Oct. 16, 1960
8.	Tom Yewcic	65	at Denver	Sept. 23, 1963
9.	Mike Hubach	64	Atlanta	Sept. 14, 1980
10.	Mike Patrick.....	64	Baltimore	Dec. 18, 1977
11.	Tom Yewcic	64	San Diego	Oct. 7, 1961

FIELD GOALS

	PLAYER	YDS	OPPONENT	DATE
1.	Gino Cappelletti ..	53	at NY Jets	Nov. 28, 1965
2.	Gino Cappelletti ..	51	Denver	Nov. 20, 1964
3.	Charlie Gogalak ..	51	at Miami	Oct. 17, 1971
4.	John Smith.....	50	Kansas City	Oct. 4, 1981
5.	Gino Cappelletti ..	49	at Miami	Nov. 27, 1966
6.	John Smith.....	49	Denver	Nov. 28, 1976
7.	Gino Cappelletti ..	48	at Oakland	Sept. 13, 1964
8.	Gino Cappelletti ..	48	San Diego	Oct. 9, 1964
9.	Jeff White	48	at Houston	Nov. 25, 1973

HISTORICAL HIGHLIGHTS

Nov. 16, 1959 — American Football League's eighth franchise awarded to William H. Sullivan, Jr.

Nov. 22, 1959 — Selected Northwestern running back Ron Burton as first draft choice and Syracuse running back Gerhardt Schwedes as first territorial choice.

Dec. 20, 1959 — Clemson quarterback Harvey White first player signed.

Feb. 8, 1960 — Lou Saban signed as team's first head coach.

Feb. 20, 1960 — Public contest produced team name of Patriots. Red, white, and blue selected as team colors.

April 1, 1960 — Boston University Field Patriots' first home field.

April 2, 1960 — First professional sports team in history to issue public stock.

April 19, 1960 — Uniformed Patriot centering a football (creative work of Boston-Worcester cartoonist Phil Bissell) adopted as team insignia.

July 4, 1960 — Open first pre-season training camp at UMass, 350 players attend.

July 30, 1960 — In first pre-season game in AFL history Patriots defeated Bills 28-7 at Buffalo (War Memorial Stadium). DE Bob Dee recovered fumble for the league's first touchdown.

Aug. 14, 1960 — First professional sports event ever staged in Harvard Stadium found Patriots losing 24-14 decision to Dallas Texans (to become Kansas City Chiefs) before 11,000 fans.

Sept. 9, 1960 — A crowd of 21,597 was on hand at BU Field to welcome pro football back to Boston after 11-year absence. Patriots lost first regular season game 13-10 to Denver.

Sept. 16, 1960 — Defensive back Chuck Shonta recovered a fumble on the final play of the game and ran for a touchdown to bring a 28-24 win over New York Titans (to become New York Jets) at Polo Grounds, N.Y. for Patriots first regular season victory.

Oct. 11, 1963 — First game in Fenway Park, beat Oakland 20-14.

Dec. 28, 1963 — Won Eastern Division (AFL) title in 26-8 victory over Buffalo in league's only playoff game ever held.

Jan. 5, 1964 — Lost AFL title in 51-10 game with San Diego Chargers.

Feb. 18, 1967 — Team's corporate title changed to Boston Patriots Football Club, Inc. from American League Professional Football Team of Boston, Inc.

April 4, 1970 — Foxboro selected as site for Patriots' new home. (Special town meeting gave okay on 4-13-70).

March 22, 1971 — Team renamed New England Patriots.

Aug. 15, 1971 — Schaefer Stadium dedication game (Gino Cappelletti's 36-yard field goal first points scored in 20-14 win over New York Giants before 60,423 fans).

Feb. 17, 1972 — Made financial history by paying first cash dividend of 15 cents per share.

Jan. 26, 1973 — Chuck Fairbanks named head coach and general manager.

Nov. 7, 1975 — President William H. Sullivan, Jr., became first majority owner in team's history when he purchased additional voting stock to give him 88 per cent of the franchise's voting stock.

April 5, 1976 — Major trade sent quarterback Jim Plunkett to San Francisco for four draft choices (two firsts in 1976, first and second in 1977) and quarterback Tom Owen.

July 10, 1976 — Open training camp at new site, Bryant College in Smithfield, R.I. Team had been at UMass from 1969 thru 1975.

Dec. 5, 1976 — Patriots beat New Orleans 27-6 to qualify for a place in the playoffs.— first time under current AFC-NFC system, first playoff opportunity since 1963.

Dec. 8, 1976 — Non-voting stockholders approve offer of \$15 per share made by Bill Sullivan to purchase all outstanding non-voting stock.

Dec. 18, 1976 — Lost playoff game to Oakland, 24-21, in last 10 seconds.

Jan. 31, 1977 — Filed articles of merger to reorganize the corporation under the New Patriots, Inc. headed by Bill Sullivan, and then revert to New England Patriots Football Club, Inc.

June 6, 1977 — Patriots' Vice President Charles W. Sullivan named chairman of the NFL Management Council.

Aug. 20, 1977 — Work completed on installation of new surface (Super Turf) in Schaefer Stadium.

Nov. 6, 1977 — Tommy Neville plays his 154th game for the Patriots (vs. Buffalo at Schaefer) to set a new all-time service mark.

May 17, 1978 — Paul Sonnabend resigns as Patriots' Vice President to assume new role as Executive Director of NFL Management Council.

Sept. 3, 1978 — Mrs. William H. (Mary M.) Sullivan, Jr. elected to the Patriots Board of Directors.

Oct. 29, 1978 — Record setting victory over New York Jets, a 55-21 win at Schaefer Stadium, produces a dozen team and individual records and seven new stadium marks.

Dec. 10, 1978 — Patriots clinch their first outright divisional championship in the club's history with a last minute 26-24 victory over Buffalo at Schaefer Stadium.

Dec. 31, 1978 — Patriots lose 31-14 to Houston in first playoff game ever played at Schaefer Stadium.

April 2, 1979 — Patriots announce that Head Coach and General Manager Chuck Fairbanks has been released from his contract to assume duties as Head Football Coach at the University of Colorado.

April 6, 1979 — Francis "Bucko" Kilroy named as new General Manager and former Patriots offensive coordinator Ron "Fargo" Erhardt named as head coach.

July 13, 1979 — Patriots' Vice President Charles W. "Chuck" Sullivan is promoted to Executive Vice President of the club.

July 23, 1979 — Former Patriots General Manager and Head Coach Mike Holovak is promoted from the position of personnel assistant to the position of director of college scouting. Bill McPeak is named director of pro scouting.

Sept. 3, 1979 — Former Patriots' wide receiver Darryl Stingley is named executive director of player personnel.

Sept. 9, 1979 — Patriots set four team and one individual record in 56-3 trouncing of the New York Jets at Schaefer Stadium.

Oct. 23, 1979 — Jeanne Sullivan McKeigue is elected as member of the club's Board of Directors.

Dec. 16, 1979 — Patriots close out 1979 regular season with 27-23 victory over Minnesota. Harold Jackson (1013) and Stanley Morgan (1002) become first Patriot players ever to transcend 1,000 yard season receiving mark.

Feb. 25, 1980 — Paul Sonnabend resigns as Executive Director of the NFL Management Council and is appointed as vice president and a member of the Board of Directors of the Patriots.

April 8, 1980 — William H. "Billy" Sullivan, Jr., President of the Patriots, is re-elected as Chairman of the Board of NFL Properties.

May 2, 1980 — Patriots and WEEI News Radio 59 of Boston announced four year agreement for the latter to serve as flagship station of the newly formed Patriots' Radio Network. John Carlson is named play by play announcer while former Patriots' center Jon Morris is tabbed to handle the commentary.

Sept. 7, 1980 — Patriots' WR Harold Jackson records his 500th career reception on a ten yard TD pass from Steve Grogan in the Patriots opening day 34-17 win over Cleveland.

Feb. 9, 1981 — Former Patriot scout Dick Steinberg returns to the organization and is appointed Director of Player Development.

Nov. 29, 1981 — FB Sam Cunningham, with 35 yards on nine carries against St. Louis at Schaefer Stadium, surpasses Jim Nance (5323 yards on 1323 carries) as the Patriots' all-time career rushing leader.

Jan. 15, 1982 — Ron Meyer, head coach at Southern Methodist for six years (1976-81) is named the eighth head coach in Patriot history.

April 27-28, 1982 — Retired TE Russ Francis is traded to San Francisco for two draft choices (first and fourth), the Patriots send their own second round choice to the 49ers for a pair of second round picks and FS Tim Fox is traded to San Diego for two draft choices as the Patriot select 11 players in the first six rounds of the annual NFL Draft. In the two day selection meeting, the Patriots made 17 picks, tying for most ever in a year by the club. DE Ken Sims is tabbed as the top pick in the entire draft and the Patriots also picked another defensive linemen in the first round, NT Lester Williams.

PLAYOFF HISTORY

1963 AFL DIVISIONAL PLAYOFFS PATRIOTS 26, BUFFALO 8

Buffalo (War Memorial Stadium), Dec. 28 — The game was the first playoff in the still infant American Football League's history, a match for the AFL's Eastern Division title. QB Babe Parilli and Gino Cappelletti figured in all of the Patriots points as Parilli hit Larry Garron for scoring strikes of 59 and 17 yards and Cappelletti hit for four FGs (28, 12, 33 and 36) while adding two PATs. Ron Burton provided an inspirational boost for the Patriots as he heroically returned to play just a few weeks after disc surgery. Jack Rudolph led a Patriots defensive charge with 11 tackles while helping hold Buffalo's big back, Cookie Gilchrist to just 7 yards. Buffalo's only highlight of the day was a 93 yard scoring pass from Darryl Lamonica to Elbert Dubenion.

Patriots	10	6	0	10	26		BP	BUF
Buffalo	0	0	8	0	8			
BP — Cappelletti FG 28						First Down	11	3
BP — Garron 59 pass from Parilli						Rushes-Yards	36-83	12-7
Cappelletti kick)						Passing Yards	300	301
BP — Cappelletti FG 12						Total Yards	383	308
BP — Cappelletti FG 33						Lost Att./Pass	8	22
BUF—Dubenion 93 pass from Lamonica						Passes	34-14-1	45-19-4
(Tracey pass from Lamonica)						Punts	7-32.3	8-35.1
BP — Garron 17 pass from						Fumbles/Lost	0-0	3-2
Parilli (Cappelletti kick)						Penalties/Yds.	7-65	9-100
BP — Cappelletti FG 36						A — 33,044		

INDIVIDUAL LEADERS

RUSHING: Boston: Garron 19-44, Neumann 1-16, Burton 8-12, Crump 5-9.
Buffalo: Gilchrist 8-7, Bass 2-4, Kemp 2 for minus 4.

PASSING: Boston: Parilli 35-14-1, 300 yards, 2 TDs.
Buffalo: Lamonica 24-9-3, 168 yards, 1 TD, Kemp 21-10-1, 133 yards.

RECEIVING: Boston: Garron 4-120-2 TDs, Cappelletti 4-129, Burton 3-22.
Buffalo: Dubenion 3-115-1 TD, Ferguson 4-47, Bass 4-45, Rutkowski 3-45.

1963 AFL CHAMPIONSHIP GAME SAN DIEGO 51, PATRIOTS 10

San Diego (Balboa Stadium), Jan. 5, 1964 — Charger Keith Lincoln and injuries to star FB Larry Garron (concussion), Houston Antwine (back) and Harry Crump (shoulder) spelled disaster for the Patriots as the 6½ point favorite Chargers coasted to a 51-10 victory. Lincoln rushed for an amazing 206 yards on the ground and added 123 more yards in receptions. The Chargers ran up a 31-10 lead at the half, and added 20 more unanswered points in the second half to capture the AFL title.

Patriots	7	3	0	0	10		B	SD
San Diego	21	10	7	13	51			
SD — Rote 2 run (Blair kick)						First Downs	14	21
SD — Lincoln 67 run (Blair kick)						Rushes-Yards	16-75	32-318
BP — Garron 7 run (Cappelletti kick)						Passing Yards	186	292
SD — Lowe 58 run (Blair kick)						Total Yards	261	610
BP — Cappelletti FG 11						Passes	37-17-2	26-17-0
SD—Norton 14 pass from Rote (Blair kick)						Punts	7-47	2-44
SD—Alworth 48 pass from Rote (Blair kick)						Fumbles/Lost	1-0	1-1
SD — Lincoln 25 pass from Hadl (pass failed)						Penalties/Yds.	1-18	6-30
SD — Hadl 1 run (Blair kick)						A — 30,127		

INDIVIDUAL LEADERS

RUSHING: Boston: Crump 7-18, Garron 3-15, Lott 3-15, Yewcic 1-14.
San Diego: Lincoln 13-206, Lowe 12-94, Rote 4-15.

PASSING: Boston: Parilli 29-14-1, 189 yards, 0 TD. Yewcic 8-3-1, 39 yards, 0 TD.
San Diego: Rote 15-10-0, 173 yards, 2 TDs. Hadl 10-6-1, 112 yards, 1 TD.

RECEIVING: Boston: Cappelletti 2-72, Graham 2-68, Crump 2-28, Colcough 3-26.
San Diego: Alworth 4-77, MacKinnon, 2-52, Norton 2-44.

1976 AFC DIVISIONAL PLAYOFFS OAKLAND 24, PATRIOTS 21

Oakland (Oakland-Alameda County Coliseum), Dec. 18 — The surprising Patriots, having finished a complete turnaround with an 11-3 record (3-11 in 1975), travelled to Oakland to meet the Raiders in their first playoff competition since 1963. The Patriots jumped in front of the Raiders 7-0 on a 1 yard run by Andy Johnson, but

fell behind at the half 10-7 when Fred Biletnikoff hauled in a 31 yard scoring pass from Ken Stabler with just 39 seconds left on the clock. Steve Grogan engineered scoring drives on the Patriots first two possessions of the third quarter, running the Patriots lead to 21-10 at the end of three quarters of play. Oakland responded with a score on its first possession of the fourth period, a one yard run off left tackle by Mark van Eeghan. With the score at 21-17 in the Patriots favor, John Smith attempted a 50 yard FG with 4:12 remaining, but the kick was low and the Patriots hung on to a slim 21-17 lead. Ken Stabler rallied the Oakland squad, driving the Raiders from their own 32 after the Smith FG attempt, and hitting paydirt for the winning score with only 14 seconds to go. The drive was marred by a controversial roughing the passer call on Ray Hamilton. The Patriots had seemingly stopped the Raiders when a Stabler to Garrett pass on a 3rd and 18 from the Patriot 27 fell incomplete, but penalty flags were thrown and the Raiders had possession with a first and ten at the Patriot 13. Five plays later Stabler rolled around left end for the winning score and the Patriots dreams of a championship in their rags to riches season were over. The loss was the closest one in the playoffs for the Raiders on their way to their Super Bowl Championship. The Patriots were the only team to beat the Raiders (48-17 on 10-3-76) during the regular season as they registered a 13-1 record.

Patriots	7	0	14	0	21
Oakland	3	7	0	14	24

NE — A. Johnson 1 run (Smith kick)	First Downs	23	20
O — Mann FG 40	Rushes-Yards	49-164	24-81
O — Biletnikoff 31 pass from Stabler (Mann kick)	Passing Yards	167	201
NE — Francis 26 pass from Grogan (Smith kick)	Total Yards	331	282
NE — J. Phillips 3 run (Smith kick)	Had QB Sacked	0-0	4-32
O — Van Eeghen 1 run (Mann kick)	Passes	24-12-2	32-19-0
O — Stabler 1 run (Mann kick)	Punts	3-44	5-37.8
	Fumbles/Lost	1-1	1-1
	Penalties/Yds.	10-83	11-93
	A — 54,037 paid, 53,045 actual		

INDIVIDUAL LEADERS

RUSHING: Patriots: Cunningham 20-68, Grogan 7-35, Johnson 14-32.
Oakland: Van Eeghan 11-39, C. Davis 7-29, Banaszak 4-8.

PASSING: Patriots: Grogan 23-12-1, 167 yards, 1 TD.
Oakland: Stabler 32-19-0, 233 yards, 1 TD.

RECEIVING: Patriots: Francis 4-96-1 TD, Stingley 2-36, Cunningham 2-14.
Oakland: Biletnikoff 9-137-1 TD, Casper 4-47, Branch 3-32.

1978

AFC DIVISIONAL PLAYOFFS HOUSTON 31, PATRIOTS 14

Foxboro (Schaefer Stadium), Dec. 31 — With the AFC East Division title tucked under their belts, the Patriots played host to the Houston Oilers in the first playoff game ever played at Schaefer Stadium. The Oilers earned the right to meet the Patriots after handing the Dolphins a 17-9 defeat at the Orange Bowl a week earlier. The Patriots had finished the season at 11-6, but were reeling from the controversy that started when Coach Chuck Fairbanks announced his resignation to accept the head coaching position at Colorado. The game found Fairbanks on the Patriots sidelines, however, but the last day of 1978 also proved the last day of the Patriots '78 season. Dan Pastorini completed 10 of 13 passes for 184 yards in the first half as the Oilers built a 21-0 lead at the intermission. Toni Fritsch added a 30 yard FG before the Patriots rallied with two TDs in the second half, one a 24 yard score on an option pass from RB Andy Johnson to WR Harold Jackson and the other on a 24 yard scoring strike from sub QB Tom Owen to TE Russ Francis. Owen had replaced starter Steve Grogan late in the first half. With the score Houston 24, Patriots 14, the Patriots began a late rally. Starting at their own 18, the Patriots started to move but Gregg Bingham picked off an Owen for Morgan pass and returned it to the Patriot 18, killing the drive and setting up an Earl Campbell 2 yard TD run that put the game out of reach. SS Doug Beaudoin had a big day on defense, making 8 tackles and adding 7 assists, while ILB Steve Nelson added 5 tackles and 5 assists.

Houston	0	21	3	7	31
Patriots	0	0	7	7	14

H — Burrough 71 pass from Pastorini (Fritsch kick)	First Downs	21	15
H — Barber 19 pass from Pastorini (Fritsch kick)	Rushes-Yards	54-174	20-83
H — Barber 13 pass from Pastorini (Fritsch kick)	Passing Yards	170	180
H — Fritsch FG 30	Total Yards	344	263
NE — Jackson 24 pass from Johnson (Smith kick)	Had QB Sacked	3-30	4-26
NE — Francis 24 pass from Owen (Smith kick)	Passes	15-12-1	35-16-3
H — Campbell 2 run (Fritsch kick)	Punts	5-34.8	4-43.3
	Fumbles/Lost	1-0	2-0
	Penalties/Yds.	2-25	8-92
	A—61,297 paid, 60,881 actual		

INDIVIDUAL LEADERS

RUSHING: Houston: Campbell 27-118-1 TD, Tim Wilson 14-26, Coleman 7-19.
Patriots: Cunningham 10-42, Grogan 1-16, Johnson 6-14.

PASSING: Houston: Pastorini 15-12-1, 200 yards, 3 TDs.
Patriots: Owen 22-12-1, 144 yards, 1 TD. Grogan 12-3-2, 28 yards.

RECEIVING: Houston: Barber 5-83-2 TDs, Burrough 3-91-1 TD, Caster 2-12.
Patriots: Francis 8-101-1 TD, Cunningham 3-28, Morgan 2-37.

SCHAEFER STADIUM

Schaefer Stadium was built at the cost of \$6.7 million and financed through the private sale of more than 400,000 shares of stock in Stadium Realty Trust. The official ground breaking ceremony took place on Sept. 23, 1970, and 326 days later (Aug. 15, 1971) the first game was played at the new Foxboro facility in which the Patriots posted a 20-14 victory over the New York Giants before 60,423 fans.

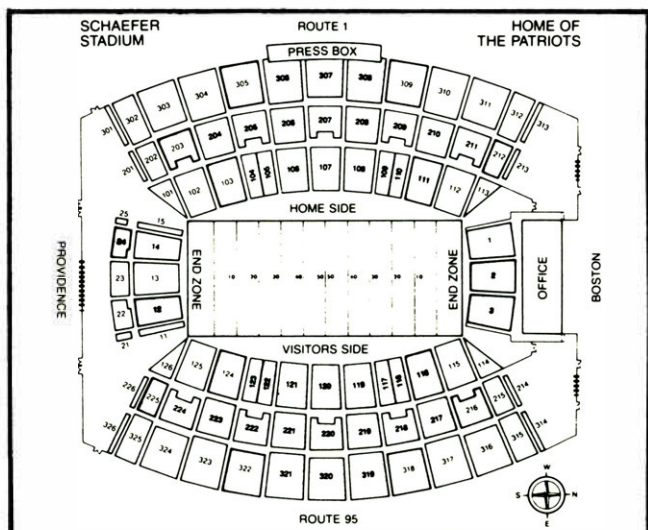
With space to park 16,000 automobiles surrounding the stadium, the site covers an area of 15 acres and is as long as it is wide, 700 feet. In the process of excavating the bowl shape for the stadium, 250,000 cubic yards of earth were removed from the 35-foot deep hole. The J. F. White Construction Co. then used 15,000 cubic yards of concrete and 660 tons of steel to erect the stadium.

In 1977 the original Poly-Turf playing surface was removed, an entirely new drainage system installed, the field crown raised four inches, and the entire field resurfaced with a new Super-Turf carpet. Lighting is provided by three towers with 324 mercury lamps (1500 watts per), 200 candle power per square foot on the playing field.

On November 6, 1981, the newly formed Stadium Management Corporation (SMC) headed by Patriots' Executive Vice President Chuck Sullivan, completed the purchase of Schaefer Stadium and its related assets from Stadium Realty Trust. During the ensuing offseason, SMC began a multi-million dollar renovation and improvement program at the Stadium. With the work being done by the stadium's original builder, J. F. White Construction Company of Newton, MA, the stadium took on a new look. Featured in the program was the installation of a Diamond Vision full color instant replay video scoreboard, a 20,000 square foot addition to the Patriots' Administrative Building, a complete renovation of the stadium's restroom facilities and the addition of 42 stadium suites to the press box facility. Included in the pressbox renovation was the addition of two more levels to the original two (including a fully modern media level), the construction of two additional elevators to the existing one in service.

Prior to the construction of the new media and stadium suite facility, the capacity of the stadium was 61,297 all aluminum seats. The expansion of that facility required the removal of 939 seats that changed the total stadium capacity to 60,358. Included in that total are 5,604 chair seats, 47,771 sideline bench seats and 6,983 endzone bench seats.

Since the Patriots made Schaefer their home, they have played 28 preseason, 81 regular seasons and one playoff game there before a total of 5,957,992 fans (54,163 average per game).



PATRIOTS' RADIO NETWORK



JOHN CARLSON

JON MORRIS

Veteran announcer John Carlson and former Patriot center Jon Morris will begin their third season in 1982 as the broadcast team on the Patriots' Radio Network. Carlson, Sports Director at WEEI Sports Radio 59 in Boston, handles the play by play while Morris adds the color commentary and analysis.

Carlson has been sports director at WEEI since 1975, having joined the station in 1974. During his broadcast career, he has handled the play by play assignments for a number of teams including the Boston Celtics, Boston University football and hockey and numerous other schoolboy and collegiate games.

Morris was the Patriots' fourth round draft choice in 1964 after a standout career at Holy Cross. The Patriots' Rookie of the Year in 1964, he played in 131 games as a Patriot from 1964-1974 before being traded to Detroit in 1975. He was named MVP of the Lions in 1977 and played his final year in the NFL with the Chicago Bears the following year (1978). Morris began his broadcast career as color commentator on the Patriots' radio broadcasts in 1979.

The Patriots' Radio Network is headed by flagship station WEEI Sports Radio 59 in Boston and is comprised of 30 stations. Formed when WEEI signed a four year pact with the Patriots in July, 1980, the network broadcasts each Patriot preseason and regular season game. WEEI held the original radio broadcast right to the Patriots' games for the first six years of the club's history.

As of July 1, 1981, the network includes the following affiliates:

MASSACHUSETTS (10)

WTTT (1430)	Amherst
WEEI (590)	Boston
WCAV-FM (97.7)	Brockton
WCIB-FM (101.0)	Falmouth
WFGL (960)	Fitchburg
WHA1 (1240)	Greenfield
WUPE-FM (95.9)	Pittsfield
WHYN (560)	Springfield
WARE (1250)	Ware
WORC (1310)	Worcester

RHODE ISLAND (2)

WEAN (790)	Providence
WWON (1240)	Woonsocket

CONNECTICUT (2)

WINY (1350)	Putnam
WWCO (1240)	Waterbury

VERMONT (1)

WFAD (1490)	Middlebury
-------------	------------

NEW HAMPSHIRE (9)

WBRL (1400)	Berlin
WKXL (1450)	Concord
WMWV-FM (93.5)	Conway
WEMJ (1490)	Loconia
WKBR (1250)	Manchester
WSMN (1590)	Nashua
WCNL (1010)	Newport
WBBX (1380)	Portsmouth
WWNH (930)	Rochester

MAINE (5)

WIDE (1400)	Biddeford
WMKR (1240)	Millinocket
WYNZ-AM (970)	Portland
WYNZ-FM (101)	Portland
WRKD (1450)	Rockland
WTVL (1490)	Waterville

FLORIDA (1)

WIOD (610)	Miami
------------	-------

LOCAL MEDIA CONTACTS

NEWSPAPERS

Associated Press
Dave O'Hara, S.E.
Howard Ulman
184 High St.
Boston 02110
357-8100

Boston Globe
Vince Doria, S.E.
Ernie Roberts, Exec. S.E.
Will McDonough
Mike Madden
135 Morrissey Blvd.
Boston 02125
929-3235

Boston Herald American
Tom Gibbons, S.E.
Kevin Mannix
Joe Fitzgerald
Tim Horgan
George Kimball
300 Harrison Ave.
Boston 02106
426-3000

Brockton Enterprise
Pete Farley, S.E.
60 Main St.
Brockton 02408
586-6200

Christian Science Monitor
Ross Atkins
Larry Eldridge, S.E.
One Norway St.
Boston 02215
262-2300

Lawrence Eagle Tribune
Mike Gallant
100 Turnpike St.
No. Andover 01845
685-1000

Lowell Sun
Jack Costello, S.E.
15 Kearney Sq.
Lowell 01852
458-7100

Lynn Item
Red Hoffman, S.E.
38 Exchange St.
Lynn 01903
593-7700

Middlesex News
Curt Garfield
Len Megliola, S.E.
33 New York Ave.
Framingham 01701
872-4321

New Bedford Times
Don Harrington
Bob Stern, S.E.
555 Pleasant St.
New Bedford 02742
997-7411

Patriot Ledger
Ron Hobson
Earl LaChance, S.E.
13 Temple St.
Quincy 02169
786-7063

Pawtucket Times
Terry Nau, S.E.
23 Exchange St.
Pawtucket 02862
401-722-4000

Providence Journal
Jim Donaldson
Bill Parillo
Gene Buonaccorsi, S.E.
75 Fountain St.
Providence 02902
401-277-7340

Salem News
Carl Sygiel
Bill Kipouras, S.E.
155 Washington St.
Salem 01970
744-0600

Springfield Union-News
Carlo Imelio
Paul Donoghue, S.E.
1860 Main St.
Springfield 01101
413-787-5153

Sun Chronicle
Peter Gobis
Mark Farinella, S.E.
34 Main St.
Attleboro 02703
222-7000

United Press International
Peter May, S.E.
20 Ashburton Place
Boston 02108
227-4000

Worcester Telegram-Gazette
Dick Cerasuolo
Gary Santinello
Brian Carter, S.E.
John Buckley, S.E.
20 Franklin St.
Worcester 01613
755-4321

TELEVISION STATIONS

WBZ, Channel 4 (NBC)
Bob Lobel, S.D.
Jerry Azar
Bob Neumeier
1170 Soldiers Field Rd.
Boston 02134
787-7047

WCVB, Channel 5 (ABC)
Don Gillis, S.D.
Brian Leary
5 TV Place
Needham 02192
449-0400

WJAR, Channel 10 (NBC)
Chris Clark, S.D.
Frank Carpano
111 Dorrance St.
Providence 02903
401-751-5700

WLNE, Channel 6 (CBS)
Jerry Grenn, S.D.
Joe Becker
10 Orms St.
Providence 02904
401-751-6666

WNEV, Channel 7 (CBS)
Bill O'Connell, S.D.
John Dennis
Roy Reiss
Government Center
Boston 02114
725-2820

WPRI, Channel 12 (ABC)
Mike Gorman, S.D.
Mike Lyons
25 Gatamore Blvd.
E. Providence 02914

RADIO STATIONS

WBZ (1030)
Gil Santos, S.D.
Jon Miller
Gary Gillis
1170 Soldiers Field Rd.
Boston 02134
787-7249

WDLW (1330)
Alan Segel, S.D.
473 Winter St.
Waltham 02154
890-1400

WEAN (790)

Bob Dick, S.D.
 Chuck Wilson
 Sean McAdam
 290 Westminster Mall
 Providence 02903
 401-277-7981

WEEI (590)

John Carlson, S.D.
 Dave Shea
 Upton Bell
 Peter Thompson, Prod.
 4450 Prudential Twr.
 Boston 02199
 262-5900

WHDH (850)

Tom Larsen, S.D.
 441 Stuart St.
 Boston 02116
 247-0788

WHYN (850)

Jack O'Neill, S.D.
 Marty Tirrell
 1331 Main St.
 Springfield 01101
 413-781-1011

WITS (1510)

Mike Lynch, S.D.
 Tom Shaer
 74 Lansdowne St.
 Boston 02215
 267-1510

WRKO (680)

Glen Ordway, S.D.
 Guy Maniella
 Dan Davis
 Don Makson, Prod.
 Government Center
 Boston 02114
 725-2700

PATRIOTS IN PRO BOWL GAMES

1961

LB Tom Addison (1)
 DB Fred Bruney (1)
 DB Gino Cappelletti (1)
 DE Bob Dee (1)
 HB Larry Garron (1)
 OT Jim Hunt (1)
 OG Charlie Leo (1)

1962

LB Tom Addison (2)
 DB Fred Bruney (2)
 DE Larry Eisenhauer (1)
 WR Jim Colclough (1)
 DB Dick Felt (1)
 OT Charlie Long (1)

1963

LB Tom Addison (3)
 DT Houston Antwine (1)
 LB Nick Buoniconti (1)
 WR Gino Cappelletti (2)
 DE Bob Dee (2)
 DE Larry Eisenhauer (2)
 FB Larry Garron (2)
 DB Ron Hall (1)
 OG Charlie Long (2)
 OG Billy Neighbors (1)
 QB Babe Parilli (1)

1964

LB Tom Addison (4)
 DT Houston Antwine (2)
 LB Nick Buoniconti (2)
 WR/K Gino Cappelletti (3)
 DE Bob Dee (3)
 DE Larry Eisenhauer (3)
 RB Larry Garron (3)
 OC Jon Morris (1)
 QB Babe Parilli (2)

1965

DT Houston Antwine (3)
 LB Nick Buoniconti (3)
 DE Bob Dee (4)
 OC Jon Morris (2)

1966

DT Houston Antwine (4)
 LB Nick Buoniconti (4)
 WR/K Gino Cappelletti (4)
 DE Larry Eisenhauer (4)
 DT Jim Hunt (2)
 OC Jon Morris (3)
 FB Jim Nance (1)
 OT Tom Neville (1)
 QB Babe Parilli (3)
 DB Chuck Shonta (1)
 OG Len St. Jean (1)

1967

DT Houston Antwine (5)
 LB Nick Buoniconti (5)
 RB Larry Garron (4)
 DT Jim Hunt (3)
 OC Jon Morris (4)
 FB Jim Nance (2)
 OT Don Oakes (1)

1968

DT Houston Antwine (6)
 WR/K Gino Cappelletti (5)
 CB Leroy Mitchell (1)
 OC Jon Morris (5)
 OT Tom Neville (2)

1969

RB Carl Garrett (1)
 DT Jim Hunt (4)
 OC Jon Morris (6)
 WR Ron Sellers (1)

QB Mike Taliaferro (1)
 S Don Webb (1)

1970

OC Jon Morris (1)

1971-75

None

1976

TE Russ Francis (1)
 OT Leon Gray (1)
 OG John Hannah (1)
 CB Mike Haynes (1)

1977

TE Russ Francis (2)
 CB Mike Haynes (2)

1978

FB Sam Cunningham (1)
 TE Russ Francis (3)
 OT Leon Gray (2)
 OG John Hannah (2)

1979

OG John Hannah (3)
 CB Mike Haynes (4)
 WR Stanley Morgan (1)

1980

DE Julius Adams (1)
 FS Tim Fox (1)
 OG John Hannah (4)
 CB Mike Haynes (5)
 WR Stanley Morgan (2)
 LB Steve Nelson (1)
 PK John Smith (1)

1981

OG John Hannah (5)

NOTE: The number shown in parentheses indicates the number of appearances in Pro Bowl play. From 1960-70, Patriot players played in the AFL All-Star Game prior to joining the NFL Pro Bowl competition in 1971.

1982 NATIONAL FOOTBALL LEAGUE SCHEDULE

(All times local)

(First Weekend) SUNDAY, SEPT. 12

Atlanta at New York Giants	1:00
Chicago at Detroit	1:00
Cleveland at Seattle	1:00
Houston at Cincinnati	1:00
Kansas City at Buffalo	1:00
Los Angeles vs. Green Bay at Milw.	12:00
Miami at New York Jets	4:00
New England at Baltimore	2:00
Oakland at San Francisco	1:00
St. Louis at New Orleans	12:00
San Diego at Denver	2:00
Tampa Bay at Minnesota	12:00
Washington at Philadelphia	1:00

NBC-TV Doubleheader Week

MONDAY, SEPT. 13

Pittsburgh at Dallas	8:00
----------------------	------

(Second Weekend) THURSDAY, SEPT. 16

Minnesota at Buffalo	8:30
----------------------	------

SUNDAY, SEPT. 19

Baltimore at Miami	4:00
Cincinnati at Pittsburgh	1:00
Dallas at St. Louis	12:00
Detroit at Los Angeles	1:00
New Orleans at Chicago	12:00
New York Jets at New England	1:00
Oakland at Atlanta	1:00
Philadelphia at Cleveland	1:00
San Diego at Kansas City	12:00
San Francisco at Denver	2:00
Seattle at Houston	3:00
Washington at Tampa Bay	4:00

CBS-TV Doubleheader Week

MONDAY, SEPT. 20

Green Bay at New York Giants	9:00
------------------------------	------

(Third Weekend) THURSDAY, SEPT. 23

Atlanta at Kansas City	7:30
------------------------	------

SUNDAY, SEPT. 26

Buffalo at Houston	12:00
Chicago at San Francisco	1:00
Dallas at Minnesota	12:00
Denver at New Orleans	12:00
Los Angeles at Philadelphia	1:00
Miami at Green Bay	12:00
New York Giants at Pittsburgh	1:00
New York Jets at Baltimore	4:00
Oakland at San Diego	1:00
St. Louis at Washington	1:00
Seattle at New England	1:00
Tampa Bay at Detroit	1:00

NBC-TV Doubleheader Week

MONDAY, SEPT. 27

Cincinnati at Cleveland	9:00
-------------------------	------

(Fourth Weekend) SUNDAY, OCT. 3

Baltimore at Detroit	1:00
Cleveland at Washington	1:00
Houston at New York Jets	1:00
Kansas City at Seattle	1:00
Los Angeles at St. Louis	12:00
Miami at Cincinnati	1:00
Minnesota at Chicago	12:00
New England at Buffalo	1:00
New Orleans at Oakland	1:00
New York Giants at Dallas	3:00
Philadelphia vs. Green Bay at Milw.	12:00
Pittsburgh at Denver	2:00
San Diego at Atlanta	1:00

CBS-TV Doubleheader Week

MONDAY, OCT. 4

San Francisco at Tampa Bay	9:00
----------------------------	------

(Fifth Weekend) SUNDAY, OCT. 10

Atlanta at Los Angeles	1:00
Buffalo at Baltimore	2:00
Cincinnati at New England	1:00
Cleveland at Oakland	1:00
Denver at New York Jets	4:00
Detroit at Miami	4:00
Green Bay at Chicago	12:00
Houston at Kansas City	12:00
Minnesota at Tampa Bay	1:00
St. Louis at New York Giants	1:00
San Francisco at New Orleans	12:00
Seattle at San Diego	1:00
Washington at Dallas	12:00

NBC-TV Doubleheader Week

MONDAY, OCT. 11

Philadelphia at Pittsburgh	9:00
----------------------------	------

(Sixth Weekend) SUNDAY, OCT. 17

Atlanta at Detroit	1:00
Baltimore at Cleveland	1:00
Chicago at St. Louis	12:00
Cincinnati at New York Giants	1:00
Dallas at Philadelphia	4:00
Denver at Houston	12:00
Kansas City at San Diego	1:00
Los Angeles at San Francisco	1:00
New England at Miami	1:00
New Orleans at Minnesota	12:00
Oakland at Seattle	1:00
Pittsburgh at Washington	1:00
Tampa Bay at Green Bay	12:00

CBS-TV Doubleheader Week

MONDAY, OCT. 18

Buffalo at New York Jets	9:00
--------------------------	------

(Seventh Weekend) SUNDAY, OCT. 24

Cleveland at Pittsburgh	1:00
Dallas at Cincinnati	9:00
Detroit at Buffalo	1:00
Green Bay at Minnesota	12:00
Miami at Baltimore	2:00
New Orleans at Los Angeles	1:00
New York Jets at Kansas City	12:00
Oakland at Denver	2:00
St. Louis at New England	1:00
San Diego at Seattle	1:00
San Francisco at Atlanta	1:00
Tampa Bay at Chicago	12:00
Washington at Houston	12:00

NBC-TV Doubleheader Week

MONDAY, OCT. 25

New York Giants at Philadelphia	9:00
---------------------------------	------

(Eighth Weekend) SUNDAY, OCT. 31

Atlanta at New Orleans	12:00
Buffalo at Denver	2:00
Chicago at Green Bay	12:00
Dallas at New York Giants	4:00
Houston at Cleveland	1:00
Los Angeles at San Diego	1:00
Miami at Oakland	1:00
New England at New York Jets	1:00
Philadelphia at St. Louis	12:00
Pittsburgh at Cincinnati	1:00
San Francisco at Washington	1:00
Seattle at Kansas City	12:00
Tampa Bay at Baltimore	2:00

CBS-TV Doubleheader Week

MONDAY, NOV. 1

Detroit at Minnesota	8:00
----------------------	------

(Ninth Weekend)**SUNDAY, NOV. 7**

Atlanta at Chicago	12:00
Baltimore at New England	1:00
Denver at Seattle	1:00
Detroit at Philadelphia	1:00
Green Bay at Tampa Bay	1:00
Houston at Pittsburgh	1:00
Kansas City at Oakland	1:00
Los Angeles at New Orleans	12:00
Minnesota at San Francisco	1:00
New York Giants at Cleveland	1:00
New York Jets at Buffalo	4:00
St. Louis at Dallas	12:00
Washington at Cincinnati	1:00

NBC-TV Doubleheader Week**MONDAY, NOV. 8**

San Diego at Miami	9:00
--------------------	------

(Tenth Weekend)**SUNDAY, NOV. 14**

Buffalo at New England	1:00
Chicago at Tampa Bay	1:00
Cincinnati at Houston	12:00
Cleveland at Miami	4:00
Dallas at San Francisco	1:00
Denver at Kansas City	12:00
Green Bay at Detroit	1:00
Minnesota at Washington	1:00
New Orleans at San Diego	1:00
New York Giants at Los Angeles	1:00
New York Jets at Pittsburgh	1:00
Oakland at Baltimore	2:00
Seattle at St. Louis	12:00

CBS-TV Doubleheader Week**MONDAY, NOV. 15**

Philadelphia at Atlanta	9:00
-------------------------	------

(Eleventh Weekend)**SUNDAY, NOV. 21**

Baltimore at New York Jets	1:00
Cincinnati at Philadelphia	1:00
Detroit at Chicago	12:00
Kansas City at New Orleans	12:00
Los Angeles at Atlanta	1:00
Miami at Buffalo	1:00
Minnesota vs. Green Bay at Milw.	12:00
New England at Cleveland	1:00
Pittsburgh at Houston	12:00
San Francisco at St. Louis	3:00
Seattle at Denver	2:00
Tampa Bay at Dallas	12:00
Washington at New York Giants	4:00

CBS-TV Doubleheader Week**MONDAY, NOV. 22**

San Diego at Oakland	6:00
----------------------	------

(Twelfth Weekend)**THURSDAY, NOV. 25****(Thanksgiving Day)**

Cleveland at Dallas	3:00
New York Giants at Detroit	12:00

SUNDAY NOV. 28

Baltimore at Buffalo	1:00
Chicago at Minnesota	12:00
Denver at San Diego	1:00
Green Bay at New York Jets	1:00
Houston at New England	1:00
Kansas City at Los Angeles	1:00
New Orleans at San Francisco	1:00
Oakland at Cincinnati	1:00
Philadelphia at Washington	1:00
Pittsburgh at Seattle	1:00
St. Louis at Atlanta	1:00

NBC-TV Doubleheader Week**MONDAY, NOV. 29**

Miami at Tampa Bay	9:00
--------------------	------

(Thirteenth Weekend)**THURSDAY, DEC. 2**

San Francisco at Los Angeles	6:00
------------------------------	------

SUNDAY, DEC. 5

Atlanta at Denver	2:00
Buffalo vs. Green Bay at Milw.	12:00
Cincinnati at Baltimore	2:00
Dallas at Washington	4:00
Houston at New York Giants	1:00
Kansas City at Pittsburgh	1:00
Minnesota at Miami	1:00
New England at Chicago	12:00
St. Louis at Philadelphia	1:00
San Diego at Cleveland	1:00
Seattle at Oakland	1:00
Tampa Bay at New Orleans	12:00

CBS-TV Doubleheader Week**MONDAY, DEC. 6**

New York Jets at Detroit	9:00
--------------------------	------

(Fourteenth Weekend)**SATURDAY, DEC. 11**

Philadelphia at New York Giants	12:30
San Diego at San Francisco	1:00

SUNDAY, DEC. 12

Baltimore at Minnesota	12:00
Chicago at Seattle	1:00
Cleveland at Cincinnati	1:00
Denver at Los Angeles	1:00
Detroit at Green Bay	12:00
Miami at New England	1:00
New Orleans at Atlanta	4:00
Oakland at Kansas City	3:00
Pittsburgh at Buffalo	12:00
Tampa Bay at New York Jets	1:00
Washington at St. Louis	12:00

NBC-TV Doubleheader Week**MONDAY, DEC. 13**

Dallas at Houston	8:00
-------------------	------

(Fifteenth Weekend)**SATURDAY, DEC. 18**

Los Angeles at Oakland	1:00
New York Jets at Miami	12:30

SUNDAY, DEC. 19

Atlanta at San Francisco	6:00
Buffalo at Tampa Bay	1:00
Green Bay at Baltimore	2:00
Houston at Philadelphia	1:00
Kansas City at Denver	2:00
Minnesota at Detroit	1:00
New England at Seattle	1:00
New Orleans at Dallas	3:00
New York Giants at Washington	1:00
Pittsburgh at Cleveland	1:00
St. Louis at Chicago	12:00

NBC-TV Doubleheader Week**MONDAY, DEC. 20**

Cincinnati at San Diego	6:00
-------------------------	------

(Sixteenth Weekend)**SUNDAY, DEC. 26**

Baltimore at San Diego	1:00
Chicago at Los Angeles	1:00
Cleveland at Houston	12:00
Denver at Oakland	1:00
Detroit at Tampa Bay	1:00
Green Bay at Atlanta	1:00
New England at Pittsburgh	1:00
New York Giants at St. Louis	12:00
New York Jets at Minnesota	12:00
Philadelphia at Dallas	3:00
San Francisco at Kansas City	12:00
Seattle at Cincinnati	1:00
Washington at New Orleans	12:00

CBS-TV Doubleheader Week**MONDAY, DEC. 27**

Buffalo at Miami	9:00
------------------	------

THE FRITO-LAY STORY



A UNIQUE FUNDING TRIANGLE

In our quest to improve the quality of life for Boston's youth the Boys and Girls Clubs of Boston depends heavily on the generosity of others. The Frito-Lay Company is a prime example of an advocate of the Clubs via an imaginative funding triangle thanks to the New England Patriots.

Here's how it works. As the Patriots score points, Frito-Lay scores for the children of Boston, donating \$100 to the Boys' and Girls Clubs for each point! This totaled \$41,400 in 1981 and \$268,700 since the program's inception in 1976. Throughout the country and, of course, in Boston, businessmen, parents, and the community at large hail this program as one of the most creative charitable donations in existence.

The funds are designated for a very special purpose . . . the Boys and Girls Clubs-Frito-Lay Tutorial Assistance Program (known as the Frito-Lay TAP).

This education program directly serves over 1,000 children in each of three Clubhouses. Counsellors and tutors reinforce school work, stressing the importance of a well-rounded education. Like the athlete, the student is taught to work daily to improve his skills. Each youngster's individual needs determine the type of supplemental training he or she receives. Some require help in vocabulary and reading. Others lack sufficient mathematic skills. Still others reap the benefits of science instruction through practical lessons at the Museum of Science.

The TAP program provides a strong base for the educational and emotional development of our inner-city kids. Frito-Lay puts their money where it counts, where it will do something positive for our children, and thus, for our community. Since 1976, the Boys and Girls Clubs of Boston has annually turned to Frito-Lay for assistance in meeting our large financial challenges. Just as regularly, Frito-Lay has been there . . .

For six years, Frito-Lay has also supported the Clubs Annual Awards Dinner in the Charlestown, Roxbury, and South Boston communities. These events focus on the outstanding leadership and achievements of our individual members. Recognition supported by Frito-Lay is especially important for our children.

For six years, Frito-Lay has stood behind our Tri-Club Program, designed to encourage an atmosphere of harmony, understanding, and productive interaction between girls and boys of all races and religions.

For six years, Frito-Lay has supported the World of Work Program, designed to help unemployed inner-city teenagers become successful members of the work force.


**FOR SIX YEARS,
FRITO-LAY HAS BEEN A VERY GOOD FRIEND.**

Thank you, Frito-Lay.

SINCE 1893
BOYS AND GIRLS CLUBS OF BOSTON

WE'VE GOT YOUR TICKET

TO PATRIOTS PRE-SEASON ACTION!



THE SCHEDULE:

**AUG. 14
7:30PM**

PATS / STEELERS
at Knoxville, TN.

**AUG. 20
6PM**

PATS / EAGLES
at Philadelphia

**AUG. 28
9PM**

PATS / COWBOYS
at Dallas

**ONLY ON
TODAY'S 4**

Frito-Lay and the Patriots team up for a better Boston.

Frito-Lay, Inc., maker of
LAY'S® and RUFFLES® brand
potato chips, donates \$100
to the Boys and Girls Clubs
of Boston for each point
scored this season.



Challenge
For Children