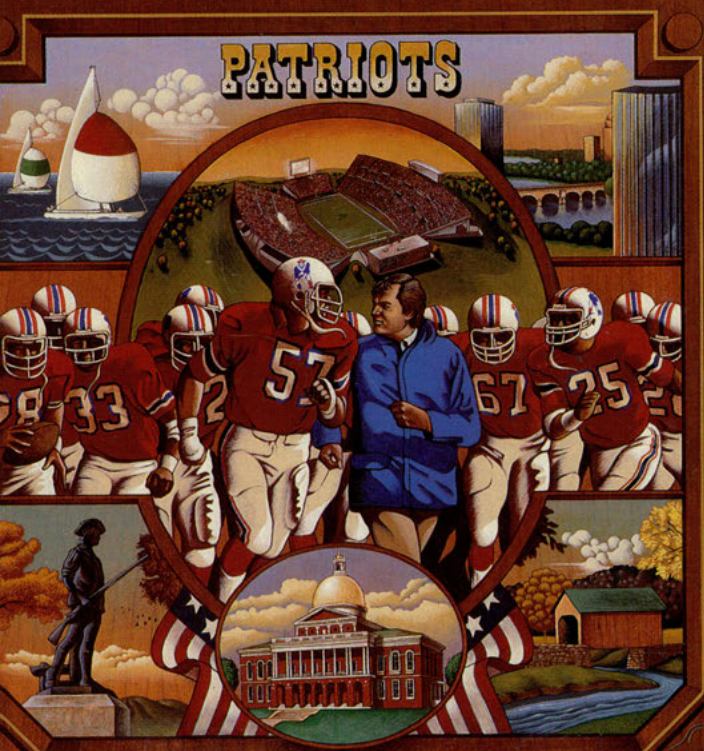


NEW ENGLAND PATRIOTS 1983 FACT BOOK




\$3.00

**"WE BUILD WINNING
INTO EVERY SHOE."**

Ron Meyer

—Ron Meyer
Spot-bilt
Coaching Staff



From the padded ankle collar down to the Magic-tred sole, Spot-bilt coaching shoes are winners in comfort, durability and style. For coaches, athletes and officials we're the name to remember for serious shoes.

Spot-bilt 

432 Columbia Street Cambridge, MA 02141

INDEX

Attendance	94
Biographies:	
Assistant Coaches	12-17
Draft Choices	64-72
Kilroy, Bucko	8
McPeak, Bill	19
Meyer, Ron	10-11
Steinberg, Dick	19
Sullivan, Charles W.	6
Sullivan, Patrick	9
Sullivan, William H., Jr.	5
Veteran Players	23-63
Board of Directors	7
Bryant College	95
Club Directory	4
Coaches, All-Time	18
Drafts, All-Time	126-128
Historical Highlights	138-140
Hotels on the Road	149
How the Patriots Were Built	73
Important Dates	121
Last Time It Happened	101
Leaders, All-Time	131-132
Longest Plays	136-137
Media Contacts	146-147
Opponents:	
Preseason	80
Regular Season	82-84
Outstanding Performances	134-136
Overtime Games	122
Patriots' Radio Network	145
Personnel Guide	17
Playoffs:	
History	141-143
Tie-Breaking Procedures	144
Top Performances	143
Pro Bowl Patriots	147
Pronunciation Guide	63
Records	107-122
Results:	
Preseason	74-75
Regular Season	85-93
Rosters:	
All-Time Player	123-125
1983	76-78
Schedules:	
Patriots'	2
NFL	150-151
Staff Photos	20-22
Sullivan Stadium Story	148-149
Team Telephone Numbers	95
Year by Year Leaders	129-130
Year in Review, 1982:	
Defensive Statistics	98
Team and Individual Statistics	96-97
Game by Game Review	102-106
NFL Standings	100
Records Set	98
Top Performances	99

ON THE COVER . . .

Produced by NFL Creative Services, the Patriots' 1983 Fact Book cover was drawn by artist Steve Carver of Ithaca, NY. Head Coach Ron Meyer is shown leading the Patriots and they are surrounded by scenes from around New England (clockwise from upper left): Block Island, Sullivan Stadium — Home of the Patriots, Hartford, CT, a covered bridge in Jackson, NH, the State House in Boston and the Minuteman Statue in Concord, MA.

1983 SCHEDULE

PRESEASON

Saturday, Aug.	6	Pittsburgh at Knoxville, TN.	7:30 p.m.
Sunday, Aug.	14	San Francisco	1:00 p.m.
Saturday, Aug.	20	LA Rams	7:00 p.m.
Friday, Aug.	26	Tampa Bay	8:00 p.m.

REGULAR SEASON

Sunday, Sept.	4	BALTIMORE	1:00 p.m.
Sunday, Sept.	11	Miami	4:00 p.m.
Sunday, Sept.	18	NY JETS	1:00 p.m.
Sunday, Sept.	25	Pittsburgh	1:00 p.m.
Sunday, Oct.	2	SAN FRANCISCO	1:00 p.m.
Sunday, Oct.	9	Baltimore	2:00 p.m.
Sunday, Oct.	16	SAN DIEGO	1:00 p.m.
Sunday, Oct.	23	Buffalo	1:00 p.m.
Sunday, Oct.	30	Atlanta	1:00 p.m.
Sunday, Nov.	6	BUFFALO	1:00 p.m.
Sunday, Nov.	13	MIAMI	1:00 p.m.
Sunday, Nov.	20	CLEVELAND	1:00 p.m.
Sunday, Nov.	27	NY Jets	1:00 p.m.
Sunday, Dec.	4	NEW ORLEANS	1:00 p.m.
Sunday, Dec.	11	LA Rams	1:00 p.m.
Sunday, Dec.	18	Seattle	1:00 p.m.

HOME GAMES LISTED IN ALL CAPS

TICKET OUTLETS

Sports Change — (617) 426-8181

(All Major Credit Cards accepted)

Ticketron Outlets

Patriots Ticket Office — (617) 262-1776

or (617) 543-7911

All authorized ticket agencies

MEDIA INFORMATION - This media guide has been prepared to assist all members of the media in their coverage of the Patriots in 1983. Should you require additional information, further assistance or wish to arrange interviews, please contact Tom Hoffman (Director), Dave Wintergrass (Assistant Director) or Kris Erickson (Secretary) at (617) 543-7911. Home phone numbers are: Hoffman (617-344-2582) and Wintergrass (617-543-3546)

CREDENTIAL REQUESTS - Credential requests should be made in writing or by calling the Media Relations Department no later than noon on the Wednesday preceding any home game to insure issuance.

TRAINING CAMP - The Patriots will make Bryant College their summer training home for the eighth straight summer in 1983. The Smithfield, R.I. campus is located 12 miles northwest of Providence and 60 miles south of Boston. Telephone numbers at the Patriots' training camp office are (401) 231-9420 and 231-9421.

Roper Poll reveals:

The radio news that Boston news professionals listen to most.

No one knows more about news than the people who follow news for a living—journalists and reporters.

So it's no surprise that, in a recent Roper Poll, Boston television, radio and print journalists preferred WEEI more than any other station in town. And almost 2 to 1 over the nearest competitor.

They listen to Newsradio 59 for the same reason you should. To stay up-to-the-minute at any hour of the day or night.



**The best informed people in Boston
listen to WEEI Newsradio 59.
Shouldn't that include you?**

Roper Poll, February 1985, subject to qualifications, available upon request.

PATRIOTS' CLUB DIRECTORY

SULLIVAN STADIUM, FOXBORO, MA 02035
(capacity 61,086)

TELEPHONE: (617) 543-7911 (Foxboro)
(617) 262-1776 (Boston)

President — William H. Sullivan, Jr.
Executive Vice President — Charles W. Sullivan
Vice President — Francis J. "Bucko" Kiroy

BOARD OF DIRECTORS

Sam Cook Digges
William F. Finucane
Jeanette Keefe
Jean Sullivan McKeigue
Paul Sonnabend

Miss Mary H. Sullivan
Mrs. Mary M. Sullivan
Walter T. Sullivan
Thomas J. White

COACHING STAFF

Head Coach	Ron Meyer
Offensive Coordinator/QBs	Lew Erber
Defensive Coordinator	Rod Rust
Defensive Line	Tommy Brasher
Running Backs	Cleve Bryant
Strength/Conditioning	LeBaron Caruthers
Receivers	Steve Endicott
Offensive Line	Bill Muir
Special Teams/TEs	Dante Scarnecchia
Linebackers	Steve Sidwell
Secondary	Steve Walters

PLAYER PERSONNEL STAFF

Director of Player Development	Dick Steinberg
Executive Director of Player Personnel	Darryl Stingley
Director of Pro Scouting	Bill McPeak
Director of College Scouting	Joe Mendes
Personnel Scout	George Blackburn
Personnel Scout	Bobby Grier
Personnel Scout	Pat Naughton
Personnel Scout	Bob Teahan
Administrator	Nancy Meier

ADMINISTRATIVE STAFF

General Manager	Patrick Sullivan
Data Processing Manager	Steve Poreda
Director of Media Relations	Tom Hoffman (Home 617-344-2582)
Director of Public Affairs	Claudia Smith
Director of Team Security	Lou Assad
Equipment Manager	George Luongo
Film Manager	Ken Deininger
Ticket Manager	Kevin Fitzgerald
Trainer	Tom Heallon
Admin. Asst. to G.M.	Judy Quimby
Assistant Director of Media Relations	Dave Wintergrass (Home 617-543-3546)
Assistant Equipment Manager	Don Brocher
Assistant Trainer	John Waters
Assistant Ticket Manager	Bill Fantini
Assistant Ticket Manager	Frank Napoli
Cheerleaders Director	Susan Ouellette
Data Processing Assistant	Peg Myers
Administrative Aide	Jeff Hawkins
Administrative Aide	Phil Lynch

MEDICAL STAFF

Team Dentist	Bill Lenkaitis, O.D.S.
Team Physician	Bertram Zarins, M.D.

OFFICE STAFF: Debbie Bloom (Pro Scouting), Carol Bonenfant (Coach Meyer), Patti Del Grosso (Player Personnel), Kris Erickson (Media Relations), Helen Igo (Player Personnel), Marle Lowre (Business Office) Fran Maynard (Receptionist), Patti Mechlinski (Pat Sullivan), Barbara Ruhl (Mr. Sullivan), Bev Scollins (Coaches).

STADIUM MANAGEMENT CORPORATION

President	Miccal Chamberlain
Vice President-Operations	Billy Sullivan, III
Secretary	Julie Kaonls

STADIUM OPERATIONS: George Blais, Kevin Cave, Tom Demers, Mark Henderson, Ray and Edith Myers, Tom McNamara, Scott Olkkola.



WILLIAM H. SULLIVAN, JR.

Wednesday, June 29, 1983 will always be remembered by William H. "Billy" Sullivan, Jr. as one of the most memorable days in his memory-filled life. For it was on that day that Schaefer Stadium officially was dedicated as Sullivan Stadium in tribute to the man who is the founder, owner and driving force of the Patriots.

Until 1959, New England had been a graveyard for more than a half dozen professional football teams, but Billy changed that. Through his untiring efforts and perseverance, Billy not only fielded a team in the newly formed American Football League, he has guided the development of the franchise into becoming one of the most popular and competitive clubs in the NFL.

On November 18, 1959, Billy was awarded the eighth franchise in the fledgling American Football League. He has made an indelible impact on the nation's No. 1 sport since that great day. He did get a team on the field. From 1961 to 1964 he was President of the AFL and served on the television committee that authored a \$36 million contract with NBC to guarantee survival of the young league. He was a key member of the AFL's team that hammered out the merger format with the NFL, and he has served as a director of both NFL Properties and Films.

Since starting his love affair with pro football, Billy has traveled through many valleys and over many peaks. By undaunted determination and a boundless capacity for hard work, he kept the Patriots alive until locating the team in its present 61,086-seat Sullivan Stadium home, and assumed full control of the franchise by purchasing 88 percent of the voting stock on Nov. 17, 1975 and all of the non-voting stock on Dec. 8, 1976.

Billy graduated from Boston College in 1937 and served as Publicity Director at his alma mater from 1938-1940. In 1941 he went to Notre Dame as special assistant to the Director of Athletics. After a hitch on the staff of the U.S. Naval Academy, he joined the Boston Braves baseball team as Director of Public Relations in 1946. During his six-year tenure with the Braves he conceived the "Jimmy Fund" that has since grown to be an internationally known cancer research program studying leukemia in children.

In 1955 he joined Metropolitan Petroleum Co. and became President of the firm three years later. He continued his rise in the corporate world 20 years later when he was named executive vice president of the parent Pittston Corporation, a position he held until his retirement from the national energy giant in the Spring of 1981. In addition to serving as a director for numerous organizations, Billy was re-elected on April 8, 1981 to serve a second term as Chairman of the Board of NFL Properties, Inc.

Billy and his wife, the former Mary Malone, are the parents of three sons, Charles (Chuck), William H. III and Patrick as well as three daughters, Kathleen Sullivan Alioto, Jeanne Sullivan McKeigue and Nancy Chamberlain.

Whether it's the oil business or the Patriot fortunes in the NFL, Billy Sullivan has the same, unwavering philosophy, "The best is yet to come."


EXECUTIVE VICE PRESIDENT

CHARLES W. "CHUCK" SULLIVAN

Since the Patriots first fielded a team in 1960, Chuck has served the franchise in a variety of capacities and has been the club's Executive Vice President since July, 1979.

A graduate of Boston College, he also received a law degree from BC's Law School and a Masters degree in Law from Harvard. Following graduation, Chuck spent two years on active duty in the U.S. Army, rising to the rank of Captain while serving one year in Thailand. After his tour in the Army, Chuck then attended Harvard and soon after began his career in law and football.

Chuck is a partner in the law firm of O'Melveny & Myers and is based in that firm's New York office. During his law career, he has represented the Patriots in the successful defense of anti-trust litigation brought by former Patriot QB Joe Kapp and has assisted several NFL teams with corporate reorganizations, acquisition financings and training facility financings.



In addition to his football related duties, Chuck has also been active in legal matters relating to real estate development. He represented the Jordan Marsh Company in connection with the development of Lafayette Place, a 75-million dollar project in downtown Boston which includes a new Jordan Marsh store, a new retail shopping mall and a 400-room hotel.

In the Fall of 1981, Chuck formed Stadium Management Corporation (SMC) for the purpose of purchasing the then-named Schaefer Stadium and its related assets from Stadium Realty Trust. With the sale completed on November 6, 1981, Chuck then spearheaded an 11-million dollar improvement project at the newly named Sullivan Stadium. The project included the construction of a new media facility and luxury suites, new washroom and concession areas, the installation of a new Diamond Vision full color instant replay scoreboard and a new meeting and training facility for the football operation.


On June 6, 1977, Chuck was elected by NFL owners to serve as Chairman of the NFL's Management Council's Executive Committee (NFLMC) and was re-elected to serve a second term on March 30, 1981. During his second term of service with the NFLMC, the Executive Committee coordinated the negotiation of the 1982 Collective Bargaining Agreement.

Chuck is also Vice President and General Counsel of Wells National Services Corporation, a company affiliated with Kidde, Inc. that operates a hospital-patient television network in 350 hospitals throughout the nation. Also, he is Chairman of the Board of Graphco American Charts, Inc., an affiliate of General Signal Corp., which produces and markets chart paper for industrial and medical applications.

BOARD OF DIRECTORS



Mrs. Mary M. Sullivan
Vice President




Paul Sonnabend
Vice President



Miss Mary H. Sullivan
Treasurer



Mrs. Jeanne Sullivan McKeigue




Walter T. Sullivan




Thomas J. White



Sam Cook Digges



William F. Finucane
General Counsel



Jeannette Keefe
Assistant Treasurer

VICE PRESIDENT

BUCKO KILROY

Francis J. "Bucko" Kilroy has been employed in almost every conceivable capacity in the NFL as he enters his 41st year with the league. After serving the Patriots for four years as General Manager, he was promoted to the position of Vice President on February 16, 1983 and will concentrate his efforts in player personnel and development. In that capacity, he will continue to stress his highly regarded scouting philosophy to "leave no stone unturned" in searching for talent.

Born in Philadelphia, he established himself as one of the city's premier schoolboy athletes before departing for South Bend and the University of Notre Dame. His stay there was short as he returned to his hometown to attend Temple University where he went on to become one of the greatest linemen in the school's history. For his efforts on the collegiate gridiron, Bucko was inducted into the Temple Hall of Fame in 1976.


Bucko began his NFL career with his hometown Philadelphia Eagles in 1943 and played there 13 straight seasons. During that time, he once played in 146 consecutive games and was selected as an all-pro at both offensive guard (1947-49) and middle guard (1952-54). He gained additional honors for his pro grid exploits as he was elected to the NFL's all-decade team for the 1940's and inducted into the Helms Hall of Fame.

He made a gradual entry into the coaching ranks by serving the Eagles for three seasons as a player/coach before assuming the full-time role of line coach for six more NFL campaigns. In addition to coaching, he also served as the club's player personnel director, making him one of the five original talent scouts in the league.

In 1962, Bucko was named Director of Player Personnel of the Washington Redskins and then moved to the Dallas Cowboys in 1965 to become a "super scout" with that organization. During Bucko's five year tenure with the Cowboys, the team won five straight divisional championships, an indication of his impact on the team's scouting success.

Having developed a reputation as one of football's finest scouts, Bucko was named Player Personnel Director of the Patriots in 1971. He faced a monumental challenge of revamping and revitalizing a scouting operation that had shown little success in prior years. Under his direction, the Patriots' scouting department became one of the finest in the NFL and played an integral part in the Patriots' up-surge that brought them playoff appearances in 1976 and 1978.

A natural choice for the position, Bucko was appointed General Manager on April 6, 1979. In that capacity, he directed the Patriots' day-to-day business operation, was responsible for all contract negotiations and guided the implementation of a state-of-the-art computer system for the Patriots' operation. He also played an instrumental role in planning the building of a grass practice facility and an in-house film lab. Bucko was also instrumental in selecting Ron Meyer as the Patriots' eighth head coach, a man whom he had worked with on the Dallas Cowboys' scouting staff in 1971.




GENERAL MANAGER

PATRICK SULLIVAN

Ever since his father, William H. "Billy" Sullivan, Jr., was awarded the newly founded AFL's eighth and final franchise in November of 1959, Patrick Sullivan has been an active and important member of the Patriots' organization. Since his appointment as General Manager on February 16, 1983, Patrick will now be responsible for overseeing the day-to-day operation of the club.

The youngest of Billy and Mary Sullivan's six children, Patrick began his Patriots' career as an eight year-old ballboy and then spent time assisting the training staff and ticket office staff while attending Wellesley (MA) Public Schools.

Patrick graduated from the Browne and Nichols Prep School (Cambridge, MA), where he played football as a 5-10, 170 lbs. defensive lineman in 1971 and then enrolled at his father's alma mater, Boston College. While at BC, Patrick worked in the



Promotions Department at Boston's WSBK TV (Channel 38). In 1976, he graduated with a BS in English and then joined the Patriots on a full-time basis.

His first full-time role with the Patriots was on the Stadium Operations staff. He literally swept floors, cleaned waste-baskets and plowed snow on that job, but less than a year later, in February of 1977, he traded in his work clothes for a jacket and tie and was named Publicity Assistant. Three months later, he returned to the Stadium Operations Department, but this time as Stadium Manager. At the age of 24, Patrick earned the responsibility for the day-to-day operation of Sullivan Stadium and the Patriots' office facility.

In April, 1979, when Bucko Kilroy was appointed General Manager to replace the departed Chuck Fairbanks, he chose Patrick to be Assistant General Manager, a position he assumed on May 18, 1979. For the next four years, Patrick assisted Kilroy in a variety of duties, including the development of a state-of-the-art computer system for the entire Patriots' operation, the installation of an in-house film lab, the construction of a grass practice facility and overseeing a multi-million dollar improvement program at Sullivan Stadium. Patrick also negotiated player contracts for veterans, rookie and free agents, alike.

Born on November 23, 1952, Patrick is married to the former Lynne Massari of Hamden, CT and they are the parents of an infant son, Garrett Patrick.

HEAD COACH



RON MEYER

Ron Meyer not only fulfilled a life-long dream to become an NFL head coach last year, he also took on one of the greatest challenges of his 20-year coaching career when he was named the eighth head coach in Patriot history on January 15, 1982.

He immediately went to work on his newest challenge, to rebuild a Patriot ballclub that had suffered through a 1981 season that resulted in the worst record in club history, 2-14, and mired the team in the cellar of the NFL that year.

Turning a team around is no easy matter, especially in the fiercely competitive AFC East. But Ron Meyer is a man with a plan for rebuilding that is founded by past successful rebuilding experiences. On two other occasions, in 1973 at UNLV and in 1976 at Southern Methodist University (SMU), he took over college teams that had suffered similar fates to that of the Patriots' in 1981.

Starting out is never easy, but the team had nowhere to go but up. After finishing 1-3 in the preseason, Ron took the Patriots to Baltimore for the 1982 season opener and his debut as a pro head coach. The Patriots defeated the Colts 24-13 that day (September 12th), marking the tenth time in ten tries that his teams won their season opener with Ron as head coach. The Patriots then suffered an embarrassing loss to the NY Jets at home, just a day before the 57-day NFLPA strike began.

Once the strike was settled, Ron took the team to Cleveland, where they lost 10-7 on the final play of the game. He then made the biggest decision of his young pro coaching career, replacing starting QB Matt Cavanaugh with the veteran signal caller Steve Grogan. With Grogan at the offensive controls, the Patriots won four of their last six games, to finish third in the division and seventh in the 14-team AFC with a 5-4 mark. In the process, the Patriots became the first team since 1976 to score back-to-back shutout wins (3-0 over Miami and 16-0 at Seattle), the rushing offense was second in the league (only 24 yards behind league leader Buffalo) and the defense, with six new starters (including three rookies) finished a respectable 13th among the 28 NFL clubs.

With his first pro coaching season under his belt, Ron is continuing to rebuild the Patriots into a playoff contender, a reputation the club enjoyed from 1976-80 while compiling a 50-26 record. If his past coaching successes at UNLV and SMU are any indication as to what the future may hold, then the Patriots are on their way to achieving the ultimate goal in the NFL, to win a Super Bowl Championship.

Meyer inherited an SMU team in 1976 that finished 4-7 the year before and in six seasons built one of the top college football programs in the country. In 1981, his Mustang squad finished 10-1, losing only to Texas, 9-7 on October 24, and won the Southwest Conference. While SMU was ineligible for post-

season play while on NCAA probation, conference runnerup Texas went on to the Cotton Bowl and defeated Alabama. Meyer's team was ranked second in the nation by CBS and sixth in the country by both *Sports Illustrated* and the Associated Press.

During his six seasons at SMU, Meyer compiled a head coaching mark of 34-31-1 (.523), but his last two teams won 18 of 22 games (.818) and his 1980 team played against Brigham Young in the Holiday Bowl.

A native of Westerville, Ohio, where he was born on February 17, 1941, Meyer earned ten letters in three sports — football, basketball and baseball — and was captain and all conference in all three as a senior. He also served as class president from the ninth through twelfth grades and attained the rank of Eagle Scout.

Meyer went to Purdue as a walk-on football candidate in 1959 and earned a football scholarship in the second semester of his freshman year. A defensive back, he led the team in minutes played as a junior and senior. Outstanding both on the field and in the classroom, Meyer was selected to the All-Big 10 Academic Team and won the Nobel Kaiser Award for athletic and academic achievement in 1963.

Upon graduation, he remained at Purdue for one year to serve as a graduate assistant coach on Jack Mollenkopf's staff before becoming head coach at Penn High School in Mishawaka, Indiana. After recording a 5-4-1 record there in 1964, he returned to his alma mater to spend six seasons (1965-70) as an assistant coach.

While on the Purdue staff, Meyer was responsible for the offensive backfield, receivers and the overall passing game. He worked with such players as Bob Griese, Leroy Keys and Mike Phipps during that time. In his second year there, Purdue beat Southern Cal, 14-13 in the 1967 Rose Bowl.

Meyer exhibited a sharp eye for identifying talent while with the Boiler-makers and personally recruited former Patriot wide receiver Darryl Stingley, former Denver runningback Otis Armstrong and Washington defensive lineman Dave Butz. In 1969, Meyer convinced the three to play their college ball at Purdue and all three were first round draft choices in the 1973 NFL draft.

Stingley, now the Patriots' Executive Director of Player Personnel said, "Ron is a real class guy who made me what I am as both a player and as a person. It was because of Ron that I attended Purdue. I knew then that he would be a successful coach and his record has proven me right. I am sure that he will be able to get the Patriots back on the winning track."

In 1971, Meyer left Purdue for the NFL ranks, joining the Dallas Cowboys as a personnel scout and spending several months on the same scouting staff as Patriots' Vice President Bucko Kilroy. Kilroy said of Meyer's appointment, "I am very pleased to be reunited with Ron for many reasons, the most important of which include that he is very bright, an innovator, a workaholic and a no nonsense guy with only one goal in mind—to win."

After two years with the Cowboys, he was named head coach at the University of Nevada — Las Vegas in 1974.

Meyer took over a UNLV squad that had won once in eleven starts in 1972 and in his first year at the helm the Rebels turned in an 8-3 record. In 1974, the Rebels finished undefeated in eleven regular season games and split two playoff games to finish as runnerup in the NCAA Division II National Championship. In his third and final year there, Meyer guided the Rebels to a 7-4 mark before being summoned to Dallas and SMU.

Meyer and his wife Cindy are the parents of two sons, Ron, Jr. and Ralph, and two daughters, Elizabeth and Kathryn. His hobbies include bass fishing, golf, football history and World War II history.

RON MEYER'S HEAD COACHING RECORD

		W	L	T	PCT
1973	Univ. of Nevada-Las Vegas	8	3		.727
1974	Univ. of Nevada-Las Vegas	12	1		.923
1975	Univ. of Nevada-Las Vegas	7	4		.636
3 year total — UNLV		27	8	0	.771
1976	SMU	3	8		.273
1977	SMU	4	7		.364
1978	SMU	4	6	1	.409
1979	SMU	5	6		.455
1980	SMU	8	3		.727
1981	SMU	10	1		.909
6 year total — SMU		34	31	1	.523
1982	Patriots	5	4	0	.555
1983	Playoffs	0	1	0	.000
1 year total — Patriots		5	5	0	.500
Head Coaching Total		66	44	1	.600

ASSISTANT COACHES

NOTE: With the exception of Defensive Coordinator Rod Rust, the entire Patriots Coaching Staff worked together in 1982. Rust was appointed Defensive Coordinator on February 7, 1983, replacing Jim Mora who resigned the post to become head coach of the Philadelphia Stars (USFL).



TOMMY BRASHER **Defensive line**

Tommy begins his 20th year of coaching this season and has spent a majority of his coaching career handling defensive positions. In his first year with the Patriots last season, he worked with seven defensive linemen, only one of whom — Julius Adams — had any pro playing experience prior to the start of the year. Working with the young and promising defensive line, Brasher's charges turned in 20 sacks in the nine game season, and big improvement over the Patriots sack total of 20 in 16 games the year before.

An All-Southwest Conference linebacker at Arkansas in 1962, Tommy played in the 1962 and 1963 Sugar Bowls but a knee injury limited his playing time as a senior. He began his coaching career following graduation as offensive and defensive line coach at his hometown high school in El Dorado, Arkansas. He later made two other coaching stops at Arkansas high schools, working at Galveston Ball in 1965 and 1966 and later at Hot Springs from 1966-69. As head coach at Hot Springs, he was named Arkansas Coach of the Year in 1968.

In 1970, Tommy jumped to the collegiate coaching ranks, spending one season as assistant defensive line coach at Arkansas. He then spent the next three seasons (1971-73) at Virginia Tech (VPI) where he spent two seasons coaching the defensive line and one season with the linebackers. After his tenure at VPI, Tommy served as defensive coordinator and line coach at N.E. Louisiana in 1974 and 1976, taking a one year break to serve as defensive coordinator of the WFL's Shreveport Steamer in 1975. Tommy joined Ron Meyer's staff at SMU in the spring of 1977 as the Mustangs' defensive line coach, a position he served in for five seasons before assuming the same capacity with the Patriots.

Born December 30, 1940 in El Dorado, Arkansas, Tommy and his wife LaNelle are the parents of two daughters, Melodie and Christy.



CLEVE BRYANT **Offensive Backs**

In his first year as offensive backs coach, Cleve played an instrumental role in guiding the Patriots ground attack to a second place finish in the NFL's team rushing standings last year. With 1,347 yards on the ground, the Patriots rushing attack was outgained by only the Buffalo Bills, the NFL team rushing titlist, who had 1,371 yards.

An outstanding athlete at Glenwood H.S. in Canton, Ohio, Cleve went on to direct Ohio University to back-to-back Mid-American Conference Championships in 1967 and 1968. For his efforts on the collegiate gridiron, Cleve was tabbed as the MAC's Offensive Player-of-the-Year in 1968 and became the youngest player ever inducted into the Ohio University Hall of Fame when he was bestowed that honor in 1975. For his efforts on the gridiron, Cleve was chosen by the Denver Broncos in the 11th round of the 1970 NFL Draft.

Following graduation, Cleve spent five years with a financial plan-

ning firm before returning to football as quarterbacks and receivers coach on Dick Crum's staff at Miami of Ohio in 1977. When Crum became head coach at North Carolina, Cleve joined him there as quarterbacks coach. With the Tar Heels, Cleve helped engineer one of the most respected and innovative college offensive attacks in the country. Before Cleve joined the UNC staff, a Tar Heel quarterback had never led the ACC in passing, but he guided both Matt Kupec (1979) and Rod Elkins (1980) to the top of the ACC passing charts in back-to-back years.

Born on March 27, 1947 in Marianna, Florida, Cleve and his wife Jean are the parents of two sons, Rodney and Kyle.



LEBARON CARUTHERS

Strength and Conditioning

One of the top priorities set by Ron Meyer for his Patriots' squad is that they will be the NFL's strongest and best conditioned team. Noting the success that his SMU teams had in that area under LeBaron Caruthers, Meyer

brought along the dedicated Caruthers to join his Patriots staff a year ago and make that goal a reality. Under Caruthers' program, each Patriot player follows an individually designed strength and conditioning program that incorporates free weight and Nautilus exercises as well as flexibility and jumping drills.

The Texas State Superheavyweight Division Olympic Lifting Champion in 1980 and 1981, LeBaron has a wealth of knowledge and experience in strength and conditioning techniques. He played offensive tackle at East Carolina in 1972, but transferred the following year to North Carolina State to concentrate on shotputting, discus throwing and weightlifting. While at N.C. State, he was a two-time All-America shotputter and had a personal best toss of 64'3".

Following graduation, he served as an assistant track coach at Auburn from 1978 to March, 1980. In that capacity, he was also responsible for the weightlifting programs of both the mens' and womens' track teams. LeBaron then left Auburn to become Strength Coach for the entire SMU Athletic Department and played a vital role improving the overall physical strength and condition of the Mustang football squad.

As a weightlifter, LeBaron has recorded personal best lifts of 640 lbs. in the squat, 690 lbs. in the deadlift, 415 lbs. in the clean and jerk, 420 lbs. in the bench press and 320 lbs. in the snatch.

Born on April 24, 1954 in Nashville, Tennessee, LeBaron is single.



STEVE ENDICOTT

Receivers

Steve will coach the Patriots' receivers again this year, a position he was appointed to after serving as offensive coordinator and quarterbacks coach for three seasons under Ron Meyer at SMU. In his first season with


the Patriots, the receiving corps topped the NFL for the second straight year with the best average yards gained per completion mark (15.27 yards).

A three year starter at quarterback for Oregon State, Steve ranks second to Terry Baker on the school record books for total offense in a season, passing yardage and TD passes. After his playing career, he stayed at OSU as a graduate assistant coach for the 1972 season before assuming the same position at Miami (FL) in 1973. In 1974, he was freshman coach for the Hurricanes and became the varsity quarterbacks and receivers coach the next year.

In 1976, Steve left Miami to join Meyer's new staff at SMU as receivers coach. When Larry Keenan left as SMU's offensive coordinator in 1978, Steve assumed that role in addition to handling the

quarterbacks. In 1977, he served as a guest coach for Winnipeg of the CFL and the following year was a guest coach for the Toronto Argonauts, also of the CFL. In both cases, he worked with the receivers.

Born January 27, 1950 in Grants Pass, Oregon, Steve is single.



LEW ERBER **Offensive Coordinator and** **Quarterbacks**

With 25 seasons of coaching under his belt, Lew begins his second season as the Patriots' offensive coordinator and quarterbacks coach as well as his tenth year in the NFL. Under his direction last year, the Patriots rushing game finished second in the NFL with 1,347 yards, just 24 yards behind the NFL team titlist, Buffalo, who had 1,371 yards. Also, the Patriots passing game topped the league for the second straight year in average yards gained per completion (15.27 yards), had the highest TD passing percentage in the league (6.4%) and one of the lowest interception rates (4.8%).

Lew joined the Patriots' staff after spending the previous six seasons with the Oakland Raiders. While with the AFC West club, he handled the Raiders' running backs from 1976-78 under Head Coach John Madden and spent the next three seasons as receivers coach under Head Coach Tom Flores. During his tenure at Oakland, Lew helped coach the Raiders to victories in Super Bowl XI (1977) and Super Bowl XV (1982) and tutored five Pro Bowl players — QB Ken Stabler, RB Mark van Eeghen, TE Dave Casper and WRs Raymond Chester and Cliff Branch.

Prior to joining the Raiders, Lew gained his first NFL coaching experience across the bay as receivers and kicking game coach of the San Francisco 49ers in 1974 and 1975. During that time, he coached all-pro WR Gene Washington.

Lew played his college ball as a single wing tailback and defensive back at Montclair (N.J.) State and was inducted into the school's hall of fame in 1979. Following graduation, Lew served in the U.S. Marine Corps, attaining the rank of Captain and playing football at both the Quantico and Camp Pendleton Marine bases. Before moving to the pro ranks, he made collegiate coaching stops at Iowa State (1967-68), California Western (1969-72), San Diego (1973) and California (1974).

Born on May 27, 1934 in Clifton, N.J., Lew and his wife Pat are the parents of three daughters and two sons.



BILL MUIR **Offensive Line**

The first coach named to Ron Meyer's staff, Bill Muir is in charge of the Patriots' offensive line, a unit that plowed through opposing defenses as the Patriots finished with the NFL's second highest team rushing total (1,347 yards). The offensive line also allowed only 15 sacks in 205 passing attempts, for a respectable 7.43% sacks allowed percentage. Muir tutored an offensive line that included two second-year players in the starting ranks — LT Brian Holloway and RG Ron Wooten — in addition to veterans John Hannah, Shelby Jordan and Pete Brock.

A tackle at Susquehanna (PA) College, he graduated in 1965 and spent the following fall as line coach at his alma mater. He then spent the next two years as offensive line coach and head track coach at Delaware Valley (PA) College before becoming the line coach of the Orlando Panthers of the Continental Football League for two seasons

(1968-69).

Bill left the Panthers to rejoin the collegiate coaching ranks as defensive coordinator and recruiting coordinator at Rhode Island from 1970-71. From there, he moved to Idaho State to assume similar responsibilities with the Bengals for the 1972 and 1973 campaigns.

In 1974 and 1975, Bill was the offensive coordinator and offensive line coach for the Houston — Shreveport franchise of the WFL, serving on the same staff as Patriot defensive line coach Tommy Brasher in 1975. Following his two year stint in the WFL, Bill joined Ron Meyer's staff at SMU as offensive line coach for the 1976 and 1977 seasons before joining the Tampa Bay Buccaneers. With the Bucs, Bill spent 1978 as a college scout and the 1979-81 seasons as the club's pro personnel director.

Born October 26, 1942 in Pittsburgh, PA, Bill and his wife Barbara are the parents of a daughter, Keelan, and son, Brady.



ROD RUST **Defensive Coordinator**

The defensive coordinator for the Kansas City Chiefs during the past five seasons, Rod is the newest member of the Patriot staff, having joined the club on February 7, 1983.


During the 1981 season, Rod was the architect of a Chiefs' rush defense that ranked first in the AFC. Last year, the Chiefs' defense ranked fourth on the AFC team chart while the Patriots' were sixth. During his tenure as the Chief's Defensive Coordinator, Rust aided the development of three present all-pros: DE Art Still, CB Gary Green and FS Gary Barbaro.

A native of Webster, Iowa, Rod played center and linebacker at Iowa State and spent a two-year tour of duty with the U.S. Army in the Far East. Following his military hitch, he began his coaching career. He made his first coaching stop on the collegiate level as an assistant at New Mexico from 1960-62. He then moved west to Stanford University, where he served as defensive coordinator under John Ralston through the 1966 season.

In 1967, Rod was appointed head coach at North Texas State. During his six years there, he developed several outstanding defensive linemen, including all-pros Joe Greene and Cedric Hardman.

Following his duty at North Texas State, Rod joined long-time acquaintance Marv Levy, who was head coach of the CFL's Montreal Alouettes. He spent three seasons (1973-75) as defensive coordinator of the Als before joining the NFL coaching ranks as linebackers and front seven coach of the Philadelphia Eagles for the 1976-77 seasons. When Levy became head coach of the Chiefs in 1978, his first staff appointee was Rod.

Rod and his wife Jean are the parents of two sons, Jeff and Greg, and two daughters, Kris and Amy.



DANTE SCARNECCHIA **(Pronounced Scar neck ya)** **Tight Ends and** **Special Teams**


Joining the Patriots' staff following two seasons as offensive line coach on Ron Meyer's SMU staff, Dante made an immediate impact on the Patriots' special teams play. In one year, the Patriots moved from deadlast to second in overall special teams performance and got credit for the league's longest kickoff return in 1982, a 98-yard TD effort by rookie Ricky Smith. Dante also coached the tight ends, Don Hasselbeck and Lin Dawson, who finished as the team's third and

fourth leading receivers with 15 and 13 catches, respectively.

A standout guard at California Western University, he graduated in 1970 and spent the next three seasons (1970-72) as offensive line coach at his alma mater. In 1973, he started a two year stint on the staff at Iowa State and then joined Dave Smith's SMU staff in 1975. When Ron Meyer was named head coach at SMU in 1976, Dante remained on his staff for one season before becoming offensive line coach and recruiting coordinator for two seasons (1977-78) at the University of the Pacific. After serving in the same position at Northern Arizona in 1979, Dante returned to the SMU staff as offensive line coach in 1980.

While playing at Cal Western, Dante played on a squad that included Patriots' Offensive Coordinator Lew Erber as a member of the coaching staff. In addition to his bachelor's degree earned at Cal Western, Dante also received a master's degree from U.S. International in 1973.

Born on February 15, 1948 in Los Angeles, Dante and his wife Susan are the parents of a son Steve and a daughter, Lisa.



STEVE SIDWELL **Linebackers**


Having worked on three different Ron Meyer staffs over the past ten seasons, "Sid" begins his second year as linebacker coach, a position he has handled since becoming a fulltime college coach in 1968.

In his first year with the Patriots, he guided a starting linebacker foursome that included first-time starters Clayton Weishuhn, Don Blackmon and Larry McGrew, who all joined perennial defensive leader Steve Nelson. The linebacking corps made an immediate impact on the Patriots defensive efforts, enabling the young defensive unit to finish sixth on the AFC's team defense chart in 1982.

An All-Big 8 linebacker and center at Colorado in 1965, Sid played in both the Hula Bowl and Blue-Gray Game while also being tabbed as an Academic All-America pick. After graduation, he stayed on at Colorado to spend the 1967 and 1968 campaigns as a graduate assistant coach and then became a full-time member of Eddie Crowder's staff from 1968-73. In four of his five seasons as a full-time coach there, Colorado made postseason bowl appearances and the Buffs were ranked third nationally in 1971. During his coaching tenure at Colorado, Patriot center Pete Brock and tight end Don Hasselbeck were both starters for the Buffs.

In 1974, Sid left Colorado to become defensive coordinator and linebacker coach under Meyer at UNLV and later moved to SMU with Meyer in 1976 where he spent the next six seasons in the same capacity.

Born on August 30, 1944 in Winfield, Kansas, Sid and his wife Katy are the parents of two sons, Brad and Scott.



STEVE WALTERS **Secondary**

In his first year as a pro coach, Steve became the Patriots sixth secondary coach in a seven year period. Under Steve's guidance, Rick Sanford made a smooth transition from strong to free safety, Roland

James performed well at strong safety, and with the aid of possibly the NFL's finest cornerback duo — Mike Haynes and Raymond Clayborn — the Patriots' pass defense was rated fifth in the NFL for the 1982 season.

A two-year letter winner as a defensive back, Steve played at

Arkansas in 1969-70. He then began his coaching career as an assistant freshman coach at Virginia Tech (VPI) from 1971-72 and then moved to the University of Tampa where he spent the 1973 season as coach of the receivers. In 1974 and 1975, Steve was the secondary coach at N.E. Louisiana. In both of his stops at VPI and N.E. Louisiana, Steve worked on the same staff as Patriots' Defensive Line Coach Tommy Brasher.

Steve left N.E. Louisiana to become the receivers and quarterbacks coach at Morehead State in 1976 and then spent the 1977 and 1978 seasons as the offensive coordinator and recruiting coordinator at Tulsa. Prior to joining the SMU staff in 1980, Steve spent the 1979 season as quarterback coach at Memphis State.

In addition to the B.S.E. degree he holds from Arkansas, Steve also earned a masters degree in physical education from Morehead State in 1976.

Born June 16, 1948, in Jonesboro, Arkansas, Steve and his wife Susan are the parents of a son, Kirk, and a daughter, Kasey.

PERSONNEL GUIDE

WAIVERS: The waiver system is a process by which player contracts or NFL rights to players are made available by a club to other NFL Clubs. During this process, a club may make a claim to obtain the player or "waive" its right to do so — thus the term "waiver". Claiming clubs are assigned players on a priority based upon the inverse of won-lost standings. The claiming period is normally ten days during the offseason and 24 hours from early July through December. In some circumstances, a club is allowed another 24 hours to rescind its action (recall of waiver request) and/or the claiming club to do the same (known as a withdrawal of a claim). If a player passes through waivers unclaimed or not recalled, he becomes a free agent. Under the Collective Bargaining Agreement, from February 1 through October 11 any veteran who has acquired four years of pension credit may, if about to be assigned to another club through the waiver system, reject such assignment and become a free agent.

INJURED RESERVE: This is a reserve list category that may be used for the player by a club if the player is injured in a practice session or game of his club in any year, after having passed the club's physical examination in that year. If a player fails the club's initial physical examination, he is not available for reserve/injured; the club may instead use the procedure of Physically Unable to Perform or Non-Football Injury/Illness, whichever is applicable. If a player is physically unable to play football for a minimum of four games from the time he is placed upon reserve/injured, he may be re-activated by his club upon clearing procedural recall waivers. Also, each club is allowed three free reactivation moves each season for players placed on reserve/injured following the final roster cutdown.

RESERVE LISTS: Included among the various categories on the reserve list are retired, injured, non-football injury/illness, physically unable to perform, military and did not report.

TRADES: Unrestricted trading is allowed between clubs through the Tuesday following the sixth regular season game (October 11, 1983) and does not resume again until January 30, 1984.

ROSTER SIZES: From 1978 to 1981, clubs were allowed 45 players on their active rosters. In 1982, the limit was raised to 49, but for 1983, the active roster has been set at 45 again. From 1975-77, each club was permitted 43 players on the active roster, while in 1974 the active roster limit was 47 players. The first roster limitation rule permitted 16 players per club in 1925.

ROSTER CUTDOWN DATES: All NFL clubs must reduce their active roster totals to 60 players on August 16, 1983, 50 players on August 23rd and to the final total of 45 players on Monday, August 29th.

HEAD COACHES RECORDS

Coach	Seasons	Years	W-L-T Record	Pct.
LOU SABAN	1½	1960-61	7-12-0	.368
MIKE HOLOVAK	7½	1961-68	53-47-9	.528
CLIVE RUSH	1½	1969-70	5-16-0	.238
JOHN MAZUR	2	1970-72	9-21-0	.300
PHIL BENGTON	½	1972	1- 4-0	.200
CHUCK FAIRBANKS	6	1973-78*	46-41-0	.529
RON ERHARDT	3	1979-81	21-27-0	.438
RON MEYER	1	1983	5- 4-0	.555

*Fairbanks was under suspension for 12-18-78 game against Miami, won by Dolphins 23-3. Erhardt & Bullough served as acting co-head coaches and this loss is not included in Fairbanks' record.

ALL-TIME COACHES ROSTER

Name	Position	Total Years	Years of Service
Beatty, Bruce	Offensive Line	4	1969-1972
Bengtson, Phil	Head Coach (Int.)	½	1972
Berry, Raymond	Receivers	4	1978-1981
Brasher, Tommy	Linebackers	1	1982
Bruney, Fred	Defensive Backfield	2	1962-1963
Bryant, Cleve	Offensive	1	1982
Bullough, Hank	Defensive Line	7	1973-1979
Campbell, Marion	Defensive Line	2	1962-1963
Cappelletti, Gino	Special Teams	3	1979-1981
Caruthers, LeBaron	Strength/Conditioning	1	1982
Collier, Joel D.	Defensive Backfield	2	1960-1961
Dotsch, Rollie	Outside Linebackers	2	1975-1976
Elias, Bill	Defensive Backfield	2	1969-1979
Endicott, Steve	Receivers	1	1982
Erber, Lew	QB's/Off. Coord.	1	1982
Erhardt, Ron	Offensive Backfield	6	1973-1978
	Head Coach	3	1979-1981
Evans, Dick	Defensive Line	2	1971-1972
Fairbanks, Chuck	Head Coach	6	1973-1978
Fletcher, Tom	Defensive Backfield	2	1971-1972
Gibson, Claude	Defensive Backfield	1	1968
Grier, Bobby	Offensive Backfield	1	1981
Holovak, Mike	Offensive Backfield	1½	1960-1961
	Head Coach	7½	1961-1968
Kinard, Billy	Defensive Backfield	2	1979-1980
Lantz, Rick	Linebackers	1	1981
Loudd, Rommie	Linebackers	1	1966
McLaughlin, Leon	Offensive Line	1	1977
Mazur, John	Offensive Backfield	1½	1969-1970
	Head Coach	2	1970-1972
Meyer, John	Linebackers	4	1969-1972
Miller, Burnie	Special Teams	1	1972
Miller, Red	Offensive Line	6	1960-61, 73-76
Mora, Jim	Defensive Coordinator	1	1982
Muir, Bill	Offensive Line	1	1982
Nelsen, Bill	Quarterbacks	2	1973-1974
Parcells, Bill	Linebackers	1	1980
Parilli, Babe	Quarterbacks	1	1981
Perkins, Ray	Receivers	4	1974-1977
Polonchek, John	Quarterbacks	6	1975-1980
Richardson, Jesse	Defensive Line	5	1965-1969
Ringo, Jim	Offensive Line	4	1978-1981
Roach, Dick	Defensive Backs	1	1981
Rush, Clive	Head Coach	1½	1969-1970
Rutigliano, Sam	Off. Backs-Receivers	3	1971-1973
Saban, Lou	Head Coach	1½	1960-1961
Scarnecchia, Dante	Special Teams/TEs	1	1982
Shurmur, Fritz	Defensive Line	4	1978-1981
Sidwell, Steve	Linebackers	1	1982
Smith, Jerry	Defensive Line	2	1960-1961
Spinney, Art	Offensive Line	7	1962-1968
Stoltz, Jerry	Receivers	4	1969-1972
Sumner, Charlie	Linebackers,		
	Defensive Backs	6	1973-1978
Taseff, Carl	Defensive Backfield	1	1964
Valek, Jim	Special Teams	3	1973-1975
Walker, Dick	Defensive Backs	1	1977
Walters, Steve	Defensive Backs	1	1982
Weaver, Larrye	Defensive Backfield	4	1973-1976
Weber, Chuck	Def. Line/Backfield	4	1964-1967
Yewcic, Tom	Offensive Backfield	4	1967-68, 79-80
	Special Teams	3	1976-1978

STAFF PERSONNEL



DICK STEINBERG
Director of Player Development


Regarded as one of the NFL's top talent hunters, Dick rejoined the Patriots' organization when he was named Director of Player Development on February 9, 1981. In his capacity, he is responsible for directing the Patriots' overall scouting operation and use of the Patriots' computer system in the accumulation and management of scouting data.

Steinberg rejoined the Patriots after departing his position as a Patriot scout to become Director of College Scouting for the Los Angeles Rams in June, 1976. He remained in that post until being promoted to the position of Director of Player Personnel, a post he held until June, 1980.

After his four year stay with the Rams, Steinberg joined then General Manager Steve Rosenbloom as Vice President of Player Personnel with the New Orleans Saints. Steinberg later resigned that post on January 20, 1981 before rejoining the Patriots.

A native of Philadelphia, Steinberg played football and majored in Physical Education and Health at Temple University. In addition to serving a two year tour of duty with the U.S. Army in France, Steinberg served as a high school coach at Philadelphia's Roman Catholic High (1960-61) and at Staunton (VA) Military Academy (1961-64). He then entered the collegiate coaching ranks as an assistant at Vanderbilt (1964-1967) and Kansas State (1967-69).

Following a brief stint as a scout with the Dallas Cowboys in 1969, Steinberg spent three seasons as an assistant coach at Southern Mississippi (1970-72) before joining the Patriots as a personnel scout under then Director of Player Personnel Bucko Kilroy. Steinberg served with the Patriots from 1972 to 1976 before departing for the Rams.



BILL MCPEAK
Director of Pro Scouting

Keeping track of pro football talent for the Patriots' organization is one of the NFL's most knowledgeable football men, Bill McPeak.

A star at the University of Pittsburgh, McPeak played for the Pittsburgh Steelers as a defensive end from 1949-57. During that span, McPeak played in the 1953, 1954 and 1957 Pro Bowls. To date, McPeak still shares the NFL record for career safeties with three.

During the final two years of his tenure at Pittsburgh, McPeak began his 16 year NFL coaching career. In 1959, he joined the Washington Redskins, staying with the 'Skins until 1965. Of his seven seasons with that club, the final five were as head coach. Included on his staff at Washington was a player personnel director named Bucko Kilroy, now the Patriots' Vice President.

McPeak joined the Detroit Lions in 1967 as offensive coordinator, a post he held until he went to the Miami Dolphins in 1973.

While with the Dolphins as an offensive coach, the Dolphins won Super Bowl VIII, their second consecutive Super Bowl win and third straight Super Bowl appearance.

After suffering a serious illness during the 1974 offseason, McPeak remained out of the NFL on a full-time basis until being named to his present position on July 23, 1979.

When first named as general manager on April 6, 1979, Bucko Kilroy stated that one of his top priorities was to hire a pro scout, and he was elated to have the qualified McPeak join the Patriots' organization. Since that time, McPeak has been responsible for scouting present and prospective professional football talent both on film and in game situations.

STAFF PERSONNEL



LOU ASSAD
Dir., Security




GEORGE BLACKBURN
Scout



DEBBIE BLOOM
Pro Scouting




CAROL BONENFANT
Coach Meyer's Office




DON BROCHER
Asst. Equip. Mgr.



KEVIN CAVE
Stadium Operations



MICEAL CHAMBERLAIN
President-SMC




KEN DEININGER
Film Manager




PATTY DEL GROSSO
College Scouting




KRIS ERICKSON
Media Relations




BILL FANTINI
Asst. Ticket Mgr.



KEVIN FITZGERALD
Ticket Mgr.



BOBBY GRIER
Scout




JEFF HAWKINS
Admin. Aide



TOM HEALION
Head Trainer


STAFF PERSONNEL



TOM HOFFMAN
Dir., Media Relations



HELEN IGO
College Scouting



JULIE KUCONIS
SMC




BILL LENKAITIS, D.D.S.
Team Dentist



MARIE LOWRE
Business Office




GEORGE LUONGO
Equip. Mgr.



PHIL LYNCH
Admin. Aide




FRAN MAYNARD
Receptionist



TOM MCNAMARA
Stadium Operations



PATTI MECHLINSKI
Pat Sullivan's Office



NANCY MEIER
Admin., Play. Pers.




JOE MENDES
Dir., College Scouting



EDIE MYERS
Stadium Operations

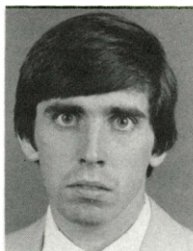


PEG MYERS
Data Processing Asst.




RAY MYERS
Stadium Operations

STAFF PERSONNEL




FRANK NAPOLI
Asst. Ticket Mgr.



SCOTT OLKKOLA
Stadium Operations



SUSAN OUELLETTE
Cheerleaders Dir.



STEVE POREDA
Data Processing Mgr.



JUDY QUIMBY
Admin. Asst., G.M.



BARBARA RUHL
Mr. Sullivan's Office




BEV SCOLLINS
Coaches




CLAUDIA SMITH
Dir., Public Affairs




DARRYL STINGLEY
Exec. Dir., Play. Pers




BILLY SULLIVAN III
VP, Operations-SMC



BOB TEAHAN
Scout



JOHN WATERS
Asst. Trainer



DAVE WINTERGRASS
Asst. Dir., Media Rel.



BERTRAM ZARINS, M.D.
Team Physician



PATRIOTS VETERANS



JULIUS ADAMS 85

DE 6-3 270

TEXAS SOUTHERN 13th year

DOB: 4-26-48 at Macon, GA

HOW ACQUIRED: D-2, 1971

PRO BOWL: 1981

PRO: Ron Meyer calls Julius "a pro's pro and a player who enjoys great respect from coaches and players alike for his ability and work ethic"...the oldest and most experienced player on the squad, Julius has started every game the past three years and has played in 148 games as a Patriot...he now ranks fourth on the club's all-time games played list and needs to play in 12 games to unseat former OT Tommy Neville for the most games played as a Patriot...last season, Julius was the only one of the seven defensive linemen to have entered the year with pro experience...he finished second to Ken Sims in tackles among defensive linemen with a total of 45...in the Patriots' pivotal 3-0 win over Miami (12-12) he blocked a Ewe von Schamann FG try...finished second on the Patriots sack chart with 2½, including two against Houston (11-28)...has had 35 QB sacks over the past six seasons...his eight QB pressures in 1982 now gives him 35 over the past four seasons...in '81, he was eighth on the team in tackles with 54 stops and 30 assists...his outstanding play and leadership has led him to win the Jim Lee Hunt Memorial Award, given to the outstanding Patriot lineman, in both 1980 and 1982...in 1980, he made his first and only Pro Bowl appearance...he earned that honor with 52 tackles and seven assists (eighth on the team)...also tied Tony McGee that year for team leadership on the sack chart with 8½ for 65 yards...finished second on the team in 1980 with nine QB pressures...after missing all but the season opener of the '78 season with a shoulder injury, he returned in '79 to play all 16 games, his six QB sacks played a vital part in the Patriots' NFL leading total of 57 QB sacks..."The Jewel" also accounted for 49½ tackles. 13 QB pressures and a fumble recovery in '79 while making seven starts...while starting all 14 games in '77, Julius had 9½ sacks, including 4½ against the Falcons (12-4-77) in front of his hometown fans...he also had 43 tackles on the year while leading the defensive line in total plays (841)...Julius was the top tackler (47½) among the defensive linemen in '76 and also had six sacks and 12 QB pressures...during his Patriots career, he has played three positions—DE, DT and LB for the club...was Patriots' leading sacker (7½) in '74 and was named as one of the NFL's top defensive linemen by Pro QB Magazine...missed five games the following year (1975) with a foot injury, but returned to spearhead the defense in '76...chosen to the UPI all-rookie team in 1971.

COLLEGE: Four-year starter at Texas Southern where he was twice tabbed all conference.


PERSONAL: Married (Pat)...father of three sons, Julius III (12), Chris (8), and Keith (4), as well as a daughter Simone (5)...likes to hunt...operates a farm in his hometown Macon, GA area.

GAMES PLAYED/STARTED: 1971-14/11, 1972-11/10, 1973-14/14, 1974-14/14, 1975-9/8, 1976-14/14, 1977-14/14, 1978-1/1, 1979-16/7, 1980-16/16, 1981-16/16, 1982-9/9, Total: 148/134. Entering the 1983 season Adams has 41 consecutive starts.

STATS: Fumble Recoveries: 1971-1, 1973-1, 1982-1. Blocked a PAT attempt vs. Buffalo 11-3-74. Blocked a FG attempt vs. Miami 12-12-82.

FOR THE RECORD. . . .

When the Patriots hosted the Pittsburgh Steelers at Neyland Stadium in Knoxville, Tennessee in a 1982 preseason game, they played before a capacity crowd of 93,251, the second largest group ever to see an NFL preseason game. The largest preseason crowd in NFL history was a group of 95,985 fans who saw the Rams and Redskins play in Los Angeles on August 15, 1951.



DON BLACKMON 55

OLB 6-3 235

TULSA 3rd year

DOB: 3-14-58 at Pompano Beach, FL

HOW ACQUIRED: D-4, 1981


PRO: Don earned the starting right OLB spot in his second year of play last year and finished the nine-game season as the team's third leading tackler with 30 tackles and 47 assists...with great speed and strength, Don became an elusive pass rusher, tying with DE Ken Sims for the team lead in QB sacks with 4½...he also was second on the squad in '82 with nine QB pressures...in the season opening 24-13 win at Baltimore (9-12), he made his first pro interception...against Miami (12-12), Don made a game saving interception of a David Woodley pass at the Patriot ten with 30 seconds to play to preserve a critical 3-0 win for the Patriots over the Dolphins...also had a big day in the season finale 30-19 win over Buffalo (1-2-83) that earned the Patriots a playoff spot...against the Bills, he registered nine tackles, four QB pressures and one sack...as a rookie, he made the squad with his brilliant special teams play and saw action in all 16 games...Don also saw spot duty at the OLB post, collecting 25 tackles, one QB pressure, one pass deflection and one caused fumble.

COLLEGE: A three-time All-Missouri Valley Conference selection who was the conference Defensive Player-of-the-Year in '80...during his career, Blackmon was a three-year starter who recorded 40 tackles for minus yardage (239 total yds.) as a senior, anchored Tulsa defense with 15 tackles effort that led to Tulsa's first shutout victory since 1967, a 3-0 win over Kansas State...during the same year had 18 tackles, including three for losses in 28-27 win over Texas State.

PERSONAL: Married (Jacqueline)...one daughter, Candice (1)...enjoys photography...resides in Ft. Lauderdale area...plans to complete degree in Advertising and Public Relations.

GAMES PLAYED/STARTED: 1981-16/0, 1982-9/9, Total: 25/9.

STATS: Interceptions: 1982-2. Fumble Recoveries: 1982-2 (one for +47 yds. vs. Houston 11-28).



MORRIS BRADSHAW 88

WR 6-1 195

OHIO STATE: 10th year

DOB: 10-19-52 at Highland, IL

HOW ACQUIRED: W-Raiders, 1982

PRO: Morris was acquired on waivers from the Raiders during the final roster reduction period last year...he was on the inactive list for the season opener, but played in the next eight games, starting five of them, including the last four games of the regular season...catching six passes for 111 yards (18.5 avg.) and one TD, Morris ranked fifth on the Patriots' receiving chart...his longest catch of the year was a 48-yard reception at Seattle (12-19) that setup the Patriots only TD in a 16-0 win...his lone TD catch of the year came with just eight seconds to play in the first half against Buffalo in the regular season finale (1-2-83)...that score began a Patriot comeback bid that resulted in a 30-19 win over the Bills and a playoff spot for the Patriots...an able and experienced wide receiver, Morris has also been a valuable special teams performer...his only 100-yard receiving game was an four catch, 107 yard performance at San Diego on 9-10-78...his single game high mark for receptions was an eight reception day at Chicago the same year...in his nine year career, Morris has played in 12 playoff games, as well as Super Bowl XI and Super Bowl XV...with 40 receptions for 552 yards (both single season career highs for Morris), he had the Raiders highest reception average (18.0) of 1978...originally the fourth round pick of the Raiders in 1974, he was the 93rd player selected that year.


COLLEGE: Three-year letterman who played halfback, split end and flanker at Ohio State...against Wisconsin in 1971, he had an 88-yard TD run and returned a KO 88 yards for a score as well...averaged 23.7 yards per rush as a ball-carrier in college...lettered as a sprinter on the track team...majored in Political Science.

PERSONAL: Married (Deborah)...father of a daughter Karla (14) and a son, Justin (6)...spends the offseason in Alameda, CA...captained the football and track teams at Edwards (IL) H.S. where he was chosen as an All-American tailback...has a personal best of 9.6 secs. in the 100 yard dash...also competed in the 220, 440 relay, 880, high and broad jumps.

GAMES PLAYED/STARTED: 1974-12/0, 1975-14/0, 1976-14/0, 1977-14/1, 1978-16/14, 1979-3/3, (On IR 9-26 through remainder of '79 season), 1980-16/0, 1981-15/8, 1982-8/5, Total: 112/31.

Year	G	RECEIVING				
		No.	Yds.	Avg.	LG	TD
1974	12	—	—	—	—	—
1975	14	7	180	25.7	48	4
1976	14	1	25	25.0	25t	1
1977	14	5	90	18.0	28	0
1978	16	40	552	13.8	44	2
1979	3	3	28	9.3	12	0
1980	16	6	132	22.0	45	1
1981	15	22	298	13.5	29	3
1982	8	6	111	18.5	48	1
Totals	112	90	1416	15.7	48	12

OTHER STATS: Rushing: 1975-one for minus five yds., 1976-one for four yds., 1978-one for five yds. Kickoff Returns: 1974-one for zero yds. Fumbles: 1978-1, 1982-1. Fumble Recoveries: 1976-1.



PETE BROCK 58

OC 6-5 270

COLORADO 8th year

DOB: 7-14-54 at Portland, OR

HOW ACQUIRED: D-lb, 1976


PRO: Fast becoming one of the NFL's best centers, Pete is one of the team's strongest players...he has started each of the 25 games over the last two seasons since beating out Bill Lenkaitis for the starting role in 1981...with Pete centering the Patriots' massive forward wall, the Patriots' finished second on the NFL's team rushing list with 1,347 yards, only 24 yards behind Buffalo, the team rushing champion...that team also averaged 4.2 yards a rush and led the NFL for the second straight year in yards gained per completion...in his first year as a starter, the Patriots team rushing average jumped from 3.8 yards a carry in 1980 to 4.1 yards per rush in 1981...one of the Patriots' most versatile players, Pete played all 16 games of 1980 at center...worked as apex in the line behind Bill Lenkaitis, playing the second and fourth quarters while Lenkaitis played the first and third stanzas...primary backup at center and guard through first ten games of 1979, he started last six games at LT in place of the injured Dwight Wheeler...started at RG in 27-7 win over Chicago (10-7-79) and played three other positions (LT, WB and snapper) in same series of plays...his versatility in filling all positions and shoring up the Patriots' offensive line that was riddled with injuries earned Pete the 1776 Fan Club's Unsung Hero Award for 1979...not only does he snap for FG, PAT and punts, Pete also has played as wingback or third TE in three TE offense...started at LG in place of absent John Hannah for first three games of '77...as a rookie, Pete caught TD pass vs. NY Jets and was dubbed "Deep Threat" by teammates...one of three first round picks by Patriots in 1976 draft...he and Tim Fox were chosen with first round picks acquired from San Francisco in Jim Plunkett trade...second offensive lineman, 12th player selected in 1976 draft.

COLLEGE: Consensus All-America and co-captain at Colorado his senior year...teammate of Patriot TE Don Hasselbeck while playing for Buffs.

PERSONAL: Married (Karen)...father of two daughters, Stephanie (7) and Shannon (3), as well as two sons John (5) and Joshua (2)...began career in research and development with Nike Shoes, now in promotions with same company...brother Will played with Detroit and Kansas City...younger brother Stan was All-America lineman at Colorado and drafted in first round of '80 NFL draft by New Orleans...likes to fly-fish.

GAMES PLAYED/STARTED: 1976-14/0, 1977-14/4, 1978-15/0, 1979-16/7, 1980-16/0, 1981-16/16, 1982-9/9, Total: 100/36.

STATS: Fumbles: 1979-2. Fumble Recoveries: 1976-1, 1979-2, 1980-1, 1981-1, 1982-1. Receiving: 1976-one for six yds. (TD) at N.Y. Jets, 11-21.



PRESTON BROWN 81

WR 5-11 187

VANDERBILT 3rd year

DOB: 3-2-58 at Nashville, TN

HOW ACQUIRED: D-6, 1980

PRO: Preston started the first four games of 1982 opposite Stanley Morgan...he split duty with starter Morris Bradshaw for the final five games of '82...Preston accounted for the only Patriot TD at Cleveland (11-21-82), when he made an acrobatic 38 yard reception in the endzone...at rain soaked Soldier Field, he hauled in a 41-yard aerial to set up a Steve Grogan two-yard TD run (12-5-82). Preston hurt his back in the 1981 preseason finale vs. Washington and was placed on the injured reserve for the entire year on 8-31...as a rookie in 1980, he made the active roster as a kick returner and fifth receiver...in the fifth game of the year (10-5 vs. NY Jets), Preston broke his left thumb and was placed on the injured reserve list for the balance of the year five days later...at that point he had handled most of the kickoff and punt return duties...led the Patriots during the preseason with 16 kickoff returns for 350 yards (21.9 avg.) including a 44 yarder vs. Oakland...handled each of the Patriots' nine punt returns during the '80 preseason...the 162nd player drafted in '80, Preston was selected with one of the two picks acquired from Houston in exchange for OT Leon Gray.


COLLEGE: SEC's leading receiver as a senior with 52 receptions for 786 yards and 3 TDs...ranked eighth nationally in receiving as a senior...leading receiver in '79 Blue-Gray game with 4 catches for 78 yards...dangerous kick returner who tied SEC record with a 100 yard KO return vs. Ole Miss as a soph...returned a punt 90 yards for a TD in season opener of junior year (1978) vs Arkansas...59 career punt returns for 497 yards (8.4 avg.) and 80 career KO returns for a school record 1,497 yards (18.7 avg.)...played in '80 Senior Bowl.

PERSONAL: Married (Linda)...father of one daughter, Kristen Nicole (1)...was married two days before the start of the 1981 training camp and spent his honeymoon driving to camp...best singer on the squad...plays both the piano and guitar...enjoys narrating and singing at church programs during offseasons...his sister has appeared in Broadway plays...would like to pursue a career in music or law...graduated from Vanderbilt with a BA in May, 1981.

GAMES PLAYED/STARTED: 1980-5/0, (On injured reserve 10-10 through remainder of '80 season), 1981-On injured reserve for entire season, 1982-9/4, Total: 14/4.

Year	G	RECEIVING			LG	TD
		No.	Yds.	Avg.		
1980	5	—	—	—	—	—
1981		On injured reserve for entire season				
1982	9	4	114	28.5	41	1
Totals	14	4	114	28.5	41	1

OTHER STATS: Kickoff Returns: 1980-nine for 156 yds. Punt Returns: 10 for 42 yds., one FC.



RICH CAMARILLO 3

P 5-11 191
 WASHINGTON 3rd year
 DOB: 11-29-59 at Whittier, CA
 HOW ACQUIRED: FA, 1981
 Right-Footed kicker

PRO: Ron Meyer says, "Rich Camarillo is flat out the best punter in the league"...Rich enjoyed a banner second year in the NFL...although not selected to any all-star teams, he had the league's second best net average (37.7 yards) and set a team and individual record for season punting average (43.7 yards)...he accomplished those marks despite having to kick in horrendous weather conditions most of the time...boomed a 76-yard punt vs. NY Jets (9-19-82), which was the longest punt in the AFC and third best in the NFL in '82...Rich was named to the 1982 *Sports Illustrated* All-NFL team and was the 1776 Fan Club Unsung Hero for 1982...in his first season in the NFL, Rich was named to *The Football Digest's* All-Rookie team and had the longest punt of the season in the NFL with a 75-yard boot at Oakland (11-1-81)...three weeks later, he let go a 72-yard punt at Buffalo (11-22-81), the third longest punt of 1981 in the league...in only 18 games, he has been credited with kicking the second, third and fourth longest punts in Patriot history...of his 49 punts in 1982, 14 of them travelled over 50 yards apiece...originally signed by the Patriots as a free agent on 5-18-81, Rich attended the Patriots' 1981 training camp and was active for three preseason games...was waived on 8-24-81 as part of the NFL mandated roster reduction to 50 players...was re-signed after seven weeks of the regular season (10-19-81) and became the third punter on the Patriots' roster before the season's mid-way point...is a two step right-footed punter.

COLLEGE: Spent the first two years as a collegian at Cerritos (CA) J.C. where he averaged 40.5 yds. per punt and 42.8 yds. as a soph...transferred to Washington in '79 and punted 51 times for 2,077 yds. and a 40.7 avg. as a junior...his longest punt that year travelled 60 yds...third-ranked punter in PAC-10 that year...as a senior, he averaged 37.9 yds. per punt on 52 punts...longest punt went 57 yds.

PERSONAL: Single...plans to complete degree in Communications during pro offseasons...took up golf during past offseason...is a cliff diving and hot air balloon flying enthusiast...his uncle Leo is on the professional rodeo circuit and was named 1977 Cowboy-of-the-Year...younger brother Gary plays DB at Cerritos (CA) J.C....longest punt in high school travelled 71 yards.


GAMES PLAYED/STARTED: 1981-9/0, 1982-9/0, Total 18/0.

Year	G	No.	Yds.	PUNTING				
				Avg.	TB	In 20	LG	Blk.
1981	9	47	1959	41.7#	9	12	75*	0
1982	9	49	2140	43.7#	5	10	76	0
Totals	18	96	4099	42.7	14	22	76	0

*NFL Leader

#Club Record

OTHER STATS: Fumbles: 1981-1. Fumble Recoveries: 1981-1.



MATT CAVANAUGH 12

QB: 6-2 212
 PITTSBURGH: 6th year
 DOB: 10-27-56 at Youngstown, OH
 HOW ACQUIRED: D-2, 1978

PRO: Matt won the starting QB post after his training camp and preseason performance and started the first three regular season games...in the season opener at Baltimore, he only had to throw the ball 16 times, connecting on seven...but he hit on two of the seven for TD passes, leading the Patriots to a

24-13 win over the Colts...a week later, he was sacked six times as the Patriots offense was held scoreless in a 31-7 defeat by the NY Jets...in the first game played after the player strike, Matt tossed a 38-yard TD pass at Cleveland to knot the score at 7-7 in the final stanza, but a last second Cleveland FG dropped the Patriots to another defeat...the following week, Steve Grogan assumed the starting QB role for the year...Matt made one more appearance in the lineup, though, relieving the injured Grogan at Pittsburgh (12-26) in the second half...in a brilliant performance, he hit on 11 of 16 passes for 227 yards and two TDs, including a 75-yard scoring toss to Stanley Morgan which was the longest pass play of the year in the AFC...a year before, he also had a difficult experience at the helm as the Patriots won only once in his eight starts...taking over for starter Steve Grogan in the second half of a 13-3 loss at Philadelphia (9-13-81), Matt started the next four games...in his first start of the 1981 season, he connected on 14 of 26 attempts for 235 yards but hurled four interceptions in a 35-21 loss to Dallas on Monday Night (9-21-81)...the following Sunday, he made a homecoming return to Pittsburgh, site of many of his college quarterbacking heroics...in that game, he tossed a career high 42 pass attempts and hit on 22 for 325 yards and one TD...that was the first and only 300-yard passing game of his career...he also rushed three times for 17 yards and caught a nine yard flea flicker pass in the 27-21 overtime loss to the Steelers (9-27-81)...in a 28-24 loss the NY Jets on 10-11-81, he was removed from the lineup and did not see action again until the Patriots-Jets rematch on 11-15...in the game, he replaced the injured Grogan in the second half of play and then started the next four games...during the streak, he completed 17 of 24 passes (70.8%) for 245 yards vs. St. Louis (11-29)...playing in only the last two drives of the season finale at Baltimore, Matt completed 11 of 16 passes for 145 yards and one TD...making his first start as a pro, Matt guided the Patriots to their biggest point outburst of the year as they scored a 47-21 win over Baltimore (11-23-80)...starting in place of the injured Steve Grogan, who was ailing with two sore knees, Matt connected on 10 of 21 passes for 150 yards and one TD while rushing another 35 yards on seven carries...after injuring his left knee in that contest, which forced him to sit out the following week's loss at San Francisco, he returned to start the final three games of the '80 season...all in all, the Patriots won three of four games behind Matt, with the lone loss a 16-13 overtime defeat in Miami (12-8-80)...his best game was in the season finale at New Orleans (12-21-80) as he led the Patriots to a 38-27 come-from-behind win...on that day, he threw three TD passes while completing 16 of 28 passes for 233 yards...on the year, he set a club record for season passing completion percentage by hitting on 60% of his passes (63 of 105)...Babe Parilli, had held the previous record of 55.3%...in addition, he had a whopping 8.43 yard per attempt mark...in a spectacular aerial performance during the preseason, Matt completed 14 of 21 passes for 300 yards and three TDs (including two TD tosses in the final four minutes) during the second half to direct the Patriots to a thrilling 35-31 win over the Rams (8-12-80)...when he isn't engineering the offense, he placeholders for John Smith...following the '80 season, he underwent successful surgery on his left knee to repair torn cartilage...played in 13 games in his second pro campaign, (1979) mostly as placeholder for Smith...saw signal calling action vs. Jets (9-9-79), throwing one complete pass for ten yards...rookie year was spent learning and rehabilitating from Spring, 1978 knee surgery...missed three games in '79 (Balt., Buff. and Miami) following minor knee (right) surgery (11/12) to remove bone chips, but returned to action for final two games.

COLLEGE: Record laden career with Panthers enabled him to be chosen 50th in 1978 NFL draft...holds Pitt records for most passing TDs (5) in a game (vs. Duke. '76), most TD passes (15) in a season ('77), most career TD passes (31) and total offense in one game (370 yards vs. Duke. '76)...wrist injury early in senior year forced him to sit out only three weeks, then he returned to lead Pitt over Clemson in Gator Bowl (36-23-378-4 TDs) to win MVP honors...as a junior, he broke a leg but returned a month later to steer Pitt to Sugar Bowl win over Georgia (game MVP) and to National College Championship.

PERSONAL: Married (Nancy)...met his wife of two years who was a student and secretary at Bryant College, summer training home of the Patriots...earned a B.S. in Administration of Justice from Pitt in May, 1981...spent the past offseason as an Account Executive with Knight Quality Stations selling radio ad time...also owns and manages two gas stations...is in the process of spending his second straight year as Honorary Chairman of the Rhode Island Special Olympics...was the 1981 winner of the Frito-Lay Community Service Award...his favorite hobby is golf...brother Ken played football at Youngstown State while another brother, Dan is a senior WR at Pitt.

GAMES PLAYED/STARTED: 1978-0/0, 1979-13/0, 1980-16/4, 1981-16/8, 1982-7/3, Total: 52/15.

Year	G	Att.	Comp.	PASSING		TD	Int.	LG	LAP
				Pct.	Yds.				
1978	0			No Attempts					
1979	13	1	1	100.0	10	0	0	10	0-0
1980	16	105	63	60.0#	885	9	5	40	8-62
1981	16	219	115	52.5	1633	5	13	65	24-165
1982	7	60	27	45.0	490	5	5	75t	7-86
Totals	52	385	206	53.5	3018	19	23	75t	39-313

#Club Record

Year	G	No.	RUSHING		Avg.	LG	TD
			Yds.				
1978	0		No Attempts				
1979	13	1	-2		-2.0	-2.0	0
1980	16	19	97		5.1	22	0
1981	16	17	92		5.4	11	3
1982	7	2	3		1.5	3	0
Totals	52	39	190		4.9	22	3

Single Game Career Highs

Pass Attempts — 42 at Pittsburgh 9-27-81

Completions — 22 at Pittsburgh 9-27-81

Yards Passing — 325 at Pittsburgh 9-27-81

Highest Percentage — 75% (16-12) at Miami 12-8-80

Longest Completion — 75t (to Stanley Morgan) at Pittsburgh 12-26-82

TD Passes — 3 at New Orleans 12-21-80

Interceptions — 4 vs. Dallas 9-21-81


Times Sacked — 6 for 68 yards vs. NY Jets 9-19-82

Rushing Attempts — 7 vs. Baltimore 11-23-80

Rushing Yards — 44 vs. Buffalo 12-14-80

Longest Run — 22 vs. Buffalo 12-14-80

OTHER STATS: Fumbles: 1980-1, 1981-2, 1982-1. Fumble Recoveries: 1980-1. Receiving: 1981-one for nine yds. from A. Johnson at Pittsburgh 9-27.



STEVE CLARK 65

OT 6-5 270

KANSAS STATE 2nd year

DOB: 10-29-59 at Chattanooga, TN


HOW ACQUIRED: D-5, 1981

PRO: Steve sustained an ankle injury in the Patriots' 41-27 preseason victory over Green Bay (9-4-82) that shelved him for the year...after having made the 49 man active roster, Steve was placed on injured reserve on 9-9-82...originally drafted as a DE in the fifth round in 1981, he was switched to OT midway through the 1982 training camp...Steve played in all four preseason games as a rookie, however, knee problems plagued him and he was placed on injured reserve (9-1-81)...was reactivated on 10-2-81, and played in several regular season games with no starts...saw action on special teams and spot duty at DE before a left knee injury, sustained in 17-6 loss at NY Jets forced him on injured reserve for the remainder of the season (11-16-81).

COLLEGE: Excelled as a senior in '80 with 68 tackles and four sacks...was the Wildcats' Defensive Player-of-the-Week vs. Iowa State (10-11-80) with 14 tackles, one QB sack and one fumble recovery...played at DT as a fresh and soph and switched to DE during his junior and senior years.

PERSONAL: Single...graduated Spring of 1981 with a degree in elementary Education...spent past offseason teaching elementary school, K-6 in Manhattan, KS...enjoys photography...comes from an Air Force family, spent some of his childhood at Hanscom Air Force base in Bedford, MA.

GAMES PLAYED/STARTED: 1981-7/0, 1982-On injured reserve for entire season, Total: 7/0.



RAY CLAYBORN 26

CB 6-0 186

TEXAS 7th year

DOB: 1-2-55 at Forth Worth, TX

HOW ACQUIRED: D-1a, 1977

PRO: When discussing NFL cornerback duos, the names Ray Clayborn and Mike Haynes invariably come up as the top pair in the league...Ray has continued to build an impressive list of credentials at the corner post while starting a team high 73 consecutive games through the '82 season...in the season opener at Baltimore (9-12), Ray grabbed his 17th career interception to setup the eventual game winning TD in a 24-13 Patriot victory...he enters the '83 season as the Patriots' sixth ranked all-time interception leader, just one short of fifth ranked Ron Bolton (18)...while contributing 26 tackles and 16 assists, Ray led the Patriots in pass deflections for the fourth straight year with 11...over the four-year span, he has knocked down a total of 41 passes (6 in '81, 9 in '80 and 15 in '79)...his 15 pass deflections in '79 amounted to one-third of the team total of 45 that year....Ray recorded both of his interceptions of 1981 against Miami (11-8), one which he returned 39 yards...in 1980, he broke Mike Haynes' four-year reign as team interception leader with five steals...four of the interceptions set up two TDs and two FGs...his two interceptions against Miami that year (10-12-80) led to ten points in a 34-0 Patriot win...having become a full time corner, Ray's role as the Patriots' primary kickoff returner was taken over by rookie Allan Clark in 1979, but he filled in for the injured Clark vs. Baltimore (10-28-79) to return two kickoffs for 33 yards...in his sophomore season (1978), he earned the starting role at corner for all 16 games and was 10th among AFC kickoff returners (27 for 636 yards, 23.6 yard avg.)...as the 16th player taken in the '77 NFL draft (choice from San Francisco in Jim Plunkett trade), he broke in to the NFL in stellar fashion, setting five Patriot kickoff return records as a rookie...his 101-yard KOR vs. Balt. (12-18-77) for a TD was the NFL's longest of the year...he added KOR's of 100 yards (vs. NY Jets, 10-2-77) and 93 yards (vs. Buffalo, 11-6-77) to lead the league in that department for the '77 season...Ray's 869 kickoff return yards was second best in both the AFC and NFL in '77...as a rookie, he was named to PRO FOOTBALL WEEKLY'S all-AFC and all-pro squads as a kickoff returner...now playing with great confidence at the increasingly difficult corner position, Ray continues to emerge as one of the top corners in the NFL.

COLLEGE: A two sport standout at Texas, Ray played both football and ran on the track team...while a sophomore RB, he gained 209 yards on 74 carries for the Longhorns, but switched to the secondary for his final two college seasons...turned in six interceptions and 23 blocked passes in college...as a return specialist at Texas, he returned punts for 477 yards and kickoffs for another 582 yards, including a 95 yarder for a TD vs. Boston College (1974).

PERSONAL: Single...has spent every off season in the Austin, Texas area since graduating with a degree in communications...works as a real estate salesman there...includes horseback riding and jogging as favorite pastimes...college roommates were Earl Campbell (Houston) and Alfred Jackson (Atlanta).

GAMES PLAYED/STARTED: 1977-14/1, 1978-16/16, 1979-16/16, 1980-16/16, 1981-16/16, 1982-9/9, Total: 87/74. Entering the 1983 season Clayborn has 73 consecutive starts.

Year	G	INTERCEPTIONS				LG	TD
		No.	Yds.	Avg.			
1977	14	—					
1978	16	4	72	18.0	44	0	
1979	16	5	56	11.2	27	0	
1980	16	5	87	17.4	29	0	
1981	16	2	39	19.5	39	0	
1982	9	1	26	26.0	26	0	
Totals	87	17	280	16.5	44	0	

OTHER STATS: Kickoff Returns: 1977-28 for 869 yds. 3 TD, 1978-27 for 636 yds., 1979-two for 33 yds. Fumble Recoveries: 1978-1, 1980-1, 1981-2, 1982-1.



TONY COLLINS 33

RB 5-11 203
 EAST CAROLINA 3rd year
 DOB: 5-27-59 at Sanford, FL
 HOW ACQUIRED: D-2, 1981

PRO: When he was drafted in the second round of the 1981 draft, fans and media alike said they had never heard of Tony...now that he has been the Patriots' leading rusher in each of his first two seasons, Tony has established himself as both an integral and popular member of the Patriots' offense...as a rookie in '81, he set the club's rookie rushing record with 873 yards on 204 carries and led the club again last year with 632 yards on 164 yards...after only two seasons, Tony is ninth on the Patriots' all-time rushing list...on opening day, he spirited a 24-13 win at Baltimore, racing for 137 yards on 21 carries, while gaining 54 yards on one rush...that play was the Patriots' longest run from scrimmage in four years since Don Calhoun ran for 74 yards at St. Louis on 9-10-78...Tony added two other 100-yard rushing games during the abbreviated nine-game season, rolling up 161 yards (fifth best single game mark in club history) against Houston (11-28) and 103 yards at Seattle (12-19)...in both games, Tony had 32 rushing attempts, the third highest total for a single game in club history...overall, Tony spent most of the season near the top of the NFL rushing ladder, finally finishing the year fifth in the AFC and seventh in the league, only one yard behind Joe Cribbs of Buffalo...while he was the Patriots' most productive rusher, he also finished as the team's second leading receiver in '82, grabbing 19 passes for 187 yards and two TDs...as a rookie, he started 11 of the first 12 games...Tony had the top team rushing effort of 1981 and his only 100-yard game when he ran for 103 yards on 22 carries at Washington (10-25)...Tony's combined yardage total (rushing-receiving-returns) of 1,893 yards was bettered in the AFC by only James Brooks of San Diego who had a 2,093 combined total yardage output...in his first pro game, he rushed 15 times for 81 yards, caught three passes for another 48 yards and added 65 more yards on three kickoff returns against Baltimore (9-6)...Tony was the 11th RB and 47th player taken in the 1981 draft.

COLLEGE: A super productive three-year starter for the Pirates, he gained an average of 9.3 yards every time he touched the ball...as a junior he averaged 154.1 all purpose yards per game while leading ECU with 1,130 yards on 154 carries (7.34 avg.)...running from wishbone attack as a junior, he ran for 14 TDs and over 100 yards in five games...an excellent kickoff returner, Tony holds his school's season records for most KORs (37), total KOR yards (990) and longest KO return — 100 yards for a TD vs. both Florida State and N.C. State.

PERSONAL: Married (Samera)...a Special Education major at ECU who is working towards completion of his degree...is the second youngest in a family of 16 children that includes 9 boys and 7 girls...worked for his father's construction business while growing up in his hometown of Penn Yan in Central New York State.

GAMES PLAYED/STARTED: 1981-16/11, 1982-9/9, Total: 25/20.

Year	G	No.	RUSHING				TD	RECEIVING				TD
			Yds.	Avg.	LG			No.	Yds.	Avg.	LG	
1981	16	204	873	4.3	29		7	26	232	9.0	22	0
1982	9	164	632	3.9	54		1	19	187	9.8	33	2
Totals	25	368	1505	4.1	54		8	45	419	9.3	33	2

Single Game Career Highs

Most Carries—32 vs. Houston 11-28-82
 at Seattle 12-19-82

Most Yds. Rushing—161 vs. Houston
 11-28-82

Longest Run—54 at Baltimore 9-12-82

Most Receptions—4 at Pittsburgh 9-27-81
 at Baltimore 9-12-82
 at Seattle 12-19-82
 at Pittsburgh 12-26-82

Most Yds. Receiving—56 at Baltimore 9-12-82

Longest Reception—33 at Baltimore 9-12-82

100 Yard Rushing Games


1981—at Washington (10-25) 22-103-1 (13)

1982—at Baltimore (9-12) 21-137-0 (54)

vs. Houston (11-28) 32-161-0 (20)

at Seattle (12-19) 32-103-0 (11)

OTHER STATS: Kickoff Returns: 1981-39 for 773 yds. Punt Returns: 1981-three for 15 yds. Passing: 1981-zero for one. Fumbles: 1981-8, 1982-5. Fumble Recoveries: 1981-2, 1982-2.



LARRY COWAN 44

RB 5-11 194

JACKSON ST. 2nd year

DOB: 7-11-60 at Mobile, AL


HOW ACQUIRED: W-Miami, 1982

PRO: Larry was acquired on waivers from the Miami Dolphins on 11-26-82...originally the second of two Dolphins' seventh round draft choices in '82...he led all Dolphin rushers in preseason (164-43-1 TD, 3.8-yard avg.)...also had four receptions for 29 yards and a 14.7-yard average on three preseason kickoff returns...he played three regular season games with Miami before being waived when the Dolphins had defensive line needs and signed former Patriot NT Richard Bishop...Larry saw action in six regular season games with the Patriots as he played on special teams.

COLLEGE: Led Jackson State to a 9-1-1 record as a senior with 546 yards on 129 carries...had six rushing TDs...had a career rushing total of 2,018 yards and 16 TDs on 357 carries...also had 20 career receptions for 182 yards...played in 1982 Blue Gray game.

PERSONAL: Single...next-to-youngest in family of nine children...counts working-out, bowling and softball among his favorite pastimes...majored in Industrial Arts.

GAMES PLAYED/STARTED: 1982-9/0, (three with Dolphins and six with Patriots).



GEORGE CRUMP 91

DE 6-4 260

EAST CAROLINA 2nd year

DOB: 7-22-59 at Portsmouth, VA

HOW ACQUIRED: D-4a, 1982


PRO: George made some big plays during his rookie campaign, as he played in a substitution role at DE and on special teams...he was in on 13 tackles and recorded two QB pressures in '82...also recorded one QB sack for 20 yards and a safety in Patriots' 29-21 victory vs. Houston (11-28-82)...saw plenty of action at Pittsburgh (12-26-82) and in Patriots' playoff game at Miami (1-8-83), as he replaced starter Ken Sims who came out of both games with injuries...recorded three tackles and five assists in Patriots' 28-13 playoff loss at Miami...was the third of three defensive linemen taken by the Patriots in the 1982 draft.

COLLEGE: George and Patriots' RB Tony Collins were teammates for three seasons while at East Carolina...he recorded 119 career tackles and eight sacks, including six as a soph...played both DE and DT for the Pirates, starting at right DT as a junior and senior.

PERSONAL: Married (Jacqueline)...plans to complete degree in Industrial Tech. during pro offseasons...spent past offseason making speaking engagements in his hometown of Chesapeake, VA...lists fishing, boating and basketball among his favorite pastimes...played basketball, track and football at Indian River High School in Chesapeake.

GAMES PLAYED/STARTED: 1982-9/0.

STATS: Recorded one safety (sack) for-20 yds. vs. Houston 11-28-82.

**BOB CRYDER 75****OG 6-4 282****ALABAMA 6th year****DOB: 9-7-56 at East St. Louis, IL****HOW ACQUIRED: D-1, 1978**


PRO: Bob will enter the 1983 campaign as the starter at left guard...he started the first two games of '82 and then saw limited action due to a knee injury that required post-season arthroscopic surgery...an avid weight trainer, he improved his overall strength and increased his body weight 20 lbs. prior to the start of the '82 season...Bob earned a starting spot on the Patriots' front wall in 1981 and started 15 games...missed only the Washington contest (10-25-81) with a minor knee injury suffered in a mid-week practice...started two games at right guard in place of Sam Adams in both 1979 and 1980 before winning the starting post there prior to the start of the '81 campaign...along with fellow linemates and first round draft picks, OC Pete Brock (76) and OG John Hannah (73), Bob helped form a kickoff return wedge that helped spring former Patriot Horace Ivory on many of his long returns that made him the NFL's top kickoff returner in 1980...Bob's sophomore campaign (1979) was much more successful than his rookie year in that he was active for all 16 games...as a promising rookie, he was placed on injured reserve after five games following surgery for a chronic wrist injury...he rebounded to add great depth to the offensive line and started the final two games (vs. NY Jets and Minn.) at RG after Sam Adams injured an ankle...as Patriots' top choice in 1978 draft, he was the 18th overall selection.

COLLEGE: Followed in the footsteps of former Patriot linemate, John Hannah at Alabama...while a strong side guard in the Tide's wishbone, he showed his versatility by playing tackle in the Senior Bowl...won Jacobs Award as a senior for being top blocker in SEC...timed at 5.1 in 40 and at 2.8 in the 20.

PERSONAL: Single...spends pro offseasons travelling between Foxboro and hometown of O'Fallon, IL (St. Louis suburb), where he is an active businessman...owns and operates a restaurant—"Marilyn's Pie Pantry" and a clothing store—"Casual Wear, Ltd" in Illinois...also works part-time for an oil company in the New England area as a marketing rep.

GAMES PLAYED/STARTED: 1978-5/0, (On injured reserve 10-6 through remainder of '78 season), 1979-16/2, 1980-16/2, 1981-15/15, 1982-9/3, Total: 61/22.

STATS: Fumble Recoveries: 1979-1.

**LIN DAWSON 87****TE 6-3 240****N. CAROLINA STATE 3rd year****DOB: 6-24-59 at Norfolk, VA****HOW ACQUIRED: D-8b, 1981**

PRO: Lin started in four of the eight games played in 1982, alternating with Don Hasselbeck...both players also teamed up as important cogs in the Patriots' powerful double TE formation...with 13 receptions for 160 yards, Lin was the Patriots' fourth leading receiver last year...his only TD reception of the year, covering 23 yards, opened the Patriots' scoring at Pittsburgh in a game on 12-26-82...as a rookie, he led the Patriots in receiving during the preseason with nine catches for 107 yards and two TDs...missing only one game with a sore heel, he started three times as a rookie, including each of the last two games after regular starter Don Hasselbeck succumbed to knee surgery...was a regular on special teams in his first campaign and recorded eight tackles.


COLLEGE: Played in all 44 games while with Wolfpack, finishing college career as the school's ninth all-time leading receiver...although NC State was not a pass-oriented team, Lin caught 11 passes for 116 yds. and one

TD...was a key member of Wolfpack offense in '79 finishing second on reception list with 15 catches for 201 yds. and one TD, the year NC State won the ACC championship.

PERSONAL: Single...in the process of completing a degree in Speech and Communication...the youngest in a family of three boys, Lin is deeply committed to a variety of religious programs and someday plans to enter seminary school...has spent the past off seasons travelling along the East Coast speaking to various civic and religious organizations while serving as a field representative for Sports World Ministry...is an Associate Minister at Mt. Sinai Holy Temple in Columbus, OH where his brother, Rev. Harry Bellinger, is the pastor...a substitute teacher in his hometown Kinston (NC) school system, Lin is also a popular speaker in the SADD (Students Against Drunk Driving) Program...he also finds time to be the director of his own sports camp.

GAMES PLAYED/STARTED: 1981-15/3, 1982-8/4, Total: 23/7.

Year	G	No.	RECEIVING			
			Yds.	Avg.	LG	TD
1981	15	7	126	18.0	42	0
1982	8	13	160	12.3	26	1
Totals	23	20	286	14.3	42	1



PAUL DOMBROSKI 47

DB 6-0 185

LINFIELD (OR) 4th year

DOB: 8-8-56 at Sumter, SC

HOW ACQUIRED: W-Kansas City, 1981


PRO: Paul was the Patriots' leading special teams tackler in 1982...for his efforts, he was named the 1982 1776 Fan Club's Special Teams Player-of-the-Year...he was in on 30 tackles and recorded one pass deflection and recovered one fumble in '82...Ron Meyer says, "Paul is a leader on special teams who has a keen knack for finding the ball carrier on coverage teams"...he also saw spot duty playing in Nickel and Six back defensive alignments...Paul was claimed on waivers from Kansas City after nine games of the '81 season (11-12-81)...played with the Chiefs during '80 and for five games in '81, but was hurt in a game against Patriots (10-4-81) and was placed on injured reserve...when the Chiefs attempted to reactivate him by placing him on procedural waivers, he was claimed by the Patriots.

COLLEGE: Began his college career at Hawaii, but transferred to Linfield (OR) College, a Division II school to finish his career...as a senior DB he tied for second in the nation with 13 interceptions...named to the Kodak Division III and NAIA Division II first team All-America teams, as a senior.

PERSONAL: Single...lives on the island of Oahu in Hawaii during pro off-seasons...plans to attend graduate school and pursue an MBA...enjoys skin diving and volleyball...attended Leilehua High School in Wahiawa.

GAMES PLAYED/STARTED: 1980-16/1, 1981-11/0, 1982-9/0, Total: 36/1.

STATS: Interceptions: 1980-one for six yds. Kickoff Returns: 1981-three for 66 yds., 1982-one for 19 yds.



VAGAS FERGUSON 43

RB 6-0 213

NOTRE DAME 3rd year

DOB: 3-6-57 at Richmond, IN

HOW ACQUIRED: D-1b, 1980

PRO: A training camp hamstring pull was the start of a 1982 injury streak that seriously limited Vagas' playing time last year...he played in the first two regular season games, but reinjured his leg in the first practice following the end of the player strike...he then spent time on the Commissioner's Special

Roster Exemption list before being placed on injured reserve (12-1) for the rest of the year...after making an immediate impact as the Patriots' top rusher as a rookie in 1980, Vagas suffered a slow start the next year by injuring his right ankle in the preseason finale against Washington (8-30)...he then missed the first three regular season games and saw spot duty in the season's fourth game at Pittsburgh (9-27)...the following week, Vagas had his top performance of his second pro campaign, rushing for 62 yards on nine carries vs. Kansas City (10-4)...in addition to starting in the Patriots' 38-10 win over Houston (10-18), he also started the final four games of the season...over the last five weeks of the season, he ran 42 times for 191 yards and two TDs for a 4.54 average per rush...his 340 yards on 78 carries was second on the team behind rookie Tony Collins' 873-yard effort...starting all 16 games as a rookie in 1980, Vagas set a club mark for rushing yards in a rookie season, 818, which was broken by Collins the next year...his 1980 rushing effort still ranks as the fifth best season rushing total in club history...his 211 carries accounted for 35.9% of the club's 588 rushing attempts while his team-leading 818 yards was 36.5% of the team total of 2,240 rushing yards in 1980...along with FB Don Calhoun, Vagas was a catalyst in the Patriots' ground attack that ranked second in the AFC in team rushing in '81...he finished sixth among AFC rushers and only rookie sensations Billy Sims, Detroit and Joe Cribbs, Buffalo, rushed for more yards as rookies that year...in a Monday night win over Denver (9-29), Vagas rushed 22 times, a personal and team high for 1980, and scored his first pro TD, a two yard jaunt...his 44-yard run in a 34-0 win over Miami (10-12) setup a TD and was the Patriots' longest run from scrimmage of the year...had his best day in a 47-21 romp of Baltimore (11-23) when he rushed 17 times for 100 yards (5.9) to join Calhoun in becoming the first Patriot duo to both rush for over 100 yards in the same game...although he did not do much receiving in Notre Dame's I formation, Vagas caught 22 passes for 173 yards as a rookie to finish sixth on the Patriots' receiving chart...chosen as the 25th overall player in the 1980 draft, Vagas was the second of two first round picks (Roland James the other) tabbed by the Patriots in 1980...was selected with a first round pick acquired as part of the trade of Leon Gray to Houston...named Rookie of the Year by 1776 Fan Club.

COLLEGE: Notre Dame's all-time career rushing leader...holds several school rushing records including most yards in a game (255 vs. Georgia Tech, '78) most rushing TDs in a season (17, '79) and most yards in a career (3,472 on a school record 673 carries)...placed fifth in Heisman Trophy balloting as a senior.

PERSONAL: Married (Berline)...became a father in March, 1983 when son Vontez was born...received a B.A. in Economics in Spring, 1980...has spent the two offseasons training as a systems analyst at IBM...actively involved in the Patriots' offseason conditioning program, Vagas has gained 18 lbs. since his rookie season and has slightly improved his 40-yard dash time...his given name is Vasquero Diaz but he was nicknamed Vagas by his grandmother.

GAMES PLAYED/STARTED: 1980-16/16, 1981-13/5, 1982-2/0, (On injured reserve 12-1 through remainder of 82 season), Total: 31/21.

Year	RUSHING					RECEIVING					
	G	No.	Yds.	Avg.	LG	TD	No.	Yds.	Avg.	LG	TD
1980	16	211	818	3.9	44	2	22	173	7.9	18	0
1981	13	78	340	4.4	19	3	4	39	9.8	20	0
1982	2	1	5	5.0	5	0	—	—	—	—	—
Totals	31	290	1163	4.0	44	5	26	212	8.2	20	0

Single Game Career Highs

Most Carries—22 vs Denver 9-29-80

Most Yd. Rsh.—100 vs Baltimore 11-23-80

Longest Run—44 vs Miami 10-12-80


100 Yard Rushing Games

1980—vs Baltimore 11-23 17-100-0 (27)

OTHER STATS: Fumbles: 1980-3, 1981-1. Fumble Recoveries: 1981-1.

FOR THE RECORD. . . .

While Jim Nance has the most 100-yard rushing games in club history (16), Sam Cunningham is second behind Nance in career 100-yard rushing games with 11 such efforts.

**TOM FLICK 10**

QB 6-1 190

WASHINGTON 3rd year

DOB: 8-30-58 at Patuxent River, MD

HOW ACQUIRED: T-Wash., 1982

PRO: Tom was acquired in a 1982 preseason trade (8-25-82) with the Washington Redskins for QB Tom Owen...he was originally the Redskins' fourth round draft choice in 1981...Tom was active for the Patriots' final two preseason games, but did not play...he was on the Patriots' inactive list for the first two regular season games, while being active for the final seven and playing in three...his only action at QB came at Pittsburgh (12-26-82), when he guided the offense for three second half series before being replaced by Matt Cavanaugh...Tom passed for 143 yards (13 of 27) in six regular season appearances while with Washington...his top game of '81 was a 118 yard passing performance (12 of 22) vs. San Francisco (10-4-81).


COLLEGE: Tom red-shirted one season and finally got his chance at the end of his junior season and ended with 13 wins in his 16 career starts for the Huskies...led the team to the PAC-10 Championship and received AP All-America honorable mention recognition as a senior...his 60 per cent career completion mark is a school record...his top game came vs. Arizona, when he completed 16 of 17 passes for 230 yards and three TDs (1980)...Tom passed for 3,171 yards and 24 TDs while at UW.

PERSONAL: Single...received degree in communications from UW in 1981...worked for the Port of Seattle in the Information/Marketing Department during past offseason...brother Joe is a retired professional skier and James is resident pro skier at Sun Valley...lists windsurfing, juggling and sailing among his favorite pastimes...Born in Patuxent River, MD, while his father, a Navy pilot was stationed there.

GAMES PLAYED/STARTED: 1981-6/0, 1982-3/0, Total: 9/0.

Year	G	ATT.	Comp.	PASSING						LG	LAP
				Pct.	Yds.	TD	Int				
1981	6	27	13	48.1	143	0	2			33	2-18
1982	3	5	0	0.0	0	0	0			0	0-0
Totals	9	32	13	40.6	143	0	2			33	2-18

OTHER STATS: Fumbles: 1981-2. Fumble Recoveries: 1981-1.

**TIM GOLDEN 59**

LB 6-1 220

FLORIDA 2nd year

DOB: 11-15-59 at Pahokee, FL


HOW ACQUIRED: FA, 1982

PRO: Tim performed well on special teams during his first NFL campaign as he was in on nine tackles...Tim was originally signed as a free agent by the Patriots in 1981, but he left training camp after three days...he was re-instated on 4-26-82...beat out LBs Bill Matthews (traded to NY Giants) and Bob Golic (waived and claimed by Cleveland) for 1982 active roster spot.

COLLEGE: Played as a DE for the Gators as a junior and a senior...was a LB his first two collegiate campaigns...a starter for three years, he led team as a junior with 100 tackles...as a senior, he had 49 tackles, 49 assists, two interceptions, two fumble recoveries and caused three fumbles.

PERSONAL: Single...worked as a substitute teacher in Ft. Lauderdale (FL) during past offseason...graduated December '81 with a degree in Broadcasting from Florida...enjoys reading and watching television.

GAMES PLAYED/STARTED: 1982-9/0.



STEVE GROGAN 14

QB 6-4 210

KANSAS STATE 9th year

DOB: 7-24-53 at San Antonio, TX

HOW ACQUIRED: D-5a, 1975

PRO: While he lost his starting role to Matt Cavanaugh at the end of the '82 preseason and did not play in the first three regular season games, Steve re-emerged as the starter for the final six games...he immediately revived the Patriots' explosive passing attack, hitting Stanley Morgan with a 62-yard TD pass in just his third play against Houston (11-28)...he tossed two more TDs that day, completed 10 of 16 passes and led the Patriots to a 29-21 win to start them on the road to a playoff spot...in his six starts, the Patriots were 4-2...already the club record holder for career completions (1,189), career passing yardage (17,415) and career interceptions (144), all which he set last season, Steve can break two more club career marks held by Babe Parilli this year...he needs 104 passing attempts to pass Parilli's mark of 2,413 and 12 TD passes to break his club record total of 132 career TD tosses...behind Grogan, the Patriots finished with the highest average yards per completion mark (15.3) in the NFL for the second year in a row...finished the year as the fourth rated passer in the AFC and seventh in the entire NFL...his TD percentage of 5.7 was second to only Terry Bradshaw in the AFC and third in the whole NFL...he also had the league's fourth lowest interception percentage (3.3)...gaining 42 yards on nine carries in '82, Steve is now the Patriots' seventh ranked all-time rusher with 1,941 yards...he needs just 77 rushing yards to move past former Patriot RB Andy Johnson for sixth place on the club's all-time rushing chart...the first time that Steve takes the field in 1983, he will be playing in his 100th pro game and his next start will be the 93rd of his career...in the second game of 1981, Steve was forced out of action at Philadelphia with a neck injury that knocked him out of the starting lineup for the next four games...in the 11th game of the year, he suffered a left knee injury when tackled by Jet DE Mark Gastineau and he was lost for the rest of the 1981 campaign...he had a stellar performance in a narrow 28-24 loss to the Jets at New York on 10-11-81 with 11:29 to play in the third period, he came off the bench to replace an ineffective Matt Cavanaugh and finished the day by completing 19 of 32 passes for 330 yards and one TD...he also threw for 355 yards vs. Miami (11-8-81) and 306 yards at Washington on 10-25-81...his 76-yard TD pass to Stanley Morgan vs. Miami on 11-8-81 was the longest completion of his career...with a league leading 8.61 yards per attempt mark in 1981, he became only the second player since the AFL-NFL merger to lead the NFL in the category for two consecutive years...Terry Bradshaw also accomplished that feat in 1977 and 1978...caught a sixteen yard pass from Andy Johnson on an option pass for a first down in the season opener vs. Baltimore (9-6-81) and hauled in another pass from Johnson for nine yards at Oakland (11-1)...leading the AFC in passing for the first seven weeks of the 1980 season, Steve was off to a fast start that was slowly and painfully halted by two knee injuries...over the first seven games, he completed 98 of 156 passes (62.8%) for 1,398 yards and 11 TDs in leading the Patriots to six wins in their first seven starts...a sprained left knee suffered in Seattle (9-21) and a sprained right knee incurred the following week vs. Denver (9-29) began to take their toll as Steve began to lose his feared mobility by the season's midway point...in the season's 12th game, he finally sat down to rest the ailing knees and in doing so, he had a five-year, 76 consecutive regular season game starting streak snapped...in that game, Matt Cavanaugh led the Patriots to a 47-21 win over Baltimore (11/23) but he too injured his left knee...the following week, Steve started once again, but threw a career high six interceptions in a 21-17 loss at San Francisco...that would mark his final action in the '80 season...Steve led the Patriots to seven wins while having the best day of his six year career at Houston on 11-10...in a last minute 38-34 loss to the Oilers, he completed 25 of 39 passes for 374 yards and 3 TDs...the Patriots third ranked rusher with 112 yards on 30 carries, he also broke QB coach Babe Parilli's club record (55.3%) for passing completion percentage in a season with a 57.2% mark...in 1979, his first year of calling approximately 90% of his own plays, he tied with Brian Sipe of Cleveland for NFL leadership in TD passes (28) while topping the league in TD percentage (6.6) and rushing by a QB (368

yards on 62 attempts)...his 3,286 passing yards that year was the second best seasonal performance in club history behind only Parilli's 3,465 yards in 1964...on the year, he had four games in which he passed for over 300 yards...his outstanding efforts in 1979 won him the Patriots' MVP Award as voted by the 1776 Fan Club...underwent minor knee (right) surgery in April, 1980 and was working out only a few days later...had an incredible day in leading Patriots to a record setting 56-3 win over the Jets (9-9-79), completing 13 of 18 passes (72.2%) for 315 yards and 5 TDs...threw for over 200 yards on five occasions during 1978, including another stellar job against the Jets (10-29-78) that saw him hit on 15 passes for 281 yards and 4 TDs...his 539 rushing yards enabled the Patriots to become the first team ever to have four members of the same backfield break the 500-yard rushing mark in the same campaign (1978)...completed a herculean task of calling every one of the Patriots 922 offensive plays in 1977...his 13 rushing TDs in 1976, beating previous high mark for NFL QBs, established "Groggs" as the game's most feared running QB...as a rookie, he played in 13 games, starting in seven of the last eight contests...had the second best day of his pro career that year vs. Buffalo (11-23-75), completing 25 of 46 attempts for 365 yards...was the 116th player chosen in the 1975 draft.

COLLEGE: Started for K-State as a junior and senior...during career completed 166 of 371 attempts for 2213 yards, 12 TDs and 26 interceptions...also ran for additional 585 yards and six TDs on 339 tries during that span...part-time punter as a junior and senior, hitting seven punts for 279 yards (39.9 avg.)...caught a 22-yard TD pass as a senior.

PERSONAL: Married (Robbie)...father of two sons, Tyler (3) and Tanner (1)...raised in Ottawa, KS...his father Jim is still a high school teacher and coach there...spends much of the offseason making appearances and participating in variety of charity events...one of the team's best golfers.

GAMES PLAYED/STARTED: 1975-13/7, 1976-14/14, 1977-14/14, 1978-16/16, 1979-16/16, 1980-12/12, (Had a 76 consecutive game starting streak), 1981-8/7, 1982-6/6, Total: 99/92.

PASSING									
Year	G	Att.	Comp.	Pct.	Yds.	TD	Int.	LG	LAP
1975	13	274	139	50.7	1976	11	18	62t	22-207
1976	14	302	145	48.0	1903	18	20	58t	18-155
1977	14	305	160	52.5	2162	17	21	68	14-155
1978	16	362	181	50.0	2824	15	23	75t	22-199
1979	16	423	206	48.7	3286	28*	20	63t	45-341
1980	12	306	175	57.2	2475	18	22	71	17-138
1981	8	216	117	54.2	1859	7	16	76t	19-137
1982	6	122	66	54.1	930	7	4	62t	8-48
Totals	99	2310	1189#	51.5	17415#	121	144#	76t	169-1380

*Tied as NFL Leader

#Club Record

RUSHING						
Year	G	No.	Yds.	Avg.	LG	TD
1975	13	30	110	3.7	14	3
1976	14	60	397	6.6	41t	12#
1977	14	61	324	5.3	41	1
1978	16	81	539	6.7	31	5
1979	16	64	368	5.8	26	2
1980	12	30	112	3.7	19	1
1981	8	12	49	4.1	24t	2
1982	6	9	42	4.7	19	1
Totals	99	347	1941	5.6	41t	25

#Club Record

Single Game Career Highs

Pass Attempts — 46 at Buffalo 11-23-75

Completions — 25 at Buffalo 11-23-75 and at Houston 11-10-80

Yards Passing — 374 at Houston 11-10-80

Highest Percentage — 78.9% (15-19) vs. NY Jets 10-29-78

Longest Completion — 76t to Stanley Morgan vs. Miami 11-8-81

TD Passes — 5 vs. NY Jets 9-9-79

Interceptions — 6 at San Francisco 11-30-80

Times Sacked — 8 for 87 yds. vs. Buffalo 12-14-75

Rushing Attempts — 12 at Buffalo 11-20-77

Rushing Yards — 103 vs. NY Jets 10-18-76

Longest Run — 41t vs. NY Jets 10-18-76 and 41 vs. Seattle 10-9-77

GROGAN'S PASSING VS. EACH TEAM
1975-82

		1975-82					—BEST GAME—		
	GP	ATT- COMP	Yds.	Int.	TD	DATE	ATT- COMP	Yds.	TD
New York Jets	14	318/175	2684	15	25	10-11-81	32/19	330	1
Baltimore	11	268/134	2311	18	14	10-28-78	36/15	317	2
Buffalo	12	320/154	2230	24	11	11-23-75	46/25	365	2
Miami	13	291/151	2054	14	9	11-29-79	38/21	350	3
Houston	5	98/57	884	6	8	11-10-80	39/25	374	3
San Diego	4	102/59	716	5	7	11- 9-75	28/17	245	1
Oakland	3	69/41	617	5	5	11- 1-81	30/17	233	1
Seattle	3	59/38	565	2	7	9-21-80	24/15	271	3
Washington	2	61/29	505	4	2	10-25-81	30/17	306	0
Chicago	2	63/34	475	4	3	10-14-79	35/21	244	3
Philadelphia	3	62/29	467	5	3	10- 8-78	23/12	189	1
Pittsburgh	3	84/31	454	4	3	9-26-76	32/13	257	2
Cleveland	2	49/32	449	2	5	9- 7-80	26/17	277	3
San Francisco	2	52/28	402	6	2	11-30-80	32/16	274	0
Cincinnati	2	52/24	360	2	1	10-15-78	26/13	184	0
Atlanta	2	57/29	348	4	3	12- 4-77	26/12	179	1
St. Louis	2	55/27	345	4	2	11- 2-75	34/14	173	1
Denver	3	51/27	316	3	2	9-29-80	24/17	209	1
Green Bay	1	33/17	255	3	2	10- 1-79	33/17	255	2
Minnesota	1	26/12	204	1	2	12-16-79	26/12	204	2
Detroit	2	34/14	176	6	1	10-10-76	25/11	131	1
Dallas	1	29/13	170	2	0	12- 3-78	29/13	170	0
Kansas City	1	16/10	155	2	1	9-18-77	16/10	155	1
LA Rams	1	24/11	125	2	1	11-16-80	24/11	125	1
New Orleans	1	23/9	108	0	2	12- 5-76	23/9	108	2
Tampa Bay	1	14/4	40	1	0	12-12-76	14/4	40	0
Totals	97	2310/1189	17415	144	121				

*Note: In 1975 Grogan played at Cincinnati, 10-12 and vs. Baltimore, 10-19 with no pass attempts. These are not counted as GP in the above chart.

OTHER STATS: Fumbles: 1975-6, 1976-7, 1977-6, 1978-9, 1979-12, 1980-4, 1981-5, 1982-2. Fumble Recoveries: 1975-1, 1976-4, 1977-2, 1978-2, 1979-4, 1980-1, 1981-2, 1982-1. Receiving: 1981: two for 16 yds. from A. Johnson vs. Baltimore 9-6 and 11 yds from A Johnson at Oakland, 11-1.



DARRYL HALEY 68

OT 6-4 265

UTAH 2nd year


DOB: 2-16-61 at Gardena, CA

HOW ACQUIRED: D-2c, 1982

PRO: After seeing considerable action on the offensive line during the 1982 preseason, Darryl played primarily on special teams during the regular season...has outstanding physical characteristics and athletic ability...an extremely promising offensive lineman, who has played both OG and OT...has the ability to long snap in special teams situations...played in all nine games during his rookie campaign...Darryl was the third of three Patriots' second round draft choices in 1982...he was the 55th player selected overall and was taken with one of two second round picks acquired from San Francisco in exchange for the Patriots' second round choice in '82.

COLLEGE: Darryl was the first player from the University of Utah ever drafted by the Patriots...was the third youngest player selected in the '82 draft...became a starting OG as a senior...played both football and basketball during his senior year...played in the Olympia Gold Bowl and received Honorable Mention All-Wac recognition as a senior.

PERSONAL: Single...continues to work on a degree in Commercial Physical Education and minor in Marketing during pro offseasons...spends much of his offseason time visiting schools for handicapped children...resides in the Salt Lake/Holiday area (Utah)...enjoys basketball and jogging.



DON HASSELBECK 80

TE 6-7 245

COLORADO 7th year

DOB: 4-1-55 at Cincinnati, OH

HOW ACQUIRED: D-2b, 1977

PRO: Alternating with Lin Dawson, Don started five of nine games as well as the playoff game at Miami...finished third in receptions with 15 for 158 yards and one TD...that TD, a two yarder along the back of the end zone, sealed a 30-19 win over Buffalo that propelled the Patriots to their first playoff appearance in four years...had five catches in each of the last two games — Pittsburgh (12-6) and Buffalo (1-2-83)...in the 28-13 playoff loss at Miami (1-8-83), he had seven receptions for 87 yards and the Patriots' lone TD (22 yards)...starting the first 14 games of 1981, he missed the final two games with a right knee injury suffered at Miami (12-6) that required postseason surgery...even though he missed two contests, he grabbed 46 passes, one shy of the club record for a tight end set by Jim Whalen in 1968...his 808 reception yards was a club mark for a tight end and was second on the team to only Stanley Morgan's club record 1,029-yard total...all in all, his reception total and reception yardage output in 1981 was more than his combined effort in his previous four pro seasons...his 17.6 reception yardage average was tops of any NFL tight end and it was the fifth best mark among all AFC receivers...on opening day against Baltimore (9-6-81), he caught six passes for 111 yards and one TD, marking his first ever 100-yard receiving effort in a game...on the year, he turned in another three 100-yard receiving games, including his top game of the year, a seven reception for 139-yard and one TD total against the NY Jets (10-11-81)...Hass also produced several long gainers, including five receptions over 30 yards (51, 44, 43, 38 and 33 yards)...in 1979 and 1980, he made five starts in place of the injured Russ Francis and although he had only 130 yards and eight receptions in '80, four of the receptions went for TDs...in the third game of that year (at Seattle, 9-21), Hass subbed for Francis late in the game and pulled in a 16-yard TD pass from Steve Grogan with less than three minutes to play to ice a 37-31 come-from-behind win for the Patriots...at 6-7, Hass is one of the team's tallest players and uses his height for great blocking leverage, particularly in two and three tight end formations...the 52nd player taken in the 1977 NFL draft, Hass started off with a splash his rookie campaign, hauling in nine passes, four of them for TDs.

COLLEGE: Started every game for the Buffs in his four years at Boulder after earning starting TE spot with two games remaining in frosh campaign...ranks fourth on all-time CU reception list...Fine Arts major at CU.

PERSONAL: Married (Betsy)...father of three sons, Matthew (8), Tim (5) and Nathaniel (2)...an accomplished artist and metal sculptor, Don was a big hit at a one man Boston art show in 1979 and joined fellow artist and former Boston Celtic great Tom Heinsohn for a two-man art show at the Spectrum Gallery in New York City...attended Rhode Island School of Design...spends his free time painting, running and biking...active on the Patriots' basketball team and enjoys hitch-hiking...has run in several area road races...finished third in the super heavyweight category (240 lbs. and over) and 966th out of 5,000 entrants in the 1981 Shamrock Classic.

GAMES PLAYED STATED: 1977-14/1, 1978-16/1, 1979-16/4, 1980-16/2, 1981-14/14 (placed on IR 12-11 through remainder of '81 season, right knee injury), 1982-9/5, Total: 85/27.

Year	G	No.	RECEIVING		LG	TD
			Yds.	Avg.		
1977	14	9	76	8.4	21	4
1978	16	7	107	15.3	24	0
1979	16	13	158	12.2	41	0
1980	16	8	130	16.3	35t	4
1981	14	46	808	17.6	51	6
1982	9	15	158	10.5	41	1
Totals	85	98	1437	14.7	51	15


Single Game Career Highs

Most Receptions—7 at NY Jets 10-11-81
 Most Yds. Receiving—139 at NY Jets 10-11-81
 Longest Reception—51 at NY Jets 10-11-81
 Most TD Receptions—2 at San Deigo 10-16-77

100-Yard Receiving Games

1981—vs. Baltimore (9-6) 6-111-1 (33)
 at NY Jets (10-11) 7-139-1 (51)
 at Washington (10-25) 5-112-0 (37)
 at Oakland (11-1) 4-100-1 (44)

OTHER STATS: Kickoff Returns: 1981—one for seven yds. vs. Dallas 9-21.

**MIKE HAYNES 40**

CB 6-2 202
 ARIZONA STATE 8th year
 DOB: 7-1-53 at Dennison, TX
 HOW ACQUIRED: D-1a, 1976

PRO: Mike regained his all-pro status once again last season, being named to the Pro Bowl for the sixth time in seven years...that award enabled him to set a club record along with OG John Hannah for most appearances in the Pro Bowl...to support his all-pro status, he led the Patriots in interceptions with four in 1982, including a pair at Seattle (12-19) in a 16-0 Patriot victory...Mike now needs just one interception to tie, and two to break, Ron Hall's club record for career interceptions (28)...he also finished second on the team to Ray Clayborn in pass deflections with nine while causing two fumbles as well...he was sixth on the team and tops in the secondary on the tackle chart with 34 stops and 18 assists...in 1981, he started the first six games, but suffered a collapsed lung prior to the seventh game and then missed eight contests...after spending time on injured reserve, he was re-activated for the final two games and saw spot duty...feared for his outstanding coverage and run defense ability, he was involved in 22 tackles and had six assists on the year...his lone interception of the year came against Kansas City (10-4) and with the steal he set up a 43-yard FG by John Smith...Mike missed the entire preseason and first three games of 1980 in a contract dispute, but signed a new contract on 9-23-80 and was activated on 9-29-80...he saw limited duty that day against Denver, but started the remaining 12 games beginning with the NY Jets contest...in the game, he raced 65 yards with a blocked FG attempt to score a TD that led to the Patriots' 21-11 victory over the Jets at Shea (10-5)...that was the first time such a feat was accomplished by a Patriot since 1972...had 38 initial hits and four assists in '80 while leading the squad with two fumble recoveries...his lone interception of the year came in Baltimore on 10-19...beginning his rookie season, he made 58 consecutive starts before rib and hand injuries kept him out of the starting lineup of the 15th game in '79...was the club's top interceptor for three straight years (1976-78) before Ray Clayborn snapped his streak in '79...Mike finished as runnerup in the department with three steals that year...his only interception return for a TD came at Baltimore on 11-26-78, good for 31 yards and the game's first score...has returned only 28 punts in the past four seasons, but still ranks as the Patriots' all-time punt return leader with a 10.44 career return average (111 returns, only eight fair catches for 1,159 yards and two TDs)...first player in club history to return a punt for a TD, scampering 89 yards vs. Buffalo on 11-7-76...he repeated the feat three weeks later with a 62-yard punt return for a score vs. Denver (11-28-76)...had his best day in '79 at Baltimore (10-28) when he made eight tackles and recovered a fumble...on the year, he registered 50 tackles, eight pass deflections, and three interceptions...had six interceptions in '78 to rank third in AFC...added 28 tackles on the year...relies on great speed, quickness and range to cover the best receivers in the league...was the fifth player overall and first defensive back taken in 1976 draft...was joined by former secondary mate Tim Fox and OC Pete Brock as the first of three Patriot first round choices that year...enjoyed an avalanche of post-season accolades following his rookie year ranging from Pro Bowl appearance to Bert Bell Award...wrote seven new club punt return records in first year as a pro...tops in AFC and second in NFL in punt returns as a rookie (45 returns for 608-yard, 2 TDs and 13.5 avg.)

COLLEGE: Considered to be the nation's top defensive back as a junior and senior, Mike played under Frank Kush at Arizona State and was a consensus All-America...earned all-WAC status at both DB and as a kick returner three straight years...ranked 11th (just ahead of Tim Fox) in nation as punt returner during senior year...was selected as defensive MVP in '76 Japan Bowl and MVP in 1973 Fiesta Bowl.


PERSONAL: Married (Julie)...father of two sons, Aaron (4) and Jared (2)...active in FCA and team Bible study sessions...raised in Los Angeles...received a B.S. in Business Administration in May, 1982...spent the past offseason working for a Boston firm as a investment analysis trainee...his brother Reggie played for the Washington Redskins for two years (1977-78)...hopes to pursue an MBA degree in the future.

GAMES PLAYED/STARTED: 1976-14/14, 1977-14/14, 1978-16/16, 1979-16/15, 1980-13/12, 1981-8/6 (On injured reserve from 11-6 to 12-11, right lung), 1982-9/9, Total: 90/86.

Year	G	INTERCEPTIONS					PUNT RETURNS						
		No.	Yds.	Avg.	LG	TD	No.	FC	Yds.	Avg.	LG	TD	
1976	14	8	90	11.3	28	0	45#	0	608#	13.5	89t	2	
1977	14	5	54	10.8	22	0	24	2	200	8.3	46	0	
1978	16	6	123	20.5	50	1	14	2	183	13.1	35	0	
1979	16	3	66	22.0	33	0	5	1	16	3.2	5	0	
1980	13	1	31	31.0	31	0	17	2	140	8.2	35	0	
1981	8	1	3	3.0	3	0	6	1	12	2.0	6	0	
1982	9	4	26	6.5	26	0	—						
Totals	90	28	393	14.0	50	1	111#	8	1159#	10.4	89t#	2	
#Club Record													

#Club Record

OTHER STATS: Fumble Recoveries: 1976-3, 1977-2, 1979-3, 1980-2. Returned blocked FG attempt for 65 yds. (TD) at NY Jets 10-5-80.



LUTHER HENSON 70

NT 6-0 275

OHIO STATE 2nd year

DOB: 3-25-59 at Sandusky, OH


HOW ACQUIRED: W-Cinn., 1982

PRO: Luther was placed on procedural waivers by the Patriots on 9-6-82 in conjunction with the league's mandated roster reduction to 49 players...two days later (9-9), he was resigned...he saw spot duty in various defensive alignments in '82, primarily in goal line and short yardage situations...a good player against the run, he was in on seven tackles and recorded one QB pressure, one pass deflection and caused one fumble in eight games played...Luther was inactive for the Patriots' contest with the NY Jets (9-19-82)...originally signed as a free agent by the Cincinnati Bengals in 1981, he was waived on 8-31-81...when the Bengals tried to resign him on 2-19-82, he was claimed on procedural waivers by the Patriots (3-1-82).

COLLEGE: Played both offensive and defensive tackle while at Ohio State...was selected to the first team All-Big 10 as a defensive tackle his junior year ('79)...awarded the same honor his senior year as a second team selection.

PERSONAL: Married (Melanie)...father of two sons, Luther David (5) and Jason Martin (2)...spent past offseason working in the recreation department for the city of Columbus, OH...lists music and travelling among his favorite pastimes...is the only boy in a family of seven children.

GAMES PLAYED/STARTED: 1982-8/0.



BRIAN HOLLOWAY 76

OT 6-7 288

STANFORD 3rd year

DOB: 7-25-59 at Omaha, NE

HOW ACQUIRED: D-1, 1981

PRO: Brian excelled in his first season as a regular starter for the Patriots...he helped pave the way as the Patriots finished as the league's second best rushing team in '82 (324 carries for 1347 yards and three TDs)...Brian is very quick off-the-ball and combines his great size and strength to be an exceptional run blocker...he will pair up with OG Bob


Cryder to form the left side of the Patriots' forward wall in '83...as the Patriots' number one pick in 1981, Brian enjoyed a fine rookie year as he broke into the starting lineup for the final five games of the season in place of Dwight Wheeler...was a regular on special teams that same year...has increased his size and strength considerably through Coach LeBaron Caruther's offseason conditioning program.

COLLEGE: A tough competitor, he gashed his hand in '81 Senior Bowl and following stitches that closed the injury, he returned to finish the game...although he had the outer cartilage removed from both knees in '78 and '79 offseasons, he played in all 11 games in his junior and senior years...Stanford's top shot putter in '79 with a 52-11 toss...was high school All-America pick despite just playing two years of collegiate ball.

PERSONAL: Married (Bette)...he and his wife opened a health club in Stephentown, NY during the past offseason...club features weight lifting, high energy exercise and aerobic dancing...has law school aspirations and would like to become a CPA...enjoys carpentry and has refurbished two farm houses and is working on a third that he owns in upstate New York...father is a retired Air Force pilot and executive with the Ford Motor Company.

GAMES PLAYED/STARTED: 1981-16/5, 1982-9/9, Total: 25/14.

STATS: Fumble Recoveries: 1981-1.



BRIAN INGRAM 51

LB 6-4 235

TENNESSEE 2nd year

DOB: 10-31-59 at Memphis, TN


HOW ACQUIRED: D-4B, 1982

PRO: Brian is a promising young LB...Patriots' LB coach Steve Sidwell says "Brian is a smart, tough competitor who possesses good technique and pass coverage ability."...Brian was on the Patriots' inactive list for the first regular season game at Baltimore (9-12), was then activated and played in eight games recording three tackles, seven assists and one QB pressure...Brian saw spot duty at both OLB spots, as he was forced into duty when starters Larry McGrew and Don Blackmon were sidelined with injuries...best game came at Pittsburgh (12-26), when he recorded three tackles, four assists and one QB pressure...the second of two Patriot fourth round draft picks in '82, Brian was selected with the fourth round pick acquired from San Francisco in the Russ Francis trade...is one of four Patriot players currently on the roster from the University of Tennessee.

COLLEGE: Three year starter at DE...played DT his frosh year...missed the 1980 season with a preseason neck injury...felt it was best to sit out the entire year and return in '81...third leading tackler as a senior with 61 stops...chalked up 211 career tackles and six sacks...played in 1982 Blue-Gray game and Senior Bowl.

PERSONAL: Married (Callie)...was married during past offseason...Elementary Education major who is working to complete degree...lists cooking and basketball as his favorite pastimes...comes from a family of 12 children...played prep football at Hamilton High in Memphis, TN.

GAMES PLAYED/STARTED: 1982-8/0.



ROLAND JAMES 38

SS 6-2 191

TENNESSEE 4th year

DOB: 2-18-58 at Jamestown, OH

HOW ACQUIRED: D-1a, 1980

PRO: Roland regained his starting spot at SS in '82 as fifth-year veteran Rick Sanford moved to FS...he was in on 37 tackles and was the team's second leading interceptor with three thefts...also recorded two QB sacks for -15 yards, three QB pressures and three pass deflections...was in on many big

plays in '82, including an interception to end the game in the Patriots' 3-0 shutout victory over Miami (12-12)...was in on six tackles, recorded two QB pressures, one pass deflection and one interception in the Patriots' 29-21 win over Houston (11-28-82)...James was active for all nine games in '82, but played in seven as he was hampered with injuries...he did not play at Pittsburgh (12-26) due to a hamstring injury sustained during pre-game warm-up drills...he also missed the Patriots' 30-19 victory over the Bills (1-2-83), with a right knee injury sustained in practice...Roland was placed on injured reserve on 1-6-83 with a right knee injury and missed the Patriots playoff game at Miami...in 1981, he started a total of six games including four at right corner and two at SS...an excellent open field tackler, Roland had 36 tackles and 15 assists in '81...he also recorded two interceptions and a fumble recovery that same year...as a rookie in 1980, he started the first ten games at SS and became the nickel back for the final six games...on the year, he had 40 tackles and four assists and was second on the team with four interceptions...an exceptional punt returner in college, Roland was the Patriots' top punt returner as a rookie with a 10.0-yard average as he returned 33 punts for a total of 331 yards...that was the second best mark in the AFC...Roland sparked the Patriots to a 34-21 win over the NY Jets (11-2-80) with a 75-yard punt return for a TD...that was the longest punt return in the NFL in '80 and was only the fourth punt return for a TD in club history...the first of two Patriot first round picks (RB Vagas Ferguson the other) in 1980, Roland was the 14th player selected in the draft and the second DB (Mark Haynes of the NY Giants was first) chosen.


COLLEGE: A consensus All-America pick for the Vols. he was a four year starter with 288 career tackles...had ten career interceptions, including the third longest in school history, a 90-yard return for a TD vs. Ole Miss in '78...also had 37 punt returns for 356 yards, including an 89-yard return for a TD vs. Vanderbilt in '79...an outstanding trackster, he was clocked at 7.26 secs. in the 60 high hurdles and 13.5 secs in the 110 high hurdles...played in Hula, Senior and Bluebonnet Bowls.

PERSONAL: Married (Carmel) and is the father of two sons, Roland, Jr. (1) and Vernald (7)...has been working towards completion of a degree in Human Services...enjoys music, go-cart racing and roller skating.....raised in the small town of Jamestown, Ohio where his granddader was the fire chief, one uncle was the mayor, another uncle was the assistant police chief and a third uncle was a detective.

GAMES PLAYED/STARTED: 1980-16/10, 1981-16/6, 1982-7/7, Total: 39/23.

Year	INTERCEPTIONS					PUNT RETURNS						
	G	No.	Yds.	Avg.	LG	TD	No.	FC	Yds.	Avg.	LG	TD
1980	16	4	32	8.0	19	0	33	3	331	10.0	75t	1
1981	16	2	29	14.5	21	0	7	2	56	8.0	18	0
1982	7	3	12	4.0	12	0	0	—	—	—	—	—
Totals	39	9	73	8.1	21	0	40	5	387	9.7	75t	1

OTHER STATS: Fumbles: 1981-1, 1982-1. Fumble Recoveries: 1980-1, 1981-1.



CEDRIC JONES 83
 WR/KR 5-11 184
 DUKE 2nd year
 DOB: 6-1-60 at Norfolk, VA
 HOW ACQUIRED: D-3a, 1982


PRO: Cedric was active for eight games and played in two during his rookie campaign...he was on the Patriots' inactive list vs. the NY Jets (9-19-82)...his only reception of the regular season came in Patriots' 30-19 victory over Buffalo (1-2-83), when he caught a five yard Steve Grogan aerial...caught three passes for 25 yards in four preseason appearances...is projected to make a strong bid for one of the highly competitive wide receiver spots.

COLLEGE: Holds ACC record for career TD receptions (21)...as a senior, he was the ACC's leading scorer with 10 TDs as Duke's co-captain...had a team leading 42 receptions in 1981 for a conference best 832 yards (19.8 avg.)...returned 38 kickoffs over three seasons for 897 yards and 23.6 average (one TD)...had best game ever with six receptions for 183 yards and two TDs vs. Maryland in '81...as a soph, had a 229 total yard effort vs. Wake Forest, including a 97-yard KOR for a TD...named to first team All-ACC and AP 2nd Team All-America as a senior...played in '82 Senior Bowl.

PERSONAL: Single...graduated in Spring '82 with a B.S. in Political Science and History...spent past offseason working with a number of charity groups including the Special Olympics...has law school aspirations...father played semi-pro baseball for the Gregory Tigers, a barnstormer team in Virginia...both parents are teachers...earned honorable mention All-State honors in football and basketball at Weldon (NC) High School.

GAMES PLAYED/STARTED: 1982-2/0.

Year	G	No.	RECEIVING		Avg.	LG	TD
			Yds.				
1982	2	1	5		5.0	5	0



SHELBY JORDAN 74

OT 6-7 280

WASHINGTON (MO) 8th year

DOB: 1-23-52 at St. Louis

HOW ACQUIRED: FA, 1974


PRO: One of the key reasons in the Patriots finish as the NFL's second best rushing team in 1982 was the play of Shelby...with prototype size, arm reach and strength, Shelby is a pivotal part of the Patriots' off-tackle and outside running game...he has started 45 consecutive games while starting in 70 of a possible 73 games over the past five seasons...his only missed starts came late in the '79 season when he injured a knee at Denver (11-11)...he missed the next two starts and saw limited action in the next game...Shelby then started the final two games of '79...originally the seventh round choice of Houston in 1973, Shelby had a whirlwind pro grid start...having played on defense through four years of college, he was selected as an OT...he was first placed on the Oilers' taxi squad, then on injured reserve and eventually waived...let go by the Oilers, he accepted a managerial trainee position with a retailing company in Downer's Grove, IL...grappling with the idea of his ability to play pro ball, Shelby made another attempt at it when he signed a free agent contract with the Patriots in April, 1974...he was impressive in training camp, but an injury sidelined him for the entire season...started all 14 games of the '75 season in place of the injured Tom Neville...after missing the '76 season, he returned to play in ten games the next year...Shelby then earned his starting role in '78 and the Patriots set the NFL's all-time team mark for rushing yards in a season (3,165)...the Patriots were also the total offense leaders that year in the NFL.

COLLEGE: Small College All-America at Washington University in St. Louis...played as DT his first three seasons before switching to LB...first player ever from Washington U. (MO) to be drafted in NFL.

PERSONAL: Married (Donzella)...has one son, Shelby II (4)...both he and his wife are pursuing MBA degrees at Bryant College, summer training home of the Patriots...owner and president of Gladstone Springs Bottled Water, Inc., a Narragansett, RI based company that bottles natural spring water from a historic spring site that dates back to the late 1800's...active with the RI Special Olympics and the Meeting Street School...received an honorary citation from the State of Rhode Island citing his example of teamwork and sportsmanship on the Patriots...was nominated by teammates for the Bryon Whizzer White Award in 1979...also on the United Way's speaker's bureau.

GAMES PLAYED/STARTED: 1974-on injured reserve for entire season, 1975-14/14, 1976-0/0, 1977-10/3, 1978-16/16, 1979-14/13, 1980-16/16, 1981-16/16, 1982-9/9, Total: 95/87.

STATS: Fumble Recoveries: 1975-one for 12 yds., 1979-1.



KEITH LEE 22

DB 5-11 193

COLORADO STATE 3rd year

DOB: 12-22-57 at San Antonio, TX

HOW ACQUIRED: FA, 1981


PRO: Keith is a talented DB who can play at both corner and safety...when Roland James went down with injury problems late in the season, Keith started at the SS spot at Pittsburgh (12-26-82), vs. Buffalo (1-2-83) and in the Patriots' '83 playoff game at Miami (1-8-83)...Keith was in on 19 tackles in '82...a tough competitor, he is a contributor on special teams...originally the second of two fifth round draft picks of the Buffalo Bills in 1980...was a college QB and was switched to DB...spent the entire '80 training camp with the Bills and was placed on injured reserve (knee) on 8-21-80...returned to Bills' summer camp in '81, but was cut on the next to last roster reduction (50 players) on 8-25-81...was brought in by the Patriots for a tryout and was signed on 8-28-81...started for the first time vs. Houston (10-18-81) for the injured Mike Haynes (lung) and won a game ball...he recorded six tackles and one interception in that game...had 20 tackles and 14 assists on the year...was active for all 16 regular season games in '81, played in 15 and started six, but was continually nagged by groin and abdominal injuries that limited his effectiveness.

COLLEGE: After a two year stint at Santa Monica (CA) J.C., he transferred to Colorado State where he played two years at QB...during that time, he completed 128 of 288 passes (44.0%) for 1,696 yds. and 11 TDs while throwing 16 interceptions...also rushed for 519 yds. and seven TDs...as a junior, he also played one game as a WR.

PERSONAL: Married (Karetta)...is the father of one son, Lamar James (1)...is working to complete degree in Physical Education during pro off-seasons...enjoys participating in all types of charities...lists fishing, hunting, and camping among his favorite pastimes.

GAMES PLAYED/STARTED: 1980-On injured reserve for entire season, 1981-15/6, 1982-9/2.

STATS: Interceptions: 1981-one for zero yds. Kickoff Returns: 1981-two for 20 yds., 1982-one for 14 yds.



FRED MARION 31

FS 6-2 191

MIAMI (FL) 2nd year

DOB: 8-2-59 at Gainesville, FL

HOW ACQUIRED: D-5, 1982


PRO: Fred is a great open field tackler who has a keen sense for the ball...Ron Meyer says, "Fred is a bonafide special teams contributor and a solid backup at the FS spot"...he recorded seven tackles, four assists, two pass deflections and recovered one fumble in his rookie campaign...had his best game in Patriots' 30-19 victory over the Bills (1-2-83), when he recorded three tackles and two pass deflections...will continue to press for a starting spot in Patriots' defensive backfield in the future.

COLLEGE: Led the Hurricanes in interceptions in '80 and '81 on way to setting school record for career pickoffs (16)...recorded 237 career tackles...also returned 62 punts for 392 yards...turned in stellar performance in nationally televised 17-14 victory over top ranked Penn State senior year...had ten tackles and two interceptions in that game...intercepted two passes in '82 Hula Bowl and one in '82 Senior Bowl...both he and teammate NT Lester Williams were consensus All-America picks from Miami (FL) in '82...played in '82 Olympia Gold Bowl.

PERSONAL: Married (Anne)...father of one daughter, Monica Nicole (1)...is working to complete a degree in Business Management during pro off-seasons...older brother Frank plays LB for the NY Giants...lists outdoor sports including horseback riding and fishing among his favorite hobbies...was North Florida Defensive Lineman-of-the-Year in '75 and played DB and LB at Bucholz High School in Gainesville, FL.

GAMES PLAYED/STARTED: 1982-9/0.

STATS: Fumble Recoveries: 1982-1.



LARRY MCGREW 50

OLB 6-5 233

USC 3rd year

DOB: 7-23-57 at Berkeley, CA


HOW ACQUIRED: D-2, 1980

PRO: After spending the entire 1981 campaign on injured reserve with a knee injury suffered in training camp, Larry earned the starting left outside LB role last year...one of the three new starting linebackers, he made an immediate impact in the team's defensive performance, finishing tied with DE Ken Sims as the team's fourth ranked tackler (24 stops, 48 assists)...he missed only the final game of the year with an ankle sprain, but returned to play in the playoff loss at Miami on 1-8-83...one of the better athletes on the team, Larry has outstanding pass coverage ability and is also a pass rushing threat who had eight QB pressures and 1½ sacks...was placed on injured reserve (12-19) for the remainder of the '80 season with a right elbow injury sustained against the Dolphins at the Orange Bowl (12-8)...during '80 he backed up Rod Shoate at the ROLB spot...saw limited action at the linebacker spot...played on special teams...during his rookie year, Larry recorded 17 tackles, six assists, one sack for -10 yds. and one pass deflection...considered by the Patriots to be one of the top linebacking prospects in the '80 draft, Larry was the 45th player chosen overall and the sixth linebacker taken.

COLLEGE: USC coaches voted him as defensive MVP in '79...made 138 tackles in three years...started in two Rose Bowl games, made six tackles in 17-10 win over Michigan in '79 and five tackles in 17-16 win over Ohio State in '80...career high of 10 tackles came against Notre Dame as a junior...played in '80 Japan Bowl...spent frosh year at Contra Costa Junior College.

PERSONAL: Married (Elaine) and father of one son, Lawrence (2)...graduated in Spring, 1980 with a degree in Speech Communications...has graduate school aspirations in Business...enjoys basketball, bike riding and coaching Little League Baseball.

GAMES PLAYED/STARTED: 1980-11/0, 1981-On injured reserve for the entire season, 1982-8/8, Total: 19/8.



STANLEY MORGAN 86

WR 5-11 181

TENNESSEE 7th year

DOB: 2-17-55 at Easley, SC

HOW ACQUIRED: D-1b, 1977

PRO BOWL: 1980, 1981

PRO: Possibly the greatest deep receiving threat in the NFL today, Stanley continues to add to his already impressive receiving statistics...leading the Patriots for the third straight year in reception yardage, he grabbed a team high 28 passes in '82 for 584 yards, three TDs and a 20.9 average...Stanley now ranks third on the Patriots' all-time reception list with 216 career catches, behind only Gino Cappelletti (292) and Jim Colclough (283)...his 1982 yardage total also moved Stanley into the second spot on the club's all-time reception yardage chart...with 4,869 career yards, he needs just 133 yards to surpass Colclough (5,001 yards) as the Patriots' all-time reception yardage leader...not only is his 22.5 career reception average a Patriot record, it

is also the highest ever in NFL history for all receivers with 200 or more career receptions...former receiving great Homer Jones is second to Morgan in that category with a 22.3 mark...over the last five weeks of the '82 season, Stanley had four games in which he had 100 or more yards receiving...in a loss to Pittsburgh (12-26), he grabbed a 75-yard TD pass from Matt Cavanaugh, the longest of the year in the AFC, and had a total of four catches on the day for 127 yards...unfortunately, he had a 71-yard TD reception called back on a holding penalty away from the play and an apparent 33-yard TD reception was ruled no good on a contested call that he was over the end line...had those two TDs been good, he would have had 231 yards on the day...his four 100-yard game in '82 raised his career total to 18, a club mark...Stanley also owns a unique mark in that he is the only NFL player to have averaged over 20.0 yards per reception in each of the last six seasons...in six games played against the Baltimore Colts from 1978-80, Stanley riddled the Colts for 21 receptions, 507 yards, a 24.1 reception average and five TDs (75, 62, 56, 27 and 25 yards)...has started in 84 of a possible 87 games in his six year career...when he missed the opening game with a knee injury in 1981, it marked the end of a 62-game consecutive starting streak that began in his rookie year (1977)...Stanley ranks third in club history in career receiving TDs with 35, behind only Cappelletti (42) and Colclough (39)...he also holds the club mark for best career reception yardage average (22.5 yards)...Stanley ranks second to only Mike Haynes (111-1, 159-10.44) on the club's all-time career punt return chart with 960 yards and a 10.43 average on 92 returns...in the first four games of 1980, Stanley had five TD receptions, including two (68 and 40 yards) at Seattle (9-21-80) and the game winner (45 yards) the following week against Denver (9-29)...his longest reception of '80 was a 71-yarder at San Francisco (11-30) that set up a TD...although he missed a Pro Bowl berth following the past two seasons, he played in the Pro Bowl following the 1979 and 1980 seasons, scoring the AFC's lone TD in a 21-7 loss to the NFC in his most recent Pro Bowl visit...in only his third pro campaign, he joined Harold Jackson (1,013 yards) in becoming the first Patriot to cross the 1,000-yard receiving plateau in a season when he had 1,002 yards on 44 reception in 1979...his 12 receiving TDs that year led the league as did his 22.8 reception yard average...in a 50-21 thumping of Baltimore at Foxboro (11-18-79), Stanley returned a punt 80 yards for a TD, marking only the third time in club history that a punt was returned for a TD...his total TD production (13) in 1979 tied Steve Grogan's club mark of 13 set in 1976...in his second pro season (1978), he led the team with 820 yards receiving and was the team's top punt returner with 335 yards and 10.5-yard average on 32 returns...as a rookie, he returned in a stellar performance with 21 receptions (second on the club), the club's top reception average (21.1) and top punt return performance (16 for 220 yards and a 13.8 avg.)...his 13.8-yard punt return average was second best in the AFC that year...was named to the PFW all-rookie team and was tabbed as Rookie-of-the-Year by the Patriots' 1776 Fan Club...the 25th player overall and the first wide receiver taken in the 1977 NFL draft, Stanley joined CB Ray Clayborn (16th player taken) as one of two Patriot first round choices that year.

COLLEGE: Received countless awards after four year career with the Vols...played three different positions — WR, RB and WB...accounted for 4,713 yards while a collegian, averaging 9.2 yards every time he touched the ball.

PERSONAL: Married (Rholedia)...father of two daughters, Sanitra Nikole (7) and Monique (2)...received a B.S. in Education from Tennessee in 1979...spent four offseasons working for Industrial National (Fleet) Bank in Providence, RI...spent the most recent offseason in his new home in Memphis.

GAMES PLAYED/STARTED: 1977-14/14, 1978-16/16, 1979-16/16, 1980-16/16, 1981-13/13, 1982-9/9, Total 84/84. (Started 62 consecutive games in first four years of career before missing first two games of 1981 with a left knee sprain).

Year	G	No.	RECEIVING				TD	PUNT RETURNS					LG	TD
			Yds.	Avg.	LG			No.	FC	Yds.	Avg.			
1977	14	21	443	21.3	64t		3	16	2	220	13.8		53	0
1978	16	34	820	24.1	75t		5	32	5	335	10.5		48	0
1979	16	44	1002	22.8*	63t		12*#	29	21	289	10.0		80t	1
1980	16	45	991	22.0	71		6	0	—	—	—		—	—
1981	13	44	1029#	23.4*#	76t		6	15	4	116	7.7		26	0
1982	9	28	584	20.9	75t		3	0	—	—	—		—	—
Totals	84	216	4869	22.5#	76t		35	92	32	960	10.4		80t	1

*NFL Leader

#Club Record

Single Game Career Highs

Most Receptions—7 (Twice) at Chicago 12-25-82
and vs. Buffalo 1-2-83
Most Yds. Receiving—182 vs. Miami 11-8-81
Longest Reception—76 (TD) vs. Miami 11-8-81
Most TD Receptions—2 (Seven times) vs. NY Jets
9-9-79, at Baltimore 10-28-79,
at Buffalo 11-4-79, at NY
Jets 12-9-79, at Seattle 9-21-80,
vs. Houston 10-18-81 and
vs. Houston 11-28-82


100 Yard Receiving Games

1978—vs. Baltimore (9-18) 3-125-1 (62t)
vs. Phil. (10-8) 3-104-1 (58t)
at Baltimore (11-26) 5-170-1 (75t)
1979—vs. NY Jets (9-9) 3-102-2
at Baltimore (10-28) 5-151-2 (56t)
at Buffalo (11-4) 5-158-2 (63t)
at Miami (11-29) 5-124-1 (38t)
at NY Jets (12-9) 6-129-2 (48t)
1980—vs. Cleveland (9-7) 3-102-1 (67t)
at Seattle (9-21) 2-108-2 (68t)
at San Francisco (11-30) 4-142-0 (71)
1981—vs. Kansas City (10-4) 4-118-1 (66t)
vs. Miami (11-8) 5-182-1 (76t)
at Buffalo (11-22) 3-141-1 (65)
1982—vs. Houston (11-28) 5-122-2 (62t)
at Chicago (12-5) 7-130-0 (40)
at Pittsburgh (12-26) 4-127-1 (75t)
vs. Buffalo (1-2-83) 7-141-0 (45)

MORGAN'S CLUB RECORD FOR SINGLE SEASON RECEIVING YARDAGE — 1981

Date/Opp	No.	Yds.	Avg.	LG	TDs
9/ 6 Baltimore			Did Not Play		
9/13 @Philadelphia			Did Not Play		
9/21 Dallas	4	68	17.0	23	0
9/27 @Pittsburgh	5	87	17.4	21	1
10/ 4 Kansas City	4	118	29.5	66t	1
10/11 @NY Jets	3	87	29.0	33	0
10/18 Houston	4	98	24.5	42t	2
10/25 @Washington	5	66	13.2	23	0
11/ 1 @Oakland	1	20	20.0	20	0
11/ 8 Miami	5	182	36.4	76t	1
11/15 NY Jets	1	4	4.0	4	0
11/22 @Buffalo	3	141	47.0	65	1
11/29 St. Louis	4	94	23.5	41	0
12/ 6 @Miami	4	55	13.7	19	0
12/13 Buffalo	1	9	9.0	9	0
12/20 @Baltimore			Did Not Play		
Totals	44	1029	23.4	76t	6

OTHER STATS: Rushing: 1977-one for 10 yds., 1978-two for 11 yds., 1979-seven for 39 yds., 1980-four for 36 yds., 1981-two for 21 yds., 1982-two for three yds. Kickoff Returns: 1979-one for 12 yds. Fumbles: 1978-6, 1979-1, 1981-2. Fumble Recoveries: 1980-1, 1981-2.

**STEVE NELSON 57**

ILB 6-2 230

NORTH DAKOTA STATE 10th year

DOB: 4-26-51 at Farmington, MN

HOW ACQUIRED: D-2b, 1974

PRO BOWL: 1981

PRO: The anchor on the Patriots' defense, Steve led the team in tackles for the fourth time in the last five seasons...on the year, he had 45 stops, 85 assists, three QB pressures and a deflected pass while starting all nine games...while missing only four starts in 57 games over the past four season, he has averaged 11.1 tackles per game...he had busy days against the Jets (9-19) turning in 11 stops and 11 assists, and against Houston (11-28) when he had six tackles, 10 assists and three QB pressures...separating his shoulder in the fourth game of 1981, he spent the next four games on injured reserve before returning to start every game...as a result, he lost a chance for the team tackle title, finishing fourth with 62 tackles and 64 assists...he earned his only Pro Bowl berth by topping the Patriots with 186 total tackles, well ahead of team runnerup Rod Shoate's 103 stops...although he did not record any interceptions last year, Nellie ranks 12th on the Patriots' all-time interceptions list with 13 career steals for 199 yards...in the fifth game of 1980, he blocked a FG attempt against the Jets (10-5) that was returned 65 yards by Mike Haynes for a TD...he had three interceptions in '80 that setup two scores and prevented another...against Miami (10-12-80) he stole one pass to setup a Patriot TD and repeated that feat against LA (11-16-80)...in a 47-21 romp over

Baltimore (11-23-80), he intercepted a Bert Jones' pass at the five-yard line to prevent a Colt score...always around the ball, "Nellie" had ten initial hits and seven assists at Seattle (9-21) and ten initial hits and eight assists against LA (11-16)...the Patriots' leading tackler in 1979 with 134 stops, he greatly outdistanced Tim Fox (70) who finished as runnerup on the Patriots' tackle chart...he preserved a Patriot 27-21 win over San Diego (9-23-79) when he intercepted a Dan Fouts pass at the goalline with just 1:30 remaining to be played...after making 33 tackles in the first four games of 1979, he suffered a concussion vs. Green Bay (10-1) that seemingly ended his activity for the year, but he returned two weeks later to start the last ten games of the year, averaging ten tackles per game...he also added two sacks in 1979...his top tackle performance came in the season finale vs. Minnesota (12-16) when he made 12 tackles...his team leading 98 tackles and four fumble recoveries earned him second team AP all-pro honors in 1978...started first 14 games of the year but knee injury vs. Dallas (12-3) sidelined him for final two games of '78 campaign...1977 was a banner year as he had 97 tackles and 4 sacks, while earning all-pro honors with the *NY POST* and Unsung Hero Award with 1776 Fan Club...started first ten games of 1976, but a dislocated kneecap suffered vs. Baltimore (11-14) held him out of last four games...returned to play in playoff game vs. Oakland...led team with 142 tackles while starting every game of '75...the 34th player taken in the 1974 draft, Nellie was the second of two Patriot second round choices, the other being OG Steve Corbett of Boston College...starting 11 games as a rookie, he was named the as Patriots' MVP and was the NEA Third Down Award recipient.


COLLEGE: Played his college ball at North Dakota State under then head coach Ron Erhardt...played both OLB and DE...served as team captain in 1973 and was team MVP in both '72 and '73.

PERSONAL: Married (Maria) father of four daughters, Cam (7), Casey (5), Caitlin (3) and Kelli (1)...selected as Patriots' recipient of the Miller Man-of-the-Year Award in both 1980 and 1981...presented with the Hyde Park Sportsman-of-the-Year Award this past winter for his efforts on the field and in the community...has spearheaded a continuing effort to raise funds for the Wrentham State School, a home for mentally handicapped children and adults...serving as co-chairman of a celebrity golf tournament to benefit the school over the past four years, his efforts have helped raise over \$135,000 for the school's needs...enjoys outdoor activities including woodcutting, fishing and watching birds...would like to pursue a football coaching career after his playing career is over.

GAMES PLAYED/STARTED: 1974-11/9, 1975-14/14, 1976-10/10, 1977-13/13, 1978-14/14, 1979-15/15, 1980-16/16, 1981-12/12, 1982-9/9, Total: 114/112.

Year	G	INTERCEPTIONS				
		No.	Yds.	Avg.	LG	TD
1974	11	—	—	—	—	—
1975	14	2	8	4.0	4	0
1976	10	2	32	16.0	34	0
1977	13	—	—	—	—	—
1978	14	5	104	20.8	37	0
1979	15	1	18	18.0	18	0
1980	16	3	37	12.3	33	0
1981	12	—	—	—	—	—
1982	9	—	—	—	—	—
Totals	114	13	199	15.3	37	0

OTHER STATS: Fumble Recoveries: 1974-1, 1976-3, 1977-1, 1978-4, 1979-1, 1980-1.



DENNIS OWENS 98

NT 6-1 258

N. CAROLINA ST. 2nd year

DOB: 2-24-60 at Clinton, NC

HOW ACQUIRED: FA, 1982

PRO: Dennis may have been the team's biggest surprise in that he was the only rookie free agent to make the active roster in '82...was signed as a free agent on 5-13-82 and enjoyed a fine rookie training camp...his play and that


of starting NT Lester Williams prompted the waiving of veteran NT Richard Bishop...during his rookie campaign, Dennis backed up Williams at NT and played DT in four man pass rush defenses...on the year, he recorded four tackles, four QB pressures and recovered one fumble...an avid weight trainer, he gained 20 lbs. after his senior year at North Carolina St...

COLLEGE: Played both right DT and MG during his tenure at N.C. State...recorded three QB sacks as a junior...ran a 4.8 40-yard dash as a senior.

PERSONAL: Single...a Recreation Resources major at N.C. State, who is working to complete degree during pro offseasons...lists photography, hunting and fishing as his favorite pastimes...played football at Clinton High School in Clinton, NC, where he was an Honorable Mention All-America pick.

GAMES PLAYED STARTED: 1982-9/0.

STATS: Fumble Recoveries: 1982-1.



RICK SANFORD 25

FS 6-1 192

SOUTH CAROLINA 5th year

DOB: 1-9-57 at Rock Hill, SC

HOW ACQUIRED: D-1, 1979

PRO: Rick made a smooth transition from his starting strong safety post of two seasons to the starting free safety spot in 1982...replacing six-year starter Tim Fox who was traded to San Diego, Rick produced two interceptions...at Chicago (12-5), he picked off a Jim McMahon pass at his own one, and raced 99 yards for a club record interception return for a TD...that effort was also the longest of the year in the NFL and the fourth longest in league history...he also added one other interception in a 16-0 win at Seattle (12-19)...his 23 tackles and 28 assists was the second best tackle total in the Patriots' secondary last year, just one behind secondary leader Mike Haynes...in addition to two pass deflections, he also had a fumble recovery at Pittsburgh (12-26)...that recovery raised his four-year career total to eight fumble recoveries, which includes a team high three in 1981...in 1981, he turned in 45 tackles and 38 assists while starting 14 games at strong safety...before Mike Haynes ended his contract holdout, Rick started the first four games of 1980 in his place at RCB...after playing the next six games as the Patriots' fifth back, he won the starting role at SS for the final six games...while shifting around the secondary, he turned in 45 initial hits and six assists...against Baltimore (11-23-80) he returned a fumbled kickoff return for 22 yards and six points...only one year earlier (11-18-79) against the same team, he became the first Patriot in ten years (Roland Moss vs. Buffalo, 11-14-71), to take a blocked punt back for a TD...he accomplished the feat by blocking Bucky Dilt's punt and rambling eight yards for the score...had a sack on a safety blitz vs. Baltimore (11-23-80)...as the 25th player taken in the '79 draft, he found himself shoring up the injured Patriots' secondary in making four starts...he started one game in place of the injured Haynes at RCB while starting three more at SS...he was the Patriot's second leading KO returner in 1979 behind fellow rookie Allan Clark, returning 10 kickoffs for 179 yards...in the Patriots' 26-6 win at Buffalo (11-4-79), Rick took a lateral from Rod Shoate after Shoate intercepted a Joe Ferguson pass and he returned it 27 yards to help set up the Patriots' go ahead FG...in the Patriots-Bills rematch (11-25-79), he recorded his first pro interception, returning the stolen aerial 12 yards...on the year, he had 28 tackles.

COLLEGE: Rick had been the highest NFL draft pick in school history since Alex Hawkins (2nd round-1959) until George Rogers was the first player taken in the 1981 NFL Draft...was the top DB taken in 1979 draft...a consensus All-America, he was a three-year starter for the Gamecocks, and turned in 112 career tackles...had nine career interceptions for 112 yards.

PERSONAL: Married (Sherri)...received a B.S. in Physical Education from So. Carolina in 1980...has also completed some degree work there for a Masters in Education...a versatile athlete, he enjoys racquetball, tennis, basketball and golf...one of the more active Patriots in the Special Olympics program, he served as Chairman of that charity's Deduct-A-Ski funding rais-

ing effort...was S. Carolina H.S. Athlete-of-the-Year in 1975...until he turned pro, Rick's parents never missed one of his athletic contests...they still travel from Rock Hill, SC to see three or four Patriot home games per season.


GAMES PLAYED/STARTED: 1979-16/4, 1980-16/10, 1981-16/14, 1982-9/9, Totals: 57/37.

Year	G	INTERCEPTIONS					KICKOFF RETURNS				
		No.	Yds.	Avg.	LG	TD	No.	Yds.	Avg.	LG	TD
1979	16	1	39	39.0	12	0	10	179	17.9	23	0
1980	16	1	0	0.0	0	0	0	—	—	—	—
1981	16	3	28	9.3	21	0	4	82	20.5	27	0
1982	9	2	105	52.5	99t*	1	0	—	—	—	—
Totals	57	7	172	24.6	99t#*	1	14	261	18.6	27	0

*League Leader

#Club Record

OTHER STATS: Blocked Punts: 1979-one for eight yds. (TD) vs. Baltimore 11-18. Punt Returns: 1979-one for one yd. Fumble Recoveries: 1979-2, 1980-2, (one for 22 yds. (TD) vs. Baltimore 11-23), 1981-3, 1982-1.



KENNETH SIMS 77

DE 6-5 271

TEXAS 2nd year

DOB: 10-31-59 at Kosse, TX


HOW ACQUIRED: D-1a, 1982

PRO: While he got off to a slow start, Ken rallied after the NFLPA strike to become the Patriots' most productive defensive lineman...he was the team's fourth rated tackler with 26 initial hits and 46 assists for 72 total tackles and tied for the team lead in QB sacks with 4½ for -32 yards...he also led the team in QB pressures with 13 and recorded one pass deflection and caused one fumble...Kenneth made a smooth transition from DT in a four-man front at Texas to DE in the Patriots' front three...he showed periods of excellent play and developed consistency during his first pro season...was in on seven tackles and recorded 2½ QB sacks in Patriots' 29-21 victory over Houston (11-28)...had a stellar performance in Patriots' 3-0 shutout victory vs. Miami (12-12)...in that game, he was in on 11 tackles and recorded one QB pressure...the following week, he was in on six tackles and recorded one QB sack, one QB pressure and caused one fumble as the Patriots' blanked the Seahawks 16-0 at the Kingdome (12-19).

COLLEGE: Everyone's top player available in the 1982 College draft, Kenneth was the first defensive linemen to be taken in the first round by the Patriots' since Phil Olsen of Utah State in 1970...he is only the second Patriot draft choice to be the top one taken in the draft overall with Jim Plunkett the first one in 1971...in the first quarter vs. TCU (11-14-81), the Longhorns' ninth game of the year, he suffered a broken fibula and sprained ligaments in his right ankle and missed the balance of the '81 campaign...despite the injury, he averaged 120 tackles a season (12 per game) as a starter over his junior and senior years...as a reserve during his frosh and soph seasons, he had 30 and 51 tackles, in those years, respectively, and 31 sacks, 96 QB pressures, 15 caused fumbles and seven fumble recoveries...one of four team co-captains, he helped the Longhorns hand Ron Meyer's SMU squad their only loss of 1981, by a 9-7 mark on 10-24...in that game he was responsible for 15 tackles and four sacks...was named to every All-America team, Lombardi trophy winner and was a runnerup in both the Heisman Trophy and Outland Trophy balloting senior year.

PERSONAL: Single...continued to work on degree in Education at Texas during past offseason...hobbies include rock climbing, fishing and golf...was one of ten athletes who participated in the 1981 Fiesta Bowl Drug Rehabilitative Education Program...is the youngest in a family of eight children...he was raised in Kosse, TX (pop. 484) and played at Groesbeck High School.

GAMES PLAYED/STARTED: 1982-9/9.



JOHN SMITH 1

K 6-0 185
SOUTHAMPTON (Eng.) 10th year
DOB: 12-30-49 at Leafield, England
HOW ACQUIRED: FA, 1974
PRO BOWL: 1981
Left Footed Soccer Style Kicker

PRO: While working out prior to the '82 training camp, John injured his right knee (non-kicking leg) and underwent arthroscopic surgery a short time later...as a result, he did not see any preseason kicking duty and was placed on injured reserve during the final roster reduction process...since Dan Miller and Rex Robinson were unable to maintain their kicking levels, the Patriots took a gamble and placed John on procedural waivers in the sixth week of the season...after he cleared, John was reactivated and three days later, kicked a much heralded 33-yard FG in the snow to help beat Miami 3-0...a week later, kicking in perfect conditions inside the Kingdome, John attempted a personal career single game high five FGs, hitting on three as the Patriots won 16-0...with 671 career points, John is second in club history to the Patriots' all-time scoring king, Gino Cappelletti (1,130)...since not scoring in the Patriots' 7-0 loss to Houston in the 1975 season opener, John has scored in a club record 96 consecutive games...having made 125 of 185 career FG attempts, John is the NFL's third best FG accuracy leader of all-time with a 67.56% mark...the recently retired Toni Fritsch (67.96%) and Efen Herrera (67.85%), both veterans of indoor kicking are the only two kickers ahead of Smith...in nine indoor FG attempts during his career, he has made seven for a 77.9% accuracy mark...one of the game's most reliable short to mid-range kickers, he has made 97 of 118 kicks inside the 40 (82.2%) despite kicking in at least 11 games a year in such stadiums as Foxboro, Shea, Rich and Baltimore's Memorial, that give kicker nightmares...connecting on all four FG attempts and all three PAT attempts, he set a personal career single game scoring high of 15 points at San Diego (11-9-75)...during the 1981 season, John made the longest FG of his career, 50 yards, against Kansas City (10-4)...three weeks later, at Washington (10-25), he tried the longest attempt of his career, 53 yards, but the ball fell just short in a driving rain...John had made 79 consecutive PATs since 11-18-79 until his final PAT attempt in the Patriots' 33-17 win over Kansas City on 10-4-81 sailed wide to the right...in eight seasons, John has scored ten or more points in 15 games, including eight games in 1980...John's 129 points in 1980 not only broke his own club record for points in a season (115 in 1979), but it is still the best individual season point total since O.J. Simpson ran up 138 points in 1975...in the process, he set several new club records in 1980...hitting on all 51 PAT attempts, he set the club marks for PATs made and attempted in a season...his 26 FGs (on 34 attempts) were also a new club mark while his 129 points were the most ever by a kicker in club history...in 1979, he topped Earl Campbell of Houston and Mark Moseley of Washington by just one point to win NFL scoring honors with 115 points...at the same time, he broke Cappelletti's record for points kicking by a Patriot in a season (114 in 1964)...his FGs spelled the margin of victory on back-to-back weeks during 1979 as the Patriots stopped Cincinnati 20-14 (9-16) and San Diego 27-21 (9-23)...despite making only one of his first eight attempts past the 40-yard mark in '79, he hit on five of his last six FG attempts from 40 yards or more...in Patriots' 56-3 victory over the NY Jets (9-9-79), he tied the club record for most PAT attempts (8) and established the new club record for most PATs made (8) in a game...a leg muscle tear early in '78 almost ended John's kicking career and he joined the injured reserve roll after three games...prior to '78, he led the Patriots in scoring four straight seasons (1974-77)...was the only NFL kicker who did not miss a PAT attempt in '75 (33-33) and matched that feat again in '77 (33-33)...John had an unusual start on the pro gridiron...as a visiting soccer camp instructor, he tried kicking a football and was given a tryout by the Patriots in 1973...after signing a free agent contract, he was traded to Pittsburgh, later waived, and subsequently returned to kick for the NE Colonials (ACFL)...was ACFL scoring champ of '73 while hitting 36 straight PAT conversions and 19 of 21 FGs (longest was 48 yards)...the left footed soccer style kicker then signed another free agent pact with the Patriots on 4-7-74...as a rookie, scored 90 points to finish as runnerup to AFC scoring champ Roy Gerela and fourth best in NFL...PFW and *Football Digest* All-Rookie Team selection in '74.

PERSONAL: Married (Vivienne)...has three daughters, Felicity (7), Nicola (5) and Victoria (1) as well as a son, Martin James (3)...spends the offseason as a senior account executive for the Seiler Corporation of Waltham, MA, a New England area food service contractor...was the Patriots' Miller Man-of-the-Year Award winner in 1982...actively promotes and conducts both soccer clinics and his own youth soccer camp...served as the color commentator for the first-ever live Super Bowl (XVII) broadcast throughout his native Great Britain...based in a London Studio, he explained the basics of American Football to the English audience watching the Miami--Washington contest over the public owned Channel 4...also finds time to participate in Athletes-in-Action, FCA and the Special Olympics...the first time he ever saw an American football game, he played in it at the age of 24.

GAMES PLAYED/STRTED: 1974-14/0, 14/0, 1975-14/0, 1976-14/0, 1977-14/0, 1978-3/0 (On injured reserve 9-19 through remainder of season), 1979-16/0, 1980-16/0, 1981-16/0, 1982-4/0, (Placed on injured reserve 9-6 reactivated 12-10), Total: 111/0.

	G	FGM	FGA	Pct.	LG	BLK	XPM	XPA	FG Made	
									Total Yds.	Avg. Yds.
1974	14	16	22	72.0	46	1	42	43	512	32.0
1975	14	9	17	53.0	46	3	33	33	312	34.7
1976	14	15	25	60.0	49	1	42	46	534	35.6
1977	14	15	21	71.0	44	0	33	33	445	29.6
1978	3	1	1	100.0	24	0	6	7	24	24.0
1979	16	33	33	70.0	47	2	46	49	796	34.6
1980	16	26#	34	76.5	44	2	51#	51#	785	30.2
1981	16	15	24	62.5	50	1	37	39	506	33.7
1982	4	5	8	62.5	42	1	6	7	156	31.2
Totals	111	125	185	67.6	50	11	296	308	4070	32.6
#Club Record										

1982 KICKING

(Bold face indicates FG made)

Miami (18,**33**); Seattle (21, 41b, **37**, 48w, **23**); Pittsburgh (—); Buffalo (**42**)

FIELD-GOAL ACCURACY

Year	1-19	20-29	30-39	40-49	50-plus	Total
1974	0-0	6-7	8-10	2-5	0-0	16-22
	0%	86%	80%	40%	0%	73%
1975	1-1	1-1	5-6	2-8	0-1	9-17
	100%	100%	83%	25%	0%	53%
1976	0-1	4-4	4-6	7-14	0-0	15-25
	0%	100%	67%	50%	0%	60%
1977	1-1	4-5	9-11	1-4	0-0	15-21
	100%	80%	82%	25%	0%	71%
1978	0-0	1-1	0-0	0-0	0-0	1-1
	0%	100%	0%	0%	0%	100%
1979	0-0	6-6	11-13	6-14	0-0	23-33
	0%	100%	85%	43%	0%	70%
1980	2-2	11-11	10-14	3-7	0-0	26-34
	100%	100%	71%	43%	0%	76.5%
1981	0-0	7-7	2-6	5-7	1-4	15-24
	0%	100%	33%	71%	25%	62.5%
1982	0-1	2-2	2-2	1-3	0-0	5-8
	0%	100%	100%	33.3%	0%	62.5%
Totals	4-6	42-44	51-68	27-62	1-5	125-185
	66.6%	95.4%	75%	43.5%	20%	67.6%#

#Club Record

NOTE: Smith missed a 50 yd. FG attempt in AFC playoff game at Oakland, 12-18-76.

Smith made FG's of 23 yds. and 42 yds in AFC Playoff game at Miami, 1-8-82.

Single Game Career Highs

Most Points Game — 15 at San Diego 11-9-75

Most FG's Attempted — 5 at Seattle 12-19-82 (4 accomplished nine times)


Most FG's Made — 4 at San Diego 11-9-75

Longest FG Attempted — 53 at Washington 10-25-81

Longest FG Made — 50 vs. Kansas City 10-4-81

Most PAT's Attempted — 8 vs. Jets 9-9-79

Most PAT's Made — 8 vs. Jets 9-9-79



RICKY SMITH 27

CB 6-0 182
ALABAMA ST. 2nd year
DOB: 7-20-60 at Quincy, FL
HOW ACQUIRED: D-6, 1982

PRO: Ricky enjoyed a successful rookie campaign...very talented athletically, he handled the Patriots' punt and kick return duties in '82...Ricky returned all but four kickoffs in '82, as the Patriots' finished as the league champions with a 23.1 KOR average (28 returns, 646 yards)...his 23.6 KOR average (24 returns, 567 yards) ranked third in the AFC and sixth in the NFL...showed everyone he is capable of breaking the big return when he brought back a NY Jet kickoff 98 yards for a TD at Foxboro (9-19-82)...that return was the league's best in '82...his 8.7 punt return average (16 returns, 139 yards) ranked sixth in the AFC...Ricky saw spot duty in Nickel and Six back defensive alignments as he was in on nine tackles and recorded one pass deflection...he picked off a Lynn Dickey pass and travelled 78 yards for a TD in the Patriots' 41-27 preseason victory over the Green Bay Packers (9-4-82)...Ron Meyer says, "Ricky has the potential to become a very successful corner-back in the NFL."

COLLEGE: A starter at FS as a senior, he was also the Hornets' punter...had seven career interceptions, including three as a senior...punted 221 times for 7,438 yards and a 33.7 career average...had his best season as a punter in '81 booting 52 punts for a 38.2 average with a long of 58 yards...was the NAIA National Indoor Long Jump Champ in '79 and '80...has a personal best leap of 25'3"...also played centerfield on the Alabama St. baseball team.


PERSONAL: Married (Chinetie)...graduated May '82 from Alabama State with a B.S. in Human Services and a minor in Health and Recreation...spent past offseason substitute teaching in Pensacola, FL...lists track and field, listening to music and playing the drums among his favorite pastimes...attended James A. Shanks High School in Quincy, FL.

GAMES PLAYED/STARTED: 1982-9/0.

Year	G	KICKOFF RETURNS						No.	PUNT RETURNS				
		No.	Yds.	Avg.	LG	TD	FC		Yds.	Avg.	LG	TD	
1982	9	24	567	23.6	98t*	1	16	8	139	8.7	19	0	

*Longest in NFL

OTHER STATS: Fumbles: 1982-3. Fumble Recoveries: 1982-2.



RON SPEARS 78


DE 6-6 255
SAN DIEGO ST. 2nd year
DOB: 11-23-59 at LA, CA
HOW ACQUIRED: W-DAL., '82

PRO: Ron was originally signed as a free agent by the Dallas Cowboys in May 1981...he suffered a foot injury while at the Cowboys' camp and was placed on injured reserve for the '81 season...he was claimed on waivers by the Patriots on 9-8-82...was on the Patriots' inactive list for the regular season opener at Baltimore (9-12)...saw action in seven games while recording four tackles...Ron has great speed and quickness for his size and has the potential to develop as a pass rush specialist.

COLLEGE: Played at East Los Angeles Junior College before transferring to San Diego State...played as a 6-6 235 lb. LB while at San Diego St.

PERSONAL: Single...a Los Angeles, CA native, he played at John Marshall High School, the same as Patriot teammate Mike Haynes.

GAMES PLAYED/STARTED: 1982-7/0.



MOSI TATUPU 30

FB 6-0 227

USC 6th year

DOB: 4-26-55 at Pago Pago,
American Samoa

HOW ACQUIRED: D-8b, 1978

PRO: Always regarded as one of the standout performers on the Patriots' special teams, Mosi has made everyone, particularly opposing defenders, sit up and take notice when he runs the ball...the Patriots' third ranked rusher in '82 with 168 yards on 30 rushes, Mosi has averaged 5.42 yards a carry over the past two seasons while toting the ball 68 times for 369 yards...Head Coach Ron Meyer calls Mosi "one of the most competitive players that I have ever been associated with"...while everyone except he and Mark van Eeghen were slipping and sliding on a snow covered turf at Foxboro on 12-12-82, Mosi used his low center of gravity and bullish power to plow through the Dolphins for a career high 81 yards on 13 carries...in that 3-0 Patriot upset victory, Mosi even managed a 26-yard run despite almost impossible conditions...he had the biggest season rushing output of his career in '81 when he ran 38 times for 201 yards and two TDs...against Houston that season (10-18-81), he made his only pro start and ran six times for 64 yards, including a 43-yard jaunt in which he broke no less than seven tackles...when he isn't at the FB spot or a wing in motion on short yardage plays, Mosi is usually one of the first players covering a kick returner...in special teams play last year, he registered eight tackles and four assists while he chipped in 14 solo tackles the year before...was the Patriots' fifth leading rusher in '80 with 97 yds. on 33 carries...in a 21-17 loss at San Francisco (11-30-80), he scored both of the Patriots' TDs, the first two of his pro career...also scored at New Orleans in the final minutes to seal a 38-27 Patriot win...while a FB in the famous I formation offense at USC, then Head Coach Johnny Robinson called Mosi "the best blocking back at USC since Sam Cunningham"...had eight carries, including a 12-yarder, for 50 yards in Patriots 56-3 thrashing of the NY Jets on 9-9-79.

COLLEGE: Made four post-season bowl appearances while playing for the USC Trojans...recorded 1277 rushing yards and nine TDs on 223 career carries in addition to another 147 yards gained on 19 receptions while a collegian.

PERSONAL: Married (Linnea)...father of a daughter, Linnea (4) and a son, Mosiula Mealofa (1)...spends offseason in San Diego area...visited Hawaii during past offseason to work at a football camp for Samoan Athletes in Action...the son of a former Samoan boxing champ, Mosi was raised in Hawaii and ranks as one of the best schoolboy gridders in Hawaiian history...has unusual hobby of raising Pit Bull Terriers...lists both salt and fresh water fishing, and furniture refinishing among his favorite pastimes.


GAMES PLAYED/STARTED: 1978-16/0, 1979-16/0, 1980-16/0, 1981-16/1, 1982-9/0, Total: 73/1.

Year	RUSHING						RECEIVING					
	G	No.	Yds.	Avg.	LG	TD	No.	Yds.	Avg.	LG	TD	
1978	16	3	6	2.0	3	0	0	—	—	—	—	
1979	16	23	71	3.1	12	0	2	9	4.5	5	0	
1980	16	33	97	2.9	11	3	4	27	6.8	11	0	
1981	16	38	201	5.3	43	2	12	132	11.0	41	1	
1982	9	30	168	5.6	26	0	0	—	—	—	—	
Totals	73	127	543	4.3	43	5	18	168	9.3	41	1	

OTHER STATS: Kickoff Returns: 1978-one for 17 yds., 1979-three for 15 yds. Fumbles: 1981-2. Fumble Recoveries: 1981-3.

FOR THE RECORD. . . .

In regular season play, there are four NFL stadiums in which Patriots have never appeared. The group includes Milwaukee Stadium (Green Bay Packers), Arrowhead Stadium (Kansas City Chiefs), The Metrodome (Minnesota Vikings) and Giants Stadium (NY Giants).



ANDRE TIPPETT 56

LB 6-3 241

IOWA 2nd year

DOB: 12-27-59 at Birmingham, AL

HOW ACQUIRED: D-2b, 1982


PRO: A promising young player, Andre played in all nine games with one start during his rookie campaign...was the first reserve OLB to come in and was a regular on special teams...filled in for the injured Larry McGrew during the second half at Pittsburgh (12-26) and recorded eight tackles and two QB pressures...also had a stellar performance when he started for the injured McGrew in the Patriots' 30-19 victory over Buffalo (1-2-83)...in that game he was in on eight tackles and two QB pressures...Andre will be tried at the ILB spot in '83 to prepare for the eventuality of Steve Nelson retiring some day...he has the physical tools and ability to play inside, but needs the work and exposure there.

COLLEGE: Andre played as both a standup DE and OLB for the Hawkeyes, leading them to the Rose Bowl as a senior, the school's first appearance there since 1959...spent one year at Ellsworth (Iowa) J.C. before transferring to Iowa...started his junior and senior years while at Iowa...recorded 141 career tackles and 35 QB sacks with three interceptions and two fumble recoveries...his 20 tackles for 153 yards in losses as a junior was tops in the Big Ten...Coach Hayden Fry said Tippett had the best game he has ever seen by a DE when he recorded six solo tackles, three assists, two QB sacks and broke up four passes vs. Iowa St. his senior year...was an AP, UPI, NEA, Football Writers and *Football News* 1st Team All-America selection in '81.

PERSONAL: Married (Renee)...spent past offseason working to complete his college degree in General Studies...a highly regarded athlete, Andre is a second degree black belt in karate...he placed third and fourth in two Massachusetts open karate tournaments during the past offseason...lists bowling and cooking exotic dishes among his favorite pastimes...was elected All-City and team captain in football, track and wrestling at Barringer High School in Newark, NJ.

GAMES PLAYED/STARTED: 1982-9/1.

STATS: Fumble Recoveries: 1982-1.



KEN TOLER 82

WR 6-2 191

OLE MISS 3rd year

DOB: 4-9-59 at Greenville, MS

HOW AQUIRED: D-7, 1981


PRO: Ken has been active for all 25 games the past two seasons, seeing spot duty as a wide receiver and as a regular on the special teams...Ron Meyer says, "Ken has great speed and hands for a big guy"...both of his receptions in 1982 were TDs, one a 30-yard reception in the Patriots' season opening 24-13 win at Baltimore (9-12) and the other a 33-yard scoring pass in the season finale vs. Buffalo (1-2-83)...as a rookie, he hauled in five receptions for 70 yards and a 14.0 per catch average...he also returned nine kickoffs for 148 yards (16.4 avg.) and recorded 22 tackles while playing on various coverage teams.

COLLEGE: Top receiver for the Rebels his junior and senior years...caught 67 passes for 1,202 yds. and 17.9 avg. during Ole Miss career...ranks as the 2nd all-time leading receiver in school history...longest catch of his career was a 64-yard TD reception vs. LSU in '80...one of 15 college athletes to be awarded an NCAA post graduate scholarship in '81.

PERSONAL: Married (Sherry)...graduated in 1982 with a BA in Chemistry...maintained a 3.6 GPA while at Ole Miss...is currently applying to medical school...spends offseason working as a coach at various football camps...enjoys tennis and golf...comes from a family of six children.

GAMES PLAYED/STARTED: 1981-16/0, 1982-9/0, Total: 25/0.

Year	G	RECEIVING					KICKOFF RETURNS				
		No.	Yds.	Avg.	LG	TD	No.	Yds.	Avg.	LG	TD
1981	16	5	70	14.0	23	0	9	148	16.4	32	0
1982	9	2	63	31.5	33t	2	—	—	—	—	—
Totals	25	7	133	19.0	33t	2	9	148	16.4	32	0



MARK VAN EEGHEN 34

FB 6-2 226

COLGATE 10th year

DOB: 4-19-52 at Cambridge, MA

HOW ACQUIRED: W-Raiders, 1982

PRO BOWL: 1977

PRO: The Raiders all-time rushing leader (5,907 yards), Mark was waived by them on the final cut of 1982 and claimed by the Patriots...that move was a homecoming for the bruising runner, who was born in Cambridge, MA and raised in Cranston, RI, where he still resides today...starting five of nine games last season, Mark rushed 82 times for 386 yards (4.7 avg.) to finish as the team's second leading rusher behind Tony Collins...in the Patriots' snowbound 3-0 win over Miami on 12-12, Mark rushed 22 times for 100 yards, marking the ninth time that he rushed for 100 yards or more in a game...his personal single game rushing high was a 151-yard performance at Green Bay in 1978...he also has one 100-yard receiving game under his belt, a 108-yard day against the NY Jets in 1979...his rushing and fine blocking efforts enabled the Patriots to finish second on the NFL rushing chart in 1982, only 24 yards behind the leader, Buffalo...after nine seasons of play, Mark has 6,293 yards and 35 TDs on 1,657 carries which makes him the third ranked rusher among active AFC players, sixth among all active NFL players and 16th on the NFL's all-time rushing chart...Mark will enter the 1983 season needing only 31 yards to pass the 15th ranked Floyd Little (6,323 yards) and 286 yards to surpass both 14th ranked Lydell Mitchell (6,534 yards) and 13th ranked Lawrence McCutcheon (6,578 yards)...he missed most of the 1981 season due to injury and in the process had a 107 consecutive games played streak snapped...Mark averaged over 1,000 yards per season for his five full seasons as a starter, 1976-80...he also led the Raiders in rushing each of those seasons and set the Raiders' club record for single season rushing (1,273 yards) in 1977...that mark also led the AFC in rushing that year...in 1980, he ranked fourth among AFC rushers with 838 yards, while adding 259 more yards in four post-season games...only rusher in Raider history to gain more than 1,000 yards in three successive seasons (1976-78)...holds the Raider club records for most carries in a game (36), season (324) and career (1,475) and tied a club mark with three rushing TDs vs. Atlanta in 1979...in addition, Mark holds the Raider post-season club marks for career yards rushing (579) and attempts (163)...caught a single season personal career high 51 passes in 1979...played in 13 post-season games with the Raiders, including five AFC Championships and Super Bowls XI and XV...when he started for the Patriots against Miami (1-8-83) in the first round of last year's Super Bowl Tournament, it marked his 14th post-season appearance...originally the Raiders third round choice in 1974, he was the 75th player chosen overall and the 13th RB selected that year.

COLLEGE: Broke a 25-year-old Colgate career rushing record with 2,591 yards in three seasons...ran for 1,089 yards in 1973 to become the first back in school history to eclipse the 1,000-yard mark in a single season...his 14 rushing TDs in 1973 broke a Colgate mark held by another rushing great, Marv Hubbard, who had 13 in 1966...played in the East-West Shrine game.

PERSONAL: Married (Nancy)...father of three daughters, Brooke (7), Kady (5) and Amber (3)...born in Cambridge, MA. he was raised in Cranston, RI and was an All-American RB at Cranston West H.S...was also the captain of his high school basketball team...graduated in 1974 from Colgate with a B.A. in Economics...voted into the Cranston Hall of Fame...has been serving as Honorary Chairman of the RI Olympic Fund Raising Committee.

GAMES PLAYED/STARTED: 1974-14/0, 1975-14/8, 1976-14/14, 1977-14/14, 1978-16/16, 1979-16/15, 1980-16/16, 1981-8/3, 1982-9/5, Total: 121/91.

OTHER STATS: Kickoff Returns: 1975-seven for 112 yds. Fumbles: 1975-5, 1976-3, 1977-3, 1978-5, 1979-3, 1980-3, 1982-2. Fumble Recoveries: 1976-1, 1978-4, 1979-1.

Year	G	RUSHING					RECEIVING				
		No.	Yds.	Avg.	LG	TD	No.	Yds.	Avg.	LG	TD
1974	14	28	139	5.0	17	0	4	33	8.3	12	0
1975	14	136	597	4.4	22	2	12	42	3.5	18	1
1976	14	233	1012	4.3	21	3	17	173	10.2	21	0
1977	14	324	1273	3.9	27	7	15	135	9.0	30	0
1978	16	370	1080	4.0	34	9	27	291	10.8	33	0
1979	16	223	818	3.7	19	7	51	474	9.3	36	2
1980	16	222	838	3.8	34	5	29	259	8.9	37	0
1981	8	39	150	3.8	11	2	7	60	8.6	13	0
1982	9	82	386	4.7	17	0	2	14	7.0	9	1
Totals	121	1657	6293	3.8	34	35	164	1481	9.0	37	4

Single Game Career Highs

Most Carries: 36 at NY Jets 10-23-77

Most Yds. Rushing: 151 at Green Bay 9-17-78

Longest Rush: 34 yards 1978 and 1980

100-Yard Rushing Games

1976—133 yards at Philadelphia (11-21)

1977—116 yards at Kansas City (10-3)

114 yards at Cleveland (10-9)


143 yards at NY Jets (10-23)

143 yards vs. Buffalo (11-28)

112 yards vs. Minnesota (12-11)

1980—115 yards at NY Giants (12-21)

1982—100 yards vs. Miami (12-12)



ROBERT WEATHERS 24

RB 6-2 222

ARIZONA STATE 2nd year

DOB: 9-13-60 at Westfield, NY

HOW ACQUIRED: D-2a, 1982


PRO: Robert started the first two regular season games of his rookie year at FB...he rushed for 47 yards on 13 carries and scored one TD in the Patriots' 24-13 victory over Baltimore (9-12)...the following week vs. the NY Jets (9-19), he caught three passes for 24 yards while rushing the ball three times for -1 yard...when Mark van Eeghen was named the starting FB prior to the Cleveland game (11-21), Robert was moved to backup RB behind Tony Collins...on the year, he saw action in six games with two starts...averaged 5.0 yards per carry (6 attempts, 30 yards) in Patriots' 16-0 shutout victory at Seattle (12-19)...was the team's second leading rusher during preseason as he rushed for 100 yards on 33 carries and scored two TDs...started at FB in the Patriots' 41-27 preseason win over Green Bay and turned in a big day in rushing for 54 yards (12 carries, 4.5 average) and scoring one TD...the first of three second round draft choices in '82 (40th player selected overall, eighth RB), Robert is expected to emerge as a productive member of the Patriots' backfield in '83...Ron Meyer feels that Robert can effectively play either halfback or fullback.

COLLEGE: Had 2,158 yards on 406 carries for a career average of 5.31 yards per carry while at Arizona St...injured his right knee vs. Stanford as a senior, missed final four games, but underwent arthroscopic surgery and rehabilitated in time to play in the East-West Shrine Game...ran for over 100 yards on four occasions including a career best of 208 yards on 27 carries and a 73-yard TD sprint vs. California...Sun Devils' leading rusher five of 11 games his junior year...had a 77-yard TD run vs. Hawaii as a soph...was named to the 2nd team All-Pac 10 and received *Football News* Honorable Mention All-America recognition as a senior.

PERSONAL: Single...Sociology major at Arizona St. who is working to complete his degree during pro offseasons...took up karate lessons during past offseason with 2nd degree black belt teammate, Andre Tippet...is very active member of the Patriots' speakers bureau...missed '81 Spring ball and second semester at Arizona St. as he stayed home to care for his brother and sister while his mother underwent kidney surgery...All-America and MVP selection his senior year in both football and track at Fort Pierce Central (FL) High School...won Florida State 220-yard dash his senior year with a 21.1 sec. mark...ran a 9.4 sec. 100-yard dash as a junior in High School.

Year	G	RUSHING					RECEIVING				
		No.	Yds.	Avg.	LG	TD	No.	Yds.	Avg.	LG	TD
1982	6	24	83	3.5	18	1	3	24	8.0	22	0

OTHER STATS: Fumbles: 1982-1.



CLAYTON WEISHUHN 53

(pronounced Y soon)

ILB 6-2 221

ANGELO STATE 2nd year

DOB: 10-9-59 at San Angelo, TX

HOW ACQUIRED: D-3b, 1982


PRO: Clayton enjoyed a banner rookie year as he started all nine regular season games and was the team's second leading tackler...on the year he was in on 123 tackles (seven behind team leader Steve Nelson), recorded 1½ QB sacks for -16 yards, one QB pressure, three pass deflections and recovered one fumble...for his efforts he was named the 1776 Fan Club's Rookie-of-the-Year and was selected to *Pro Football Weekly's* All-Rookie Team...was in on 12 tackles or more in every game but one in '82...had a big day at Pittsburgh (12-26) when he recorded 15 solo tackles and 10 assists...was in on 15 tackles and recorded one QB sack in Patriots' 3-0 shutout victory over Miami (12-12)...despite playing with a bruised right elbow, Clayton turned a 14-tackle performance and shared a QB sack at Chicago (12-5)...was in on 12 tackles and recorded one QB pressure and one pass deflection in Patriots' 30-19 win over Buffalo (1-2-83)...Ron Meyer says about Clayton, "he was a real boost to our defense in '82, he and Steve Nelson compliment each other well on the inside which was reflected in the fact that they were the team's top two tacklers"...Clayton was the Patriots' second of two third round picks in '81 and was the 60th player selected overall...he was taken with Seattle's third round choice that was acquired in the Horace Ivory trade (9-25-81).

COLLEGE: Was the Long Star Conference Lineman-of-the-Year in '80 and '81...team's leading tackler for three straight seasons...racked up an amazing 523 total tackles over his career at Angelo State...had a stellar performance his senior year vs. Stephen F. Austin when he recorded 13 tackles, five assists, caused two fumbles, and had two QB sacks and five tackles for losses of 37 yards...senior honors included AP 1st Team Little All-America, Football Coaches 1st Team College Division I All-America, 1st Team All-Lone Star Conference, NAIA 2nd Team All-America, '82 Olympia Gold Bowl Defensive MVP and played in '82 East-West Shrine Game.

PERSONAL: Married (Diane)...is the father of a baby girl, Brandi Kate...graduated from Angelo State with a B.S. in Physical Education and a minor in History in 1982...chose Angelo State in order to remain close to home because of farming interests...entire family is actively involved in primarily cotton farming in and around San Angelo...works during offseasons on family's 2,000 acre cotton farm and cattle ranch...enjoys fishing, hunting and water skiing...All-State selection while at Wall (TX) High School...led team to Class A State Semifinals senior year...also played basketball and track...ran a 9.9 100-yard dash as a senior.

GAMES PLAYED/STARTED: 1982-9/9.

STATS: Fumble Recoveries: 1982-1.



DWIGHT WHEELER 62

OC 6-3 274

TENNESSEE STATE 5th year

DOB: 1-13-55 at Memphis, TN

HOW ACQUIRED: D-4, 1978

PRO: Dwight switched from OT to center last season, playing the backup role to starter Pete Brock while continuing to handle the PAT/FG snapping duties...prior to the switch last year, Dwight had started 36 of a possible 48 games over the previous three seasons at left tackle...after starting the first 11 games of 1981, he gave way to first round pick Brian Holloway...as a rookie in 1978, he received praise from players and coaches alike, but was


lost for the season after breaking his ankle in the second game (at St. Louis, 9-10)...upon his return the next year, he was thrust into the starting left OT position after Leon Gray was traded to Houston...after a fine start, a list of nagging injuries, primarily to his neck and ankle, forced him out of the starting lineup after ten games...he then saw spot duty in the next five games before being placed on injured reserve (12-12-79) for the balance of the year...in 1980, he matured as a pro OT, starting 15 of 16 games...the only tarnish on his starting streak was caused by a knee injury, forcing him to miss a start at Seattle (9-21) in the season's third game...however, he later saw action in that game.

COLLEGE: Saw action as center, guard and tackle for the Bengal Tigers...Senior Bowl participant winner of J.C. Coffee Award as school's top blocker.

PERSONAL: Married (Renee)...father of an infant daughter, Ashlee Renee...spends the offseason in Memphis, working in several youth athletic programs...lists photography, racquetball and tennis among his favorite pastimes...sixth oldest in a family of ten children.

GAMES PLAYED/STARTED: 1978-2/0 (On injured reserve 9-13 through remainder of season), 1979-13/10, 1980-16/15, 1981-16/11, 1982-9/0, Total: 56/36.

OTHER STATS: Kickoff Returns: 1978-one for zero yds. Fumbles: 1979-one (snapped ball over punter for safety), 1980-one (snapped ball over punter for safety).



LESTER WILLIAMS 72

NT 6-3 272

MIAMI (FL) 2nd year

DOB: 1-19-59 at MIAMI, FL

HOW ACQUIRED: D-1b, 1982


PRO: Despite having to wear a cast on his left hand for the entire season because of a wrist injury, Lester quickly became a mainstay at the NT spot...he started all nine games in '82 while recording 35 total tackles, 1½ QB sacks for -14 yards, four QB pressures, blocked one FG attempt, had one pass deflection and one fumble recovery...had a big day in Patriots' 29-21 win over Houston (11-28)...in that game he was in on six tackles, and recorded two QB pressures and ½ a QB sack...played a big part in Patriots' 16-0 shutout win over Seattle (12-19) when he blocked a 52-yard FG attempt...also had four total tackles, one fumble recovery and one pass deflection in that game...a massive defender with good quickness, speed and natural strengths, Lester was the fourth defensive lineman (27th player selected overall) taken in the 1981 draft...the second of two Patriots' first round draft choices, he was selected with the San Francisco 49ers' first round pick that was acquired in the Russ Francis trade.

COLLEGE: Recorded 266 career tackles and 19 career QB sacks, including eight as a junior and five as a senior...had the best game of his collegiate career in '81 when the Hurricane beat Houston 12-7...in that game, he racked up 14 solo tackles, three assists, three QB sacks, one fumble recovery, one blocked FG attempt and one blocked PAT attempt...both Lester and Patriots' FS Fred Marion (D-5, 1982) were consensus All-America picks as seniors at Miami (FL)...played in '82 East-West Shrine Game, '82 Olympia Gold Bowl and '81 Blue-Gray Game.

PERSONAL: Married (Betty)...is the father of one son, Lester, Jr. (5) and one daughter, Camile (1)...is working to complete a degree in Education during offseason...earned three letters each in football, wrestling and track and was state heavyweight champ while at Carol City (FL) High School...the most renowned high school player nationally in 1978, he was *Parade Magazine's* outstanding lineman in the country...was a member of the USA Junior Olympic team as a heavyweight wrestler...is a video game enthusiast and enjoys deep sea fishing.

GAMES PLAYED/STARTED: 1982-9/9.

STATS: Fumble Recoveries: 1982-1. Blocked a FG attempt at Seattle 12-19-82.



RON WOOTEN 61

OG 6-4 273

NORTH CAROLINA 2nd year

DOB: 6-28-59 at Otis Air Force
Base, Cape Cod, MA


HOW ACQUIRED: D-6, 1981

PRO: In the third regular season game, Ron became the starter at RG in place of the injured Bob Cryder...while playing in all nine games, he started the final seven as well as the playoff game at Miami...in doing so, he performed very effectively as a first-year starter...one of the most dedicated weight trainers on the club, he has added fifteen pounds and increased both his speed and strength since his rookie year...with Bob Cryder slated to fill the vacancy in the starting lineup at LG left by the retirement of John Hannah, Ron will continue to start at RG...as a rookie, he made an impressive showing in training camp but a back injury forced him onto the injured reserve rolls on 8-31-81 where he spent the entire season.

COLLEGE: Was the leading vote-getter of offensive linemen on the '80 All-ACC team...named on 114 of 122 ballots...teamed with center Rick Donnelly senior year to lead the Tar Heels awesome running attack (270 yds. per game)...was named to 1st Team All-ACC senior year.

PERSONAL: Married (Ann)...graduated in the Spring of 1982 from North Carolina with a degree in Chemistry...has spent the offseason working on an MBA at Boston University...enjoys bass fishing...his father is a former Air Force pilot and his brother Ray is an assistant football coach at Appalachian State University.

GAMES PLAYED/STARTED: 1981-On injured reserve entire season, 1982-9/7, Total: 9/7.



JOHN ZAMBERLIN 54

ILB 6-2 226

PACIFIC LUTHERAN (WA) 5th year

DOB: 2-13-56 at Tacoma, WA

HOW ACQUIRED: D-5, 1979

PRO: John has played in all but one game over the last two seasons as a backup inside linebacker and special teams performer...last year, he turned in eight tackles and 12 assists...in 1981, he started the first game of the year while playing in the remaining 15...on the year, he had 27 tackles and 21 assists, while also recording the only interception of his career (vs. Houston, 10-18-81)...in 1980, he played in all 16 games, starting 13 of them...on the year, John was in on 87 tackles and had 2½ sacks for -19½ yds...finished as the team's third leading tackler in '80...at NY Jets (10-5-80) Steve Nelson blocked a 49-yard FG attempt by Pat Leahy and John recovered the ball, only to lateral to Mike Haynes who raced 65 yds. for the Patriots' second score of the day...Haynes' TD on the play was only the second time in club history that a Patriot returned a blocked FG attempt for a TD...injuries slowed John down at the start of his rookie year, however he recorded 18 tackles as a rookie...started in '79 season finale vs. Minnesota (12-16).


COLLEGE: First player ever drafted into NFL from tiny Pacific Lutheran...standout centerfielder in baseball who was drafted by Seattle Mariners.

PERSONAL: Married (Ann)...was a Physical Education major, and minored in Business Administration at PLU...works as a substitute teacher in hometown of Tacoma, WA...started karate lessons in the past offseason...also taking computer and stocks and bonds management courses.


GAMES PLAYED/STARTED: 1979-16/1, 1980-16/13, 1981-16/1, 1982-8/0, Total: 56/15.

STATS: Interceptions: 1981-one for 11 yds. vs. Houston 10-18. Fumble Recoveries: 1981-1.


FIRST YEAR PLAYERS



NT KEN COLLINS



QB MIKE KERRIGAN



DB TERRY SMITH

KEN COLLINS (NT, 6-3, 260, Washington State, DOB: 7-27-60 at Wenatchee, WA, D8-'82) Ken was the Patriots' eighth round draft pick in 1982...originally drafted as a LB, he was moved to NT after the third preseason game...played in all four preseason games while recording four tackles and one assist...he sustained a neck injury vs. Green Bay (9-4-82) and was placed on injured reserve (9-6-82) for the entire season...a three year starter at Washington, Ken played both NT and DT collegiately...college statistics include 196 tackles, 13 QB sacks and three fumble recoveries...was the first player ever drafted from Washington State by the Patriots...single...as a senior at Cashmere (WA) High, he was the Washington champ in the decathlon with 6,402 points, which is still the second best point total in state history...was coached by his father, Jack in high school football.

MIKE KERRIGAN (QB, 6-3, 190 Northwestern, DOB: 4-27-60 at Chicago, IL, FA-'82) Mike was signed by the Patriots as a rookie free agent on 5-7-82...he saw action in the first preseason game vs. Pittsburgh (8-14-82) at Neyland Stadium (Knoxville, TN)...in that game, he completed one of five passes for four yards and one interception...Mike did not dress for the final preseason game of '82, after having suffered a concussion during a mid-week practice season...he was placed on injured reserve for the entire season on 9-6-82...a three-year starter at Northwestern, he ranks as the second All-Time leading passer...single...is working to complete degree in Communications.


TERRY SMITH (5-11, 192, Furman, DOB: 1-29-59 at Miami, FL, FA-'82) Terry was signed as a rookie free agent on 5-13-82...he saw action in the Patriots' first two preseason games of '82...played mainly on kickoff coverage teams and saw spot duty as a DB before suffering a left knee injury at Philadelphia (8-20-82) that required surgery...he was placed on injured reserve on 8-23-82 for the entire season...played DB at Furman State...single...completed degree in Physical Education in Spring of '82.

PRONUNCIATION GUIDE

CAMARILLO, Rich	CAM a rio
EKERN, Andy	EH kern
JEZULIN, Mike	JEZ u Lynn
SCARNECCHIA, Dante	SCAR neck yah
STARRING, Stephen	Steff in
WEISHUHN, Clayton	Y soon

1983 DRAFT CHOICES

ROUND	OVERALL	NAME	POS	HT	WT	COLLEGE
1	15	Tony Eason	QB	6-4	212	Illinois
2	47	Darryal Wilson	WR	6-0	182	Tennessee
3a	74	Stephen Starring	WR	5-10	172	McNeese State
3b	80	Steve Moore	OG/OT	6-4	285	Tenn. State
4	101	Johnny Rembert	LB	6-3	234	Clemson
5a	118	Smiley Creswell	DE	6-4	251	Michigan State
5b	128	Darryl Lewis	TE	6-6	226	Texas-Arlington
6	155	Mike Bass	K	5-11	218	Illinois
7	187	Craig James	RB	6-0	215	SMU
8	214	Ronnie Lippett	DB	5-11	180	Miami (FL)
9a	233	Ricky Williams	RB	6-0	195	Langston (OK)
9b	240	Mark Keel	TE	6-3	230	Arizona
10a	264	James Williams	TE	6-1	227	Wyoming
10b	265	Toby Williams	DE	6-3	254	Nebraska
10c	267	Tom Ramsey	QB	6-0	189	UCLA
11a	292	Steve Parker	WR/KR	5-9	167	Abilene Christian
11b	294	Calvin Eason	DB	5-11	192	Houston
12a	319	Waddell Kelly	RB	6-2	208	Arkansas State
12b	326	Andy Ekern	OT	6-6	263	Missouri



MIKE BASS 8

K 5-11 218

ILLINOIS D-6

DOB: 6-1-60 at San Jose, CA

Right Footed Soccer Style Kicker

COLLEGE: Became record-breaking kicker after changing to bare-foot style as a senior...Illinois all-time career scoring leader with 210 points...made good on 89 of 93 extra points and 40 of 54 FGs during his three-year Illinois career...team leader in scoring all three years...led the Big Ten in scoring (9th Division 1-A) and set new school record for points in a season (101) in '82...broke previous mark set in 1924 by Red Grange (78) set two NCAA marks in '82: became third player in NCAA history to make four FGs in a game, all over 40 yards, average distance per kick 46.5 yards is an all-time NCAA high (at Minnesota 10-2-82), also tied NCAA record for highest percentage of FGs made between 40-49 yards in a season (eight)...other '82 accomplishments include: matched previous NCAA single-season mark and set Big Ten mark of FGs made with 23...established Big Ten mark with streak of 13 consecutive FGs...tied conference record for most FGs in a game with five (at Wisconsin 10-23-82)...46-yarder gave Illinois a 29-28 victory over the Badgers with no time remaining...joins former Illinois Teammate QB Tony Eason on the Patriots' rookie roster...attended Davidson College in '78 (three of five FGs) and Tampa's Hillsborough CC (no football team) in '79 before enrolling at Illinois...'82 honors included: AP and UPI 1st Team All-Big Ten, *Football News* 2nd Team All-America, AP, UPI, and *Sporting News* Honorable Mention All-America and played in 1983 Japan Bowl.

PERSONAL: Married (Georlene)...graduated in May of '83 with a B.S. in Political Science...has law school aspirations...father Tom, is defensive coordinator of the San Diego Chargers...all-conference linebacker and kicker senior year at Largo (FL) High...booted state record 53-yard FG as prepster...lists tennis, golf, and playing guitar among his favorite pastimes.

COLLEGE STATISTICS


Kicking

Year	Att.	PATs		Att.	FGs		PTS
		Made			Made		
1980	25	24		11	7		45
1981	35	33		17	10		63
1982	33	32		26	23+		101#
Totals	93	89		54	40		210*

*School record

+ Big Ten Record


#Ranked 1st, Big Ten; 9th, Division 1-A; school record

**SMILEY CRESWELL 92**

DE 6-4 251
 MICHIGAN STATE D-5a
 DOB: 12-11-59 at Everett, WA

COLLEGE: Strong, fast, big play artist who made a successful transition from DE to DT as a senior in Spartans' new 5-2 alignment...was the first of two Patriots' fifth round draft choices, Creswell was selected with a fifth round pick acquired in the trade of LB Rod Shoate to Chicago in 1982...solid pass rusher and intense competitor who was the third leading tackler on the club as a senior with 57 total tackles...recorded 149 total tackles, 21 tackles for 98 yards in losses, recovered seven fumbles and deflected one pass while a three year starter at MSU...best senior effort came at Illinois (9-11), when he recorded seven solo stops and two assists...played TE for one season at Columbia Basin Junior College in Pasco, WA prior to joining the Spartans...that team had No. 1 Juco ranking in country...'82 honors include: AP and UPI 2nd Team All-Big Ten, '82 All-America Strength Team, Spartans' "Iron Man" and Most Valuable Lineman.


PERSONAL: Single...plans to complete degree in Forestry during pro off-seasons...would like to follow in lumberjack footsteps of father following completion of football career...enjoys fishing, hunting and all outdoor activities...was an All-Star player at Monroe (WA) High...given name is Smiley Creswell III.

**CALVIN EASON 45**

DB 5-11 192
 HOUSTON D-11b
 DOB: 9-18-59 at Houston, TX

COLLEGE: Calvin was the second of two Patriots' eleventh round draft choices...ranks as Houston's 2nd all-time career interception leader with 12 thefts...also ranks among Cougar career leaders with 194 yards in interception returns...durable player who has started the past 22 games and played in 36 consecutive contests...major factor in team's 17th place ranking among Division 1-A pass defenses...third ranked tackler as a senior with 73 total tackles...recorded 137 total tackles, five tackles for 11 yards in losses and 17 pass deflections while at Houston...best effort in '82 came in 20-14 loss to SMU...credited with 17 tackles, including one QB sack and three other tackles for losses...Cougar's big-play man as backup FS in '80...made key 24-yard interception return in 13-10 defeat of SMU...'82 honors include: AP and UPI 2nd Team ALL—SWC.

PERSONAL: Single...plans to complete degree in Marketing during pro off-seasons...played WR and DB at Furr (TX) High...captained both football and basketball teams as a senior at Furr, while earning all-district honors in both sports...comes from a family of nine children.

**TONY EASON 11**

QB 6-4 212
 ILLINOIS D-1
 DOB: 10-8-59 at Blythe, CA

COLLEGE: Highly sought after college QB who made a smooth transition from junior college to record-breaking Division 1-A quarterback...the Patriots' top pick in '83, he was the fourth of six QB's selected in the first round and the

15th player taken overall...was only the third QB to be selected in the first round by the Patriots in club history (Jim Plunkett, 1971 and Jack Concannon, 1964)...in just two seasons, he became the Big Ten career passing yardage leader (6,608)...holds every Big Ten season passing record...ended college career with nine NCAA passing and total offense marks...joined Jim McMahon (Chicago Bears) as only QBs in NCAA history to pass for over 3,000 yards twice...rewrote Illinois record book while setting every school season and career passing mark...threw for over 400 yards twice (479,401), over 350 yards five times, over 250 yards seven times...failed only once in 22 regular season games to surpass 200-yard mark...ranked third in both Division 1-A (296.26 yds.) and Big Ten (306.9 yds.) in total offense per game in '82...finished 14th in Division 1-A (128.2) and third in Big Ten (136.1) in passer efficiency ratings as a senior...career high 479 yards passing (51-37-2 and 1 TD) helped rally club to a 23-21 victory over Wisconsin (10-23-82)...closed out Illinois career with 433 yards passing and one TD, in Liberty Bowl (school's first bowl game in 19 years) loss to Alabama...his six-yard TD pass with 14 seconds remaining gave the East squad a 26-15 victory over West in the 1983 East-West Shrine game (20-10-207 and 2 TDs)...threw a six-yard TD pass in '83 Japan Bowl (7-4-104)...redshirted during 1980 season after transferring from American River College in Sacramento, CA where he played in '78 and '79...joins former Illinois teammate, K Mike Bass (D-6, '83) on the Patriots' rookie roster...'82 honors include: AP and UPI 1st Team All-Big Ten, UPI and Sporting News Honorable Mention All-America, NEA 2nd Team All-America, AP and Football News 3rd Team All-America and finished eighth in '82 Heisman Trophy balloting.


PERSONAL: Single...graduated in May '83 with a B.S. in Physical Education...lists golf, tennis and fishing among his favorite pastimes...All-Northern California as prep player at Delta High in hometown of Walnut Grove, CA...lettered three times in football and twice each in basketball and baseball...comes from a family of six children...full name is Charles Carroll Eason IV.

COLLEGE STATISTICS PASSING

Year	Att.	Comp.	Pct.	Yds.	TD	Int.	LG
1981	406	248	61.1	3,360	20	14	86
1982	450	278	61.8	3,248	17	15	—
Totals	856	526	61.4	6,608	37	29	86

RUSHING

Year	Att.	Yds.	Avg.	LG	TD
1981	87	233	2.7	21	5
1982	55	82	1.5	—	0
Totals	142	315	2.2	21	5




ANDY EKERN 60
OT 6-6 263
MISSOURI D-12b
DOB: 7-26-61 at Columbia, MO

COLLEGE: Andy was the second of two Patriots' twelfth round choices...he went to Missouri as a 200 lb. walk-on and claimed a starting job as a junior...selected as Tigers' co-captain by his teammates senior year...has put on 20 lbs. since the end of the '82 season and has maintained his speed...big and fast enough to play OT, also runs well enough to play OG.

PERSONAL: Single...graduated May '83 with a degree in agricultural Economics...spent past offseason ranching in hometown of Mexico, MO...enjoys hunting, fishing and training Labrador Retrievers...father, Dr. Pete Ekern, played for the Tigers and lettered as an end in 1954...his cousin, Carl Ekern, plays LB for the LA Rams.

CRAIG JAMES, RB 6-0 215, SMU D-7, DOB: 2-2-61 —
Currently under contract with the Washington Federals (USFL)




RONNIE LIPPETT 42

CB 5-11 180
MIAMI (FL) D-8
DOB: 12-10-60 at Melbourne, FL

COLLEGE: A three-year starter for the Hurricanes, who recorded 141 total tackles and grabbed 10 interceptions for 179 yards and one TD over his collegiate career...aggressive competitor with good size and speed...broke his hand vs. Notre Dame (10-9-82) and was operated on the following Monday, missed the week's practice and returned to play the next game vs. Mississippi and recorded two tackles...third leading tackler among DBs as a senior and second as a junior...picked off a fourth quarter Michigan State pass that set up the winning TD in a Miami 25-22 victory (9-25-82)...grabbed two interceptions, one of which set up a TD, at Louisville (10-2-82) in Hurricane's 28-6 victory...led off sophomore season with two aerial thefts at Louisville returning one for 52 yards and a TD...in Peach Bowl win that same season, Ron intercepted a sure Virginia Tech TD toss in the end zone...joins former Hurricane teammates, NT Lester Williams and FS Fred Marion on the Patriots' roster.

PERSONAL: Single...a Recreation Therapy major at Miami, who plans to complete degree during pro offseasons...attended Sebring (FL) High where he earned All-Conference Honors in three sports — football, basketball and track...is the oldest in a family of five children...hobbies include camping and fishing.




STEVE MOORE 67

OG/OT 6-4 285
TENNESSEE ST. D-3b
DOB: 10-1-60 at Memphis, TN

COLLEGE: The second of two Patriots' third round choices, Steve was selected with the San Diego Chargers' third round pick that was acquired in the Tim Fox trade of 1982...was the 14th offensive lineman taken in the '83 draft and the 80th player selected overall...a starter the last three years, he played both OG and OT for the Tigers...exceptional athlete for his size...intelligent player that has the potential to learn and be developed at any of the offensive line positions...anchored line tabbed "Brian's Heroes" (after QB Brian Ransom) which broke TSU's single-season passing mark with 3,100 yards in '81...also member of "Joe '747' Insurance Company" which protected QB Joe Adams who threw a NCAA career record 81 TDs (1977-80).


PERSONAL: Single...Health and Physical Education major at TSU and plans to complete degree during pro offseasons...offseason pursuits include working in his father's Real Estate business in Memphis and conditioning...comes from a family of seven children, his brother Jeff plays WR for the San Diego Chargers...enjoys raquetball and fishing.



STEVE PARKER 23

WR/KR 5-9 167
ABILENE CHRISTIAN D-11a
DOB: 5-19-59 at
Limestown County, AL

COLLEGE: The first of two Patriots' eleventh round choices, Steve was selected with the New Orleans Saints' eleventh round pick that was acquired in a 1983 draft day trade...a good athlete with exceptional speed...enrolled at

**WADDELL KELLY 37**

RB 6-2 208

ARKANSAS ST. D-12a

DOB: 2-2-59 at Gould, AK


COLLEGE: Waddell was the first of two Patriots twelfth round draft choices...he was selected with the New Orleans Saints' twelfth round pick that was acquired in a 1983 draft day trade...ranks sixth on the Indians' All-Time rushing list with 1,675 yards on 368 carries (11 TDs, 4.6 average)...led the team in receiving (12-170-1 TD) and scoring (9 TDs, 54 pts) as a senior...best '82 performance came at Southern Illinois, when he recorded 21 carries for 136 yards and two TDs...also caught one pass for 15 yards...was named to the 2nd Team All-Southland Conference in '82...was the fourth ranked rusher in SLC as a senior.

PERSONAL: Single...graduated in June '83 with a degree in Sociology...is a tennis and raquetball enthusiast...rushed for 1,586 yards and 20 TDs as a senior and 5,086 yards and 52 TDs in career while at Gould (AK) High...named to two All-America teams and twice All-State as a prep player...also All-State and twice All-District in basketball.

COLLEGE STATISTICS

Year	No.	Yds.	Rushing			No.	Yds.	Avg.	Receiving		TD
			Avg.	LG	TD				LG	TD	
1979	61	214	3.5	15	0	5	24	4.8	13	0	
1980	48	174	3.6	19	0	4	17	4.3	10	0	
1981	121	644	5.3	40	3	0	—	—	—	—	
1982	138	643	4.7	—	8	12	170	14.2	—	1	
Totals	368	1,675	4.6	40	11	21	211	10.0	13	1	

MARK KEEL, TE 6-3 230, ARIZONA D-9b, DOB: 10-1-61 — Currently under contract with the Arizona Wranglers (USFL)

**DARRYL LEWIS 49**

TE 6-6 226

TEXAS-ARLINGTON D-5b

DOB: 4-16-61 at Mt. Pleasant, TX

COLLEGE: Darryl was a two-year starter for the Mavericks at the TE post...he is a large target with good speed for his size...played WR as a freshman...moved to TE sophomore year and saw limited action in back-up role to his brother Gary...caught one pass for eight yards and a TD as sophomore...became a starter as a junior and was the second leading receiver on the team with 14 receptions for 303 yards (21.6 average, one TD)...received All-Southland Conference Honorable Mention recognition as a junior...was UTA's third leading receiver as a senior (23-305-2 TDs)...was a 2nd Team All-Southland Conference selection in '82.

PERSONAL: Single...Business Management major at UTA and plans to complete degree during pro offseasons...brother Gary played from 1977-80 at UTA and now plays TE for the Green Bay Packers...was an All-District football and basketball player at Daingerfield (TX) High...enjoys hunting and fishing.

**COLLEGE STATISTICS
RECEIVING**

Year	No.	Yds.	Avg.	LG	TD
1979	0	—	—	—	—
1980	1	8	8.0	8t	1
1981	14	303	31.6	39	1
1982	23	305	13.3	—	2
Totals	38	616	16.2	39	4

Abilene Christian as a transfer student from the University of Alabama...led the Lone Star Conference in receiving as a senior with 37 receptions for 711 yards and six TDs (19.2 avg.)...set conference record in '82 when he ran back a kickoff for 100 yards and a TD at Angelo St. average 31.9 yards per KOR as a senior...was the NCAA Division II high hurdle champion in '82...holds school record in HH (13.6 secs)...has won three NAIA titles in hurdles, also is a two-time LSC high hurdle champ...lettered twice in football and three times in track while at Abilene Christian.

PERSONAL: Married (Marvalene)...a Recreation major, who plans to complete degree during pro offseasons...graduated from Athens (AL) High School where he ran the fastest HS hurdle time in the world in 1978 (13.3 secs.)...also in 1978, he won the AAU junior national meet and Golden West Invitational and competed on US national junior team in Europe (hurdles)...All-State and All-America prep footballer who scored 67 TDs in four years.

COLLEGE STATISTICS


Year	No.	Receiving				Kickoff Returns				
		Yds.	Avg.	LG	TD	No.	Yds.	Avg.	LG	TD
1980	1	7	7.0	7	0	0	—	—	—	—
1981	13	249	19.2	—	4	11	258	23.5	—	1
1982	37*	711	19.2	—	6	9	287	31.9	100t#	1
Totals	51	967	19.0	7	10	20	545	27.3	100t	2

*Ranked 1st, Lone Star Conference, Team Leader

#LSC record

TOM RAMSEY, QB 6-0 189, UCLA D-10c, DOB: 7-9-61

— Currently under contract with the Los Angeles Express (USFL)



JOHNNY REMBERT

LB 6-3 234

CLEMSON D-4


DOB: 1-19-61 at Hollandale, MS

COLLEGE: Johnny was the second leading tackler for the Tigers behind All-America FS Terry Kinard (1st round choice of the NY Giants) in '82...entered Clemson as a Junior College All-America from Cowley County Community College in Arkansas City, KS...while at Clemson he was in on 86 tackles, broke up eight passes, recorded one sack and intercepted eight passes for 142 yards and two TDs...also recorded one TD junior year vs. South Carolina when he alertly pounced on a blocked punt in the end zone...for his outstanding efforts he was twice named the ACC Defensive Lineman-of-the-Week during his senior campaign...vs. Duke, he recorded 10 tackles and returned an interception 43 yards for a TD...vs. North Carolina, he had eight tackles and one tackle for a loss...started in nine of ten games last fall... '82 honors include: Football News 3rd Team All-America, The Sporting News Honorable Mention All-America, AP ALL—ACC, All-State and selected for the Blue-Gray Game and Senior Bowl, but had to withdraw because of an ankle injury.

PERSONAL: Single...a Recreation and Parks Administration major, who plans to complete degree during pro offseasons...lists dancing and listening to music among his favorite pastimes...comes from a family of eleven children...was a Florida prep All-Star at DeSoto High School.

FOR THE RECORD. . . .

Stanley Morgan, entering the 1983 season with a career reception yardage average of 22.5 on 216 receptions, holds the NFL record for highest career reception average for all receivers with 200 or more career receptions. Homer Jones was the previous record holder with a 22.3 yard career reception average.



STEPHEN STARRING 18

WR 5-10 172

McNEESE STATE D-3a

DOB: 7-30-61 at Baton Rouge, LA

COLLEGE: The first of two Patriots' third round choices, Starring was the 74th player selected overall and the ninth WR receiver taken in '83...Cowboys' starting QB for the past three seasons, he is an exceptional athlete who is projected to play WR for the Patriots...is an outstanding runner with blazing speed (4.3-40 yd.) and good strength...the Cowboys all-time total offense leader with 4,989 yards...ranks as 2nd all-time leading passer at McNeese State...completed college career with 1,906 yards rushing on 551 carries while passing for 3,083 yards...finished senior year with 1,264 total offensive yards and eight TDs...was the nations' top rushing QB as a sophomore with 974 yards on 219 carries...set school single game rushing record as a sophomore vs. Arkansas St. (25-234-2 TD)...also threw for 93 yards (1 TD) for a total of 327 total offensive yards in that game...chosen Outstanding Offensive Player in '80 Liberty Bowl despite loss to Southern Mississippi...Southland Conference passing efficiency leader junior year (46.6%)...best passing performance as a junior came vs. West Texas State (22-15-249 yards and 1 TD)...also scored two rushing TDs and accounted for 287 total offensive yards in the same game and earned Southland Player-of-the-Week honors...guided the freshman team to a 3-0 record in '79...finished sixth in the '82 NCAA indoor high hurdles competition...qualified for the 1983 NCAA outdoor high hurdles competition...1983 SLC outdoor high hurdle champion...honors include: All-Southland Conference 1981 and '80, Honorable Mention All-America '81 and '80, McNeese State MVP 1980, NCAA Track and Field high hurdle All-America (indoor 1982).

PERSONAL: Single...a Physical Education major at McNeese State, who plans to complete degree during pro offseasons...an accomplished high hurdler, Stephen holds the Cowboys' school record in the 110 HH (13.79 secs.)...individually accounted for 29 points in the 1983 Southland Conference Track and Field meet...in that competition he won the high hurdle competition and placed in the long jump (25' 5"), 200-meter (22.05 secs.) and in the triple jump (49' 1 3/4')...was a three-sport star (football, basketball and track) at Vinton (LA) High School.

COLLEGE STATISTICS

Passing

Year	Att.	Comp.	Pct.	Yds.	TD	Int.
1980	129	52	40.3	1006	8	12
1981	150	70	46.6*	1257	4	6
1982	144	59	40.9	820	2	11
Totals	423	181	42.8	3083	14	29

*SLC leader


Rushing

Year	Att.	Yds.	Avg.	TD
1980	219	974#	4.4	8
1981	168	488	2.9	6
1982	164	444	2.7	6
Totals	551	1906	3.5	20

#Top rushing QB in nation

FOR THE RECORD. . . .

Entering the 1983 season as the club's all-time leader in career completions (1,189), career passing yardage (17,415) and career interceptions (144), Steve Grogan is closing in on the all-time club marks for career passing attempts and career passing TDs. He needs 104 passing attempts to break Babe Parilli's record mark of 2,413 attempts and 12 TD passes to break Parilli's record of 132 career TD passes.



JAMES WILLIAMS 46

TE 6-1 227

WYOMING D-10a

DOB: 4-18-61 at Tuskaloosa, AL


COLLEGE: The first of three Patriots' tenth round choices, Williams was selected with the NY Giants tenth round pick acquired in the Bill Matthews trade of 1982...a three-year starter for the Pokes who earned ALL-WAC honors following an exceptional junior year...caught 27 passes for 421 yards and six TD's that season...used primarily as a blocker senior year as the offense went to the wishbone...ended Wyoming career with a 16.3-yard per reception average...best game collegiately came in Wyomings' 1981 victory over Brigham Young...in that game, he hauled in four passes for 114 yards including an 81-yard TD reception...James is the first Wyoming player ever drafted by the Patriots.

PERSONAL: Single...an Education major at Wyoming who plans to complete degree during pro offseasons...enjoys fishing, tennis and reading...was an All-State footballer at Henniger High School in Syracuse, NY.

COLLEGE STATISTICS

Receiving

Year	No.	Yds.	Avg.	LG	TD
1980	8	121	15.1	19	0
1981	27	421	15.6	81t	6
1982	14	257	18.4	42	1
Totals	49	799	16.3	81t	7



RICKY WILLIAMS 21

RB 6-0 195

LANGSTON (OK) D-9a

DOB: 4-27-60 at Santa Monica, CA

COLLEGE: A good athlete with exceptional size, Ricky was the first of two Patriots' ninth round choices...he was selected with the New Orleans Saints' ninth round pick that was acquired in a 1983 draft day trade...a transfer student from Santa Monica (CA) Junior College where he played DB and FL...converted to RB upon arrival at Langston...led the team in rushing as a junior (56-226-2TD, 4.0 avg.)...best game as a senior was at Arkansas (Pine Bluff), where he returned a punt for 46 yards and set up his own 19-yard TD reception.

PERSONAL: Single...a Computer Science major at Langston who plans to complete degree during pro-offseasons...played high school football at Santa Monica (CA) High.

COLLEGE STATISTICS

Rushing

Receiving

Year	Att.	Yds.	Avg.	LG	TD	No.	Yds.	Avg.	LG	TD
1981	56	226*	4.0	41	2	3	3	1.0	2	0
1982	69	216	3.1	24	3	5	74	14.8	34	2
Totals	125	442	3.6	41	5	8	77	9.6	34	2

*Team Leader

FOR THE RECORD. . . .

In the 23 seasons that the Patriots have played, a Patriot kicker has won the league scoring title seven times. Gino Cappelletti won the AFL scoring title five times (1961, 1963-66) while John Smith won back-to-back NFL scoring titles in 1979 and 1980.

**TOBY WILLIAMS 90**


DE 6-3 254

NEBRASKA D-10b

DOB: 11-19-59 at Washington, DC

COLLEGE: Former walk-on with great size and quickness...played key role in Cornhuskers' defense that led the Big Eight in all defensive categories...the second of three Patriots' tenth round choices, Williams was selected with the New Orleans Saints' tenth round pick acquired in a 1983 draft day trade...after sharing DT role as a sophomore, he had to battle back from illness and injury to regain No. 1 slot as a junior in 1981...missed first two 1981 contests due to a liver ailment which caused 15-pound weight loss in one week...recorded 137 total tackles, 10 tackles for 42 yards in losses, five QB sacks for 41 yards, three fumble recoveries and six pass deflections while at Nebraska...returned from knee strain senior year to play in Orange Bowl victory over LSU...walked on at Nebraska in 1978 with brother Jimmy...immediately started for freshman squad before redshirting 1979 campaign...burst on Big Eight scene as conference's Defensive Newcomer-of-the-Year in 1980...1982 honors include: AP Honorable Mention All-American, AP 2nd Team All-Big Eight, and played in 1983 East-West Shrine game.

PERSONAL: Single...graduated in summer of 1983 with a B.A. in Criminal Justice from Nebraska...comes from a family of ten children...brother Jimmy, a linebacker, was the first round choice of the Detroit Lions in 1982...a graduate of Woodrow Wilson High (Washington, D.C.) where he played both OT and DT...full name is Tobias Williams.

**DARRYAL WILSON 17**

WR 6-0 182

TENNESSEE D-2

DOB: 9-19-60 at Florence, AL

COLLEGE: Fleet-footed acrobatic receiver with track background...the Patriots' second round pick, Darryal was the 47th player selected overall and the fifth WR taken...4.5, 40 speed makes him a deep threat...ran middle distance for the Vols' track team, but could compete with teammate Willie Gault in the sprints...extremely competitive in pass receiving over the middle...split duty at second WR post with Mike Miller opposite Gault...finished senior campaign as Vols' 3rd ranked receiver with 23 receptions for 308 yards while averaging 13.4 yards per reception...best '82 effort came when he caught seven aeriels for 74 yards including a clutch fourth quarter scoring grab in 24-24 tie at LSU...capped 1982 season with seven catches for 62 yards in UT's Peach Bowl loss to Iowa...junior hi-lite was an outstanding fully extended grab of a 46-yard toss against Georgia...lettered as a sophomore, but did not catch a pass that year or as a freshman in 1979...Darryal joins three other former Vols from Tennessee on the Patriots' roster — Stanley Morgan, Roland James and Biran Ingram...played in 1983 Senior Bowl.

PERSONAL: Single...Sociology major at Tennessee who plans to complete degree during pro offseasons...enjoys music, water skiing and basketball...comes from a family of six children and is the youngest of three boys...attended Virginia (Bristol, VA) High School.

COLLEGE STATISTICS

Year	No.	Receiving		Avg.	TD
		Yds.			
1979	0	—		—	—
1980	0	—		—	—
1981	5	89		17.8	0
1982*	23	308		13.4	1
Totals	28	397		14.2	1

*Ranked 19th, SEC

HOW THE PATRIOTS WERE BUILT

YEAR	DRAFT	TRADES	FREE AGENTS/ WAIVERS
1971	ADAMS (2)		
1974	NELSON (2b)		JORDAN (FA) SMITH, J. (FA)
1975	GROGAN (5)		
1976	BROCK (1b) HAYNES (1a)		
1977	CLAYBORN (1a) HASSELBECK (2b) MORGAN (1b)		
1978	Cavanaugh (2) Cryder (1) Tatupu (8b) Wheeler (4)		
1979	SANFORD (1) Zamberlin (5)		
1980	Brown, P. (6b) Ferguson (1b) JAMES (1a) MCGREW (2)		
1981	BLACKMON (4) Clark (5) COLLINS, T. (2) Dawson (8b) HOLLOWAY (1) Toler (7) WOOTEN (6)		CAMARILLO (FA) Dombroski (W-K.C.) Golden (FA) Lee, K. (FA)
1982	Collins, K. (8) Crump (4a) Haley (2c) Ingram (4b) Jones (3a) Marion (5) SIMS (1a) Smith, R. (6) Tippett (2b) Weathers (2a) WEISHUHN (3b) WILLIAMS, L. (1b)	Flick (from Wash.)	Bradshaw (W-Raiders) Cowan (W-Miami) Henson (W-Cinn) Kerrigan (FA) Owens (FA) Smith, T. (FA) Spears (W-Dallas) VAN EEGHEN (W-Raiders)

FREE AGENTS/WAIVERS			
1983	Bass (6) Creswell (5a) Eason, C. (11b) Eason, T. (1) Ekern (12b) Kelly (12a) Lewis (5b) Lippett (8) Moore (3b) Parker (11a) Rembert (4) Starring (3a) Williams, J. (10a) Williams, R. (9a) Williams, T. (10b) Wilson (2)	Addazio (FA) Brown, D. (FA) Burnett (FA) Craver (FA) Edwards (FA) Fisher (FA) Gordon (FA) Graham (FA) Guyer (FA) Higgins (FA) Howard (FA) Jezulin (FA) Land (FA) Lee, K.A. (FA) Mut (FA) Newby (FA)	Pierce (FA) Reynolds (FA) Skoruppa (FA) Smallwood (FA) Verria (FA) Wicks (FA)

NOTE: PLAYERS IN CAPS WERE STARTERS IN 1982.

PRESEASON RESULTS

Date	Site	Attendance	Score
1960	(4-1-0)		
7/30	at Buffalo (16,000)		Patriots 28, Bills 7
8/ 5	at Providence (4,706)		Patriots 43, Broncos 6
8/14	at Boston (11,000)		Texans 24, Patriots 14
8/21	at Worcester (7,500)		Patriots 21, Bills 7
8/28	at Amherst (4,000)		Patriots 28, Raiders 14
1961	(3-1-0)		
8/10	at Boston (15,387)		Patriots 14, Titans 3
8/19	at Philadelphia (73,916)		Titans 17, Patriots 7
8/25	at Providence (4,762)		Patriots 28, Bills 10
9/ 1	at Buffalo (9,022)		Patriots 15, Bills 12
1962	(2-3-0)		
8/11	at Providence (9,000)		Raiders 21, Patriots 20
8/15	at Buffalo (22,112)		Patriots 12, Bills 7
8/18	at New Orleans (31,000)		Oilers 20, Patriots 10
8/25	at Lowell (11,118)		Patriots 17, Titans 10
9/ 1	at Boston (8,783)		Bills 7, Patriots 6
1963	(0-5-0)		
8/ 4	at Oakland (9,721)		Raiders 24, Patriots 17
8/10	at San Diego (16,427)		Chargers 50, Patriots 17
8/14	at Lowell (9,387)		Oilers 21, Patriots 20
8/24	at Buffalo (17,697)		Bills 24, Patriots 14
9/ 1	at New Brunswick, N.J. (12,500)		Jets 22, Patriots 20
1964	(0-5-0)		
8/ 9	at Boston (20,087)		Oilers 38, Patriots 7
8/18	at Lowell (6,390)		Jets 23, Patriots 7
8/22	at New Brunswick, N.J. (11,500)		Jets 21, Patriots 20
8/28	at Buffalo (12,566)		Bills 24, Patriots 14
9/ 5	at Denver (20,568)		Broncos 27, Patriots 17
1965	(0-5-0)		
8/ 8	at Boston (23,674)		Bills 23, Patriots 0
8/13	at Allentown, Pa. (18,000)		Jets 26, Patriots 16
8/21	at Houston (30,142)		Oilers 27, Patriots 6
8/28	at Norfolk, Va. (9,217)		Jets 17, Patriots 0
9/ 4	at Kansas City (15,157)		Chiefs 34, Patriots 7
1966	(1-3-0)		
8/ 7	at Boston (23,291)		Bills 19, Patriots 13
8/20	at Anaheim (36,038)		Patriots 21, Raiders 10
8/27	at San Diego (11,894)		Chargers 31, Patriots 13
9/ 1	at Mobile (22,000)		Jets 41, Patriots 3
1967	(1-3-0)		
8/ 4	at Bridgeport, Conn. (16,000)		Jets 55, Patriots 13
8/13	at Boston (29,313)		Colts 33, Patriots 3
8/20	at Rochester, N.Y. (15,300)		Patriots 13, Bills 10
8/26	at Boston (15,523)		Redskins 13, Patriots 7
1968	(1-3-0)		
8/10	at New Orleans (54,400)		Saints 19, Patriots 0
8/17	at Richmond, Va. (14,000)		Jets 25, Patriots 3
8/23	at Jacksonville (15,003)		Patriots 19, Dolphins 17
9/ 2	at Boston (31,404)		Eagles 22, Patriots 20
1969	(2-3-0)		
8/10	at Bowling Green (16,900)		Patriots 21, Bengals 13
8/17	at Boston (24,084)		Falcons 34, Patriots 16
8/25	at Montreal (8,212)		Lions 22, Patriots 9
8/31	at Jacksonville (18,375)		Patriots 26, Broncos 10
9/ 6	at Birmingham (18,000)		Dolphins 13, Patriots 0
1970	(0-4-0)		
8/16	at Boston (25,584)		Redskins 45, Patriots 21
8/29	at Jackson, Miss. (32,000)		Saints 26, Patriots 0
9/ 4	at Shreveport, La. (22,000)		Steelers 31, Patriots 3
9/11	at Salt Lake City (17,832)		Broncos 16, Patriots 14
1971	(1-5-0)		
8/ 8	at Minneapolis (31,813)		Vikings 17, Patriots 10
8/15	at Foxboro (60,423)		Patriots 20, Giants 14
8/22	at Buffalo (31,610)		Bills 28, Patriots 14
8/29	at Foxboro (53,271)		Rams 31, Patriots 21
9/ 5	at Foxboro (48,631)		Falcons 45, Patriots 35
9/10	at Memphis (28,082)		Jets 38, Patriots 9

Date	Site	Attendance	Score
1972	(2-4-0)		
8/ 5	at Oakland (53,661)		Raiders 31, Patriots 24
8/12	at Philadelphia (30,000)		Eagles 29, Patriots 20
8/20	at Foxboro (50,892)		Patriots 27, Bears 17
8/27	at Foxboro (51,470)		Giants 31, Patriots 10
9/ 2	at Denver (37,128)		Broncos 49, Patriots 24
9/10	at Foxboro (47,684)		Patriots 34, Lions 30
1973	(1-5-1)		
7/28	at Canton, Ohio (19,685)		49ers 20, Patriots 7
8/ 5	at Foxboro (43,914)		Patriots 17, Raiders 17
8/12	at Foxboro (49,209)		Giants 13, Patriots 7
8/18	at Atlanta (56,239)		Falcons 27, Patriots 10
8/25	at New Orleans (64,131)		Patriots 31, Saints 6
9/ 2	at Foxboro (50,369)		Redskins 35, Patriots 14
9/ 7	at Detroit (50,104)		Lions 34, Patriots 21
1974	(4-2-0)		
8/ 2	at Washington (16,405)		Patriots 21, Redskins 16
8/11	at Foxboro (17,992)		Giants 21, Patriots 6
8/18	at Foxboro (20,546)		Patriots 7, Saints 3
8/24	at San Diego (18,903)		Patriots 23, Chargers 14
8/31	at Spokane, Wash. (18,000)		Broncos 27, Patriots 21
9/ 8	at Foxboro (35,412)		Patriots 27, Eagles 17
1975	(3-2-0)		
8/10	at Foxboro (40,726)		Giants 28, Patriots 14
8/17	at Foxboro (40,218)		Patriots 36, Vikings 10
8/22	at Philadelphia (40,156)		Eagles 24, Patriots 10
8/30	at Milwaukee (51,769)		Patriots 20, Packers 17 (OT)
9/ 7	at Foxboro (39,502)		Patriots 31, Chargers 24
1976	(3-3-0)		
8/ 1	at Foxboro (30,032)		Patriots 13, Giants 7 (OT)
8/ 6	at Norman, Ok. (23,800)		Chargers 26, Patriots 17
8/15	at Foxboro (30,552)		Packers 16, Patriots 14
8/21	at Atlanta (30,619)		Patriots 28, Falcons 17
8/30	at Cleveland (36,016)		Browns 30, Patriots 27
9/ 5	at Foxboro (32,254)		Patriots 27, Eagles 7
1977	(5-1-0)		
8/ 6	at E. Rutherford, N.J. (44,471)		Patriots 19, Giants 3
8/13	at Milwaukee (53,244)		Patriots 38, Packers 3
8/22	at Philadelphia (28,025)		Eagles 21, Patriots 10
8/28	at Foxboro (43,779)		Patriots 13, Steelers 10 (OT)
9/ 4	at Foxboro (41,053)		Patriots 45, Redskins 7
9/11	at Foxboro (41,346)		Patriots 29, Falcons 10
1978	(4-0-0)		
8/ 5	at Los Angeles (60,134)		Patriots 14, Rams 7
8/12	at Oakland (53,335)		Patriots 21, Raiders 7
8/20	at Foxboro (39,043)		Patriots 24, Chiefs 7
8/27	at Foxboro (42,696)		Patriots 21, Browns 10
1979	(2-2-0)		
8/ 4	at Atlanta (59,725)		Patriots 37, Falcons 14
8/12	at Foxboro (44,955)		Rams 15, Patriots 3
8/19	at Foxboro (45,518)		Patriots 35, Raiders 14
8/24	at Denver (75,103)		Broncos 20, Patriots 17 (OT)
1980	(1-3-0)		
8/11	at Anaheim (66,656)		Patriots 35, Rams 31
8/16	at Oakland (41,649)		Raiders 31, Patriots 29
8/24	at Foxboro (45,207)		Eagles 23, Patriots 17
8/29	at Seattle (64,759)		Seahawks 30, Patriots 23
1981	(4-0-0)		
8/10	at Anaheim (69,006)		Patriots 34, Rams 21
8/15	at Tampa (66,553)		Patriots 17, Bucs 16
8/22	at Foxboro (43,032)		Patriots 23, Raiders 21
8/30	at Foxboro (44,078)		Patriots 19, Redskins 10
1982	(1-3-0)		
8/14	at Knoxville, TN (93,251)		Steelers 24, Patriots 20
8/20	at Philadelphia (56,431)		Eagles 14, Patriots 7
8/28	at Dallas (50,118)		Cowboys 36, Patriots 21
9/ 4	at Foxboro (39,888)		Patriots 41, Packers 27

Twenty-three year record: 45-66-1 (.406)

1983 PATRIOTS TRAINING CAMP ROSTER

No.	Name	Pos.	Ht.	Wgt.	NFL Exp.	Birthdate	Birthplace	College	How Acquired
85	Adams, Julius	DE	6-3	270	12	4/26/48	Macon, GA	Texas Southern	D2-'71
64	Addazio, Steve	OG	6-1	265	R	6/01/59	Waterbury, CT	Cent. Conn. St.	FA-'83
8	Bass, Mike	K	5-11	218	R	6/01/60	San Jose, CA	Illinois	D6-'83
55	Blackmon, Don	OLB	6-3	235	3	3/14/58	Pompano Beach, FL	Tulsa	D4-'81
88	Bradshaw, Morris	WR	6-1	195	10	10/19/52	Highland, IL	Ohio St.	W-Raid-'82
58	Brock, Pete	OC	6-5	270	8	7/14/54	Portland, OR	Colorado	D1b-'76
32	Brown, Dennis	RB	5-11	195	R	9/10/59	Los Angeles, CA	Washington	FA-'83
81	Brown, Preston	WR	5-11	187	3	3/02/58	Nashville, TN	Vanderbilt	D6b-'80
66	Burnett, Harris	OC	6-3	260	1	11/10/59	Downey, CA	Cal St.-Fullerton	FA-'83
3	Camarillo, Rich	P	5-11	191	3	11/29/59	Whittier, CA	Washington	FA-'81
12	Cavanaugh, Matt	QB	6-2	212	6	10/27/56	Youngstown, OH	Pittsburgh	D2-'78
65	Clark, Steve	OT	6-5	270	2	10/29/59	Chattanooga, TN	Kansas St.	D5-'81
26	Clayborn, Raymond	CB	6-0	186	7	1/02/55	Ft. Worth, TX	Texas	D1a-'77
96	Collins, Ken	NT	6-3	260	1	7/27/60	Wenatchee, WA	Wash. St.	D8-'82
33	Colins, Tony	RB	5-11	203	3	5/27/59	Sanford, FL	East Carolina	D2-'81
44	Cowan, Larry	RB	5-11	194	2	7/11/60	Mobile, AL	Jackson St.	W-Mia-'82
97	Craver, Jon	LB	6-3	240	R	3/24/61	York, PA	James Madison	FA-'83
92	Creswell, Smiley	DE	6-4	251	R	12/11/59	Everett, WA	Michigan St.	D5a-'83
91	Crump, George	DE	6-4	260	2	7/22/59	Portsmouth, VA	East Carolina	D4a-'82
75	Cryder, Bob	OG	6-4	282	6	9/07/56	E. St. Louis, IL	Alabama	D1-'78
87	Dawson, Lin	TE	6-3	240	3	6/24/59	Norfolk, VA	No. Carolina St.	D8b-'81
47	Dombroski, Paul	DB	6-0	185	4	8/08/56	Sumter, SC	Linfield, Col., OR	W-KC-'81
45	Eason, Calvin	DB	5-11	192	R	9/18/59	Houston, TX	Houston	D11b-'83
11	Eason, Tony	QB	6-4	212	R	10/08/59	Blythe, CA	Illinois	D1-'83
28	Edwards, Dow	WR	5-10	172	R	10/18/61	New Orleans, LA	Panhandle St. OK	FA-'83
60	Ekern, Andy	OT	6-6	263	R	7/26/61	Columbia, MO	Missouri	D12b-'83
43	Ferguson, Vagas	RB	6-0	213	3	3/06/57	Richmond, IN	Notre Dame	D1b-'80

No.	Name	Pos.	Ht.	Wgt.	NFL Exp.	Birthdate	Birthplace	College	How Acquired
41	Fisher, Bob	TE	6-3	243	3	3/17/58	Pasadena, CA	SMU	FA-'83
10	Flick, Tom	QB	6-1	190	3	8/30/58	Patuxent River, MD	Washington	T-Wash-'82
59	Golden, Tim	LB	6-1	220	2	11/15/59	Pahokee, FL	Florida	FA-'81
48	Gordon, Eddy	TE	6-5	212	R	2/21/61	Dallas, TX	San Diego St.	FA-'83
37	Graham, Keith	DB	5-10	170	1	2/12/57	Tucson, AZ	Idaho	FA-'83
14	Grogan, Steve	QB	6-4	210	9	7/24/53	San Antonio, TX	Kansas St.	D5a-'75
93	Guyer, Doug	LB	6-4	230	R	12/07/61	Philadelphia, PA	Boston College	FA-'83
68	Haley, Darryl	OT	6-4	265	2	2/16/61	Gardena, CA	Utah	D2c-'82
80	Hasselbeck, Don	TE	6-7	245	7	4/01/55	Cincinnati, OH	Colorado	D2b-'77
40	Haynes, Mike	CB	6-2	202	8	7/01/53	Dennison, TX	Arizona St.	D1a-'76
70	Henson, Luther	NT	6-0	275	2	3/25/59	Sandusky, OH	Ohio St.	W-Cinn-'82
39	Higgins, John	DB	6-1	200	1	1/26/59	Lynwood, CA	UNLV	FA-'83
76	Holloway, Brian	OT	6-7	288	3	7/25/59	Omaha, NE	Stanford	D1-'81
63	Howard, Doug	OG/OT	6-6	265	R	6/14/59	Washington, DC	No. Carolina St.	FA-'83
51	Ingram, Brian	LB	6-4	235	2	10/31/59	Memphis, TN	Tennessee	D4b-'82
38	James, Roland	CB	6-2	191	4	2/18/58	Jamestown, OH	Tennessee	D1a-'80
2	Jezulin, Michael	P	6-0	182	R	1/08/60	Torrence, CA	San Diego St.	FA-'83
83	Jones, Cedric	WR/KR	5-11	184	2	6/01/60	Norfolk, VA	Duke	D3a-'82
74	Jordan, Shelby	OT	6-7	280	8	1/23/52	St. Louis, MO	Washington, MO	FA-'74
37	Kelly, Waddell	RB	6-2	208	R	2/02/59	Gould, AK	Arkansas St.	D12a-'83
19	Kerrigan, Mike	QB	6-3	190	1	4/27/60	Chicago, IL	Northwestern	FA-'82
35	Land, Doug	RB	6-1	225	1	10/14/59	Los Angeles, CA	Cal State-Long Beach	FA-'83
22	Lee, Keith	DB	5-11	193	3	12/22/57	San Antonio, TX	Colorado St.	FA-'81
94	Lee, Keith A.	LB	6-4	230	R	5/11/60	Frederick, MD	Virginia	FA-'83
49	Lewis, Darryl	TE	6-6	226	R	4/16/61	Mt. Pleasant, TX	Texas-Arlington	D5b-'83
42	Lippett, Ronnie	CB	5-11	180	R	12/10/60	Melborne, FL	Miami (FL)	D8-'83
31	Marion, Fred	FS	6-2	191	2	8/02/59	Gainesville, FL	Miami (FL)	D5-'82
50	McGrew, Larry	OLB	6-5	233	3	7/23/57	Berkeley, CA	USC	D2-'80
67	Moore, Steve	OT	6-4	285	R	10/01/60	Memphis, TN	Tennessee St.	D3b-'83
86	Morgan, Stanley	WR	5-11	181	7	2/17/55	Easley, SC	Tennessee	D1b-'77
16	Mut, Tom	WR	6-2	187	R	7/08/60	New Haven, CT	Rhode Island	FA-'83

No.	Name	Pos.	Ht.	Wgt.	NFL Exp.	Birthdate	Birthplace	College	How Acquired
57	Nelson, Steve	ILB	6-2	230	10	4/26/51	Farmington, MN	N. Dakota St.	D2b-'74
29	Newby, Johnathan	WR	6-0	185	R	6/12/60	McKeesport, PA	Western Kentucky	FA-'83
98	Owens, Dennis	NT	6-1	258	2	2/24/60	Clinton, NC	No. Carolina St.	FA-'82
23	Parker, Steve	WR/KR	5-9	167	R	5/19/59	Limestone County, AL	Abilene Christian	D11a-'83
4	Pierce, Jeff	P	6-2	195	1	2/19/60	Piedmont, AL	Georgia Tech	FA-'83
52	Rembert, Johnny	LB	6-3	234	R	1/19/61	Hollandale, MS	Clemson	D4-'83
95	Reynolds, Ed	LB	6-5	230	R	9/23/61	Stuttgart, Germany	Virginia	FA-'83
25	Sanford, Rick	FS	6-1	192	5	1/09/57	Rock Hill, SC	South Carolina	D1-'79
77	Sims, Kenneth	DE	6-5	271	2	10/31/59	Kosse, TX	Texas	D1a-'82
5	Skoruppa, Tom	K	6-0	195	R	7/08/55	Corpus Christi, TX	Texas-Arlington	FA-'83
36	Smallwood, Reggie	DB	6-3	205	1	1/17/59	Portsmouth, VA	Norfolk State	FA-'83
1	Smith, John	K	6-0	185	10	12/30/49	Leafield, England	Southampton, Eng.	FA-'74
27	Smith, Ricky	CB	6-0	182	2	7/20/60	Quincy, FL	Alabama St.	D6-'82
48	Smith, Terry	DB	5-11	192	1	1/29/59	Miami, FL	Furman	FA-'82
78	Spears, Ron	DE	6-6	255	2	11/23/59	Los Angeles, CA	San Diego St.	W-Dal-'82
18	Starring, Stephen	WR	5-10	172	R	7/30/61	Baton Rouge, LA	McNeese St.	D3a-'83
30	Tatupu, Mosi	FB	6-0	227	6	4/26/55	Pago Pago, Am. Samoa	USC	D8b-'78
56	Tippett, Andre	LB	6-3	241	2	12/27/59	Birmingham, AL	Iowa	D2b-'82
82	Toler, Ken	WR	6-2	191	3	4/09/59	Greenville, MS	Mississippi	D7-'81
34	van Eeghen, Mark	RB	6-2	226	10	4/19/52	Cambridge, MA	Colgate	W-Raid-'82
71	Verria, Joe	NT	6-2	252	1	11/04/57	Providence, RI	Bridgewater St.	FA-'83
24	Weathers, Robert	RB	6-2	222	2	9/13/60	Westfield, NY	Arizona St.	D2a-'82
53	Weishuhn, Clayton	ILB	6-2	221	2	10/09/59	San Angelo, TX	Angelo St.	D3b
62	Wheeler, Dwight	OC	6-3	274	5	1/13/55	Memphis, TN	Tennessee St.	D4-'78
42	Wicks, Paris	RB	5-8	175	R	2/26/61	Summit County, OH	Youngstown St.	FA-'83
46	Williams, James	TE	6-1	227	R	4/18/61	Tucaloosa, AL	Wyoming	D10a-'83
72	Williams, Lester	NT	6-3	272	2	1/19/59	Miami, FL	Miami (FL)	D1b-'82
21	Williams, Ricky	RB	6-0	195	R	4/27/60	Santa Monica, CA	Langston, OK	D9a-'83
90	Williams, Toby	DE	6-3	254	R	11/19/59	Washington, DC	Nebraska	D10b-'83
17	Wilson, Darryal	WR	6-0	182	R	9/19/60	Florence, AL	Tennessee	D2-'83
61	Wooten, Ron	OG	6-4	273	2	6/28/59	Cape Code, MA	North Carolina	D6-'81
54	Zamberlin, John	ILB	6-2	226	5	2/13/56	Tacoma, WA	Pac. Lutheran, WA	D5-'79

GET THE ATRA ADVANTAGE



Atra® has an advantage over twin-blade razors that don't pivot. They can't give the same great shave as Atra. When they reach the curves and corners, they lose their grip.

But Atra's pivoting head is proven to stay on track—it keeps both blades on your beard longer. So you end up with the winning shave.

Gillette Atra®

PRESEASON OPPONENTS

PITTSBURGH STEELERS

AUG. 6-AT KNOXVILLE NEYLAND STADIUM

AFC CENTRAL (4th Place AFC)
 Head Coach: Chuck Knoll (15th year 123-75-1,
 Postseason 14-5)
 Public Relations: Joe Gordon (John Evenson)
 Office: (412) 323-1200

Date	Location	NE	Opp.	Att.	Results
9- 4-70	Shreveport, LA	3	31	22,000	L
8-28-77	Foxboro	13	10 (OT)	43,779	W
8-14-82	Knoxville, TN	20	24	93,251	L
STEELERS LEAD 2-1		36	65	159,030	

SAN FRANCISCO 49ERS

AUG. 14-AT SAN FRANCISCO

NFC WEST (11th Place NFC)
 Head Coach: Bill Walsh (5th year 24-33,
 Postseason 3-0)
 Public Relations: George Heddleston (Jerry Walker)
 Office: (415) 365-3420

Date	Location	NE	Opp.	Att.	Results
7-28-73	Canton, OH	7	20	19,685	L

LOS ANGELES RAMS

AUG. 20-AT ANAHEIM

NFC WEST (14th Place in NFC)
 Head Coach: John Robinson (1st year)
 Public Relations: Pete Donovan
 Office: (714) 535-7267

Date	Location	NE	Opp.	Att.	Results
8-29-71	Foxboro	21	31	53,271	L
8- 5-78	Los Angeles	14	7	60,134	W
8-12-79	Foxboro	3	15	44,955	L
8-11-80	Anaheim, CA	35	31	66,656	W
8-10-81	Anaheim, CA	34	21	69,006	W
PATRIOTS LEAD 3-2		107	105	294,022	

TAMPA BAY BUCCANEERS

AUG. 26-AT TAMPA

NFC CENTRAL (7th Place NFC)
 Head Coach: John McKay (8th year 36-64-1,
 Postseason 1-3)
 Public Relations: Bob Best (Rick Odioso)
 Office: (813) 870-2700

Date	Location	NE	Opp.	Att.	Results
8-15-81	Tampa	17	16	66,553	W

WNEV-TV TO AIR PRESEASON GAMES

WNEV-TV, Channel 7 (CBS) in Boston will air three of the Patriots' four preseason games for the first time in 1983. Jim Kelly, formerly of CBS Radio and a veteran CBS-TV play-by-play announcer, will handle the play-by-play for the WNEV-TV broadcasts. Channel 7 will air the Patriots' preseason clashes with Pittsburgh, the LA Rams and Tampa Bay while NBC-TV will nationally televise the Patriots-49ers game on August 14th. Channel 7 will also air a weekly Patriots pregame show during the preseason and three weekly Patriot shows during the regular and post-seasons.

PRESEASON SERIES STANDINGS

Team	W	L	T	Pct.	PF	PA	Attendance
Atlanta	3	3	0	.500	155	147	260,608
Baltimore	0	1	0	.000	3	33	29,313
Buffalo	6	6	0	.500	178	178	192,317
Chicago	1	0	0	1.000	27	17	50,892
Cincinnati	1	0	0	1.000	21	13	16,900
Cleveland	1	1	0	.500	48	40	78,712
Dallas	0	1	0	.000	21	36	50,118
Denver	2	5	0	.286	162	155	191,712
Detroit	1	2	0	.333	64	86	106,000
Green Bay	3	1	0	.750	113	63	175,453
Houston	0	4	0	.000	43	106	90,616
Kansas City	1	2	0	.333	45	65	65,200
Los Angeles	3	2	0	.600	107	105	280,554
Miami	1	1	0	.500	19	30	33,003
Minnesota	1	1	0	.500	46	27	72,031
New Orleans	2	2	0	.500	58	54	171,117
N.Y. Giants	3	4	0	.429	89	117	294,323
N.Y. Jets	2	10	0	.167	129	298	238,110
Oakland	5	4	1	.550	235	190	339,809
Philadelphia	3	5	0	.375	145	143	298,239
Pittsburgh	1	2	0	.330	36	65	159,030
San Diego	2	3	0	.400	101	145	110,526
San Francisco	0	1	0	.000	7	20	19,685
Seattle	0	1	0	.000	23	30	56,947
Tampa	1	0	0	1.000	17	16	62,785
Washington	3	3	0	.500	127	126	191,664
TOTALS	45	66	1	.406	2004	2306	3,625,660

HOME AND AWAY RECORDS

Year	Home Record					Away Record				
	W	L	T	PF	PA	W	L	T	PF	PA
1960	3	4	0	150	158	2	5	0	136	191
1961	4	2	1	223	166	5	2	0	190	147
1962	6	1	0	177	127	3	3	1	169	168
1963	5	1	1	190	90	2	5	0	137	167
1964	4	2	1	161	141	6	1	0	204	156
1965	1	4	2	112	141	3	4	0	132	161
1966	4	2	1	158	146	4	2	1	157	137
1967	2	4	0	123	171	1	6	1	157	218
1968	2	4	0	97	132	2	6	0	132	274
1969	2	5	0	122	143	2	5	0	144	173
1970	1	6	0	92	171	1	6	0	57	190
1971	5	2	0	150	129	1	6	0	88	196
1972	2	5	0	127	203	1	6	0	65	243
1973	3	4	0	128	134	2	5	0	130	166
1974	3	4	0	171	133	4	3	0	177	156
1975	2	5	0	132	153	1	6	0	126	205
1976	6	1	0	217	95	5	2	0	159	141
1977	6	1	0	135	73	3	4	0	143	144
1978	5	3	0	230	180	6	2	0	128	108
1979	6	2	0	238	130	3	5	0	173	196
1980	6	2	0	231	129	4	4	0	210	196
1981	2	6	0	183	184	0	8	0	123	144
1982	3	1	0	69	71	2	3	0	74	86
Totals	83	71	6	3616	3202	63	99	3	3211	3963
(POST SEASON GAMES)										
1963	—	—	—	—	—	1	1	0	36	57
1976	—	—	—	—	—	0	1	0	21	24
1978	0	1	0	14	31	—	—	—	—	—
1982	—	—	—	—	—	0	1	0	13	28
Totals	0	1	0	14	31	1	3		60	109
Grand Totals	83	72	6	3630	3233	64	102	3	3234	4072

Note: Six home and eight away games in 1967 and 1978.

REGULAR SEASON OPPONENTS

Note: For your researching convenience opponents are listed in alphabetical order.

ATLANTA FALCONS

OCT. 30 - AT ATLANTA

NFC WEST: 5-4 Record, 5th Place NFC

HEAD COACH: Dan Henning (1st year)

PR: Charlie Dayton (Bob Dickinson)

PHONE: (404) 588-1111

SERIES NOTES: PATRIOTS LEAD SERIES 2-1...The Patriots will travel to Atlanta for the first time since 1977...in the clubs' most recent meeting Falcon QB Steve Bartkowski, and then rookie TE Junior Miller, stole the show as they connected on two second quarter TDs (12 and 22 yards) and Atlanta topped the Patriots 37-21 at Foxboro (9-7-80)...in their only regular season appearance at Atlanta (12-4-77), Patriot WR Stanley Morgan hauled in a 33 yard TD pass from Steve Grogan with under five minutes left in the game to give the Patriots a 16-10 victory...in their first regular season meeting ever, the Patriots beat the Falcons 21-20 at Schaefer Stadium (9-24-72).

BALTIMORE COLTS

SEPT. 4 — AT FOXBORO

OCT. 9 — AT BALTIMORE

AFC EAST: 0-8-1 Record, 14th Place AFC

HEAD COACH: Frank Kush (2nd year, 0-8-1)

PR: Walt Gutowski (Marge Blatt)

PHONE: (301) 356-9600

SERIES NOTES: COLTS LEAD SERIES 13-12...In his regular season pro coaching debut, Ron Meyer led the Patriots to a 24-13 win at Memorial Stadium (9-12-82)...Colts swept both games in '81, as they outscored the Patriots by only three points...'81 series sweep was the first for the Colts since 1972...'83 will mark the third straight year the two clubs will open regular season play...Patriots' largest triumph was a 42-3 win at Foxboro (10-6-74)...series dates back to a 14-6 Colt victory at Harvard Stadium on 10-4-70...since 1973, the Colts have beaten the Patriots at home in the odd numbered years (1973, '75, '77, '79 and '81) while the Patriots have won in Memorial Stadium in the even numbered years since '74.

BUFFALO BILLS

OCT. 23 — AT BUFFALO

NOV. 6 — AT FOXBORO

AFC EAST: 4-5 Record, 9th Place AFC

HEAD COACH: Kay Stephenson (1st year)

PR: Budd Thalman (Dave Senko)

PHONE: (716) 648-1800

SERIES NOTES: BILLS LEAD SERIES 23-22-1...'83 season will mark the 46th and 47th regular season meetings between the clubs that began as an original AFL series...in their most recent meeting, the Patriots rolled up a season high 30 points and 418 offensive yards to come-from-behind and beat the Bills, 30-19 at Foxboro in the regular season finale (1-2-83)...that victory propelled the Patriots into a playoff meeting with Miami...series has been characterized by high scoring as an average of 41.7 points have been scored in each game...76 total points were the most scored in a Patriots-Bills game, when the Bills topped the Patriots 45-31 (11-23-75)...each team has held the other scoreless only once...in their first regular season meeting ever, the Bills blanked the Patriots 13-0 at Boston University Field (9-23-60)...on 9-24-67 the Patriots beat the Bills in Buffalo, 23-0...Buffalo swept both games in 1981 for the first time since 1975.

CLEVELAND BROWNS

NOV. 20 — AT FOXBORO

AFC CENTRAL: 4-5 Record, 8th Place AFC

HEAD COACH: Sam Rutigliano (6th year, 37-36, Postseason 0-2)

PR: Kevin Byrne (Chuck Fisher)

PHONE: (216) 696-5555

SERIES NOTES: BROWNS LEAD SERIES 4-1...Series had leaned in favor of the Browns...in their most recent meeting, Patriots FB Mark van Eeghen lost the ball on a contested fumble at the Patriots' 20 yard line...three plays later the Browns Matt Bahr booted a 24-yard FG on the final play of the game to clinch a 10-7 victory (11-21-82)...Patriots' only victory in the short series was a 34-17 win at Foxboro in the 1980 season opener (9-7)...prior to the Patriots' win, the Browns won three straight, including a Monday night 30-27 overtime win at Cleveland (9-26-77).

LOS ANGELES RAMS

DEC. 11 — AT ANAHEIM

NFC WEST: 2-7 Record, 14th Place NFC

HEAD COACH: John Robinson (1st year)

PR: Pete Donovan

PHONE: (714) 535-7267

SERIES NOTES: SERIES TIED 1-1...1983 meeting will mark the first regular season game played between the clubs in Anaheim...in their last outing, a fine Patriot defensive effort fell short as the Rams beat the Patriots, 17-14 at Foxboro (11-16-80)...in their first regular season meeting ever, the Patriots topped the Rams 20-14 at Foxboro (9-29-74)...the win was the Patriots third in a five game win streak at the start of the '74 season...both clubs opened the Rams new Anaheim Stadium home with a Patriot 35-31 preseason victory (8-11-80)...the two clubs will meet in preseason play, as the Patriots travel to Anaheim on August 20, 1983.

MIAMI DOLPHINS

SEPT. 11 — AT MIAMI

NOV. 13 — AT FOXBORO

AFC EAST: 7-2 Record, 2nd Place AFC

HEAD COACH: Don Shula (14th year Miami 130-53-2, Postseason 11-7)
(7 years Baltimore 71-23-4, Postseason 2-3)

PR: Dick Horning

PHONE: (305) 576-1000

SERIES NOTES: DOLPHINS LEAD SERIES 20-12...In their most recent meeting, the Patriots shutout the Dolphins for the second time in three years when they recorded a 3-0 win at Foxboro (12-12-82)...John Smith's 33-yard FG accounted for the only scoring in that game...the Patriots blanked the Dolphins 34-0, in Foxboro (10-12-80) when a tough Patriot defense held the Dolphins to 88 total yards...Dolphins swept the annual two-game series in '81 for the first time since 1975...prior to '81, the Patriots had won five straight games over the Dolphins in Foxboro...the Dolphins have beaten the Patriots 15 straight times at the Orange Bowl since the Patriots nailed a 20-14 loss on them in 1966...in the only other game played in the series on Florida soil, the Patriots topped the Dolphins 38-23, at Tampa (11-30-69).

NEW ORLEANS SAINTS

DEC. 4 — AT FOXBORO

NFC WEST: 4-5 Record, 9th Place NFC

HEAD COACH: O.A. "Bum" Phillips (3rd year New Orleans 8-17)
(6 years Houston 55-35, Postseason 4-3)

PR: Greg Suit (Rusty Kasmiersky)

PHONE: (504) 587-3034

SERIES NOTES: PATRIOTS LEAD SERIES 3-0...The Saints are one of three teams never to have beaten the Patriots in regular season NFL action...in their only appearance at the Louisiana Superdome, the Patriots beat the Saints, 38-27 (12-21-80)...in that game, QB Matt Cavanaugh had the most productive day of his pro career (28-16-1, 233 yards and 3 TD) as he guided the Patriots to 473 total yards...the Patriots earned a '76 Wild Card playoff spot by defeating the Saints, 27-6 at Foxboro (12-5-76)...Patriots won the first meeting between the two clubs, 17-10, at New Orleans (12-10-72).

NEW YORK JETS

SEPT. 18 — AT FOXBORO

NOV. 27 — AT NEW YORK JETS

AFC EAST: 6-3 Record, 6th Place AFC

HEAD COACH: Joe Walton (1st year)

PR: Frank Ramos (Ron Cohen)

PHONE: (212) 421-6600

SERIES NOTES: JETS LEAD SERIES 27-17-1...'83 season will mark the 46th and 47th regular season meeting between the two clubs that began as an original AFL series in 1960...Jets have beaten the Patriots in their last three outings...in their most recent meeting, the Patriots suffered their worst defeat since 1979, bowing to the Jets at Foxboro, 31-7, (9-19-82)...in that game, a tough Jet defense held the Patriots to only 57 offensive yards and dropped Patriots' QB Matt Cavanaugh six times for 68 yards...while the Jets swept both games in '81, the Patriots swept the annual two-game series in 1976, '78 and '80 while splitting with their New York rivals in 1977 and '79...the Patriots' 56-3 (9-9-79) and 55-21 (10-29-78) victories over the Jets represent the most points scored in a game by a Patriot team.

PITTSBURGH STEELERS

SEPT. 25 — AT PITTSBURGH

AFC CENTRAL: 6-3 Record, 4th Place AFC

HEAD COACH: Chuck Noll (15th year 123-75-1, Postseason 14-5)

PR: Joe Gordon (John Evenson)

PHONE: (412) 323-1200

SERIES NOTES: STEELERS LEAD SERIES 5-1...'83 confrontation will mark the third straight year that the two clubs have met in Pittsburgh...in the clubs' most recent meeting, the Steelers scored on each of their first four possessions to run up a 20-0 halftime lead and coast to a 37-14 win at Three Rivers Stadium (12-26-82)...prior to '82, the last two meetings in the series had ended in overtime Steeler victories, with the four-time Super Bowl champs taking a 26-21 OT win at Pittsburgh (9-27-81) and a 16-13 OT Monday night win in the 1979 season opener at Foxboro...the Patriots shocked the Steelers with a come-from-behind 30-27 win at Three Rivers Stadium (9-26-76) for their only victory of the short series...that win started the Patriots on the way to a 11-3 record and a AFC Wild Card playoff spot...for the second year in a row the two clubs will meet in preseason play at Neyland Stadium in Knoxville, TN (8-6-83).

SAN DIEGO CHARGERS

OCT. 16 — AT FOXBORO

AFC WEST: 6-3 Record, 5th Place AFC

HEAD COACH: Don Coryell (6th year San Diego 47-22, Postseason 3-4)
(5 years St. Louis 42-27-1, Postseason 0-2)

PR: Rick Smith (Rodney Knox)

PHONE: (714) 280-2111

SERIES NOTES: PATRIOTS LEAD SERIES 12-11-2...The Patriots hold a slim one game advantage in a series that has been played at eight different sites...the Patriots have been victorious in their last five outings with the Chargers...in their most recent meeting, the Patriots scored on their first four possessions to rack up an early second period 20-0 lead as they beat the Chargers at Foxboro, 27-21 (9-23-79)...before a sellout crowd at Foxboro on 10-1-78, Patriots' QB Steve Grogan ran four yards with 31 seconds remaining for a 28-23 Patriot win...the Chargers' last victory was a 16-14 win in a game played at Harvard Stadium (11-15-70).

SAN FRANCISCO 49ERS

OCT. 2 — AT FOXBORO

NFC WEST: 3-6 Record, 11th Place NFC

HEAD COACH: Bill Walsh (5th year 24-33, Postseason 3-0)

PR: George Heddlston (Jerry Walker)

PHONE: (415) 365-3420

SERIES NOTES: 49ERS LEAD SERIES 2-1...Both teams have won at their home sites in the only three games ever played between the two clubs in regular season NFL action...in their most recent outing, the 49ers upset the Patriots 21-17, at Candlestick Park (11-30-80)...the Patriots topped the 49ers 24-16, at Foxboro (10-26-75) while the 49ers beat the Patriots at San Francisco, 27-10 on 10-31-71...in the only other game ever played between the two, the 49ers defeated the Patriots, 20-7 in the 1973 Hall of Fame game played at Canton, OH...the two clubs will also meet in preseason play in '83, as the Patriots travel to Candlestick Park for a nationally televised game (NBC) on 8-14-83.

SEATTLE SEAHAWKS

DEC. 18 — AT SEATTLE

AFC WEST: 4-5 Record, 10th Place AFC

HEAD COACH: Chuck Knox (1st year) (5 years Buffalo 37-36, Postseason 1-2)
(5 years Los Angeles 54-15-1, Postseason 3-5)

PR: Gary Wright (Dave Neubert)

PHONE: (206) 827-9777

SERIES NOTES: PATRIOTS LEAD SERIES 3-0...The Seahawks are one of three teams never to have beaten the Patriots in regular season NFL action...in the clubs' most recent meeting, the Patriots' offense rolled up 249 yards on the ground and the defense recovered two Seattle fumbles and intercepted Jim Zorn four times to record a 16-0 shutout victory at the Kingdome (12-19-82)...in their first meeting ever, the Patriots blanked the Seahawks 31-0, at Foxboro (10-9-77)...the Patriots also took a 37-31 come-from-behind victory in Seattle (9-21-80), three weeks after losing to the Seahawks 30-23 in the preseason finale that year...Patriots' 1983 Kingdome appearance will mark only the eighth indoor appearance in club history.

REGULAR SEASON RESULTS

1960 (Fourth in AFL-East, 5-9-0) Head Coach: Lou Saban

Date	Score	Opponent	Result	Record	Attendance
9/ 9	10-13	Denver	L	0-1	21,597
9/16	28-24	at New York	W	1-1	19,220
9/23	0-13	Buffalo	L	1-2	20,732
10/ 8	35- 0	at Los Angeles	W	2-2	18,226
10/16	14-27	Oakland (at S.F.)	L	2-3	11,500
10/23	24-31	at Denver	L	2-4	12,683
10/28	16-45	Los Angeles	L	2-5	13,988
11/ 4	34-28	Oakland	W	3-5	8,446
11/11	38-21	New York	W	4-5	11,653
11/18	42-14	Dallas	W	5-5	14,721
11/25	10-24	Houston	L	5-6	27,123
12/ 4	14-38	at Buffalo	L	5-7	14,335
12/11	0-34	at Dallas	L	5-8	12,000
12/18	21-37	at Houston	L	5-9	22,352
Total	286-349				228,576

NOTE: All home games played at Boston University Field.

1961 (Second in AFL-East, 9-4-1) Head Coach: Lou Saban (2-3-0), Mike Holovak (7-1-1)

Date	Score	Opponent	Result	Record	Attendance
9/ 9	20-21	New York	L	0-1	16,683
9/16	45-17	Denver	W	1-1	14,479
9/23	23-21	at Buffalo	W	2-1	21,504
10/ 1	30-37	at New York	L	2-2	15,189
10/ 7	27-38	San Diego	L	2-3	17,748
10/13	31-31	Houston	T	2-3-1	15,070
10/22*	52-21	Buffalo	W	3-3-1	9,398
10/29	18-17	at Dallas	W	4-3-1	20,500
11/ 3	28-21	Dallas	W	5-3-1	25,063
11/12	15-27	at Houston	L	5-4-1	35,649
11/17	20-17	Oakland	W	6-4-1	17,169
12/ 3	28-24	at Denver	W	7-4-1	9,303
12/ 9	35-21	Oakland (at S.F.)	W	8-4-1	6,500
12/17	41- 0	at San Diego	W	9-4-1	21,339
Total	413-313				245,594

* Hurricane threat postponed this originally scheduled night game from October 20.

NOTE: All home games played at Boston University Field.

1962 (Second in AFL-East, 9-4-1) Head Coach: Mike Holovak

Date	Score	Opponent	Result	Record	Attendance
9/ 8	28-42	at Dallas	L	0-1	32,000
9/16	34-21	Houston	W	1-1	32,276
9/21	41-16	Denver	W	2-1	21,038
10/ 6	43-14	at New York	W	3-1	14,412
10/12	7-27	Dallas	L	3-2	23,874
10/19	24-20	San Diego	W	4-2	20,888
10/26	26-16	Oakland	W	5-2	12,514
11/ 3	28-28	at Buffalo	T	5-2-1	33,247
11/11	33-29	at Denver	W	6-2-1	28,187
11/18	17-21	at Houston	L	6-3-1	35,250
11/23	21-10	Buffalo	W	7-3-1	20,021
11/30	24-17	New York	W	8-3-1	20,015
12/ 9	20-14	at San Diego	W	9-3-1	19,887
12/16	0-20	at Oakland	L	9-4-1	8,000
Total	346-295				321,609

NOTE: all home games played at Boston University Field with exception of 9/16 game vs Houston which was played at Harvard Stadium.

1963 (First in AFL-East, 7-6-1) Head Coach: Mike Holovak

Date	Score	Opponent	Result	Record	Attendance
9/ 8	38-14	New York	W	1-0	24,120
9/14	13-17	at San Diego	L	1-1	26,097
9/22	20-14	at Oakland	W	2-1	17,131
9/29	10-14	at Denver	L	2-2	18,636
10/ 5	24-31	at New York	L	2-3	16,769
10/11	20-14	Oakland	W	3-3	26,494
10/18	40-21	Denver	W	4-3	25,418
10/26	21-28	at Buffalo	L	4-4	29,243
11/ 1	45- 3	Houston	W	5-4	31,185
11/10	6- 7	San Diego	L	5-5	28,402
11/17	24-24	Kansas City	T	5-5-1	17,270
12/ 1	17- 7	Buffalo	W	6-5-1	16,981

1963 — (Continued)

12/ 8	46-28	at Houston	W	7-5-1	23,462
12/14	3-35	at Kansas City	L	7-6-1	12,598
Total	327-257				313,806
EASTERN DIVISION CHAMPIONSHIP					
12/28	26-6	at Buffalo	W		33,044
AFL CHAMPIONSHIP					
1/ 5	10-51	at San Diego	L		31,270
Grand Total	363-316				378,120

NOTE: All home games played at Fenway Park with exception of 9/8 vs New York which was played at Boston College Alumni Stadium.

1964 (Second AFL-East, 10-3-1) Head Coach: Mike Holovak

Date	Score	Opponent	Result	Record	Attendance
9/13	17-14	at Oakland	W	1-0	21,126
9/20	33-28	at San Diego	W	2-0	20,568
9/27	26-10	New York	W	3-0	22,716
10/ 4	39-10	at Denver	W	4-0	15,485
10/ 9	17-26	San Diego	L	4-1	35,006
10/16	43-43	Oakland	T	4-1-1	23,279
10/23	24- 7	Kansas City	W	5-1-1	27,400
10/31	14-35	at New York	L	5-2-1	45,033
11/ 6	25-24	Houston	W	6-2-1	28,161
11/15	36-28	at Buffalo	W	7-2-1	42,308
11/20	12- 7	Denver	W	8-2-1	24,979
11/29	34-17	at Houston	W	9-2-1	17,560
12/ 6	31-24	at Kansas City	W	10-2-1	13,166
12/20	14-24	Buffalo	L	10-3-1	38,021
Total	365-297				374-898

NOTE: All home games played at Fenway Park with exception of 9/27 vs. New York which was played at Boston College Alumni Stadium.

1965 (Third in AFL-East, 4-8-2), Head Coach: Mike Holovak

Date	Score	Opponent	Result	Record	Attendance
9/11	7-24	at Buffalo	L	0-1	45,502
9/19	10-31	at Houston	L	0-2	32,445
9/24	10-27	Denver	L	0-3	26,782
10/ 3	17-27	at Kansas City	L	0-4	26,773
10/ 8	10-24	Oakland	L	0-5	24,824
10/17	13-13	San Diego	T	0-5-1	20,924
10/24	21-30	at Oakland	L	0-6-1	20,858
10/31	22- 6	at San Diego	W	1-6-1	33,366
11/ 7	7-23	Buffalo	L	1-7-1	24,415
11/14	20-30	New York	L	1-8-1	18,589
11/21	10-10	Kansas City	T	1-8-2	13,056
11/28	27-23	at New York	W	2-8-2	59,334
12/12	28-20	at Denver	W	3-8-2	27,207
12/18	42-14	Houston	W	4-8-2	14,508
Total	244-302				388,583

NOTE: All home games played at Fenway Park.

1966 (Second in AFL-East, 8-4-2) Head Coach: Mike Holovak

Date	Score	Opponent	Result	Record	Attendance
9/10	0-24	at San Diego	L	0-1	29,539
9/18	24-10	at Denver	W	1-1	25,337
9/25	24-43	Kansas City	L	1-2	22,641
10/ 2	24-24	New York	T	1-2-1	27,255
10/ 8	20-10	at Buffalo	W	2-2-1	45,542
10/23	35-17	San Diego	W	3-2-1	32,371
10/30	24-21	Oakland	W	4-2-1	26,941
11/ 6	10-17	Denver	L	4-3-1	18,154
11/13	27-21	Houston	W	5-3-1	23,426
11/20	27-27	at Kansas City	T	5-3-1	41,475
11/27	20-14	at Miami	W	6-3-2	22,754
12/ 4	14- 3	Buffalo	W	7-3-2	39,350
12/11	38-14	at Houston	W	8-3-2	17,100
12/18	28-38	at New York	L	8-4-2	58,921
Total	315-283				430,806

NOTE: All home games played at Fenway Park.

1967 (Fifth in AFL-East, 3-10-1) Head Coach: Mike Holovak

Date	Score	Opponent	Result	Record	Attendance
9/ 3	21-26	at Denver	L	0- 1	35,488
9/ 9	14-28	at San Diego	L	0- 2	39,337

1967 — (Continued)

9/27	7-35	at Oakland	L	0- 3	26,289
9/24	23- 0	at Buffalo	W	1- 3	45,748
10/ 8*	31-31	at San Diego	T	1- 3-1	23,620
10/15	41-10	Miami	W	2- 3-1	23,955
10/22	14-48	Oakland	L	2- 4-1	25,057
10/29	23-30	at New York	L	2- 5-1	62,784
11/ 5	18- 7	Houston	W	3- 5-1	19,422
11/12	10-33	Kansas City	L	3- 6-1	23,010
11/19	24-29	New York	L	3- 7-1	26,790
11/26	6-27	at Houston	L	3- 8-1	28,044
12/ 9	16-44	Buffalo	L	3- 9-1	20,627
12/17	32-41	at Miami	L	3-10-1	25,969

Total 280,380 426,140

* Scheduled as home game, played at San Diego because of World Series at Fenway Park.

NOTE: All home games played in Fenway Park with exception of 10/15 vs. Miami which was played at Boston College Alumni Stadium.

1968 (Fourth in AFL-East, 4-10-0) Head Coach: Mike Holovak

Date	Score	Opponent	Result	Record	Attendance
9/ 8	16- 7	at Buffalo	W	1- 0	38,865
9/22*	31-47	New York	L	1- 1	29,192
9/29	20-17	at Denver	W	2- 1	37,024
10/ 6	10-41	at Oakland	L	2- 2	44,253
10/13	0-16	Houston	L	2- 3	32,502
10/20	23- 6	Buffalo	W	3- 3	21,082
10/27	14-48	at New York	L	3- 4	62,351
11/ 3	14-35	Denver	L	3- 5	18,304
11/10	17-27	San Diego	L	3- 6	19,278
11/17	17-31	at Kansas City	L	3- 7	48,271
11/24	10-34	Miami	L	3- 8	18,305
12/ 1	33-14	Cincinnati	W	4- 8	17,796
12/ 8	7-38	at Miami	L	4- 9	24,242
12/15	17-45	at Houston	L	4-10	34,198

Total 229-406 445,663

* Scheduled as home game, played in Birmingham, Alabama, because of conflict with major league baseball.

NOTE: All home games played at Fenway Park.

1969 (Tied for third in AFL-East, 4-10-0) Head Coach: Clive Rush

Date	Score	Opponent	Result	Record	Attendance
9/14	7-35	at Denver	L	0- 1	43,679
9/21	0-31	Kansas City	L	0- 2	22,002
9/28	23-38	Oakland	L	0- 3	19,069
10/ 5	14-23	New York	L	0- 4	25,584
10/11	16-23	at Buffalo	L	0- 5	46,201
10/19	10-13	San Diego	L	0- 6	18,346
10/26	17-23	at New York	L	0- 7	62,298
11/ 2	24- 0	Houston	W	1- 7	19,006
11/ 9	16-17	Miami	L	1- 8	19,821
11/16	25-14	at Cincinnati	W	2- 8	27,927
11/23	35-21	Buffalo	W	3- 8	25,584
11/30	38-23	Miami (at Tampa)	W	4- 8	32,121
12/ 7	18-28	at San Diego	L	4- 9	33,146
12/14	23-27	at Houston	L	4-10	39,215

Total 266-316 433,999

NOTE: All home games played at Boston College Alumni Stadium.

1970 (Fifth in AFC-East, 2-12-0) Head Coach Clive Rush (1-6-0), John Mazur (1-6-0)

Date	Score	Opponent	Result	Record	Attendance
9/20	27-14	Miami	W	1- 0	32,607
9/27	21-31	New York Jets	L	1- 1	36,040
10/ 4	6-14	Baltimore	L	1- 2	38,235
10/11	10-23	at Kansas City	L	1- 3	50,698
10/18	0-16	New York Giants	L	1- 4	39,091
10/25	3-27	at Baltimore	L	1- 5	60,240
11/ 1	10-45	Buffalo	L	1- 6	31,148
11/ 8	0-31	at St. Louis	L	1- 7	46,466
11/15	14-16	San Diego	L	1- 8	30,597
11/22	3-17	at New York Jets	L	1- 9	61,822
11/29	14-10	at Buffalo	W	2- 9	31,427
12/ 6	20-37	at Miami	L	2-10	51,032
12/13	14-35	Minnesota	L	2-11	37,819
12/20	7-45	at Cincinnati	L	2-12	60,157

Total 149-361 697-379

NOTE: All home games played at Harvard Stadium.

1971 (Third in AFC-East, 6-8-0) Head Coach: John Mazur

Date	Score	Opponent	Result	Record	Attendance
9/19	20- 6	Oakland	W	1-0	55,405
9/26	7-34	Detroit	L	1-1	61,057
10/ 3	3-23	Baltimore	L	1-2	61,232
10/10	20- 0	New York Jets	W	2-2	61,357
10/17	3-41	at Miami	L	2-3	58,822
10/24	21-44	at Dallas	L	2-4	65,708
10/31	10-27	at San Francisco	L	2-5	45,092
11/ 7	28-20	Houston	W	3-5	53,155
11/14	38-33	Buffalo	W	4-5	57,446
11/21	7-27	at Cleveland	L	4-6	65,238
11/28	20-27	at Buffalo	L	4-7	27,166
12/ 5	34-13	Miami	W	5-7	61,457
12/12	6-13	at New York Jets	L	5-8	63,175
12/19	21-17	at Baltimore	W	6-8	57,942
Total	238-325				794,252

NOTE: All home games played at Schaefer Stadium.

1972 (Fifth in AFC-East, 3-11-0) Head Coach: John Mazur (2-7-0), Phil Bengston (1-4-0)

Date	Score	Opponent	Result	Record	Attendance
9/17	7-31	Cincinnati	L	0- 1	60,999
9/24	21-20	Atlanta	W	1- 1	60,999
10/ 1	24-23	Washington	W	2- 1	60,999
10/ 8	14-38	at Buffalo	L	2- 2	41,749
10/15	13-41	New York Jets	L	2- 3	60,999
10/22	3-33	at Pittsburgh	L	2- 4	46,081
10/29	10-24	at New York Jets	L	2- 5	62,867
11/ 6	17-24	Baltimore	L	2- 6	60,999
11/12	0-52	at Miami	L	2- 7	80,010
11/19	24-27	Buffalo	L	2- 8	60,999
11/26	0-31	at Baltimore	L	2- 9	54,907
12/ 3	21-37	Miami	L	2-10	60,999
12/10	17-10	at New Orleans	W	3-10	64,889
12/17	21-45	at Denver	L	3-11	51,656
Total	192-446				829,152

1973 (Third in AFC-East, 5-9-0), Head Coach: Chuck Fairbanks

Date	Score	Opponent	Result	Record	Attendance
9/16	13-31	Buffalo	L	0-1	56,114
9/23	7-10	Kansas City	L	0-2	57,918
9/30	23-44	at Miami	L	0-3	80,047
10/ 7	24-16	Baltimore	W	1-3	57,044
10/14	7- 9	New York Jets	L	1-4	58,659
10/21	13-10	at Chicago	W	2-4	55,701
10/28	14-30	Miami	L	2-5	61,279
11/ 4	23-24	at Philadelphia	L	2-6	65,070
11/11	13-33	at New York Jets	L	2-7	60,737
11/18	33-24	Green Bay	W	3-7	61,279
11/25	32- 0	at Houston	W	4-7	27,344
12/ 2	30-14	San Diego	W	5-7	58,150
12/ 9	13-37	at Buffalo	L	5-8	75,841
12/16	13-18	at Baltimore	L	5-9	52,065
Total	258-300				827,248

1974 (Tied for third in AFC-East, 7-7-0) Head Coach: Chuck Fairbanks

Date	Score	Opponent	Result	Record	Attendance
9/15	34-24	Miami	W	1-0	55,006
9/22	28-20	at New York Giants	W	2-0	49,267
9/29	20-14	Los Angeles	W	3-0	61,279
10/ 6	42- 3	Baltimore	W	4-0	59,502
10/13	24- 0	at New York Jets	W	5-0	61,400
10/20	28-30	at Buffalo	L	5-1	80,020
10/27	17-14	at Minnesota	W	6-1	48,497
11/ 3	28-29	Buffalo	L	6-2	61,279
11/10	14-21	Cleveland	L	6-3	61,279
11/17	16-21	New York Jets	L	6-4	61,279
11/24	27-17	at Baltimore	W	7-4	38,971
12/ 1	26-41	at Oakland	L	7-5	54,020
12/ 8	17-21	Pittsburgh	L	7-6	61,279
12/15	27-34	at Miami	L	7-7	79,420
Total	348-289				832,498

1975 (Fifth in AFC-East, 3-11-0) Head Coach: Chuck Fairbanks

Date	Score	Opponent	Result	Record	Attendance
9/21	0- 7	Houston	L	0- 1	54,212
9/28	14-22	Miami	L	0- 2	61,279

1975 — (Continued)

10/ 5	7-36	at New York Jets	L	0- 3	61,415
10/12	10-27	at Cincinnati	L	0- 4	55,856
10/19	21-10	Baltimore	W	1- 4	56,844
10/26	24-16	San Francisco	W	2- 4	60,691
11/ 2	17-24	at St. Louis	L	2- 5	47,263
11/ 9	33-19	at San Diego	W	3- 5	26,090
11/16	31-34	Dallas	L	3- 6	61,279
11/23	31-45	at Buffalo	L	3- 7	69,207
12/ 1	7-20	at Miami	L	3- 8	68,480
12/ 7	28-30	New York Jets	L	3- 9	57,539
12/14	14-34	Buffalo	L	3-10	59,646
12/21	21-34	at Baltimore	L	3-11	50,801
Total	258-358				790,602

1976 (Tied for First in AFC-East, 11-3-0) Head Coach: Chuck Fairbanks

Date	Score	Opponent	Result	Record	Attendance
9/12	13-27	Baltimore	L	0-1	43,637
9/19	30-14	Miami	W	1-1	46,227
9/26	30-27	at Pittsburgh	W	2-1	50,350
10/ 3	48-17	Oakland	W	3-1	61,279
10/10	10-30	at Detroit	L	3-2	63,711
10/18	41- 7	New York Jets	W	4-2	51,236
10/24	26-22	at Buffalo	W	5-2	50,383
10/31	3-10	at Miami	L	5-3	57,984
11/ 7	20-10	Buffalo	W	6-3	61,279
11/14	21-14	at Baltimore	W	7-3	60,020
11/21	38-24	at New York Jets	W	8-3	58,509
11/28	38-14	Denver	W	9-3	61,279
12/ 5	27- 6	New Orleans	W	10-3	54,057
12/12	31-14	at Tampa	W	11-3	46,475
Total	376-236				820,463
AFC PLAYOFF					
12/18	21-24	at Oakland	L		54,037
Grand					
Total	397-260				874,500

1977 (Third in AFC-East, 9-5-0) Head Coach: Chuck Fairbanks

Date	Score	Opponent	Result	Record	Attendance
9/18	21-17	Kansas City	W	1-0	58,288
9/26	27-30	at Cleveland (OT)	L	1-1	77,910
10/ 2	27-30	at New York Jets	L	1-2	49,801
10/ 9	31- 0	Seattle	W	2-2	54,363
10/16	24-20	at San Diego	W	3-2	51,143
10/23	17- 3	Baltimore	W	4-2	61,279
10/30	24-13	New York Jets	W	5-2	61,279
11/ 6	14-24	Buffalo	L	5-3	61,279
11/13	5-17	at Miami	L	5-4	67,907
11/20	20- 7	at Buffalo	W	6-4	31,157
11/27	14- 6	Philadelphia	W	7-4	58,192
12/ 4	16-10	at Atlanta	W	8-4	60,738
12/11	14-10	Miami	W	9-4	61,279
12/18	24-30	at Baltimore	L	9-5	60,763
Total	278-217				815,378

1978 (Tied for First in AFC-East, 11-5-0) Head Coach: Chuck Fairbanks (11-4-0), Ron Erhardt & Hank Bullough co-head coaches for final game at Miami

Date	Score	Opponent	Result	Record	Attendance
9/ 3	14-16	Washington	L	0-1	55,063
9/10	16- 6	at St. Louis	W	1-1	49,555
9/18	27-34	Baltimore	L	1-2	57,503
9/24	21-14	at Oakland	W	2-2	53,500
10/ 1	28-23	San Diego	W	3-2	61,297
10/ 8	24-14	Philadelphia	W	4-2	61,297
10/15	10- 3	at Cincinnati	W	5-2	56,257
10/22	33-24	Miami	W	6-2	61,297
10/29	55-21	New York Jets	W	7-2	61,297
11/ 5	14-10	at Buffalo	W	8-2	46,101
11/12	23-26	Houston	L	8-3	61,297
11/19	19-17	at New York Jets	W	9-3	60,372
11/26	35-14	at Baltimore	W	10-3	49,404
12/ 3	10-17	at Dallas	L	10-4	65,045
12/10	26-24	Buffalo	W	11-4	59,927
12/18	3-23	at Miami	L	11-5	75,445
Total	358-286				934,657
AFC PLAYOFF					
12/31	14-31	Houston	L		61,297
Grand					
Total	372-317				995,954

1979 (Second in AFC-East, 9-7-0) Head Coach: Ron Erhardt

Date	Score	Opponent	Result	Record	Attendance
9/ 3	13-16	Pittsburgh (OT)	L	0-1	61,297
9/ 9	56- 3	NY Jets	W	1-1	53,220
9/16	20-14	at Cincinnati	W	2-1	46,581
9/23	27-21	San Diego	W	3-1	61,297
10/ 1	14-27	at Green Bay	L	3-2	56,212
10/ 7	24-17	Detroit	W	4-2	61,297
10/14	27- 7	at Chicago	W	5-2	57,979
10/21	28-13	Miami	W	6-2	61,297
10/28	26-31	at Baltimore	L	6-3	47,042
11/ 4	26- 6	at Buffalo	W	7-3	69,465
11/11	10-45	at Denver	L	7-4	75,103
11/18	50-21	Baltimore	W	8-4	61,297
11/25	13-16	Buffalo (OT)	L	8-5	61,297
11/29	24-39	at Miami	L	8-6	75,037
12/ 9	26-27	at NY Jets	L	8-7	60,372
12/16	27-23	Minnesota	W	9-7	57,985
Total	411-326				966,778

1980 (Second in AFC-East, 10-6-0) Head Coach: Ron Erhardt

Date	Score	Opponent	Result	Record	Attendance
9/ 7	34-17	Cleveland	W	1-0	49,222
9/14	21-37	Atlanta	L	1-1	48,321
9/21	37-31	at Seattle	W	2-1	61,035
9/29	23-14	Denver	W	3-1	59,602
10/ 5	21-11	at New York Jets	W	4-1	53,603
10/12	34- 0	Miami	W	5-1	60,377
10/19	37-21	at Baltimore	W	6-1	53,924
10/26	13-31	at Buffalo	L	6-2	75,092
11/ 2	34-21	New York Jets	W	7-2	60,834
11/10	34-38	at Houston	L	7-3	51,524
11/16	14-17	Los Angeles	L	7-4	60,609
11/23	47-21	Baltimore	W	8-4	60,994
11/30	17-21	at San Francisco	L	8-5	45,254
12/ 8	13-16	at Miami (OT)	L	8-6	63,292
12/14	24- 2	Buffalo	W	9-6	58,324
12/21	38-27	at New Orleans	W	10-6	38,277
Total	441-325				900,284

1981 (Fifth in AFC-East, 2-14-0) Head Coach: Ron Erhardt

Date	Score	Opponent	Result	Record	Attendance
9/ 6	28-29	Baltimore	L	0- 1	49,572
9/13	3-13	at Philadelphia	L	0- 2	71,089
9/21	21-35	Dallas	L	0- 3	60,311
9/27	21-27	at Pittsburgh (OT)	L	0- 4	53,344
10/ 4	33-17	Kansas City	W	1- 4	55,931
10/11	24-28	at New York Jets	L	1- 5	55,093
10/18	38-10	Houston	W	2- 5	60,474
10/25	22-24	at Washington	L	2- 6	50,934
11/ 1	17-27	at Oakland	L	2- 7	44,246
11/ 8	27-30	Miami (OT)	L	2- 8	60,436
11/15	6-17	New York Jets	L	2- 9	45,342
11/22	17-20	at Buffalo	L	2-10	71,593
11/29	20-27	St. Louis	L	2-11	39,946
12/ 6	14-24	at Miami	L	2-12	50,421
12/13	10-19	Buffalo	L	2-13	42,549
12/20	21-23	at Baltimore	L	2-14	17,073
Total	306-328				827,814

1982 (Third in AFC-East, 5-4-0) Head Coach: Ron Meyer

Date	Score	Opponent	Result	Record	Attendance
9/12	24-13	at Baltimore	W	1-0	39,055
9/19	7-31	NY Jets	L	1-1	53,515
11/21	7-10	at Cleveland	L	1-2	47,281
11/28	29-21	Houston	W	2-2	33,602
12/ 5	13-26	at Chicago	L	2-3	36,973
12/12	3- 0	Miami	W	3-3	25,716
12/19	16- 0	at Seattle	W	4-3	53,457
12/26	14-37	at Pittsburgh	L	4-4	50,515
1/2/83	30-19	Buffalo	W	5-4	36,218
Total	143-157				376,332
AFC PLAYOFF					
1-8-83	13-28	at Miami	L	0-1	68,842
Grand Total	156-185			5-5	445,174

REGULAR SEASON SERIES RESULTS

PATRIOTS 2, ATLANTA 1

1972—at NE 21, Atlanta 20
1977—NE 16, at Atlanta 10
1980—Atlanta 37, at NE 21
(Points—Atlanta 67, Patriots 58)

BALTIMORE 13, PATRIOTS 12

1970—Baltimore 14, at NE 6
at Baltimore 27, NE 3
1971—Baltimore 23, at NE 3
NE 21, at Baltimore 17
1972—Baltimore 24, at NE 17
at Baltimore 31, NE 0
1973—at NE 24, Baltimore 16
at Baltimore 18, NE 13
1974—at NE 42, Baltimore 3
NE 27, at Baltimore 17
1975—at NE 21, Baltimore 10
at Baltimore 34, NE 21
1976—Baltimore 27, at NE 13
NE 21, at Baltimore 14
1977—at NE 17, Baltimore 3
at Baltimore 30, NE 24
1978—Baltimore 34, at NE 27
NE 35, at Baltimore 14
1979—at Baltimore 31, NE 26
at NE 50, Baltimore 21
1980—NE 37, at Baltimore 21
at NE 47, Baltimore 21
1981—Baltimore 29, at NE 28
at Baltimore 23, NE 21
1982—NE 24, at Baltimore 13
(Points—Patriots 568, Baltimore 515)

BUFFALO 23, PATRIOTS 22, (1 tie)

1960—Buffalo 13, at NE 0
at Buffalo 38, NE 14
1961—NE 23, at Buffalo 21
at NE 52, Buffalo 21
1962—at Buffalo 28, NE 28
at NE 21, Buffalo 10
1963—at Buffalo 28, NE 21
at NE 17, Buffalo 7
1964—NE 36, at Buffalo 28
Buffalo 24, at NE 14
1965—at Buffalo 45, NE 7
Buffalo 23, at NE 7
1966—NE 20, at Buffalo 10
at NE 14, Buffalo 3
1967—NE 23, at Buffalo 0
Buffalo 44, at NE 16
1968—NE 16, at Buffalo 7
at NE 23, Buffalo 6
1969—at Buffalo 23, NE 16
at NE 35, Buffalo 21
1970—Buffalo 45, at NE 10
NE 14, at Buffalo 10
1971—at NE 38, Buffalo 33
at Buffalo 27, NE 20
1972—at Buffalo 38, NE 14
Buffalo 27, at NE 24
1973—Buffalo 31, at NE 13
at Buffalo 37, NE 13
1974—at Buffalo 30, NE 28
Buffalo 29, at NE 28
1975—at Buffalo 45, NE 31
Buffalo 34, at NE 14
1976—NE 26, at Buffalo 22
at NE 20, Buffalo 10
1977—Buffalo 24, at NE 14
NE 20, at Buffalo 7

1978—NE 14, at Buffalo 10
at NE 26, Buffalo 24
1979—NE 26, at Buffalo 6
Buffalo 16, NE 13, (OT)
1980—at Buffalo 31, NE 13
at NE 24, Buffalo 2
1981—at Buffalo, 20, NE 17
Buffalo 19, at NE 10
1982—at NE 30, Buffalo 19
(1-2-83)
(Points—Buffalo 986, Patriots 892)

PATRIOTS 2, CHICAGO 1

1973—NE 13, at Chicago 10
1979—NE 27, at Chicago 7
1982—at Chicago 26, NE 13
(Points—Patriots 53, Chicago 43)

PATRIOTS 4, CINCINNATI 3

1968—at NE 33, Cincinnati 14
1969—NE 25, at Cincinnati 14
1970—at Cincinnati 45, NE 7
1972—Cincinnati 31, at NE 7
1975—at Cincinnati 27, NE 10
1978—NE 10, at Cincinnati 3
1979—NE 20, at Cincinnati 14
(Points—Cincinnati 138, Patriots 92)

CLEVELAND 4, PATRIOTS 1

1971—at Cleveland 27, NE 7
1974—Cleveland 21, at NE 14
1977—at Cleveland 30, NE 27, (OT)
1980—at NE 34, Cleveland 17
1982—at Cleveland 10, NE 7
(Points—Cleveland 105, Patriots 72)

DALLAS 4, PATRIOTS 0

1971—at Dallas 44, NE 21
1975—Dallas 34, at NE 31
1978—at Dallas 17, NE 10
1981—Dallas 35, at NE 21
(Points—Dallas 130, Patriots 83)

PATRIOTS 12, DENVER 10

1960—Denver 13, at NE 10
at Denver 31, NE 24
1961—at NE 45, Denver 17
NE 28, at Denver 24
1962—at NE 41, Denver 16
NE 33, at Denver 29
1963—at Denver 14, NE 10
at NE 40, Denver 21
1964—NE 39, at Denver 10
at NE 12, Denver 7
1965—Denver 27, at NE 10
NE 28, at Denver 20
1966—NE 24, at Denver 10
Denver 17, at NE 10
1967—at Denver 26, NE 21
1968—NE 20, at Denver 17
Denver 35, at NE 14
1969—at Denver 35, NE 7
1972—at Denver 45, NE 21
1976—at NE 38, Denver 14
1979—at Denver 45, NE 10
1980—at NE 23, Denver 14
(Points—Patriots 508, Denver 487)

DETROIT 2, PATRIOTS 1

1971—Detroit 34, at NE 7
 1976—at Detroit 30, NE 10
 1979—at NE 24, Detroit 17
(Points-Detroit 81, Patriots 41)

PATRIOTS 1, GREEN BAY 1

1973—at NE 33, Green Bay 24
 1979—at Green Bay 27, NE 14
(Points-Green Bay 51, Patriots 47)

PATRIOTS 14, HOUSTON 12, (1 tie)

1960—Houston 24, at NE 10
 at Houston 37, NE 21
 1961—at NE 31, Houston 31
 at Houston 27, NE 15
 1962—at NE 34, Houston 21
 at Houston 21, NE 17
 1963—at NE 45, Houston 3
 NE 46, at Houston 28
 1964—at NE 25, Houston 24
 NE 34, at Houston 17
 1965—at Houston 31, NE 10
 at NE 42, Houston 14
 1966—at NE 27, Houston 21
 NE 38, at Houston 14
 1967—at NE 18, Houston 7
 at Houston 27, NE 6
 1968—Houston 16, at NE 0
 at Houston 45, NE 17
 1969—at NE 24, Houston 0
 at Houston 27, NE 23
 1971—at NE 28, Houston 20
 1973—NE 32, at Houston 0
 1975—Houston 7, at NE 0
 1978—Houston 26, at NE 23
 1980—at Houston 38, NE 34
 1981—at NE 38, Houston 10
 1982—at NE 29, Houston 21
(Points-Patriots 667, Houston 565)

KANSAS CITY 11, PATS 7 (3 ties)

1960—at NE 42, Kansas City 14
 at Kansas City 34, NE 0
 1961—NE 18, at Kansas City 17
 at NE 28, Kansas City 21
 1962—at Kansas City 42, NE 28
 Kansas City 27, at NE 7
 1963—at NE 24, Kansas City 24
 at Kansas City 35, NE 3
 1964—at NE 24, Kansas City 7
 NE 31, at Kansas City 24
 1965—at Kansas City 27, NE 17
 at NE 10, Kansas City 10
 1966—Kansas City 43, at NE 24
 NE 27, at Kansas City 27
 1967—Kansas City 33, at NE 10
 1968—at Kansas City 31, NE 17
 1969—Kansas City 31, at NE 0
 1970—at Kansas City 23, NE 10
 1973—Kansas City 10, at NE 7
 1977—at NE 21, Kansas City 17
 1981—at NE 33, Kansas City 17
(Points-Kansas City 514, Patriots 381)

PATS 11, LA RAIDERS 10 (1 Tie)

1960—At San Francisco 27, NE 14
 at NE 34, Oakland 28
 1961—at NE 20, Oakland 17
 NE 35, at San Francisco 21
 1962—at NE 26, Oakland 16
 at Oakland 20, NE 0
 1963—NE 20, at Oakland 14
 at NE 20, Oakland 14

1964—NE 17, at Oakland 14
 at NE 43, Oakland 43
 1965—Oakland 24, at NE 10
 at Oakland 30, NE 21
 1966—at NE 24, Oakland 21
 1967—at Oakland 35, NE 7
 Oakland 48, at NE 14
 1968—at Oakland 41, NE 10
 1969—Oakland 38, at NE 23
 1971—at NE 20, Oakland 6
 1974—at Oakland 41, NE 26
 1976—at NE 48, Oakland 17
 1978—NE 21, at Oakland 14
 1981—at Oakland 27, NE 17
(Points-Oakland 556, Patriots 470)

PATRIOTS 1, LA RAMS 1

1974—at NE 20, Los Angeles 14
 1980—Los Angeles 17, at NE 14
(Points-Patriots 34, Los Angeles 31)

MIAMI 20, PATRIOTS 12

1966—NE 20, at Miami 14
 1967—at NE 41, Miami 10
 at Miami 41, NE 32
 1968—Miami 34, at NE 10
 at Miami 38, NE 7
 1969—Miami 17, at NE 16
 NE 38, Miami 23 (at Tampa)
 1970—at NE 27, Miami 14
 at Miami 37, NE 20
 1971—at Miami 41, NE 3
 at NE 34, Miami 13
 1972—at Miami 52, NE 0
 Miami 37, at NE 21
 1973—at Miami 44, NE 23
 Miami 30, at NE 14
 1974—at NE 34, Miami 24
 at Miami 34, NE 27
 1975—Miami 22, at NE 14
 at Miami 20, NE 7
 1976—at NE 30, Miami 14
 at Miami 10, NE 3
 1977—at Miami 17, NE 5
 at NE 14, Miami 10
 1978—at NE 33, Miami 24
 at Miami 23, NE 3
 1979—at NE 28, Miami 13
 at Miami 39, NE 24
 1980—at NE 34, Miami 0
 at Miami 16, NE 13 (OT)
 1981—Miami 30, at NE 27 (OT)
 at Miami 24, NE 14
 1982—at NE 3, Miami 0
(Points-Miami 765, Patriots 619)

PATRIOTS 2, MINNESOTA 1

1970—Minnesota 35, at NE 14
 1974—NE 17, at Minnesota 14
 1979—at NE 27, Minnesota 23
(Points-Minnesota 72, Patriots 58)

PATRIOTS 3, NEW ORLEANS 0

1972—NE 17, at New Orleans 10
 1976—at NE 27, New Orleans 6
 1980—NE 38, at New Orleans 27
(Points-Patriots 82, New Orleans 43)

PATS 1, N.Y. GIANTS 1

1970—Giants 16, at NE 0
 1974—NE 28, at NY Giants 20
(Points-NY Giants 36, Patriots 28)

N.Y. JETS 27, PATS 17, (1 tie)

1960—NE 28, at New York 24
at NE 38, New York 21
1961—New York 21, at NE 20
at New York 37, NE 30
1962—NE 43, at New York 14
at NE 24, New York 17
1963—at NE 38, New York 14
at New York 31, NE 24
1964—at NE 26, New York 10
at New York 35, NE 14
1965—New York 30, at NE 20
NE 27, at New York 23
1966—at NE 24, New York 24
at New York 38, NE 28
1967—at New York 30, NE 23
New York 29, at NE 24
1968—New York 47, NE 31
(at Birmingham)
at New York 48, NE 14
1969—New York 23, at NE 14
at New York 23, NE 17
1970—New York 31, at NE 21
at New York 17, NE 3
1971—at NE 20, New York 0
at New York 13, NE 6
1972—New York 41, at NE 13
at New York 34, NE 10
1973—New York 9, at NE 7
at New York 33, NE 13
1974—NE 24, at New York 0
New York 21, at NE 16
1975—at New York 36, NE 7
New York 30, at NE 28
1976—at NE 41, New York 7
NE 38, at New York 24
1977—at New York 30, NE 27
at NE 24, New York 13
1978—at NE 55, New York 21
NE 19, at New York 17
1979—at NE 56, New York 3
at New York 27, NE 26
1980—NE 21, at New York 11
at NE 34, New York 21
1981—at New York 28, NE 24
New York 17, at NE 6
1982—New York 31, at NE 7
(Points—N.Y. Jets 1055, Patriots 1053)

PATRIOTS 2, PHILADELPHIA 2

1973—at Philadelphia 24, NE 23
1977—at NE 14, Philadelphia 6
1978—at NE 24, Philadelphia 14
1981—at Philadelphia 13, NE 3
(Points—Patriots 64, Philadelphia 57)

PITTSBURGH 5, PATRIOTS 1

1972—at Pittsburgh 33, NE 3
1974—Pittsburgh 21, at NE 17
1976—NE 30, at Pittsburgh 27
1979—Pittsburgh 16, at NE 13 (OT)
1981—at Pittsburgh 27, Patriots 21 (OT)
1982—at Pittsburgh 37, NE 14
(Points—Pittsburgh 161, Patriots 98)

ST. LOUIS 3, PATRIOTS 1

1970—at St. Louis 31, NE 0
1975—at St. Louis 24, NE 17
1978—NE 16, at St. Louis 6
1981—St. Louis 27, at NE 20
(Points—St. Louis 88, Patriots 53)

PATRIOTS 12, SAN DIEGO 11 (2 ties)

1960—NE 35, at Los Angeles 0
Los Angeles 45, at NE 16
1961—San Diego 38, at NE 27
NE 41, at San Diego 0
1962—at NE 24, San Diego 20
NE 20, at San Diego 14
1963—at San Diego 17, NE 13
San Diego 7, at NE 6
1964—NE 33, at San Diego 28
San Diego 26, at NE 17
1965—at NE 10, San Diego 10
NE 22, at San Diego 6
1966—at San Diego 24, NE 0
at NE 35, San Diego 17
1967—at San Diego 28, NE 14
NE 31, at San Diego 31
1968—San Diego 27, at NE 17
1969—San Diego 13, at NE 10
at San Diego 28, NE 18
1970—San Diego 16, at NE 14
1973—at NE 30, San Diego 14
1975—NE 33, at San Diego 19
1977—NE 24, at San Diego 20
1978—at NE 28, San Diego 23
1979—at NE 27, San Diego 21
(Points—Patriots 545, San Diego 492)

SAN FRANCISCO 2, PATRIOTS 1

1971—at San Francisco 27, NE 10
1975—at NE 24, San Francisco 16
1980—at San Francisco 21, NE 17
(Points—San Francisco 64, Pats 51)

PATRIOTS 3, SEATTLE 0

1977—at NE 31, Seattle 0
1980—NE 37, at Seattle 31
1982—NE 16, at Seattle 0
(Points—Patriots 84, Seattle 31)

PATRIOTS 1, TAMPA BAY 0

1976—NE 31, at Tampa Bay 14
(Points—Patriots 31, Tampa Bay 14)

WASHINGTON 2, PATRIOTS 1

1972—at NE 24, Washington 23
1978—Washington 16, at NE 14
1981—at Washington 24, NE 22
(Points—Washington 63, Patriots 60)

FOR THE RECORD...

There are 23 players in the club's history who have played in 100 or more games as a Patriot. Topping the list with 159 games is OT Tom Neville (1965-77). Among the active squad, DE Julius Adams has played the most games (148).

REGULAR SEASON SERIES STANDINGS

Team	W	L	T	Pct.	PF	PA
Atlanta	2	1	0	.667	58	67
Baltimore	12	13	0	.480	568	515
Buffalo	22	23	1	.489	986	892
Chicago	2	1	0	.667	53	43
Cincinnati	4	3	0	.571	112	148
Cleveland	1	4	0	.200	72	105
Dallas	0	4	0	.000	83	130
Denver	12	10	0	.545	508	487
Detroit	1	2	0	.333	41	81
Green Bay	1	1	0	.500	47	51
Houston	14	12	1	.537	667	565
Kansas City	7	11	3	.425	381	514
Los Angeles	1	1	0	.500	34	31
Miami	12	20	0	.375	619	765
Minnesota	2	1	0	.670	58	72
New Orleans	3	0	0	1.000	82	42
New York Giants	1	1	0	.500	28	36
New York Jets	17	27	1	.389	1053	1055
Oakland	11	10	1	.523	470	556
Philadelphia	2	2	0	.500	64	57
Pittsburgh	1	5	0	.166	98	161
St. Louis	1	3	0	.250	53	88
San Diego	12	11	2	.530	548	495
San Francisco	1	2	0	.333	51	60
Seattle	3	0	0	1.000	84	31
Tampa Bay	1	0	0	1.000	31	14
Washington	1	2	0	.333	60	63
PATRIOTS TOTALS	146	170	9	.463	6927	7161

ATTENDANCE — REGULAR SEASON

Year	Home Games	Att.	Away Games	Att.	Total
1960	7	118,260	7	110,316	228,576
1961	7	115,610	7	129,984	245,594
1962	7	150,626	7	170,983	321,609
1963	7	169,870	7	143,936	313,806
1964	7	199,652	7	175,246	374,898
1965	7	143,098	7	245,485	388,583
1966	7	190,138	7	240,668	430,806
1967(a)	6	138,861	8	287,279	426,140
1968(a)	6	127,267	8	318,396	445,663
1969	7	149,412	7	284,587	433,999
1970	7	245,537	7	361,842	607,379
1971	7	411,109	7	383,143	794,252
1972	7	526,993	7	402,159	829,152
1973	7	410,443	7	416,805	827,248
1974	7	420,903	7	411,595	832,498
1975	7	411,490	7	379,112	790,602
1976	7	378,994	7	387,432	766,426
1977	7	415,959	7	399,419	815,378
1978	8	478,978	8	455,679	934,657
1979	8	478,987	8	502,492	981,479
1980	8	458,283	8	442,001	900,284
1981	8	414,741	8	413,073	827,814
1982	4	149,188	5	231,781	380,969
Totals	160	6,604,399	165	7,833,409	13,97,808

POST SEASON GAMES

1963	—	—	2	64,314	64,314
1976	—	—	1	54,037	54,037
1978	1	61,297	—	—	61,297
1982 (1-2-83)	—	—	1	68,842	68,842
Totals	1	61,297	4	187,193	248,490
Grand Totals	161	6,665,696	169	8,020,602	14,146,698

(a) One home game rescheduled and played away from home.

BRYANT COLLEGE



Since 1976, the Patriots have conducted summer practice sessions at Bryant College in Smithfield, Rhode Island. Situated on a beautiful 290 acre campus located 12 miles northwest of Providence, Bryant offers undergraduate degrees in Business Administration and Criminal Justice as well as Graduate Programs in Business Administration. Bryant's enrollment includes over 5,000 students attending both day and evening programs while more than 2,500 of the students reside on campus.

Bryant has a 119 year-old tradition of excellence in business education and relocated from a Providence campus in 1971. Since that time, the campus has expanded to accommodate an ever increasing student enrollment. The focal point of the campus is the award-winning Unistructure (pictured above) that houses faculty, administrative and student activities offices as well as all classrooms, a swimming pool, bank, U.S. Post Office, bookstore, dining facilities and the Patriots' summer offices. In 1981, a newly completed Multipurpose Activities Center (MAC) was opened and adjoins the original physical education building. These structures provide the Patriots expansive areas for their locker rooms, athletic training staff, equipment storage and issuance and the team's strength and conditioning center.

Since moving their summer training site to Bryant, the Patriots have amassed a 57-34 regular season record (62.6%), indicative of the fine preseason training facilities offered at the Smithfield campus.

NFL TEAM TELEPHONE NUMBERS

Atlanta	404/588-1111	Minnesota	612/828-6500
Baltimore	301/356-9600	New England	617/543-7911
Buffalo	716/648-1800	New Orleans	504/587-3034
Chicago	312/295-6600	N.Y. Giants	201/935-8111
Cincinnati	513/621-3550	N.Y. Jets	212/421-6600
Cleveland	216/234-3838	Oakland	213/322-3451
Dallas	214/369-8000	Philadelphia	215/463-2500
Denver	303/296-1982	Pittsburgh	412/323-1200
Detroit	313/335-4131	St. Louis	314/421-0777
Green Bay	414/494-2351	San Diego	619/280-2111
Houston	713/797-9111	San Francisco	415/365-3420
Kansas City	816/924-9300	Seattle	206/827-9777
Los Angeles	714/535-7267	Tampa Bay	813/870-2700
Miami	305/576-1000	Washington	703/471-9100

1982 STATISTICS

	Patriots	Opponent
TOTAL FIRST DOWNS	146	185
Rushing	74	87
Passing	63	88
Penalty	9	10
3rd Down: Made/Att.	37/109	47/122
4th Down: Made/Att.	4/7	5/8
TOTAL NET YARDS	2633	2808
Avg. Per Game	292.6	312.0
Total Plays	526	602
Avg. Per Play	5.01	4.66
NET YARDS RUSHING	1347	1289
Avg. Per Game	149.7	143.2
Total Rushes	324	315
NET YARDS PASSING	1286	1519
Avg. Per Game	142.9	168.8
Tackled/Yards Lost	15/134	20/172
Gross Yards	1420	1691
Attempts/Completions	187/93	267/142
Pct. of Completions	49.7	53.2
Had Intercepted	9	12
PUNTS/AVERAGE	49/43.7	43/39.7
NET PUNTING AVG.	37.7	33.7
PENALTIES/YARDS	53/412	39/290
FUMBLES/BALL LOST	16/8	19/11
TOUCHDOWNS	17	18
Rushing	3	9
Passing	12	9
Returns	2	0

SCORE BY PERIODS

	1	2	3	4	OT	Total
PATRIOTS	23	33	37	50	—	143
Opponents	34	49	13	61	—	157

SCORING

	TDR	TDP	TDRt	PAT	FG	SAF	TP
Smith, J.				6-7	5-8		21
Collins	1	2					18
Morgan		3					18
Toler		2					12
Miller				4-4	2-3		10
Robinson				5-5	1-2		8
Bradshaw		1					6
Brown		1					6
Dawson		1					6
Grogan/Hasselbeck	1/0	0/1					6/6
Sanford/R. Smith			1/1				6/6
v. Eegh/Weathrs ..	0/1	1/0					6/6
Crump				0		1	2
Team				0-1		0	0
PATRIOTS TOTAL ..	3	12	2	15-18	8-13	1	143
Opp. Total	9	9	0	17-18	10-15	1	157

FIELD GOALS

	1-19	20-29	30-39	40-49	50+	Total
Smith, J.	0-1	2-2	2-2	1-3		5-8
Miller/Robinson		3-3	0-2			3-5
Patriots Total	0-1	5-5	2-4	1-3		8-13
Opp. Total		4-4	2-3	4-5	0-3	10-15

FIELD GOALS: Robinson (24) (-) (3)
 Miller (23,25) (36b)
 Smith (18,33) (21,41b,37, 48w,23) (-) (42)
 Underlined GOOD, b=blocked, w=wide

PASSING

	Att.	Comp.	Yds.	Pct.	TD	Int.	LG	Lost/Att.
Grogan	122	66	930	54.1	7	4	62t	8/48
Cavanaugh	60	27	490	45.0	5	5	75t	7/86
Flick	5	0	0	0.0	0	0	—	0/0
Patriots Total ...	187	93	1420	49.7	12	9	75t	15/134
Opp. Total	267	142	1691	53.2	9	12	46t	20/172

RUSHING

	No.	Yds.	Avg.	LG	TD
Collins	164	632	3.9	54	1
van Eeghen	82	386	4.7	17	0
Tatupu	30	168	5.6	26	0
Weathers	24	83	3.5	18	1
Grogan	9	42	4.7	19	0
Cunningham	9	21	2.3	4	0
Ferguson (IR)	1	5	5.0	5	0
Toler	1	4	4.0	4	0
Cavanaugh	2	3	1.5	3	0
Morgan	2	3	1.5	3	0
Patriots Total ...	324	1347	4.2	54	3
Opp. Total	315	1289	4.1	48	9

RECEIVING

	No.	Yds.	Avg.	LG	TD
Morgan	28	584	20.9	75t	3
Collins	19	187	9.8	33	2
Hasselbeck	15	158	10.5	41	1
Dawson	13	160	12.3	26	1
Bradshaw	6	111	18.5	48	1
Brown	4	114	28.5	41	1
Weathers	3	24	8.0	22	0
Toler	2	63	31.5	33t	2
van Eeghen	2	14	7.0	9	1
Jones	1	5	5.0	5	0
Patriots Total ...	93	1420	15.3	75t	12
Opp. Total	142	1691	11.9	46t	9

INTERCEPTIONS

	No.	Yds.	Avg.	LG	TD
Haynes	4	26	6.5	26	0
James	3	12	4.0	12	0
Sanford	2	105	52.5	99t	1
Blackmon	2	7	3.5	7	0
Clayborn	1	26	26.0	26	0
Patriots Total ...	12	176	14.7	99t	1
Opp. Total	9	100	11.1	44	0

PUNTING

	No.	Yds.	Avg.	TB	In 20	LG	Blk.
Camarillo	49	2140	43.7	5	10	76	0
Patriots Total ...	49	2140	43.7	5	10	76	0
Opp. Total	43	1709	39.7	6	12	81	0

PUNT RETURNS

	No.	FC	Yds.	Avg.	LG	TD
Smith, R.	16	8	139	8.7	19	0
Patriots Total ...	16	8	139	8.7	19	0
Opp. Total	26	9	191	7.3	21	0

KICKOFF RETURNS

	No.	Yds.	Avg.	LG	TD
Smith, R.	24	567	23.6	98t	1
Taylor (wv)	2	46	23.0	27	0
Dombroski	1	19	19.0	19	0
Lee	1	14	14.0	14	0
Patriots Total ...	28	646	23.1	98	1
Opp. Total	32	614	19.2	46	1

1982 DEFENSIVE STATISTICS

FINAL 1982 REGULAR SEASON DEFENSIVE STATISTICS FROM COACHES' FILMS

(Initial Hits-Assists-Tackles)
(Includes Special Teams Tackles)

Nelson	45-85-130	Williams	11-24-35	Golden	3-6-9
Weishuhn	48-75-123	Dombroski	17-13-30	Henson	1-6-7
Blackmon	30-47-77	Tippett	10-18-28	Owens	2-2-4
Sims	26-46-72	Zamberlin	8-12-20	Cowan	1-3-4
McGrew	24-48-72	Lee	9-10-19	Spears	1-3-4
Haynes	34-18-52	Crump	4- 9-13	Wheeler	1-2-3
Sanford	23-28-51	Tatupu	8- 4-12	Ferguson (IR)	2-0-2
Adams	11-34-45	Marion	7- 4-11	Toler	1-1-2
Clayborn	26-16-42	Ingram	3- 7-10	Miller (WV)	1-0-1
James (IR)	23-14-37	Smith, R.	6- 3- 9	Smith, J.	1-0-1

INTERCEPTIONS: Haynes 4; James (IR) 3; Blackmon 2; Sanford 2; Clayborn 1; TOTAL: 12.

SACKS: Blackmon 4½ for -41 yds.; Sims 4½ for -32; Adams 2½ for -20; James (IR) 2 for -15; Weishuhn 1½ for -16; Williams 1½ for -14; McGrew 1½ for -10; Crump 1 for -20; Zamberlin 1 for -4; TOTAL: 20 for -172 yds.

QB PRESSURES: Sims 13; Blackmon 9; Adams 8; McGrew 8; Tippett 5; Owens 4; Williams 4; James (IR) 3; Nelson 3; Crump 2; Henson 1; Ingram 1; Weishuhn 1; TOTAL: 62.

BLOCKED FG'S: Adams 1; Williams 1; TOTAL: 2.

PASS DEFLECTIONS: Clayborn 11; Haynes 9; James (IR) 3; Weishuhn 3; Blackmon 2; Marion 2; Sanford 2; Adams 1; Dombroski 1; Henson 1; McGrew 1; Nelson 1; Sims 1; Smith, R. 1; Williams 1; Zamberlin 1; TOTAL: 41.

FUMBLE RECOVERIES: Blackmon 2; Clayborn 1; Marion 1; Owens 1; Sanford 1; Tippett 1; Weishuhn 1; Williams 1; Adams 1; Dombroski 1; TOTAL: 11.

CAUSED FUMBLE: Haynes 2; Nelson 2; Williams 2; Adams 1; Blackmon 1; Clayborn 1; Henson 1; McGrew 1; Sims 1; TOTAL: 13.

RECORDS SET IN 1982

INDIVIDUAL

Most Rushing Attempts Career, 1,385, Sam Cunningham (extended his own record)
 Most Rushing Yards, Career, 5,453, Sam Cunningham (extended his own record)
 Most Pass Completions, Career, 1,189, Steve Grogan, 1975-82 (1,140, Babe Parilli, 1961-67)
 Most Passing Yards, Career, 17,415, Steve Grogan, 1975-82 (16,747, Babe Parilli, 1961-67)
 Best Passing Percentage, Career, 51.47, Steve Grogan, 1975-82 (1,189 of 2,310) (improved his own record of 51.32)
 Fewest Interceptions, Season (100 min.), 4, Steve Grogan, 1982 (122 att.) (8, Babe Parilli, 1962, 198 att.)
 Most Interceptions, Career, 144, Steve Grogan, 1975-82 (increased his own record of 140)
 Best Average Gain per Reception, Career (150 min.), 22.5, Stanley Morgan, 1977-82 (22.8 Stanley Morgan, 1977-81)
 Longest Interception Return, 99t, Rick Sanford at Chicago, 12-5-82 (98t, Bob Suci vs. Houston, 1968)
 Highest Average per Punt, Season (Qualifiers), 43.7, Rich Camarillo, 1982 (Improved his own record of 41.7, 1981)

TEAM

NOTE: Since the NFLPA strike shortened the regular season to only nine games, those records for lowest total in a season, or fewest total, are not included in this list.

Most TDs on KO Returns, Game, 1 (TIED) (nine times)
 Fewest Points Allowed, Game, 0 (TIED) (nine times)
 (3-0 vs. Miami, 12-12-82, 16-0 at Seattle 12-19)
 Fewest Total Net Yards, Game, 57 (80, at NY Jets, 11-20-70)
 (vs. NY Jets, 9-19-82)
 Fewest Net Yards Passing, Game, -4 (16, vs. Miami, 12-8-68)
 (vs. NY Jets, 9-19-82)
 Total First Downs Allowed, Game, 30 (TIED) (30 by Minnesota, 12-16-79)
 (vs NY Jets, 9-19-82)
 First Downs Allowed, Rushing, Game, 20 (19, vs. NY Jets, 10-15-72)
 (vs. NY Jets, 9-19-82)

TOP GAME PERFORMANCES — 1982

INDIVIDUAL

Yards Rushing	161	Tony Collins vs. Houston (11-28), 32 carries
	137	Tony Collins at Baltimore (9-12), 21 carries
	103	Tony Collins at Seattle (12-19), 32 carries
	100	Mark van Eeghen vs. Miami (12-12), 22 carries
Rushing Attempts	32	Tony Collins, twice, vs. Houston (11-28) and at Seattle (12-19).
TDs Rushing	1	Robert Weathers at Baltimore (9-12) Steve Grogan at Chicago (12-5) Tony Collins vs. Buffalo (1-2-83)
Yards Passing	260	Steve Grogan vs Buffalo (1-2-83), 20 of 34, 3 TDs, 1 int.
	231	Steve Grogan at Chicago (12-5), 13 of 28, 0 TDs, 2 int.
Passing Attempts	34	Steve Grogan vs. Buffalo (1-2-83)
Passes Completed	20	Steve Grogan vs. Buffalo (1-2-83)
TD Passes	3	Steve Grogan, twice, vs. Houston (11-28) and vs. Buffalo (1-2-83)
Yards Receiving	141	Stanley Morgan vs. Buffalo (1-2-83), 7 receptions
	130	Stanley Morgan at Chicago (12-5), 7 receptions
	127	Stanley Morgan at Pittsburgh (12-26), 4 receptions
Receptions	7	Stanley Morgan, twice at Chicago (12-5) and vs. Buffalo (1-2-83) Don Hasselbeck at Miami (1-8) (playoff game)
TDs Receiving	2	Stanley Morgan vs. Houston (11-28), from Grogan
Longest Reception	75t*	Stanley Morgan from Matt Cavanaugh at Pittsburgh (12-26)
Field Goals	3	John Smith at Seattle (12-19)
Longest Punt	76*	Rich Camarillo vs. NY Jets (9-19)
Longest KO Return	98t**	Ricky Smith vs. NY Jets (9-19)
Longest Punt Return	19	Ricky Smith at Cleveland (11-21)
Longest Int. Return	99t**	Rick Sanford at Chicago, (12-5)

**Longest of the year in the NFL

*Longest of the year in the AFC

TEAM

Yards Rushing	249	at Seattle (12-19), 60 carries
Rushing Attempts	60	at Seattle (12-19) 249 yards
TDs Rushing	1	at Baltimore (9-12)
	1	at Chicago (12-5)
	1	vs. Buffalo (1-2-83)
Yards Passing	283	at Pittsburgh (12-26), 18 of 40, 2 TDs, 1 int.
Passing Attempts	40	at Pittsburgh (12-26)
Passes Completed	20	vs. Buffalo (1-2-83)
TD Passes	3	twice, vs. Houston (11-28) and vs. Buffalo (1-2-83)
Total First Downs	29	vs. Buffalo (1-2-83)
Third Down Efficiency	67%	(10/15), vs. Houston (11-28)

FOR THE RECORD...

The Patriots have scored in 114 consecutive regular season games through the conclusion of the 1982 season. The last team to shutout the Patriots was the Houston Oilers when they blanked the Patriots, 7-0, in the 1975 season opener. (September 21st at Schaefer Stadium).

FINAL NFL STANDINGS

AFC

Eastern Division

	W	L	T	Pct.	Pts.	Opp
*Miami	7	2	0	.778	198	131
*NY Jets	6	3	0	.667	245	166
*New England	5	4	0	.556	143	157
Buffalo	4	5	0	.444	150	154
Baltimore	0	8	1	.056	113	246

Central Division

	W	L	T	Pct.	Pts.	Opp
*Cincinnati	7	2	0	.778	232	177
*Pittsburgh	6	3	0	.667	204	146
*Cleveland	4	5	0	.444	140	182
Houston	1	8	0	.111	136	145

Western Division

	W	L	T	Pct.	Pts.	Opp
*LA Raiders	8	1	0	.889	260	200
*San Diego	6	3	0	.667	288	221
Seattle	4	5	0	.444	127	147
Kansas City	4	5	0	.444	176	184
Denver	2	7	0	.222	148	226

NFC

Eastern Division

	W	L	T	Pct.	Pts.	Opp
*Washington	8	1	0	.889	190	128
*Dallas	6	3	0	.667	226	145
*St. Louis	5	4	0	.556	135	170
NY Giants	4	5	0	.444	164	160
Philadelphia	3	6	0	.333	191	195

Central Division

	W	L	T	Pct.	Pts.	Opp
*Green Bay	5	3	1	.611	226	169
*Minnesota	5	4	0	.556	187	198
*Tampa Bay	5	4	0	.556	158	178
Detroit	4	5	0	.444	181	176
Chicago	3	6	0	.333	141	174

Western Division

	W	L	T	Pct.	Pts.	Opp
*Atlanta	5	4	0	.556	183	199
New Orleans	4	5	0	.444	129	160
San Francisco	3	6	0	.222	200	250
LA Rams	2	7	0	.222	200	250

*Clinched playoffs

PLAYOFF RESULTS

AFC

FIRST ROUND:

MIAMI 28, New England 13
LA RAIDERS 27, Cleveland 10
NY Jets 44, CINCINNATI 17
San Diego 31, PITTS. 28
NY Jets 17, LA RAIDERS 14
MIAMI 34, San Diego 13
MIAMI 14, NY Jets 0

SECOND ROUND:

CHAMPIONSHIP GAMES:

SUPER BOWL at Rose Bowl, Pasadena, Ca. (1-30-83): Washington 27, Miami 17
PRO BOWL at Hula Bowl, Honolulu, Hi. (2-6-83): NFC 20, AFC 19

NOTE: HOME TEAM LISTED IN CAPS

NFC

WASHINGTON 31, Detroit 7
GREEN BAY 41, St. Louis 16
MINNESOTA 30, Atlanta 24
DALLAS 30, Tampa Bay 17
WASH. 21, Minnesota 17
DALLAS 37, Green Bay 26
WASH. 31, Dallas 17



LB Steve Nelson, the Patriots defensive co-captain, has led the Patriots to playoff appearances in 1976, 1978 and 1982.

LAST TIME IT HAPPENED

OVERTIME GAME:

Miami 30, Patriots 27 at Foxboro 11-8-81
Pittsburgh 27, Patriots 21 at Pittsburgh 9-27-81

SHUTOUT:

By Patriots: Patriots 3, Miami 0 at Foxboro 12-12-82
and Patriots 16, Seattle 0 at Seattle 12-19-82
By Opponent: Houston 7, Patriots 0 at Foxboro 9-21-75

KICKOFF RETURN FOR TD:

By Patriots: Ricky Smith vs. NY Jets 9-19-82 (98 yards)
By Opponent: Joe Washington, Baltimore, 9-18-78 (90 yards)

PUNT RETURN FOR TD:

By Patriots: Roland James vs NY Jets, 11-2-80 (75 yards)
By Opponent: Mike Nelms at Washington, 10-25-81 (75 yards)

INTERCEPTION FOR TD:

By Patriots: Rick Sanford at Chicago 12-5-82 (99 yards)
By Opponent: Darrol Ray, N.Y. Jets at New York, 10-11-81 (43 yards)

FUMBLE RETURN FOR TD:

By Patriot: Rick Sanford (22 yards) and Allan Clark (15 yards) vs. Baltimore, 11-23-80
By Opponent: Mike Kozlowski, at Miami 12-6-81 (25 yards)

BLOCKED PUNT RETURNED FOR TD:

By Patriot: Rick Sanford vs. Baltimore, 11-18-79 (8 yards)
By Opponent: Bob Nairne at Denver, 11-11-79 (22 yards)

FAKE FIELD GOAL ATTEMPT:

By Patriots: at Buffalo 11-22-81 (Cavanaugh to Hasselbeck pass incomplete)
By Opposition: Houston at Foxboro 11-12-78 (Pastorini pitchout to Carpenter, 18-yard gain)

100-YARD RUSHING GAME:

By Patriots: Tony Collins at Seattle 12-19-82 (103 yards)
By Opponent: Joe Cribbs, Buffalo 1-2-83 (104 yards)

100-YARD RECEIVING GAME:

By Patriots: Stanley Morgan vs. Buffalo, 1-2-83 (141 yards)
By Opponent: Frank Lewis, Buffalo, 1-2-83 (113 yards)

300-YARD PASSING GAME:

By Patriots: Steve Grogan vs. Miami 11-8-81 (355 yards)
By Opponent: Archie Manning, New Orleans 12-21-80 (367 yards)

4 TDs PASSING:

By Patriots: Steve Grogan vs. NY Jets 10-29-78
By Opponent: Joe Ferguson, Buffalo 11-23-75

4 FGs GAME:

By Patriots: John Smith at San Diego 11-9-75
By Opponent: Rafael Septien, Dalls 9-21-81



WR Stanley Morgan needs just 133 reception yards in 1983 to become the Patriots all-time reception yardage leader.

1982 GAME BY GAME

NOTE: Due to the 57-day NFLPA strike, the National Football League was forced to cancel seven weekends of regular season action and makeup one weekend of games. The Patriots missed home games against Seattle (9-26), Cincinnati (10-10), St. Louis (10-24) and Baltimore (11-7) and road games at Buffalo (10-3), Miami (10-17) and the NY Jets (10-31). The makeup game against Buffalo, originally scheduled for Schaefer Stadium on November 14, was re-scheduled and played on January 2, 1983.

Patriots 24, Baltimore 13

Baltimore, Sept. 12 — Tony Collins rushing effort and strong defensive play by the Patriots enabled the Patriots to win their season opener against division rival Baltimore for their first road win in nine games. Collings had the best rushing day in the NFL, rushing 21 times for 137 yards, and added a TD on a 15 yard pass from Matt Cavanaugh. The defense turned in three interceptions, one each by CBs Mike Haynes and Ray Clayborn and LB Don Blackmon, and a fumble recovery that led to two Patriot TDs. Although the Colts got on the board first with a 49-yard FG by Mike Wood, the Patriots knotted the score at 3-3 with a 24-yard FG by Rex Robinson before Collins started to run wild. The win was the first for new Patriot head coach and marked the 11th time in as many seasons as a college or pro head coach that Meyer's team won their season opener. Not only did the Patriots win their first game on the road since the season finale of 1980, they also gained their first division win after finishing 0-8 in division play in 1981.

Patriots	3	7	7	7	24
Baltimore	3	7	3	0	13

BALT—Wood FG 49
 NE—Robinson FG 24
 BALT—Pagel run (Wood kick)
 NE—Collins 15 pass from Cavanaugh
 (Robinson kick)
 BALT—Wood FG 30
 NE—Toler 30 pass from Cavanaugh
 (Robinson kick)
 NE—Weathers 1 run (Robinson kick)

	NE	BALT
First Downs	15	22
Rushes-Yards	44-227	35-131
Passing Yards	103	221
Total Yards	330	352
Had QB sacked	0-0	2-18
Passes	16-7-1	46-20-3
Punts	8-42.4	5-42.4
Fumbles/Lost	0-0	2-1
Penalties/Yds.	12-87	2-10
A—40,574 paid 39,055 actual		
TV blackout in effect.		

INDIVIDUAL LEADERS

RUSHING— Patriots: Collins 21-137, Weathers 13-47-1, van Eeghen 6-23.

Baltimore: Dixon 8-47, McMillan 9-32, Dickey 8-23.

PASSING—Patriots: Cavanaugh 16-7-1, 103 yards, 2 TDs.

Baltimore: Schlichter 18-6-1, 103 yards; Pagel 15-7-1, 71 yards; Humm 13-7-1, 65 yards.

RECEIVING—Patriots: Collins 4-56-1 TD, Hasselbeck 2-17, Toler 1-30-1 TD.

Baltimore: Bouza 6-76, Dixon 4-60, McMillian 3-22.

NY Jets 31, Patriots 7

Foxboro, Sept. 19 — In a game that the Patriots would just as soon forget, the Jets handed the Patriots their worst defeat since a 45-10 thumping at Denver in 1979. The Jets stifled the Patriots offense, holding them to just 57 yards, an all-time club low. The biggest highlight of the game for the Patriots was a 98-yard kickoff return for a TD by rookie DB Ricky Smith. P. Rich Camarillo also excited the crowd with a 76 yard punt, the second longest in club history and the longest in the NFL since 1978. On defense, SS Roland James, rookie NT Lester Williams and LB Don Blackmon each had a QB sack while LB Steve Nelson figured in on 17 tackles.

New York	0	10	7	14	31
Patriots	0	0	7	0	7

NYJ—Leahy FG 30
 NYJ—Todd 7 run (Leahy kick)
 NYJ—Augustyniak 6 run (Leahy kick)
 NE—R. Smith 98 kickoff return
 (Robinson kick)
 NYJ—McNeil 1 run (Leahy kick)
 NYJ—Dierking 13 pass from Todd
 (Leahy kick)

	NYJ	NE
First Downs	30	5
Rushes-Yards	52-254	21-61
Passing Yards	142	-4
Total Yards	396	57
Had QB Sacked	3-23	6-68
Passes	27-17-0	17-6-3
Punts	4-43.8	8-47.8
Fumbles/Lost	3-2	0-0
Penalties/Yds.	6-65	5-63
A—53,926 paid, 53,515 actual		
TV blackout in effect.		

INDIVIDUAL LEADERS

RUSHING—New York: McNeil 19-106-1 TD, Augustyniak 12-53-1 TD, Harper 6-36.

Patriots: Collins 13-41, van Eeghen 5-21.

PASSING—New York: Todd 27-17-0, 165 yards, 1 TD.

Patriots: Cavanaugh 17-6-3, 64 yards.

RECEIVING—New York: Walker 6-64, McNeil 4-31, Augustyniak 2-20, Jones 2-20.

Patriots: Weathers 3-24, Morgan 2-31, Collins 1-9.

Cleveland 10, Patriots 7

Cleveland, Nov. 21 — Following a 57-day NFLPA strike, the Patriots resumed action on the road at Cleveland against the 1-1 Browns. On a rainy day and slippery turf, both teams slipped through three scoreless quarters before Brown QB Brian Sipe hit former Patriot WR Ricky Feacher with a 40-yard TD pass early in the final stanza. Feacher grabbed the pass and eluded two sliding Patriot defenders to race down the sideline for the score. The Patriots had the first opportunity to score, but Rex Robinson missed on a 33 yard FG attempt that sailed wide right in the third quarter. The Patriots only TD of the day came with under four minutes to play as Matt Cavanaugh heaved a 38-yard pass to Preston Brown who made a spectacular leaping catch over a Brown defender for the score. With 1:24 to play, the Patriots took over at their own 12 after a Steve Cox punt, and FB Mark van Eeghen lost the ball at the 20 on a contested fumble call. That fumble set up the game-winning FG of 24-yards by Matt Bahr on the game's final play. Van Eeghen, with 63 yards on 13 carries, became only the 19th back in NFL history to cross the 6,000 yard career rushing mark.

Patriots	0	0	0	7	7
Cleveland	0	0	0	10	10

CLEVE—Feacher 40 pass from Sipe
(Bahr kick)
NE—Brown 38 pass from Cavanaugh
(Robinson kick)
CLEVE—Bahr FG 24

	NE	CL
First Downs	13	19
Rushes-Yards	38-169	33-97
Passing Yards	96	128
Total Yards	265	225
Had QB Sacked	0-0	1-10
Passes	11-3-0	32-13-0
Punts	5-41.6	8-37.3
Fumbles/Lost	4-2	1-0
Penalties/Yds.	9-55	7-45
A—54,220 paid 47,281 actual		
TV blackout in effect.		

INDIVIDUAL LEADERS

RUSHING—Patriots: Collins 18-80, van Eeghen 13-63, Tatupu 2-13.

Cleveland: White 16-48, Pruitt 13-31, Sipe 4-18.

PASSING—Patriots: Cavanaugh 11-3-0, 96 yards, 1 TD.

Cleveland: Sipe 32-13-0, 138 yards, 1 TD.

RECEIVING—Patriots: Hasselbeck 1-41, Brown 1-38-1 TD, Morgan 1-17.

Cleveland: Feacher 4-78-1 TD, White 3-18, Logan 2-16.

Patriots 29, Houston 21

Foxboro, Nov. 28 — The Patriots big play offensive returned home to Foxboro as QB Steve Grogan replaced Matt Cavanaugh in the starting QB slot. Grogan, making his first appearance of the 1982 regular season and his first start since November 15, 1981, connected on 10 of 16 passes for 195 yards and 3 TDs, including a 62-yard TD toss to Stanley Morgan on the Patriots third offensive play. Grogan and Morgan also connected on a 24-yard on the Patriots third offensive play. Grogan and Morgan also connected on a 24-yard TD pass to give the Patriots a 14-7 edge and a lead they would never surrender. Morgan finished the day with 127 yards on five receptions, marking the 15th time in his six-year career that he had a 100-yard receiving game. While the offense cranked up a big 29-7 lead midway through the final quarter, the defense continually halted QB Archie Manning and the Oilers offense. Earl Campbell was limited to just 37 yards on 16 carries while Manning was sacked six times. The win was the second straight over the Oilers who had beaten the Patriots four straight times prior to their 1981 meeting in Foxboro.

Houston	7	0	0	14	21
Patriots	14	6	0	9	29

HOU—Campbell 1 run (Kempf kick)
NE—Morgan 62 pass from Grogan
(Miller kick)
NE—Morgan 24 pass from Grogan
(Miller kick)
NE—Miller FG 23
NE—Miller FG 25
NE—Crump safety, sacked Manning in end zone
NE—Collins 14 pass from Grogan
(Miller kick)
HOU—Casper 14 pass from Manning
(Kempf kick)
HOU—Renfro 8 pass from Manning
(Kempf kick)

	HOU	NE
First Downs	18	17
Rushes-Yards	21-71	42-190
Passing Yards	169	188
Total Yards	240	378
Had QB Sacked	6-62	2-7
Passes	33-19-1	16-10-0
Punts	4-33.2	3-45.7
Fumbles/Lost	3-2	3-3
Penalties/Yds.	3-20	8-50
A—34,053 paid 33,602 actual		
TV blackout in effect.		

INDIVIDUAL LEADERS

RUSHING—Houston: Campbell 16-37-1 TD, Manning 4-35.

Patriots: Collins 32-161, Cunningham 5-15, Weathers 1-9.

PASSING—Houston: Manning 33-19-1, 231 yards, 2 TDs.

Patriots: Grogan 16-10-0, 195 yards, 3 TDs.

RECEIVING—Houston: Casper 6-100-1 TD, Armstrong 5-25, Holston 2-40.

Patriots: Morgan 5-122, 2 TDs, Collins 2-16-1 TD, Dawson 1-26.

Chicago 26, Patriots 13

Chicago, Dec. 5 — Poor special teams play and an opportunistic Bear offense resulted in the Patriots losing their third game of the season and first ever to Chicago. From the opening kickoff, the Bears controlled the field position and ran up a 23-0 lead until Steve Grogan vaulted over from the one with less than a minute to play in the first half. With the Bears driving for another score in the third quarter, FS Rick Sanford picked off a Jim McMahon pass at the one and chugged 99 yards for a TD to close the Bears lead to 23-13. Sanford's interception return was the longest in club history, bettering the old mark of 98 yards set by Bob Suci in 1963. On their next possession, the Patriots drove to the Bear 17, but their comeback attempt was stifled when Terry Schmidt intercepted a Steve Grogan to Stanley Morgan pass attempt in the endzone. Schmidt later picked off another pass intended for Morgan to stop another Patriot drive. The balance of the game was a defense struggle as the Bears managed only a 43-yard FG while shutting out the Patriots.

Patriots	0	6	7	0	13
Chicago	14	9	0	3	26

		NE	CHI
CHI—Margerum 17 pass from McMahon (Roveto kick)	First Downs	15	23
CHI—Moorehead 2 pass from McMahon (Roveto kick)	Rushes-Yards	21-46	45-166
CHI—Osborne safety, sacked Grogan in end zone	Passing Yards	203	176
CHI—McMahon 6 run (Roveto kick)	Total Yards	249	342
NE—Grogan 1 run (kick blocked)	Had QB Sacked	5-28	3-16
NE—Sanford 99 interception return (Miller kick)	Passes	28-13-2	21-15-1
CHI—Roveto FG 43	Punts	4-48-0	6-48-0
	Fumbles/Lost	3-2	2-2
	Penalties/Yds.	4-45	5-38
	A—60,946 paid, 36,973 actual		
	TV blackout in effect.		

INDIVIDUAL LEADERS

RUSHING—Patriots: Collins 14-24, van Eeghen 5-19, Grogan 2-3-1 TD.
Chicago: Payton 13-70, Suhey 10-42, McClendon 13-28.
PASSING—Patriots: Grogan 28-13-2, 231 yards
Chicago: McMahon 21-15-1, 192 yards, 2 TDs.
RECEIVING—Patriots: Morgan 7-130, Collins 3-41, Brown 1-41.
Chicago: Moorehead 5-49-1 TD, Payton 3-24, Watts 2-58.

Patriots 3, Miami 0

Foxboro, Dec. 12 — While Steve Grogan attempted just five passes, and both clubs managed a total of only 89 yards in the air, this game will long be remembered as the one in which Mark Henderson brushed a clearing for K John Smith to kick the winning field goal. Despite the brushing incident, the Patriots defense did not allow the Dolphins inside the Patriot 19 and recorded their second shutout of the Dolphins in three seasons. Because of snow and slippery conditions, both teams relied heavily on fullback oriented offenses, and the Patriots even had a 79 yard, 18 play drive that covered 12:41. However, Mosi Tatupu was stopped on third down at the Dolphin one and Smith slipped on the ensuing FG attempt as the Patriots came away empty handed. Smith's winning FG of 33 yards was booted into a 20 mph wind and came with 4:10 to play. The Dolphins then drove to the Patriot 19, but LB Don Blackmon intercepted David Woodley at the Patriots 10 with 37 seconds to play to stop the Dolphin drive. On the final play of the game, SS Roland James intercepted a desperation Woodley pass at the Patriot 10 to end the game.

Miami	0	0	0	0	0
Patriots	0	0	0	3	3

		MIA	NE
NE—Smith FG 33	First Downs	16	13
	Rushes-Yards	38-176	43-199
	Passing Yards	59	13
	Total Yards	235	212
	Had QB Sacked	2-17	0-0
	Passes	18-9-2	5-2-1
	Punts	5-32.2	4-38.8
	Fumbles/Lost	1-0	2-0
	Penalties/Yds.	1-5	1-5
	A—34,677 paid, 25,716 actual		
	TV blackout in effect.		

INDIVIDUAL LEADERS

RUSHING—Miami: Franklin 23-107, Nathan 10-29, Woodley 4-27.
Patriots: van Eeghen 22-100, Tatupu 13-81, Collins 7-18.
PASSING—Miami: Woodley 18-9-2, 76 yards.
Patriots: Grogan 5-2-1, 13 yards.
RECEIVING—Miami: Harris 2-33, Hardy 2-17, Nathan 2-14.
Patriots: Dawson 2-13.

Patriots 16, Seattle 0

Seattle, Dec. 19 — Rolling up 249 yards on the ground, recovering two Seattle fumbles and intercepting four Jim Zorn passes, the Patriots earned their second straight shutout win in beating the Seahawks, 16-0. The Patriots took advantage of outstanding offensive line play as RB Tony Collins ran for 102 yards and FB Mark van Eeghen rushed for 82 more. While the defense did not allow the Seahawks inside the Patriots 29, the offense lent a hand by controlling the ball for 81 plays and 42 minutes and two seconds. K John Smith attempted a personal career high five field goals and hit on three, while van Eeghen scored his first TD as a Patriot in grabbing a five-yard pass from Steve Grogan. Seattle had one opportunity to score, a 52-yard FG attempt by Norm Johnson, but NT Lester Williams blocked the try to preserve the shutout. One defense, CB Mike Haynes had two interceptions while Roland James and Rick Sanford each had a steal. DE Ken Sims had the Patriots only sack of the day as the Patriots recorded their second back-to-back shutout victory in club history and for the first time in the NFL since 1976.

Patriots	3	7	3	3	16
Seattle	0	0	0	0	0

	NE	SEA
NE—Smith FG 21	25	12
NE—van Eeghen 5 pass from Grogan (Smith kick)	60-249	14-53
NE—Smith FG 37	144	118
NE—Smith FG 23	393	171
First Downs	1-13	2-16
Rushes-Yards	20-14-0	35-15-4
Passing Yards	4-41.5	3-43.3
Total Yards	2-1	2-2
Had QB Sacked	4-35	7-53
Passes	A—64,822 paid, 53,457 actual	
Punts	TV blackout lifted.	
Fumbles/Lost		
Penalties/Yds.		

INDIVIDUAL LEADERS

RUSHING—Patriots: Collins 32-103, van Eeghen 12-82, Weathers 6-30.

Seattle: Doornink 5-20, T. Brown 7-20, Smith 2-13.

PASSING—Patriots: Grogan 20-14-0, 157 yards, 1 TD.

Seattle: Zorn 35-15-4, 134 yards.

RECEIVING—Patriots: Collins 4-21, Bradshaw 3-78, Dawson 3-33.

Seattle: Smith 4-47, Largent 3-45, Doornink 3-10.

Pittsburgh 37, Patriots 14

Pittsburgh, Dec. 26 — With a playoff spot riding on the line, the Patriots (4-4) met the Steelers (4-4) in their Three Rivers Stadium home where they had won 82 of 100 games since starting play there. Despite the fact that QB Terry Bradshaw and the Steelers were in a slump, losing two straight, they exploded before the home crowd to take a 20-0 halftime lead. Bradshaw, displaying the form that helped the Steelers win four Super Bowls, passed for 282 yards and 2 TDs without being sacked or intercepted. The Steelers defense limited the Patriots top ranked rushing offense to just 48 yards on 15 carries and the Patriots had little more success in the air. On the last play of the first half, QB Steve Grogan suffered a concussion when hit by DB Ron Johnson, and missed the second half. Head Coach Ron Meyer elected to go with second-year QB Tom Flick, who took his first snap in a Patriot uniform. Flick directed three Patriot series and Matt Cavanaugh then took over, showing a hot hand before his hometown crowd. Cavanaugh tossed a 75-yard TD strike to WR Stanley Morgan after hitting TE Lin Dawson with a 23-yard TD pass, and had an apparent 71-yard pass play TD to Morgan negated by a holding call.

Patriots	0	0	7	7	14
Pittsburgh	10	10	0	17	37

	NE	PITT
PITT—Anderson FG 21	14	28
PITT—Pollard 1 run (Anderson kick)	15-48	52-212
PITT—Stallworth 9 pass from Bradshaw (Anderson kick)	283	282
PITT—Anderson FG 25	331	494
NE—Dawson 23 pass from Cavanaugh (Smith kick)	1-18	0-0
PITT—Anderson FG 44	40-18-1	27-17-0
NE—Morgan 75 pass from Cavanaugh (Smith kick)	9-46	3-41
PITT—Hawthorne 46 pass from Bradshaw (Anderson kick)	1-0	3-2
PITT—Abercombie 1 run (Anderson kick)	8-62	3-20
First Downs	A—54,000 paid, 50,515 actual	
Rushes-Yards	TV blackout lifted.	
Passing Yards		
Total Yards		
Had QB Sacked		
Passes		
Punts		
Fumbles/Lost		
Penalties/Yds.		

INDIVIDUAL LEADERS

RUSHING—Patriots: Collins 12-32, Grogan 1-10, Tatupu 2-6.

Pittsburgh: Harris 23-101, Pollard 11-52-1 TD, Davis 6-23.

PASSING—Patriots: Grogan 19-7-0, 74 yards, Cavanaugh 16-11-1, 227 yards, 2 TDs.

Pittsburgh: Bradshaw 27-17-0, 282 yards, 2 TDs.

RECEIVING—Patriots: Hasselbeck 5-57, Morgan 4-127-1 TD, Collins 4-41.

Pittsburgh: Cunningham 3-62, Swann 3-40, Stallworth 3-26-1 TD.

Patriots 30, Buffalo 19

Foxboro, Jan 2, 1983 — In game that would determine who would earn a playoff spot and who would be finished for the year, the Patriots scored a season high 30 points and had their best offensive day of the year — 418 yards — as they rolled over the Bills in a makeup game at Schaefer Stadium. QB Steve Grogan hit on 20 of 34 passes for 260 yards, hitting eight different receivers. Stanley Morgan was the Patriots big gun, catching a single game career high seven passes for 141 yards. The Bills took a 13-3 lead with 57 seconds to play in the first half, but Grogan moved the Patriots 69 yards in seven plays and 42 seconds, hitting WR Morris Bradshaw with an 11-yard TD pass to close the Bills halftime lead to 13-10. The Patriots took the second half kickoff and moved 69 yards again, as Grogan hit WR Ken Toler with his second reception, and second TD, of the year for a 16-10 lead. The Bills tied the score 16-16 on the next drive, but all-pro CB Mike Haynes made the defensive play of the game, intercepting Joe Ferguson at the Bills 38 and taking the ball back to the 12. Four plays later, RB Tony Collins bolted over from the one for a 23-16 Patriot lead early in the fourth quarter. The Patriots then bullied their way up and down the field, scoring once more — Grogan to Hasselbeck for two yards — and holding on to the ball for 13 minutes and 19 seconds of the final stanza.

Buffalo	0	13	3	3	19
Patriots	3	7	6	14	30


NE—Smith FG 42
 BUFF—Cribbs 14 run (Herrera kick)
 BUFF—Butler 22 pass from Ferguson
 (kick failed)
 NE—Bradshaw 11 pass from Grogan
 (Smith kick)
 NE—Toler 33 pass from Grogan
 (kick failed)
 BUFF—Herrera 46
 NE—Collins 1 run (Smith kick)
 BUFF—Herrera FG 25
 NE—Hasselbeck 2 pass from Grogan
 (Smith kick)

	BUFF	NE
First Downs	17	29
Rushes-Yards	25-129	40-158
Passing Yards	224	260
Total Yards	353	418
Had QB Sacked	1-10	0-0
Passes	28-17-1	34-20-1
Punts	5-37.8	4-36.8
Fumbles/Lost	2-0	1-0
Penalties/Yds.	5-34	2-10

A—35,355 paid, 36,218 actual
 TV blackout in effect.

INDIVIDUAL LEADERS

RUSHING—Buffalo: Cribbs 17-104-1 TD, Leaks 5-16, Hooks 1-7.
 Patriots: van Eeghen 16-73, Collins 15-36-1 TD, Tatupu 6-33.
 Passing—Buffalo: Ferguson 28-17-1, 234 yards, 1 TD.
 Patriots: Grogan 34-20-1, 260 yards, 3 TDs.
 Receiving—Buffalo: Lewis 7-113, Brammer 4-39, Cribbs 2-33.
 Patriots: Morgan 7-141, Hasselbeck 5-17-1 TD, Dawson 3-41.



QB Steve Grogan guided the Patriots to a playoff spot by tossing three TDs to beat the Bills, 30-19.

PATRIOT INDIVIDUAL RECORDS

The following records relate to service with the Patriots and reflect only regular season activity; postseason playoff competition is excluded. Please note that due to the NFLPA strike, only nine games were played in 1982.

SERVICE

MOST

Seasons—	12 Tom Neville, 1965-74, 76-77
	11 Gino Cappelletti, 1960-70
	Jim Hunt 1960-70
	Houston Antwine, 1961-71
	Jon Morris, 1964-74
	Bill Lenkaitis, 1971-81
	Julius Adams, 1971-77, 79-82
Games—	159 Tom Neville, 1965-74, 76-77
	152 Gino Cappelletti, 1960-70
	151 Bill Lenkaitis, 1971-81
	148 Julius Adams, 1971-82

SCORING

MOST POINTS

Career—	1130 Gino Cappelletti, 1960-70
	671 John Smith, 1974-82
	276 Jim Nance, 1965-71
Season—	155 Gino Cappelletti, 1964 (7-td, 38-xp*, 25-fg)
	147 Gino Cappelletti, 1961 (8-td, 48-xp, 25-fg)
	*includes one two-point conversion
Game—	28 Gino Cappelletti, vs. Hou., Dec. 18, 1965
	(2-td, 4-xp, 4-fg)
	24 Gino Cappelletti, vs. Buff., Nov. 15, 1964
	(3-td, 6-xp*)
	*includes one two-point conversion
Most Seasons Leading League—	5 Gino Cappelletti, 1961, 63-66
	2 John Smith, 1979, 1980

TOUCHDOWNS

MOST

Career—	49 Sam Cunningham, 1973-79, 1981-82 (43-r 6p)
	46 Jim Nance, 1965-71 (45-r, 1-p)
	42 Gino Cappelletti, 1960-70 (42-p)
	Larry Garron, 1960-68 (15-r, 26-p, 1-rt)
Season—	13 Stan Morgan, 1979 (12-p, 1-Ret)
	13 Steve Grogan, 1976 (12-r, 1-f)
	12 Mack Herron, 1974 (7-r, 5-p)
Game—	3 Billy Lott vs. Buff., Oct. 22, 1961 (3-p)
	Billy Lott, vs. Oak., (at S.F.) Dec. 9, 1961 (2-r, 1-p)
	Larry Garron, vs. Oak., Oct. 16, 1964 (1-r, 2-p)
	Gino Cappelletti, at Buff., Nov. 15, 1964 (3-p)
	Larry Garron vs. S.D., Oct. 23, 1966 (1-r, 2-p)
	Jim Whalen vs. Miami, Oct. 15, 1967 (3-p)
	Sam Cunningham at Buffalo, Oct. 20, 1974 (3-r)
	Mack Herron vs. Buffalo, Nov. 3, 1974 (1-r, 2-p)
	Sam Cunningham at Buffalo, Nov. 23, 1975 (2-r, 1-p)
	Harold Jackson, vs. Jets, Sept. 9, 1979 (3-p)

PAT KICKS

MOST ATTEMPTS

Career—	353 Gino Cappelletti, 1960-70
	308 John Smith, 1974-82
Season—	51 John Smith, 1980
	50 Gino Cappelletti, 1961
	49 John Smith, 1976 and 1979
Game—	8 David Posey, vs. N.Y. Jets, Oct. 29, 1978
	8 John Smith vs. N.Y. Jets, Sept. 9, 1979
	7 Gino Cappelletti, vs. Buff., Oct. 22, 1961
	John Smith, vs. Oakland, Oct. 3, 1976

MOST MADE

Career—	342 Gino Cappelletti, 1960-70
	296 John Smith, 1974-82
Season—	51 John Smith, 1980
	48 Gino Cappelletti, 1961
	46 John Smith, 1979
Game—	8 John Smith, vs. N.H. Jets, Sept. 9, 1979
	7 David Posey, vs. N.Y. Jets, Oct. 29, 1978
	7 Gino Cappelletti, vs. Buff., Oct. 22, 1961

FIELD GOALS

MOST ATTEMPTS

Career—	333 Gino Cappelletti, 1960-70
	185 John Smith, 1974-82
Season—	39 Gino Cappelletti, 1964
	38 Gino Cappelletti, 1963
	34 John Smith, 1980
Game—	7 Gino Cappelletti, vs. S.D., Sept. 20, 1964
	Gino Cappelletti, vs. Buff., Sept. 24, 1967
	Gino Cappelletti, vs. Cin., Nov. 16, 1969
Most Seasons Leading League—	3 Gino Cappelletti, 1961, 63-64

MOST MADE

Career—	176 Gino Cappelletti, 1960-70
	125 John Smith 1974-82
Season—	26 John Smith, 1980
	25 Gino Cappelletti, 1964
	23 John Smith, 1979
Game—	6 Gino Cappelletti, vs. Den., Oct. 4, 1964
	4 Accomplished 9 times, Last: John Smith at San Diego, Nov. 9, 1975
Game (No Misses)—	6 Gino Cappelletti, vs. Den., Oct. 4, 1964
Longest Made—	53 Gino Cappelletti, vs. N.Y. Jets, Nov. 28, 1965
	51 Gino Cappelletti, vs. Denver, Nov. 20, 1964
	Charlie Gogolak, vs. Miami, Oct. 17, 1971

MISCELLANEOUS SCORING

MISSED FG RETURN FOR TD

91 Ron Burton, vs. Den., Nov. 11, 1962

BLOCKED FG RETURN FOR TD—

65 Mike Haynes at N.Y. Jets, Oct. 5, 1980

45 Larry Carwell, vs. Cin., Sept. 17, 1971

BLOCKED PUNT FOR TD—

8 Rick Sanford, vs. Balt. Nov. 18, 1979

0 Leroy Moore vs. Oakland, Nov. 17, 1961

20 Don Webb vs. San Deigo, Dec. 17, 1961

SAFETY—

Accomplished 16 times, Last: Team vs. N.Y. Jets, Dec. 9, 1979, Tim Fox vs. Buff., Dec. 10, 1978

(NOTE: See fumble section for scoring on fumbles)

RUSHING

MOST ATTEMPTS

Career—	1385 Sam Cunningham, 1973-79, 1981-82
	1323 Jim Nance, 1965-71
	820 Don Calhoun, 1975-81
	763 Larry Garron, 1960-68
Season—	299 Jim Nance, 1966
	270 Sam Cunningham, 1977
	269 Jim Nance, 1967
Game—	38 Jim Nance, vs. Oak., Oct. 30, 1966 (208 yards)
	34 Jim Nance, vs. Buff., Sept. 24, 1967 (185 yards)
Seasons Leading League—	3 Jim Nance, 1966-67, 69

MOST YARDAGE

Career—	5453 Sam Cunningham, 1973-79, 1981-82
	5323 Jim Nance, 1965-71
	3391 Don Calhoun, 1975-81
Season—	1458 Jim Nance, 1966
	1216 Jim Nance, 1967
Game—	208 Jim Nance, vs. Oak., Oct. 30, 1966 (38 att)
	185 Jim Nance, vs. Buff., Sept. 24, 1967 (34 att)
Seasons Leading League—	2 Jim Nance, 1966-67

LONGEST RUN FROM SCRIMMAGE—

85 Larry Garron, vs. Buff., Oct. 22, 1961 (td)

80 Carl Garrett, vs. Miami, Nov. 9, 1969 (td)

HIGHEST AVG. GAIN

Career (450 Atts)—	4.16 Carl Garrett, 1969-72 (537-2,235)
	4.13 Don Calhoun, 1974-81 (820-3391)
	4.02 Jim Nance, 1965-71 (1,323-5,323)
Season (100 Atts)—	5.59 Don Calhoun, 1976 (129-721)
	5.04 Carl Garrett, 1969 (137-691)
	4.89 Sam Cunningham, 1974 (166-811)
Game (10 Atts)—	11.60 Larry Garron, vs. Buff., Oct. 22, 1961 (10-116)
	11.36 Sam Cunningham, at Buff., Oct. 20, 1974 (11-125)

MOST TOUCHDOWNS

Career—	45 Jim Nance, 1965-71
Season—	43 Sam Cunningham, 1973-79, 1981
	12 Steve Grogan, 1976
	11 Horace Ivory, 1978
	11 Jim Nance, 1966
	9 Sam Cunningham, 1974
	9 Don Calhoun, 1980
Game—	3 Sam Cunningham, at Buffalo, Oct. 20, 1974
	2 By many players, Last: Mosi Tatupu at San Fran., Nov. 30, 1980
Seasons Leading League—	1 Jim Nance, 1966

PASSING

MOST ATTEMPTS

Career—	2413 Vito (Babe) Parilli, 1961-67
	2310 Steve Grogan, 1975-82
	1503 Jim Plunkett, 1971-75
Season—	473 Vito (Babe) Parilli, 1964
	426 Vito (Babe) Parilli, 1965
Game—	50 Vito (Babe) Parilli, vs. N.Y. Jets, Nov. 14, 1965
	48 Tom Sherman, vs. K.C., Nov. 17, 1968

MOST COMPLETIONS

Career—	1189 Steve Grogan, 1975-82
	1140 Vito (Babe) Parilli, 1961-67
	729 Jim Plunkett, 1971-75
Season—	228 Vito (Babe) Parilli, 1964
	206 Steve Grogan, 1979
	193 Jim Plunkett, 1973
Game—	25 Ed (Butch) Songin, vs. Dall. Texans, Nov. 18, 1960
	Vito (Babe) Parilli, vs. K.C., Nov. 17, 1963
	Vito (Babe) Parilli, vs. Oak., Oct. 16, 1964
	Steve Grogan, at Buffalo, Nov. 23, 1975
	Steve Grogan, at Houston, Nov. 10, 1980

PASSING EFFICIENCY (Pct)

Career (500 Attempts)—	.5147 Steve Grogan, 1975-82
	.4850 Jim Plunkett, 1971-75
Season—	.600 Matt Cavanaugh, 1980 (105-63)
(100 Attempts)	.572 Steve Grogan, 1980 (306-175)
	.553 Vito (Babe) Parilli, 1962 (253-140)
Game (20 Attempts)—	.800 Vito (Babe) Parilli, vs. Miami, Oct. 15, 1967 (20-16)
	.714 Ed (Butch) Songin, vs. Dall. Texans, Nov. 18, 1960 (35-25)
Most Seasons Leading League	1 Vito (Babe) Parilli, 1961

MOST YARDAGE

Career—	17,415 Steve Grogan, 1975-82
	16,747 Vito (Babe) Parilli, 1961-67
	9,932 Jim Plunkett, 1971-75
Season—	3,465 Vito (Babe) Parilli, 1964
	3,286 Steve Grogan, 1979
Game—	422 Vito (Babe) Parilli, vs. Oak., Oct. 16, 1964
	379 Vito (Babe) Parilli, vs. N.Y. Jets, Dec. 17, 1966
	374 Steve Grogan, at Houston, Nov. 10, 1980
Seasons Leading League—	1 Vito (Babe) Parilli, 1964
Longest Completion—	88 Jim Plunkett, vs. Balt., Dec. 19, 1971 (to Randy Vataha-td)
	87 Tom Sherman, vs. N.Y. Jets, Oct. 27, 1968 (to Jim Whalen-td)

MOST TOUCHDOWNS

Career—	132 Vito (Babe) Parilli, 1961-67
	121 Steve Grogan, 1975-82
	62 Jim Plunkett, 1971-75
Season—	31 Vito (Babe) Parilli, 1964
	28 Steve Grogan, 1979
	22 Ed (Butch) Songin, 1960
Game—	5 Steve Grogan vs. N.Y. Jets, Sept. 9, 1979
	5 Vito (Babe) Parilli, at Buff., Nov. 15, 1964
	Vito (Babe) Parilli, vs. Miami, Oct. 15, 1967
	4 Ed (Butch) Songin, vs. Den., Sept. 16, 1961
	Vito (Babe) Parilli, vs. Oak., Oct. 16, 1964
	Jim Plunkett vs. Buff., Nov. 14, 1971
	Steve Grogan vs. N.Y. Jets, Oct. 29, 1978
Seasons Leading League—	1 Vito (Babe) Parilli, 1964
	1 Steve Grogan, 1979 (tied Brian Sipe of Cleveland with 28)

HAD INTERCEPTED

(Fewest)

Career (500 Attempts)—

- 24 Ed (Butch) Songin, 1960-61
- 44 Myron (Mike) Taliaferro, 1968-70
- 4 Steve Grogan, 1982 (122 att)

Season—

(100 Attempts)

- 8 Vito (Babe) Parilli, 1962 (253 att)
- 9 Vito (Babe) Parilli, 1961 (198 att)
- Ed (Butch) Songin, 1961 (212 att)

Game—

- 0 Accomplished many times, : Last: Steve Grogan vs. Buffalo, Jan. 2, 1983 (34 att)

(Most)

Career—

- 144 Steve Grogan, 1975-82
- 138 Vito (Babe) Parilli, 1961-67
- 87 Jim Plunkett, 1971-75

Season—

- 27 Vito (Babe) Parilli, 1964

Game—

- 26 Vito (Babe) Parilli, 1965
- 6 Vito (Babe) Parilli, vs. Den., Sept. 3, 1967
- 6 Steve Grogan, vs. San Fran., Nov. 30, 1980
- 5 Vito (Babe) Parilli, vs. N.Y. Jets, Oct. 31, 1964
- Vito (Babe) Parilli, vs. Buff., Sept. 11, 1965
- Myron (Mike) Taliaferro, vs. N.Y. Jets, Oct. 27, 1968
- Steve Grogan, at Baltimore, Dec. 21, 1975
- Steve Grogan, at Detroit, Oct. 10, 1976

Lowest Percentage Season—

- 3.2 Vito (Babe) Parilli, 1962 (8-253)
- 3.3 Steve Grogan, 1982 (4-122)
- 3.8 Ed (Butch) Songin, 1960 (15-392)

Seasons Leading League—

Fewest—

- 2 Vito (Babe) Parilli, 1961 (tied)-62

- 1 Ed (Butch) Songin, 1961 (tied)

Most—

- 1 Vito (Babe) Parilli, 1964 (tied)

RECEIVING

MOST RECEPTIONS

Career—

- 292 Gino Cappelletti, 1960-70
- 283 Jim Colclough, 1960-68

Season—

- 53 Reggie Rucker, 1973

- 51 Art Graham, 1966

- Randy Vataha, 1971

Game—

- 11 Art Graham, vs. K.C., Nov. 20, 1966 (134 yards)
- 10 Tony Romeo, vs. K.C., Nov. 17, 1963 (149 yards)

YARDAGE

Career—

- 5,001 Jim Colclough, 1960-68
- 4869 Stanley Morgan, 1977-82

Season—

- 1,029 Stanley Morgan, 1981

- 1,013 Harold Jackson, 1979

- 1,002 Stanley Morgan, 1979

- 991 Stanley Morgan, 1980

Game—

- 182 Stanley Morgan vs. Miami, Nov. 8, 1981
- 170 Stanley Morgan vs. Balt., Nov. 26, 1978
- 167 Art Graham vs. Hou., Nov. 6, 1964 (8)

Longest Reception—

- 88 Randy Vataha, vs. Balt., Dec. 19, 1971
(from Jim Plunkett-td)

- 87 Jim Whalen, vs. N.Y. Jets, Oct. 27, 1968
(from Tom Sherman-td)

AVERAGE GAIN

Career (150 Min.)—

- 22.5 Stanley Morgan, 1977-81 (216-4869)

- 20.3 Harold Jackson, 1978-81 (156-3,162)

Season (35 Min.)—

- 23.4 Stanley Morgan, 1981 (44-1,029)

- 22.8 Stanley Morgan, 1979 (44-1,002)

- 22.5 Harold Jackson, 1979 (45-1,013)

Game (4 Min.)—

- 36.4 Stanley Morgan, vs. Miami, Nov. 8, 1981 (5-182)

- 35.5 Stanley Morgan, vs. San Fran., Nov. 30, 1980
(4-142)

- 35.5 Jim Colclough, vs. N.Y. Jets, Oct. 6, 1962 (4-142)

TOUCHDOWNS

Career—

- 42 Gino Cappelletti, 1960-70

Season—

- 39 Jim Colclough, 1960-68

- 12 Stanley Morgan, 1979

- 10 Jim Colclough, 1960-62

- 9 Jim Colclough, 1960-62

- Gino Cappelletti, 1965

- Randy Vataha, 1971

Game—

- 3 Billy Lott, vs. Buff., Oct. 22, 1961

- Gino Cappelletti, at Buff., Nov. 15, 1964

- Jim Whalen, vs. Mia., Oct. 15, 1967

- Harold Jackson, vs. Jets, Sept. 9, 1979

INTERCEPTIONS BY

Most

Career—	29 Ron Hall, 1961-67 28 Mike Haynes, 1976-82 24 Nick Buoniconti, 1962-68
Season—	11 Ron Hall, 1964 8 Bob Suci, 1963 Mike Haynes, 1976
Game—	3 Gino Cappelletti, vs. Oak., Oct. 16, 1960 Ross O'Hanley, vs. Hou., Nov. 18, 1962 Ron Hall vs. S.D., Sept. 20, 1964 Nick Buoniconti, vs. Buff., Oct. 20, 1968 Mike Haynes at N.Y. Jets, Nov. 21, 1976

YARDAGE

Career—	476 Ron Hall, 1961-67 393 Mike Haynes, 1976-82
Season—	277 Bob Suci, 1963 182 Prentice McCray, 1976
Game—	118 Prentice McCray, at N.Y. Jets, Nov. 21, 1976 (2) 110 Bob Suci, vs. Hou., Nov. 1, 1963 (2)
Longest Return—	99 Rick Sanford at Chic., Dec. 5, 1982 (TD) 98 Bob Suci, vs. Hous., Nov. 1, 1963 (TD) 87 Ron Hall, vs. Den., Sept. 18, 1966

TOUCHDOWNS

Career—	2 John Charles, 1967-69 Bob Suci, 1963 Don Webb, 1961-62, 64-71 Prentice McCray, 1976
Season—	2 Don Webb, 1961 Bob Suci, 1963 Prentice McCray, 1976
Game—	2 Prentice McCray at N.Y. Jets, Nov. 21, 1976

PUNTING

MOST PUNTS

Career—	377 Tom Yewcic, 1961-67 243 Tom Janik, 1969-71
Season—	87 Tom Janik, 1971 86 Tom Janik, 1970
Game—	11 Jim Fraser, vs. N.Y. Jets, Oct. 2, 1966 10 Tom Greene, vs. Hou., Dec. 18, 1960 Tom Yewcic, vs. Buff., Dec. 1, 1963 Tom Yewcic, vs. Buff., Nov. 15, 1964 Bob Scarpitto, vs. Oak., Oct. 6, 1968

YARDAGE

Career—	14,553 Tom Yewcic, 1961-67 9,516 Tom Janik, 1969-71
Season—	3,364 Tom Janik, 1970 3,249 Tom Janik, 1971
Game—	436 Bob Scarpitto, vs. Oak., Oct. 6, 1968 (10) 427 Rich Camarillo vs. Oak., Nov. 1, 1981 (9) 417 Tom Yewcic, vs. Buff., Nov. 15, 1964 (10)
Longest Punt—	87 Bob Scarpitto, at Den., Sept. 29, 1968 76 Rich Camarillo vs. N.Y. Jets, Sept. 19, 1982 75 Rich Camarillo at Oak., Nov. 1, 1981 72 Rich Camarillo at Buff., Nov. 22, 1981

HIGHEST AVERAGE YARDAGE

Career (100 Punts)—	40.0 Terry Swanson, 1967-68 (127) 39.2 Tom Janik, 1969-71 (243)
Season (Qualifiers)—	43.7 Rich Camarillo, 1982 41.7 Rich Camarillo, 1981 41.5 Tom Janik, 1969
Game (4 Punts)—	50.8 Terry Swanson, vs. Cin., Dec. 1, 1968 (4) 50.4 Rich Camarillo at Buff., Nov. 22, 1981 (5)

PUNT RETURNS

MOST

Career—	103 Mike Haynes, 1976-80 78 Stanley Morgan, 1977-79 74 Mack Herron, 1973-75
Season—	45 Mike Haynes, 1976 35 Mack Herron, 1974
Game—	6 Fred Bruney, vs. Buff., Sept. 23, 1961 Ron Burton, vs. Oak., Sept. 13, 1964 Mack Herron, vs. Cleveland, Nov. 10, 1974 Roland James, vs. Los Angeles, Nov. 16, 1980
Most Seasons Leading League—	1 Fred Bruney, 1961 Ron Burton, 1962

MOST YARDAGE

Career—	1,159 Mike Haynes, 1976-81 960 Stanley Morgan, 1977-81
Season—	608 Mike Haynes, 1976 517 Mack Herron, 1974
Game—	156 Mike Haynes, vs. Buff., Nov. 7, 1976 133 Stanley Morgan vs. Buff., Nov. 20, 1977 126 Billy Johnson, vs. Hou., Nov. 5, 1967

LONGEST PUNT RETURN

89 Mike Haynes vs. Buff., Nov. 7, 1976 (TD)
80 Stanley Morgan, vs. Baltimore, Nov. 18, 1979 (TD)
75 Roland James, vs. NY Jets, Nov. 2, 1980

HIGHEST AVG. YARDAGE

Career (20 Returns)—	12.0 Mack Herron, 1973-75 (74-888) 11.3 Carl Garrett, 1969-72 (43-487)
Season (Qualifiers)—	14.8 Mack Herron, 1974 13.8 Stanley Morgan, 1977
Game (3 Returns)—	39.0 Mike Haynes vs. Buff., Nov. 7, 1976 (4) 33.3 Stanley Morgan vs. Buff., Nov. 20, 1977 (4)

TOUCHDOWNS

Career—	2 Mike Haynes, 1976-79
Season—	2 Mike Haynes, 1976
Game—	1 Mike Haynes, vs. Buff., Nov. 7, 1976 Mike Haynes, vs. Den., Nov. 28, 1976 Stanley Morgan, vs. Balt., Nov. 18, 1979 1 Roland James, vs. NY Jets, Nov. 2, 1980

KICKOFF RETURNS

MOST

Career—	92 Carl Garrett, 1969-72 89 Larry Garron, 1960-68
Season—	41 Mack Herron, 1973 36 Willie Porter, 1968 Horace Ivory, 1980
Game—	8 Willie Porter, vs. N.Y. Jets, Sept. 22, 1968 6 by many players, Last: Allen Carter, at Baltimore, Dec. 21, 1975
Most Seasons Leading League—	1 Raymond Clayborn, 31.0 (28-869), 1977 Horace Ivory, 27.6 (36-992), 1980

YARDAGE—

Career—	2,299 Larry Garron, 1960-68 2,251 Carl Garrett, 1969-72
Season—	1,092 Mack Herron, 1973 992 Horace Ivory, 1980 879 Allen Carter, 1975
Game—	206 Allen Carter, at Baltimore, Dec. 21, 1975 175 Carl Garrett, vs. Buff., Oct. 11, 1969

LONGEST

101 Raymond Clayborn, at Balt., Dec. 18, 1977 (TD)
100 Raymond Clayborn, at N.Y. Jets, Oct. 2, 1977 (TD)
99 Allen Carter, at Balt., Dec. 21, 1975 (TD)
98 Horace Ivory, at Balt., Oct. 19, 1980 (TD)
98 Ricky Smith, vs. N.Y. Jets, Sept. 19, 1982 (TD)

HIGHEST AVG. YARDAGE

Career (20 Returns)—	27.6 Horace Ivroy, 1980 (36-992) 27.2 Allen Carter, 1975-76 (33-898) 26.9 Raymond Clayborn, 1977-79 (57-1,538)
----------------------	--

Season (Qualifiers)—

31.0 Raymond Clayborn, 1977
28.5 Larry Garron, 1962
28.4 Jess Phillips, 1976

Game (3 Returns)—

49.3 Ron Burton, vs. Dall. Texans, Nov. 3, 1961 (3)
47.0 Horace Ivory, at Balt., Oct. 19, 1980 (3)

TOUCHDOWNS

Career—	3 Raymond Clayborn, 1977 2 Larry Garron, 1960-68
Season—	3 Raymond Clayborn, 1977
Game—	1 Accomplished 10 times, Last: Ricky Smith, vs. N.Y. Jets, Sept. 19, 1982 (98 yards TD)

FUMBLES

MOST

Career—	49 Sam Cunningham, 1973-79, 1981 46 Steve Grogan, 1975-82
Season—	42 Vito (Babe) Parilli, 1961-67 12 Mack Herron, 1974 Sam Cunningham, 1975 Steve Grogan, 1979
Game—	4 Vito (Babe) Parilli, vs. Den., Nov. 6, 1966 3 Accomplished 6 times, Last Sam Cunningham vs. Buff., Oct. 24, 1976

MOST OWN RECOVERIES

Career—	19 Vito (Babe) Parilli, 1961-67 17 Steve Grogan, 1975-82
Season—	6 Vito (Babe) Parilli, 1963 5 Vito (Babe) Parilli, 1964
Game—	2 Accomplished 6 times, Last: Andy Johnson vs. Balt., Sept. 18, 1978.

MOST OPPONENT RECOVERIES

Career—	15 Jim Hunt, 1960-70 14 Raymond Hamilton, 1973-80
Season—	13 Bob Dee, 1960-67 5 Bob Dee, 1961 4 Jack Rudolph, 1960 Larry Eisenhauer, 1964 John Sanders, 1975 Steve Nelson, 1978
Game—	3 Steve Nelson, vs. Phila., Oct. 8, 1978 2 By 15 Players. Last: Raymond Hamilton at St. Louis, Sept. 10, 1978.

MOST RETURN YARDAGE

Career—	82 Don Webb, 1961-62, 64-71 67 Jim Hunt, 1960-70
Season—	52 Chuck Shonta, 1960 51 Jim Hunt, 1968
Game—	52 Chuck Shonta, vs. N.Y. Titans, Sept. 17, 1960 (1-opp) 51 Jim Hunt, vs. Hou., Dec. 15, 1968 (1-opp)

LONGEST RETURN

52 Chuck Shonta, vs. N.Y. Titans, Sept. 17, 1960 (TD)
51 Jim Hunt, vs. Hou., Dec. 15, 1968

TOUCHDOWNS

Own Fumbles Recovered For TD—	1 Five Players Last: Steve Grogan, vs. N.Y. Jets, Oct. 18, 1976 (6 yds.)
Opponents' Fumbles Recovered For TD—	1 Last: Rick Sanford (22 Yds.), Allan Clark (15 Yds.) vs. Balt., Nov. 23, 1980

PATRIOT TEAM RECORDS

Note: The Patriots played 14 regular season games from 1960 to 1977, 16 games from 1978 to 1981 and only nine games in 1982 because of the NFLPA strike.

OFFENSE VICTORIES

MOST

Season—	11 1978 11 1976 10 1964, 1980
---------	-------------------------------------

FEWEST

Season—	2 1970 1981
---------	----------------

SCORING

MOST POINTS SCORED

Season—	441 1980 413 1961 411 1979
Game—	56 N.Y. Jets, Sept. 9, 1979 55 N.Y. Jets, Oct. 29, 1978 52 Buffalo, Oct. 22, 1961
Quarter—	1st: 21 at Miami, Dec. 15, 1974 1st: 21 N.Y. Jets, Oct. 29, 1978 2nd: 27 Baltimore, Nov. 18, 1979 Denver, Nov. 28, 1976 3rd: 22 Dallas Texans, Nov. 18, 1960 4th: 27 Baltimore, Nov. 23, 1980

FEWEST POINTS SCORED

Season— 149 1970
 192 1972
 Game— 0 11 Times
 Last: Houston, Sept. 21, 1975

MOST POINTS SCORED, BOTH TEAMS

Game— 86 Patriots 43, Oakland 43 (tie), Oct. 16, 1964
 76 Buffalo 45, Patriots 31, Nov. 23, 1975
 76 Patriots 55, N.Y. Jets 21, Oct. 29, 1978

FEWEST POINTS SCORED, BOTH TEAMS

Game— 3 Patriots 3, Miami 0, Dec. 12, 1982
 7 Houston 7, Patriots 0, Sept. 21, 1975

GREATEST MARGIN OF VICTORY

Game— 53 Patriots 56, N.Y. Jets 3, Sept. 9, 1979
 42 Patriots 45, Houston 3, Nov. 1, 1963
 41 Patriots 41, San Diego 0, Dec. 17, 1961

GREATEST MARGIN OF DEFEAT

Game— 52 Miami 52, Patriots 0, Nov. 12, 1972
 38 Miami 41, Patriots 3, Oct. 17, 1971
 38 Cincinnati 45, Patriots 7, Dec. 20, 1970

MOST TOUCHDOWNS

Season— 52 1961, 1980
 49 1979
 48 1976
 Game— 8 N.Y. Jets, Sept. 9, 1979
 8 N.Y. Jets, Oct. 29, 1978
 7 Buffalo, Oct. 22, 1961
 Oakland, Oct. 3, 1976

FEWEST TOUCHDOWNS

Season— 17 1982 (9 games)
 18 1970
 24 1972

MOST POINTS AFTER TOUCHDOWN

Season— 51 1980
 48 1961

FEWEST POINTS AFTER TOUCHDOWN

Season— 15 1982 (9 games)
 17 1970
 24 1972

MOST FGS ATTEMPTED

Season— 39 1964
 38 1963
 Game— 7 San Diego, Sept. 20, 1964
 Buffalo, Sept. 24, 1967
 Cincinnati, Nov. 16, 1969

FEWEST FGS ATTEMPTED

Season— 13 1982 (9 games)
 16 1972
 17 1975

MOST FGS MADE

Season— 26 1980
 25 1964
 23 1979
 Game— 6 Denver, Oct. 4, 1964
 4 Many times,
 Last: vs. San Diego, Nov. 9, 1975 (John Smith)

FEWEST FGS MADE

Season— 8 1960, 1970, 1972, 1982 (9 games)
 9 1975

FIRST DOWNS**MOST TOTAL**

Season— 328 1981
 322 1978
 Game— 31 Houston, Dec. 11, 1966
 30 N.Y. Jets, Sept. 9, 1979
 29 Oakland, Dec. 9, 1961
 29 N.Y. Jets, Oct. 18, 1976
 29 Buffalo, Jan. 2, 1983

FEWEST TOTAL

Season— 146 1982 (9 games)
 166 1969
 181 1968
 Game— 5 vs. Miami, Dec. 12, 1982
 5 at N.Y. Jets, Nov. 22, 1970
 6 at Kansas City, Oct. 11, 1970

MOST RUSHING

Season— 181 1978
 150 1976
 Game— 21 Denver, Nov. 28, 1976
 18 N.Y. Jets, Oct. 18, 1976

FEWEST RUSHING

Season— 55 1965
63 1970
Game— 0 at N.Y. Jets, Nov. 22, 1970
0 at Buffalo, Oct. 26, 1980
1 6 times, Last: at Denver, Nov. 11, 1979

MOST PASSING

Season— 166 1981
159 1979
154 1980
Game— 20 Oakland, Oct. 16, 1964
20 at Houston, Nov. 10, 1980

FEWEST PASSING

Season— 63 1982 (nine games)
87 1969
94 1968, 1971
Game— 0 vs. Miami, Dec. 8, 1968
0 at Tampa Bay, Dec. 12, 1976
1 vs. Miami, Dec. 12, 1982

MOST PENALTY

Season— 29 1965
27 1979
26 1975, 1980
Game— 7 Houston, Sept. 19, 1965
5 Miami, Dec. 17, 1967
Baltimore, Oct. 7, 1973
at San Diego, Nov. 9, 1975
Detroit, Oct. 7, 1979

FEWEST PENALTY

Season— 9 1982 (nine games)
11 1971
14 1977
Game— 0 Many times, Last: at Baltimore, Sept. 12, 1982 and
vs. N.Y. Jets, Sept. 19, 1982

TOTAL NET YARDS**MOST**

Season— 5,965 1978
5,623 1981
5,470 1979
Game— 597 N.Y. Jets, Sept. 9, 1979
529 N.Y. Jets, Oct. 29, 1978
498 at Buffalo, Nov. 23, 1975

FEWEST

Season— 2,626 1970
2,633 1982 (9 games)
3,127 1968
Game— 57 vs. N.Y. Jets, Sept. 19, 1982 (61r, -4p)
80 at N.Y. Jets, Nov. 20, 1970 (23r, 57p)

RUSHING OFFENSE**MOST ATTEMPTS**

Season— 671 1978
603 1977
Game— 62 Denver, Nov. 28, 1976 (332 yds.)
60 at Seattle, Dec. 19, 1982 (249 yds.)

FEWEST ATTEMPTS

Season— 324 1982 (9 games)
334 1970
363 1960
Game— 11 vs. Buffalo, Dec. 20, 1964 (33 yds.)
15 4 times, Last: at Pittsburgh, Dec. 26, 1982 (48 yds.)

MOST YARDS

Season— 3,165 1978
2,948 1976
Game— 332 Denver, Nov. 28, 1976
330 New York Jets, Oct. 18, 1976

FEWEST YARDS

Season— 1,040 1970
1,117 1965
Game— 17 at LA Chargers, Oct. 28, 1960 (24 atts.)
22 vs. N.Y. Jets, Nov. 14, 1965 (23 atts.)
23 at N.Y. Jets, Nov. 20, 1970 (17 atts.)

MOST TOUCHDOWNS

Season— 30 1978
24 1976
Game— 4 N.Y. Jets, Sept. 8, 1963
Oakland, Oct. 3, 1976
N.Y. Jets, Oct. 18, 1976
Miami, Oct. 22, 1978
N.Y. Jets, Oct. 29, 1978

FEWEST TOUCHDOWNS

Season— 3 1982 (9 games)
7 1971
8 1965, 1968

PASSING

MOST ATTEMPTS

Season—	482 1981
	476 1964
	475 1960, 1979
Game—	52 at N.Y. Jets, Oct. 11, 1981
	50 at Houston, Sept. 19, 1965
	N.Y. Jets, Nov. 14, 1965

FEWEST ATTEMPTS

Season—	187 1982 (9 games)
	305 1977
	309 1976
Game—	5 vs. Miami, Dec. 12, 1982 (2 comps.)
	9 vs. Miami, Nov. 9, 1969 (2 comps.)

MOST COMPLETIONS

Season—	254 1981
	240 1980
	237 1979
Game—	27 Dallas, Nov. 18, 1960
	at N.Y. Jets, Oct. 11, 1981

FEWEST COMPLETIONS

Season—	93 1982 (9 games)
	146 1976
	159 1971
Game—	2 vs. Miami, Nov. 9, 1969 (9 atts.)
	2 vs. Miami, Dec. 12, 1982 (5 atts.)
	4 Buffalo, Sept. 20, 1968 (12 atts.)

MOST NET YARDS

Season—	3,218 1979
	3,195 1980
	3,166 1964
Game—	405 Oakland, Oct. 16, 1964
	374 at Houston, Nov. 10, 1980
	366 Kansas City, Nov. 17, 1963
	365 N.Y. Jets, Sept. 9, 1979

FEWEST NET YARDS

Season—	1347 1982 (9 games)
	1586 1970
	1746 1976
Game—	-4 vs. N.Y. Jets, Sept. 19, 1982
	13 vs. Miami, Dec. 12, 1982
	16 at Miami, Dec. 8, 1968

MOST TOUCHDOWNS

Season—	31 1964
	30 1979
	29 1961
Game—	6 N.Y. Jets, Sept. 9, 1979
	5 Many times, Last: Buffalo, Nov. 15, 1964
	4 Many times.
	Last: N.Y. Jets, Oct. 29, 1978

FEWEST TOUCHDOWNS

Season—	7 1970
	10 1972

MOST HAD INTERCEPTED

Season—	34 1981
	33 1968
	32 1967
Game—	6 Denver, Sept. 3, 1967
	Buffalo, Dec. 9, 1967
	Kansas City, Oct. 11, 1970
	at San. Fran., Nov. 30, 1980

FEWEST HAD INTERCEPTED

Season—	9 1982 (9 games)
	13 1962
	16 1971

SACKS ALLOWED, MOST

Season—	49 1979 (382 yards)
	45 1967 (361 yards)
	45 1981 (321 yards)
	44 1972 (452 yards)
Game—	8 N.Y. Jets, Nov. 15, 1981 (48 yards)
	at N.Y. Jets, Oct. 11, 1981 (72 yards)
	Buffalo, Dec. 14, 1975 (87 yards)
	at Baltimore, Oct. 25, 1970 (65 yards)

SACKS ALLOWED, FEWEST

Season—	14 1977 (155 yards)
	15 1982 (9 games-134 yards)
	19 1976 (164 yards)
Game—	0 accomplished 32 times
	Most recent: vs. Buffalo, Jan. 2, 1983

PUNTING

MOST PUNTS

Season—	96 1968 87 1971
Game—	11 New York Jets, Oct. 2, 1966 10 Houston, Dec. 18, 1960 Buffalo, Dec. 1, 1963; Nov. 15, 1964 Oakland, Oct. 6, 1967

FEWEST PUNTS

Season—	49 1982 (9 games) 61 1973, 1978 63 1980
Game—	0 Three times, Last: vs. Houston, Nov. 12, 1978 1 Nine times, Last: vs. Kansas City, Oct. 4, 1981

MOST YARDS

Season—	3,831 1968 3,364 1970
Game—	436 at Oakland, Oct. 6, 1968 at Oakland, Nov. 1, 1981

FEWEST YARDS

Season—	2,137 1978 2,140 1982 (9 games) 2,297 1973
Game—	0 Three times, Last: vs. Houston, Nov. 12, 1978

HIGHEST AVG.

Season—	43.7 1982 41.5 1969 40.5 1967
Game—	50.8 Cincinnati, Dec. 1, 1968 50.4 at Buff., Nov. 22, 1981

LOWEST AVG.

Season—	34.6 1977 35.0 1978
---------	------------------------

PUNT RETURNS

MOST

Season—	60 1980 48 1976 47 1978
Game—	7 Houston, Nov. 5, 1967 6 Accomplished 11 times, Last: at San Francisco, Nov. 30, 1980.

FEWEST RETURNS

Season—	17 1972 23 1969
---------	--------------------

MOST YARDS

Season—	628 1976 533 1974
Game—	167 Buffalo, Nov. 7, 1976 139 Buffalo, Nov. 20, 1977

FEWEST YARDS

Season—	37 1972 138 1962
---------	---------------------

HIGHEST AVG.

Season—	13.3 1974 13.1 1976
---------	------------------------

LOWEST AVG.

Season—	2.2 1972 5.3 1962, 1968
---------	----------------------------

MOST TOUCHDOWNS

Season—	2 1976
Game—	1 Buffalo, Nov. 7, 1976 Denver, Nov. 28, 1976 Baltimore, Nov. 18, 1979 N.Y. Jets, Nov. 2, 1980

KICKOFF RETURNS

MOST

Season—	73 1967 71 1968
Game—	10 Buffalo, Dec. 9, 1967 9 Oakland, Oct. 16, 1964 N.Y. Jets, Sept. 22, 1968 Dallas, Oct. 24, 1971

FEWEST

Season—	28 1982 (9 games) 39 1977 46 1976
Game—	0 at Denver, Sept. 14, 1969 0 vs. Seattle, Oct. 9, 1977

MOST YARDS

Season—	1,520 1975
	1,442 1968
Game—	245 Dallas, Oct. 24, 1971
	230 at Baltimore, Dec. 21, 1975

FEWEST YARDS

Season—	646 1982 (9 games)
	1,051 1977
	1,087 1976
Game—	0 at Denver, Sept. 14, 1969
	0 vs. Seattle, Oct. 9, 1977

HIGHEST AVG.

Season—	26.9 1977
	24.1 1973

LOWEST AVG.

Season—	18.3 1981
	19.7 1967

MOST TOUCHDOWNS

Season—	3 1977
	2 1961
	1 1962, 1973, 1975, 1980, 1982
Game—	1 Ten times—Last: vs. N.Y. Jets, Sept. 19, 1982

PENALTIES**MOST**

Season—	112 1977
	102 1976
Game—	14 at Cincinnati, Oct. 15, 1978
	13 vs. Kansas City, Sept. 18, 1977

FEWEST

Season—	50 1973
	52 1962
	53 1982 (9 games)
Game—	1 Eight times, Last: vs. Miami, Dec. 12, 1982

MOST YARDS

Season—	931 1977
	914 1976
Game—	125 at Cincinnati, Oct. 15, 1978
	New York Jets, Oct. 29, 1978
	124 Oakland, Oct. 3, 1976

FEWEST YARDS

Season—	412 1982 (9 games)
	456 1962
	467 1964
Game—	5 Three times, Last: vs. Miami, Dec. 12, 1982

FUMBLES**MOST**

Season—	51 1973
	43 1975
Game—	8 Baltimore, Oct. 7, 1973
	6 Accomplished 7 times, Last: vs. Miami, Dec. 15, 1974

FEWEST

Season—	15 1969
	16 1982 (9 games)
	18 1970
Game—	0 Many times, Last: vs. N.Y. Jets, Sept. 19, 1982

MOST TOTAL RECOVERED

Season—	43 1973
	36 1975
Game—	8 at Pittsburgh, Sept. 26, 1976 (2-6)
	7 Kansas City, Oct. 23, 1964 (4-3)

FEWEST TOTAL RECOVERED

Season—	8 1982 (9 games)
	19 1969
	20 1980
Game—	0 Many times, Last: vs. Houston, Nov. 28, 1982

MOST OWN RECOVERED

Season—	25 1973
	21 1975
Game—	5 Baltimore, Oct. 7, 1973
	at Wash., Oct. 25, 1981

FEWEST OWN RECOVERED

Season—	5 1969, 1970
	8 1968, 1971, 1982 (9 games)

MOST OPPONENTS' RECOVERED

Season—	27 1976
	21 1978
Game—	6 at Pittsburgh, Sept. 26, 1976
	5 Denver, Nov. 6, 1966

FEWEST OPPONENTS' RECOVERED

Season—	9 1965
	10 1962, 1977
	11 1982 (9 games)

TOTAL DEFENSE (Net Yards)

MOST NET YARDS ALLOWED

Season—	5,827 1981
	5,248 1972
Game—	540 Houston, Oct. 13, 1961
	528 N.Y. Jets, Dec. 17, 1966

FEWEST NET YARDS ALLOWED

Season—	2,812 1982 (9 games)
	3,638 1963
Game—	86 Baltimore, Oct. 23, 1977
	88 Miami, Oct. 12, 1980
	115 Houston, Dec. 18, 1965

SCORING

MOST POINTS ALLOWED

Season—	446 1972
	406 1968
Game—	52 at Miami, Nov. 12, 1972
	48 Oakland, Oct. 22, 1967
	at N.Y. Jets, Oct. 27, 1968
Shutout Game—	52 at Miami, Nov. 12, 1972
	34 at Dallas Texans, Dec. 11, 1960

FEWEST POINTS ALLOWED

Season—	157 1982 (9 games)
	217 1977
	236 1976
Game—	0 11 Times, Last: vs. Miami, Dec. 12, 1982 and at Seattle, Dec. 19, 1982

RUSHING ALLOWED

MOST ATTEMPTS ALLOWED

Season—	644 1981
	560 1973
Game—	58 N.Y. Jets, Oct. 14, 1973
	54 N.Y. Jets, Oct. 15, 1972

FEWEST ATTEMPTS ALLOWED

Season—	310 1963
	314 1982 (9 games)
	350 1961
Game—	10 at Oakland, Dec. 9, 1961
	14 at Seattle, Dec. 19, 1982
	15 vs. Houston, Dec. 18, 1965

MOST YARDS

Season—	2,950 1981
	2,850 1973
	2,717 1972
Game—	360 Buffalo, Sept. 16, 1973
	349 vs. Buffalo, Dec. 14, 1975

FEWEST YARDS

Season—	1,041 1961
	1,107 1963
Game—	2 San Diego, Dec. 17, 1961
	19 Houston, Nov. 1, 1963

MOST TOUCHDOWNS

Season—	27 1972
	22 1968
Game—	6 N.Y. Jets, Oct. 27, 1968
	4 Oakland, Nov. 4, 1960
	Dallas, Sept. 8, 1962
	Buffalo, Sept. 16, 1973

FEWEST TOUCHDOWNS

Season—	7 1966
	8 1977

PASSING ALLOWED

MOST ATTEMPTS ALLOWED

Season—	530 1964
	509 1966
Game—	61 Minn., Dec. 16, 1979
	56 Denver, Sept. 21, 1962
	N.Y. Jets, Oct. 2, 1966

FEWEST ATTEMPTS ALLOWED

Season—	240 1973
	267 1982 (9 games)
	325 1972
Game—	7 N.Y. Jets, Oct. 14, 1973
	Buffalo, Dec. 9, 1973
	9 N.Y. Jets, Oct. 15, 1972

MOST COMPLETIONS ALLOWED

Season—	266 1980
	261 1964
	247 1966
Game—	35 Minn., Dec. 16, 1979
	28 N.Y. Jets, Oct. 2, 1966

FEWEST COMPLETIONS ALLOWED

Season—	134 1973
	142 1982 (9 games)
	170 1971
Game—	1 N.Y. Jets, Oct. 14, 1973
	2 Buffalo, Dec. 9, 1973

MOST NET YARDS ALLOWED

Season—	3,356 1966
	3,217 1964
Game—	467 Minn., Dec. 16, 1979
	448 Houston, Oct. 13, 1961

FEWEST NET YARDS ALLOWED

Season—	1,338 1973
	1,519 1982 (9 games)
	2,033 1977
Game—	0 N.Y. Jets, Oct. 14, 1973
	8 N.Y. Jets, Oct. 10, 1971

MOST TOUCHDOWNS ALLOWED

Season—	28 1967, 1980
	27 1961
Game—	5 Kansas City, Sept. 25, 1966
	Oakland, Oct. 22, 1967

FEWEST TOUCHDOWNS ALLOWED

Season—	9 1982 (9 games)
	11 1973
	16 1971, 1976 and 1977

SACKS, MOST RECORDED

Season—	58 1977 (471 yards), NFL leaders
	57 1979 (512 yards), NFL leaders
	56 1963 (526 yards)
Game—	10 at Oakland, Sept. 22, 1963 (100 yards)
	9 vs. N.Y. Jets, Sept. 9, 1979 (86 yards)
	9 vs. Denver, Nov. 28, 1976 (59 yards)

SACKS, FEWEST RECORDED

Season—	15 1972 (101 yards)
	20 1981 (175 yards) and 1982 (9 games-134 yards)
	22 1969 (159 yards)
	1966 (209 yards)
Game—	0 Accomplished 48 times
	Most recent: at Pittsburgh, Dec. 26, 1982

FIRST DOWNS ALLOWED**MOST TOTAL ALLOWED**

Season—	328 1981
	289 1972
Game—	30 Minn., Dec. 16, 1979
	30 N.Y. Jets, Sept. 19, 1982

FEWEST TOTAL ALLOWED

Season—	185 1982 (9 games)
	215 1973 and 1977
	219 1967
Game—	5 Chicago, Oct. 14, 1979
	6 Seattle, Oct. 9, 1977
	7 Houston, Dec. 18, 1965
	7 Houston, Sept. 21, 1975

MOST RUSHING

Season—	160 1981
	144 1972
	142 1969, 1973
Game—	20 N.Y. Jets, Sept. 19, 1982
	19 N.Y. Jets, Oct. 15, 1972
	19 vs. Buffalo, Dec. 14, 1975

FEWEST RUSHING

Season—	59 1963
	61 1967
Game—	0 Houston, Nov. 1, 1963
	Miami, Oct. 15, 1967
	Buffalo, Oct. 20, 1968

MOST PASSING

Season—	165 1964
	153 1966
Game—	17 Houston, Oct. 13, 1961
	Minn., Dec. 13, 1970
	Minn., Dec. 16, 1979

FEWEST PASSING

Season—	67 1973 88 1982 (9 games) 105 1970
Game—	1 N.Y. Jets, Oct. 14, 1973 2 Accomplished 8 times, Last: vs. Buff., Dec. 14, 1980 and at Cinn., Sept. 16, 1979

MOST PENALTY

Season—	28 1968 24 1960
Game—	7 Oakland, Oct. 6, 1968 6 N.Y. Jets, Oct. 27, 1968

FEWEST PENALTY

Season—	6 1973 10 1982 (9 games) 11 1974, 1980
Game—	0 Many times—Last: vs. Buffalo, Jan. 2, 1983

INTERCEPTIONS BY PATRIOTS**MOST**

Season—	31 1964 29 1963
Game—	7 at N.Y. Jets, Nov. 21, 1976 6 Houston, Nov. 1, 1963 N.Y. Jets, Sept. 27, 1964

FEWEST

Season—	8 1970 10 1972
Game—	0 Many times, Last: at Pittsburgh, Dec. 26, 1982

MOST YARDS

Season—	645 1963 505 1976
Game—	204 Houston, Nov. 1, 1963 145 at N.Y. Jets, Nov. 21, 1976

FEWEST YARDS

Season—	105 1973 165 1975
---------	----------------------

MOST TOUCHDOWNS

Season—	3 1962, 1963, 1976 2 1961, 1967, 1971, 1974
Game—	2 Houston, Nov. 1, 1963 at N.Y. Jets, Nov. 21, 1976

FEWEST TOUCHDOWNS

Season—	0 1960, 1965, 1966, 1970, 1972, 1973, 1977, 1981 1 1964, 1968, 1969, 1975, 1978, 1979, 1980, 1982
---------	--

IMPORTANT DATES**1983**

July 15	Patriots open training camp at Bryant College, Smithfield, RI. All rookies and selected veterans report.
July 22	Balance of veteran players report to training camp.
August 12	Training camp ends.
August 16	Mandatory roster reduction to 60 players.
August 23	Mandatory roster reduction to 50 players.
August 29	Final roster reduction to 45 players.
October 11	Training deadline.
December 24 and 26	Wild Card Playoffs.
December 31	Divisional Playoffs.

1984

January 1	Divisional Playoffs.
January 8	Conference Championships.
January 22	Super Bowl XVIII, Tampa Stadium, Tampa, FL
January 29	AFC-NFC Pro Bowl, Hula Bowl, Honolulu, HI
January 30	Trading period begins.
February 1	Expiration date for all contracts due to expire in 1984.
March 18-23	NFL Annual Meeting.

FOR THE RECORD. . . .

Stanley Morgan has surpassed the 100-yard receiving mark in 18 games during his five-year pro career. That mark is tops in Patriots' club history. Jim Colclough ranks second in that category with nine such games while Harold Jackson had eight 100-yard games as a Patriot and Gino Cappelletti had seven during his Patriot career.

CONSECUTIVE RECORDS

INDIVIDUAL

Seasons Played

11 Gino Cappelletti (1960-70)
 Jim Hunt (1960-70)
 Houston Antwine (1961-71)
 Jon Morris (1964-74)
 Bill Lenkaitis (1971-81)

Games Played

152 Gino Cappelletti (1960-70)
 110 Ray Hamilton (Sept. 16, 1973 to Oct. 26, 1980)

Games Scoring

96 John Smith (1975-82)

Pats Made

106 Gino Cappelletti (1963-66)
 79 John Smith (1976-81)

Games, FG Made

11 Gino Cappelletti (11-1-63 to 10-9-64)

Passing Attempts None Intercepted

138 Butch Songin (1960)
 105 Butch Songin (1960)

Games, Reception Made

42 Jim Colclough (1960-63)
 27 Gino Cappelletti (1961-63)

Games, Interception Made

4 Mike Haynes (1976)

TEAM

VICTORIES

Most

7 Nov. 7, 1976 to Sept. 18, 1977
 (final six games of 1976 and 1977 opener)
 Sept. 24, 1978 to Nov. 5, 1978

Shutout

2 vs. Miami, Dec. 12, 1982 and at Seattle, Dec. 19, 1982

LOSSES

Most

9 Sept. 27, 1970 to Nov. 22, 1970
 Oct. 8, 1972 to Dec. 3, 1972
 Oct. 25, 1981 to Dec. 20, 1981

SCORING

Most Games

114 Sept. 28, 1975 to Jan. 2, 1983
 (last shutout loss was to Houston, 7-0 on Sept. 21, 1975)

SCORING ALLOWED

Most Shutout Quarters

8 Dec. 12, 1982 (vs. Miami) and
 Dec. 19, 1982 (at Seattle)

Most Quarters not allowing a TO

10 Dec. 5, 1982 (at Chicago, 2nd half) thru Dec. 19, 1982
 (shutout wins vs. Miami 12-19-82 and
 at Seattle 12-19-82)

PATRIOTS IN OVERTIME

Overtime and regular season play have not been a winning combination through the years for the Patriots since the NFL adopted the sudden death overtime format for regular season games beginning in 1976. In six overtime contests, the Patriots have lost all six games, including three in a row by an identical 16-13 score. In the six overtime games played during the regular season, the Patriots have won the coin toss three times and lost it three times. In two of the three games when the Patriots have lost the coin toss, the opposition has scored the winning points without the Patriots gaining possession. In preseason play, the Patriots are 3-1 in overtime games.

11- 8-81 Miami, 30, PATRIOTS 27*
 9-27-81 PITTSBURGH 27, Patriots 21
 12- 8-80 MIAMI 16, Patriots 13*
 11-25-79 Buffalo 16, PATRIOTS 13
 9- 3-79 Pittsburgh 16, PATRIOTS 13

8-24-79# DENVER 20, Patriots 17*
 9-26-77 CLEVELAND 30, Patriots 27*
 8-28-77# PATRIOTS 13, Pittsburgh 10*
 8- 1-76# PATRIOTS 13, NY Giants 7
 8-30-75# Patriots 20, GREEN BAY 17*

HOME TEAM LISTED IN CAPS, # denotes preseason game, *denotes Patriots lost coin toss.

PATRIOTS' ALL-TIME ROSTER

NOTE: The following list includes players who have been active for at least one regular season game in each season noted.

Acks, Ron (LB), Illinois	1972-73	Clark, Gail (LB), Michigan State	1974
Adams, Bob (TE) Pacific	1973-74	Clark, Phil (DB), Northwestern	1971
Adams, Julius (DE), Texas So	1971-82	Clark, Steve (DE), Kansas St.	1981
Adams, Sam (OG), Prairie View	1972-80	Clayborn, Ray (CB), Texas	1977-82
Addison, Tom (LB), South Carolina	1960-67	Cloutier, Dave (DB), Maine	1964
Allard, Don (QB), Boston College	1962	Cohen, Abe (G), Chattanooga	1960
Anderson, Bob (RB), Colorado	1975	Colclough, Jim (WR), B.C.	1960-68
Anderson, Ralph (S), W. Texas State	1973	Coleman, Dennis (LB), Mississippi	1971
Antwine, Houston (DT), So. Illinois	1961-71	Collins, Tony (RB), East Carolina	1981-82
Ashton, Josh (RB), Tulsa	1972-74	Conn, Dick (S), Georgia	1975-79
Atchason, Jack (OE), Western Illinois	1960	Corbett, Steve (G), Boston College	1975
Atessis, Bill (DE), Texas	1971	Corcoran, Jim (QB), Maryland	1968
Avezzano, Joe (C), Florida State	1966	Costict, Ray (LB), Miss St.	1977-79
Bailey, Bill (RB), Cincinnati	1969	Cowan, Larry (RB) Jackson St.	1982
Baker, Melvin (WR), Texas Southern	1975	Crabtree, Eric (WR), Pittsburgh	1971
Ballou, Mike (LB), UCLA	1970	Crawford, Jim (RB), Wyoming	1960-64
Banks, Willie (G), Alcorn A&M	1973	Cross, Bob (OT), Kilgore Jr. Col	1960
Barnes, Bruce (P), UCLA	1973-74	Crouthamel, Jake (RB), Dartmouth	1960
Barnes, Pete (LB), So. University	1976-77	Crow, Albert (DT), William & Mary	1960
Barnes, Rodrigo (LB), Rice	1974-75	Crump, George (DE) East Carolina	1982
Beach, Walter (DB), Central Mich.	1960-61	Crump, Harry (RB), Boston College	1963
Beaudoin, Doug (S), Minnesota	1976-79	Cryder, Bob (G), Alabama	1978-82
Beer, Tom (TE), Houston	1970-72	Cudzik, Walt (C), Purdue	1960-63
Bell, Bill (K), Kansas	1973	Cunningham, Jay (DB), Bwl. Grn	1965-67
Bellino, Joe (RB), Navy	1965-67	Cunningham, Sam (RB), So. Cal	73-79, 81-82
Bennett, Phil (LB), Miami	1960	Currier, Bill (DB), So. Carolina	1980
Berger, Ron (DE), Wayne State	1969-72	Cusick, Pete (NT), Ohio State	1975
Beverly, Randy (DB), Colorado St.	1970-71	Damkroger, Maury (LB), Nebraska	1974
Bischoff, Joe (DE), Richmond	1960	Danenbauer, Bill (DE), Emporia	1960
Bishop, Richard (NT), Louisville	1976-81	Davis, Jack (G), Maryland	1960
Blackmon, Don (LB), Tulsa	1981-82	Dawson, Bill (LB-TE-DE), Florida St.	1965
Blahak, Joe (CB), Nebraska	1976	Dawson, Lin (TE), N.C. State	1981-82
Blanchard, Dick (LB), Tulsa	1972	Dee, Bob (DE), Holy Cross	1960-67
Blanks, Sid (RB), Texas A&I	1969-70	Delucca, Gerry (OT), Mid. Tenn St.	1960-64
Bolton, Ron (DB), Norfolk State	1972-75	Dimitroff, Tom (QB), Miami (O)	1960
Boudreaux, Jim (DE), Louis. Tech	1966-68	Disenzo, Tony (OT), Michigan St.	1960
Boyd, Greg (S), Arizona	1973	Dombroski, Paul (DB), Linfield	1981-82
Boyd, Greg (DE), San Diego State	1977-78	Donnalley, Kevin (DB), N. Dakota St.	1981
Bradshaw, Morris (WR) Ohio State	1982	Dorsey, Nate (DE), Mississippi Val	1973
Bramlett, John (LB), Memphis St.	1969-70	Dowling, Brian (QB), Yale	1972-73
Briscoe, Marlin (WR), Nebraska (Omaha)	1976	Dressler, Doug (RB), Chico State	1975
Brock, Pete (C), Colorado	1976-82	Dukes, Mike (LB), Clemson	1964-65
Brown, Barry (TE-LB), Florida	1969-70	DuLac, Bill (G), Eastern Mich	1974-75
Brown, Bill E. (LB), Syracuse	1960	Dumler, Doug (C), Nebraska	1973-75
Brown, Preston (WR), Vanderbilt	1980, 1982	Durko, Sandy (S), Southern Cal	1973-74
Brown, Sidney (CB), Oklahoma	1978	Edmonds, Randy (LB), Geo. Tech	1971
Bruney, Fred (DB), Ohio State	1960-62	Eisenhauer, Larry (DE), B.C.	1962-69
Bryant, Hubie (WR), Minnesota	1971-72	Falcon, Terry (G), Montana	1978-79
Buben, Mark (DL), Tufts	1979, 1981	Farmer, Lon (LB), Chattanooga	1964-66
Bugenhagen, Gary (OT-G), Syracuse	1969-70	Feacher, Ricky (WR), Miss. Val. St.	1976
Buoniconti, Nick (LB), Notre Dame	1962-78	Feldhausen, Paul (OT), N'rth'l'nd	1968-69
Burks, Steve (WR), Arkansas State	1975-77	Felt, Dick (DB), Brigham Young	1962-66
Burton, Ron (RB), Northwestern	1960-65	Ferguson, Vagas (RB), Notre Dame	1980-82
Byrd, Dennis (DT), North Carolina State	1968	Flick, Tom (QB), Washington	1982
Cagle, John (DT-LB-G), Clemson State	1969	Foreman, Chuck (RB), Miami (FL)	1980
Calhoun, Don (RB), Kansas State	1975-81	Forte, Ike (RB), Arkansas	1967-77
Camarillo, Rich (P), Washington	1981-82	Foster, Will (LB), E. Michigan	1973-74
Canale, Justin (G), Mississippi St.	1965-68	Fox, Tim (S), Ohio State	1976-81
Canale, Whit (DE), Tennessee	1968	Francis, Russ (TE), Oregon	1975-80
Cappadona, Bob (RB), Northeastern	1966-67	Fraser, Jim (LB-P), Wisconsin	1966
Cappelletti, Gino (WR-K-DB), Minn.	1960-70	Frazier, Charley (WR), Texas So.	1969-70
Carter, Allen (RB), Southern Cal	1975	Funchess, Tom (OT), Jack. St.	1968-70
Carter Kent (LB), Southern Cal	1974	Fussell, Tom (DE) LSU	1967
Carwell, Larry (DB), Iowa State	1969-72	Gallagher, Allen (OT), Southern Cal.	1974
Cash, Rick (DT), N.E. Missouri	1972-73	Gamble, R.C. (RB), So. Car. St.	1968-69
Cavanaugh, Matt (QB), Pittsburgh	1978-82	Gardin, Ron (WR), Arizona	1971
Caveness, Ron (LB), Arkansas	1968-69	Garrett, Carl (RB), N. Mex. High.	1969-72
Chandler, Al (TE), Oklahoma	1976-79	Garrett, J.D. (RB), Grambling	1964-67
Chandler, Edgar (LB), Georgia	1973	Garron, Larry (RB), Western Ill.	1960-68
Chapple, Dave (P.) Cal. (Santa Barbara)	1974	Geddes, Bob (LB), UCLA	1973-75
Charles, John (DB), Purdue	1967-69	Germany, Willie (S), Morgan State	1976
Cheyunski, Jim (DB), Syracuse	1968-72	Gipson, Paul (RB), Houston	1973
Christy, Richard (RB), North Carolina	1960	Gladieux, Bob (RB), Notre Dame	1969-72
Cindrich, Ralph (LB), Pittsburgh	1972		
Clark, Allan (RB), Northern Arizona	1979-80		

Gogolak, Charlie (K), Princeton	1970-72	Lawson, Odell (RB), Langston	1970-71
Golden, Tim (LB), Florida	1982	Lee, John (DE), Nebraska	1981
Golic, Bob (LB), Notre Dame	1979-81	Lee, Keith (DB), Colorado St.	1981-82
Gonzalez, Noe (RB), SW Texas St.	1974	Lee, Robert (G), Missouri	1960
Graff, Neil (QB), Wisconsin	1974-75	Lenkaitis, Bill (C), Penn State	1971-81
Graham, Art (WR), Boston Col	1963-68	Leo, Bobby (WR), Harvard	1967-68
Graham, Milt (OT), Colgate	1961-63	Leo, Charlie (G), Indiana	1960-62
Graves, White (DB), LSU	1965-67	Lindquist, Paul (DT), New Hampshire	1961
Gray, Leon (OT), Jackson State	1973-78	Livingston, Walt (RB), Heidelberg	1960
Green, Jerry (RB), Georgia Tech	1960	Lofton, Oscar (OE), S.E. Louisiana	1960
Greene, Tom (QB), Holy Cross	1960	Long, Charlie (OT), Chattanooga	1961-69
Grogan, Steve (QB), Kansas St.	1975-82	Long, Mike (OE), Brandeis	1960
Hagen, Halvor (G-DE), Weber St.	1971-72	Lott, Billy (RB), Mississippi	1961-63
Haggerty, Mike (OT-DE), Miami	1971	Loudd, Rommie (LB), UCLA	1961-62
Haley, Darryl (OG), Utah	1982	Loukas, Angelo (G), Northwestern	1970
Hall, Ron (DB), Missouri Valley	1961-67	Lowery, Nick (K), Dartmouth	1978
Hamilton, Ray (DE), Oklahoma	1973-81	Lunsford, Mel (DE), Central (O.) State	1973-80
Hammond, Kim (QB), Florida State	1968-70	Maitland, Jack (RB), Williams	1971-72
Hannah, John (G), Alabama	1973-82	Mallory, Irvin (DB), Virginia Union	1971
Hanneman, Craig (DE), Oregon State	1974-75	Mangum, John (DT), S. Mississippi	1966-76
Hare, Eddie (P), Tulsa	1979	Marion, Fred (DB), Miami, Fl	1982
Harris, Rickie (DB), Arizona	1971-72	Marsh, Aaron (WR), Eastern KY.	1968-69
Hartley, Ken (P), Catawba	1981	Marshall, Al (WR), Boise State	1974
Hasselbeck, Don (TE), Colorado	1977-82	Martin, Donald (CB), Yale	1973
Hauser, Art (DT), Xavier	1960	Mason, Dave (S), Nebraska	1973
Hawkins, Mike (OLB), Texas A&I	1978-81	Massey, Jim (CB), Linfield	1974-75
Hayman, Conway (G), Delaware	1972	Mass, Wayne (OT), Miami	1972
Haynes, Mike (CB), Arizona State	1976-82	Matthews, Bill (LB), So. Dak. St.	1979-81
Henke, Karl (OT), Tulsa	1969	Matthews, Henry (RB), Michigan State	1972
Hennessey, Tom (DB), Holy Cross	1965-66	May, Art (DE), Tuskegee	1971
Henson, Luther (NT), Ohio State	1982	McAlister, James (RB/KR), UCLA	1978
Herrick, Ken (LB), West Virginia	1969	McCall, Bob (RB), Arizona	1973
Herron, Mack (RB), Kansas State	1973-75	McComb, Don (DE), Bradley	1960
Hinton, Eddie (WR), Oklahoma	1974	McCray, Prentice (S), Arizona State	1974-80
Hoey, George (DB), Michigan	1972-73	McCurry, Dave (S), Iowa State	1974
Holloway, Brian (OT), Stanford	1981-82	McDougald, Doug (DE), VPI	1980
Holmes, Ernie (NT), Texas Southern	1978	McGee, George (OT), Southern	1960
Howard, Bob (CB), San Diego State	1975-77	McGee, Tony (DE), Bishop (Tex.)	1974-81
Huarte, John (QB), Notre Dame	1966-67	McGrew, Larry (LB), USC	1980-82
Hubach, Mike (P), Kansas	1980-81	McKay, Bob (OT), Texas	1976-78
Hudson, Bill (DT), Clemson	1965	McKinnon, Don (LB), Dartmouth	1963-64
Hunt, Jim Lee (DT), Prairie View	1961-71	McMahon, Art (DB), N. Carolina St.	1968-72
Hunt, Kevin (OT), Doane	1973	McQuay, Leon (RB), Tampa	1975
Hunt, Sam (LB), S.F. Austin	1974-79	Meixler, Ed (LB), Boston University	1965
Hyland, Bob (C), Boston College	1977	Mildren, Jack (S), Oklahoma	1974
Ilg, Ray (LB), Colgate	1967-68	Miller, Al (RB), Boston College	1960
Imhof, Martin (DE), San Diego State	1975	Miller, Dan (K), Miami, Fl.	1982
Ingram, Brian (LB), Tennessee	1982	Mirich, Rex (DT), Northern Arizona	1970
Ivory, Horace (RB), Oklahoma	1977-81	Mitchell, Leroy (DB), Texas Southern	1967-68
Jackson, Harold (WR), Jackson St.	1978-81	Montler, Mike (OT), Colorado	1969-72
Jackson, Honor (DB), Pacific	1972-73	Moore, Arthur (DT), Tulsa	1973-77
Jacobs, Harry (DE-LB), Bradley	1960-62	Moore, Leroy (DE), Ft. Valley State	1961-62
Jacobs, Ray (DT), Howard Payne	1969	Morgan, Stanley (WR), Tennessee	1977-82
Jagielski, Harry (DT), Indiana	1960-61	Morris, Jon (C), Holy Cross	1964-74
James, Roland (DB), Tennessee	1980-82	Mosier, John (TE), Kansas	1973
Janik, Tom (DB-P), Texas A&I	1969-71	Moss, Roland (TE), Toledo	1971
Jarvis, Ray (WR), Norfolk State	1979	Murphy, Bill (WR), Cornell	1968
Jenkins, Ed (RB), Holy Cross	1974	Nance, Jim (RB), Syracuse	1965-71
Johnson, Andy (RB), Georgia	1974-76, 78-81	Neighbors, Billy (G), Alabama	1962-65
Johnson, Billy (DB), Nebraska	1966-69	Nelson, Steve (LB), N. Dakota St.	1974-82
Johnson, Daryl (DB), Morgan State	1968-71	Neumann, Tom (RB), Northern Michigan	1963
Johnson, Ellis (RB), S.E. Louisiana	1965-66	Neville, Tommy (OT), Mississippi	1965-77
Johnson, Joe (OE), Boston College	1960-61	Nichols, Bob (TE), Boston Univ. State	1967-68
Johnson, Preston (RB), Florida A&M	1968	Dakes, Don (OT), Virginia Tech	1963-68
Jones, Cedric (WR), Duke	1982	O'Hanley, Ross (DB), Boston College	1960-65
Jones, Ezell (OT), Minnesota	1969-70	Osley, Willie (CB), Illinois	1974
Jordan, Shelby (OT), Wash. (Mo.)	1975, 77-82	Outlaw, John (DB), Jackson State	1969-72
Kadziel, Roin (LB), Stanford	1972	Owen, Tom (QB), Wichita State	1976-81
Kapp, Joe (QB), California	1970	Owens, Dennis (NT), N. Carolina St.	1982
Keeman, Dan (LB), Maryland	1970	Parilli, Babe (QB), Kentucky	1961-67
Keeton, Durwood (S), Oklahoma	1975	Patrick, Mike (P), Mississippi State	1975-78
Khayat, Ed (DT), Tulane	1966	Patton, Jerry (DE), Nebraska	1975
Kimber, Bill (OE), Florida State	1961	Pennywell, Carlos (WR), Grambling	1978-81
Kiner, Steve (LB), Tennessee	1971, 73	Perkins, Willis (G), Texas Southern	1961
King, Claude (RB), Houston	1962	Philpott, Ed (LB), Miami (O)	1967-71
King, Steve (LB), Tulsa	1973-81	Phillips, Jess (RB), Michigan State	1976-77
Klein, Dick (OT), Iowa State	1961-62	Plunkett, Jim (QB), Stanford	1971-75
Knief, Gayle (WR), Morningside	1970	Pope, Ken (CB), Oklahoma	1974
Koontz, Ed (LB), Catawba	1968	Porter, Willie (DB), Texas Southern	1968
Krakau, Merv (LB), Iowa State	1978	Posey, David (K), Florida	1978
Larson, William (RB), Western Illinois	1960	Price, Kenny (LB), Iowa	1971
Lassifer, Ike (DE), St. Augustine's	1970-71	Pruett, Perry (DB), North Texas State	1971
		Puetz, Garry (OG), Valparaiso	1979-81

Purvis, Vic (WR), S. Mississippi	1966-67	Taliaferro, Mike (QB), Illinois	1968-71
Pyne, George (OT), Olivet	1965	Tanner, John (LB-DE), Tenn. Tech	1973-74
Rademacher, Bill (WR), N. Mich. St.	1969-70	Tarver, John (RB), Colorado	1972-74
Ratkowski, Ray (RB), Notre Dame	1961	Tatupu, Mosi (RB), S. California	1978-82
Ray, Eddie (RB-P), LSU	1970	Taylor, Greg (RB), Virginia	1982
Reilly, Kevin (LB), Villanova	1975	Thomas, Donnie (LB), Indiana	1976
Reynolds, Bob (OT), Bowling Green	1972-73	Thomas, Gene (RB), Florida A&M	1968
Reynolds, Tom (WR), San Diego State	1972	Tippett, Andre (LB), Iowa	1982
Richardson, Al (DE), Grambling	1960	Tipton, Dave (NT), Western Illinois	1975-76
Richardson, Jesse (DT), Alabama	1962-64	Toler, Ken (WR), Mississippi	1981-82
Richardson, Tom (WR), Jackson St.	1969-70	Toner, Ed (DT), Massachusetts	1967-70
Robinson, Rex (K), Georgia	1982	Towns, Bobby (DB), Georgia	1961
Robotti, Frank (LB-RB), Boston College	1961	Trull, Don (QB), Baylor	1967
Romaniszyn, Jim (LB), Edinboro St. (PA)	1976	Turner, Bake (WR), Texas Tech	1970
Romeo, Tony (TE), Florida State	1962-67	Van Eeghen, Mark (RB), Colgate	1982
Romine, Al (DB), Florence State	1961	Vataha, Randy (WR), Stanford	1971-76
Rowe, Dave (DT), Penn State	1971-73	Walker, Mike (K), None	1972
Rucker, Reggie (WR), Boston Univ	1971-74	Washington, Clyde (DB), Purdue	1960-61
Rudolph, Jack (LB), Georgia Tech	1960-65	Washington, Mark (CB), Morgan State	1979
Sanders, John (S), South Dakota	1974-76	Watson, Dave (G), Georgia Tech	1963-64
Sanford, Rick (CB/S), South Carolina	1979-82	Weathers, Robt. (RB), Arizona State	1982
Sardisco, Tony (G), Tulane	1960-62	Webb, Don (DB), Iowa State	1961-71
Satcher, Doug (LB), S. Mississippi	1966-68	Webster, George (LB), Michigan St.	1974-76
Scarpito, Bob (WR-P), Notre Dame	1968	Weisacosky, Ed (LB), Miami	1971-72
Schaum, Greg (DE), Michigan State	1978	Weishuhn, Clayton (LB), Angelo State	1982
Schmidt, Bob (OT), Minnesota	1964	Welch, Claxton (RB), Oregon	1973
Schottenheimer, Marty (LB), Pittsbrgh	1969-70	Wells, Billy (RB), Michigan State	1960
Schubert, Steve (WR), UMass	1974	West, Jeff (DB), Missouri	1961
Schwedes, Gerhardt (RB), Syracuse	1960-61	Westbrook, Don (WR), Nebraska	1977-81
Scott, Clarence (DB), Morgan State	1969-72	Whalen, Jim (TE), Boston College	1965-69
Sellers, Ron (WR), Florida State	1969-71	Wheeler, Dwight (T), Tennessee St.	1978-82
Sherman, Tom (QB-DB), Penn State	1968-69	White, Harvey (QB), Clemson	1960
Shiner, Dick (QB), Maryland	1973-74	White, Jeff (K-P), Texas El Paso	1973
Shoate, Rod (LB), Oklahoma	1975-81	White, Jim (DE), Colorado State	1972
Shonta, Chuck (DB), E. Michigan	1960-67	Whittingham, Fred (LB), California Poly	1970
Simerson, John (OT), Purdue	1961	William, J.R. (LB-C) La. Tech	1968-70
Sims, Ken (DE), Texas	1982	Williams, Brian (TE), Southern	1982
Singer, Carl (OT), Purdue	1966-68	Williams, Lester (NT), Miami	1982
Smith, Connell (DE), Southern Univ	1973-74	Wilson, Darrell (DB), Conn.	1981
Smith, Hal (DT), UCLA	1960	Wilson, Ed (QB), Arizona State	1965
Smith, John (K) Southampton (Eng.)	1974-82	Wilson, Jerrel (P), S. Mississippi	1978
Smith, Ricky (DB), Alabama State	1982	Wilson, Joe (RB), Holy Cross	1974
Snyder, Al (WR), Holy Cross	1964	Windsor, Bob (TE), Kentucky	1972-75
Solitis, Bob (DB), Minnesota	1960-61	Wirgowski, Dennis (DE), Purdue	1970-72
Songin, Ed (Butch) (QB), B.C.	1960-61	Witt, Mel (DT), Arlington State	1967-70
Spears, Ron (DE), San Diego State	1982	Wooten, Ron (OG), N. Carolina	1982
Stenger, Brian (LB), Notre Dame	1973	Wright, Elmo (WR), Houston	1975
Stephens, Tom (DB-TE), Syracuse	1960-64	Yates, Bob (Ot-G-C), Syracuse	1960-65
Stingley, Carry (WR), Purdue	1973-77	Yewcic, Tom (P-QB), Michigan State	1961-66
St. Jean, Lennie (G), N. Michigan	1964-73	Zabel, Steve (LB), Oklahoma	1975-78
Stolberg, Eric (WR), Indiana	1971	Zamberlin, John (LB), Pac. Lutheran	1979-82
Striegel, Bill (LB), College of Pacific	1960		
Studstill, Pat (P), Houston	1972		
Sturt, Fred (G), Bowling Green	1976-78		
Suci, Bob (DB), Michigan State	1963		
Swanson, Terry (P), Massachusetts	1967-68		
Sweet, Joe (WR), Tennessee State	1974		
Sykes, Alfred (WR), Florida A&M	1971		



DE Ken Sims was the top pick in the entire 1982 NFL Draft.

ALL-TIME PATRIOTS' PLAYER DRAFT

Note: The Patriots selected 19 players in the 1983 draft, a league record since the 12 round draft format was adopted in 1977. The previous high mark of 18 was set by Cincinnati (1977 and 1978) and Pittsburgh (1977). In 1983, the NFL draft was conducted on one day, a revision of the previous two-day format. During the 1983 draft, the Patriots traded a 1984 fourth round choice to New Orleans in exchange for 9th, 10th, 11th and 12th round choices in 1983.

1983

1. Tony Eason, 15, (QB) Illinois. 2. Darryal Wilson, 47, (WR) Tennessee. 3a. Stephan Starring, 74, (WR) McNeese State. 3b. Steve Moore, 80, (OG/OT) Tennessee State (choice from San Diego in FS Tim Fox trade). 4. Johnny Rembert, 101, (LB) Clemson. 5a. Smiley Creswell, 118, (DE) Michigan State (choice from Chicago in LB Rod Shoate trade). 5b. Darryl Lewis, 128, (TE) Texas-Arlington. 6. Mike Bass, 155, (K) Illinois. 7. Craig James, 187, (RB) SMU/Washington-USFL. 8. Ronnie Lippett, 214, (DB) Miami (FL). 9a. Ricky Williams, 233, (RB) Langston (choice from New Orleans). 9b. Mark Keel, 240, (TE) Arizona/Arizona-USFL. 10a. James Williams, 264, (TE) Wyoming (choice from NY Giants in LB Bill Matthews trade). 10b. Toby Williams, 265, (DE) Nebraska (choice from New Orleans). 10c. Tom Ramsey, 267, (QB) UCLA/Los Angeles-USFL. 11a. Steve Parker, 292, (WR/KR) Abilene Christian (choice from New Orleans). 11b. Calvin Eason, 294, (DB) Houston. 12a. Waddell Kelly, 319, (RB) Arkansas State (choice from New Orleans). 12b. Andy Ekern, 326, (OT) Missouri.

1982

1a. Ken Sims, 1 (DE) Texas. 1b. Lester Williams, 27, (DT) Miami (FL) (choice from San Francisco in TE Russ Francis deal). 2. own choice (29th overall) traded to San Francisco. 2a. Robert Weathers, 40, (RB) Arizona State (choice from San Diego in FS Tim Fox deal). 2b. Andre Tippett, 41, (LB) Iowa (choice from San Francisco). 2c. Darryl Haley, 55, (OT) Utah (choice from San Francisco). 3a. Cedric Jones, 56, (WR/KR) Duke. 3b. Clayton Weishuhn, 60, (LB) Angelo State (choice from Seattle for RB Horace Ivory). 4a. George Crump, 85, (DE) East Carolina. 4b. Brian Ingram, 111, (LB) Tennessee (choice from San Francisco in TE Russ Francis deal). 5. Fred Marion, 112, (DB) Miami (FL). 6. Ricky Smith, 141, (DB) Alabama State. 7. Jeff Roberts, 168, (LB) Tulane. 8. Ken Collins, 197, (LB) Washington State. 9. Kelvin Murdock, 224, (WR) Troy State. 10. Brian Clark, 253, (K) Florida. 11a. used to select WR Chy Davidson of Rhode Island in 1981 supplemental draft. 11b. Steve Sandon, 296, (QB) Northern Iowa (choice from NY Giants for DB Bill Currier). 12. Greg Taylor, 308, (WR/KR) Virginia.

1981

1. Brian Holloway, 19, (OT) Stanford. 2. Tony Collins, 47, (RB/KR) East Carolina. 3. choice to Minnesota for RB Chuck Foreman. 4. Don Blackmon, 102, (LB) Tulsa. 5. Steve Clark, 130, (DE) Kansas State. 6. Ron Wooten, 157, (OG) North Carolina. 7. Ken Toler, 185, (WR) Mississippi. 8a. Ken Naber, 194, (P) Stanford (choice from New Orleans for OG Sam Adams). 8b. Lin Dawson, 212, (TE) North Carolina State. 9. choice to Detroit for LB Ed O'Neill. 10. choice to Cleveland for DE Ernest Pirce. 11. Brian Buckley, 295, (QB) Harvard. 12. Cris Crissy, 323, (DB/KR) Princeton.

1980

1a. Roland James, 14, (DB), Tennessee. 1b. Vagas Ferguson, 25, (RB), Notre Dame (choice from Houston in OT Leon Gray deal). 2. Larry McGrew, 45, (LB) USC. 3. Steve McMichael, 73, (DT) Texas. 4. choice to Los Angeles in WR Harold Jackson deal. 5. Doug McDougald, 124, (DE), VPI. 6a. choice to Cleveland for DE Mike St. Clair. 6b. Preston Brown, 160, (WR/KR) Vanderbilt (choice from Houston in OT Leon Gray deal). 7. Tom Kearns, 180, (OG) Kentucky. 8. Mike House, 208, (TE) Pacific. 9. Barry Burget, 235, (LB) Oklahoma. 10. Tom Daniel, 266, (OC) Georgia Tech. 11. Mike Hubach, 293, (P) Kansas. 12. Jimmy Jordan, 320, (QB) Florida State.

1979

1. Rick Sanford, 25, (DB) South Carolina. 2. Bob Golic, 52, (LB) Notre Dame. 3. (Choice to Los Angeles) in WR Harold Jackson deal. 4. Eddie Hare, 106, (P) Tulsa. 5. John Zamberlin, 135, (LB) Pacific Lutheran. 6. (Choice to Pittsburgh). 7. Judson Flint, 177, (DB) Memphis State (choice from Washington, choice forfeited). 8. Randy Love, 216, (RB) Houston. 9. John Spagnola, 245, (TE) Yale. 10. Martin Cox, 270, (WR) Vanderbilt (choice from Denver). Allan Clark, 271, (RB) Northern Arizona. 11. (Choice to Washington). 12. (Choice to Detroit).

1978

1. Bob Cryder, 18 (G) Alabama. 2. Matt Cavanaugh, 50, (QB) Pittsburgh. 3. Carlos Pennywell, 77, (WR) Grambling. 4. Dwight Wheeler, 102, (T) Tennessee State. 5. Bill Matthews 129, (LB) South Dakota State. 6. Kem Coleman, 156, (LB) Mississippi. 7. Mike Hawkins, 188, (LB) Texas A&I. 8a. Terry Falcon, 198, (G) Montana (choice from Buffalo through Philadelphia). 8b. Mosi Tatupu, 215, (RB) Southern California. 9. Tim Petersen, 242, (LB) Arizona State. 10. Bryan Ferguson, 269, (DB) Miami. 11. Charlie Williams 296, (LB) Florida. 12. John Gibney, 328, (C) Colgate.

1977

1a. Raymond Clayborn, 16, (DB) Texas (choice from San Francisco). 1b. Stanley Morgan, 25, (WR) Tennessee. 2a. Horace Ivory, 44, (RB) Oklahoma (choice from San Francisco). 2b. Don Hasselbeck, 52, (TE) Colorado. 3. Sidney Brown, 82, (DB) Oklahoma. 4. Gerald Skinner, 109, (T) Arkansas. 5. (Choice to St. Louis). 6. (Choice to Houston). 7. Ken Smith, 192, (WR) Arkansas-Pine Bluff. 8. Brad Benson, 219, (G) Penn State. 9. Jerry Vogele, 249, (LB) Michigan. 10a. John Rasmussen, 276, (T) Wisconsin. 10b. Giles Alexander, 279, (DE) Tulsa (choice from Oakland). 11. Ray Costict, 303, (LB) Mississippi State. 12. Dave Preston, 333, (RB) Bowling Green.

1976

1a. Mike Haynes, 5, (DB) Arizona State). 1b. Pete Brock, 12, (C) Colorado (choice from San Francisco). 1c. Tim Fox, 21, (DB) Ohio State (choice from Houston through San Francisco). 2. Ike Forte, 35, (RB) Arkansas. 3. (Choice to Chicago). 4. (Choice to Cleveland through Philadelphia). 5. (Choice to San Diego). 6. (Choice to New York Giants). 6b. Greg Boyd, 170, (DE) San Diego State. 7. (Choice to Cincinnati). Perry Brooks, 202, (DT) Southern (choice from Houston). 8. (Choice to Philadelphia). Stu Betts, 235, (RB) Northern Michigan (choice from Minnesota). 9. Doug Beaudoin, 243, (DB) Minnesota. 10. Ricky Feacher, 270, (WR) Miss. Valley. 11. Donnie Thomas, 298, (LB) Indiana. 12. Nathaniel Bell, 325, (DT) Tulane. 13. James Jones, 352, (DB) Central Michigan. 14. David Quehl, 382, (WR) Holy Cross. 15. Bernard Coleman, 409, (WR) Bethune-Cookman. 16. Clifford Brown, 436, (DT) Tuskegee. 17. Todd Anderson, 465, (C) Stanford.

1975

1. Russ Francis, 16, (TE) Oregon. 2. Rod Shoate, 41, (LB) Oklahoma. 3. Pete Cusick, 66, (DT) Ohio State. 4. Allen Carter, 86, (RB) So. California (choice from San Diego through Cleveland); Steve Burks, 91, (WR) Arkansas State. 5. Steve Grogan, 116, (QB) Kansas State; Steve Freeman, 117, (DB) Mississippi St. (choice from Philadelphia). 6. (Choice to Detroit). 7. Lawrence Williams, 172, (WR) Texas Tech. 8. (Choice to Chicago). 9. (Choice to Pittsburgh). 10. (Choice to Pittsburgh). 11. Rene Garnett, 272, (DB) Idaho State. 12. Matt Kendon, 297, (DT) Idaho State; Conredge Holloway, 306, (QB-DB) Tennessee (choice from Washington). 13. Joe Harvey, 328, (DE) Northern Michigan. 14. Tom Gossom, 353, (WR) Auburn. 15. Don Clayton, 378, (RB) Murray State. 16. Kerry Marbury, 403, (RB) West Virginia. 17. Myke Horton, 428, (T) UCLA.

1974

1. (Choice to San Francisco). 2. Steve Corbett, 30, (G) Boston College (choice from Chicago); Steve Nelson, 34, (LB) North Dakota State. 3. (Choice to Chicago through Washington). 4. (Choice to Cincinnati). 5. Andy Johnson, 113, (RB) Georgia; Charlie Battle, 124, (LB-DE) Grambling (choice from Washington through New Orleans). 6. (Choice to Baltimore); Chuck Ramsey, 141, (P) Wake Forest (choice from Philadelphia). 7. (Choice to Pittsburgh); Maury Damkroger, 178, (LB) Nebraska (choice from Washington). 8. (choice to Chicago). 9a. Ed McCartney, 209, (TE) Northeast Oklahoma (from Houston); 9b. (choice to Washington). 10. (Choice to Pittsburgh). 11. Archie Gibson, 268, (RB) Utah State. 12. Eddie Foster, 296, (T) Oklahoma. 13. Phil Benett, 321, (RB) Boston College. 14. Cecil Bowens, 346, (RB) Kentucky. 15. Sam Hunt, 374, (LB) Stephen F. Austin. 16. Lucious Selmon, 399, (DT) Oklahoma. 17. Gary Hudson, 424, (DB) Boston College.

1973

1. John Hannah, 4, (G) Alabama; Sam Cunningham, 11, (RB) So. California (choice from Los Angeles); Darryl Stingley, 19, (WR) Purdue (choice from Chicago). 2. (Choice to Cleveland through N.Y. Giants). 3. Brad Dusek, 56, (DB) Texas A&M; Charles Davis, 79, (RB) Alcorn A&M (choice from Dallas). 4. Allen Gallaher, 82, (T) So. California. 5. Doug Dumler, 193, (C) Nebraska. 6. (Choice to New Orleans). 7. (Choice to Miami). 8. Isaac Brown, 185, (RB) W. Kentucky. 9. David Callaway, 212, (T) Texas A&M. 10. Dan Ruster, 238, (DB) Oklahoma. 11. Homer May, 264, (TE) Texas A&M. 12. Bruce Barns 290 (P) UCLA. 13. Alan Lowry, 316, (DB) Texas. 14. Raymond Hamilton, 342, (LB) Oklahoma. 15. Conde Pugh, 358, (DB) Norfolk State. 16. Mike Kutter, 394, (DE) Concordia. 17. Eddie McAshan, 418, (QB-DB) Georgia Tech.

1972

1. (Choice to Minnesota as compensation for Joe Kapp). 1-b. Choice from Los Angeles for Phil Olsen sent to NY Giants in trade for Fred Dryer. 2. (Choice to Dallas); Tom Reynolds, 49, (WR) San Diego State (choice from Kansas City). 3. (Choice to Dallas); Jim White, 73, (DE) Colorado State U. (choice from Washington through Los Angeles). 4. (Choice to Dallas). 5. (Choice to Baltimore); Ron Bolton, 124, (DB) Norfolk State (choice from Oakland). 6. (Choice to Atlanta through New York Giants). 7. Clark Hoss, 165, (TE) Oregon State; John Tarver, 165, (RB) Colorado (choice from San Diego). 8. Steve Beyrle, 195, (G) Kansas State. 9. Mike Kelson, 220, (T) Arkansas. 10. Mel Caraway, 245, (DB) N.E. Oklahoma. 11. Rodney Cason, 269, (T) Angelo State. 12. Steve Booras, 295, (DE) Mesa J.C. 13. Sam Elmore, 325, (DB) E. Michigan. 14. Ed Rideout, 350, (WR) Boston College. 15. Joel Kilmek, 375, (TE) Pittsburgh. 16. Eric Dahl, 400, (DB) San Jose State. 17. Junior Ah You, 425, (LB) Arizona State.

1971

1. Jim Plunkett, 1, (QB) Stanford. 2. Julius Adams, 27, (DT) Texas Southern. 3. (Choice to Buffalo through Oakland). 4. (Choice to Denver). 5. Tim Kelly, 105, (LB) Notre Dame. 6. David Hardt, 131, (TE) Kentucky. 7. (Choice to Oakland). 8. (Choice to Buffalo). 9. Josh Ashton, 209, (RB) Tulsa. 10. Layne McDowell, 235, (T) Iowa. 11. Dan Schneiss, 251, (TE) Nebraska. 12. John Rodman, 287, (T) Northwestern. 13. Lewis Swain, 313, (DB) Alabama A&M. 14. Alfred Sykes, 339, (WR) Florida A&M. 15. Nick McGarry, 365, (TE) Massachusetts. 16. Jim Zikmund, 391, (DB) Kearney State. 17. Ronald Leigh, 417, (DE) Elizabeth City St.

1970

1. Phil Olsen, 4, (DT) Utah State. 2. (Choice to Houston). 3. Mike Ballou, 56, (LB) UCLA. 4. Eddie Ray, 83, (DB) LSU. 5. Bob Olson, 107, (LB) Notre Dame (choice from Miami); (choice to New York Jets). 6. (Choice to Buffalo). 7. Odell Lawson, 160, (RB) Langston, Okla. 8. (Choice to New York Jets). 9. Dennis Wirgowski, 212, (DE) Purdue. 10. Henry Brown, 239, (K-WR) Missouri. 11. Dennis Bramlett, 264, (T) Texas-El Paso. 12. Greg Roero, 291, (DT) New Mex. Highlands. 13. Ronnie Shelley, 316, (DB) Troy State. 14. Garvie Craw, 343, (RB-TE) Michigan. 15. Kent Schoolfield, 368, (WR) Florida A&M. 16. Otis McDaniel, 395, (DE) Tuskegee. 17. Joe Killingsworth, 420, (WR) Oklahoma.

1969

1. Ron Sellers 6, (SE) Florida State. 2. Mike Montler 32, (G) Colorado. 3. Carl Garrett, 58, (RB) N.M. Highlands. 4. (Choice to Denver through Kansas City). 5. Onree Jackson, 110, (QB) Alabama A&M. 6. (Choice to Oakland). 7. Rick Hackley, 162, (T) New Mexico State. 8. Bob Gladieux, 188, (RB) Notre Dame. 9. Steve Alexakos, 209 (G-LB) San Jose State (Choice from Buffalo); Joe Walker, 214, (DE) Albany State. 10. Dennis Devlin, 240, (DB) Wyoming. 11. Barry Gallup 266, (SE) Boston College. 12. Richard Lee 292, (DT) Grambling. 13. Joe Leasey, 318, (LB) Alcorn A&M. 14. John Cagle, 344, (LB) Clemson. 15. Brant Conley, 370, (RB-P) Tulsa. 16. Jim Vuono, 396, (LB) Adams State. 17. George Muse, 472, (LB-DB) Grambling.

1968

1. Dennis Byrd, 6, (DT) North Carolina State. 2. Tom Funchess, 32, (T) Jackson State. 3. Aaron Marsh, 60, (FL) Eastern Kentucky. 4. R.C. Gamble, 88, (RB) South Carolina State. 5. Jim Smithberger, 116, (DB) Notre Dame. 6. (Choice to Cincinnati). 7. John Schneider, 170, (QB) Toledo. 8. Daryl Johnson, 197, (DB) Morgan State. 9. (Choice to Houston). 10. John Outlaw, 249, (DB) Jackson State. 11. Paul Feldhausen, 278, (T) Northland, Wis. 12. James Cheyonski, 305, (LB) Syracuse. 13. Max Huber, 332, (T) Brigham Young. 14. Henry McKay, 358, (E) Guilford. 15. Art McMahan, 385, (DB) No. Carolina State. 16. Charles Fulton, 413, (RB) Tennessee. 17. Ed Koontz, 440, (LB) Catawba.

1967

1. John Charles, 21, (DB) Purdue. 2. (Choice to Kansas City). 3. (Choice to New York Jets). 4. Ed Philpott, 101, (DE) Miami (Ohio). 5. Melvin Witt, 128, (DE) Arlington State. 6. Ron Medlen, 154, (DE) SMU. 7. Robert Leo, 180, (HB) Harvard. 8. Tom Fussell, 206, (DT) LSU. 9. Charlie Thornhill, 232, (DB) Michigan State. 10. John Runnels, 257, (LB) Penn State. 11. Leroy Mitchell, 283, (FL) Texas Southern. 12. Dave Davis, 310, (T) Harvard. 13. Ray Ilg, 336, (LB) Colgate. 14. Bobby Beard, 361, (LB) Auburn. 15. Tom Folliard, 388, (LB) Mississippi State. 16. Dik Nocera, 414, (HB) Southern Conn. 17. Bobby Nichols, 440, (TE) Boston University.

1966

1. Karl Singer, (T) Purdue; Willie Townes, (T) Tulsa. 2. Jim Boudreaux, (T) La. Tech; Ken Avery, (LB) Miss. Southern. 3. Harold Lucas, (T) Mich. State; Ed Toner, (G) U. Mass. 4. (Choice to New York); Heath Wingate, (T) Bowling Green. 5. John Mangum, (T) Miss. Southern; Ray Perkins, (E) Alabama. 6. Dan Irby, (T) Louis. Tech.; Joe Avezzano, (G) Florida State. 7. Jim Battles, (T) Southern U.; Brent Caston (DB) Mississippi. 8. Sam Montgomery, (DB) Southern; Tom Schaefer, (RB) Chattanooga. 9. Doug Satcher, (LB) Southern; Jack White, (QB) Penn State. 10. Dennis Brewster, (T) BYU; Bob Ellis, (HB) Massachusetts. 11. (Choice to New York); Jay Marion, (DB) Wyoming. 12. Dick Fugere, (LB) Cincinnati. 13. Tom Carr, (FB) Bates St. 14. Bob Hall, (DB) Brown. 15. Billy Laird, (QB) La. Tech. 16. Buddy Owens, (G) Michigan State. 17. Dick Capp, (DE) Boston College. 18. John Pincavage, (E-DB) Virginia. 19. Joe Novogratz, (G) Pittsburgh. 20. Paul Soule, (HB) Bowdoin.

1965

1. Jerry Rush, (T) Michigan State; Dave McCormick, (T) LSU. 2. (Choice to Houston); Bob Kowowski, (T) Virginia. 3. Jim Whalen, (E) Boston College; Bob Cappadonna, (FB) Northeastern. 4. Ellis Johnson, (HB) S.E. Louisiana; Dick Arrington, (G) Notre Dame. 5. Corwyn Aldredge, (E) N.W. Louisiana; Dennis Smith, (DE) Cincinnati. 6. Justin Canale, (G) Mississippi State; Billy Ezell, (DB) LSU. 7. Tom Neville, (T) Mississippi State; John Hankinson, (QB) Minnesota. 8. Fred Brown, (E) Miami; Beau Colle, (DB) LSU. 9. Bob Malone, (T) Louisiana Tech.; Charles Brown, (T) Tulsa. 10. (Choice to Buffalo); Dave Hettema, (T) New Mexico. 11. John Frechette, (T) Boston College; Roy Schmidt, (G) Long Beach State. 12. Jim Weatherly, (DB) Mississippi; Leon Stanridge, (E) San Diego State. 13. Charlie Green, (QB) Wittenberg, 14. Jay Cunningham, (HB) Bowling Green. 15. Ted Rodosevitch, (G) Cincinnati. 16. George Pyne, (T) Olivet. 17. White Graves, (DB) LSU; Dave Lee, (E) Louisiana Tech. 18. Ed Meixler, (LB) Boston University. 19. Jim Nance (FB) Syracuse. 20. Fred Fugazzi, (FB) Missouri Valley.

1964

1. Jack Concannon, (QB) Boston College. 2. Jim Kelly, (E) Notre Dame. 3. (Choice to Denver). 4. Jon Morris, (E) Holy Cross. 5. (Choice to San Diego). 6. Jim Mazurek, (G) Syracuse. 7. T.W. Alley, (T) William & Mary. 8. J.D. Garrett, (HB) Grambling; Roger Lalonde, (T) Muskingum. 9. Lennie St. Jean, (E) N. Michigan. 10. (Choice to Buffalo). 11. Jim Barrett, (HB) Boston College. 12. (Choice to Kansas City). 13. Joe Scarpati, (DB) N. Carolina State. 14. Jim Wilson, (T) Georgia. 15. Tony Gibbons (T) John Carroll. 16. Pete Pedro, (HB) West Texas State. 17. Gary Wood, (QB-HB) Cornell. 18. Joe Tiller, (T) Montana State. 19. Bill Dawson, (E) Florida State. 20. Lonnie Farmer, (LB) Chattanooga. 21. Tony Lawrence, (T) Bowling Green. 22. Dave Archer, (T) Syracuse. 23. Dave Humenick, (T) Notre Dame. 24. Larry Bartolameci, (T) West Virginia. 25. Bryan Generalovich, (E) Pittsburgh. 26. Dick Niglio, (HB) Yale.

1963

1. Art Graham, (E) Boston College. 2. LeRoy Jordan, (C) Alabama. 3. Bob Vogel, (T) Ohio State. 4. Bob Reynolds, (T) Bowling Green. 5. Lou Cioci, (G) Boston College. 6. Sam Silas, (T) Southern Illinois. 7. Dick Williamson (E) Alabama. 8. Rod Foster, (G) Ohio State. 9. Jim Simon, (E) Miami. 10. Don McKinnon, (C) Dartmouth. 11. Dave Hayes, (FB) Penn State (choice from Houston); Dave Watson, (G) Georgia Tech. 12. Bill Gambrell, (HB) South Carolina (choice from Buffalo); Tim Gauntner, (HB) John Carroll. 13a. Dave Adams, (T) Arkansas. 13b. Ralph Ferrissi, (FB) So. Connecticut. 14. Whaley Hall, (T) Mississippi. 15. Bob Dentel, (C) Miami. 16. Wes Bryant, (T) Arkansas. 17. Tom Neumann, (HB) Michigan. 18. Dave O'Brien, (T) Boston College. 19. Pat McCarthy, (QB) Holy Cross. 20. Jim Bradshaw, (HB) Chattanooga. 21. Gary Sherman, (HB) Bowling Green. 22. Nate Craddock, (FB) Parsons. 23. Al Snyder, (HB) Holy Cross. 24. Dick Schultz, (T) Ohio. 25. Dennis Gaubatz, (G) Louisiana State U. 26. Jim Tullis, (HB) Florida A&M. 27. Dave Adams, (T) Arkansas. 28. Ron Whaley, (HB) Chattanooga. 29. Dock Kelly, (G) Georgia.

1962

1. Gary Collins, (E) Maryland. 2. LeRoy Jackson, (HB) W. Illinois. 3. Sherwyn Thorson, (G) Iowa. 4. (Choice to Houston). 5. (Choice to Dallas). 6. Bill Neighbors, (T) Alabama. 7. John Schopf, (T) Michigan. 8. Benny McRae, (HB) Michigan. 9. Bill Triplett, (FB) Miami, Ohio. 10. John Knight, (HB) Valparaiso. 11. (Choice to Buffalo). 12. (Choice to Oakland). 13. Nick Buoniconti, (G) Notre Dame. 14. Chas. Sieminski, (T) Penn State. 15. Gerry Goerlitz, N. Michigan. 16. Ken Byers, (G) Cincinnati. 17. Scott Maentz, (E) Michigan. 18. Tom Chandler, (T) Florida A&M. 19. Ron Myers, (E) Villanova. 20. Tom Neck, (HB) LSU. 11. John Traynham, (HB) VMI. 22. Bob Asack, (T) Columbia. 23. Walt Crate, (HB) Penn Military. 24. Don Christman, (C) Richmond. 25. Bob Stem, (C) Richmond. 26. Jim Field, (QB) LSU. 27. Al Gursky, (HB) Penn State. 28. Charles Dickerson, (T) Illinois. 29. Julius Fincke, (T) McNeese State. 30. John L. Finn, (T) Louisville. 31. Mike Ingram, (G) Ohio State. 32. Charles Taylor, (HB) Mississippi. 33. Steve Jastrzembski, (E) Pittsburgh. 34. Ray Lardani, (T) Miami (Fla.).

1961

1. Tommy Mason, (HB) Tulane. 2. Rip Hawkins, (C) North Carolina. 3. Danny LaRose, (E) Missouri. 4. Mike Zeno, (G) Virginia Tech. 5. Fran Tarkenton, (QB) Georgia. 6. Larry Eisenhower, (T) Boston College. 7. Paul Terhes, (QB) Bucknell. 8. Charles Long, (G) Chattanooga. 9. Roland Lakes, (C) Wichita. 10. Richard Mueller, (E) Kentucky. 11. Mel West, (HB) Missouri. 12. Wayne Harris, (C) Arkansas. 13. Dan Underwood, (T) McNeese State. 14. James Wright, (QB) Memphis State. 15. (Choice to Dallas). 16. George Balthazar, (T) Tennessee A&I. 17. Ray Ratkowski, (HB) Notre Dame. 18. Tom Rodgers, (HB) Kentucky. 19. Joe Bellino, (HB) Navy. 20. Clarence Childs, (HB) Florida A&M. 21. Dan Oakes, (G) VPI. 22. Bob Johnson, (E) Michigan. 23. Darrel DeDecker, (C) Illinois. 24. Don Webb, (HB) Iowa State. 25. Robert Minihane, (T) Boston University. 26. Charles Granger, (T) Southern U. (La.). 27. Terry Huxhold, (T), Wisconsin. 28. Bryant Harvard, (QB) Auburn. 29. Ernie McMillan, (T) Illinois. 30. George Hulz, (T) Mississippi Southern.

1960

Buddy Allen, (HB) Utah State; Ron Burton, (HB) Northwestern; Dale Chamberlain, (FB) Miami, O.; Henry Christopher, (E) SMU; Dan Colchicco, (E) San Jose State; Jack Cummings, (QB) North Carolina State; James Davis, (C) Oklahoma; Sarafine Fazio, (C) Pittsburgh; Max Fugler, (C) LSU; Jim Gardner, (T) Duke; James Goodyear, (T-G) Wake Forest; Dave Harris, (HB) Kansas; Al Henderson, (T) Colorado State; James Hickman, (T-G) Penn State; Robert Krantz, (FB) Penn State; Joe Kulbacki, (HB) Purdue; Dee Mackey, (E) E. Texas St.; Leon Manley (G) W. Texas St. Cliff Manning (T-G) Hardin-Simmons; Pete Manning, (E) Wake Forest; Edward Mazurek, (T) Xavier; Bell Meglen, (G) Utah State; Frank Mestnik, (FB) Marquette; Ron Mix, (T) USC; Irvin Nikolai, (E) Stanford; Jim Prestel, (T) Idaho; Bob Salerno, (G) Coloardo; Ger Schwedes, (HB) Syracuse; Richard Soergel, (QB) Oklahoma St.; Larry Wagner, (T) Vanderbilt; Harvey White, (QB) Clemson; Tirey Wileman, (HB) SMU; Gary Wisener, (E) Baylor.

PATRIOTS' YEAR-BY-YEAR LEADERS

RUSHING

Year	Player	Att.	Yds.	Avg.	LG	TD
1960	Alan Miller	101	416	4.2	33	1
1961	Billy Lott	100	461	4.7	38	5
1962	Ron Burton	134	548	4.0	59	2
1963	Larry Garron	179	750	4.1	47t	2
1964	Larry Garron	183	585	3.2	16	2
1965	Jim Nance	111	321	2.9	20	5
1966	Jim Nance	299	1458	4.9	65t	11
1967	Jim Nance	269	1216	4.5	53	7
1968	Jim Nance	177	593	3.4	30t	4
1969	Jim Nance	193	750	3.9	43	6
1970	Jim Nance	145	522	3.6	21	7
1971	Carl Garrett	181	784	4.3	38	1
1972	Josh Ashton	128	546	4.3	35	3
1973	Sam Cunningham	155	516	3.3	25	4
1974	Mack Herron	231	824	3.6	28	7
1975	Sam Cunningham	169	666	3.9	17	6
1976	Sam Cunningham	172	824	4.8	24	3
1977	Sam Cunningham	270	1015	3.8	31t	4
1978	Sam Cunningham	199	768	3.9	52t	8
1979	Sam Cunningham	159	563	3.5	27	5
1980	Vagas Ferguson	211	818	3.9	44	2
1981	Tony Collins	204	873	4.3	29	7
1982	Tony Collins	164	632	3.9	54	1

PASSING

Year	Player	Att.	Comp	Pct.	Yds.	Int.	LG	TD
1960	Butch Songin	392	187	47.7	2476	15	78	22
1961	Butch Songin	212	98	46.2	1429	9	58t	14
1962	Babe Parilli	253	140	55.3	1988	8	67t	18
1963	Babe Parilli	337	153	45.4	2335	24	77t	13
1964	Babe Parilli	473	228	48.2	3465	27	80t	31
1965	Babe Parilli	426	173	40.6	2597	26	73t	18
1966	Babe Parilli	382	181	47.4	2721	20	63t	20
1967	Babe Parilli	344	161	46.8	2317	24	79t	19
1968	Tom Sherman	226	90	39.8	1199	16	87t	12
1969	Mike Taliaferro	331	160	48.3	2160	18	77	19
1970	Joe Kapp	219	98	44.7	1104	17	48	3
1971	Jim Plunkett	328	158	48.2	2158	16	88t	19
1972	Jim Plunkett	355	169	47.6	2196	25	62	8
1973	Jim Plunkett	376	193	51.3	2550	17	64	13
1974	Jim Plunkett	352	173	49.1	2457	22	69t	19
1975	Steve Grogan	274	139	50.7	1976	18	62t	11
1976	Steve Grogan	302	145	48.0	1903	20	58t	18
1977	Steve Grogan	305	160	52.5	2162	21	68	17
1978	Steve Grogan	362	181	50.0	2824	23	75t	15
1979	Steve Grogan	423	206	48.7	3286	20	63t	28
1980	Steve Grogan	306	175	57.2	2475	22	71	18
1981	Steve Grogan	216	117	54.2	1859	16	76t	7
	Matt Cavanaugh	219	115	52.5	1633	13	65	5
1982	Steve Grogan	122	66	54.1	930	4	62t	7

PUNTING

Year	Player	No.	Yds.	Avg.	Long
1960	Tom Greene	59	2235	37.9	66
1961	Tom Yewcic	62	2406	38.8	64
1962	Tom Yewcic	68	2634	38.7	56
1963	Tom Yewcic	73	2880	39.4	65
1964	Tom Yewcic	72	2787	38.7	63
1965	Tom Yewcic	76	3094	40.7	70
1966	Jim Fraser	53	2044	38.6	68
1967	Terry Swanson	65	2632	40.5	62
1968	Bob Scarpitto	34	1382	40.6	87
	Terry Swanson	62	2449	39.5	57
1969	Tom Janik	70	2903	41.5	56
1970	Tom Janik	86	3364	39.1	57
1971	Tom Janik	87	3249	37.3	58
1972	Pat Studstill	75	2859	38.1	57
1973	Bruce Barnes	55	2134	38.8	53
1974	Bruce Barnes	45	1604	35.6	50
1975	Mike Patrick	83	3223	38.8	62
1976	Mike Patrick	67	2688	40.1	52
1977	Mike Patrick	65	2354	36.2	64
1978	Jerrel Wilson	54	1921	35.6	57
1979	Eddie Hare	83	3038	36.6	58
1980	Mike Hubach	63	2392	38.0	69
1981	Rich Camarillo	47	1959	41.7	75
1982	Rich Camarillo	49	2140	43.7	76

PUNT RETURNS

Year	Player	No.	Yds.	Avg.	LG	TD
1960	Billy Wells	12	66	4.6	16	0
1961	Fred Bruney	23	109	4.7	11	0
1962	Ron Burton	21	122	5.8	22	0
1963	Bob Suci	25	233	9.3	22	0
1964	Dave Cloutier	20	136	6.8	40	0
1965	Ron Burton	15	61	4.1	12	0
1966	Tom Hennessey	7	39	5.6	11	0
1967	Jay Cunningham	17	105	6.2	44	0
	Joe Bellino	15	129	8.6	18	0
1968	Willie Porter	22	135	6.1	24	0
1969	Carl Garrett	12	159	13.3	45	0
1970	Carl Garrett	17	168	9.9	62	0
1971	Carl Garrett	8	124	15.5	50	0
1972	Carl Garrett	6	36	6.0	27	0
1973	Mack Herron	27	282	10.8	54	0
1974	Mack Herron	35	517	14.8	66	0
1975	Darryl Stingley	15	113	7.5	29	0
1976	Mike Haynes	45	608	13.5	89t	2
1977	Stanley Morgan	16	220	13.8	53	0
	Mike Haynes	24	200	8.3	46	0
1978	Stanley Morgan	32	335	10.5	48	0
1979	Stanley Morgan	29	289	10.0	80t	1
1980	Roland James	33	331	10.0	75t	1
1981	Stanley Morgan	15	116	7.7	26	0
1982	Ricky Smith	16	139	8.7	19	0

KICKOFF RETURNS

Year	Player	No.	Yds.	Avg.	LG	TD
1960	Dick Christy	24	617	25.7	46	0
1961	Larry Garron	16	438	27.4	89	1
1962	Larry Garron	24	686	28.5	95t	1
1963	Larry Garron	28	693	24.7	58	0
1964	J. D. Garrett	32	749	23.4	42	0
1965	Jay Cunningham	17	374	22.0	45	0
1966	Joe Bellino	18	410	22.8	43	0
1967	Jay Cunningham	30	627	20.0	41	0
1968	Willie Porter	36	812	22.6	61	0
1969	Carl Garrett	28	792	28.3	63	0
1970	Odell Lawson	25	546	21.8	52	0
1971	Carl Garrett	24	538	22.4	37	0
1972	Carl Garrett	16	410	25.6	49	0
1973	Mack Herron	41	1092	26.6	92t	1
1974	Mack Herron	28	629	18.0	62	0
1975	Allen Carter	32	879	27.5	99t	1
1976	Jess Phillips	14	397	28.4	71	0
1977	Raymond Clayborn (NFL Leader)	28	869	31.0	101t	3
1978	Raymond Clayborn	27	636	23.6	60	0
1979	Allan Clark	37	816	22.1	38	0
1980	Horace Ivory (NFL Leader)	36	992	27.6	98t	1
1981	Tony Collins	39	773	18.3	32	0
1982	Ricky Smith	24	567	23.6	98t	1

PASS INTERCEPTIONS

Year	Player	No.	Yds.	Avg.	LG	TD
1960	Gino Cappelletti	4	68	17.0	24	0
1961	Don Webb	5	153	30.6	59	2
1962	Ross O'Hanley	5	83	16.6	28	0
1963	Bob Suci	8	294	36.7	98	2
1964	Ron Hall	11	148	13.5	50	0
1965	Ron Hall	3	35	11.7	29	0
1966	Ron Hall	6	159	26.5	87	0
1967	Don Webb	4	91	22.8	41	0
1968	Leroy Mitchell	7	41	5.9	20	0
1969	Larry Carwell	4	114	28.5	38	0
1970	Daryl Johnson	2	51	25.5	42	0
1971	Larry Carwell	5	72	14.4	53t	1
1972	Honor Jackson	4	133	33.3	55	0
1973	Ron Bolton	6	65	10.8	56	0
1974	Ron Bolton	7	18	2.6	10	0
1975	Ron Bolton	5	33	6.6	15	0
1976	Mike Haynes	8	90	11.3	28	0
1977	Mike Haynes	5	54	10.8	22	0
1978	Mike Haynes	6	123	20.5	50	1
1979	Ray Clayborn	5	56	11.2	27	0
1980	Ray Clayborn	5	87	17.4	29	0
1981	Rick Sanford	3	28	9.3	21	0
	Tim Fox	3	20	6.7	20	0
1982	Mike Haynes	4	26	6.5	26	0

SCORING

Year	Player	TD	PAT	FG	Total
1960	Gino Cappelletti	0	36	8	60
1961	Gino Cappelletti	8	48	17	147
1962	Gino Cappelletti	5	38	20	128
1963	Gino Cappelletti	2	35	22	113
1964	Gino Cappelletti	7	38	25	155
1965	Gino Cappelletti	9	27	17	132
1966	Gino Cappelletti	6	35	16	119
1967	Gino Cappelletti	3	29	16	95
1968	Gino Cappelletti	2	26	15	83
1969	Gino Cappelletti	0	26	14	68
1970	Jim Nance	7	0	0	42
1971	Charlie Gogolak	0	28	12	64
1972	Carl Garrett	5	0	0	30
1973	Jeff White	0	21	14	63
1974	John Smith	0	42	16	90
1975	John Smith	0	33	9	60
1976	John Smith	0	42	15	87
1977	John Smith	0	33	15	78
1978	Horace Ivory	11	0	0	66
1979	John Smith (NFL Leader)	0	46	23	115
1980	John Smith (NFL Leader)	0	51	26	129
1981	John Smith	0	37	15	82
1982	John Smith	0	6	5	21

PASS RECEIVING

Year	Player	No.	Yds.	Avg.	LG	TD
1960	Jim Colclough	49	666	13.6	61	9
1961	Gino Cappelletti	45	768	17.1	53	8
1962	Jim Colclough	40	868	21.7	78t	10
1963	Jim Colclough	42	793	18.8	56t	3
1964	Gino Cappelletti	49	865	17.7	58t	7
1965	Jim Colclough	40	677	16.9	41	3
1966	Art Graham	51	673	13.2	42	4
1967	Art Graham	41	606	14.8	79t	4
1968	Jim Whalen	47	718	15.3	87t	7
1969	Carl Garrett	29	267	9.2	34	2
1970	Ron Sellers	38	550	14.5	48	4
1971	Randy Vataha	51	872	17.1	88t	9
1972	Reggie Rucker	44	681	15.5	62	3
1973	Reggie Rucker	53	743	14.0	64	3
1974	Mack Herron	38	474	12.5	18	5
1975	Randy Vataha	46	720	15.7	47	6
1976	Andy Johnson	29	343	11.8	53	4
1977	Sam Cunningham	42	370	8.8	35	1
1978	Russ Francis	39	543	13.9	53	4
1979	Harold Jackson	45	1013	22.5	59	7
	Stanley Morgan	44	1002	22.8	63t	12
1980	Stanley Morgan	45	991	22.0	71	6
1981	Don Hasselbeck	46	808	17.6	51	6
	Stanley Morgan	44	1029	23.4	76t	6
1982	Stanley Morgan	28	584	20.9	75t	3

PATRIOTS' ALL-TIME LEADERS

NOTE: Players listed in caps were active in 1982.

TOP 10 INTERCEPTORS

Name	Years	No.	Yds.	Avg.	LG	TD
Ron Hall	(1961-67)	29	476	16.4	87	1
MIKE HAYNES	(1976-82)	28	393	14.0	50	1
Nick Buoniconti	(1962-68)	24	223	9.3	41	0
Don Webb	(1961-70)	21	366	17.4	59	2
Ron Bolton	(1972-75)	18	116	6.4	56	0
RAY CLAYBORN	(1977-82)	17	280	16.5	44	0
Tim Fox	(1976-81)	17	215	12.7	29	0
Tom Addison	(1969-65)	16	103	6.4	17	1
Prentice McCray	(1974-80)	15	352	23.5	63t	2
Ross O'Hanley	(1960-65)	15	288	19.2	61	1

TOP 10 PASSERS

Name	Year	Att.	Comp.	Yds.	Pct.	Avg. Att.	TD	Int.
Babe Parilli	(1961-67)	2,413	1,140	16,747	47.2	6.94	132	138
STEVE GROGAN	(1975-82)	2,310	1,189	17,415	51.5	7.54	121	144
Jim Plunkett	(1971-75)	1,503	729	9,932	48.5	6.61	62	87
Mike Taliaferro	(1968-70)	680	305	3,920	44.9	5.76	27	44
Butch Songin	(1960-61)	604	285	3,905	47.2	6.47	36	24
MATT CAVANAUGH	(1978-82)	385	206	3,018	53.5	7.84	19	23
Tom Sherman	(1968-69)	226	90	1,199	39.8	5.31	12	16
Joe Kapp	(1970)	219	98	1,104	44.7	5.04	3	17
Tom Yewcic	(1961-66)	206	87	1,374	42.2	6.67	12	12
Tom Owen	(1976-79, 81)	114	58	655	50.9	5.75	3	9

TOP 10 RUSHERS

Name	Years	No.	Yds.	Avg.	LG	TD
SAM CUNNINGHAM	(1973-79, 81-82)	1,385	5,453	3.9	75t	43
Jim Nance	(1965-71)	1,323	5,323	4.0	65t	45
Don Calhoun	(1975-81)	820	3,391	4.1	73	23
Larry Garron	(1960-68)	763	2,981	3.9	85t	14
Carl Garrett	(1969-72)	537	2,235	4.2	80t	15
ANDY JOHNSON	(1974-76, 78-81)	491	2,017	4.1	69t	13
STEVE GROGAN	(1975-82)	347	1,941	5.6	41t	27
Ron Burton	(1960-65)	429	1,536	3.6	77	9
TONY COLLINS	(1981-82)	368	1,505	4.1	54	8
Horace Ivory	(1977-80)	329	1,336	4.1	52	14

TOP 10 KO RETURNERS

Name	Years	No.	Yds.	Avg.	LG	TD
Larry Garron	(1960-68)	89	2,299	25.8	95t	2
Carl Garrett	(1969-72)	92	2,251	24.5	63	0
Mack Herron	(1973-75)	71	1,796	25.3	92t	1
RAY CLAYBORN	(1977-82)	57	1,538	26.9	101t	3
Jay Cunningham	(1965-67)	64	1,372	21.4	45	0
Horace Ivory	(1977-81)	45	1,191	26.5	98t	1
Ron Burton	(1960-65)	46	1,119	24.3	91t	1
J.D. Garrett	(1964-67)	48	1,054	22.0	42	0
Joe Bellino	(1965-67)	43	905	21.0	43	0
Allen Carter	(1975-76)	33	898	27.2	99t	1

TOP 10 PUNT RETURNERS

Name	Years	No.	FC	Yds.	Avg.	LG	TD
MIKE HAYNES	(1976-82)	111	8	1,159	10.4	89t	2
STANLEY MORGAN	(1977-82)	92	32	960	10.4	80t	1
Mack Herron	(1973-75)	74	14	888	12.0	66	0
Carl Garrett	(1969-72)	43	2	487	11.3	62	0
Ron Burton	(1960-66)	56	0	389	6.9	62	0
ROLAND JAMES	(1980-82)	40	5	387	9.7	75t	1
Bob Suci	(1963)	25	0	233	9.3	22	0
Billy Johnson	(1966-69)	23	9	195	8.6	52	0
Tom Stephens	(1960-64)	19	0	151	7.9	37	0
Joe Bellino	(1965-67)	19	8	148	7.8	18	0

TOP 10 PUNTERS

Name	Years	No.	Yds.	Avg.	LG	BLK
Tom Yewcic	(1961-66)	377	14,553	38.6	70	9
Tom Janik	(1969-71)	243	9,516	39.2	58	1
Mike Patrick	(1975-78)	222	8,481	38.2	64	0
Terry Swanson	(1967-68)	127	5,081	40.0	62	2
Bruce Barnes	(1973-74)	100	3,738	37.4	53	0
RICH CAMARILLO	(1981-82)	96	4,099	42.7	76	0
Eddie Hare	(1979)	83	3,038	36.6	58	0
Mike Hubach	(1980-81)	82	3,118	38.0	69	0
Pat Studstill	(1972)	75	2,859	38.1	57	1
Tom Greene	(1960)	61	2,253	36.9	66	1

TOP 10 RECEIVERS

Name	Years	No.	Yds.	Avg.	LG	TD
Gino Cappelletti	(1960-70)	292	4,589	15.7	63t	42
Jim Colclough	(1960-68)	283	5,001	17.7	78t	39
STANLEY MORGAN	(1977-82)	216	4,869	22.5	76t	35
SAM CUNNINGHAM	(1973-79, 81-82)	210	1,905	9.1	41	6
Art Graham	(1963-68)	199	3,107	15.6	80t	20
Russ Francis	(1975-80)	196	2,996	15.3	53	28
Larry Garron	(1960-68)	185	2,502	13.5	92	26
Randy Vataha	(1971-76)	178	3,055	17.2	88t	23
ANDY JOHNSON	(1974-76, 78-82)	161	1,807	11.2	53	9
Harold Jackson	(1978-81)	156	3,162	20.3	59	18

TOP 10 SCORERS

Name	Year	TD	TDR	TDP	RET	FG	PAT	TP
Gino Cappelletti	(1960-70)	42	0	42	0	176	350	1,130
JOHN SMITH	(1974-82)	0	0	0	0	125	296	671
SAM CUNNINGHAM	(1973-79, 81-82)	49	43	6	0	0	0	294
Jim Nance	(1965-71)	46	45	1	0	0	0	276
Larry Garron	(1960-68)	42	14	26	2	0	0	252
Jim Colclough	(1960-68)	39	0	39	0	0	0	238
STANLEY MORGAN	(1977-82)	36	0	35	1	0	0	216
Russ Francis	(1975-80)	28	0	28	0	0	0	168
STEVE GROGAN	(1975-82)	28	27	0	1	0	0	168
Don Calhoun	(1975-81)	25	23	2	0	0	0	150

POINTS BY KICKING

Name	Year	FGM	FGA	PAT Made	PAT Att.	Total Points
John Smith	1980	26	34	51	51	129
John Smith	1979	23	33	46	49	115
Gino Cappelletti	1964	25	39	36	36	111
Gino Cappelletti	1963	22	38	35	36	101
Gino Cappelletti	1961	17	32	48	50	99
Gino Cappelletti	1962	20	37	38	40	98
John Smith	1974	16	22	42	43	90
John Smith	1976	15	25	42	46	87
Gino Cappelletti	1966	16	32	35	36	83
John Smith	1981	15	24	37	39	82
Gino Cappelletti	1965	17	27	27	27	78
John Smith	1977	15	21	33	33	78
Gino Cappelletti	1967	16	31	29	30	77
Gino Cappelletti	1968	15	27	26	26	71
Gino Cappelletti	1969	14	34	26	27	68
Charlie Gogolak	1971	12	21	28	28	64
Jeff White	1973	14	25	21	25	63
David Posey	1978	11	22	29	31	62
John Smith	1975	9	17	33	33	60
Gino Cappelletti	1960	8	21	30	32	54
Gino Cappelletti	1970	6	15	12	13	30
Charlie Gogolak	1972	6	8	9	9	27
John Smith	1982	5	8	6	7	21
Mike Walker	1972	2	7	5	5	21
Charlie Gogolak	1970	2	7	5	5	11
Dan Miller	1982	2	3	4	5	10
John Smith	1978	1	1	6	7	9
Rex Robinson	1982	1	2	5	5	8
Bill Bell	1973	1	4	4	5	7
Nick Lowery	1978	0	1	7	7	7
Justin Canale	1968	0	0	1	1	1
Steve Zabel	1976	0	0	1	1	1
Jim Crawford	1963	0	0	0	1	0
Walt Cudzik	1960	0	1	0	0	0
Jerrel Wilson	1978	0	0	0	1	0
Team		0	0	0	5	0
Team Totals—14 Kickers		352	620	767	804	1823

ALL-TIME FIELD GOAL KICKERS

Kicker	FGM	FGA	Pct.
Gino Cappelletti	176	333	.529
John Smith	125	185	.676
Charlie Gogolak	20	36	.556
Jeff White	14	25	.560
David Posey	11	22	.500
Dan Miller	2	3	.667
Mike Walker	2	8	.250
Rex Robinson	1	2	.500
Bill Bell	1	4	.250
Walt Cudzik	0	1	.000
Nick Lowery	0	1	.000
Team Total—(12 kickers)	352	620	.568

AFC VS NFC 1970-82

	AFC	NFC	Tie
1970	12	27	1
1971	15	23	2
1972	20	23	1
1973	19	19	2
1974	23	17	0
1975	23	17	0
1976	16	12	0
1977	19	9	0
1978	31	21	0
1979	36	16	0
1980	33	19	0
1981	24	28	0
1982	15	14	1
Total	286	241	7

OUTSTANDING PERFORMANCES

SEASON 1,000 YARDS RUSHING

Yards	Name	Year
1,458	Jim Nance	1966
1,216	Jim Nance	1967
1,015	Sam Cunningham	1977

1,000 YARDS RECEIVING

Yards	Name	Year
1,029	Stanley Morgan	1981
1,013	Harold Jackson	1979
1,002	Stanley Morgan	1979

3,000 YARDS PASSING

Yards	Name	Year
3,465	Babe Parilli	1964
3,286	Steve Grogan	1979

SINGLE GAME 100 YARDS RUSHING 1960-1982

Yds.	Att.	Name	Game
208	38	Jim Nance	10-30-66 vs Oakland
185	34	Jim Nance	9-24-67 vs Buffalo
177	25	Don Calhoun	11-28-76 vs Denver
177	22	Don Calhoun	12-5-76 vs New Orleans
164	24	Jim Nance	12-17-67 vs Miami
161	32	Tony Collins	11-28-82 vs Houston
146	17	Jim Nance	12-11-66 vs Houston
143	17	Don Calhoun	9-10-78 vs St. Louis
141	25	Sam Cunningham	10-7-76 vs Buffalo
141	24	Don Calhoun	11-14-76 vs Baltimore
141	25	Sam Cunningham	10-16-77 vs San Diego
140	13	Larry Garron	10-26-62 vs Oakland
137	21	Tony Collins	9-12-82 vs Baltimore
133	23	Jim Nance	11-27-66 vs Miami
129	22	Sam Cunningham	10-27-74 vs Minnesota
128	16	Horace Ivory	11-5-78 vs Buffalo
127	16	Ron Burton	10-23-60 vs Denver
127	21	Carl Garrett	11-28-71 vs Buffalo
127	14	Andy Johnson	12-12-76 vs Tampa
127	29	Jim Nance	10-8-67 vs San Diego
126	24	Jim Nance	9-18-66 vs Denver
125	24	Jim Nance	11-16-69 vs Cincinnati
125	11	Sam Cunningham	10-20-74 vs Buffalo
124	18	Andy Johnson	10-19-75 vs Baltimore
121	12	J.D. Garrett	10-4-64 vs Denver
119	13	Mack Herron	10-12-75 vs Cincinnati
118	17	Ron Burton	9-16-62 vs Houston
118	22	Sam Cunningham	10-24-76 vs Buffalo
116	10	Larry Garron	10-22-61 vs Buffalo
116	12	Horace Ivory	11-18-79 vs Baltimore
113	20	Jim Nance	10-15-67 vs Miami
113	21	Sam Cunningham	11-17-74 vs N.Y. Jets
113	16	Don Calhoun	12-21-80 at New Orleans
113	15	Horace Ivory	10-22-78 vs Miami
111	19	Jim Nance	12-8-68 vs Miami
111	15	Carl Garrett	10-10-71 vs N.Y. Jets
109	24	Jim Nance	12-4-66 vs Buffalo
109	18	Jim Nance	11-26-67 vs Houston
109	17	Jim Nance	11-9-69 vs Miami
109	22	Don Calhoun	11-21-76 vs N.Y. Jets
109	27	Andy Johnson	9-18-78 vs Baltimore
108	25	Jim Nance	10-23-66 vs San Diego
108	26	Jim Nance	11-5-67 vs Houston
108	23	Josh Ashton	10-1-72 vs Washington
107	17	Larry Garron	12-8-63 vs Houston
107	22	Jim Nance	11-20-66 vs Kansas City
106	21	Sam Cunningham	9-19-76 vs Miami
106	19	Don Calhoun	11-23-80 vs Baltimore
105	11	Dick Christy	11-11-60 vs N.Y. Titans
105	23	Sam Cunningham	9-18-77 vs Kansas City
104	22	Jim Nance	11-13-66 vs Houston
103	32	Tony Collins	12-19-82 vs Seattle
103	22	Tony Collins	10-25-81 Washington
103	21	Andy Johnson	10-26-75 vs San Francisco
103	15	Don Calhoun	12-7-75 vs N.Y. Jets
103	7	Steve Grogan	10-18-76 vs N.Y. Jets

100 YARDS RUSHING — (CONTINUED)

Yds.	Att.	Name	Game
101	21	Sam Cunningham	10-3-76 vs Oakland
101	31	Sam Cunningham	10-9-77 vs Seattle
100	22	Mark van Eeghen	12-19-82 vs Seattle
100	19	Sam Cunningham	11-23-75 vs Buffalo
100	17	Vagas Ferguson	11-23-80 vs Baltimore

100 YARDS RECEIVING

Yds.	Rec.	Name	Game
182	5	Stanley Morgan	11-8-81 vs Dolphins
170	5	Stanley Morgan	11-26-78 vs Colts
167	8	Art Graham	11-6-64 vs Oilers
158	3	Ron Sellers	12-14-69 vs Oilers
158	5	Stanley Morgan	11-4-79 vs Bills
156	6	Art Graham	10-5-63 vs Jets
151	5	Stanley Morgan	10-28-79 vs Colts
149	6	Randy Vataha	12-7-75 vs. Jets
149	10	Tony Romeo	11-17-63 vs Chiefs
147	5	Harold Jackson	12-16-79 vs Vikings
147	7	Gino Cappelletti	10-31-64 vs Jets
146	5	Gino Cappelletti	12-18-65 vs Broncos
142	4	Jim Colclough	10-5-62 vs N.Y. Titans
142	4	Stanley Morgan	11-30-80 at 49ers
141	3	Stanley Morgan	11-22-81 vs Bills
141	7	Stanley Morgan	1-2-83 vs Bills
140	4	Aaron Marsh	9-22-68 vs Jets
139	6	Russ Francis	9-26-76 vs Steelers
139	7	Don Hasselbeck	10-11-81 vs Jets
137	9	Jim Colclough	11-17-63 vs Chiefs
134	6	Jim Colclough	12-20-64 vs Bills
134	6	Jim Whalen	10-15-67 vs Dolphins
134	11	Art Graham	11-20-66 vs Chiefs
131	6	Gino Cappelletti	10-13-61 vs Oilers
130	7	Stanley Morgan	12-5-82 vs Bears
129	6	Stanley Morgan	12-9-79 vs Jets
129	7	Randy Vataha	12-5-71 vs Dolphins
127	6	Harold Jackson	10-19-80 at Colts
127	4	Stanley Morgan	12-26-82 vs Steelers
127	3	Jim Colclough	11-30-62 vs N.Y. Titans
126	5	Harold Jackson	9-27-81 vs Steelers
126	5	Russ Francis	9-24-78 vs Raiders
125	3	Stanley Morgan	9-18-78 vs Colts
125	7	Russ Francis	11-23-75 vs Bills
124	4	Ron Sellers	11-2-69 vs Oilers
124	5	Dick Christy	11-4-60 vs Raiders
124	5	Stanley Morgan	11-29-79 vs Dolphins
124	7	Harold Jackson	9-3-78 vs Redskins
123	5	Joe Johnson	11-25-60 vs Oilers
123	5	Jim Colclough	11-11-62 vs Broncos
123	7	Jim Colclough	9-16-61 vs Broncos
122	5	Stanley Morgan	11-28-82 vs Oilers
122	4	Jim Whalen	12-17-67 vs Dolphins
121	3	Harold Jackson	9-9-79 vs Jets
121	4	Tony Romeo	9-21-62 vs Broncos
121	8	Darryl Stingley	10-30-77 vs Jets
118	3	Gino Cappelletti	11-13-66 vs Oilers
118	4	Stanley Morgan	10-4-81 vs Chiefs
118	5	Harold Jackson	10-29-78 vs Jets
116	4	Darryl Stingley	10-23-77 vs Colts
116	9	Art Graham	9-9-67 vs Chargers
114	4	Jim Colclough	11-7-65 vs Bills
113	2	Jim Whalen	10-27-68 vs Jets
113	6	Larry Garron	12-11-66 vs Oilers
112	3	Jim Colclough	12-17-67 vs Dolphins
112	5	Don Hasselbeck	10-25-81 vs Redskins
111	6	Don Hasselbeck	9-6-81 vs Colts
111	8	Gino Cappelletti	12-18-66 vs Jets
110	6	Jim Colclough	10-18-63 vs Broncos
109	3	Jim Whalen	10-24-65 vs Raiders
108	5	Ron Sellers	10-4-70 vs Colts
108	5	Reggie Rucker	11-18-73 vs Packers
108	6	Billy Lott	10-22-61 vs Bills
108	2	Stanley Morgan	9-21-80 at Seahawks
107	7	Randy Vataha	10-24-71 vs Cowboys
106	2	Larry Garron	10-23-66 vs Chargers
106	4	Harold Jackson	10-1-78 vs Chargers
105	5	Harold Jackson	11-29-79 vs Dolphins
104	3	Stanley Morgan	10-8-78 vs Eagles
104	3	Art Graham	11-29-64 vs Oilers
103	6	Andy Johnson	12-21-75 vs Colts
103	7	Gino Cappelletti	11-3-62 vs Bills
103	7	Reggie Rucker	10-8-72 vs Bills
102	3	Ron Sellers	12-7-69 vs Chargers
102	3	Stanley Morgan	9-9-79 vs Jets

100 YARDS RECEIVING — (CONTINUED)

Yds.	Att.	Name	Game
102	3	Stanley Morgan	9-7-80 vs Browns
102	5	Ron Sellers	10-25-70 vs Colts
101	5	Ron Sellers	11-23-69 vs Colts
101	6	Gino Cappelletti	10-9-64 vs Chargers
100	3	Don Calhoun	12-14-75 vs Bills
100	4	Randy Vataha	12-19-71 vs Colts
100	6	Bob Adams	12-9-73 vs Bills

Note: Accomplished 82 times. Stanley Morgan (18), Jimmy Colclough (9), Harold Jackson (8) and Gino Cappelletti (7) lead the list.

300 YARDS PASSING

Yds.	A.	C.	Name	Games
405	47	25	Babe Parilli	10-16-64 vs Oak.
379	38	21	Babe Parilli	12-18-66 vs NY Jets
374	39	25	Steve Grogan	11-10-80 at Houston
365	46	25	Steve Grogan	11-23-75 vs Buff.
355	40	23	Steve Grogan	11-8-81 vs Miami
354	45	25	Babe Parilli	11-17-63 vs K.C.
350	35	19	Steve Grogan	11-4-79 vs Buff.
350	39	21	Steve Grogan	11-29-79 vs Miami
348	32	18	Jim Plunkett	11-18-73 vs G.B.
333	36	20	Babe Parilli	11-29-64 vs Hous.
331	31	21	Babe Parilli	10-18-63 vs. Den.
330	30	19	Steve Grogan	10-11-81 vs NY Jets
325	42	22	Matt Cavanaugh	9-27-81 at Pitt.
317	36	15	Steve Grogan	10-28-79 vs Balt.
315	18	13	Steve Grogan	9-9-79 vs NY Jets
306	30	17	Steve Grogan	10-25-81 vs Wash.
304	38	18	Tom Yewcic	10-5-63 vs NY Jets

Accomplished 17 times: Grogan 9 times, Parilli 5 times, Cavanaugh, Plunkett and Yewcic once each.

PATRIOTS LONGEST PLAYS

RUSHING

PLAYER	YOS	OPPONENT	DATE
1. Larry Garron	85t	Buffalo	Oct. 22, 1961
2. Carl Garrett	80t	Miami	Nov. 9, 1969
3. Ron Burton	77	at Denver	Oct. 23, 1960
4. Sam Cunningham	75t	at Buffalo	Oct. 20, 1974
5. Don Calhoun	74	at St. Louis	Sept. 10, 1978
6. Claude King	71t	Denver	Sept. 21, 1962
7. Andy Johnson	69t	at Tampa Bay	Dec. 12, 1976
8. Larry Garron	67t	at Buffalo	Sept. 23, 1961
9. Andy Johnson	66t	Baltimore	Oct. 19, 1975
10. Jim Nance	65t	Buffalo	Dec. 4, 1966

PASS PLAYS

PLAYERS	DATE
1. Jim Plunkett to Randy Vataha	88t at Baltimore Dec. 19, 1971
2. Tom Sherman to Jim Whalen	87t NY Jets Oct. 27, 1968
3. Babe Parilli to Art Graham	80t at Houston Nov. 29, 1964
4. Jim Plunkett to Carl Garrett	80t Houston Nov. 14, 1971
5. Babe Parilli to Art Graham	79t at Denver Sept. 3, 1967
6. Butch Songin to Billy Wells	78 L.A. Chargers Oct. 8, 1960
7. Tom Yewcic to Jim Colclough	78t NY Titans Nov. 30, 1962
8. Babe Parilli to Art Graham	77t at Buffalo Oct. 26, 1963
9. Mike Taliaferro to Ron Sellers	77 at Houston Dec. 14, 1969
10. Jim Plunkett to Steve Burks	76 Dallas Nov. 16, 1975
11. Steve Grogan to Stanley Morgan	76t Miami Nov. 8, 1981

KICKOFF RETURNS

	PLAYERS	YDS	OPPONENT	DATE
1.	Ray Clayborn	101t	at Baltimore	Dec. 18, 1977
2.	Ray Clayborn	100t	at NY Jets	Oct. 2, 1977
3.	Allan Carter	99t	at Baltimore	Dec. 21, 1975
4.	Ricky Smith	98t	vs NY Jets	Sept. 19, 1982
4.	Horace Ivory	98t	at Baltimore	Oct. 19, 1980
6.	Larry Garron	95t	at Buffalo	Nov. 3, 1962
7.	Ray Clayborn	93t	Buffalo	Nov. 6, 1977
8.	Mack Herron	92t	San Diego	Dec. 2, 1973
9.	Ron Burton	91t	at Dallas	Nov. 3, 1961
10.	Larry Garron	89t	Houston	Oct. 13, 1961

PUNT RETURNS

	PLAYER	YDS	OPPONENT	DATE
1.	Mike Haynes	89t	Buffalo	Nov. 7, 1976
2.	Stanley Morgan	80t	Baltimore	Nov. 18, 1979
3.	Roland James	75t	NY Jets	Nov. 2, 1980
4.	Mack Herron	66	Baltimore	Oct. 6, 1974
5.	Mike Haynes	62t	Denver	Nov. 28, 1976
6.	Ron Burton	62	at Houston	Nov. 12, 1961
7.	Carl Garrett	62	NY Jets	Sept. 27, 1970
8.	Mack Herron	54	Baltimore	Oct. 7, 1973
9.	Stanley Morgan	53	at Buffalo	Nov. 20, 1977
10.	Billy Johnson	52	Houston	Nov. 15, 1967

INTERCEPTION RETURNS

	PLAYER	YDS	OPPONENT	DATE
1.	Rick Sanford	99t	at Chicago	Dec. 5, 1982
2.	Bob Suci	98t	Houston	Nov. 1, 1963
3.	Ron Hall	87	at Denver	Sept. 18, 1966
4.	Jim Hunt	78t	Houston	Nov. 1, 1963
5.	Art McMahon	72	at Kan. City	Oct. 11, 1970
6.	Sam Hunt	68t	at Tampa Bay	Dec. 12, 1976
7.	Prentice McCray	63t	at NY Jets	Nov. 21, 1976
8.	John Outlaw	60t	Miami	Nov. 5, 1971
9.	Don Webb	59	at Denver	Dec. 3, 1961

PUNTS

	PLAYER	YDS	OPPONENT	DATE
1.	Bob Scarpito	87	at Denver	Sept. 29, 1968
2.	Rich Camarillo	76	vs NY Jets	Sept. 19, 1982
3.	Rich Camarillo	75	at Oakland	Nov. 1, 1981
4.	Rich Camarillo	72	at Buffalo	Nov. 22, 1981
5.	Tom Yewcic	70	at NY Jets	Nov. 28, 1965
6.	Mike Hubach	69	Miami	Oct. 12, 1980
7.	Jim Fraser	68	at Denver	Sept. 18, 1966
8t.	Rich Camarillo	67	NY Jets	Nov. 15, 1981
8t.	Rich Camarillo	67	at Buffalo	Nov. 22, 1981
10.	Tom Greene	66	at Oakland	Oct. 16, 1960

FIELD GOALS

	PLAYER	YDS	OPPONENT	DATE
1.	Gino Cappelletti	53	at NY Jets	Nov. 28, 1965
2t.	Gino Cappelletti	51	Denver	Nov. 20, 1964
2t.	Charlie Gogolak	51	at Miami	Oct. 17, 1971
4.	John Smith	50	Kansas City	Oct. 4, 1981
5.	Gino Cappelletti	49	at Miami	Nov. 27, 1966
5t.	John Smith	49	Denver	Nov. 28, 1976
7t.	Gino Cappelletti	48	at Oakland	Sept. 13, 1964
7t.	Gino Cappelletti	48	San Diego	Oct. 9, 1964
7t.	Jeff White	48	at Houston	Nov. 25, 1973

FOR THE RECORD. . . .

As the result of several trades, including the swap of their fourth round choice in 1984 to New Orleans for the Saints' 1983 ninth, tenth, eleventh and twelfth round picks, the Patriots made a club and league high 19 draft picks in 1983. The previous high mark of 18 (since the NFL adopted the 12-round draft format in 1977), was set by Cincinnati (1977 and 1978) and Pittsburgh (1977). The Patriots also led the NFL in draft choices in 1982, making 17 selections.

HISTORICAL HIGHLIGHTS

1959

- Nov. 16 American Football League's eighth and final franchise is awarded to William H. Sullivan, Jr.
- Nov. 22 Northwestern RB Ron Burton is selected as first draft choice and Syracuse RB Gerhardt Schwedes is made first territorial choice.
- Dec. 20 Clemson QB Harvey White is first player signed.

1960

- Feb. 8 Lou Saban is appointed first head coach.
- Feb. 20 As the result of a public contest, the team nickname of Patriots is chosen. The Patriots also announce that the team colors will be red, white and blue.
- April 1 Boston University Field is named as the Patriots' first home.
- April 2 Patriots become first pro team in history to issue public stock.
- April 19 Uniformed Patriot centering football (creative work of Boston—Worcester cartoonist Phil Bissell) is adopted as team logo.
- July 4 Team opens first training camp at UMass, 350 players attend.
- July 30 In the AFL's first ever preseason game, Patriots defeat Buffalo 24-14 at War Memorial Stadium. Patriots DE Bob Dee recovered fumble for the league's first TD.
- Aug. 14 Patriots play their first home game ever at Harvard Stadium, a 24-14 loss to the Dallas Texans before 11,000 fans.
- Sept. 9 In their first regular season game, the Patriots open with a 13-10 loss to Denver at B.U. Field before a crowd of 21,597.
- Sept. 16 DB Chuck Shonta recovered a fumble on the final play of the game and ran for a TD to give the Patriots their first win ever by a 28-24 margin over the N.Y. Titans at the Polo Grounds in New York.

1963

- Oct. 11 Patriots play their first game in Fenway Park and beat Oakland, 20-14.
- Dec. 28 With a 26-8 victory over Buffalo, the Patriots win the AFL's Eastern Division title in the league's only playoff game ever held.

1964

- Jan. 5 Lost AFL title game, 51-10 to the Chargers at San Diego.

1970

- April 4 Foxboro selected as new site of Patriots' home.
- April 13 Special town meeting in Foxboro approves site selection.

1971

- Mar 22 Team is renamed New England Patriots.
- Aug. 15 Sullivan Stadium, at the time known as Schaefer Stadium, is dedicated with Patriots first game there. Gino Cappelletti kicked a 36-yard FG for the first points scored in the stadium as the Patriots top the NY Giants, 20-14 before 60,423 fans.

1972

- Feb. 17 Made financial history by paying first cash dividend of 15 cents per share.

1973

- Jan. 26 Chuck Fairbanks is named head coach and general manager.

1975

- Nov. 7 President William H. Sullivan, Jr. became the first majority owner in club history when he purchased additional voting stock to give him 88 per cent of the franchise's voting stock.

1976

- April 5 In what may have been the biggest trade in the franchise's history, the Patriots traded QB Jim Plunkett to San Francisco for four draft choices (two firsts in 1976, and a first and second in 1977) and QB Tom Owen.
- July 10 Patriots open their training camp for the first time at Bryant College in Smithfield, RI after spending the summers of 1969-75 at UMass/Amherst.

- Dec. 5 Patriots beat New Orleans, 27-6 at Foxboro to qualify for their first NFL playoff appearance ever and their first playoff game since 1963.
- Dec. 8 Non-voting stockholders approve offer of \$15 per share made by Billy Sullivan to purchase all non-voting stock.
- Dec. 18 Lost AFC wild card playoff game to the eventual Super Bowl Champion Oakland Raiders, 24-21 in the final ten seconds of play.

1977

- Jan. 31 Filed articles of merger to reorganize the corporation under the New Patriots, Inc. headed by Bill Sullivan, and then revert to New England Patriots Football Club, Inc.
- June 6 Patriots' Vice President Charles W. Sullivan named chairman of the NFL Management Council.
- Aug. 20 Work completed on installation of new surface (Super Turf) in Sullivan Stadium.
- Nov. 6 Tommy Neville plays his 154th game for the Patriots (vs. Buffalo at Schaefer) to set a new all-time service mark.

1978

- May 17 Paul Sonnabend resigns as Patriots' Vice President to assume new role as Executive Director of NFL Management Council.
- Sept. 3 Mrs. William H. (Mary M.) Sullivan, Jr. elected to the Patriots Board of Directors.
- Oct. 29 Record setting victory over New York Jets, a 55-21 win at Foxboro produces a dozen team and individual records and seven new stadium marks.
- Dec. 10 Patriots clinch their first outright divisional championship in the club's history with a last minute 26-24 victory over Buffalo at Foxboro.
- Dec 31 Patriots lose 31-14 to Houston in first playoff game ever played in Foxboro.

1979

- April 2 Patriots announce that Head Coach and General Manager Chuck Fairbanks has been released from his contract to assume duties as Head Football Coach at the University of Colorado.
- April 6 Francis "Bucko" Kilroy named as the new general manager and former Patriots' offensive coordinator Ron "Fargo" Erhardt named as head coach.
- July 13 Patriots' Vice President Charles W. "Chuck" Sullivan is promoted to Executive Vice President of the club.
- July 23 Former Patriots' General Manager and Head Coach Mike Holovak is promoted from the position of Personnel Assistant to the position of Director of College Scouting. Bill McPeak is named Director of Pro Scouting.
- Sept. 3 Former Patriots' wide receiver Darryl Stingley is named Executive Director of Player Personnel.
- Sept. 9 Patriots set four team and one individual record in 56-3 trouncing of the New York Jets at Foxboro.
- Oct. 23 Jeanne Sullivan McKeigue is elected as member of the club's Board of Directors.
- Dec. 16 Patriots close out 1979 regular season with 27-23 victory over Minnesota. Harold Jackson (1,013) and Stanley Morgan (1,002) become first Patriot players ever to transcend 1,000-yard season receiving mark.

1980

- Feb. 25 Paul Sonnabend resigns as Executive Director of the NFL Management Council and is appointed as Vice President and a member of the Board of Directors of the Patriots.
- April 8 William H. "Billy" Sullivan, Jr., President of the Patriots, is re-elected as Chairman of the Board of NFL Properties.
- May 2 Patriots and WEEI News Radio 59 of Boston announced multi-year agreement for the latter to serve as flagship station of the newly formed Patriots' Radio Network. John Carlson is named play-by-play announcer while former Patriots' center Jon Morris is tabbed to handle the commentary.
- Sept. 7 Patriots' WR Harold Jackson records his 500th career reception on a ten-yard TD pass from Steve Grogan in the Patriots' opening day 34-17 win over Cleveland.

1981

- Nov. 29 FB Sam Cunningham, with 35 yards on nine carries against St. Louis at Foxboro, surpasses Jim Nance (5,323 yards on 1,323 carries) as the Patriots' all-time career rushing leader.

1982

- Jan. 15 Ron Meyer, Head Coach at SMU from 1976-81, is named the eighth Head Coach in club history.
- April 27-28 The Patriots selected DE Ken Sims of Texas as the top pick in the entire NFL Draft. With additional picks acquired in the draft day trades of retired TE Russ Francis, FS Tim Fox and LB Rod Shoate, the Patriots made a league high 17 selections.
- Nov. 28 In a 29-21 win over Houston, the Patriots unveil their new \$3.7 million Diamond Vision scoreboard, the world's largest TV screen.
- Dec. 5 Eighth year QB Steve Grogan completes 13 of 28 passes for 231 yards in a 26-13 loss at Chicago to break Babe Parilli's club records for career completions (1,140) and career passing yardage (16,911)

1983

- Jan. 8 In their first playoff appearance since 1978, the Patriots lose to the eventual AFC Champion Miami Dolphins at the Orange Bowl, 28-13.
- Feb. 16 General Manager Bucko Kilroy is promoted to the position of Vice President and Patrick Sullivan, Assistant General Manager for four years, is named General Manager.
- April 26 The Patriots tab Illinois QB Tony Eason as their first round pick, and lead the NFL for the second straight year with the most choices — 19. The draft was held in one day, beginning at 8 a.m. and concluding the next morning at 2 a.m.
- May 23 Schaefer Stadium is renamed Sullivan Stadium in honor of the founder and driving force behind the Patriots franchise, William H. "Billy" Sullivan, Jr.
- June 29 Sullivan Stadium is officially re-dedicated and the Boston Pops performs a concert in the stadium that is open free-of-charge to the public.



FB Mark van Eeghen will enter the 1983 season as the NFL's 16th ranked all-time rushing leader.

PLAYOFF HISTORY

1963 AFL DIVISIONAL PLAYOFFS PATRIOTS 26, BUFFALO 8

Buffalo (War Memorial Stadium), Dec. 28 — The game was the first playoff in the still infant American Football League's history, a match for the AFL's Eastern Division title. QB Babe Parilli and Gino Cappelletti figured in all of the Patriots points as Parilli hit Larry Garron for scoring strikes of 59 and 17 yards and Cappelletti hit for four FGs (28, 12, 33 and 36) while adding two PATs. Ron Burton provided an inspirational boost for the Patriots as he heroically returned to play just a few weeks after disc surgery. Jack Rudolph led a Patriots defensive charge with 11 tackles while helping hold Buffalo's big back, Cookie Gilchrist to just 7 yards. Buffalo's only highlight of the day was a 93-yard scoring pass from Darryl Lamonica to Elbert Dubenion.

Patriots	10	6	0	10	26
Buffalo	0	0	8	0	8

	BP	BUF
First Downs	11	3
Rushes-Yards	36-83	12-7
Passing Yards	300	301
Total Yards	383	308
Lost Att./Pass	8	22
Passes	34-14-1	45-19-4
Punts	7-32.3	8-35.1
Fumbles/Lost	0-0	3-2
Penalties/Yds.	7-65	9-100
A—33,044		
BP-Cappelletti FG 28		
BP-Garron 59 pass from Parilli (Cappelletti kick)		
BP-Cappelletti FG 12		
BP-Cappelletti FG 33		
BUF-Dubenion 93 pass from Lamonica (Tracey pass from Lamonica)		
BP-Garron 17 pass from Parilli (Cappelletti kick)		
BP-Cappelletti FG 36		

INDIVIDUAL LEADERS

RUSHING—Boston: Garron 19-44, Neumann 1-16, Burton 8-12, Crump 5-9.

Buffalo: Gilchrist 8-7, Bass 2-4, Kemp 2 for minus 4.

PASSING—Boston: Parilli 35-14-1, 300 yards, 2 TDs.

Buffalo: Lamonica 24-9-3, 168 yards, 1 TD, Kemp 21-10-1, 133 yards.

RECEIVING—Boston: Garron 4-120-2 TDs, Cappelletti 4-129, Burton 3-22.

Buffalo: Dubenion 3-115-1 TD, Ferguson 4-47, Bass 4-45, Rutkowski 3-45.

1963 AFL CHAMPIONSHIP GAME SAN DIEGO 51, PATRIOTS 10

San Diego (Balboa Stadium), Jan. 5, 1964 — Charger Keith Lincoln and injuries to star FB Larry Garron (concussion). Houston Antwine (back) and Harry Crump (shoulder) spelled disaster for the Patriots as the 6½ point favorite Chargers coasted to a 51-10 victory. Lincoln rushed for an amazing 206 yards on the ground and added 123 more yards in receptions. The Chargers ran up a 31-10 lead at the half, and added 20 more unanswered points in the second half to capture the AFL title.

Patriots	7	3	0	0	10
San Diego	21	10	7	13	51

	B	SD
First Downs	14	21
Rushes-Yards	16-75	32-318
Passing Yards	186	292
Total Yards	261	610
Passes	37-17-2	26-17-0
Punts	7-47	2-44
Fumbles/Lost	1-0	1-1
Penalties/Yds.	1-18	6-30
A—30,127		
SD-Rote 2 run (Blair kick)		
SD-Lincoln 67 run (Blair kick)		
BP-Garron 7 run (Cappelletti kick)		
SD-Lowe 58 run (Blair kick)		
BP-Cappelletti FG 11		
SD-Norton 14 pass from Rote (Blair kick)		
SD-Alworth 48 pass from Rote (Blair kick)		
SD-Lincoln 25 pass from Hadl (pass failed)		
SD-Hadl 1 run (Blair kick)		

INDIVIDUAL LEADERS

RUSHING—Boston: Crump 7-18, Garron 3-15, Lott 3-15, Yewcic 1-14.

San Diego: Lincoln 13-206, Lowe 12-94, Rote 4-15.

PASSING—Boston: Parilli 29-14-1, 189 yards, 0 TD. Yewcic 8-3-1, 39 yards, 0 TD.

San Diego: Rote 15-10-9, 173 yards, 2 TDs. Hadl 10-6-1, 112 yards, 1 TD.

RECEIVING—Boston: Cappelletti 2-72, Graham 2-68, Crump 2-28, Colclough 3-26.

San Diego: Alworth 4-77, MacKinnon, 2-52, Norton 2-44.

1976 AFC DIVISIONAL PLAYOFFS OAKLAND 24, PATRIOTS 21

Oakland (Oakland-Alameda County Colliseum), Dec. 18 — The surprising Patriots, having finished a complete turnaround with an 11-3 record (3-11 in 1975), travelled to

Oakland to meet the Raiders in their first playoff competition since 1963. The Patriots jumped in front of the Raiders 7-0 on a 1 yard run by Andy Johnson, but fell behind at the half 10-7 when Fred Biletnikoff hauled in a 31 yard scoring pass from Ken Stabler with just 39 seconds left on the clock. Steve Grogan engineered scoring drives on the Patriots first two possessions of the third quarter, running the Patriots lead to 21-10 at the end of three quarters of play. Oakland responded with a score on its first possession of the fourth period, a one yard run off left tackle by Mark van Eeghan. With the score at 21-17 in the Patriots favor, John Smith attempted a 50 yard FG with 4:12 remaining, but the kick was low and the Patriots hung on to a slim 21-17 lead. Ken Stabler rallied the Oakland squad, driving the Raiders from their own 32 after the Smith FG attempt, and hitting paydirt for the winning score with only 14 seconds to go. The drive was marred by a controversial roughing the passer call on Ray Hamilton. The Patriots had seemingly stopped the Raiders when a Stabler to Garrett pass on a 3rd and 18 from the Patriot 27 fell incomplete, but penalty flags were thrown and the Raiders had possession with a first and ten at the Patriot 13. Five plays later Stabler rolled around left end for the winning score and the Patriots dreams of a championship in their rags to riches season were over. The loss was the closest one in the playoffs for the Raiders on their way to their Super Bowl Championship. The Patriots were the only team to beat the Raiders (48-17 on 10-3-76) during the regular season as they registered at 13-1 record.

Patriots	7	0	14	0	21
Oakland	3	7	0	14	24

		P	O
NE-A. Johnson 1 run (Smith kick)	First Downs	23	20
O-Mann FG 40	Rushes-Yards	49-164	24-81
O-Biletnikoff 31 pass from Stabler	Passing Yards	167	201
(Mann kick)	Total Yards	331	282
NE-Francis 26 pass from Grogan	Had QB Sacked	0-0	4-32
(Smith kick)	Passes	24-12-2	32-19-0
NE-J. Phillips 3 run (Smith kick)	Punts	3-44	5-37.8
O-Van Eeghen 1 run (Mann kick)	Fumbles/Lost	1-1	1-1
O-Stabler 1 run (Mann kick)	Penalties/Yds.	10-83	11-93
	A—54,037 paid, 53,045 actual		

INDIVIDUAL LEADERS

RUSHING—Patriots: Cunningham 20-68 Grogan 7-35, Johnson 14-32.
Oakland: Van Eeghan 11-39, C. Davis 7-29, Banaszak 4-8.
PASSING—Patriots: Grogan 23-12-1, 167 yards, 1 TD.
Oakland: Stabler 32-19-0, 233 yards, 1 TD.
RECEIVING—Patriots: Francis 4-96, 1 TD, Stingley 2-36, Cunningham 2-14.
Oakland: Biletnikoff 9-137, 1 TD, Casper 4-47, Branch 3-32.

1978 AFC DIVISIONAL PLAYOFF HOUSTON 31, PATRIOTS 14

Foxboro (Schaefer Stadium), Dec. 31 — With the AFC East Division title tucked under their belts, the Patriots played host to the Houston Oilers in the first playoff game ever played at Schaefer Stadium. The Oilers earned the right to meet the Patriots after handing the Dolphins a 17-9 defeat at the Orange Bowl a week earlier. The Patriots had finished the season at 11-6, but were reeling from the controversy that started when Coach Chuck Fairbanks announced his resignation to accept the head coaching position at Colorado. The game found Fairbanks on the Patriots sidelines, however, but the last day of 1978 also proved the last day of the Patriots '78 season. Dan Pastorini completed 10 of 13 passes for 184 yards in the first half as the Oilers built a 21-0 lead at the intermission. Toni Fritsch added a 30-yard FG before the Patriots rallied with two TDs in the second half, on a 24-yard score on an option pass from RB Andy Johnson to WR Harold Jackson and the other on a 24-yard scoring strike from sub QB Tom Owen to TE Russ Francis. Owen had replaced starter Steve Grogan late in the first half. With the score Houston 24, Patriots 14, the Patriots began a late rally. Starting at their own 18, the Patriots started to move but Gregg Bingham picked off an Owen for Morgan pass and returned it to the Patriot 18, killing the drive and setting up an Earl Campbell 2-yard TD run that put the game out of reach. SS Doug Beaudoin had a big day on defense, making 8 tackles and adding 7 assists, while ILB Steve Nelson added 5 tackles and 5 assists.

Houston	0	21	3	7	31
Patriots	0	0	7	7	14

	First Downs	21	15
H-Burrough 71 pass from Pastorini	Rushes-Yards	54-174	20-83
(Fritsch kick)	Passing Yards	170	180
H-Barber 19 pass from Pastorini	Total Yards	344	263
(Fritsch kick)	Had QB Sacked	3-30	4-26
H-Fritsch FG 30	Passes	15-12-1	35-16-3
NE-Jackson 24 pass from Johnson	Punts	5-34.8	4-43.3
(Smith kick)	Fumbles/Lost	1-0	2-0
NE-Francis 24 pass from Owen	Penalties/Yds.	2-25	8-92
(Smith kick)	A—61,297 paid, 60,881 actual		
H-Campbell 2 run (Fritsch kick)			

INDIVIDUAL LEADERS

RUSHING—Houston: Campbell 27-118-1 TD, Tim Wilson 14-26, Coleman 7-19.
Patriots: Cunningham 10-42, Grogan 1-16, Johnson 6-14.
PASSING—Houston: Pastorini 15-21-1, 200 yards, 3 TDs.
Patriots: Owen 22-12-1, 144 yards, 1 TD. Grogan 12-3-2, 28 yards.
RECEIVING—Houston: Barber 5-83-2 TDs, Burrough 3-91-1 TD, Caster 2-12.
Patriots: Francis 8-101-1 TD, Cunningham 3-28, Morgan 2-37.

1982-1983 SUPER BOWL TOURNAMENT MIAMI 28, PATRIOTS 13

Miami (Orange Bowl), Jan. 8, 1983 — Finishing seventh in the 14-team AFC field, the Patriots were slated to meet the second-seeded Miami Dolphins in the first round of the 1982/83 Super Bowl XVII Tournament. Before a sellout crowd, the Patriots got on the scoreboard first, taking an early second period 3-0 lead on a 23-yard FG by John Smith. Behind the precision passing of David Woodley (16 of 19, 234 yards, 2 TDs), the Dolphins scored four TDs while the Patriots could only muster another Smith FG (42 yards) through the first three periods. A spectacular defensive effort by the Dolphins limited the Patriots and Steve Grogan to 189 passing yards, sacking Grogan four times and intercepting him twice. FB Andra Franklin, the AFC's second leading rusher in regular season play, carried the ball 26 times for 112 yards to enable the Dolphins to control the ball for 35 minutes and 51 seconds. Making their first playoff appearance since 1978, the Patriots 49-man roster included only 16 players from the 1978 playoff squad. Starting SS Roland James was placed on the injured reserve list two days prior to the game with a knee injury and was replaced in the starting lineup by Keith Lee. Early in the game, starting DE Ken Sims sprained his left ankle and left the game. He later returned, but re-injured the ankle and left the game for good midway through the second stanza.

Patriots	0	3	3	7	13
Miami	0	14	7	7	28

	NE	MIA
First Downs	14	27
Rushes-Yards	18-77	45-214
Passing Yards	160	234
Total Yards	237	448
Had QB sacked	4-29	2-12
Passes	30-16-2	19-16-0
Punts	5-43.6	1-51.0
Fumbles/Lost	1-1	3-3
Penalties/Yds.	4-27	2-15
A—73,479 paid 68,842 actual		
TV blackout in effect.		

INDIVIDUAL LEADERS

RUSHING— Patriots: van Eeghen 9-40, Collins 7-35.
Miami: Franklin 26-112-1 TD, Nathan 12-71, Woodley 1-16.
PASSING— Patriots: Grogan 30-16-2, 189 yards, 1 TD
Miami: Woodley 19-16-0, 246 yards, 2 TDs.
RECEIVING— Patriots: Hasselbeck 7-87-1 TD, Dawson 4-49, Collins 1-17.
Miami: Nathan 5-68, Hardy 3-23-2 TDs, Rose 2-47.

TOP PLAYOFF PERFORMANCES

INDIVIDUAL

Yards Rushing	68	Sam Cunningham at Oakland, 12-18-76
Rushing Attempts	20	Sam Cunningham at Oakland, 12-18-76
	19	Larry Garron at Buffalo, 12-28-63
TDs Rushing	1	Andy Johnson at Oakland, 12-18-76
Longest Rush	22	Sam Cunningham at Oakland, 12-18-76
Yards Passing	300	Babe Parilli at Buffalo, 12-28-63
Passing Attempts	35	Babe Parilli at Buffalo, 12-28-63
	30	Steve Grogan at Miami, 1-8-83
Pass Completions	16	Steve Grogan at Miami, 1-8-83
	14	Babe Parilli at Buffalo, 12-28-63
	14	Babe Parilli at San Diego, 1-5-64
TDs Passing	2	Babe Parilli at Buffalo, 12-28-63
Yards Receiving	129	Gino Cappelletti at Buffalo, 12-28-63 (4 rec)
	120	Larry Garron at Buffalo, 12-28-63 (4 rec)
	101	Russ Francis vs. Houston, 12-31-78 (8 rec)
Receptions	8	Russ Francis vs. Houston, 12-31-78
TD Receptions	2	Larry Garron at Buffalo, 12-28-63
Longest Reception	59t	Larry Garron from Babe Parilli at Buffalo, 12-28-63
Longest Int. Return	13	Ross O'Hanley at Buffalo, 12-28-63
Longest Punt	68	Tom Yewcic at San Diego, 1-5-64
Longest Punt Return	28	Art Graham at Buffalo, 12-28-63
Longest KO Return	47	Ray Clayborn vs. Houston, 12-31-78

PLAYOFF TIE-BREAKERS

DIVISION TIES

If, at the end of the regular season, two or more clubs in the same division finish with the best won-lost-tied percentage, the following steps will be taken until a champion is determined:

Two Clubs

1. Head-to-Head (best won-lost-tied) percentage in games between the clubs.
2. Best won-lost-tied percentage in games played within the division.
3. Best won-lost-tied percentage in games played within the conference.
4. Best won-lost-tied percentage in common games, if applicable.
5. Best net points in division games.
6. Best net points in all games.
7. Strength of schedule.
8. Best net touchdowns in all games.
9. Coin toss.

Three or More Clubs

(Note: if two clubs remain tied after a third club is eliminated during any step, tie-breaker reverts to Step One of two-club format.)

1. Head-to-Head (best won-lost-tied percentage in games among the clubs.)
2. Best won-lost-tied percentage in games played within the division.
3. Best won-lost-tied percentage in games played within the conference.
4. Best won-lost-tied percentage in common games.
5. Best net points in division games.
6. Best net points in all games.
7. Strength of schedule.
8. Best net touchdowns in all games.
9. Coin toss.

WILD CARD TIES

If necessary to break ties to determine the two Wild Card clubs from each conference, the following steps will be taken:

1. If all the tied clubs are from the same division, apply division tie-breaker.
2. If the tied clubs are from different divisions, apply the following steps:

(Note: If two clubs remain tied after third or other clubs eliminated, tie-breaker reverts to Step One of applicable two-club format.)


Two Clubs

1. Head-to-Head, if applicable.
2. Best won-lost-tied percentage in games played within the conference.
3. Best won-lost-tied percentage in common games, minimum of four.
4. Best average net points in conference games.
5. Best net points in all games.
6. Strength of schedule.
7. Best net touchdowns in all games.
8. Coin toss.


Three or More Clubs

1. Head-to-Head sweep (applicable only if one club has defeated each of the others or one club has lost to each of the others.)
2. Best won-lost-tied percentage in games played within the conference.
3. Best won-lost-tied percentage in common games, minimum of four.
4. Best average net points in conference games.
5. Best net points in all games.
6. Strength of schedule.
7. Best net touchdowns in all games.
8. Coin toss.


20-79-89 RETIRED



CAPPELLETTI



HUNT



DEE

Over the 23-year history of the Patriots' only three players have been honored by having their jersey numbers retired from active service — No. 20 of kicker/wide receiver Gino Cappelletti; No. 79 of defensive tackle Jimmy Hunt; No. 89 of defensive end Bob Dee.

PATRIOTS' RADIO NETWORK



JOHN CARLSON

JON MORRIS

Veteran announcer John Carlson and former Patriot center Jon Morris will begin their fourth season in 1983 as the broadcast team on the Patriots' Radio Network. Carlson, Sports Director at WEEI Sports Radio 59 in Boston, handles the play-by-play while Morris adds the color commentary and analysis.

Last year (1982), WEEI's broadcasts of Patriots' games were selected as the winner of the Massachusetts Associated Press best sports play-by-play award.

Carlson has been sports director at WEEI since 1975, having joined the station in 1974. During his broadcast career, he has handled the play-by-play assignments for a number of teams including the Boston Celtics, Boston University football and hockey and numerous other schoolboy and collegiate games.

Morris was the Patriots' fourth round draft choice in 1964 after a standout career at Holy Cross. The Patriots' Rookie-of-the-Year in 1965, he played in 131 games as a Patriot from 1964-1974 before being traded to Detroit in 1975. He was named MVP of the Lions in 1977 and played his final year in the NFL with the Chicago Bears the following year (1978). Morris began his broadcast career as color commentator on the Patriots' radio broadcasts in 1979.

The Patriots' Radio Network is headed by flagship station WEEI Sports Radio 59 in Boston and is comprised of 30 stations. Formed when WEEI signed a multi-year pact with the Patriots in July, 1980, the network broadcasts each Patriot preseason and regular season game, WEEI held the original radio broadcast rights to the Patriots' games for the first six years of the club's history.

As of June 20, 1983 the network includes the following affiliates:

MASSACHUSETTS (10)

WTTT (1430)	Amherst
WEEI (590)	Boston
WCAV-FM (97.7)	Brockton
WCIB-FM (101.0)	Falmouth
WFGL (960)	Fitchburg
WHA1 (1240)	Greenfield
WUPE-FM (95.9)	Pittsfield
WSPR (1270)	Springfield
WARE (1250)	Ware
WORC (1310)	Worcester

RHODE ISLAND (2)

WEAN (790)	Providence
WWON (1240)	Woonsocket

CONNECTICUT (3)

WFAN-FM (102.3)	Mystic
WLIS (1420)	Old Saybrook
WWCO (1240)	Waterbury

VERMONT (1)

WFAD (1490)	Middlebury
-------------	------------

NEW HAMPSHIRE (8)

WBRL (1400)	Berlin
WKXL (1450)	Concord
WMWV-FM (93.5)	Conway
WEMJ (1490)	Laconia
WLTN (1400)	Littleton
WKBR (1250)	Manchester
WBBX (1380)	Portsmouth
WWNH (930)	Rochester

MAINE (5)

WIDE (1400)	Biddeford
WDME (1340)	Dover/Foxcroft
WYNZ-AM (970)	Portland
WYNZ-FM (101)	Portland
WRKD (1450)	Rockland
WTVL (1490)	Waterville

FLORIDA (1)

WSBR (740)	Boca Raton
------------	------------

LOCAL MEDIA CONTACTS

NEWSPAPERS

Associated Press

Dave O'Hara, S.E.
Howard Ulman
184 High St.
Boston 02110
357-8100

Boston Globe

Vince Doria, S.E.
Ron Borges
Will McDonough
Mike Madden
135 Morrissey Blvd.
Boston 02125
929-3235

Boston Herald American

Tom Cunningham, S.E.
Kevin Mannix
Joe Fitzgerald
Tim Horgan
George Kimball
300 Harrison Ave.
Boston 02106
426-3000

Brockton Enterprise

Pete Farley, S.E.
Glen Farley
60 Main St.
Brockton 02408
586-6200

Christian Science Monitor

Ross Atkins
Larry Eldridge, S.E.
One Norway St.
Boston 02215
262-2300

Hartford Courant

Terry Price
285 Broad St.
Hartford, CT. 06115
(203) 241-6200

Lawrence Eagle Tribune

Paul LaFond
100 Turnpike St.
No. Andover 01845
685-1000

Lowell Sun

Jack Costello, S.E.
15 Kearney Sq.
Lowell 01852
458-7100

Lynn Item

Red Hoffman, S.E.
38 Exchange St.
Lynn 01903
593-7700

Middlesex News

Curt Garfield
Len Megliola, S.E.
33 New York Ave.
Framingham 01701
872-4321

New Bedford Times

Bob Stern, S.E.
Don Harrington
555 Pleasant St.
New Bedford 02742
997-7411

Patriot Ledger

Ron Hobson
Earl LaChance, S.E.
13 Temple St.
Quincy 02169
786-7063

Pawtucket Times

Terry Nau, S.E.
23 Exchange St.
Pawtucket, R.I. 02862
401-722-4000

Providence Journal

Jim Donaldson
Bill Parillo
Gene Buonacorsi, S.E.
75 Fountain St.
Providence, R.I. 02902
401-277-7340

Salem News

Carl Sygiel
Bill Kipouras, S.E.
155 Washington St.
Salem 01970
744-0600

Springfield Union-News

Carlo Imello
Dick Osgood, S.E.
1860 Main St.
Springfield 01101
(413) 788-1259

Sun Chronicle

Peter Gobis
Mark Farinella, S.E.
34 Main St.
Attleboro 02703
222-7000

United Press International

Peter May, S.E.
20 Ashburton Place
Boston 02108
227-4000

Worcester Telegram-Gazette

Dick Cerasuolo
Gary Santaniello
Jim Connolly, S.E.
John Buckley, S.E.
20 Franklin St.
Worcester 01613
793-9100

TELEVISION STATIONS

WBZ, Channel 4 (NBC)

Bob Lobel, S.D.
Lou Tilley
Bob Neumeier
1170 Soldiers Field Rd.
Brighton 02134
787-7047

WCVB, Channel 5 (ABC)

Don Gillis, S.D.
Bob Ryan
Mike Lynch
5 TV Place
Needham 02192
449-0400

WJAR, Channel 10 (NBC)

Chris Clark, S.D.
Frank Carpano
111 Dorrance St.
Providence, R.I. 02903
401-751-5700

WLNE, Channel 6 (CBS)

Ken Bell, S.D.
Joe Becker
10 Orms St.
Providence, R.I. 02904
401-751-6666

WNEV, Channel 7 (CBS)

Bill O'Connell, S.D.
John Dennis
Zip Rzeppa
Government Center
Boston 02114
725-0800

WPRI, Channel 12 (ABC)

Mike Gorman, S.D.
Rick O'Brien
Mike Lyons
25 Gatamore Blvd.
E. Providence, R.I. 02914
(401) 438-7200

RADIO STATIONS

WBZ (1030)

Gil Santos, S.D.
John Miller
1170 Soldiers Field Rd.
Boston 02134
787-7249

WDLW (1330)

Alan Segel, S.D.
473 Winter St.
Waltham 02154
890-1400

WEEI (590)

John Carlson, S.D.
Dave Shea
Upton Bell
Peter Thompson, Prod.
Ted Sarandis
Bob Melvin
4450 Prudential Twr.
Boston 02199
262-5900

WEAN (790)

Chuck Wilson, S.D.
Sean McAdam
290 Westminster Mall
Providence 02903
401-277-7981

WHDH (850)

Tom Larsen, S.D.
441 Stuart St.
Boston 02116
247-0788

WHYN (850)

Jack O'Neill, S.D.
Marty Tirrell
1331 Main St.
Springfield 01101
413-781-1011

WRKO (680)

Glen Ordway, S.D.
Guy Maniella
Dan Davis
Don Makson, Prod.
3 Fenway Plaza
Boston 02215
236-6836

PATRIOTS IN PRO BOWL GAMES

1961

LB Tom Addison (1)
DB Fred Bruney (1)
DB Gino Cappelletti (1)
DE Bob Dee (1)
HB Larry Garron (1)
OT Jim Hunt (1)
OG Charlie Leo (1)

1962

LB Tom Addison (2)
DB Fred Bruney (2)
DE Larry Eisenhauer (1)
WR Jim Colclough (1)
DB Dick Felt (1)
OT Charlie Long (1)

1963

LB Tom Addison (3)
DT Houston Antwine (1)
LB Nick Buoniconti (1)
WR Gino Cappelletti (2)
DE Bob Dee (2)
DE Larry Eisenhauer (2)
FB Larry Garron (2)
DB Ron Hall (1)
OG Charlie Long (2)
OB Billy Neighbors (1)
QB Babe Parilli (1)

1964

LB Tom Addison (4)
DT Houston Antwine (2)
LB Nick Buoniconti (2)
WR/K Gino Cappelletti (3)
DE Bob Dee (3)
DE Larry Eisenhauer (3)
RB Larry Garron (3)
OC Jon Morris (1)
QB Babe Parilli (2)

1965

DT Houston Antwine (3)
LB Nick Buoniconti (3)
DE Bob Dee (4)
OC Jon Morris (2)

1966

DT Houston Antwine (4)
LB Nick Buoniconti (4)
WR/K Gino Cappelletti (4)
DE Larry Eisenhauer (4)
DT Jim Hunt (2)
OC Jon Morris (3)
FB Jim Nance (1)
OT Tom Neville (1)
QB Babe Parilli (3)
DB Chuck Shonta (1)
OG Len St. Jean (1)

1967

DT Houston Antwine (5)
LB Nick Buoniconti (5)
RB Larry Garron (4)
DT Jim Hunt (3)
OC Jon Morris (4)
FB Jim Nance (2)
OT Don Oakes (1)

1968

DT Houston Antwine (6)
WR/K Gino Cappelletti (5)
CB Leroy Mitchell (1)
OC Jon Morris (5)
OT Tom Neville (2)

1969

RB Carl Garrett (1)
DT Jim Hunt (4)
OC Jon Morris (6)
WR Ron Sellers (1)
QB Mike Taliaferro (1)
S Don Webb (1)

1970

OC Jon Morris (7)

1971-75

None

1976

TE Russ Francis (1)
OT Leon Gray (1)
OG John Hannah (1)
CB Mike Haynes (1)

1977

TE Russ Francis (2)
CB Mike Haynes (2)

1978

FB Sam Cunningham (1)
TE Russ Francis (3)
OT Leon Gray (2)
OG John Hannah (2)

1979

OG John Hannah (3)
CB Mike Haynes (4)
WR Stanley Morgan (1)

1980

DE Julius Adams (1)
FS Tim Fox (1)
OG John Hannah (4)
CB Mike Haynes (5)
WR Stanley Morgan (2)
LB Steve Nelson (1)
PK John Smith (1)

1981


OG John Hannah (5)

1982

OG John Hannah (6)
CB Mike Haynes (6)

NOTE: The number shown in parentheses indicates the number of appearances in Pro Bowl play. From 1960-70, Patriots players played in the AFL All-Star Game prior to joining the NFL Pro Bowl competition in 1971.

SULLIVAN STADIUM



As part of a long term, multi-million dollar marketing agreement between Anheuser-Busch, Inc. and Stadium Management Corporation (SMC), the former Schaefer Stadium took on a new and well deserved name beginning May 23, 1983.

At that time, Charles B. Fruit, Vice President — National Media for Anheuser-Busch said, "we have named this facility Sullivan Stadium as a tribute to the founder, owner and driving force of the Patriots, William H. Sullivan, Jr." Fruit also added that Sullivan and his family—one of the most prominent sporting families in America and New England—have made many contributions to the Greater Boston and Foxboro communities, and to the economic well-being of both.

Sullivan Stadium was originally built at the cost of \$6.7 million and financed through the private sale of more than 400,000 shares of stock in Stadium Realty Trust. The official ground breaking ceremony took place on September 23, 1970 and 326 days later (Aug. 15, 1971) the first game was played at the new Foxboro facility. In that game, the Patriots' posted a 20-14 win over the NY Giants before 60,423 fans.

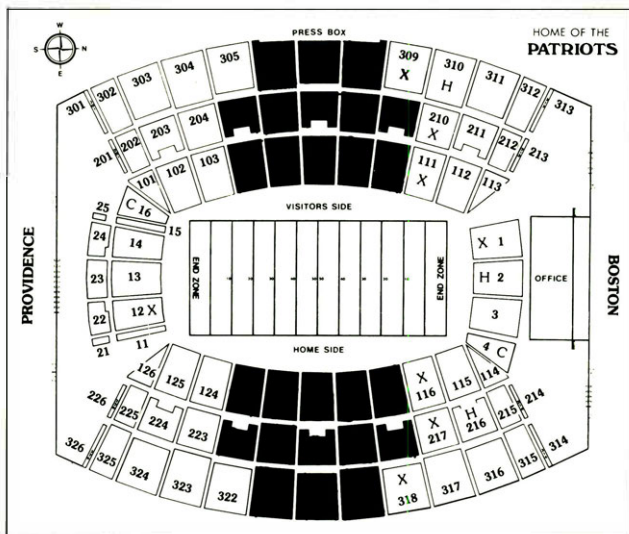
With space to park 16,000 automobiles surrounding the stadium, the site covers an area of 15 acres and is as long as it is wide, 700 feet. In the process of excavating the bowl shape for the stadium, 250,000 cubic yards of earth were removed from the 35-foot deep hole. The J.F. White Construction Co. then used 15,000 cubic yards of concrete and 660 tons of steel to erect the stadium.

In 1977 the original Poly-Turf playing surface was removed, an entirely new drainage system installed, the field crown raised four inches, and the entire field resurfaced with a new Super-Turf carpet. Lighting is provided by three towers with 324 mercury lamps (1500 watts per), 200 candle power per square foot on the playing field.

On November 6, 1981, the newly formed Stadium Management Corporation (SMC) headed by Patriots' Executive Vice President Chuck Sullivan, completed the purchase of the then named Schaefer Stadium and its related assets from Stadium Realty Trust. During the ensuing offseason, SMC began a multi-million dollar renovation and improvement program at the Stadium. With the work being done by the stadium's original builder, J.F. White Construction Company of Newton, MA, the stadium took on a new look. Featured in the program was the installation of a Diamond Vision full color instant replay video scoreboard, a 20,000 square foot addition to the Patriots' administrative building, a complete renovation of the stadium's restroom facilities and the addition of 42 stadium suites to the press box facility. Included in the pressbox renovation was the addition of two more levels to the original two (including a fully modern media level) and the construction of two additional elevators to the existing one in service.

Prior to the major improvement work being completed, the stadium capacity was 61,297. The stadium now has 5,604 sideline chair seats, 670 corner chair seats, 47,829 sideline bench seats and 6,983 endzone seats, bringing the new capacity to 61,086. Since the Patriots moved to Foxboro, they have played 111 games there before a total of 6,157,133 fans, or an average of 53,540 per game.

Not only is Sullivan Stadium the home of the Patriots, it will be the site of two Boston College "home" games this fall against Penn State on October 29th and Alabama on November 25th. In addition, several major concerts and a motocross event will also be held at Sullivan Stadium.



10 LARGEST CROWDS TO SEE THE PATRIOTS PLAY

Date	Crowd	City	Results
9-30-73	80,047	Miami	Dolphins 44, Patriots 23
10-20-74	80,020	Buffalo	Bills 30, Patriots 28
11-12-72	80,010	Miami	Dolphins 52, Patriots 0
12-15-74	79,420	Miami	Dolphins 34, Patriots 27
9-26-77	77,910	Cleveland	Browns 30, Patriots 27 (OT)
12- 9-73	75,841	Buffalo	Bills 37, Patriots 13
12-18-78	75,445	Miami	Dolphins 23, Patriots 3
11-11-79	75,103	Denver	Broncos 45, Patriots 10
11-29-79	75,037	Miami	Dolphins 39, Patriots 24
8-19-61	73,916	Philadelphia	N.Y. Titans 17, Patriots 7

PATRIOTS' HOTEL HEADQUARTERS

PRESEASON

Game	Hotel	Phone
Knoxville (Steelers)	Holiday Inn—World's Fair	(615) 522-2800
San Francisco	Rickey's Hyatt House	(415) 493-8000
Los Angeles (Rams)	Anaheim Hyatt	(714) 772-5900
Tampa Bay	Bay Harbor Inn	(813) 885-2541

REGULAR SEASON

Miami	Marriott—Airport	(305) 649-5000
Pittsburgh	Marriott—Greentree	(412) 922-8400
Baltimore	Cross Keys Inn	(301) 532-6900
Buffalo	Marriott	(716) 689-6900
Atlanta	Hilton	(404) 659-2000
NY Jets	Marriott—LaGuardia	(212) 565-8900
Los Angeles (Rams)	Anaheim Hyatt	(714) 772-5900
Seattle	Sea-Tac Red Lion	(206) 246-8600

1983 NATIONAL FOOTBALL LEAGUE SCHEDULE

(All times local)

(CBS-TV and NBC-TV doubleheader games to be determined)

(First Weekend)

SUNDAY, SEPT. 4

Atlanta at Chicago	12:00
Baltimore at New England	1:00
Denver at Pittsburgh	1:00
Detroit at Tampa Bay	1:00
Green Bay at Houston	12:00
Los Angeles Rams at NY Giants	1:00
Los Angeles Raiders at Cincinnati	1:00
Miami at Buffalo	1:00
Minnesota at Cleveland	1:00
New York Jets at San Diego	1:00
Philadelphia at San Francisco	1:00
St. Louis at New Orleans	12:00
Seattle at Kansas City	3:00

NBC-TV Doubleheader Week

MONDAY, SEPT. 5

Dallas at Washington	9:00
----------------------	------

(Second Weekend)

THURSDAY, SEPT. 8

San Francisco at Minnesota	7:30
----------------------------	------

SUNDAY, SEPT. 11

Buffalo at Cincinnati	1:00
Cleveland at Detroit	1:00
Dallas at St. Louis	12:00
Denver at Baltimore	4:00
Houston at Los Angeles Raiders	1:00
New England at Miami	4:00
New Orleans at Los Angeles Rams	1:00
New York Giants at Atlanta	1:00
Pittsburgh at Green Bay	12:00
Seattle at New York Jets	4:00
Tampa Bay at Chicago	12:00
Washington at Philadelphia	1:00

NBC-TV Doubleheader Week

MONDAY, SEPT. 12

San Diego at Kansas City	8:00
--------------------------	------

(Third Weekend)

THURSDAY, SEPT. 15

Cincinnati at Cleveland	8:30
-------------------------	------

SUNDAY, SEPT. 18

Atlanta at Detroit	1:00
Baltimore at Buffalo	1:00
Chicago at New Orleans	12:00
Kansas City at Washington	1:00
LA Rams vs. Green Bay at Milw.	12:00
Minnesota at Tampa Bay	4:00
New York Giants at Dallas	3:00
New York Jets at New England	1:00
Philadelphia at Denver	2:00
Pittsburgh at Houston	12:00
San Diego at Seattle	1:00
San Francisco at St. Louis	12:00

CBS-TV Doubleheader Week

MONDAY, SEPT. 19

Miami at Los Angeles Raiders	6:00
------------------------------	------

(Fourth Weekend)

SUNDAY, SEPT. 25

Atlanta at San Francisco	1:00
Chicago at Baltimore	2:00
Cincinnati at Tampa Bay	1:00
Cleveland at San Diego	1:00
Detroit at Minnesota	12:00
Houston at Buffalo	1:00
Kansas City at Miami	1:00
Los Angeles Raiders at Denver	2:00
Los Angeles Rams at NY Jets	4:00
New England at Pittsburgh	1:00
New Orleans at Dallas	12:00
St. Louis at Philadelphia	1:00
Washington at Seattle	1:00

CBS-TV Doubleheader Week

MONDAY, SEPT. 26

Green Bay at New York Giants	9:00
------------------------------	------

(Fifth Weekend)

SUNDAY, OCT. 2

Baltimore at Cincinnati	1:00
Dallas at Minnesota	12:00
Denver at Chicago	12:00
Detroit at Los Angeles Rams	1:00
Houston at Pittsburgh	1:00
Los Angeles Raiders at Washington	1:00
Miami at New Orleans	3:00
Philadelphia at Atlanta	1:00
St. Louis at Kansas City	3:00
San Diego at New York Giants	4:00
San Francisco at New England	1:00
Seattle at Cleveland	1:00
Tampa Bay at Green Bay	12:00

NBC-TV Doubleheader Week

MONDAY, OCT. 3

New York Jets at Buffalo	9:00
--------------------------	------

(Sixth Weekend)

SUNDAY, OCT. 9

Buffalo at Miami	1:00
Denver at Houston	12:00
Green Bay at Detroit	1:00
Kansas City at Los Angeles Raiders	1:00
Los Angeles Rams at San Francisco	1:00
Minnesota at Chicago	12:00
New England at Baltimore	2:00
New Orleans at Atlanta	1:00
New York Jets at Cleveland	1:00
Philadelphia at New York Giants	4:00
Seattle at San Diego	1:00
Tampa Bay at Dallas	3:00
Washington at St. Louis	12:00

CBS-TV Doubleheader Week

MONDAY, OCT. 10

Pittsburgh at Cincinnati	9:00
--------------------------	------

(Seventh Weekend)

SUNDAY, OCT. 16

Atlanta at Los Angeles Rams	1:00
Buffalo at Baltimore	2:00
Chicago at Detroit	1:00
Cincinnati at Denver	2:00
Cleveland at Pittsburgh	1:00
Dallas at Philadelphia	4:00
Houston at Minnesota	12:00
Los Angeles Raiders at Seattle	1:00
Miami at New York Jets	1:00
New York Giants at Kansas City	3:00
St. Louis at Tampa Bay	1:00
San Diego at New England	1:00
San Francisco at New Orleans	12:00

CBS-TV Doubleheader Week

MONDAY, OCT. 17

Washington at Green Bay	8:00
-------------------------	------

(Eighth Weekend)

SUNDAY, OCT. 23

Atlanta at New York Jets	1:00
Chicago at Philadelphia	1:00
Cleveland at Cincinnati	1:00
Detroit at Washington	1:00
Kansas City at Houston	12:00
Los Angeles Raiders at Dallas	8:00
Miami at Baltimore	2:00
Minnesota at Green Bay	12:00
New England at Buffalo	1:00
New Orleans at Tampa Bay	4:00
Pittsburgh at Seattle	1:00
San Diego at Denver	2:00
San Francisco at Los Angeles Rams	1:00

NBC-TV Doubleheader Week

MONDAY, OCT. 24

New York Giants at St. Louis	8:00
------------------------------	------

**(Ninth Weekend)
SUNDAY, OCT. 30**

Baltimore at Philadelphia	1:00
Dallas at New York Giants	1:00
Detroit at Chicago	12:00
Green Bay at Cincinnati	4:00
Houston at Cleveland	1:00
Kansas City at Denver	2:00
Los Angeles Rams at Miami	1:00
Minnesota at St. Louis	12:00
New England at Atlanta	1:00
New Orleans at Buffalo	1:00
New York Jets at San Francisco	1:00
Seattle at Los Angeles Raiders	1:00
Tampa Bay at Pittsburgh	1:00

CBS-TV Doubleheader Week

MONDAY, OCT. 31

Washington at San Diego	6:00
-------------------------	------

**(Tenth Weekend)
SUNDAY, NOV. 6**

Atlanta at New Orleans	12:00
Baltimore at New York Jets	4:00
Buffalo at New England	1:00
Chicago at Los Angeles Rams	1:00
Cincinnati at Houston	12:00
Cleveland vs. Green Bay at Milw.	12:00
Denver at Seattle	1:00
Los Angeles Raiders at Kansas City	12:00
Miami at San Francisco	1:00
Philadelphia at Dallas	12:00
St. Louis at Washington	4:00
San Diego at Pittsburgh	1:00
Tampa Bay at Minnesota	12:00

NBC-TV Doubleheader Week

MONDAY, NOV. 7

New York Giants at Detroit	9:00
----------------------------	------

**(Eleventh Weekend)
SUNDAY, NOV. 13**

Buffalo at New York Jets	1:00
Cincinnati at Kansas City	12:00
Dallas at San Diego	1:00
Denver at Los Angeles Raiders	1:00
Detroit at Houston	12:00
Green Bay at Minnesota	12:00
Miami at New England	1:00
New Orleans at San Francisco	1:00
Philadelphia at Chicago	12:00
Pittsburgh at Baltimore	2:00
Seattle at St. Louis	12:00
Tampa Bay at Cleveland	1:00
Washington at New York Giants	4:00

CBS-TV Doubleheader Week

MONDAY, NOV. 14

Los Angeles Rams at Atlanta	9:00
-----------------------------	------

**(Twelfth Weekend)
SUNDAY, NOV. 20**

Baltimore at Miami	1:00
Chicago at Tampa Bay	1:00
Cleveland at New England	1:00
Detroit vs. Green Bay at Milw.	12:00
Houston at Cincinnati	1:00
Los Angeles Raiders at Buffalo	1:00
Kansas City at Dallas	3:00
Minnesota at Pittsburgh	1:00
New York Giants at Philadelphia	1:00
San Diego at St. Louis	12:00
San Francisco at Atlanta	4:00
Seattle at Denver	2:00
Washington at Los Angeles Rams	1:00

NBC-TV Doubleheader Week

MONDAY, NOV. 21

New York Jets at New Orleans	8:00
------------------------------	------

**(Thirteenth Weekend)
(Thanksgiving Day)
THURSDAY, NOV. 24**

Pittsburgh at Detroit	12:30
St. Louis at Dallas	3:00

SUNDAY, NOV. 27

Baltimore at Cleveland	1:00
Buffalo at Los Angeles Rams	1:00
Denver at San Diego	1:00
Green Bay at Atlanta	4:00
Houston at Tampa Bay	1:00
Kansas City at Seattle	1:00
Minnesota at New Orleans	12:00
New England at New York Jets	1:00
New York Giants at Los Angeles Raiders	1:00
Philadelphia at Washington	1:00
San Francisco at Chicago	12:00

CBS-TV Doubleheader Week

MONDAY, NOV. 28

Cincinnati at Miami	9:00
---------------------	------

**(Fourteenth Weekend)
THURSDAY, DEC. 1**

Los Angeles Raiders at San Diego	6:00
----------------------------------	------

SUNDAY, DEC. 4

Atlanta at Washington	1:00
Buffalo at Kansas City	12:00
Chicago at Green Bay	12:00
Cincinnati at Pittsburgh	1:00
Cleveland at Denver	2:00
Dallas at Seattle	1:00
Los Angeles Rams at Philadelphia	1:00
Miami at Houston	12:00
New Orleans at New England	1:00
New York Jets at Baltimore	4:00
St. Louis at New York Giants	1:00
Tampa Bay at San Francisco	1:00

NBC-TV Doubleheader Week

MONDAY, DEC. 5

Minnesota at Detroit	9:00
----------------------	------

**(Fifteenth Weekend)
SATURDAY, DEC. 10**

Atlanta at Miami	4:00
Pittsburgh at New York Jets	12:30

SUNDAY, DEC. 11

Baltimore at Denver	2:00
Chicago at Minnesota	12:00
Cleveland at Houston	12:00
Detroit at Cincinnati	1:00
Kansas City at San Diego	1:00
New England at Los Angeles Rams	1:00
New Orleans at Philadelphia	1:00
St. Louis at Los Angeles Raiders	1:00
San Francisco at Buffalo	1:00
Seattle at New York Giants	1:00
Washington at Dallas	3:00

CBS-TV Doubleheader Week

MONDAY, DEC. 12

Green Bay at Tampa Bay	9:00
------------------------	------

**(Sixteenth Weekend)
FRIDAY, DEC. 16**

New York Jets at Miami	9:00
------------------------	------

SATURDAY, DEC. 17

Cincinnati at Minnesota	3:00
New York Giants at Washington	12:30

SUNDAY, DEC. 18

Buffalo at Atlanta	1:00
Denver at Kansas City	12:00
Green Bay at Chicago	12:00
Houston at Baltimore	2:00
Los Angeles Rams at New Orleans	12:00
New England at Seattle	1:00
Philadelphia at St. Louis	12:00
Pittsburgh at Cleveland	1:00
San Diego at Los Angeles Raiders	1:00
Tampa Bay at Detroit	4:00

NBC-TV Doubleheader Week

MONDAY, DEC. 19

Dallas at San Francisco	6:00
-------------------------	------

THE FRITO-LAY STORY



A UNIQUE FUNDING TRIANGLE

In our quest to improve the quality of life for Boston's youth the Boys and Girls Clubs of Boston depends heavily on the generosity of others. The Frito-Lay Company is a prime example of an advocate of the Clubs via an imaginative funding triangle thanks to the New England Patriots.

Here's how it works. As the Patriots score points, Frito-Lay scores for the children of Boston, donating \$100 to the Boys and Girls Clubs for each point! Despite the 57-day NFL Players strike, Frito-Lay continued to donate \$1,000 per week to the Boys and Girls Clubs of Boston. This donation brought the 1982 total donation to \$31,500 and the total to \$300,500 since the program's inception in 1976. Throughout the country and, of course, in Boston, businessmen, parents, and the community at large hail this program as one of the most creative charitable donations in existence.

The funds are designated for a very special purpose...the Boys and Girls Clubs-Frito-Lay Tutorial Assistance Program (known as the Frito-Lay TAP). This education program directly serves over 1,000 children in each of three Clubhouses. Counsellors and tutors reinforce school work, stressing the importance of a well-rounded education. Like the athlete, the student is taught to work daily to improve his skills. Each youngster's individual needs determine the type of supplemental training he or she receives. Some require help in vocabulary and reading. Others lack sufficient mathematic skills. Still others reap the benefits of science instruction through practical lessons at the Museum of Science.

The TAP program provides a strong base for the educational and emotional development of our inner-city kids. Frito-Lay puts their money where it counts, where it will do something positive for our children, and thus, for our community. Since 1976, the Boys and Girls Clubs of Boston has annually turned to Frito-Lay for assistance in meeting our large financial challenges. Just as regularly, Frito-Lay has been there.

For seven years, Frito-Lay has also supported the Clubs Annual Awards Dinner in the Charlestown, Roxbury, and South Boston communities. These events focus on the outstanding leadership and achievements of our individual members. Recognition supported by Frito-Lay is especially important for our children.

For seven years, Frito-Lay has stood behind our Tri-Club Program, designed to encourage an atmosphere of harmony, understanding, and productive interaction between girls and boys of all races and religions.

For seven years, Frito-Lay has supported the World of Work Program, designed to help unemployed inner-city teenagers become successful members of the work force.

**FOR SEVEN YEARS,
FRITO-LAY HAS BEEN A VERY GOOD FRIEND.**

Thank you, Frito-Lay.

SINCE 1893
BOYS AND GIRLS CLUBS OF BOSTON

NEW ENGLAND PATRIOTS, THIS BUD'S FOR YOU.™



Frito-Lay and the Patriots team up for a better Boston.

Frito-Lay, Inc., maker of
LAY'S® and RUFFLES® brand
potato chips, donates \$100
to the Boys and Girls Clubs
of Boston for each point
scored this season.



Challenge
For Children

LAY'S® and RUFFLES® are registered trademarks of Frito-Lay, Inc., © 1983.