

# New England Patriots



## 1986 FACT BOOK




1985 AFC  
CHAMPIONS

THE COOL WAY TO KILL  
A HOT THIRST.



is brewed and aged by Anheuser-Busch  
finest ingredients obtainable. It is  
the and drinkability of a fine pilsner



Great beer taste.  
Lighter alcohol\* refreshment.  
LA™ Beer.

\*Lighter in alcohol than our regular beers.

LA is a trademark of Anheuser-Busch, Inc. • St. Louis, MO.

# INDEX

AFC Championship Rings .....	127
Attendance .....	150-151
Ten Largest Crowds .....	151
Year by Year .....	150
1985 Game-by-Game .....	151
1985 Summary .....	150
Biographies:	
Assistant Coaches .....	17-27
Berry, Raymond .....	13-16
Draft Choices .....	110-120
Kilroy, Bucko .....	11
McPeak, Bill .....	29
Steinberg, Dick .....	29
Sullivan, Charles W. ....	9
Sullivan, Patrick J. ....	12
Sullivan, William H., Jr. ....	8
Veteran Players .....	33-109
Board of Directors .....	10
Bryant College .....	260
Club Directory .....	4-5
Coaches, All-Time .....	28
Drafts, All-Time Patriots .....	224-227
Duration of 1985 Games .....	200
Frito-Lay Story .....	256
Historical Highlights .....	238-241
Hotel Headquarters .....	152
How the Patriots Were Built .....	171
Important Dates .....	260
Last Time It Happened .....	148-149
Leaders:	
All-Time .....	231-232
Year by Year .....	228-230
League Rankings:	
By Week .....	193
By Item .....	194
Longest Plays .....	236-237
Media Contacts .....	251-252
Opponents:	
Preseason .....	122
Regular Season .....	132-135
Outstanding Performances .....	233-235
Overtime Games .....	126
Patriots with 100 Games Played .....	121
Patriots' Radio Network .....	250
Personnel Guide .....	232
Playoffs:	
History .....	242-246
Tie-Breaking Procedures .....	249
Top Performances (Team/Individual) .....	246-248
Pro Bowl Patriots .....	253
Pronunciation Guide .....	109
Records:	
AFC vs. NFC 1970-85 .....	249
Consecutive .....	219-220
Head Coaches .....	27
Individual .....	203-210
Team .....	211-220
Set or Tied in 1985 .....	196



## Results:

Preseason (Year by Year) .....	123-124
Preseason Series Standings .....	122
Preseason Shutouts .....	125
Preseason Margins-Victories/Defeats .....	125
Most Points Scored-Preseason (By Patriots, By Opponents) .....	126
Regular Season (Year by Year) .....	136-142
All-Time Series Standings .....	136
Regular Season Series Results .....	143-145
Regular Season Margins-Victories/Defeats .....	146
Most Points Scored-Regular Season (By Patriots, By Opponents) .....	146-147
Home/Away Records .....	147
Win/Loss Records at Home Sites .....	147
Month by Month Records .....	148

Retired Players .....	109
-----------------------	-----

## Rosters:

All-Time Player .....	221-223
1986 Training Camp .....	128-131
1985 Roster Movements .....	121

## Schedules:

Patriots' .....	6
NFL .....	258-259

Staff Personnel .....	30-32
-----------------------	-------

Sullivan Stadium Story .....	254-255
------------------------------	---------

Team Telephone Numbers .....	252
------------------------------	-----

## Television:

Patriots on Monday Nights .....	202
Ratings, 1985 .....	201
Replay Rules .....	261
Top 10 Ratings .....	201

## Year in Review, 1985:

Awards .....	170
--------------	-----

### Defensive Statistics:

Individual (Regular Season/Playoffs) .....	190
Turnover Ratio .....	192
QB Sacks per Game .....	192

Game by Game Review .....	153-165
---------------------------	---------

Missed Games, Injuries .....	200
------------------------------	-----

Number Plays, Game by Game .....	201
----------------------------------	-----

NFL Standings .....	202
---------------------	-----

### Offensive Statistics:

Summary (Individual/Team)(Regular Season) .....	166-167
---	---------

Playoff Summary (Individual/Team) .....	168-169
---	---------

Individual, Game by Game Rushing .....	172-173
--	---------

Individual, Game by Game Receiving .....	174-175
--	---------

Individual, Game by Game Passing .....	176
--	-----

Individual, Game by Game Punting .....	177
--	-----

Team, Game by Game-Patriots .....	178
-----------------------------------	-----

Team, Game by Game-Opponents .....	179
------------------------------------	-----

### Scoring Summary:

Field Goals .....	180
-------------------	-----

Rushing Touchdowns .....	180
--------------------------	-----

Passing Touchdowns .....	181
--------------------------	-----

Other Touchdowns .....	181
------------------------	-----

Patriots' Offense by Periods .....	182
------------------------------------	-----

Opponents' Offense by Periods .....	182
-------------------------------------	-----

Patriots' Scoring Drives .....	183
--------------------------------	-----

Opponents' Scoring Drives .....	184
---------------------------------	-----

Opponents' Offense within the 20 Yard Line .....	189
--	-----

Patriots' Offense within the 20 Yard Line .....	188
---	-----



Performances Best/Worst:

Patriots' Offense .....	195
Patriots' Defense .....	195
Records Set or Tied in 1985 .....	196-197
Roster Movements, 1985 .....	121
Starting Line-Ups Game by Game, 1985	
Offense .....	198
Defense .....	199
Summary .....	200
Takeaways/Giveaways .....	186-187
Top Receivers, Game by Game .....	185
Top Rushers, Game by Game .....	185
Top Performances (Regular Season/Playoffs) .....	191

---



To find out about 1985 AFC Championship Ring see page 127

---

## CREDITS

On Cover — Pro Bowl outside linebacker Andre Tippett vs. Detroit Lions  
Cover Design — Herb Rogalski of Rogalski Associates (Boston, Ma.)  
Printer and Typesetting — Spaulding Printer (Boston, Ma.)  
Interior Design — Merwyn Thompson of Spaulding Printer (Boston, Ma.)  
Cover Photo — Alan Schwartz (Miami, Fla.)  
Interior Photos — Tom Croke (Foxboro, Ma.)  
Special Assistance — Dave Simon



## **FOOTBALL STAFF**

Equipment Manager .....	George Luongo
Assistant Equipment Manager .....	Don Brocher
Video Tape Manager .....	Ken Deininger
Video Tape Assistant .....	Scott Olkkola

## **MEDICAL STAFF**

Head Trainer .....	Ron O'Neil
Assistant Trainer .....	Jim Pluemer
Team Physician .....	Bertram Zarins, M.D.
Team Dentist .....	Bill Lenkaitis, D.D.S.

## **ADMINISTRATIVE STAFF**

Administrative Asst. to G.M. ....	Katherine Kennedy
Administrative Asst. to G.M. ....	Joyce LaRocque
Director of Team Security .....	Lou Assad
Receptionist .....	Joan Bishop
Business Manager .....	Ray Cantwell
Treasurer's Office .....	Marie Lowre
Secretary, President's Office .....	Barbara Ruhl
Secretary, Coaches' Office .....	Bev Scollins
Secretary, Team Travel .....	Patti Mechlinski
Secretary, Administrative .....	Cathi Miconi

## **DATA PROCESSING DEPARTMENT**

Director of Data Processing .....	Peg Myers
Senior Systems Analyst .....	Steve Poreda
Systems Specialist .....	Rob Noller
Computer Operations Assistant .....	Joe Ziobro

## **TICKET OFFICE**

Box Office Manager .....	Ken Sternfeld
Assistant Box Office Manager .....	Frank Napoli
Box Office Staff .....	Glenn Collier, Heather Corbett

## **PUBLIC RELATIONS/PUBLICITY DEPARTMENTS**

Director of Public Relations .....	David Wintergrass
Director of Publicity .....	Jim Greenidge
Assistant Publicity Director .....	Mike Loftus
Public Relations Assistant .....	Kerry Moynihan
Public Relations Assistant .....	Leslie Chappell



# 1986 SCHEDULE

## PRESEASON

Saturday,	Aug.	2	St. Louis (Canton, Ohio)	2:30 p.m.
Sunday,	Aug.	10	WASHINGTON	7:00 p.m.
Saturday,	Aug.	16	at New Orleans	7:00 p.m.
Friday,	Aug.	22	at LA Raiders	10:00 p.m.
Saturday,	Aug.	30	at Green Bay	8:00 p.m.

## REGULAR SEASON

Sunday,	Sept.	7	INDIANAPOLIS	4:00 p.m.
Thursday,	Sept.	11	at NY Jets	8:00 p.m.
Sunday,	Sept.	21	SEATTLE	1:00 p.m.
Sunday,	Sept.	28	at Denver	4:00 p.m.
Sunday,	Oct.	5	MIAMI	1:00 p.m.
Sunday,	Oct.	12	NY JETS	1:00 p.m.
Sunday,	Oct.	19	at Pittsburgh	1:00 p.m.
Sunday,	Oct.	26	at Buffalo	1:00 p.m.
Sunday,	Nov.	2	ATLANTA	1:00 p.m.
Sunday,	Nov.	9	at Indianapolis	1:00 p.m.
Sunday,	Nov.	16	at LA Rams	4:00 p.m.
Sunday,	Nov.	23	BUFFALO	1:00 p.m.
Sunday,	Nov.	30	at New Orleans	1:00 p.m.
Sunday,	Dec.	7	CINCINNATI	1:00 p.m.
Sunday,	Dec.	14	SAN FRANCISCO	1:00 p.m.
Monday,	Dec.	22	at Miami	9:00 p.m.

HOME GAMES LISTED IN ALL CAPS All Times Eastern

### TICKET OUTLETS

Sullivan Stadium Box Office — toll-free 1-800-543-1776

Teletron — 1-800-382-8080 or (617) 720-3434 (Boston)

Sports Charge — 1-800-442-1854 or (617) 497-1118 (Boston)

All Ticketron Outlets

All Strawberries Records and Tape locations

All Authorized Ticket Agencies

**MEDIA INFORMATION** - This media guide has been prepared to assist all members of the media in their coverage of the Patriots in 1985. Should you require additional information, further assistance, or wish to arrange interviews, please contact Jim Greenidge or Mike Loftus at (617) 262-1776 or (617) 543-1776. Home phone numbers are: Greenidge (617-776-4414) and Loftus (617-587-3377).

**CREDENTIAL REQUESTS** - Credential requests should be made in writing or by calling the Publicity Department no later than noon on the Wednesday preceding any home game to insure issuance.

**TRAINING CAMP** - The Patriots will make Bryant College their summer training home for the 11th straight summer in 1985. The Smithfield, RI campus is located 12 miles northwest of Providence and 60 miles south of Boston. Telephone number at the Patriots' training camp office is (401) 231-2088.




**COLD CUTS**  
*and*  
**BREAST OF TURKEY**




team up to salute the AFC Champion

**PATRIOTS** <sup>TM</sup>



**It took Louis Rich<sup>TM</sup> to  
make turkey so right.<sup>TM</sup>**

## PRESIDENT



### WILLIAM H. SULLIVAN, JR.

The 1985 season was one of many cherished moments for William H. "Billy" Sullivan, Jr. There was a 34-23 verdict over the Cincinnati Bengals on the final day of the regular season, December 22nd—a win that put the Patriots into the playoffs. And then there were three consecutive road wins, over the New York Jets, the Los Angeles Raiders and the Miami Dolphins, with each providing Mr. Sullivan a tremendous deal of satisfaction. The latter triumph—that against the Dolphins—gave the Patriots the AFC title and thus a junket to Super Bowl XX.

Bill Sullivan and his family have spent many tireless hours — and money — over the past twenty-six years to build a pro football team that New England would be proud to call its own. And that dream came true with the meeting between the Patriots and the Chicago Bears in the New Orleans Superdome for Super Bowl XX. Another one of those cherished moments came to Mr. Sullivan on May 23rd, 1986 when Mr. Sullivan was able to hand out AFC Championship rings to the members of the Board of Directors, the coaches, the players and other team and Sullivan Stadium workers.

Until 1959, New England had been a graveyard for more than a half dozen professional football teams, but Bill changed that. Through his untiring efforts and perseverance, Bill not only fielded a team in the newly formed American Football League, he has guided the development of the franchise into becoming one of the most popular and competitive clubs in the NFL.

On November 18, 1959, Bill was awarded the eighth franchise in the fledgling American Football League. He has made an impact on the nation's No. 1 sport since that great day. He did get a team on the field. From 1961 to 1964 he was President of the AFL and served on the television committee that authored a \$36 million contract with NBC to guarantee survival of the young league. He was a key member of the AFL's team that hammered out the merger format with the NFL, and he has served as a director of both NFL Properties and Films.

He has been Chairman of the board of NFL Properties for nine years.

Since starting his love affair with pro football, Bill has traveled through many valleys and over many peaks. By undaunted determination and a boundless capacity for hard work, he kept the Patriots alive until locating the team in its present 61,000-seat Sullivan Stadium home, (named Sullivan Stadium from previous Schaefer Stadium on June 29, 1983) and assumed full control of the franchise by purchasing 88 percent of the voting stock on Nov. 17, 1975 and all of the nonvoting stock on Dec. 8, 1976.

Bill graduated from Boston College in 1937 and served as Publicity Director at his alma mater from 1938-1940. In 1941 he went to Notre Dame as special assistant to the Director of Athletics. After a hitch on the staff of the U.S. Naval Academy, he joined the Boston Braves baseball team as Director of Public Relations in 1946. During his six-year tenure with the Braves he conceived the "Jimmy Fund" that has since grown to be an internationally known cancer research program studying leukemia in children.

In 1955 he joined Metropolitan Petroleum Co. and became President of the firm three years later. He continued his rise in the corporate world 20 years later when he was named executive vice president of the parent Pittston Corporation, a position he held until his retirement from the national energy giant in the spring of 1981. In addition to serving as a director for numerous organizations, Bill was reelected on April 8, 1981 to serve a second term as Chairman of the Board of NFL Properties, Inc.

Bill and his wife, the former Mary Malone, are the parents of three sons, Charles (Chuck), William H. III and Patrick as well as three daughters, Kathleen Sullivan Alioto, Jeanne Sullivan McKeigue and Nancie Chamberlain.




# EXECUTIVE VICE PRESIDENT

## CHARLES W. "CHUCK" SULLIVAN

Since the Patriots first fielded a team in 1960, Chuck has served the franchise in a variety of capacities and has been the club's Executive Vice President since July, 1979.

A graduate of Boston College, he also received a law degree from BC's Law School and a Masters degree in Law from Harvard. Following graduation, Chuck spent two years on active duty in the U.S. Army, rising to the rank of Captain while serving one year in Thailand. After his tour in the Army, Chuck then attended Harvard and soon after began his career in law and football.

Chuck opened the New York branch office for the O'Melveny & Myers law firm and helped increase the firm's practice from eight to forty lawyers in a three year period. During his law career, he has represented the Patriots in the successful defense of anti-trust litigation brought by former Patriots' QB Joe Kapp and has assisted several NFL teams with corporate reorganizations, acquisition financings and training facility financings.



On June 6, 1977, Chuck was elected by NFL owners to serve as Chairman of the NFL Management Council's Executive Committee (NFLMC) and was reelected to serve a second term on March 30, 1981. During his second term of service with the NFLMC, the Executive Committee coordinated the negotiation of the 1982 Collective Bargaining Agreement.

In the Fall of 1981, Chuck formed Stadium Management Corporation (SMC) for the purpose of purchasing the then-named Schaefer Stadium and its related assets from Stadium Realty Trust. With the sale completed on November 6, 1981, Chuck then spearheaded an 11-million dollar improvement project at the newly named Sullivan Stadium. The project included the construction of a new media facility and luxury suites, new washroom and concession areas, the installation of a new Diamond Vision full color instant replay scoreboard and a new meeting and training facility for the football operation.

In the Spring of 1984, Chuck took on one of his greatest challenges by negotiating for and acquiring the rights to be the producer of the Michael Jackson national tour. No stranger to planning such events, Chuck helped promote and host three concerts — David Bowie, The Police and Simon and Garfunkel at Sullivan Stadium in 1983.

Chuck has also been active in legal matters relating to real estate development. He represented the Jordan Marsh Company in connection with the development of Lafayette Place, a 75-million dollar project in downtown Boston which includes a new Jordan Marsh store, a new retail shopping mall and a 400-room hotel.

He recently, in partnership with noted New England real estate developers Steve Weiner and Joel Wilder, announced plans for the development of a Shopping mall, to be located across the street from Sullivan Stadium.

Also, he made a long-range commitment to improving not only the Sullivan Stadium complex itself but the adjacent Foxboro Raceway. In April, 1984, he assumed operation of the raceway through a newly formed company, Commonwealth Sports Properties (CSP). Under the lease arrangement, CSP operates the raceway facility with the goal of returning the raceway to the prominent position it once enjoyed.

In early 1986, Chuck, in partnership with the New York investment banking firm of Allen & Co., negotiated the purchase of Tidedress from Control Data Corporation. Chuck is a major shareholder.

He has also been named as Chairman of the upcoming winter and summer Olympics for the Northeast region (six New England states, plus New York and New Jersey states).

## BOARD OF DIRECTORS




**Mrs. Mary M. Sullivan**  
Vice President



**Mrs. Nancy Chamberlain**



**Sam Cook Digges**




**William F. Finucane**  
General Counsel



**Jeannette Keefe**  
Assistant Treasurer




**Mrs. Jeanne McKeigue**




**Paul Sonnabend**  
Vice President




**Miss Mary H. Sullivan**  
Treasurer



**Patrick J. Sullivan**



**Walter T. Sullivan**



**William H. Sullivan III**



**Thomas J. White**

## VICE PRESIDENT

### BUCKO KILROY

Francis J. "Bucko" Kilroy has been employed in almost every conceivable capacity in the NFL as he enters his 44th year with the league. After serving four years as General Manager, he was promoted to the position of Vice President on February 16, 1983 and concentrates his efforts in player personnel and development. In that capacity, he continues to stress his highly regarded scouting philosophy to "leave no stone unturned" in searching for talent.

Born in Philadelphia, he established himself as one of the city's premier schoolboy athletes before departing for South Bend and the University of Notre Dame. His stay there was short as he returned to his hometown to attend Temple University where he went on to become one of the greatest linemen in the school's history. For his efforts on the collegiate gridiron, Bucko was inducted into the Temple Hall of Fame in 1976.


Bucko began his NFL career with his hometown Philadelphia Eagles in 1943 and played there 13 straight seasons. During that time, he once played in 146 consecutive games and was selected as an all-pro at both offensive guard (1947-49) and middle guard (1952-54). He gained additional honors for his pro grid exploits as he was elected to the NFL's all-decade team for the 1940's and inducted into the Helms Hall of Fame.

He made a gradual entry into the coaching ranks by serving the Eagles for three seasons as a player/coach before assuming the full-time role of line coach for six more NFL campaigns. In addition to coaching, he also served as the club's player personnel director, making him one of the five original talent scouts in the league.

In 1962, Bucko was named Director of Player Personnel of the Washington Redskins and then moved to the Dallas Cowboys in 1965 to become a "super scout" with that organization. During Bucko's five year tenure with the Cowboys, the team won five straight divisional championships, an indication of his impact on the team's scouting success.

Having developed a reputation as one of football's finest scouts, Bucko was named Player Personnel Director of the Patriots in 1971. He faced a monumental challenge of revamping and revitalizing a scouting operation that had shown little success in prior years. Under his direction, the Patriots' scouting department became one of the finest in the NFL and played an integral part in the Patriots' upsurge that brought them playoff appearances in 1976 and 1978.

A natural choice for the position, Bucko was appointed General Manager on April 6, 1979. In that capacity, he directed the Patriots' day-to-day business operation, was responsible for all contract negotiations and guided the implementation of a state-of-the-art computer system for the Patriots' operation. He also played an instrumental role in planning the building of a grass practice facility and an in-house film lab.






# GENERAL MANAGER

## PATRICK SULLIVAN

Let the record show that in Patrick Sullivan's third year as the Patriots' General Manager, he brought the team's organization to the point where it is now considered one of the finest in the National Football League—on and off the field. He has brought harmony as well as togetherness to the club—and on May 23, 1986 that harmony and togetherness was rewarded as everyone connected with the club was given an AFC Championship Ring.

He showed that one-for-all attitude in the playoffs by bringing all the workers in the organization to the AFC Championships at Miami and then later for a one-week stay in New Orleans for Super Bowl XX. In his short time as General Manager (he was named to the position February 16, 1983), Patrick has gained the respect of players, fellow league executives and fans, alike. As the head of the Patriots' organization, Patrick has the responsibility for handling and overseeing all player contract negotiations and coordinating the day-to-day operations of the club. He also plays an active role in dealing with the public and the media (he has had his own radio talk show the last several years).



Ever since his father, William H. "Billy" Sullivan, Jr., was awarded the newly-founded AFL's eighth and final franchise in November of 1959, Patrick has been an active and important member of the Patriots' organization.

The youngest of Billy and Mary Sullivan's six children, Patrick began his Patriots' career as an eight-year-old ballboy and then spent time assisting the training staff and ticket office staff while attending Wellesley (MA) Public Schools.

Patrick graduated from the Browne and Nichols Prep School (Cambridge, MA), where he played football as a 5-10, 170 lbs. defensive lineman in 1971 and then enrolled at his father's alma mater, Boston College. While at BC, Patrick worked in the Promotions Department at Boston's WSBK-TV (Channel 38).

In 1976, he graduated with a B.S. in English and then joined the Patriots on a full-time basis.


His first full-time role with the Patriots was on the Stadium Operations staff. Less than a year later, in February of 1977, he traded in his work clothes for a jacket and tie and was named Publicity Assistant. Three months later, he returned to the Stadium Operations Department, but this time as Stadium Manager. At the age of 24, Patrick earned the responsibility for the day-to-day operation of Sullivan Stadium and the Patriots' office facility.

In April, 1979, when Bucko Kilroy was appointed General Manager to replace the departed Chuck Fairbanks, he chose Patrick to be Assistant General Manager, a position he assumed on May 18, 1979. For the next four years, Patrick assisted Kilroy in a variety of duties, including the development of a state-of-the-art computer system for the entire Patriots' operation, the installation of an in-house film lab, the construction of a grass practice facility and overseeing a multi-million dollar improvement program at Sullivan Stadium. Patrick also negotiated player contracts for veterans, rookie and free agents, alike.

Patrick has extensive involvement with such charities as the Boys and Girls Club, Norwood (MA.) Hospital and the Wrentham (MA.) State School.

Born on November 23, 1952, Patrick is married to the former Lynne Massari of Hamden, CT and they are the parents of a four-year-old son, Garrett Patrick.

# HEAD COACH



## RAYMOND BERRY

One of the NFL's greatest all-time receivers, Raymond Berry showed in the 1985 season, his first full year as the Patriots' head coach, that his NFL head coaching career could well be every bit as impressive as his 13-years as a player. All he did in his 25th year associated with the NFL was: lead the New England to Super Bowl XX, with the Patriots becoming the first team to reach the classic by winning three playoff games on the road.

The Patriots, under Berry, made the playoffs as a Wild Card entry, and in winning their first game against the Jets, it marked the first NFL playoff win for the Patriots, who came into the league in 1970 from the AFL. In spearheading the Patriots to an 11-5 regular season record (just the third time in the team's history that 11 games was won during

the regular season card, with 1976 at 11-3 and 1978 at 11-5 the other seasons). At one point of the 1985 season, the Patriots had a 2-3 record. Berry brought an all-for-one attitude to the team and he brought discipline while at the same time allowing players to enter into the decision-making process from time to time.

Berry knew what he wanted to do in 1985, and he went out and did it. His biggest concern was to cut the team's sacks from 66 (for 454 yards) in 1984, and the Patriots had just 39 (for 315 yards) in 1985. He also instituted pass-catching drills for the defensive backs in the 1985 training camp, and the strategy paid off as the team went from 17 pickoffs in 1984 to 23 in 1985.

He was concerned with the team being able to jump on opponents' fumbles, and the Patriots practiced fumble recoveries, beginning in training camp. The record book showed that the Patriots fell on just eight of 33 opponent fumbles in 1984, and that improved to 24 recoveries on 35 miscues in 1985. Also, the Patriots became adept at stripping their foes of the ball under Berry, and scored seven special teams touchdowns in 1985, including two off kickoff returns in the playoffs.

Berry also took full charge of the team's offense. He showed he had the midas touch in that department as well, with the team finishing sixth in the league in rushing (2nd in the AFC), after having been just 11th in 1984 with a one-back offense. (The Patriots were sixth in rushing defense and ninth in pass defense in the NFL in 1985). Under coach Berry, Craig James hit full stride with 1,227 yards rushing. In the 1984 season, Raymond inserted James into the starting lineup in coach Berry's second game at the helm. Free safety Fred Marion is yet another player who has come on strong under Berry's tutelage, as Marion and James were both selected to their first Pro Bowl appearances in 1985.

The Patriots had eight players selected to the Pro Bowl, in fact, the most the franchise has had as an NFL franchise. The number was also the second most selected from one team, with only the Chicago Bears, the other Super Bowl participant, having more.

Coach Berry was always one to pay attention to even the smallest detail when he was a player for the Baltimore Colts. And as a coach he is the same way. He introduced such items as the strengthening of the fingers through the squeezing of Silly Putty while the players are in their leisure time and in their team meetings (Berry did the drill as a player).

Berry won a great deal of recognition come the end of the 1985 for his handling of the Patriots. He was picked as the league's Coach of the Year by *College and Pro Football Newsweekly* as well as the Lombardi Committee. He was on the receiving end of the AFC Coach of the Year by UPI, the Pro Football Writers, the *Football News*, the "101" Club out of Kansas City and also won the Massachusetts State Police Junior Olympics Man of the Year.

But the thing that his players like most about Berry is his low key approach, and the fact that he is always one to turn to the players when congratulations are in order. Raymond Berry does not have an ego problem; all he wants to do is have his players and the organization taste the fruits of victory and championships as he did as a player.

Raymond, who became the team's ninth head coach on October 25, 1985, won his first game as a head coach at any level, with a 30-20 verdict over the visiting New York Jets on October 28th. The Patriots, who were celebrating their 25th anniversary in that same game, were in arrears, 20-3 in the second quarter of that contest. Berry's club finished the season with a 4-4 record and the Patriots went on to finish 9-7-0.

Berry signed a new five-year contract during the 1986 off-season, with the deal announced June 12th.

The 53-year-old Berry was born Feb. 27, 1933 in Corpus Christi, Texas.

Berry's given name is: Raymond Emmett Berry.

**COACHING YEARS:** Upon leaving the playing field, Raymond joined the Dallas Cowboys coaching staff for the 1968 and 1969 seasons. He then left the NFL ranks to coach collegiately at the University of Arkansas from 1970-72. Over his three seasons at Arkansas, the Frank Broyles-coached team went 9-2-0 in 1970, 8-3-1 in 1971 and 6-5-0 in 1972. Arkansas went to the Liberty Bowl in 1971, losing to Tennessee, 14-13. Former Buffalo Bills quarterback Joe Ferguson, now with the Detroit Lions, was the Arkansas quarterback.

After three years with the Razorbacks (23-10-1 team record while Berry there), he returned to the NFL by serving as an assistant coach on the staffs at Detroit (1973-75) and Cleveland (1976-77) before joining Chuck Fairbanks' staff with the Patriots in 1978. When Fairbanks left the Patriots, Raymond stayed as the receivers coach on Ron Erhardt's staff until 1981.

During his four-year stint as Patriots' receivers coach, Raymond tutored the newly-emerging receiver threat, Stanley Morgan, who had been drafted in 1977, a year before Berry's arrival in New England. Since then, Morgan has become the Patriots' all-time leading receiver in terms of receptions, touchdowns and yardage.

Raymond also coached Harold Jackson who became the NFL's third-ranked all-time reception yardage leader, and the eighth top receiver in NFL history. In 1979, both Morgan (1,002) and Jackson (1,013) became the first Patriots ever to surpass the 1,000 yard receiving mark in a season. Jackson is now the Patriots' receivers coach.

In 11 years as an assistant NFL coach, teams Berry was associated with finished with a 90-70-2 record and went to the playoffs three times.

After leaving the Patriots and the NFL after the 1981 season, Raymond worked for Bald Eagle Association of Wellesley, MA, a real estate company responsible for the operation of a year-round resort in the Sugarbush area of Vermont. Upon sale of the resort a year later, Raymond became national sales manager of premium accounts for Freedom Industries, a manufacturer of such soft good items as caps and hats.

**PRO PLAYING CAREER:** A tireless worker and great technician, Raymond became popular as the favorite target of passing great Johnny Unitas during his 13-year career with the Baltimore Colts. When he retired in 1967, he was the NFL's leading pass receiver with 631 receptions for 9,275 yards and 68 career TDs. He played in five Pro Bowl games and was named all-pro three times. It should be pointed out that Berry gained his incredible yardage, despite being a medium-range receiver.

Five years after his retirement (the quickest one can be voted in), he was inducted into the Pro Football Hall of Fame (July 28, 1973).

Raymond was not known for his blinding speed (ran 40 in 4.8). He wasn't physically over-powering (187 pounds), and he didn't stand several inches taller (6-2 in height) than the defenders trying to stop him. He also had less than perfect vision; he had to wear glasses when he played because he was nearsighted and he had a cranky back that sometimes left his legs an uneven length.

Berry, taken in the 20th round by the Colts in the 1954 draft, used three things to become the outstanding receiver he was—unusual jumping ability, a pair of fantastic hands and a dogged sense of purpose that would allow him to become nothing less than the very best.

There have been—and there are today—many receivers who are naturally more talented than Berry. Yet few ever approached the standards of proficiency that became habit for Raymond. Berry, and Berry alone, made himself into the superstar he was.

He combined his dogged determination to success with a keen mind that perfected a scientific approach to the art of pass receiving that was far ahead of his time. Many of his techniques are now more or less common-place in pro football. But when Berry first started to employ his methods of preparedness, he was truly a pioneer in perfecting a specialized pro football skill.

His brightest day as a pro is also reflected in the record book. When the Colts defeated the New York Giants in the famous overtime championship game in 1958, Raymond caught a startling number of passes, 12 passes for 178 yards. Both records still hold as firm as the Rock of Gibraltar for a championship game. In that game, Berry caught a 15-yard TD pass to put the Colts ahead, 14-3, early in the game. The Giants forged ahead, 17-14, in the fourth period and there were only two minutes left when the Colts started one last desperation drive on their own 20.

Three times in the heart-stopping march, Johnny Unitas chose Berry as his prime target. Three times Berry outsmarted double coverage to make the critical catch. The final grab at the New York 7 set up a Steve Myrha field goal to tie the game as time ran out.

In overtime—in what many consider the finest pro game ever played—Unitas again got the Colts going and again Berry provided the big catches, two of them for 33 yards as Baltimore drove to the historic winning TD (23-17 score on 12-8-58 before 64,185 onlookers). Those championship years—1959 as well as 1958—the biggest in the Baltimore team's history, were also Berry's finest years. The Colts beat the Giants, 31-16, on 12-27-59 in Baltimore for the World Championship (crowd of 57,545). In 1964, the Colts lost in the championship game, 27-0 vs. the Browns in Cleveland (12-27-64, before 79,544).

He led the NFL in receiving in both 1958 (56 for 794 yards) and 1959 (66 for 959 yards), and also in 1960 (74 for 1,298 yards). All three years, he was an all-NFL choice and a Pro Bowl selection. In that three-year stretch, Raymond caught an amazing 196 passes for 3,051 yards and 33 TDs. Although Berry didn't lead the league in 1961, he did catch a personal single-season high of 75 passes (for 873 yards).

Later on in the 1960s, an assortment of injuries reduced his playing time and his overall effectiveness and he never quite equaled those zenith years again. He passed Bill Howton's total of 503 career catches late in the 1964 campaign and continued to add to his personal record for three more seasons. But particularly in his final 1967 campaign, injuries reduced Berry's performances to the mediocre and prompted his retirement at age 34.

Naturally, because Raymond was just a 20th round draft choice by the Colts in 1954, he wasn't given much of a chance to stick, let alone make it big, when he reported for the 1955 training camp. But the Colts didn't have many good offensive ends, and Raymond caught the coaches' eyes by hustling at all times.

Raymond caught 13 passes as a rookie, but in reality he was a bench warmer most of the time. He wasn't given much of a chance to make it in Year No. 2, either. But his dedication was beginning to become more and more evident and he stuck for the 1956 season. That was the year that Unitas also made it as a Colt, and for the next dozen years, he and Berry would team as the most prolific pass-catch combination in pro football annals. Almost 600 of Berry's catches came with Unitas throwing the ball.

By actual count, Berry had 88 maneuvers for getting around defenders and to the ball. It was his personal dictum that each week in practice he must practice all 88 moves. Teammates, including Unitas, stayed overtime to help Raymond go down the list. When the Colts gave out, Raymond enlisted the aid of coaches, groundskeepers, writers, schoolboys and even his wife, Sally.

Berry retired with 10 Baltimore records, including TDs in a game (3, done twice), TDs in a season (14), TDs in a career (68), most receiving yardage in a game (224 vs. Washington on 11-10-57), most receiving yardage in a season (1,298 in 1960) and most receiving yardage in a career (9,275).

Berry, who had six 100-plus games in 1960 for a Baltimore record (he had 23 in his career for another team record), is second in Colt history for most consecutive games catching at least one pass (38 from 12-28-58 to 10-1-61; Lenny Moore is tops with 43).

After the 1985 NFL season, Raymond's career receptions ranked fourth best in the league while his passing yardage is sixth best ever and his career TDs 14th.



In his 13 years as a pro, Berry played for two head coaches— Weeb Ewbank from 1955-1962 and Don Shula from 1963-67.

For the record, Raymond's last TD catch came against the Dallas Cowboys on 12-3-67 in a 23-17 Colts win in a game played in Baltimore. The Colts went 11-1-2 that season. The Colts only had below-.500 records in two of Raymond's 13 campaigns—in his first two years, 1955 (5-6-1) and 1956 (5-7). The Colts had a .635 winning percentage in Berry's years (106-60-4).

The Colts won the Western Conference championship in 1958, 1959, 1964, and tied for the title in 1965. In 1967, the team won the Coastal Division of the Western Conference in the first year of the set-up.

Berry, it should be pointed out, had only one fumble in his pro career. He felt he cost his SMU team a berth in the Cotton Bowl his senior year because he fumbled inside the opponents' 30 yard line. He then promised himself that he would never do it again. He argues whether that one fumble he had as a pro is accurate. He says he never had possession of the pass and the play should have simply gone as an incompleated pass.

Beside kneading Silly Putty to strength his fingers, and practicing falling on fumbles, other things that made Berry a unique player were: laundering his own uniform pants in order to insure an exact fit, he had three different color contact lenses for various game conditions and he devised a net for off-target passing drills. He also kept complete notes on each and every Colts offensive play, and on the defenders he would face.

Berry had had trouble with the sun in West Coast games, so he devised sun goggles, and would clean them with anti-fog liquid. Raymond would spend a 10-hour day on football in-season and an extra two or three hours that night watching game film and making notes on what he saw in those films.

**HIGH SCHOOL/COLLEGE YEARS:** It is important to understand the beginning of the Raymond Berry story. His father, Raymond, (the elder, but coach Berry is not a junior), was a very successful high school football coach in Paris, Texas for more than 30 years ("He's the finest coach I ever played for," says young Raymond). Young Raymond didn't even play as a high school regular until his senior year (caught 12 passes that year).

Raymond weighed only 153 pounds when he enrolled for a year of junior college ball at Schreiner Institute in Kerrville, Texas. There he caught 32 passes for eight TDs and earned a scholarship shot at SMU. Ironically, Berry was a better defensive player than offensive when he enrolled at SMU. He caught only five passes in a non-lettering sophomore year and then followed up with 16 catches as a junior and 12 as a senior (33 catches in his collegiate career). He scored only one TD in high school and only one in three years at SMU.

**PERSONAL:** Berry is active in the Fellowship of Christian Athletes organization. In his years out of pro ball—1982, 1983 and part of 1984—he would often times give Sunday Chapel Service to NFL teams that were visiting to play the Patriots.

As a player, he used to answer youngsters' requests for advice on pass receiving by sending them a free copy of a 12-page, single-spaced treatise he had written on the subject. In this monograph, he told the kids: "if you have any questions on anything, just let me know." Berry put together an instructional film on pass receiving that many consider a classic. He also wrote a book called: "Raymond Berry's Complete Guide to Coaching Pass Receivers" that was published in 1982 (Parker Publishing Co., Inc., Nyack, NY; written with C. H. "Butch" Gilbert, Jr.).

Raymond and his wife, Sally, have lived in Medfield, MA, since 1978 and are the parents of a son, Mark (20) and two daughters, Suzanne (22) and Ashley (17). Mark is a junior wide receiver at Vanderbilt University and graduated from Medfield High School. Suzanne is a senior at Boston College. Ashley is a senior at Medfield High School.

## RAYMOND BERRY RECORD BOOK

### Berry Overall Records (Reg. Season/Postseason):

Year	Won	Lost	Pct.	PF	PA
1984 reg	4	4	.500	197	163
1985 reg.	11	5	.688	362	290
1985 post.	3	1	.750	94	96
TOTALS	18	10	.643	653	549

### Berry Regular Season Only:

Year	Won	Lost	Pct.	PF	PA
1984	4	4	.500	197	163
1985	11	5	.688	362	290
TOTALS	15	9	.625	559	453

### Berry Postseason Only:

Year	Won	Lost	Pct.	PF	PA
1985	3	1	.750	94	96
TOTALS	3	1	.750	94	96

### Berry At Home (Regular Season Only):

Year	Won	Lost	Pct.	PF	PA
1984	3	1	.750	94	73
1985	7	1	.875	188	128
TOTALS	10	2	.833	282	201

### Berry On The Road (Regular Season Only):

Year	Won	Lost	Pct.	PF	PA
1984	1	3	.259	103	90
1985	4	4	.500	174	162
TOTALS	5	7	.417	277	252

### Berry on Artificial Turf (Regular Season Only):

Year	Won	Lost	Pct.	PF	PA
1984	4	3	.571	178	137
1985	10	3	.769	283	222
TOTALS	14	6	.700	461	359

### Berry On Natural Turf (Regular Season Only):

Year	Won	Lost	Pct.	PF	PA
1984	0	1	.000	19	26
1985	1	2	.333	79	68
TOTALS	1	3	.250	98	94

### Berry vs. AFC Teams (Regular Season Only):

Year	Won	Lost	Pct.	PF	PA
1984	4	1	.800	153	83
1985	8	4	.667	273	230
TOTALS	12	5	.706	426	313

### Berry vs. AFC East Teams (Regular Season Only):

Year	Won	Lost	Pct.	PF	PA
1984	4	0	1.000	134	57
1985	6	2	.750	180	135
TOTALS	10	2	.833	314	192

### Berry vs. NFC Teams (Regular Season Only):

Year	Won	Lost	Pct.	PF	PA
1984	0	3	.000	44	80
1985	3	1	.750	88	60
TOTALS	3	4	.750	132	140

### Berry In Dome Stadiums (Regular Season Only):

Year	Won	Lost	Pct.	PF	PA
1984	1	0	1.000	50	17
1985	2	0	1.000	58	44
TOTALS	3	0	1.000	108	61

## Raymond Berry's 1985 Honors

**RAYMOND BERRY:** UPI AFC Coach of the Year, Pro Football Writers AFC Coach of the Year, *Football News* AFC Coach of the Year, NFL Coach of the Year-*College and Pro Football Newsweekly*, "101" AFC Coach of the Year, Massachusetts State Police Junior Olympics Man of the Year, Lombardi Committee NFL Coach of the year, Honored by Medfield, MA., Boston Press Photographers Assn. Good Guy Award.

### FOR THE RECORD...

In 1985, the Patriots were 10-1 in games they scored the first points—5-0 when they scored the first TD and 5-1 when they scored the first points via field goal (including post-season play). The Patriots scored first in each of the four post-season games (1-0 when first points came on a TD and 2-1 when first points were on a FG). In regular season play, the opponents were 3-3 when they scored the first points via a TD and were 1-1 when the first points came via FG. The Patriots are 43-32-1 when they score the first points on a FG and are 70-27-2 when they score the first points via a TD—both figures include playoffs.

## ASSISTANT COACHES



### **DEAN BRITTENHAM** **Strength and Conditioning Coach**


In the 1985 season, Dean's first year as part of the Patriots' coaching staff, he brought a fine blend of increased strength and foot speed to the squad. Brittenham came to New England from the Minnesota Vikings where he was the conditioning coach in 1984. He is a pioneer in the area of "speed improvement," something he started back in 1967 when he was an assistant track coach at the University of Nebraska. His philosophy on speed improvement is that a player's length of stride is most important, and maintaining stride frequency is another key to making a runner faster. A native of Brady, Nebraska, he coached field events at the University of Kansas from 1962-64, then was the head track coach at Occidental College from 1964-67, before moving to the University of Nebraska where he handled the field events in track. While at Nebraska, he worked with two national championship football teams (1970 and 1971).

He then moved to the University of Colorado where he was until four years ago. Over the years, Brittenham has served as a staff member of the Olympic Training Center (in Colorado Springs, Co.), coaching at junior elite camps from 1968-71. He also helped run Learn By Doing clinics (coaches learn by competing in each track event over a five-day period) from 1968-73.

The first pro football team he worked with was the Kansas City Chiefs when then-head coach Paul Wiggins invited him to the 1975, 1976, and 1977 training camps to help his players with their flexibility as well as improving running times. He worked with the New Orleans Saints in the 1978 and 1979 training camps when the team was coached by Dick Nolan. Dean also worked with the Denver Broncos in the 1982 and 1983 off-seasons.

A 1957 graduate of Nebraska (he attended on a basketball scholarship), Dean played two years of basketball and took part on four years of track (javelin, high jump, and hurdles).

The 55-year-old Brittenham (born June 25, 1931 in Brady, Nebraska) has handball, racquetball, mountain climbing and collecting antiques as his hobbies. He bought an antique store in Lyons, Colorado seven years ago. Dean and his wife, Beverly, have been married for 33 years. They have two sons—Steve (age 31) and Greg (26). Steve is an assistant track coach at the Univ. of Colorado where he was an outstanding long jumper and triple jumper (Class of '77). Steve was also a stellar decathlon performer. Greg is a Kearney (Neb.) State College graduate (geography and physical education major), having graduated in June. He was a fine high jumper, having jumped 6-9. He was also a stand-out decathlon athlete. He will attend University of Oregon this year, working towards his master's degree.



### **JIM CARR** **Defensive Backfield Coach**

In the 1984 season, the Patriots had 17 interceptions for 210 yards. In the 1985 season, the Patriots had 23 interceptions for 427 yards. Six more pickoffs and 217 more yards. One of the influences in the improvement in the team's secondary, of course, had to be positional coach Carr. He joined the franchise in January of 1985.

Also under Carr's tutelage, two players—cornerback Raymond Clayborn and free safety Fred Marion—were selected to the Pro Bowl.

Prior to joining the Patriots in January of 1985, Jim was the defensive coordinator and linebackers coach for the Denver Gold of the USFL in 1984 and 1983. You have to look long and hard for a person with more on-the-field experience than Jim Carr. He has spent 26 years in the NFL, with nine coming as a player and the other 17 as an assistant coach.

His NFL coaching career started in 1966 with the Minnesota Vikings (1966-68, handling the defensive backs). He then went with the Chicago Bears in 1969 (was the defensive coordinator and defensive backfield coach). From 1970-72, he was the defensive coordinator and defensive backfield coach with the Philadelphia Eagles, handling those same duties with the Chicago Bears in 1973 and 1974 and the Detroit Lions in 1975 and 1976.


Jim was named the Buffalo Bills' linebackers coach in 1977, before going with the San Francisco 49'ers in 1978 as the team's defensive coordinator and defensive backfield coach. Carr returned to the Vikings, serving as the defensive backfield coach from 1979-81.

A native of Kayford, West Virginia, Jim attended Morris Harvey College (located in Charleston, W.V.; College now known as the University of Charleston). A physical education major, he played the running back, defensive back and linebacker positions at times through his college days. Morris Harvey took part in three bowls in his four years. They beat Lebanon Valley in the Burly Bowl in Jim's freshman year, beat East Carolina in the Elks Bowl his junior year and lost to the University of Tampa in the Cigar Bowl his senior year of 1954. Jim also played three years of baseball and two years of basketball in college. He was elected to the school's Hall of Fame in 1986.

Carr began his pro playing career with the then-Chicago Cardinals as a running back in 1955. After serving a hitch in the U.S. Army, Carr returned to the Cardinals for the 1957 season. He played one year of Canadian football (Montreal in 1958) and then returned to the NFL as a defensive back with the Philadelphia Eagles, playing from 1959-63.

In 1960, Jim helped the Eagles win the World Championship (10-2 record, beating Green Bay by a 17-13 score). He had another thrill that season when he broke a 10-10 tie vs. the NY Giants at Yankee Stadium by returning a fumble 38 yards for a fourth quarter touchdown. The Eagles won the mid-season game, 17-10.

Jim completed his playing days with the Washington Redskins in 1964 and 1965, playing the linebacker position his final two seasons. The 53-year-old Carr (born March 25, 1933) and his wife, Lila Lee, have been married 27 years. They have two children, Ken (age 26) and Gwen (21). Ken graduated from Wheaton College in 1983, playing golf there. He now attends Trinity Theology School (Deerfield, Ill.). Gwen is a senior at the University of Missouri, majoring in broadcast journalism.



### **BOBBY GRIER** **Offensive Backfield Coach** **Running Game Coordinator**

Craig James was selected to the Pro Bowl, and had the second best rushing season in the team's history with 1,227 yards. Tony Collins led the team in passes caught with 52 and assisted James to a standout year with his blocking skills. Robert Weathers had a 42 yard TD in the final regular season game to put the team in the playoffs and Mosi Tatupu was solid in the short yardage situations.

Bobby Grier is the man who coaches these running backs. It's no wonder that this season he has the additional title of Running Game Coordinator.

This is the second time that Grier has been an assistant coach with the Patriots. He was the team's offensive backfield coach under Ron

Erhardt in 1981 (named March of 1981). Bobby was named a college scout with the Patriots seven months later (July of 1982), and was in that capacity with the organization until Raymond Berry summoned him to the sidelines. Grier and Berry were assistant coaches on the Erhardt staff in 1981.


A native of Detroit, he began coaching at the college level in 1974 when he joined George Mans' staff at Eastern Michigan as the offensive backfield coach. He was with Mans for two years at Eastern Michigan, and with Ed Chlebek at EMU for two years. When Chlebek was named head coach at Boston College in January of 1978, Grier became the BC offensive backfield coach. He coordinated the team's offensive game plan there. He help turn around a BC program that was 0-11 his first season, moving to 7-4 his final year. At BC, one of his recruits was standout receiver Brian Brennan, now with the Cleveland Browns.

Grier was the offensive coordinator at Northwestern University under coach Dennis Green for several months in 1982, before leaving to re-join the Patriots.

He was an outstanding running back at the University of Iowa, graduating in 1964. A three-year starter in college, he was named honorable mention All-Big Ten as a junior and senior. He led the team in rushing as a senior with 406 yards in 98 carries (4.1 average).

Upon graduating from college, he began his coaching career as an assistant at Kettering (Michigan) High School. Following four years at Kettering, he was head coach at the Martin Luther King High School for the 1970-73 seasons. His 1973 team won the Detroit City title with a 9-1 record.

Considered a fine teacher, the 43-year-old Grier (born November 10, 1942 in Detroit) and his wife, Wendy, will have been married 21 years come September. They have two sons, Chris (15) and Michael (11).



## **RAY HAMILTON**

### **Assistant Defensive Line Coach**

Hamilton, a starting nose tackle for the Patriots from 1973-1981, was hired to help defensive line coach Eddie Khayat during training camp in 1985. Although he had had no previous coaching experience, Hamilton proved to be such a valuable asset that he was eventually added to the staff as Khayat's part-time assistant. The results were impressive: Julius Adams (since retired) had one of his top seasons, Kenneth Sims was in the midst of

his best year as a pro before breaking his left fibula in the season's 12th game, and rookie Garin Veris developed into a feared pass-rusher.

Though he was a two-time All-Big 8 selection at Oklahoma, Hamilton lingered until the Patriots selected him in the 14th round of the 1973 draft. He proved to be a steal. Utilizing outstanding technique and an exceptionally long reach, Hamilton was a fixture in the middle of the defensive line until he retired prior to the 1981 season.

Hamilton moved immediately into the starting lineup as a left defensive end in 1973 and set a team record for quarterback sacks by a rookie with seven (the record was broken by Veris, who had 10 in 1985). He also tied for the team lead with two fumble recoveries. Hamilton started all 14 games that season, and went on to start 110 consecutive games through 11-2-80, when he missed a game against the New York Jets with a knee injury. The 100 consecutive starts was a team record until 1985, when cornerback Raymond Clayborn started his 111th straight contest (vs. Buffalo, 10-13).

Ray, projected as a linebacker when he was drafted, moved into the nose tackle position when the Patriots switched to the 3-4 defense in 1974. The move from defensive end went smoothly, as he made five quarterback sacks and recovered two more fumbles. A year later (1975), Hamilton recorded six sacks and made two more fumble recoveries — including a 23-yard recovery and return for a touchdown in a 24-17 loss at St. Louis on 11-2-75.




Hamilton had tremendous seasons in both 1976 (when the Patriots won the AFC East title with an 11-3 record) and 1977. He took part in more than 600 plays during 1976, recording 6½ sacks, two fumble recoveries and 45 solo tackles (second among the team's defensive linemen). Hamilton led the defensive line with 44 solos in 1977 and added a career-high 9½ sacks (second on the team) with 10 quarterback pressures.

Ray continued his fine play in 1978, finishing the season with 85½ total tackles (second on the defensive line), five sacks, 14 QB pressures and a career-high three fumble recoveries. He contributed 68½ tackles, six sacks and 11 quarterback pressures in 1979. Although his consecutive-games streak was stopped in 1980, he missed only one game and topped the defensive line with 50 solo tackles. He was also second on the team with eight sacks for 71 yards in losses.

He finally gave up his starting position in 1981, although he did make 39 tackles (30 initial hits) while seeing action in 15 of the team's 16 games. He also recorded one-half sack, giving him 53½ over his career. He retired after that season.

Owner of a bachelor's degree in marketing (Oklahoma, 1973) and a master's degree in Public Administration (Suffolk University, 1977), Hamilton and his wife, Paula, have owned and operated their own printing company since 1982. They have two sons, Kadar (10) and Damon (7). Hamilton, an avid tennis player, is an accredited tennis official who has worked several professional tournaments in the Boston area.

A native of Oklahoma City, OK, the 35-year old Hamilton was born Jan. 20, 1951.



**ROD HUMENUIK**  
**(Pronounced Human ick)**  
**Offensive Coordinator**  
**Offensive Line Coach**

Rod Humenuik came to Foxboro with a reputation of being a coach who drastically cuts teams sacks-against. And in 1985, that reputation once again rang true as the Patriots dropped their sacks from 66 for 454 yards in 1984 to 39 for 315 yards in 1985.

Rod, the Patriots' number one offensive assistant coach to Raymond Berry, (he is the team's Offensive Coordinator this season after serving as the Assistant Head Coach last year) came to New England from the Kansas City Chiefs where he cut the team's sacks from 40 in nine games in 1982 to 46 in 16 games in 1983 and to just 33 sacks in the 16-game 1984 season. Humenuik, who was the boss of the Kansas City running game in addition to being the team's offensive line coach, had his troops do a lot more than just hold back the opposition from sacking signal-callers Steve Grogan and Tony Eason.

His linemen opened the holes that enabled the Patriots to be the finish sixth in the NFL in rushing and second in the AFC in rushing. And the line also enabled Craig James to become just the third Patriot to run for 1,000-plus yards in a season (1,227) and also helped James earn a Pro Bowl spot.


Humenuik is going into his 13th season as a professional coach.

He was an assistant coach with the Cleveland Browns from 1975-82, where the Browns had one of the finest offensive lines in the NFL, with such Pro Bowlers as Tom DeLeone, Doug Dieken and Joe DeLamielleure. In his eight years with the Browns, Cleveland had six 1,000 yard rushers (Patriots have done it five times—with four different players—in their 26-year history).

Rod, the only Browns' assistant coach to be held over when Sam Rutigliano became that team's head coach in 1973, had his line severely tested in 1981 when he had three starters suffer significant injury problems, yet the Browns still finished fourth in the NFL in total yards.

Before joining the Browns, he was the offensive line coach of the Toronto Argonauts of the CFL in 1973 and 1974. Prior to that, he was the head coach at California State-Northridge in 1971 and 1972. He spent the previous five seasons as an assistant coach at USC under John McKay (1966-70), with the Trojans appearing in four Rose Bowls over those years.

He began his coaching career in 1964 as an assistant coach at Fuller (CA) Junior College. As an athlete, Rod was a standout guard at USC, graduating in 1958. He earned a Master's Degree in education from USC and then played three seasons for Bud Grant with the Winnipeg Blue Bombers of the CFL from 1960-62. The 48-year-old Humenuik (born June 17, 1938 in Detroit) and his wife, Susie, have four children—daughters Kim (25), Kerry (23), Kelly (20) and son, Mike (17).



## **HAROLD JACKSON**

### **Receivers Coach**

When Harold Jackson speaks, football players tend to listen quite closely—because Jackson has done just about everything he urges his students to do. After an outstanding 17 years as an NFL wide receiver that had Jackson catch 579 passes for 10,372 yards (17.9 average), with 76 touchdowns, Harold has made the change-over from player to coach seemingly without breaking stride.

Jackson, who handles the team's wide receivers after serving as assistant receivers coach in 1985, has his number of catches rank eighth best in the league's history, his career yardage via the pass ranks third best and his career touchdowns rate him as the 11th best in the NFL log-book. Jackson, who took part in five Pro Bowls (in 1969, 1972, 1973, 1975 and 1977), also had 29 100-plus yard receiving games in his career, tied with Green Bay's James Lofton for fifth best in the NFL history. Also, Jackson's 17.9 average per catch ranks as the 38th best.

But he has brought more than those experiences to the coaching staff. He has brought a bunch of youthful ideas and ideals, as well as the ability to relate to all players, young and old.

Harold played with the Los Angeles Rams in 1968 and 1973-77, with the Philadelphia Eagles 1969-72, with the Patriots from 1978-81 and with the Seattle Seahawks in 1983.

A 12th round draft choice by the Rams in 1968 out of Jackson State University, Harold had his finest pro season in terms of passes caught in 1969 with the Eagles when he had 65 catches for 1,116 yards (17.2 average) with nine touchdowns. That was his second year—his first full, after having played just two games in 1968—in the NFL. He also led the league in that department in 1972 when he caught 62 passes for 1,048 yards (16.9 average) with 13 touchdowns for the Eagles; he also led the league in yards via the catch that season. He returned to the Rams (as part of the deal for QB Roman Gabriel) the following year, 1973, and led the league in average per catch with a 21.9 norm (874 yards in 40 catches) and in touchdowns with 13.

As a Patriot, Jackson was coached by Berry for four seasons (Berry liked the way Jackson approached the game, as well as the fine example he showed the younger players). Over that time, he caught 156 passes for 3,162 yards (20.3 average) with 18 touchdowns. He is the 10th top receiver in Patriot history in passes caught and is fourth in yards via the pass. One of the most popular Patriots ever, he had his best season with New England in 1979 with 45 catches for 1,013 yards (22.5 average) with seven touchdowns. That 1,000-plus season is just one of three in the team's history. Jackson had three 1,000-yard seasons in his career (1969, 1972 and 1979).

Jackson had eight 100-plus games as a Patriot, with his most successful outing coming against the Vikings in 1979 when he caught five passes for 147 yards. He had a seven-catch (for 124 yards) performance against the Redskins in 1978. Harold had a three TD day against the Jets (9-9-79) in a 56-3 Patriot win. The touchdowns were from 49, 44, and 28 yards. There was a point in which Harold had started 167 consecutive games, but that streak ended when the Patriots entered their game at Houston on 11-10-80 with a double TE formation; that was the only offensive play he did not take part in the rest of that game.

He had a nine-catch outing in playing for the Eagles, for 161 yards against Dallas on September 17, 1972. His best day as a Ram came vs. New Orleans in 1977 when he caught eight passes for 127 yards and 2 TDs. In 1973 (10-14), he had his finest day in terms of yards caught, with 238 yards (in seven receptions) against Dallas in playing for the Rams; he had four TD catches that game. Harold had his longest catch come against the Giants, a 79-yarder on 10-11-70.

The 40-year-old Jackson (born January 6, 1946 in Hattiesburg, MS) sat out the 1982 and 1984 seasons. He played with Seattle in 1983. Jackson has a son, Terry (21) and twin daughters, Yolando and Rolando (9).



**EDDIE KHAYAT**  
**(Pronounced Kie yat)**  
**Defensive Line Coach**

There seems to be a special kind of relationship between Eddie Khayat and the guys he tutors. That has to do with the kind of man Khayat is. He is a man who knows how to treat people; he is a man who knows how to get the most out of his players. Just look what he was able to do with the aging Julius Adams and the peach-fuzzed faced rookie Garin Veris in 1985—not to forget the emergence of veteran Ken Sims.

The increased pressure the Patriots' defensive line put on opposing quarterbacks in the 1985 season enabled the team's secondary to improve (from 17 interceptions in 1984 to 23 in 1985).

There is plenty of NFL in Khayat, having coached in the league for 19 years. He came to the Patriots from the Detroit Lions where he coached from 1982-84. He was with the Baltimore Colts for five years prior to that, serving as defensive line coach there as well. Ed became a coach in 1967 with the New Orleans Saints through the 1970 season. He then moved to the Philadelphia Eagles in 1971, and became the team's head coach three games into that season and was the head mentor throughout the 1972 campaign.

He was an assistant coach under coach Don McCaffrey with the Detroit Lions in the 1973 and 1974 seasons (was with Raymond Berry as an assistant coach there), with the Atlanta Falcons in 1975 and 1976 under Marion Campbell, and with the Baltimore Colts from 1977-81, under coach Ted Marchibroda. Khayat was on the staff of the Colts team that won the AFC East title in 1977 with a 10-4 record. In 1982 and 1983, his Lions teams went to the playoffs, winning the NFC Central championship with a 9-7 record.

Over his years, he has coached such players as Hall of Famer Doug Atkins (Saints), Claude Humphrey (Falcons), Dave Rowe (Saints), Mike Barnes and John Dutton (Colts) and Doug English and Bill Gay (Lions). All were selected to the Pro Bowl. In 1977, one of his players, Mike Barnes, was selected winner of the Mac Truck Award, the best defensive lineman in the league as selected by the players.

Eddie is known for his abilities as both a teacher and motivator. Khayat came into the pro game as a free agent defensive end and defensive tackle for the Washington Redskins in 1957, then moved to the Philadelphia Eagles 1958-61 (with Patriot defensive backfield coach Jim Carr was a member of the World Champion 1960 Eagles team),

and was back with the Redskins for the 1962 and 1963 seasons. He played defensive tackle for that championship Eagles team.


It's no wonder Khayat became the kind of coach he is. He was coached by such fine mentors as Mike Holovak (Patriots), Nick Skorich and Buck Shaw (Eagles), Joe Kuharich (Redskins and Eagles) and Bill McPeak (Redskins).

He made a return to the Eagles for the 1964 and 1965 seasons, and ended his playing days with the Boston Patriots in the AFL in 1966.

A 1957 graduate of Tulane University, Ed was an offensive and defensive end at Millsaps College in 1953, at Perkinson Junior College in 1954 and at Tulane from 1955-56.

Eddie's younger brother, Bob, was a placekicker for the Redskins in 1960, '62 and '63. He was selected to the Pro Bowl his rookie season. Bob is now the Vice Chancellor of the University of Mississippi.

The 50-year-old Khayat (born September 14, 1935 in Moss Point, Mississippi) and his wife, Deborah have been married 20 years. They are the parents of two boys, Ed, Jr. (17) and Bill (13).



**JOHN POLONCHEK**  
**(Pronounced Pole lawn check)**  
**Special Assistant**  
**To The Head Coach**

John Polonchek has this special knack of looking at film and looking at numbers and seeing things that a lot of other football people don't detect. It is for this reason—his outstanding ability to spot team's strengths and weaknesses—that Raymond Berry named John to his staff prior to the 1985 campaign. He came to the Patriots from the Los Angeles

Raiders where he was a scout during the 1984 season.


In his position as special assistant to Berry, Polonchek is in charge of working with the computer department in scouting the opponents as well as looking for tendencies in the Patriots' game.

This is his second time with the Patriots, having served as the team's quarterbacks coach from 1975 to 1980 under Chuck Fairbanks and Ron Erhardt. John then became the quarterbacks coach for the New Jersey Generals of the USFL under Fairbanks in 1983 and Walt Michaels in 1984.

Polonchek, who has coached such people as George Blanda, Brian Sipe, Darryl Lamonica, Kenny Stabler and John Hadl in his years with the pros, had his coaching start in 1950 as a graduate assistant at his alma mater, Michigan State University, under then-head coach Biggie Munn. He was in the Air Force from 1952-55, where he played with and coached a former Heisman winner in Notre Dame running back Johnny Lattner. John left the Air Force with rank of Lieutenant. He then went back to MSU as an assistant coach under then-head coach Duffy Daugherty, coaching the freshmen and coaching the varsity running backs from 1956-58.

He then went to the University of Colorado where he coached the offensive and defensive backs from 1959-61. John then went into business in Denver while working as a part-time scout for the Raiders and the Jets of the AFL. He joined the Jets on a full-time basis in 1966. Polonchek coached the Oakland Raiders running backs from 1967-71 under John Rauch and John Madden, with the team making the playoffs all but one of those six years (lost to Green Bay in Super Bowl his first season). He was with the Packers as receivers coach from 1972-74, before going to the Patriots in 1975.

Polonchek (born in Granastov, Czechoslovakia, leaving that country at age six), grew up in East Chicago, Ind. He and his wife, Joan, have been married for 30 years. They have three children—John, Jennifer and Jeanna. Jeanna was on the track and basketball teams at the University of Indiana.



## **ROD RUST**

### **Defensive Coordinator**

Now in his fourth year as the Patriots' defensive coordinator, Rod has gained the respect of his players for his highly-sophisticated tactics and the low key approach he has in passing along his game-plan and ideas.

Last year under Rust's leadership, the Patriots gave up just 290 points, the sixth fewest points allowed in the NFL and the second lowest in the AFC. His defense finished seventh in the league in overall defense (third in the AFC), while going sixth in the league against the rush and ninth vs. the pass (third in both the rush and pass in the AFC).

Only twice in the 20 games that made up the 1985 season did the Patriots give up 300-plus passing yards, and only three players had 100-plus yards in a game under Rust's guys. It is also important to note that New England had three interceptions and one fumble recovery when their foes were within 20 yards of the endzone.

He has helped develop such standouts as outside linebackers Andre Tippett (Pro Bowler in 1984 and 1985) and Don Blackmon. Also veteran cornerback Ray Clayborn made the Pro Bowl in Rust's first season of 1983 as well as in 1985.

He spent four years (1979-81) as the defensive coordinator for the Kansas City Chiefs, switching the team from a 4-3 to a 3-4 defense his first year. In 1981, the Chiefs were the AFC's top defense against the rush. In his years with the Chiefs he aided in the development of three Pro Bowlers—DE Art Still, CB Gary Green and FS Gary Barbaro.


A native of Webster City, Iowa, Rod is the son of famed Iowa high school coach, Orville. He played center and linebacker at Iowa State (1947-49). He then spent two years with the U.S. Army in the Far East. Following military duty, he began his coaching, serving seven years as a head coach at the high school level in Iowa.

He made his first collegiate coaching stop at the University of New Mexico as an assistant from 1960-62. He then went to Stanford University, where he served as defensive coordinator under John Ralston through the 1966 season. In 1967, Rod was appointed head coach at North Texas State. During his six years there, he coached first round selections Joe Greene (1969 by Steelers) and Cedric Hartman (1970 by the 49'ers), Leonard Dunlap (1971 by Colts). North Texas State had 23 players sign in pro ball over a three-year span. He also served as the school's athletic director for several years.

Following his work at North Texas State, he joined long-time acquaintance Marv Levy, then the head coach of the Montreal Alouettes. He spent three seasons (1973-75) as the Montreal defensive coordinator, with the team making the playoffs each season (winning one Grey Cup title and losing in another). He then joined the NFL coaching ranks as linebacker coach of the Philadelphia Eagles for the 1976-77 seasons under Dick Vermeil. When Levy became head coach of the Chiefs in 1978, his first staff appointment was Rod.

The 57-year-old Rust (born August 2, 1928 in Webster City, Iowa), has two sons, Jeff (33) and Greg (31), and has two step-daughters, Kris (19) and Amy (13). He and his wife, Jean, reside in Foxboro with with Kris and Amy.





**DANTE SCARNECCHIA**  
**(Pronounced Scar NECK ya)**  
**Special Teams Coach**  
**Tight Ends Coach**

The special teams plays had its share of the headlines in 1985, thanks to punt returns that went for 85 yards and 77 yards by Irving Fryar as well as four touchdowns the team was able to muster through fumbles gained off kickoffs. Under Scarnecchia, now going into his fifth season with the Patriots, New England had his special teams place third in the league in gross punting average (43.0), finish third in kickoff coverage (18.6 average) and rank second in the NFL in punt return average (12.6). That's not all, though.


Tony Franklin had his second consecutive 100-plus point season with 112 points in going 24 of 30 on field goals (80.0%, his career best) and 40 of 41 in PAT kicks. Tony also did the job in the playoffs, going eight of 10 in field goals. He had 108 points in 1984, 22 of 28 in field goals and 42 of 42 in PAT kicks.

Just think: Franklin had just 69 points in going just 15 of 26 in field goals (57.7%) and 24 of 27 in PAT kicks in 1983, just a year prior to coming to New England for remedial work from Scarnecchia.

Punter Rich Camarillo, who had missed half the 1984 season with a knee injury, showed that he no longer has problems in 1985 when he averaged 43.0 yards a kick. He placed fifth in the NFL and third in the AFC with that average; the 43.0 average was also the third best one season average in the team's history. Rich had a 75 yard as well as a 74 yarder during the season. He set a Super Bowl record with a 62 yarder.

Scarnecchia catches one's eye with his ability to teach, to instruct, to make his players fully understand what he wants done on the field. He also has a reputation for attention to detail, much like head coach Berry.

A standout guard at California Western University where he graduated in 1970, Dante was named all-conference as well as all-NAIA District III as a senior. He majored in history and physical education in college (got his Master's Degree from U.S. International University in 1973 in physical education). He spent three seasons (1970-72) as offensive line coach at his alma mater. In 1973, he started a two-year stint on the Iowa State staff before going to SMU in 1975. When Ron Meyer was named the head coach at SMU in 1976, Dante remained for one year before leaving to become the offensive line coach as well as recruiting coordinator at the University of Pacific (1977 and 1978). After holding down the same position at Northern Arizona in 1979, he returned to SMU in 1980 as offensive line coach under Meyer. The 38-year-old Scarnecchia (born February 15, 1948) and his wife, Susan, have a son, Steve (8) and a daughter, Lisa (5).



**DON SHINNICK**  
**Linebackers Coach**

There is no question that Shinnick is the envy of a great many NFL linebacker coaches. That's because he coaches Pro Bowlers like Andre Tippett and Steve Nelson as well as the likes of standouts Don Blackmon, Larry McGrew and Clayton Weishuhn. Yes, not only are the Patriots talented at the linebacker position, but they are every bit as deep.

Now in his second year on the staff, Raymond Berry added his former Baltimore Colts

roommate as linebackers coach in early January of 1985, bringing the former linebacker from Columbia, Missouri where Don was an insurance man since leaving coaching in 1981. He was the head coach at Central Methodist College (Fayette, Missouri) for three seasons, and was a coaching consultant for that school in 1982.


His pro coaching started in 1970 with the Chicago Bears as a defensive backfield coach. He came to the Bears under coach Jim Dooley to put in a true zone defense for the Bears (the team had never used a true zone defense before he came there). After two years with the Bears, he moved to the St. Louis Cardinals in 1972, where he was the team's linebackers coach.

In 1973, he joined the Oakland Raiders where he coached the linebackers through the 1977 season. The Raiders didn't have a defensive coordinator in his years on the John Madden-coached team, but Shinnick played a key role in drawing up the team's defensive plans. Over his five years with the Raiders the team reached the playoffs each season, including winning the Super Bowl in 1976 with a 32-14 win over the Vikings.

Shinnick, known for his ability to instruct, has coached such people as Dick Butkus and Ted Hendricks in his years with the pros.

A native of Kansas City, Missouri; Shinnick played at San Pedro (CA) High School before starring at UCLA (Named to San Pedro Hall of Fame in 1985). He played a different position each season in college (offensive guard, defensive back, running back and linebacker, in that order). He was an honorable mention All-America as a senior.

He played 13 years—all as a starter—for the Baltimore Colts as the team's number two draft choice. Over his years in the NFL, he intercepted 37 passes, a league record for linebackers. In 1959, Don tied for the Colts team lead in interceptions with seven (for 70 yards). He played on four championship teams from 1957 to 1969. He was coached by such standout mentors as Don Shula, Chuck Noll and Weeb Ewbank over his NFL career. The 51-year-old Shinnick (born May 15, 1935 in Kansas City, Missouri) and his wife, Marsha have been married 28 years. They have five boys—Joel (25), Josh (23), Peter (20), Adam (16) and Christopher (9). Josh, who played for UCLA last season as a defensive back, is trying to make the Patriots as a free agent this year. Peter is a junior offensive lineman at the University of Colorado.



## **LES STECKEL**

### **Quarterbacks and Receivers Coach**

### **Passing Game Coordinator**

Les is the man given the duty of getting quarterbacks Steve Grogan and Tony Eason ready for upcoming battles. All one has to do is look at the won-loss record and the fact that the Patriots reached Super Bowl XX to help in grading the kind of job Steckel was able to do in 1985, his first year with the club.

Last season, Les was the quarterbacks and receivers coach. This year, he is concentrating on the quarterbacks as well as coordinating the team's passing game.

Les, known for his outstanding enthusiasm and positive personality, was able to bring out the best of both Grogan and Eason. Considered one of the bright young minds in the NFL today, that is why at age 38, Steckel was the youngest head coach in the NFL in coaching the Vikings in 1984. He was only the third head coach in Vikings' history.

He had his coaching career start in 1972 as a graduate assistant at the University of Colorado. The following year he was named a full-time staffer under coach Eddie Crowder, handling the team's receivers. He then worked with the offensive line at the Naval Academy in 1977, under coach George Welsh. He then moved to the pro level, joining the San Francisco 49'ers in 1978. Les moved to the Minnesota Vikings in 1979, where he coached the club's quarterbacks, wide receivers, tight ends and special teams over his five years as an assistant with the team. The Vikings made the playoffs two of those seasons—in 1980

when the team finished with a 9-7-0 record to finish as the NFC Central champions and in 1982 when the team placed second in the NFC Central with a 5-4 record (lost to Redskins in second round of Super Bowl Tournament).

Steckel graduated from Whitehall (PA) High School and enrolled at the University of Kansas, going there as a walk-on running back in 1964. In addition to playing four years of football, he boxed for one year and won a regional Golden Gloves title as a light heavyweight when he was 19 years old. In 1968, he graduated with a degree featuring three majors—social work, human relations and political science.

Upon graduation, he worked as a volunteer on Senator Robert Kennedy's Presidential campaign. Following that, he enlisted in the Marine Corp, and after 10 weeks of Officer's Candidate School and 26 week of infantry training in Quantico, Virginia. He headed to Vietnam with the rank of Lieutenant. Les spent one year there in combat, returning as a decorated officer.

The 40-year-old Les (born July 1, 1946 in Northampton, PA) and his wife, Chris, have three children—son, Christian (8), daughter, Lesley (5) and son, Luke, (1½).

## HEAD COACHES RECORDS

### (Regular Season Games Only)

Coach	Seasons	Years	W-L-T Record	Pct.
LOU SABAN	1½	1960-61	7-12-0	.368
MIKE HOLOVAK	7½	1961-68	52-46-9	.528
CLIVE RUSH	1½	1969-70	5-16-0	.238
JOHN MAZUR	2	1970-72	9-21-0	.300
PHIL BENGTSON	½	1972	1- 4-0	.200
CHUCK FAIRBANKS	6	1973-78*	46-39-0	.541
RON ERHARDT	3	1979-81	21-27-0	.438
RON MEYER	2½	1982-84	18-15-0	.545
RAYMOND BERRY	1½	1984-85	15- 9-0	.625

\*Fairbanks was under suspension for 12-18-78 game against Miami, won by Dolphins 23-3. Erhardt & Bullough served as acting co-head coaches and this loss is not included in Fairbanks' record.

### Post-Season Coaching Records

Coach	Games	Years	W-L-T Record	Pct.
MIKE HOLOVAK	2	1963	1-1-0	.500
CHUCK FAIRBANKS	2	1976, 1978	0-2-0	.000
RON MEYER	1	1982	0-1-0	.000
RAYMOND BERRY	4	1985	3-1-0	.750

### Pre-Season Coaching Records

Coach	Games	Years	W-L-T Record	Pct.
LOU SABAN	9	1960-61	7- 2-0	.778
MIKE HOLOVAK	27	1962-68	5-22-0	.185
CLIVE RUSH	9	1969-70	2- 7-0	.222
JOHN MAZUR	12	1971-72	3- 9-0	.250
CHUCK FAIRBANKS	34	1973-78	20-13-1	.603
RON ERHARDT	12	1979-81	7- 5-0	.583
RON MEYER	12	1982-84	3- 9-0	.250
RAYMOND BERRY	4	1985-84	1- 3-0	.250

### Opening Day Coaching Records

Coach	Games	Years	W-L-T Record	Pct.
LOU SABAN	2	1960-61	0- 2-0	.000
MIKE HOLOVAK	7	1962-68	3- 4-0	.429
CLIVE RUSH	2	1969-70	1- 1-0	.500
JOHN MAZUR	2	1971-72	1- 1-0	.500
CHUCK FAIRBANKS	6	1973-78	2- 4-0	.333
RON ERHARDT	3	1979-81	1- 2-0	.333
RON MEYER	3	1982-84	2- 1-0	.667
RAYMOND BERRY	1	1985	1- 0-0	1.000

# ALL-TIME COACHES ROSTER

Name	Position	Total Years	Years of Service
Beatty, Bruce	Offensive Line	4	1969-1972
Bengtson, Phil	Head Coach (Int.)	1½	1972
Berry, Raymond	Receivers	4	1978-1981
	Head Coach	1½	1984-1985
Brittenham, Dean	Strength/Conditioning	1	1985
Brasher, Tommy	Linebackers	3	1982-1984
Brune, Fred	Defensive Backfield	2	1962-1963
Bryant, Cleve	Offensive Backfield	3	1982-1984
Bullough, Hank	Defensive Line	7	1973-1979
Campbell, Marion	Defensive Line	2	1962-1963
Cappelletti, Gino	Special Teams	3	1979-1981
Carr, Jim	Defensive Backfield	1	1985
Caruthers, LeBaron	Strength/Conditioning	3	1982-1984
Collier, Joel D.	Defensive Backfield	2	1960-1961
Dotsch, Rollie	Outside Linebackers	2	1975-1976
Elias, Bill	Defensive Backfield	2	1969-1970
Endicott, Steve	Receivers	2½	1982-1984
Erber, Lew	QBs/Off. Coord.	3	1982-1984
Erhardt, Ron	Offensive Backfield	6	1973-1978
	Head Coach	3	1979-1981
Evans, Dick	Defensive Line	2	1971-1972
Fairbanks, Chuck	Head Coach	6	1973-1978
Fletcher, Tom	Defensive Backfield	2	1971-1972
Gibson, Claude	Defensive Backfield	1	1968
Grier, Bobby	Offensive Backfield	2	1981, 1985
Holovak, Mike	Offensive Backfield	1½	1960-1961
	Head Coach	7½	1961-1968
Humenuik, Rod	Asst. Head Coach/Offensive Line	1	1985
Jackson, Harold	Asst. Receivers	1	1985
Khayat, Eddie	Defensive Line	1	1985
Kinard, Billy	Defensive Backfield	2	1979-1980
Lantz, Rick	Linebackers	1	1981
Loudd, Rommie	Linebackers	1	1966
McLaughlin, Leon	Offensive Line	1	1977
Mazur, John	Offensive Backfield	1½	1969-1970
	Head Coach	2	1970-1972
Meyer, Ron	Head Coach	2½	1982-1984
Meyer, John	Linebackers	4	1969-1972
Miller, Burnie	Special Teams	1	1972
Miller, Red	Offensive Line	6	1960-61, 73-76
Mora, Jim	Defensive Coordinator	1	1982
Muir, Bill	Offensive Line	3	1982-1984
Nelsen, Bill	Quarterbacks	2	1973-1974
Parcells, Bill	Linebackers	1	1980
Parilli, Babe	Quarterbacks	1	1981
Perkins, Ray	Receivers	4	1974-1977
Polonchek, John	Quarterbacks/ Special Asst to HC	7	1975-1980, 1985
Richardson, Jesse	Defensive Line	5	1965-1969
Ringo, Jim	Offensive Line	4	1978-1981
Roach, Dick	Defensive Backs	1	1981
Rush, Clive	Head Coach	1½	1969-1970
Rust, Rod	Defensive Coordinator	3	1983-1985
Rutigliano, Sam	Off. Backs-Receivers	3	1971-1973
Saban, Lou	Head Coach	1½	1960-1961
Scamecchia, Dante	Special Teams/TEs	4	1982-1985
Shinnick, Don	Linebackers	1	1985
Shurmur, Fritz	Defensive Line	4	1978-1981
Sidwell, Steve	Linebackers	3	1982-1984
Smith, Jerry	Defensive Line	2	1960-1961
Spinney, Art	Offensive Line	7	1962-1968
Steckel, Les	Quarterbacks/Receivers	1	1985
Stoltz, Jerry	Receivers	4	1969-1972
Sumner, Charlie	Linebackers, Defensive Backs	6	1973-1978
Taseff, Carl	Defensive Backfield	1	1964
Valek, Jim	Special Teams	3	1973-1975
Walker, Dick	Defensive Backs	1	1977
Walters, Steve	Defensive Backs	3	1982-1984
Weaver, Larrye	Defensive Backfield	4	1973-1976
Weber, Chuck	Def. Line/Backfield	4	1964-1967
Yewcic, Tom	Offensive Backfield	4	1967-68, 79-80
	Special Teams	3	1976-1978

## STAFF PERSONNEL



### **DICK STEINBERG** **Director of Player Development**

Regarded as one of the NFL's top talent hunters, Dick rejoined the Patriots' organization when he was named Director of Player Development on February 9, 1981. In his capacity, he is responsible for the overall scouting of players, as well as the team's trade negotiations. He also assists in the signing of players.


Steinberg rejoined the Patriots after departing his position as a scout to become Director of College Scouting for the Los Angeles Rams in June, 1976. He remained in that post until being promoted to the position of Director of Player Personnel, a post he held until June, 1980.

After his four year stay with the Rams, Steinberg joined then General Manager Steve Rosenbloom as Vice President of Player Personnel with the New Orleans Saints. Steinberg later resigned that post on January 20, 1981 before rejoining the Patriots.

The talent he has selected has taken part in two Super Bowls—Super Bowl XX in 1986 (the Patriots) and Super Bowl XIV in 1980 (the Rams).

A native of Philadelphia, Steinberg played football and majored in Physical Education and Health at Temple University. In addition to serving a two-year tour of duty with the U.S. Army in France, Steinberg served as a high school coach at Philadelphia's Roman Catholic High (1960-61) and at Staunton (VA) Military Academy (1961-64). He then entered the collegiate coaching ranks as an assistant at Vanderbilt (1964-1967) and Kansas State (1967-69).

Following a brief stint as a scout with the Dallas Cowboys in 1969, Steinberg spent two seasons as an assistant coach at Southern Mississippi (1970-71) before joining the Patriots as a personnel scout under then Director of Player Personnel Bucko Kilroy. Steinberg served with the Patriots from 1972 to 1976 before departing for the Rams.



### **BILL MCPEAK** **Director of Pro Scouting**

Keeping track of pro football talent for the Patriots' organization is one of the NFL's most knowledgeable football men, Bill McPeak.

A star at the University of Pittsburgh, McPeak played for the Pittsburgh Steelers as a defensive end from 1949-57. During that span, McPeak played in the 1953, 1954 and 1957 Pro Bowls. To date, McPeak still shares the NFL record for career safeties with three.

During the final two years of his tenure at Pittsburgh, McPeak began his 16-year NFL coaching career. In 1959, he joined the Washington Redskins, staying with the 'Skins until 1965. Of his seven seasons with that club, the final five were as head coach. Included on his staff at Washington was player personnel director Bucko Kilroy, now the Patriots' Vice President.

McPeak joined the Detroit Lions in 1967 as offensive coordinator, a post he held until he went to the Miami Dolphins in 1973.

While with the Dolphins as an offensive coach, the Dolphins won Super Bowl VIII, their second consecutive Super Bowl win and third straight Super Bowl appearance.


After suffering a serious illness during the 1974 off-season, McPeak remained out of the NFL on a full-time basis until being named to his present position on July 23, 1979.

When first named as general manager on April 6, 1979, Bucko Kilroy stated that one of his top priorities was to hire a pro scout, and he was elated to have the qualified McPeak join the Patriots' organization. Since that time, McPeak has been responsible for scouting present and prospective professional football talent both on film and in game situations.






**LOU ASSAD**  
Director, Security




**JOAN BISHOP**  
Receptionist




**ED BAYLEY**  
Stadium Manager




**GEORGE BLACKBURN**  
Scout




**DON BROCHER**  
Asst. Equipment Manager




**RAY CANTWELL**  
Business Manager



**LESLIE CHAPPELL**  
PR Asst.



**LARRY COOK**  
Scout




**KEN DEININGER**  
Video Manager



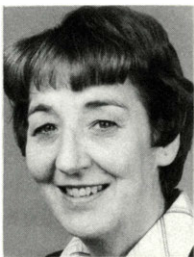
**PATTY DELGROSSO**  
Scouting Department



**CHARLES GARCIA**  
Scout



**JIM GREENIDGE**  
Director, Publicity




**HELEN IGO**  
Scouting Department




**KATHERINE KENNEDY**  
Admin. Asst., GM



**JOYCE LA ROCQUE**  
Admin. Asst., GM




**BILL LENKAITIS, D.D.S.**  
Team Dentist



**MIKE LOFTUS**  
Assistant Publicity Director




**MARIE LOWRE**  
Treasurer's Office



**GEORGE LUONGO**  
Equipment Manager




**PATTI MECHLINSKI**  
Team Travel




**NANCY MEIER**  
Admin. Play. Pers



**JOE MENDES**  
Director, Coll. Scouting



**CATHI MICONI**  
Sec., Administration



**KERRY MOYNIHAN**  
P.R. Asst.




**PEG MYERS**  
Director, Data Proc.




**EDIE MYERS**  
Stadium Operations




**RAY MYERS**  
Stadium Operations




**FRANK NAPOLI**  
Asst. Box Office Mgr.




**PAT NAUGHTON**  
Scout




**ROB NOLLER**  
Systems Specialist




**SCOTT OLKKOLA**  
Video Assistant




**RON O'NEIL**  
Head Trainer



**JIM PLUEMER**  
Assistant Trainer




**STEVE POREDA**  
Senior Sys. Analyst




**DICK REGAN**  
V.P.-Finance




**BARBARA RUHL**  
President's Office




**BEV COLLINS**  
Coaches' Office




**KEN STERNFELD**  
Box Office Manager




**DARRYL STINGLEY**  
Exec. Dir. Play. Pers.




**BOB TEAHAN**  
Scout



**DAVID WINTERGRASS**  
Director, Public Relations




**BERTRAM ZARINS, M.D.**  
Team Physician



**JOE ZIOBRO**  
Computer Oper. Asst.

## PATRIOTS' VETERANS



### DON BLACKMON 55

OLB 6-3 235

TULSA 6th year

DOB: 3-14-58 at Pompano Beach, FL

HOW ACQUIRED: D-4, 1981 (102nd)

**PRO:** Very much unsung, as has Pro Bowl type performances, although has yet to be selected to Pro Bowl...with Tippet, he gives Patriots one of the best outside linebacker duos in the NFL...set NE team record by recording two safeties in one season—tackling QB Lynn Dickey of Green Bay (for eight yard loss) in 1985 opener, on 9-8, and at Tampa Bay on 10-27, tackling QB DeBerg for safety (three yard loss); they were the only safeties recorded by team in year...vs. Green Bay, on 9-8, had three sacks (for 23 yards; team had seven)...had at least one sack in first three games...was 4th on team for tackles during regular season with 89 (56 first hits)...was 2nd on team in sacks with eight for 60 yards...blocked only PAT kick of season (vs. Green Bay on 9-8)...forced fumble vs. Miami on 11-3...had interception vs. Tampa on 10-27 (14 yard return to set up FG in 2nd quarter)...forced two opponents fumbles (vs. Miami on 11-3 and vs. Detroit on 12-8)...at Cleveland, on 10-6, forced from game with right ankle sprain in 3rd quarter and had to miss next two games—vs. Buffalo on 10-13, and vs. NY Jets on 10-20...fell on two fumbles (at Miami, 12-16 to set up NE FG in 3rd quarter and vs. Indy on 11-10, with NE going 81 yards for TD)...in playoffs at Raiders, on 1-5, had team's two sacks (for 11 yards) and one pass knockdown...knocked down two passes at Miami, on 1-12 in AFC Championship...was 3rd on team in tackles in playoffs with 22 (15 first hits)...was 2nd on team in playoff sacks with three (for 18 yards)...led team in playoff pass deflections with eight (tied with Clayborn) and led team in forced fumbles in playoffs with two (tied with Tatupu)...had a fine season in '84, as he was able to overcome neck problems that hampered his play a bit since suffering injury in '83 season opener at Baltimore...was 3rd on team in tackles (136, 65 solos, 71 assists), had one interception (at Miami, 9-9), had five deflections, 11 QB pressures, shared team lead in fumbles caused with Steve Nelson at three and was 3rd on team in sacks with six (for 58 yards). He also had one interception (at Miami)...started all 16 games in '84...he had both of team's sacks (for 20 yds) vs. Cincinnati (10-14-84)...he won game ball for fine Seattle game (9-16-84); also had fine outings at Denver (11-4-84), making two tackles on John Elway (one a sack of 10 yards) that help set up Patriot FG...he has been starter since 1982 season...Don had to miss one game in '83 (at Miami, 9-11-83) after suffering neck injury week before...was measured for body fat during the off-season, and it was found that he only has an impressive 9.9 per cent body fat...in 14 starts in '83, he led the team with ten QB pressures and added 3½ QB sacks...finished fifth on the team tackle chart with 99 total stops in '83...Don recorded his third pro interception by stealing and returning a Vince Ferragamo pass 39 yards against the Rams on 12-11 to set up a TD...he had his most active day of the '83 season when he turned in ten initial hits, three assists and 1½ sacks in a 28-23 win at Pittsburgh (9-25)...the Patriots' third leading tackler in 1982 with 30 tackles and 47 assists, he also tied with DE Ken Sims as the leading sacker with 4½ drops...against Miami (12-12-82), Don made a game saving interception of a David Woodley pass at the Patriots ten with 30 seconds to play to preserve a critical 3-0 win over the Dolphins...also had a big day in the season finale 30-19 win over Buffalo (1-2-83) that earned the Patriots a playoff spot...against the Bills, he registered nine tackles, four QB pressures and one sack...as a rookie, he made the squad with his brilliant special teams play and saw action in all 16 games...Don also saw spot duty at the OLB post, collecting 25 tackles, one QB pressure, one pass deflection and one caused fumble.

**COLLEGE:** A three-time All-Missouri Valley Conference selection who was the conference Defensive Player-of-the-Year in '80...during his career, Blackmon was a three-year starter who recorded 40 tackles for minus yardage (239 total yds.) as a senior, anchored Tulsa defense with 15 tackle effort that led to Tulsa's first shutout victory since 1967, a 3-0 win over Kansas State...during the same year had 18 tackles, including three for losses in 28-27 win over Texas State.

**PERSONAL:** Married (Jacqueline)...daughters, Candice (4) and Tiffany (1½ yrs.)...majored in Advertising and Public Relations.

**GAMES PLAYED/STARTED:** 1981-16/0, 1982-9/9, 1983-15/14, 1984-16/16, 1985-14/14, Total: 70/53.



# DEFENSIVE STATISTICS

Year	G	Tackles		Sacks	QB Press.	Fum. Rec.	Pass Def.
		Solo	Assists				
1981	16	17	8	—	1	—	1
1982	9	30	47	4½	9	2*	2
1983	15	44	55	3½	10	—	3
1984	16	65	71	6	11	—	5
1985	14	56	33	8**	NA	2	3
Totals	70	212	214	22	31	4	14

\*One for + 47 yds. vs. Houston 11-28-82.

\*\*Safeties vs. Green Bay (9/8) and at Tampa Bay (10/27)

## INTERCEPTIONS

Year	G	No.	Yds.	Avg.	LG	TD
1981	16	—	—	—	—	—
1982	9	2	7	3.5	7	0
1983	15	1	39	39.0	39	0
1984	16	1	3	3	3	0
1985	14	1	14	14.0	14	0
Totals	70	5	63	12.6	39	0


**OTHER STATS:** Blocked a PAT attempt vs. Green Bay 9-8-85.

## PLAYOFF STATISTICS

**GAMES PLAYED/STARTED:** 1982-1/1, 1985-4/4, Total: 5/5.

# DEFENSIVE STATISTICS

Year	G	Tackles		Sacks	QB Press.	Fum. Rec.	Pass Def.
		Solo	Assists				
1982	1	1	2	—	—	—	—
1985	4	15	7	3	—	—	8
Totals	5	16	9	3	—	0	8



## JIM BOWMAN 28

DB 6-2, 210

CENTRAL MICHIGAN 2nd year

DOB: 10-26-63 in Cadillac, MI

HOW ACQUIRED: D-2b, 1985 (52nd)

**PRO:** Had winning TD (his 1st pro points) by recovering Sam Seale's fumbled kickoff in EZ, late in 3rd quarter vs. Raiders on 1-5 and also had another recovery in that playoff game, other in 1st quarter to set up NE's first TD (he recovered Fulton Walker fumble at LA 21)...a fine special teams performer (was 3rd on team in special teams tackles with 21 on 12 1st hits and nine assists— behind Tatupu and McSwain)...played behind safeties James and Pro Bowler Marion; replaced injured James and had five first-hit tackles and two assists vs. Indy on 11-10...had seven tackles over regular season from line of scrimmage, with four 1st hit tackles...forced one fumble...had his first pro punt return at Indy, on 12-1, for minus-three yards...vs. Miami, 11-3, threw outstanding block in 3rd quarter to allow Fryar a 23 yard return...in playoffs, led team in fumble recovered with two (both vs. Raiders).

**COLLEGE:** Was 3rd player taken in draft by Patriots, was 2nd of 3 players team selected in 2nd round and was 52nd player taken in the draft (highest NFL draft choice ever at his college)...Patriots gained him from LA Raiders 2nd round pick as part of Mike Haynes deal of 1983...is one of the best defensive backs ever to play for Central Michigan...came to college as a running back, but when coach gave him choice between being a second string safety or fourth string running back the first day of preseason practice, he selected defense— although he had never played it before; coach wanted to switch his position because he was such an outstanding athlete...played free safety position in college...played in Blue-Gray and



East-West Shrine all-star games as senior, becoming first player ever from CMU to be invited...in his three years as a starter, team went 22-9-2, going 8-2-1 his senior year, 6-4-1 his junior year and 8-3 his sophomore year...has outstanding size (some NFL teams thought Jim could be an OLB) and speed (4.48)...intimidating, punishing type player with outstanding aggressiveness; likes to be where the action is...very intense on-field and very quiet off...his 16 career interceptions (for 140 yards) is a CMU record, as was his eight pickoffs (for 87 yards, one TD) his junior year; his eight pickoffs as junior were 3rd best in NCAA 1-A ...as senior, had 66 tackles with 32 first-hits...was 3rd on team as junior with 55 solos and 32 assisted. ...as junior, selected Mid-American conference's Defensive-Player-of-Week for his game vs. Ball State...as junior and senior, named all-league first team unanimously after making 2nd team as sophomore.. became starter as sophomore in 1982, had 69 tackles with 39 of them solos and had five interceptions for 33 yards...played mostly on special teams as freshman...bulkied up noticeably during his freshman year, and gained some 20 pounds between his senior year of HS and senior year of college.

**PERSONAL:** Single...played for Patriots basketball team during off-season...majored in communications/business in college; attended Northeastern University last year...was given key to city and honored at banquet (attended by 400) on March 5th...made a donation to the Cadillac All-Sports Fund (benefits youngsters from 5th grade to junior high) and also made donated to Cadillac HS...played for Patriots basketball team during off-season...hobbies: golf, hunting, water-skiing and playing softball...attended Cadillac Senior HS, where played tailback position and led his team in rushing with 1600 yards...despite this, was not all that heavily-recruited out of HS...was state Class B long jump champion in HS...would like to get involved as a salesman someday...likes to help people; likes to work with young people.. also enjoys traveling...given name: James Edwin Bowman...parents: Larry and Delores Bowman.

**GAMES PLAYED/STARTED:** 1985-16/0.

#### DEFENSIVE STATISTICS

Year	G	Tackles		Sacks	QB Press.	Fum. Rec.	Pass Def.
		Solo	Assists				
1985	16	4	3	—	—	—	1

**OTHER STATISTICS:** Forced Fumbles: 1985-1.

#### PLAYOFF STATISTICS

**GAMES PLAYED/STARTED:** 1985-4/0.

**OTHER STATISTICS:** Fumble Recoveries: 1985-2 (1 TD.).



### PETE BROCK 58

OC 6-5 275

COLORADO 11th year

DOB: 7-14-54 at Portland, OR

HOW ACQUIRED: D-lb, 1976 (12th)

**PRO:** Made major contribution once again in plugging up middle of offensive line...played in nine games over regular season, starting in all but one...had arthroscopy on both knees on 10-24 after right knee locked on him day before — no damage discovered in right knee, and had small tear of cartilage and cartilage removed in left knee...was placed on IR 10-26 and came off Nov. 30th (Grogan placed on IR)...dressed at Indy, 12-1, backing up Morriss but did not play...made first outing since 10-20 at Indy vs. Detroit on 12-8 when Morriss ejected in 3rd quarter...at Miami, on 12-16, dressed for game but did not play...returned to starting lineup vs. Bengals, on 12-22...won annual Ed Block Award for courage after injury (awarded in Baltimore 2-18)...in wildcard playoff game at NY Jets, on 12-28, does fine job in neutralizing NG Joe Klecko, limiting him to five solos, no sacks...did fine job at Miami, 1-12 (AFC title game) in neutralizing NT Mike Charles...is 11th on list for games-played as Patriots, with 134 (tied with Don Webb)...suffered heat

exhaustion vs. Green Bay, on 9-8, in 1985 opener...in 1984, was having fine year until he came up against a short week in the schedule that had the Patriots play on a Sunday, and then a Thursday game (Thanksgiving, at Dallas, 11-22)...he tested his left knee prior to the game, but it did not respond; he was not able to play the rest of the schedule...had arthroscope on his right knee upon the close of '84 season...because of the instability of his knees, he took early training camp lightly in '84, sitting out first two preseason games...he was selected as 2nd alternate for the Pro Bowl game...the 1983 recipient of the Jim Lee Hunt Memorial Award, presented to the team's outstanding lineman, Pete started in 13 games in 1984...in the 11th game of the season, a 17-6 win over Miami (11-13-83), Pete suffered a left knee injury on the first play of the game...despite the fact that he had to undergo an arthroscopy after the game, Pete played the balance of the game and led the Patriots to a 224-yard rushing day against the Dolphins...he then missed just two games before returning to start and play a full game in a 7-0 win over his brother Stan and the New Orleans Saints (12-4)...after missing the next game against the Rams, Pete started the final game of the 1983 season at Seattle...a great tribute to Pete's effectiveness on the forward wall was that the Patriots averaged 174.2 yards a game rushing in his 13 starts and only 113.3 in each of the three games that he missed that season...prior to injuring his knee in '83, Pete had started 36 consecutive games since assuming the starting center role in 1981...he is only the third regular starting Patriots' center since 1964, having succeeded Bill Lenkaitis (1975-80) and Jon Morris (1964-74)...over the 1982 and 1983 seasons, the Patriots rushed for more yards (3,952) than any other NFL team...in his first year as a starter, the Patriots' team rushing average jumped from 3.8 yards a carry in 1980 to 4.1 yards per rush in 1981...Pete played all 16 games of 1980 at center...worked as apex in the line behind Bill Lenkaitis, playing the second and fourth quarters while Lenkaitis played the first and third stanzas...primary backup at center and guard through first ten games of 1979, he started last six games at LT in place of the injured Dwight Wheeler...started at RG in 27-7 win over Chicago (10-7-79) and played three other positions (LT, WB and snapper) in same series of plays...his versatility in filling all positions and shoring up the Patriots' offensive line that was riddled with injuries earned Pete the 1776 Fan Club's Unsung Hero Award for 1979...not only does he snap for FG, PAT and punts, Pete also has played as wingback or third TE in three TE offense...started at LG in place of absent John Hannah for first three games of '77...as a rookie, Pete caught TD pass vs. NY Jets and was dubbed "Deep Threat" by teammates...one of three first round picks by Patriots in 1976 draft...he and Tim Fox were chosen with first round picks acquired from San Francisco in Jim Plunkett trade...second offensive lineman, 12th player selected in 1976 draft.

**COLLEGE:** Consensus All-America and co-captain at Colorado his senior year...teammate of former Patriot TE Don Hasselbeck while playing for Buffs.

**PERSONAL:** Married (Karen)...father of two daughters, Stephanie (10) and Shannon (6), as well as two sons John (8) and Joshua (5)...brother Will played with Detroit and Kansas City...younger brother Stan was All-America lineman at Colorado and drafted in first round of '80 NFL draft by New Orleans...played for Patriots basketball team during the off-season...does a feature for WBZ TV (NBC station in Boston), fly fishing and hunting with Boston sports celebrities.

**GAMES PLAYED/STARTED:** 1976-14/0, 1977-14/4, 1978-15/0, 1979-16/7, 1980-16/0, 1981-16/16, 1982-9/9, 1983-13/13, 1984-12/12, 1985-9/8, Total: 134/69.

**STATS:** Fumbles: 1979-2. Fumble Recoveries: 1976-1, 1979-2, 1980-1, 1981-1, 1982-1. Receiving: 1976-one for six yds. (TD) at NY Jets, 11-21.


### PLAYOFF STATISTICS

**GAMES PLAYED/STARTED:** 1976-1/0, 1978-1/0, 1982-1/1, 1985-4/4, Total: 7/5.

**OTHER STATS:** Fumble Recoveries: 1982-1.

### FOR THE RECORD...

Steve Grogan has played regular season games vs. every NFL team except for the NY Giants. The last time the teams met in a regular season game was in 1974 and Grogan joined the Patriots and pro ball in 1975.



## **RICH CAMARILLO 3**

(pronounced CAM a Rio)

P 5-11 185

WASHINGTON 6th year

DOB: 11-29-59 at Whittier, CA

HOW ACQUIRED: FA, 1981

Right-Footed kicker

PRO BOWL: 1984

**PRO:** Came back from missing first half of 1984 season due to knee injury and had fine 1985 season (with 43.0 ave. in 92 kicks); was third top in AFC and fifth in NFL...at Chicago, on 9-15, had 75 yarder into the endzone (tied for longest punt in NFL over season), for 2nd longest punt of his pro career (topped only by 76 yarder). It was the 4th longest in team history and his 5th punt of 70 yards or more in pro career. Also had a 74 yard punt —his 3rd longest as pro— at NY Jets on 11-24, with kick putting Jets on nine yard line in 4th quarter...also tied for the team record for most punts in a game in that Chicago outing with 11 (he tied team record at Dallas on 11-22-84 and shares with Jim Fraser; that also tied for most kicks in one game in NFL in '85); also had team record for punting yards in one game that Chicago game with 514 (46.7 average; set previous record of 479 at Dallas on 11-22-84)...set Super Bowl record by booting 62 yard in 3rd quarter (also had 51 yard punt in game)...set NE record for punts in season with 92 over regular season, and also had another record for punting yards in a season, with 3,953; had 43.0 average during regular season, 3rd best in team history...had 24 kicks of 50 yards or more over 20-game season...had his best average of the season in opener vs. Green Bay, 9-8, with 47.7 ave. in four punts (191 yards), with kicks of 45, 57, 45 and 44, in that order...had three games in which only called on to punt three times (at Tampa Bay on 10-27; vs. Detroit on 12-8 and vs. Cincinnati on 12-22)...vs. NY Jets, on 10-20, had 35 yarder go out at seven yard line, but was called back on penalty and then booted ball 42 yards and out of bounds at five yard line...in AFC title game, at Miami, on 1-12, had clutch 49 yard punt vs. heavy 11-man rush with two minutes left...had 17 kicks go out inside 20 over regular season and in playoffs, had fine 42.3 ave. in 21 kicks, with three inside 20...had his first and only pro punt blocked (in playoffs by Greg Townsend of LA Raiders) on 1-5, that led to first quarter FG...vs. Raiders on 9-29, had 47 yard punt to pin LA to own five yard line and later in game, had 48 yarder to put team at two yard line...had to miss half the '84 season after suffering a knee injury (left knee, his non-kicking leg) late in the 3rd preseason game, at Washington...he was put on IR 8-18...he missed first nine games, was reactivated on 11-3; his first game was at Denver (11-4)...in his first game back, he had 4 kicks for 43.0 average (long of 47), with two kicks downed inside the 20 (one at the one yard line). His first punt of season was 45 yarder that just missed being downed at the one...he finished the season with 48 punts for 2020 yards (42.1 avg.), with long of 61 yards for 7th best in AFC for average and 5th best in net average at 34.7...Rich had a 57 yarder vs. Colts (11-18-84) that was downed on 3 yard line and one play later, Indy RB was tackled for safety...at Dallas on 11-22-84, Rich had 11 punts to tie Patriot record for most in a game (7 in first half); also set new team record for punting yards in a game vs. Dallas with 479 (for 43.5 avg. .. he had a standout game vs. Colts (12-16-84) with first two kicks putting Indy at one yard line (61 yard boot) and at 2 yard line (40 yarder). ...originally signed as a free agent in 1981, Rich made his first Pro Bowl appearance following the 1983 season...in only his third year('83), Rich led the league in net punting average (37.1 yds.) and was second in gross average (44.6 yds.)...he punted four times over 60 yards, including the league's longest of 70 yards in the snow vs. New Orleans (12-4-83)...set club marks for most yards punting in a season (3,615), highest punting average in a season (44.6 yds.) and highest career punting average (43.5 yds.) in 1983...for his efforts he was named to numerous postseason teams...tied for second place in the AFC with Seattle's Jeff West in the punts inside the 20 category with 25...his best punt of the year was a 63-yard coffin corner punt that bounced out at the Miami four (11-13-83)...Rich had 18 punts over 50 yards, three of 60-69 yards and one of 70 yards in '83...best day of '83 came when he boomed four punts for a 54.5-yard average vs. the Colts (9-4-83)...the following week vs. Miami he averaged 50.8 yards on four punts...boomed a 76-yard punt vs. NY Jets (9-19-82), which was the longest punt in the AFC and third best in the NFL in '82...Rich was named to the 1982 *Sports Illustrated* All-NFL team and was the 1776 Fan Club Unsung Hero for 1982...in his first season in the NFL, Rich was named to *The Football Digest's* All-Rookie team and had the longest punt of the season in the NFL with a 75-yard boot at Oakland (11-1-81)...three weeks later, he let go a 72-yard

punt at Buffalo (11-22-81), the third longest punt of 1981 in the league...of his 49 punts in 1982, 14 of them travelled over 50 yards apiece...originally signed by the Patriots as a free agent on 5-18-81, Rich attended the Patriots' 1981 training camp and was active for three preseason games...was waived on 8-24-81 as part of the NFL mandated roster reduction to 50 players...was re-signed after seven weeks of the regular season (10-19-81) and became the third punter on the Patriots' roster before the season's mid-way point...is a two step right-footed punter.

**COLLEGE:** Spent the first two years as a collegian at Cerritos (CA) J.C. where he averaged 40.5 yds. per punt and 42.8 yds. as a soph...transferred to Washington in '79 and punted 51 times for 2,077 yds. and a 40.7 avg. as a junior...his longest punt that year travelled 60 yds...third-ranked punter in PAC-10 that year...as a senior, he averaged 37.9 yds. per punt on 52 punts...longest punt went 57 yds.

**PERSONAL:** Single...is active in numerous New England area charities including the Wrentham State School and the Rhode Island and Massachusetts Special Olympics programs...spent off-season working out and continuing to rehab knee from 1984 injury...played in quite a few Patriots basketball games during off-season...was involved in various charities...was involved in a couple of football camps for youths in early summer months...hobbies: bowling, basketball, eating exotic foods, listening to jazz and playing baseball, softball...has an uncle, Leo, involved in pro rodeo circuit (named Cowboy of Year in 1977)...brother, Gary, is an all-star kicker/punter at Bridgewater (Ma.) State College, where has been All New England two years in row and HM All-America last year...longest punt in high school travelled 71 yards.

**GAMES PLAYED/STARTED:** 1981-9/0, 1982-9/0, 1983-16/0, 1984-7/0, 1985-16/0, Total: 57/0.

#### PUNTING

Year	G	No.	Yds.	Gross			LG	Blk.	Net
				Avg.	TB	In 20			Avg.
1981	9	47	1959	41.7	9	12	75*	0	33.4
1982	9	49	2140	43.7	5	10	76	0	37.7
1983	16	81	3615#	44.6#	11	25	70	0	37.1*
1984	7	48	2020	42.1	7	12	61	0	34.7
1985	16	92*	3953*	43.0	13	17	75*	0	33.7
Totals	57	317	13,687	43.2	45	76	76	0	35.3

\*NFL Leader

#Club Record

\*-Club Record


**OTHER STATS:** Fumbles: 1981-1. Fumble Recoveries: 1981-1.

#### PLAYOFFS

Year	G	No.	Yds.	Gross			LG	Blk.	Net
				Avg.	TB	In 20			Avg.
1982	1	5	218	43.6	0	1	58	0	35.6
1985	4	21	889	42.3	5	3	62*	1	34.4
Totals	5	26	1107	42.6	5	4	62*	1	34.6

\*Super Bowl Record

**GAMES PLAYED/STARTED:** 1982-1/0, 1985-4/0, Total: 5/0.



## RAY CLAYBORN 26

CB 6-0 186

TEXAS 10th year

DOB: 1-2-55 at Forth Worth, TX

HOW ACQUIRED: D-1a, 1977 (16th)

PRO BOWL: 1984, 1986

**PRO:** Set team record for consecutive starts with 121 over 1985 season, breaking old mark of 110 (by Ray Hamilton; tied mark vs. Raiders on 9-29), setting mark vs. Buffalo on 10-13, with this also his 125th straight game played...has 135 consecutive games played, five games behind team record of 140, established by Len St. Jean between 1964-1973...starts 1986 season off with 26 career interceptions

for 3rd on team's all-time list at for 462 yards (this yardage 2nd best in team history)...needs three interceptions to move past Mike Haynes (28 interceptions between 1976-1982) into 2nd place and four pickoffs to surpass the all-time record of 29, set by Ron Hall between 1961-67...needs 15 interception return yardage to pass Hall's career record of 476; is 3rd in team history with average of 17.8 yards per interception...is 10th on team record book with 135 games played... has 26 career interceptions, 3rd best in team history... was one of the team's defensive captains (with Nelson)... in a Pro Bowl year in 1985 (2nd time was picked for honor), was 2nd on team in interceptions with six (for 80 yards), behind Pro Bowl safety Marion who had seven (for 189 yards)... also had interception (for no yards) vs. Miami in AFC title game, to end a late drive on 1-12; also had two solo tackles and six pass knock downs in outstanding game in playoffs... had 57 tackles during regular season (47 1st hits) and had eight more in playoffs (seven 1st-hits)... led team in passes knocked down during regular season with 18 (13 next nearest, by Marion) and was tied for team lead in playoffs (with Blackmon), with eight more... was picked AP honorable mention All-NFL, 2nd team All-AFC by UPI, 2nd team All-Pro by *College and Pro Football Newsweekly* and 2nd team All-NFL by *NEA*, as well as being a Pro Bowler... scored 1st pro TD vs. Bills on 10-13, (day he set consecutive game mark), with 27 yard return of Vince Ferragamo pass... vs. NY Jets, 10-20, picked off Ken O'Brien pass in EZ for three interceptions in three games, one shy of Mike Haynes' team record for consecutive games with interception... had four pass knock downs vs. Raiders on 9-29... had interceptions vs. Buffalo, on 9-22, in EZ in 3rd quarter; at Cleveland, on 10-6, to set up 29 yard FG in 2nd quarter; vs. Buffalo, on 10-13, for TD; vs. Jets, on 10-20, in EZ; vs. Indy, on 11-10 and at Miami, on 12-16... at Seattle, on 11-17, had six first-hits, one assist and one pass deflection...in 1984, had top-notch season sharing the team lead for interceptions with 3 (for 102 yards; shared lead with CB Ronnie Lippett)...Ray enabled Patriots to beat Cleveland with 86-yard interception with 23 seconds — went out at 7 yard line— and Browns in FG position (17-16 win on 10-7-84); that was his first interception in 2 years (30 games, since opener of 1982)...he was given game ball for his play vs. Cleveland...Ray led team in deflected passes with 15 in '84...he had 62 tackles (44 solo, 18 assisted)...he had an interception at Denver (11-4-84), with the Patriots using that turnover for FG...he was selected first alternate for Pro Bowl, but many people felt he had the kind of year to be voted onto the team...was selected to Pro Bowl in '83...in 1983, Ray batted down 22 enemy passes, second on the team only to Ronnie Lippett's 26...he also chipped in 56 tackles and 19 assists...he had his most productive day of the '83 campaign at Atlanta (10-30), by making ten tackles and five assists...in two of the Patriots' wins, he turned in four pass deflections against both Miami and the NY Jets...over a four-year span from 1979-82, he was the Patriots leading pass deflector each season (15 in '79, 9 in '80, 6 in '81 and 11 in '82)...his 15 pass deflections in '79 amounted to one-third of the team total of 45 that year....Ray recorded both of his interceptions of 1981 against Miami (11-8), one which he returned 39 yards...in 1980, he broke Mike Haynes' four-year reign as team interception leader with five steals...four of the interceptions set up two TDs and two FGs...his two interceptions against Miami that year (10-12-80) led to ten points in a 34-0 Patriot win...having become a full time corner, Ray's role as the Patriots' primary kickoff returner was taken over by rookie Allan Clark in 1979, but he filled in for the injured Clark vs. Baltimore (10-28-79) to return two kickoffs for 33 yards...in his sophomore season (1978), he earned the starting role at corner for all 16 games and was 10th among AFC kickoff returners (27 for 636 yards, 23.6 yard avg.)...as the 16th player taken in the '77 NFL draft (choice from San Francisco in Jim Plunkett trade), he broke into the NFL in stellar fashion, setting five Patriot kickoff return records as a rookie...his 101-yard KOR vs. Balt. (12-18-77) for a TD was the NFL's longest of the year...he added KOR's of 100 yards (vs. NY Jets, 10-2-77) and 93 yards (vs. Buffalo, 11-6-77) to lead the league in that department for the '77 season...Ray's 869 kickoff return yards was second best in both the AFC and NFL in '77...as a rookie, he was named to *PRO FOOTBALL WEEKLY'S* all-AFC and all-pro squads as a kickoff returner.

**COLLEGE:** A two sport standout at Texas, Ray played both football and ran on the track team...while a sophomore RB, he gained 209 yards on 74 carries for the Longhorns, but switched to the secondary for his final two college seasons...turned in six interceptions and 23 blocked passes in college...as a return specialist at Texas, he returned punts for 477 yards and kickoffs for another 582 yards, including a 95 yarder for a TD vs. Boston College (1974).

**PERSONAL:** Married (Cindy)...has spent every off season in the Austin, Texas area since graduating with a degree in communications...works as a real estate salesman there...includes horseback riding and jogging as favorite pastimes...college roommates were Earl Campbell (Houston) and Alfred Jackson (Atlanta).

**GAMES PLAYED/STARTED:** 1977-14/1, 1978-16/16, 1979-16/16, 1980-16/16, 1981-16/16, 1982-9/9, 1983-16/16, 1984-16/16, 1985-16/16, Total: 135/122. Entering the 1986 season Clayborn has 121 consecutive starts, a club record.



### DEFENSIVE STATISTICS

Year	G	Tackles		Sacks	QB Press.	Fum. Rec.	Pass Def.
		Solo	Assists				
1977	14	21	2	1	—	—	4
1978	16	51	17	—	—	1	12
1979	16	66	14	1	—	—	15
1980	16	53	2	—	—	1	9
1981	16	67	14	—	—	2	6
1982	9	26	16	—	—	1	11
1983	16	56	19	—	—	—	22
1984	16	44	18	—	—	—	15
1985	16	47	10	0	NA	0	16
Totals	135	431	112	2	—	5	130

### INTERCEPTIONS

Year	G	No.	Yds.	Avg.	LG	TD
1977	14	0	—	—	—	—
1978	16	4	72	18.0	44	0
1979	16	5	56	11.2	27	0
1980	16	5	87	17.4	29	0
1981	16	2	39	19.5	39	0
1982	9	1	26	26.0	26	0
1983	16	0	—	—	—	—
1984	16	3	102	34.0	85	0
1985	16	6	80	13.3	38	1
Totals	135	26	462	17.8	85	1

**OTHER STATS:** Kickoff Returns: 1977-28 for 869 yds. 3 TD, 1978-27 for 636 yds., 1979-two for 33 yds.

### PLAYOFF STATISTICS

**GAMES PLAYED/STARTED:** 1978-1/1, 1982-1/1, 1985-4/4, Total: 6/6.


### DEFENSIVE STATISTICS

Year	G	Tackles		Sacks	QB Press.	Fum. Rec.	Pass Def.
		Solo	Assists				
1978	1	3	1	—	—	—	—
1982	1	5	4	—	—	—	—
1985	4	7	1	—	—	1	8
Totals	6	15	6	—	—	1	8

### INTERCEPTIONS

Year	G	No.	Yds.	Avg.	LG	TD
1985	4	1	0	0.0	0	0

**OTHER STATS:** Kickoff Returns: 1978-two for 68 yards.



## TONY COLLINS 33

RB 5-11 212  
 EAST CAROLINA 6th year  
 DOB: 5-27-59 at Sanford, FL  
 HOW ACQUIRED: D-2, 1981 (47th)  
 PRO BOWL: 1984

**PRO:** Earned the nickname The Blade over 1985 season with outstanding blocking that enabled James to run for 1,227 yards (2nd best in team history for a season)...had outstanding year as well in pass-catching department with 52 catches (next nearest on team— Morgan and Fryar— had 39; had 549 yards, for 10.6 ave., with long of 49 and two TDs); had previous best year of catches in 1983 with 27...caught pass in all but one game over the 20-game season (none vs. Indy, on 11-10)...was 2nd on team in playoff catches with eight (behind Morgan's 14)...was 2nd on team in rushing during regular season with 657 yards in 163 carries for 4.0 ave. and 2nd on team in rushing TDs with three; also 2nd on team in playoff

rushing with 119 yards in 35 carries for 3.4 ave...enters 1986 as 3rd top rusher in team history with 3,761 yards, trailing only Sam Cunningham (5,453 yards) and Jim Nance (5,323); is also 3rd with 888 rushes and needs 112 carries to become 3rd player in team history with 1,000 or more rushes...his 4.2 career rushing ave. is equalled only by Carl Garrett (1969-72) for those with 500 rushes or more...his 26 rushing TDs puts him 4th on team's all-time list, five behind 3rd-place Grogan (31) and his 30 total TDs is 8th on team's all-time list...also is 20 points from becoming team's 8th 200-point scorer...is 12th on team all-time list for catches with 140...had two TD catches from James over 1985 (at Buffalo, on 9-22, from five yards out and at Tampa, on 10-27, with 11 yarder...had his long run of season come vs. Detroit, on 12-8, (his longest since 1983)...had his best rushing outing at Indy, on 12-1, with 64 yards on 13 carries, with yardage sharing team lead with James (also had 63 yards on 14 carries in season opener vs. Green Bay, on 9-8...led team in catches seven times over 20-game season and, with high of six (for 65 yards) at Cleveland, on 10-6 and at Tampa Bay, on 10-27 (for 109 yards); led team in pass-catching yards in three games, with best at Tampa Bay...that Tampa Bay game of 10-27, was his best all-around game of year with 55 yards in 10 rushes, tied career best with six catches, had first career 100-plus pass-catching day and had longest catch of career with 49 yarder, as well as a TD grab...had TD catch of four yards from Eason at Miami in AFC title game, on 1-12, with four yarder, giving NE lead for good in 2nd quarter...started all 20 games in 1985...in 1984, Tony was the team's third top rusher with 550 yards in 138 carries (4.0 avg.), with team co-leading in rushing TDs with 5...he had TDs come at Buffalo (4 yarder, 9-2), vs. Jets (4 yarder, 10-28), at Cleveland (two yarder, 10-7) and two one-yarders vs. Buffalo (11-11...Collins had 107-yard game vs. Seattle (20 carries on 9-16) for a 5.4 avg...he was the team's starter the first five games of '84 before Tatupu took over at Cleveland (10-7); Collins thus had 30 game starting streak end...when Tony scored on a two-yarder early in the 4th quarter at Cleveland (10-7), it was the first rushing TD in season; his TD proved to be winning points...he became the team's kickoff return man at Denver (11-4), and had team's season-best of 35 in his first return...he also had a 46 yard return (team's best for season) in that game to help set up FG; had 34.7 average in that game, with 104 yards in 3 returns...he can squat 600 pounds, nearly three times his weight...when he was drafted in the 2nd round of '81, people claimed they had never heard of him—they know him now! He was a Pro Bowler in '83, having led the team in rushing his first three seasons...he spent most of the 1983 season as one of the top five rushers in the AFC and finished the season in the sixth spot with 1,049 yards on 219 carries for a 4.8-yard average while scoring ten TDs...his 1,049 yards were the third most in a season by a Patriots' back and marked only the fourth time (Sam Cunningham in 1977 and Jim Nance in 1966 and 1967) in club history that a back rushed for more than 1,000 yards in a season...in the third week of the '83 season, he also broke the club mark for yards rushing in a game by tearing up the Jets (9-18-83) for 212 yards on 23 carries in a 23-13 win...that effort was the best rushing day in the AFC in '83 and second in the league to only James Wilder's 219 yards vs. Minnesota (11-16)...he also tied a club record for rushing TDs in a game with three scores...the previous club yardage mark of 208 yards was set by Jim Nance in 1966...Tony also ran for 147 yards and one TD on 23 carries in the Patriots' 31-0 win at Buffalo on 10-23-83...was the Patriots' second leading receiver with 27 receptions for 257 yards...as a rookie in '81, he set the club's rookie rushing record with 873 yards on 204 carries and led the club in 1982 with 632 yards on 164 yards...during the 1982 season Tony spent most of the season near the top of the NFL rushing ladder, finally finishing the year fifth in the AFC and seventh in the league, only one yard behind Joe Cribbs of Buffalo...he recorded three one-hundred yard outings in '82 including a 161-yard performance on 32 carries (sixth best single game mark in club history) in a 29-21 victory over Houston (11-28)...he also spirited a 24-13 win at Baltimore (9-12) on opening day in '82, when he rushed for 137 yards on 21 carries while breaking loose for a long gain of 54 yards...while he was the Patriots' most productive rusher, he also finished as the team's second leading receiver in '82, grabbing 19 passes for 187 yards and two TDs...as a rookie, he started 11 of the first 12 games...Tony had the top team rushing effort of 1981 and his only 100-yard game when he ran for 103 yards on 22 carries at Washington (10-25)...Tony's combined yardage total (rushing-receiving-returns) of 1,893 yards was bettered in the AFC by only James Brooks of San Diego who had a 2,093 combined total yardage output...in his first pro game, he rushed 15 times for 81 yards, caught three passes for another 48 yards and added 65 more yards on three kickoff returns against Baltimore (9-6)...Tony was the 11th RB and 47th player taken in the 1981 draft.

**COLLEGE:** A super productive three-year starter for the Pirates, he gained an average of 9.3 yards every time he touched the ball...as a junior he averaged 154.1 all purpose yards per game while leading ECU with 1,130 yards on 154 carries (7.34 avg.)...running from wishbone attack as a junior, he ran for 14 TDs and over 100 yards in five games...an excellent kickoff returner, Tony holds his school's season records for most KORs (37), total KOR yards (990) and longest KO return — 100 yards for a TD vs. both Florida State and N.C. State.

**PERSONAL:** Married (Samera) he and his wife have a baby girl, Colette (age 1½)...played for Patriots basketball team during the off-season...is an active member of the Patriots' Celebrity Bureau and participant in many Massachusetts and Rhode Island Special Olympic programs...enjoys working out...is the second youngest in a family of 16 children that includes nine boys and seven girls...worked for father's construction business while growing up in his hometown of Penn Yan in Central New York State.

**GAMES PLAYED/STARTED:** 1981-16/11, 1982-9/9, 1983-16/16, 1984-16/5, 1985-16/16, Total: 73/57.

Year	G	RUSHING					RECEIVING				
		No.	Yds.	Avg.	LG	TD	No.	Yds.	Avg.	LG	TD
1981	16	204	873	4.3	29	7	26	232	9.0	22	0
1982	9	164	632	3.9	54	1	19	187	9.8	33	2
1983	16	219	1049	4.8	50t	10	27	257	9.5	20	0
1984	16	138	550	4.0	21	5	16	100	6.2	19	0
1985	16	163	657	4.0	28	3	52	549	10.6	49	2
Totals	73	888	3761	4.2*	54	26	140	1325	9.5	49	4

\*Club Record

#### Single Game Career Highs

Most Carries—32 vs. Houston 11-28-82  
at Seattle 12-19-82

Most Yds. Rushing—212 vs. NY Jets  
9-18-83

Longest Run—54 at Baltimore 9-12-82

Most TD's Rushing—3 vs. NY Jets 9-18-83

Most Receptions—6, two times, most recent  
at Tampa Bay 10-27-85

Most Yds. Receiving—109 at Tampa Bay 10-27-85

Longest Reception—49 at Tampa Bay 10-27-85

#### 100 Yard Rushing Games

1981—at Washington (10-25) 22-103-1 (13)

1982—at Baltimore (9-12) 21-137-0 (54)

vs. Houston (11-28) 32-161-0 (20)

at Seattle (12-19) 32-103-0 (11)

1983—vs. NY Jets (9-18) 23-212-3 (39t)

at Buffalo (10-23) 23-147-1 (50t)

vs. Buffalo (11-6) 21-100-1 (14)


1984—vs. Seattle (9-16) 20-107-0 (21)

**OTHER STATS:** Kickoff Returns: 1981-39 for 773 yds, 1984-26 for 544 yds. Punt Returns: 1981-three for 15 yds. Passing: 1981-zero for one. Fumbles: 1981-8, 1982-5, 1983-10, 1985-6. Fumble Recoveries: 1981-2, 1982-2, 1983-2, 1984-3, 1985-2.

### PLAYOFF STATISTICS

**GAMES PLAYED/STARTED:** 1982-1/0, 1985-4/4, Total: 5/4.

Year	G	RUSHING					RECEIVING				
		No.	Yds.	Avg.	LG	TD	No.	Yds.	Avg.	LG	TD
1982	1	7	35	5.0	7	0	1	17	17.0	17	0
1985	4	35	119	3.4	14	0	8	56	7.0	11	1
Totals	5	42	154	3.7	14	0	9	73	8.1	17	1



## SMILEY CRESWELL 92

DE 6-4 260

MICHIGAN STATE 2nd year

DOB: 12-11-59 at Everett, WA

HOW ACQUIRED: D-5a, 1983 (118th)

**PRO:** Was waived from the team on 8-27 (in cutdown to 50 players), but was re-signed on 12-4 when Sims went on IR (dressed in the final three regular season games)...saw limited action in AFC title game, on 1-12, as used in four-man front (made one 1st-hit tackle in game)...attended NE training camp in 1985, but had to miss practice time due to left knee problems...was picked up by Eagles 9-13, and made one tackle (a sack) as was on Eagles' active roster eight games and played in three...was waived by Eagles 11-5...in 1984 training camp, suffered torn

medial collateral ligaments in the left knee on 7-17, was operated on and then put on IR 7-25...Smiley enjoyed a successful rookie training camp in 1983 before a left thumb injury sustained in the Patriots third preseason game sidelined him for the season...he saw action in the first three preseason games recording two tackles before being placed on injured reserve on 8-23-83 for the remainder of the season...the first of two Patriots' fifth round draft choices in 1983, Creswell was selected with a fifth round pick acquired in the trade of LB Rod Shoate to Chicago in 1982.

**COLLEGE:** Made a successful transition from DE to DT as a senior in Spartans' new 5-2 alignment...was the third leading tackler on the club as a senior with 57 total tackles...recorded 149 total tackles, 21 tackles for 98 yards in losses, recovered seven fumbles and deflected one pass while a three year starter at MSU...played TE for one season at Columbia Basin Junior College in Pasco, WA prior to joining the Spartans...that team had No. 1 Juco ranking in country.

**PERSONAL:** Married (Kelly) and he have a baby girl, Kristen (one year old)...enjoys hiking, fishing, hunting...plans to complete degree in Forestry during pro off-seasons...would like to follow in lumberjack footsteps of father following completion of football career...was an All-Star player at Monroe (WA) High...given name is Smiley Creswell III.


**GAMES PLAYED/STARTED:** 1983 — On injured reserve for entire season. 1984 — On injured reserve for entire season. 1985-(for Patriots)- 0/0; (for Phil.), 3/0.

**PLAYOFFS GAMES PLAYED/STARTED:** 1985-1/0.

## PLAYOFF STATISTICS

### DEFENSIVE STATISTICS

Year	G	Tackles		Sacks	QB Press.	Fum. Rec.	Pass Def.
		Solo	Assists				
1985	1	1	0	0	NA	0	0
Totals	1	1	0	0	NA	0	0



## LIN DAWSON 87

TE 6-3 240

N. CAROLINA STATE 6th year

DOB: 6-24-59 at Norfolk, VA

HOW ACQUIRED: D-8b, 1981 (212th)

**PRO:** Started in all but three regular season games (2nd, 3rd and 4th games of year; suffering from hamstring injury)...had 17 catches over regular season to be one of eight Patriots to have 10 or more catches (had 148 yards for 8.5 ave., with long of 26); added three catches for 33 yards for 11.0 ave., including a 1st quarter 13 yard TD at LA Raiders, on 1-5—this was his only TD of year...had long catch of 26 yards come vs. Indy, on 11-10, in 4th quarter to set up FG...tied for team lead for catches in a game with three (for 14 yards) vs. Detroit, on 12-8; these three catches were his best pass-catching outing of year...has worked hard during off-season to rehab knee (ruptured patella tendon in left knee; operated on 1-31, that he injured on NE's first play from scrimmage in Super Bowl...is an outstanding blocking... The 1984 season was Lin's finest, as he caught 39 passes for 427 yards (10.9 avg.) and four TDs...his 39 passes were more than his three previous seasons and, as were his passing yardage...had best day come at Jets (9-30) with 6 catches for 84 yards with five of his catches coming the first half...he had his longest catch of the season come in that game, a 27-yarder; he won a game ball for his play—he also assisted in keeping Gastineau from getting any sacks that game...had 5-catch, 56-yard game vs. Jets (10-28) and 5 catches for 53 yards at Indy (11-18)...one of the reasons Patriots went to one-back offense in '84 was to allow tight ends Derrick Ramsey and Lin on field at same time...he always had the reputation as mainly being a blocking TE before '84 season...Lin was voted 2nd alternate for the Pro Bowl...Lin won the starting tight end spot early in the '83 season, but missed three games due to a left knee injury sustained mid-way through the season...he underwent arthroscopic surgery on 10-10-83 and returned to action two weeks later to complete the season...in starting ten games, he had

nine receptions for 84 yards and one TD...his only TD reception of the year was a spectacular left-handed grab in the endzone at Miami (9-11-83)...he alternated at the tight end spot in '82, starting in four of eight games played...played an important role in Patriots' double TE formation that same year...with 13 receptions for 160 yards, Lin was the Patriots' fourth leading receiver in '82...as a rookie, he led the Patriots in receiving during the preseason with nine catches for 107 yards and two TDs...missing only one game with a sore heel, he started three times as a rookie, including each of the last two games after regular starter Don Hasselbeck succumbed to knee surgery...was a regular on special teams in his first campaign and recorded eight tackles.

**COLLEGE:** Played in all 44 games while with Wolfpack, finishing college career as the school's ninth all-time leading receiver...although NC State was not a pass-oriented team, Lin caught 11 passes for 116 yds. and one TD...was a key member of Wolfpack offense in '79 finishing second on reception list with 15 catches for 201 yds. and one TD, the year NC State won the ACC championship.

**PERSONAL:** Married (Margo), he and his wife are expecting their first child in September (1986)...is presently working on Masters of Religion education at Gordon-Conwell Seminary...involved in a number of charities (Friends of Wrentham, Jimmy Fund and Multiple Sclerosis in North Carolina...spends off-season traveling to high schools for Students Against Drunk Driving (SAAD) and also for the Say No To Drugs campaign...also speaks to various civic and religious organizations (Lin Dawson Ministries)...is a staff evangelist for Mt. Sinai Holy Temple in Columbus, Ohio where brother, Rev. Harry Bellinger, is Pastor...also is a staff evangelist for the First Baptist Church in Icard, NC...he serves as chapel leader for Patriots team...in 1985 was named Who's Who Among Black Americans...is involved in Big Brother and Big Sister program...is youngest in a family of three boys...hobbies: boating, salt water fishing...is from the same hometown as teammate Ron Wooten; they were honored with parade through city and keys to city on 4-18.

**GAMES PLAYED/STARTED:** 1981-15/3, 1982-8/4, 1983-13/10, 1984-16/15, 1985-16/13, Total: 68/45.

#### RECEIVING

Year	G	No.	Yds.	Avg.	LG	TD
1981	15	7	126	18.0	42	0
1982	8	13	160	12.3	26	1
1983	13	9	84	9.3	14	1
1984	16	39	427	10.9	27	4
1985	16	17	148	8.7	26	0
Totals	68	85	945	11.1	42	6

#### Single Game Career Highs

Most Receptions—6 at NY Jets 9-30-84

5 New York Jets 10-28-84

5 at Indianapolis 11-18-84

Most Yds. Receiving—84 at NY Jets 9-30-84

56 New York Jets 10-28-84

56 at Baltimore 12-21-81

Longest Receptions—42 at Baltimore 12-20-81

27 at New York Jets 9-30-84

26 vs. Indianapolis 11-10-85

Longest TD Receptions—23t at Pittsburgh 12-26-82

13t at LA Raiders (Playoffs) 1-5-86

12t at Miami 9-11-83

Most TD Receptions—one (done seven times) Most recent: 1-5-86 at LA Raiders

(playoffs); regular season-vs. Indianapolis, 12-16-84.

**OTHER STATS:** Fumbles: 1985-1. Fumble Recoveries: 1984-1, 1985-1.


#### PLAYOFF STATISTICS

**GAMES PLAYED/STARTED:** 1982-1/1, 1985-4/4, Total: 5/5.

#### RECEIVING

Year	G	No.	Yds.	Avg.	LG	TD
1982	1	4	49	12.3	17	0
1985	4	3	33	11.0	13t	1
Totals	5	7	82	11.7	17	1





## TONY EASON 11

QB 6-4 212

ILLINOIS 4th year

DOB: 10-8-59 at Blythe, CA

HOW ACQUIRED: D-1, 1983 (15th)

**PRO:** In just three years as a pro, ranks fourth in team's career passing yardage with 5,941 and leads the team's top 10 career passers in passing completion percentage at 57.3%, going 473 of 825; is third in average yards per attempt with 7.20 (Matt Cavanaugh at 7.84 and Grogan at 7.61)...went 168 of 299 for 2,156 yards over season in starting 14 games (first six and the last eight of 20-game season); his 56.2 completion % over regular season was 4th best mark ever by a Patriot; went 29 of 48 for 60.4% in playoffs for 367 yards with five TDs and no interceptions...was offensive team captain with Hannah...his interception % of 3.5 on 825 passes is lowest among team's all-time top 10...needs just 175 attempts to become 4th player in team history to throw 1,000 passes and needs 27 completions to become 4th Patriot to complete 500 passes; is 5th on all-time list with 35 career TD passes and two more will move him ahead of Butch Songin (1960-61), currently with 36...hit James for 90 yard TD at Chicago, on 9-15, in lone TD of game—for NE (and Soldiers Field) record (old mark 88 yarder from Jim Plunkett to Randy Vataha in 1971 at Baltimore)...led team to Super Bowl, coming off bench for injured Grogan in 2nd quarter at NY Jets the 12th week of season, on 11-24...was replaced in lineup by Grogan when suffered a 2nd degree sprain of left shoulder on sack by Bruce Smith on vs. Buffalo, 10-13...did not miss any games with shoulder injury, though, because held ball on kicking placements for Franklin...in coming in for injured Grogan vs NY Jets, completed four of five passes for 48 yards and in 4th quarter, completed five of seven passes for 39 yards to cap 58 yard drive with 29 yard TD to make score 10-13 and then completed two of three passes for 27 yards in last 1:17 to lead to game-tying FG (including completing 26 yarder to Ramsey on 3rd and nine situation and put ball on NY 30; completed 23 of 34 yards (67.6%) for 221 yards, one TD and no interceptions in that game (16-13 OT loss by NE)...had 1st start since Buffalo game (of 10-13) the next week at Indy, on 12-1, and had three TDs and completed 20 of 28 passes for 293 yards...in opener vs. Green Bay, on 9-8, went 21 of 28 for 75% and the 7th time in his pro career had 20 or more completions in a game (had four times in season had 20 or more completions, and now has 10 in his career)...that 75% completion mark vs. Green Bay is his career regular season best (also completed 75.0% of his passes in playoffs at Jets on 12-28 and had his career best % at Miami in AFC title game in going 10 of 12 on 1-12)...at Cleveland, on 10-6, started game with four consecutive completions and went 10 of 18 for 159 in first half (finished game 20 of 38 for 304 yards for 4th career 300-plus game and best game passing-wise of his 1985 year...vs. Detroit, on 12-8, scored his first TD of season with 16 yard run (sixth career TD), went 14 of 22 passing for 136 yards, one TD and one interception...had his longest run of season, a 23 yarder, vs. Cincinnati, on 12-22 (also had 50 yard TD to Morgan in game)...in playoffs, had outstanding game in wildcard playoff game at NY Jets, going 12 of 16 for 179 yards with no interceptions and a 36 yard TD to Morgan in 2nd quarter vs. heavy rush...had a NE playoff team record of three TDs vs Miami, 1-12, with one yarder to Ramsey, two yarder to Weathers and four yarder to Collins...went 10 of 12 for 71 yards in AFC title game...went 12 of 16 for 179 yards vs. Jets, seven of 14 vs. Raiders...coach Berry announced in late May that Tony would be the team's starting QB in 1986 season. In 1984, did some impressive things in just his 2nd year as a pro...he came into the 3rd game of the season (vs. Seattle on 9-16) with the Patriots down, 23-0 midway through the 2nd quarter, and ran a 25-yard TD that led to a 38-23 win, the finest comeback in the 25 years of the franchise...he was named the AFC's Offensive Player-of-the-Week for the Seattle game as hit on 12 of 22 passes for 126 yards and two TDs...because of that Seattle outing, he gained the starting position the rest of the season...he finished the season as the third-rated QB in the NFL (behind Marino and Montana) and 2nd best rating in AFC...he tied Craig James for the longest TD run of the season for the club with 25-yarder; Tony had two from that distance—vs. Seattle and vs. Cincinnati (10-14)...Tony's five TD runs tied him for team lead with Collins...he is just the third Patriot to throw for 3,000-plus yards in a season ...Tony set numerous club records over season: most completions in a season with 259 (old record 228), most completions in a game with 29

(at Indy on 11-18; he also had old record of 28 at Jets on 9-30), most different receivers in a game (10, done twice—at Indy 11-18 and at Jets 9-30), highest passing percentage in a season at 60.1% (old mark 60.0 Cavanaugh in '80), lowest interception percentage in a season with 1.9% (32% old mark, Parilli in '62), most passes thrown without an interception with 141 from 12-18-83 to 10-14-84 (128 old mark Butch Songin, '60-'61), most consecutive games without an interception with four...Tony had three 300-plus passing games—354 at Jets on 9-30 (tied for sixth best one-game outing in team history), and 313 on 10-21 vs. Miami and 313 at Denver on 11-4...Tony had seven games in which he did not throw an interception in '84 season; he completed 20 or more passes in six of his 14 starts, including two of his first three starts...he had a streak of four games in which he threw for 20 or more completions, starting 10-28 through 11-18...he threw fewer interceptions than anyone in NFL (with 150 or more passes in season); had a 1.9 interception percentage and next closest was Montana at 3.2%...he threw seven TD passes over two straight weeks ( 4 at Indy on 11-18 and 3 vs. Buffalo on 11-11)...at Indy on 11-18, he and Mike Kerrigan combined for new team record for most different receivers in a game with 11 (Eason 10 receivers, Kerrigan one), breaking the old record of 10 that Eason set at Jets on 9-30...Tony was voted 2nd alternate Pro Bowl...the Patriots had a team record passing yardage in a season in '84 (3,685) with previous record of 3,218 in 1979; also team had record number of passes attempted in a season (500, old mark 482 in '82) and completed passes in a season (292, old mark, 254 in '81)...ended his 141 passes without an interception on final play of the first half vs. Bengals on 10-14 on desperation pass...threw career high 42 passes at Jets on 10-28 and at Indy on 11-18...he has been the holder for placekicks since coming to the Patriots in '83. Tony made his first regular season appearance at Miami (9-11-83), completing four of four pass attempts for 58 yards and driving the team 80 yards to their final score, a five-yard run by FB Mosi Tatupu...in the twelfth game of the season vs. Cleveland starting QB Steve Grogan suffered a fracture to his left fibula and Tony stepped in to complete the season compiling a 2-2 record...he directed a ground attack on a snow covered Sullivan Stadium field that rushed for 191 yards and one TD to record a 7-0 victory over the New Orleans Saints (12-4)...the following week at the LA Rams (12-11), he threw for 172 yards while completing 12 of 21 pass attempts in the Patriots' 21-7 victory over the Rams...in the final regular season game at Seattle (12-18), he found TE Derrick Ramsey on a quick out to record his first TD pass...the Patriots' top pick in '83, he was the fourth of six QB's selected in the first round and the 15th player taken overall...was only the third QB to be selected in the first round by the Patriots in club history (Jim Plunkett, 1971 and Jack Concannon, 1964).

**COLLEGE:** Highly sought after college QB who made a smooth transition from junior college to record-breaking Division I-A quarterback...in just two seasons, he became the Big Ten career passing yardage leader (6,608)...held every Big Ten season passing record upon graduating...ended college career with nine NCAA passing and total offense marks...joined Jim McMahon (Chicago Bears) as only QBs in NCAA history to pass for over 3,000 yards twice...rewrote Illinois record book while setting every school season and career passing mark...threw for over 400 yards twice (479,401), over 350 yards five times, over 250 yards seven times...career high 479 yards passing (51-37-2 and 1 TD) helped rally club to a 23-21 victory over Wisconsin (10-23-82)...redshirted during 1980 season after transferring from American River College in Sacramento, CA where he played in '78 and '79.

**PERSONAL:** Single...graduated from Illinois with a degree in Physical Education...involved in a number of charities, he has set up a College Scholarship fund at his alma mater, Delta High in his hometown of Walnut Grove, CA...he is also involved in donating funds to the University of Illinois Boys Club of Champaign and to the Wrentham State School, a school for the mentally handicapped in Wrentham, MA...his brother Bo was a standout safety at Cal-Davis is now with the Houston Oilers (2nd round pick in '84)...lists golf, tennis and fishing among his favorite pastimes...All-Northern California as prep player at Delta High...lettered three times in football and twice each in basketball and baseball...comes from a family of six children...full name is Charles Carroll Eason IV.

**GAMES PLAYED/STARTED:** 1983-16/4, 1984-16/13, 1985-16/10, Total: 48/27.

PASSING									
Year	G	Att.	Comp.	Pct.	Yds.	TD	Int.	LG	LAP
1983	16	95	46	48.4	557	1	5	35	16-139
1984#	16	431	259*	60.1*	3228	23	8	76t	59-409
1985	16	299	168	56.2	2156	11	17	90t	28-229
Totals	48	825	473	57.3	5941	35	30	90t	103-777

\* Club Records

# Ranked 2nd in the AFC, 3rd in the league

### RUSHING

Year	G	No.	Yds.	Avg.	L G	TD
1983	16	19	39	2.1	12	0
1984	16	40	154	3.9	25t	5
1985	16	22	70	3.2	23	1
Totals	48	81	263	3.2	25t	6

### Single Game Career Highs

Pass Attempts — 42 at NY Jets 9-30-84 and at Colts 11-18-84  
 Completions — 29 at Colts 11-18-84 (Club Record)  
 Yards Passing — 354 at NY Jets 9-30-84  
 Highest Percentage — 75% (21-28) vs Green Bay 9-8-85  
 (100% 4-4 at Miami 9-11-83)  
 Longest Completion — 90t to Craig James at Chicago 9-15-85 (Club Record)  
 TD Passes — 4 at Colts 11-18-84  
 Interceptions — 3 at Chicago 9-15-85, vs. LA Raiders 9-29-85 and at Miami 12-16-85  
 Times Sacked — 10 at Dallas 11-22-84  
 Rushing Attempts — 8 at NY Jets 9-30-84  
 Rushing Yards — 39 vs. Cincinnati 10-14-84  
 Longest Run — 25t vs. Seattle 9-16-84  
 25t vs. Cincinnati 10-14-84

### EASON'S PASSING VS. EACH TEAM 1983-85

Team	*GP					DATE	—BEST GAME—		
		ATT- COMP	Yds.	Int.	TD		ATT- COMP	Yds.	TD
NY Jets	4	138/87	1007	2	5	9-30-84	42/28	354	3
Indianapolis	3	87/60	707	1	8	12-1-85	28/20	293	3
Miami	2	59/37	588	3	4	10-21-84	29/19	313	3
Cleveland	3	70/38	516	3	2	10-6-85	38/20	304	1
Buffalo	3	71/43	392	5	3	11-11-84	34/23	227	3
Cincinnati	2	37/19	332	2	1	10-14-84	22/11	187	0
Denver	1	38/21	313	1	1	11-4-84	38/21	313	1
Washington	1	31/21	254	0	1	9-23-84	31/21	254	1
Green Bay	1	28/21	241	1	1	9-8-85	28/21	241	1
Chicago	1	35/15	234	3	1	9-15-85	35/15	234	1
Seattle	2	44/22	230	1	3	9-16-84	22/12	126	2
Dallas	1	38/19	204	1	1	11-22-84	38/19	204	1
LA Raiders	1	36/13	200	3	1	9-29-85	36/13	200	1
Philadelphia	1	28/12	194	1	1	12-9-84	28/12	194	1
St. Louis	1	32/16	191	1	1	12-2-84	32/16	191	1
LA Rams	1	21/12	172	1	0	12-11-83	21/12	172	0
Detroit	1	22/14	136	1	1	12-8-85	22/14	136	1
New Orleans	1	10/3	30	0	0	12-4-83	10/3	30	0
Totals	31	825/473	5941	30	35				

\*Note: Represented are only games where Eason had at least one pass attempt.

**OTHER STATS:** Fumbles: 1983-5, 1984-7, 1985-3. Fumble Recoveries: 1983-1, 1984-2.

### PLAYOFF STATISTICS


**GAMES PLAYED/STARTED:** 1985-4/4.

### PASSING

Year	G	Att.	Comp.	Pct.	Yds.	TD	Int.	LG	LAP
1985	4	48	29	60.4	367	5	0	39	9-75

### RUSHING

Year	G	No.	Yds.	Avg.	L G	TD
1985	4	12	3	0.3	3	0



## **PAUL FAIRCHILD 66**

**OG 6-4 270**

**KANSAS 3rd year**

**DOB: 9-14-61 at Carroll, IA**

**HOW ACQUIRED: D-5, 1984 (124th)**

**PRO:** Had an outstanding preseason, and with his play in the preseason, forced the coaches to keep him on squad...was especially solid in the final preseason game, at LA Rams, on 8-31, when performed well, despite being exhausted (team had numerous injuries in offensive line, and he had to stay in)...in regular season, used mainly on special teams in playing in all 16 games (also played in all four playoff games)...replaced injured guard Ron Wooten (ankle) at Tampa Bay, on 10-27, and did fine job in filling in...started in two games over regular season, vs. Miami on 11-3, in 1st career pro start, and at Indy on 12-1— both times in placed on the injured Wooten at right guard...threw fine block on Grogan one-yard TD run that won Miami game by 17-13 score) on 11-3...replaced injured Wooten (sprained ligament in right knee) in 2nd half at NY Jets, 11-24...In his rookie season of 1984, Paul was active for all 16 games, and appeared in seven in what was a developmental season...progress was set back a bit in training camp when suffered knee injury...most of his playing time came on special teams...replaced injured Ron Wooten at RG in 2nd quarter of Dallas game (11-22), with Wooten coming back several plays later...also saw some action at RG in the Colts game of 11-18.


**COLLEGE:** Was one of the KU captains as a junior and senior, marking only the second time in KU history that a player served as a captain for two seasons...was the top offensive lineman for the Jayhawks throughout his senior year as team set 20 offensive school records over the campaign...KU also finished fourth in the country in pass offense in 1983...considered the strongest player on his team, he was named his team's Offensive Player-of-the-Week by the KU coaching staff three times his senior year...played in Japan Bowl as well as Blue-Grey Game...transferred from Ellsworth (KS) Junior College where he was All-League...started his first year (1981) at Kansas, but suffered a knee injury in 30-19 win over TCU the second game of the season, that caused him to be red-shirted.

**PERSONAL:** Single...graduated with a degree in Personnel Administration...had his high school football jersey (no. 74) retired at GliddenRalston HS in Ralston, Iowa), thus becoming 1st athlete in that school to have jersey retired (on 3-24)...was an all-state football player in HS; also letters in track and baseball...enjoys working out...lists hunting as his hobby.

**GAMES PLAYED/STARTED:** 1984-7/0, 1985-16/2, Total: 23/2.

### **PLAYOFF STATISTICS**

**GAMES PLAYED/STARTED:** 1985-4/0.



## **TONY FRANKLIN 1**

**K 5-8 182**

**TEXAS A&M 8th year**

**DOB: 11-18-56 at Big Spring, TX**

**HOW ACQUIRED: T-Philadelphia, 2-21-84  
Right, bare-footed soccer style kicker**

**PRO:** In just two years with NE, ranks 8th on team's all-time scoring list with 220 points— needs 19 to move into 7th, 33 for 6th and 57 to move into 5th...has had two 100-plus seasons with NE— 112 last year for his career best, following his previous best of 108 that he had in 1984, his 1st year with NE...his 112 pts.

had him 5th best in AFC and 7th best in NFL...has had 100—plus points in four of his seven pro years...if gets 100-plus points in 1986, will become just the 2nd player in NE history to have three straight 100-plus point seasons (Gino Cappelletti had six consecutive from 1961-66)...in 1985, had his best career % in FGs, going 24 of 30 for 80.0%, with two 50 yarders (at Tampa Bay, on 10-27 and vs. Detroit, on 12-8)...the 24 FGs were his personal one-season pro best (had 23 his rookie year with Eagles, 1979); most in NE history since 1980 when John Smith had 26, and was the 3rd best season for FGs in NE history...in having an 80% success factor on FGs, had his best % as a pro, with previous best coming in 1984, with 78.5 %, 16 of 22)...was 40 of 41 in PAT kicks in 1985 with miss at Seattle, on 11-17, and ended 66 string as Patriot (and 70 consecutive, including last four as Eagle)...was two for two in kicks from 50 yards out in season; 3rd best in team history)...also had two FGs from 49 yards out during season, at Tampa Bay, on 10-27 and at Miami, on 12-16, latter in a heavy rain...has gone 46 of 58 in two years with NE, for a 79.3% (had 62.5% in playing for Eagles 1979-83, 80 of 128)...has 126 FGs in pro career (out of 186 tries for 67.7%)...went eight of 10 (80.0%) during playoffs, including going four out of five at Jets on 12-28, tying the NFL record for FGs in a playoff game (missed 41 yarder, wide left on 4th FG try); had 14 points in that playoff game, with four FGs, two PAT kicks to tie Cappelletti team playoff record for points in a playoff game...set NE record in 1st game vs. Green Bay, on 9-8, with FG from 34 yards out, thus breaking Cappelletti's record for consecutive games with at least one FG with 12 straight games (carried over from final 11 games of 1984 season—from 10-7-84 to 10-6-85); record ended next week at Chicago, 9-15, when did not attempt a FG...was successful on 1st six FGs attempted in 1985, thus setting NE mark for consecutive FGs with nine —from 12-16-84 to 10-6-85 (he tied his own mark that went from 10-7-84 to 11-4-84)...ended string of nine FGs at Cleveland, on 10-6, when missed 48 yarder in 3rd quarter, after suffering right arm injury making tackle late in 1st half (tied record of nine straight earlier in game with 29 and 33 yarders in 1st half)...kicked at least one FG in each of the four playoff games...had two regular season games in which he kicked three FGs—at Tampa Bay, on 10-27, with 35, 50, 49 and then kicking 28 yarder wide right, and also vs. Detroit, on 12-8, with 38, 50 and 22 yarders (missed 47 yarder wide left on 2nd kick)...went nine for nine in FGs during preseason...on 9-25, bought cowboy boots for his blockers (12 pairs, including coach Scamechhia) because he has never had a kick blocked as Patriot...at Tampa, on 10-27, went three for three on FGs (one from 50 yards) and three for three on PAT kicks for 12 points...had 36 yard FGs 1:19 into Super Bowl, putting NE in front, 3-0, after NE recovered fumble at 19 yard line. It is fastest score in Super Bowl history...had 45 yard FG at LA, on 1-5, in playoffs for his personal playoff best, as well as NE team playoff record...at LA, on 1-5, in playoffs, went two for two in FGs (32 and 45 yarders, later a NE and Franklin playoff best)...did not attempt a FG in two games—at Chicago, on 9-15, and at Seattle, on 11-17...had a run of minus five yards at Seattle, on 11-17, off fake FG in 3rd quarter...forced OT at NY Jets, 11-24, with 28 yard FG with 16 seconds left (NE lost in OT, 16-13; also had 23 yard FG on last play of 1st half)...the Patriots had had trouble at the position in 1983 in going nine for 22 and 31 of 35 in PAT kicks without Franklin...set a new club record by making nine consecutive FGs from 10-7-84 to 11-4-84, breaking the old mark of 7 by John Smith and Gino Cappelletti (Tony also went 15 of 16 at one point of season)...he had four field goals at Denver (11-4), with two 30-yarders, a 47 and a 19-yarder to tie John Smith for 2nd best in team's history (Cappelletti had six in one game)...started off his Patriot career slowly, not getting a FG attempt in his first two games and missing on three of his first five FG attempts before settling into a groove...Tony had his 100th career FG come vs. Indy on 12-16 (out of 155 he has attempted in his career), making him just the 16th NFL player ever to do so and the 11th active player...with his 78.6 percentage, he was 2nd best in the AFC (to Norm Johnson of Seattle, who went 20 of 24 for .83.3 percentage)...Tony was the third top scorer in the AFC and the 8th top in the NFL...he had a long FG of 48 yards vs. Miami on 10-21 (into 15 MPH wind); ...Tony had left knee surgery upon close of season (tendinitis in non-kicking leg)...Tony was acquired from the Philadelphia Eagles on 2-21-84 for an undisclosed, conditional 1985 draft choice...Tony left Philadelphia as the Eagles' fourth all-time career scorer with 412 points...finished as the Eagles' second leading scorer in 1982 (41 points) and in 1983 (69 points)...made good on 15 of 26 field goal attempts and 24 of 27 extra point conversions in 1983...kicked field goals of 32, 30 and 47 yards in Eagles' opening day win at San Francisco (9-3-83)...converted two field goals at Denver (9-18), including a 47-yard game winner in the final minute of play...over his five-year career with the Eagles, Franklin hit on 80 of 128 field goal attempts for a 62.5% success rate and converted on 172 of 182 extra point conversions...originally the Eagles' third round draft choice in 1979, he enjoyed his best NFL season with Eagles in 1979 when he scored 105 points while converting on 23 of 31 FG attempts and in 1981 when he totaled 101 points while hitting on 20 of 31 FG attempts...is credited with the second longest field goal in NFL history, a 59-yarder at Dallas during his rookie campaign...booted two 44-yarders in season opener vs. Washington in 1982...increased his club record for field goals of 50 yards or longer to six with a 52-yarder at Washington (11-27-83).



**COLLEGE:** Finished collegiate career with 18 NCAA records, including most career field goals (56); career kick scoring (291 points); most field goals, 50 yards or longer in a career (16); most field goals made in a three-year career (45); and longest average for field goals made in a career (39.5 yards)...became only player in history to kick two field goals of 60 yards or longer in the same game when he booted 64 and 65-yarders against Baylor in 1976...had a career accuracy percentage of 55.4 while converting 56 of 101 FGs...first team All-America selection by Football Writers Association and second team All-America by UPI...was first kicker in school history to receive full scholarship.

**PERSONAL:** Married (Sally)...is the father of one son, Sean (4)...Brother, Eric, is a senior barefoot kicker at Texas A&M...played high school football, first as a halfback and then as a barefoot kicker, at Arlington High in Fort Worth, Texas...spent great deal of time during off-season watching over building of his custom home in San Antonio, Tx.

**GAMES PLAYED/STARTED:** 1979-16/0, 1980-16/0, 1981-16/0, 1982-9/0, 1983-16/0, 1984-16/0, 1985-16/0, Total: 105/0.

#### KICKING STATISTICS

Year	Club	G	FGM	FGA	Pct.	LG	XPM	XPA	Pts.
1979	Phil.	16	23	31	74.2	59	36	39	105
1980	Phil.	16	16	31	51.6	51	48	48	96
1981	Phil.	16	20	31	64.5	50	41	43	101
1982	Phil.	9	6	9	66.7	47	23	25	41
1983	Phil.	16	15	26	57.7	52	24	27	69
1984	NE	16	22	28	78.5	48	42	42	108
1985	NE	16	24	30	80.0	50	40	41	112
Totals		105	126	186	67.7	59	254	265	632

#### PLAYOFF STATISTICS

Year	Club	G	FGM	FGA	Pct.	LG	XPM	XPA	Pts.
1979	Phil.	2	3	4	75.0	42	5	5	14
1980	Phil.	3	4	7	57.1	33	7	7	19
1981	Phil.	1	0	0	0.0	0	3	3	3
1985	NE	4	8	10	80.0	45	10	10	34
Totals		10	15	21	71.4	45	25	25	70

#### FIELD-GOAL ACCURACY

Year	1-19	20-29	30-39	40-49	50-plus	Total
1979	1-1 100%	5-5 100%	7-8 87.5%	7-10 70%	3-7 42.9%	23-31 74.2%
1980	4-4 100%	2-5 40%	7-11 63.6%	2-8 25%	1-3 33.3%	16-31 51.6%
1981	0-0 0%	5-5 100%	7-9 77.8%	7-13 53.8%	1-4 25%	20-31 64.5%
1982	0-0 0%	1-1 100%	1-2 50%	4-5 80%	0-1 0%	6-9 66.7%
1983	1-1 100%	5-5 100%	6-9 66.7%	2-8 25%	1-3 33.3%	15-26 57.7%
1984	2-2 100%	10-10 100%	4-7 57.7%	6-8 75%	0-1 0%	22-28 78.5%
1985	1-1 100%	7-9 77.8%	9-9 100%	5-9 55.6%	2-2 100%	24-30 80.0%
Totals	9-9 100%	35-40 87.5%	41-55 75.9%	33-61 54.1%	8-21 38.1%	126-186 67.7%

#### PLAYOFF STATISTICS

Year	1-19	20-29	30-39	40-49	50-plus	Total
1979	0-0 0%	1-1 100%	1-1 100%	1-1 100%	0-1 0%	3-4 75%
1980	0-0 0%	2-4 50%	2-2 100%	0-1 0%	0-0 0%	4-7 57.1%
1981	0-0 0%	0-0 0%	0-0 0%	0-0 0%	0-0 0%	0-0 0%
1985	0-0 0%	3-3 100%	3-3 100%	2-4 50.0%	0-0 0%	8-10 80.0%
Totals	0-0 0%	6-8 75.0%	6-6 100%	3-6 50.0%	0-1 0%	15-21 71.4%

**OTHER STATS:** Punts: 1979 once for 32 yds., 1981 once for 13 yds.

**RUSHING:** 1985 once for -5 yards.

# 1985 GAME BY GAME


	at	at	at	at	at	at	at	at	at	at	at	at	at	at	at	at
GB	CHI.	BUF.	RAID.	CLE.	BUF.	NYJ.	TB	MIA.	IND.	SEA.	NYJ.	IND.	DET.	MIA.	CIN.	
34+	—	32+	47+	29+	20—	19+	35+	38+	41+	—	41—	35+	38+	22+	25+	
			20+	33+		44+	50+		30+		23+		47+	49+	42—	
				47+			49+				28+		50+		30+	
							28—						22+			
Game	1-1	0-0	1-1	2-2	2-3	0-1	2-2	3-4	1-1	2-2	0-0	2-3	1-1	3-4	2-2	2-3
Seas.	1-1	1-1	2-2	4-4	6-7	6-8	8-10	11-14	12-15	14-17	14-17	16-20	17-21	20-25	22-27	24-30
Perc.		0.800														

# 1985 PLAYOFFS GAME BY GAME

	at	at	at	vs.
	NYJ*	RAID	MIA.	CHI
	33+	45+	23+	36+
	41+	32+	41—	
	20+			
	41—			
	26+			
Game	4-5	2-2	1-2	1-1
P-O	4-5	6-7	7-9	8-10
Perc.	0.800			

+denotes a successful field goal  
 —denotes an unsuccessful field goal  
 \*NFL, Club Record

**GAMES PLAYED/STARTED:** 1979-2/0, 1980-3/0, 1981-1/0, 1985-4/0, Total: 10/0.



## IRVING FRYAR 80

WR 6-0 200  
 NEBRASKA 3rd year  
 DOB: 9-28-62 at Mount Holly, NJ  
 HOW ACQUIRED: D-1, 1984 (1st)  
 PRO BOWL: 1986

**PRO:** In his 2nd year as a pro, was tied for 2nd on team in catches during regular season with 39 (for 670 yards; tied Morgan for catches)...led all receivers in TD catches with seven...was 2nd behind Franklin in scoring with 60 points (10 TDs, most on team since Collins' 10 in 1983), with one TD run (eight yarder at Seattle, on 11-17, for his 1st NFL TD run) and had two TDs on punt returns (85 yarder at Buffalo, on 9-22, for 2nd longest in team history to Mike Haynes' 89 yarder in 1976; and he also had 77 yard TD vs. Indy, on 11-10, for 4th longest punt return in team history)...was 6th in AFC among non-kickers in scoring at 60 pts...the two TDs via punt return tied the NE record (Haynes had two in 1976); team has now had six punt returns for TD...Two TDs also shared NFL lead (with Louis Lipps of Pittsburgh)...his 85 yard punt return at Buffalo was longest in NFL over season; also in that game, tied Morgan for 2nd best game as punt returner with 133 yards in six returns...had 37 punt returns for 520 yards (2nd in NFL in yards), a 14.1 ave. during regular season to lead NFL; won league title with 40 yard return vs. Cincinnati, on 12-22,...in leading NFL in punt returns, was only 3rd Patriot ever to lead league and his numbers were 2nd best season in team history for yardage and average...(also had 15 fair catches) and had six returns for 34 yards in the playoffs, a 5.7 ave. with long of 12...was selected to the Pro Bowl (his 1st selection; had two kickoff returns for 39 yards, long of 20 and had two punt returns for three yards, long of two and one fair catch) as a return man; was also named AP All-Pro 2nd team, the *College and Pro Football Newsweekly* All-Pro 2nd team and took part in the NBC Superteams competition...is 4th on team's all-time list for punt returns (73) and punt return yardage list (867). With two returns will move past Mack Herron (74 between 1973-75) into 3rd and needs 20 to pass Morgan (82). Haynes leads with 111 returns between 1976-82. Fryar also needs 22 return yards to move past Herron, 94 to pass Morgan and 293 yards to break Haynes' all-time mark of 1,159...has 2nd best punt return ave. in team history at 11.9, just behind Herron's 12.0 ave...as receiver, had best games vs. Bills, on 10-13, with six catches (132 yards), five at Seattle, on 11-17, (82 yards) and had four for 67 yards vs. NY Jets, on 10-20; led team in receptions for those three games

and led team in receiving yardage in the Bills game and at Seattle...started in 16 of the 20-game season (14 of 16 regular season games); did not start at Chicago, on 9-15, because of rib injuries suffered late vs. Green Bay, on 9-8; did not start at Indy, on 12-1, because of calf injury and did not start playoff games at Miami, on 1-12 and in Super Bowl because of cut tendons in right little finger suffered during week (did not dress AFC title game due to injury)...had personal high catch of 56 yards vs. Buffalo, on 10-13, and with this 132 yard game in six catches, his first 100-plus game and also his career high for catches in a game...had career high 40 yard TD catch (from Eason) vs. LA Raiders, on 9-29, (had 36 yarder from Grogan vs. NY Jets, on 10-20)...caught passes in 13 consecutive games (from 3rd week at Buffalo, on 9-22, to 15th week, at Miami, on 12-16; with streak ending on 12-22 vs. Cincinnati)...had 52 yard catch at Indy, on 12-1, to set up 1st half TD...had seven rushes in year for 27 yards, a 3.9 ave. with long of 13...in playoffs, at NY Jets, on 12-28, had 39 yard catch in 2nd quarter to set up FG (suffered minor head injury hitting turf, but returned)...in 1984, was the 4th top punt returner in the AFC and 6th top in the NFL with a 9.6 average with 347 yards in 36 carries...suffered rib injury in third preseason game (at Washington) in catching pass; he was expected to miss about three or four weeks due to the injury, but didn't miss any regular season games due to the injury, although it did hamper his play...had a long punt return of 55 yards vs. Seattle (9-16), as was stopped on shoe-string tackle ...after that Seattle game, he was the 2nd top punt returner in AFC with a 15.2 average...used sparingly at wide receiver spot because of not only his rib injury, but because of a dislocated shoulder he suffered 10-21 vs. Miami (in 2nd quarter)...returned to handle punts vs. Buffalo (11-11), and had four for 66 yards, a fine 16.5 avg...had 11 catches for the season for 164 yards, a 14.9 average with one TD (15-yarder vs. Seattle on 9-16), and long catch of 26 yards...set up FG at Cleveland (10-7) with 10-yard catch in critical 3rd and six situation ...had shoulder operation upon the close of the season...had a 43-yard punt return vs. St. Louis on 12-2...had five kickoff returns over the season for 95 yards, a 19.0 norm (long of 22)...tied Patriot team record with seven punt returns at Dallas (11-22, fourth time that done in team history).

**COLLEGE:** Was the first player selected in the 1984 NFL draft...a player with tremendous speed (runs the 40 in 4.39 sec.) as well as explosive acceleration and superb hands and concentration, Irving was on everyone's All-America team in 1983...caught 40 passes as senior for 780 yards (19.5 average, with eight touchdowns) adding up to a career total of 67 passes for 1,196 yards (17.9 average), with 11 touchdowns...his career receiving yardage ranks second only to Rogers' 2,479 in the Nebraska record books...was over 100-yards receiving two other times during the season: vs. UCLA when he had six passes for 100 and vs. Iowa with five catches for 114 yards...played in East-West Shrine game, as well as Japan Bowl all-star game...as junior, suffered numerous injuries, but still was country's third top punt returner, and Big Eight leader with 15.4 average on 18 returns...threw 37-yard TD pass vs. Oklahoma...had 70-yard TD on punt return vs. Hawaii as well as 31-yard TD run from scrimmage...in Orange Bowl victory of 21-20 over LSU, had 84 yards on five catches, 12 yards on two carries and 56 yards on two punt returns...as sophomore, split time at wingback spot...was tops in league and fourth in nation in punt returns...had two punt returns for TDs—82-yarder vs. Florida State and 63-yarder vs. Iowa State...first collegiate catch was 49-yard TD vs. Kansas State.

**PERSONAL:** Married (Jacqueline)...he and wife had their first child, son, Londen (born in late May)...was meteorology major...was a receiver and safety at Ran-cocas Valley Regional High School (same school that produced Franco, Pete and Giuseppe Harris)...can play five musical instruments...bought his father's dry cleaning business in 1984.

**GAMES PLAYED/STARTED:** 1984-14/2, 1985-16/14, Total: 30/16.

RECEIVING												
Year	G	No.	Yds.	Avg.	LG	TD						
1984	14	11	164	14.9	26	1						
1985	16	39	670	17.2	56	7						
Totals	30	50	834	16.7	56	8						

PUNT RETURNS								KICKOFF RETURNS				
Year	G	No	FC	Yds.	Avg.	LG	TD	No	Yds.	Avg.	LG	TD
1984	14	36	10	347	9.6	55	0	5	95	19.0	22	0
1985	16	37	15	520	14.1*	85t	2	3	39	13.0	24	0
Totals	30	73	25	867	11.9	85t	2	8	134	16.8	24	0

\*—Led NFL

**Single Game Highs****100 Yard Receiving Games**

Most Receptions—6 vs. Buffalo 10-13-85  
 5 at Seattle 11-17-85  
 4 vs. New York Jets 10-20-85  
 Most Yards Receiving—132 vs. Buffalo 10-13-85  
 82 at Seattle 11-17-85  
 66 at Indianapolis 12-1-85  
 Longest Receptions—56 vs. Buffalo 10-13-85  
 52 at Indianapolis 12-1-85  
 40t vs. LA Raiders 9-29-85

1985—vs. Buffalo (10-13) 6-132-1 (16t)

Longest TD Receptions—40t vs. LA Raiders 9-29-85  
 36t vs. NY Jets 10-20-85  
 16t vs. Buffalo 10-13-85

Most TD Receptions—One (done nine times, including playoffs) Most recent: 1-26-86 in Super Bowl XX vs. Chicago; regular season—at Miami, 12-16-85.

Most Carries—2 at Buffalo 9-22-85

Most Yards Rushing—13 vs. Green Bay 9-8-85

Longest Runs—13 vs. Green Bay 9-8-85  
 8 at Buffalo 9-22-85  
 8t vs. Indianapolis 12-1-85

Longest TD Runs—8t vs. Indianapolis 12-1-85

Most TD Runs—One (eight yards) vs. Indianapolis 12-1-85

**OTHER STATS:** Fumbles: 1984-4, 1985-5. Fumble Recoveries: 1984-1.

**RUSHING**


Year	G	No.	Yds.	Avg.	LG	TD
1984	14	2	-11	-5.5	0	0
1985	16	7	27	3.9	13	1
Totals	30	9	16	1.8	13	1

**PLAYOFF STATISTICS**

**GAMES PLAYED/STARTED:** 1985-3/2.

**RECEIVING****PUNT RETURNS****RUSHING**

Year	G	No.	Yds.	Avg.	LG	TD	No.	FC	Yds.	Avg.	LG	TD	No.	Yds.	Avg.	LG	TD
1985	3	4	71	17.8	39	1	6	0	34	5.7	12	0	1	3	3.0	3	0

**ERNEST GIBSON 43**

CB 5-10 185

FURMAN 3rd year

DOB: 10-3-61 at Jacksonville, FL

HOW ACQUIRED: D-6, 1984 (151st)

**PRO:** His 2nd year as a pro will have to go down as one of being injured a great deal of the time...was placed on Injured Reserve with pectoral muscle pull on 9-3, day after final cutdown to 45 players, and was taken off IR on 10-4...finished regular season with four unassisted tackles (also had two unassisted tackles on special teams) and had one pass knockdown. In playoffs, had five tackles (four first-hits)...vs. Buffalo, on 10-13, suffered shoulder sprain...at Cleveland, on 10-6, saw first bit of action...vs. Miami, on 11-3, injured left hip and did not play vs. Indy, on 11-10, because of injury...at NY Jets, on 11-24, and at Indy, on 12-1, did not play, although dressed (hip injury)...at Miami, on 12-16, saw most playing time of season as nickel back...in 1984 broke into the starting lineup at left cornerback midway through season vs. Miami (10-21)...he finished the season with 24 solo tackles and eight assisted, had one fumble recovery (vs. Buffalo, 11-11), two interceptions (for four yards) and was second on the team to Clayborn in deflections with 11...started consecutive games, beginning with Miami and ending with Philadelphia (12-9); 2nd-year CB Ronnie Lippett, the player Ernest shared the CB spot with, started the other eight games...had to miss most of the Denver game (11-4), suffering sprained ankle in early going...had 5 solo tackles vs Miami (10-21) in his first pro start.

**COLLEGE:** Selected to the Kodak I-AA All-America First Team, All-Southern Conference First Team, All-South Carolina and played in the Blue-Gray Game...was originally a walk-on wide receiver, but was switched to defensive backfield in preseason as a freshman and went on to start every game (47) at defensive back for the Paladins during his collegiate career...one of the team's co-captains his senior year, he was awarded an athletic scholarship his sophomore year...as a senior, was involved in 58 total tackles, and also had three interceptions, one fumble recovery and led the team in pass deflections with 11...had 12 career interceptions...in his senior year, had an interception vs. Georgia Tech to enable Furman to win, 17-14...was playing his fifth year in 1983, having missed the 1979 season due to a broken finger...ran track two years at Furman, and was member of conference championship 440 relay team in 1981.

**PERSONAL:** Single...graduated with a degree in political science...was accepted to Florida State Law School upon college graduation and someday hopes to go to law school...was awarded an NCAA Post-Graduate Scholarship in '84...works in bank during off-season, learning management skills...bought a home in Jacksonville in off-season...a graduate of Bishop Kenny High in Florida, he was an All-Area, All-Conference and All-City performer in HS...in HS track, won All-Conference honors in the 100, 200 and 400 meter runs...hobbies: jogging, racquetball and tennis.

**GAMES PLAYED/STARTED:** 1984-15/8, 1985-9/0 (On Injured Reserve List 8-19-85 to 10-4-85).

#### DEFENSIVE STATISTICS

Year	G	Tackles		Assists	Sacks	QB Press.	Fum. Rec.	Pass Def.
		Solo						
1984	15	24		8	—	—	1	11
1985	9	4		0	—	—	—	1
Totals	24	28		8	—	—	1	12

#### INTERCEPTIONS

Year	G	No.	Yds.	Avg.	LG	TD
1984	15	2	4	2.0	4	0
1985	9	—	—	—	—	—
Totals	24	2	4	2.0	4	0


**OTHER STATS:** Punt Returns: 1984-one for three yds.

#### PLAYOFF STATISTICS

#### DEFENSIVE STATISTICS

Year	G	Tackles		Assists	Sacks	QB Press.	Fum. Rec.	Pass Def.
		Solo						
1985	4	4		1	—	—	—	—

**GAMES PLAYED/STARTED:** 1985-4/0.



**STEVE GROGAN 14**

QB 6-4 210

KANSAS STATE 12th year

DOB: 7-24-53 at San Antonio, TX

HOW ACQUIRED: D-5a, 1975 (116th)

**PRO:** Had the whole pro football world—even the entire sports world—talking about his amazing comeback, as came off bench in 2nd quarter to replace injured Eason vs. Buffalo, on 10-13, and spearheaded NE to 14-3 win in 1st appearance since coming out 3rd game of 1984 season, vs. Seattle on 9-16...went 15 of 19 for 282 yards with one TD (16 yarder to Fryar) and one interception...that completion percentage of 78.9% tied his 2nd best game of his career and his 282 yards was the 10th best of his career...NE had 2-3 record going into that Buffalo game, but Steve led team to six consecutive wins, before suffering injury at NY Jets, on 11-24 (completed three of 1st four passes for 45 yards before getting hurt...placed on IR on



11-30 for fractured tibia in left knee (repaired on 11-26) and also had sprained medial collateral ligament damage...was activated on 1-3 (replacing D. Williams)...dressed but did not play at LA playoff game on 1-5, or at Miami, on 1-12...in 4th quarter of regular season games played, went 24 of 29 for 465 yards, with four TDs and no interceptions; also ran for two 4th quarter TDs, both game-winners and in the second half of those same games, was 47 of 75 for 819 yards with six TDs and no interceptions...NE outscored foes, 101-32, in the six 2nd halves that he played (74-16 in 4th quarter)...in coming in for Eason vs. Buffalo, fumbled first snap (Bills recovered), but in next series, completed 56 yard bomb to Fryar to end half...vs. NY Jets, on 10-20, made 1st start since 3rd game of 1984 season; on 2nd and 3 situation in 4th quarter, faked handoff to Collins, ran into EZ untouched for winning TD with 3:23 left (didn't tell anyone but Collins and Morgan on naked reverse); TD his 30th career rushing TD and his 31st career TD...vs. Tampa, on 10-27, went 14 of 21 for 327 yards...named team's starting QB for rest of season on 10-28...vs. Miami, 11-3, led team to 4th quarter drives of 80 yards each, with 22 yarder to Collins and 21 yarder to James big plays on 1st drive—drive ended on 4th and one from Miami 28 (Moore and Tatupu in backfield), handed off to Tatupu, who tossed back to Grogan and Grogan hit Hawthorne for 28 yard TD to make score, 13-10 for Miami. On 2nd drive of 80 yards, scored TD of one yard around right end on 2nd and goal from Miami one...vs. Indy, 11-10, had TD passes of 19 yards to Morgan and 5 yards to Fryar for 1st time in season NE had two passing TDs in a game...vs. Seattle, on 11-17, threw two TD passes in 4th quarter in going five for five in quarter (23 and 13 yard TDs to James and Fryar)...did not throw an interception in 4th quarter of the seven regular season games he played (six starts)...came in for Eason in Super Bowl and hit on 17 of 30 passes (56.7%) for 177 yards, with one TD (eight yarder to Fryar, 1:46 into 4th) and had two interceptions...was selected the team's Co-MVP by the 1776 Quarterbacks Booster Club (with Craig James) at end of season.....is tied for 18th (with Tatupu) for games played for Patriots with 121 (needs five games to reach the top 15)...holds nearly ever career passing record in team's history—career attempts (2,837), completions (1,474), yards (21,581), TDs (146) and interceptions (167). His 7.61 yards per attempt is 2nd in NE history and his 52.0 completion % is 3rd best...enters 1986 with 192 career points, and needs eight points to become the 9th 200-point scorer in team history...his 31 rushing TDs is 3rd on team's all-time list (behind Jim Nance's 45 and Sam Cunningham's 43) while his 32 total TDs is 7th in team history...only five quarterbacks in NFL history have scored more TDs, and only six have scored more rushing TDs...his 5.2 ave. per rush (on 397 carries) is the best in team history for those with 100 or more carries...was checked during off-season (2-24-86) for possible operation for shoulder tendinitis and was told did not need operation for injury he first suffered first week of August in training camp (did not play in first two preseason games because of injury)...worked hard during off-season to strength the arm and get rid of problem...in 1984, started the first three games and hit on 32 of 68 passes for a 47.1 percentage, for 444 yards with three TDs, six interceptions...in regular season opener at Buffalo (9-2), he directed team to three TDs in their first four possessions and a 21-0 lead (eventually won, 21-17)...went 12 of 22 for 227 in season opener at Buffalo (9-2), and threw two TDs in that game, including a 65-yarder to Stephen Starring on 2nd play of season...Off to the best start of his career '83, Steve was the AFC's top rated passer for weeks 3-6 and rated among the top three AFC passers in ten of the first eleven weeks of the year...his great success came to a quick halt when he suffered a fractured left fibula on 11-20-83 in a loss to Cleveland...he suffered the fracture when hit by blitzing LB Tom Cousineau mid-way through the second stanza...the injury sidelined him for the final five weeks of the season...his loss was a big one for the Patriots' offense which had averaged 21.5 points per game over 11 weeks and scored just 37 points in the five games that he missed...having set four club passing marks in 1982, Steve passed Babe Parilli in two other passing categories during 1983 to capture every major club career passing record...included among the 15 TD passes were five scoring strikes of 40 yards or longer...in the season opener (9-4-83), Steve hurled TD passes of 73 yards to rookie Stephen Starring and 50 yards to Stanley Morgan...with only 3:59 to play at Pittsburgh on 9-25-83, Steve threw a 76-yard TD pass to Starring to earn a come-from-behind 28-23 win over the Steelers...that pass equaled his previous career longest completion set on a 76-yard TD pass to Stanley Morgan against Miami on 11-8-81...gained 108 yards on 23 carries (4.7 avg.) in 1983...his valuable impact on the team in 1983 earned him the 1776 Fan Club MVP Award...after losing the starting QB duties to Matt Cavanaugh early in 1982, Steve regained the starting spot for the final six games of the year...in his first start of '82, he connected with Stanley Morgan for a 62-yard TD pass on just the third play of the game in a 29-21 win over Houston (11-28-82)...with Steve calling signals, the Patriots won four of their last six games to earn a playoff spot...he finished the year as the AFC's fourth rated passer and seventh in the whole NFL...his 5.7% TD rate was second among AFC QBs to only Terry Bradshaw and third in the league...he also had the league's fourth lowest interception percentage (3.3)...in

the second game of 1981, Steve was forced out of action at Philadelphia with a neck injury that knocked him out of the starting lineup for the next four games...in the 11th game of the year, he suffered a left knee injury when tackled by Jet DE Mark Gastineau and he was lost for the rest of the 1981 campaign...he had a stellar performance in a narrow 28-24 loss to the Jets at New York on 10-11-81 with 11:29 to play in the third period, he came off the bench to replace an ineffective Matt Cavanaugh and finished the day by completing 19 of 32 passes for 330 yards and one TD...he also threw for 355 yards vs. Miami (11-8-81) and 306 yards at Washington on 10-25-81...with a league leading 8.61 yards per attempt mark in 1981, he became only the second player since the AFL-NFL merger to lead the NFL in the category for two consecutive years...Terry Bradshaw also accomplished that feat in 1977 and 1978...caught a sixteen yard pass from Andy Johnson on an option pass for a first down in the season opener vs. Baltimore (9-6-81) and hauled in another pass from Johnson for nine yards at Oakland (11-1)...leading the AFC in passing for the first seven weeks of the 1980 season, Steve was off to a fast start that was slowly and painfully halted by two knee injuries...over the first seven games, he completed 98 of 156 passes (62.8%) for 1,398 yards and 11 TDs in leading the Patriots to six wins in their first seven starts...a sprained left knee suffered in Seattle (9-21) and a sprained right knee incurred the following week vs. Denver (9-29) began to take their toll as Steve began to lose his feared mobility by the season's midway point...in the season's 12th game, he finally sat down to rest the ailing knees and in doing so, he had a five-year, 76 consecutive regular season game starting streak snapped...in that game, Matt Cavanaugh led the Patriots to a 47-21 win over Baltimore (11-23) but he too injured his left knee...the following week, Steve started once again, but threw a career high six interceptions in a 21-17 loss at San Francisco...that would mark his final action in the '80 season...Steve led the Patriots to seven wins while having the best day of his six year career at Houston on 11-10...in a last minute 38-34 loss to the Oilers, he completed 25 of 39 passes for 374 yards and 3 TDs...the Patriots third ranked rusher with 112 yards on 30 carries, he also broke QB coach Babe Parilli's club record (55.3%) for passing completion percentage in a season with a 57.2% mark...in 1979, he tied with Brian Sipe of Cleveland for NFL leadership in TD passes (28) while topping the league in TD percentage (6.6) and rushing by a QB (368 yards on 62 attempts)...his 3286 passing yards that year was the second best seasonal performance in club history behind only Parilli's 3465 yards in 1964...on the year, he had four games in which he passed for over 300 yards...underwent minor knee (right) surgery in April, 1980 and was working out only a few days later...had an incredible day in leading Patriots to a record setting 56-3 win over the Jets (9-9-79), completing 13 of 18 passes (72.2%) for 315 yards and 5 TDs...threw for over 200 yards on five occasions during 1978, including another stellar job against the Jets (10-29-78) that saw him hit on 15 passes for 281 yards and 4 TDs...his 539 rushing yards enabled the Patriots to become the first team ever to have four members of the same backfield break the 500-yard rushing mark in the same campaign (1978)...completed a herculean task of calling every one of the Patriots 922 offensive plays in 1977...his 13 rushing TDs in 1976, beating previous high mark for NFL QBs, established Steve as the game's most feared running QB...as a rookie, he played in 13 games, starting in seven of the last eight contests...had the second best day of his pro career that year vs. Buffalo (11-23-75), completing 25 of 46 attempts for 365 yards...was the 116th player chosen in the 1975 draft.

**COLLEGE:** Started for K-State as a junior and senior...during career completed 166 of 371 attempts for 2213 yards, 12 TDs and 26 interceptions...also ran for additional 585 yards and six TDs on 339 tries during that span...part-time punter as a junior and senior, hitting seven punts for 279 yards (39.9 avg.)...caught a 22-yard TD pass as a senior.

**PERSONAL:** Married (Robbi)...father of two sons, Tyler (6) and Tanner (4)...raised in Ottawa, KS...his father Jim is a high school teacher in Ottawa and is also the receivers coach for Ottawa College...Steve's brother Scott is also a football coach who handles the wide receivers for the University of Nebraska at Omaha...had high school football field named after him (in Ottawa, KS) in late April...; is one of best golfers on team, playing in numerous celebrity tourneys; hosted golf tournament for March of Dimes in early May...is active speaker for Patriots PR office during off-season...involved in Swedish housing firm, which imports and then sells houses and condo units to developers he is also one of the most active Patriots in the Friends of Wrentham, a fund raising group that benefits the Wrentham State School for the Mentally Handicapped.

**GAMES PLAYED/STARTED:** 1975-13/7, 1976-14/14, 1977-14/14, 1978-16/16, 1979-16/16, 1980-12/12, (Had a 76 consecutive game starting streak), 1981-8/7, 1982-6/6, 1983-12/12, 1984-3/3, 1985-7/6, Total: 121/113.

# PASSING

Year	G	Att.	Comp.	Pct.	Yds.	TD	Int.	LG	LAP
1975	13	274	139	50.7	1976	11	18	62t	22-207
1976	14	302	145	48.0	1903	18	20	58t	18-155
1977	14	305	160	52.5	2162	17	21	68	14-155
1978	16	362	181	50.0	2824	15	23	75t	22-199
1979	16	423	206	48.7	3286	28*	20	63t	45-341
1980	12	306	175	57.2	2475	18	22	71	17-138
1981	8	216	117	54.2	1859	7	16	76t	19-137
1982	6	122	66	54.1	930	7	4	62t	8-48
1983	12	303	168	55.4	2411	15	12	76t	29-195
1984	3	68	32	47.1	444	3	6	65t	7-45
1985	7	156	85	54.5	1311	7	5	56	11-86
Totals	121	2837	1474	52.0	21581	146	167	76t	212-1706

NOTE: Grogan is the Club Leader in all career passing categories except percentage.

\*Tied as NFL Leader

# RUSHING

Year	G	No.	Yds.	Avg.	LG	TD
1975	13	30	110	3.7	14	3
1976	14	60	397	6.6	41t	12#
1977	14	61	324	5.3	41	1
1978	16	81	539	6.7	31	5
1979	16	64	368	5.8	26	2
1980	12	30	112	3.7	19	1
1981	8	12	49	4.1	24t	2
1982	6	9	42	4.7	19	1
1983	12	23	108	4.7	17	2
1984	3	7	12	1.7	13	0
1985	7	20	29	1.5	12	2
Totals	121	397	2090	5.3	41t	31

#Club Record

# PLAYOFF STATISTICS

**GAMES PLAYED/STARTED:** 1976-1/1, 1978-1/1, 1982-1/1, 1985-1/0. Total: 4/3.

# PASSING

Year	G	Att.	Comp.	Pct.	Yds.	TD	Int.	LG	LAP
1976	1	23	12	52.2	167	1	1	40	0-0
1978	1	12	3	25.0	38	0	2	18	1-3
1982	1	30	16	53.3	189	1	2	22t	4-29
1985	1	30	17	56.7	177	1	2	24	4-33
Totals	4	95	48	50.5	571	3	7	40	9-65

# RUSHING

Year	G	No.	Yds.	Avg.	LG	TD
1976	1	7	35	5.0	10	0
1978	1	1	16	16.0	16	0
1982	1	0	0	0.0	0	0
1985	1	1	3	3.0	3	0
Totals	4	9	54	6.0	16	0

# Single Game Career Highs

Pass Attempts — 46 at Buffalo 11-23-75

Completions — 25 at Buffalo 11-23-75 and at Houston 11-10-80

Yards Passing — 374 at Houston 11-10-80

Highest Percentage — 81.8% (9-11) vs. NY Jets 9-18-83

78.9% (15-19) vs. NY Jets 10-29-78, 78.9% (15-19) vs. Buf 10-13-85.

Longest Completion — 76t to Stephen Starring at Pittsburgh 9-25-83

76t to Stanley Morgan vs. Miami 11-8-81

TD Passes — 5 vs. NY Jets 9-9-79

Interceptions — 6 at San Francisco 11-30-80

Times Sacked — 8 for 87 yds. vs. Buffalo 12-14-75

Rushing Attempts — 12 at Buffalo 11-20-77

Rushing Yards — 103 vs. NY Jets 10-18-76


Longest Run — 41t vs. NY Jets 10-18-76 and 41 vs. Seattle 10-9-77

**GROGAN'S PASSING VS. EACH TEAM**  
1975-85

	GP						—BEST GAME—		
		ATT- COMP	Yds.	Int.	TD	DATE	ATT- COMP	Yds.	TD
Buffalo	16	418/201	3241	29	18	11-23-75	46/25	365	2
Balt./Indy	14	350/179	3028	21	19	10-28-78	36/15	317	2
New York Jets	17	365/198	2985	16	26	10-11-81	32/19	330	1
Miami	17	406/207	2772	22	13	11-29-79	38/21	350	3
San Diego	5	135/76	896	5	7	11- 9-75	28/17	245	1
Houston	5	98/57	884	6	8	11-10-80	39/25	374	3
Seattle	5	90/53	763	3	9	9-21-80	24/15	271	3
Pittsburgh	4	99/40	676	5	5	9-26-76	32/13	257	2
San Francisco	3	81/44	653	7	4	11-30-84	32/16	274	0
LA Raiders	3	69/41	617	5	5	11- 1-81	30/17	233	1
Atlanta	3	93/51	605	5	5	12- 4-77	26/12	179	1
Cleveland	3	69/41	523	5	5	9- 7-80	26/17	277	3
Washington	2	61/29	505	4	2	10-25-81	30/17	306	0
Chicago	2	63/34	475	4	3	10-14-79	35/21	244	3
Philadelphia	3	62/29	467	5	3	10- 8-78	23/12	189	1
Cincinnati	2	52/24	360	2	1	10-15-78	26/13	184	0
St. Louis	2	55/27	345	4	2	11-12-75	34/14	173	1
Denver	3	51/27	316	3	2	9-29-80	24/17	209	1
Tampa Bay	2	35/18	277	1	1	10-27-85	21/14	237	1
Green Bay	1	33/17	255	3	2	10- 1-79	33/17	255	2
Minnesota	1	26/12	204	1	2	12-16-79	26/12	204	2
Detroit	2	34/14	176	6	1	10-10-76	25/11	131	1
Dallas	1	29/13	170	2	0	12- 3-78	29/13	170	0
Kansas City	1	16/10	155	2	1	9-18-77	16/10	155	1
LA Rams	1	24/11	125	2	1	11-16-80	24/11	125	1
New Orleans	1	23/9	108	0	2	12- 5-76	23/9	108	2
Totals	119	2837/1474	21581	167	146				

\*Note: In 1975 Grogan played at Cincinnati, 10-12 and vs. Baltimore, 10-19 with no pass attempts. These are not counted as GP in the above chart.

**OTHER STATS:** Fumbles: 1975-6, 1976-7, 1977-6, 1978-9, 1979-12, 1980-4, 1981-5, 1982-2, 1984-4, 1985-7. Fumble Recoveries: 1975-1, 1976-4, 1977-2, 1978-2, 1979-4, 1980-1, 1981-2, 1982-1, 1984-2, 1985-2. Receiving: 1981: two for 16 yds. from A. Johnson vs. Baltimore 9-6 and 11 yds. from A Johnson at Oakland, 11-1, 1983: one for — 8 yds. Grogan's pass was tipped and caught by Grogan for 8 yd. loss.



## DARRYL HALEY 68

OT 6-4 265

UTAH 4th year

DOB: 2-16-61 at Gardena, CA


HOW ACQUIRED: D-2c, 1982 (55th)

**PRO:** Missed entire 1985 season due to colitis ...was placed on Non-Football Injury list 8-26...lost considerable weight during early days of training camp, and had to leave the team's 1st preseason game, vs. New Orleans, on 8-10, when had to leave game due to heat exhaustion...returned to practice in late November...this season, might be tried on left side of line (is left-handed) to add to his versatility...in 1984 became the starter at the right tackle position when the Patriots traded Bob Cryder to Seattle on July 31, 1984...he had a fine season, and started in all 16 games...he and RG Ron Wooten combined to give the Patriots a solid combination to go along with LG Hannah and LT Holloway...came of age at Jets (9-30-84) when he blanked the league's sack-leader Mark Gastineau from getting to QB Eason...he is a fine athlete (also played basketball in college)...Darryl recorded his first pro starts in '83 when he filled in for the injured Bob Cryder at right OT at Atlanta (10-30-83) and vs. Buffalo (11-16-83)...he played in all 16 games in '83 seeing spot duty at OT and as a regular on special teams...saw considerable action on the Patriots' offensive line during 1982 and played in all nine regular season games as a regular on special teams.....Darryl was the third of three Patriots' second round draft choices in 1982...he was the 55th player selected overall and was taken with one of two second round picks acquired from San Francisco in exchange for the Patriots' second round choice in '82.

**COLLEGE:** Darryl was the first player from the University of Utah ever drafted by the Patriots...was the third youngest player selected in the '82 draft...became a starting OG as a senior...played both football and basketball during his senior year...played in the Olympia Gold Bowl and received Honorable Mention All-Wac recognition as a senior.

**PERSONAL:** Single...graduated from Utah with degree in Commercial Physical Education and minor in Marketing in June '85...spends much of his offseason time visiting schools for handicapped children...resides in the Salt Lake/Holiday area (Utah)...enjoys basketball, jogging, traveling and reading...help runs a white-water rafting company in Salt Lake City area, and donated company's services to needy youngsters last summer... was the Patriots United Way spokesman in 1985 season.

**GAMES PLAYED/STARTED:** 1982-9/0, 1983-16/2, 1984-16/16, 1985-On Reserve-Non-Football Injury List entire season. Total: 41/18.



## **GREG HAWTHORNE 40**

**WR 6-2 225**

**BAYLOR 8th year**

**DOB: 9-5-56 at Fort Worth, TX**

**HOW ACQUIRED:TR-Pittsburgh, 1984 (1-28th)**

**PRO:** Was involved in the most daring play for Patriots in 1985 (possibly in the NFL) as caught TD pass vs. Miami, on 11-3, on 4th and one situation from 28 yard line and 11:42 left. It was a flea-flicker pass from Grogan on toss-back from Tatupu. It was his first TD since 1982 and only his 2nd catch of season. Had other an eight yarder in opener vs. Green Bay, on 9-8 and added a six yard catch at Miami, on 12-16 for three catch total for 42 yards in year...in AFC title game, at Miami, on 1-12, recovered fumble on 2nd half kickoff (forced by Tatupu) to set up TD...vs. Cincinnati, on 12-22, had kickoff return of 13 yards...in Super Bowl, had run of minus-four yards...was valuable member of special teams, with 11 tackles (nine first-hits) tied for 3rd best on club during regular season; in playoffs, led team in special teams tackles with eight, all unassisted...was put on waivers by club on 10-17 to make room for 3rd quarterback (Ramsey) after Eason injury; was called back (Brock put on IR) on 10-27, as reached in making his way to Texas home (found at friend's house in Pittsburgh)...suffered nagging injuries early in season (sprained shoulder at Chicago, on 9-15 and sprained ankle at Buffalo, on 9-22)...in 1984 played in 14 of the 16 games and started one game (vs. Buffalo on 11-11 as H-Back)...saw action as both a wide receiver and H-Back in '84...came to the Patriots from the Steelers on 8-21 for a ninth round draft pick in '85...had two catches vs. both Indy (11-18) and Denver (11-4), with 24 yards vs. Indy and 45 yards vs. Denver...caught first pass as Patriot vs. NY Jets (9-30), a 25-yarder on opening drive...used as both a running back and receiver while playing five years (1979-83) with the Steelers; he had 19 catches for 300 yards (15.8 average), with long of 52 his final year with Pittsburgh...1983 was Greg's best year as a receiver at Pittsburgh; his best year as a running back in 1980 when he rushed for 226 yards in 63 carries for a 3.6 average and four TDs...started 10 games in 59 that he played in Steeler career, starting six of 15 games as a running back in 1980...he had four starts in 10 games as a WR in 1983...he led Steelers in receiving after three games in '83 with 11 catches for 143 yards (13.0 avg.), catching five passes for 49 yards in opening game at Denver (9-4-83)...after three weeks, suffered quad injury that kept him out six games and part of seventh...caught longest pass of the season with 52-yarder vs. Minnesota (11-20-83) to help spark 4th quarter rally...had starting spot in three of last four games in '83, but hamstring pull scratched him for playoffs...in last regular season game at Cleveland (12-18), caught five passes for career high 66 yards...began '83 season in best position with Lynn Swann's retirement and Jim Smith's USFL signing...in '82 switched from RB to WR for first three games and had three clutch catches in 26-20 OT win vs. Cincinnati...had crucial 22-yard third down grab in season opener Monday night won at Dallas (9-13-82)...in 1982, played in all regular season games after having his least productive and most injury-filled season in '81...in 1980, started six games as RB after strong training camp, but wrist, shoulder and rib problems set him back...as No. 1 pick in '79, suffered pulled hamstring on first day of camp running 40, missing rest of camp—scored TD in first regular season rushing attempt (9-9-79) on eight-yard run vs. Houston.



**COLLEGE:** In four years as a starter at Baylor, he played tight end, running back and receiver in his collegiate career...gained 1,184 yards rushing on 236 carries and caught 45 passes for 579 yards in college...scored seven career TDs, rushing for 100 yards three times and caught TD passes of 74 and 80 yards...senior year curtailed when suffered broken hip vs. Ohio State (1978) in 3rd game...majored in sociology in college.

**PERSONAL:** Married (Linda), daughter Whitnee Lynn (5) and Gregory, Jr. (3)...graduated from Polytechnic High School (Fort Worth, Texas), where lettered in football, basketball and track...lives in Ft. Worth during off-season, where is part-time hog raiser...also owns small dump truck service there...hobbies: racquetball, fishing.

**GAMES PLAYED/STARTED:** 1979-15/0, 1980-15/6, 1981-10/0, 1982-9/0, 1983-10/4, 1984-14/1, 1985-15/0, Total: 88/11.

#### OFFENSIVE STATISTICS


OVERALL CAREER												
		RUSHING						RECEIVING				
Year	Club	G	No.	Yds.	Avg.	LG	TD	No.	Yds.	Avg.	LG	TD
1979	Pitt.	15	28	123	4.4	19	1	8	47	5.9	17	0
1980	Pitt.	15	63	226	3.6	15	4	12	158	13.2	33	0
1981	Pitt.	10	25	58	2.3	16	2	4	23	5.8	12	0
1982	Pitt.	9	15	68	4.5	11	0	12	182	15.2	46t	3
1983	Pitt.	10	5	47	9.4	20	0	19	300	15.8	52	0
1984	NE	14	0	0	0.0	0	0	7	127	18.1	26	0
1985	NE	15	0	0	0.0	0	0	3	42	14.0	28t	1
Totals		88	136	522	3.8	20	7	65	879	13.5	46t	4

#### KICKOFF RETURNS

Year	Club	G	No.	Yds.	Avg.	LG	TD
1979	Pitt.	15	2	46	23.0	23	0
1980	Pitt.	15	9	169	18.8	36	0
1981	Pitt.	10	7	138	19.7	30	0
1982	Pitt.	9	—	—	—	—	—
1983	Pitt.	10	—	—	—	—	—
1984	NE	14	1	14	14.0	14	0
1985	NE	15	1	13	13.0	13	0
Totals		88	20	380	19.0	36	0

#### PLAYOFF STATISTICS

**Rushing:** 1982-two for 3 yards, 1985-one for-4 yards. Fumble Recoveries: 1985-1.



### BRIAN HOLLOWAY 76

OT 6-7 288

STANFORD 6th year

DOB: 7-25-59 at Omaha, NE

HOW ACQUIRED: D-1, 1981 (19th)

PRO BOWL: 1984, 1985, 1986

**PRO:** Had another fine season in being selected to the Pro Bowl for the 3rd consecutive season...vs. Green Bay, on 9-8, broke little finger on right hand...at Chicago, on 9-15, played with cast on right hand to protect finger...at Buffalo, on 9-22, started despite having surgery earlier in week (Monday)...vs. Indy, on 1-10, came up with big fumble recovery after 27 yard run by James to save an 81 yard TD drive in 3rd quarter...at Miami, on 12-16, recovered another fumble, this by Eason, after sack deep in NE territory...was selected All-AFC by Football News, AP All-Pro 2nd team, UPI All-AFC 2nd team, *College and Pro Football Newsweekly* All-Pro 2nd team and also to NBC AFC Superteams Competition...one of eight Patriots to start all 20 games in season (one of three on offense)...in 1984 started all 16 games (46 consecutive starts, since 1981)...Brian had fine outing at NY Jets (9-30) as Patriots did not allow any sacks vs. AFC East foe...Brian earned the starting left tackle role with five games to play in his rookie season of 1981...in his first full year as a

starter in 1982, Brian was an integral part of the Patriots' ground attack that churned up 1,347 yards, just 24 yards behind league rushing champion Buffalo (1,371)...in 1983 he and his linemates paved the way for a Patriots' rushing force that had the league's best per carry average of 4.9 yards...in his first two seasons as a full time starter (1982-83), the Patriots rushed for more total yards (3,952) than any other NFL team...the second OT and 19th player overall selected in the 1981 draft, Brian was a regular on the special teams as a rookie.

**COLLEGE:** A tough competitor, he gashed his hand in '81 Senior Bowl and following stitches that closed the injury, he returned to finish the game...although he had the outer cartilage removed from both knees in '78 and '79 offseasons, he played in all 11 games in his junior and senior years...Stanford's top shot putter in '79 with a 52-11 toss...was high school All-America pick despite just playing two years of collegiate ball.


**PERSONAL:** Married (Bette)...has son, David (3)...Brian took the Law School Admissions Test in June, 1984 and plans to enter law school in the future...he enjoys carpentry and has refurbished three buildings on a farm he owns in the upstate New York town of Stephentown...in 1984, was a popular speaker for anti-drinking and driving groups, MADD and SADD; he was national spokesman against heavy drinking for NFL and Distillers Assoc....in 1984 donated jersey he wore in Pro Bowl to be auctioned off for Chris McAuliffe Fund, the school teacher from Concord, N.H., who died in Appollo space accident...also organized celebrity for NASA space shuttle children's fund...late last season developed and marketed the very successful Hit Man Poster, which featured NE linebackers in drawing, with monies going to Pine St. Inn and the Roxbury Boys Club...is very active member in NFL Players Association as NE team rep; was voted 1st VP (behind Tampa Bay's Marvin Powell); was elected to the Executive Counsel of the NFL PA...was asst. campaign manager for dad's congressional campaign (8th district in Maryland); dad is retired Air Force pilot and an executive for the Ford Motor Company...brother, Jonathan is a sophomore football player at Stanford...was quite active in speaking to high schools about drug abuse...developing proposal to put before NCAA for five year scholarship program, with 1st year student-athlete must be full-time student, with no sports until 1st year adjustment and training period is over...wife, Bette, is the daughter of former Boston Bruins standout John (Pie) McKenzie; Bette worked as an intern for Joe Kennedy congressional campaign during summer—she studied art/history as well as political science at Wellesley College and Harvard University...says greatest moment as Patriot came when looked at clock in LA Raiders playoff game, and saw only 20 seconds left, and knowing that NE going to have rematch with Miami Dolphins...hobbies; music, reading...started Northeastern Univ. program in 1984 for Patriots in helping players work towards degrees.

**GAMES PLAYED/STARTED:** 1981-16/5, 1982-9/9, 1983-16/16, 1984-16/16, 1985-16/16, Total: 73/62.

**STATS:** Fumble Recoveries: 1981-1, 1985-2.

### PLAYOFF STATISTICS

**GAMES PLAYED/STARTED:** 1982-1/1, 1985-4/4, Total: 5/5.



## BRIAN INGRAM 51

LB 6-4 235

TENNESSEE 5th year

DOB: 10-31-59 at Memphis, TN

HOW ACQUIRED: D-4B, 1982 (111th)

**PRO:** His lack of playing time at an outside linebacker position goes to show just how much depth the Patriots have at linebacker position... played in all but one game during 20-game season (missed Raiders game of 9-29, with knee problem)... made critical play vs. Jets, on 10-20, in one of biggest games of season—tackled Tony Paige on first and goal from NE's one yard line in 3rd quarter (Jets turned ball over two plays later); was in as replacement for Blackmon (ankle) that game... over regular season, made two tackles (two 1st hits) and added 13 on special teams

(five 1st hits)... in playoffs, had one unassisted special teams tackle and one assisted...in 1984 played in 12 of the 16 games in...suffered a hamstring pull early in 3rd quarter of the Jets game (10-28), and this hampered him a bit the rest of the season...Brian was active for and played in four regular season games in '83 before a knee injury sidelined him for the remainder of the season...Brian was a regular on special teams and saw spot duty at LB before suffering a left knee injury in the Patriots' 28-23 win over the Pittsburgh Steelers (9-25-83)...he was placed on injured reserve on 9-28-83...Brian was on the Patriots' inactive list for the first regular season game at Baltimore his rookie campaign (9-12-82), was then activated and played in eight games recording three tackles, seven assists and one QB pressure...Brian saw spot duty at both OLB spots, as he was forced into duty when starters Larry McGrew and Don Blackmon were sidelined with injuries in '82...best game came at Pittsburgh (12-26-82), when he recorded three tackles, four assists and one QB pressure...the second of two Patriot fourth round draft picks in '82, Brian was selected with the fourth round pick acquired from San Francisco in the Russ Francis trade.

**COLLEGE:** Three year starter at DE...played DT his frosh year...missed the 1980 season with a preseason neck injury...felt it was best to sit out the entire year and return in '81...third leading tackler as a senior with 61 stops...chalked up 211 career tackles and six sacks...played in 1982 Blue-Gray game and Senior Bowl.

**PERSONAL:** Married (Callie)....son, Brian DeWayne Ingram II (2); couple expecting another child in June...likes cooking and basketball as his favorite pastimes...comes from a family of 12 children...played prep football at Hamilton High in Memphis, TN...owns lounge in Atlanta, Ga.

**GAMES PLAYED/STARTED:** 1982-8/0, 1983-4/0 (On injured reserve 9-28 through remainder of season). 1984-12/0, 1985-15/0, Total: 39/0.

#### DEFENSIVE STATISTICS


Year	G	Tackles		Sacks	QB Press.	Fum. Rec.	Pass Def.
		Solo	Assists				
1982	8	3	7	—	1	—	—
1983	4	2	5	—	—	—	—
1984	12	8	2	—	—	—	—
1985	15	2	0	—	—	—	—
Totals	39	15	15	—	1	—	—

#### PLAYOFF STATISTICS

**GAMES PLAYED/STARTED:** 1982-1/0, 1985-4/0, Total: 5/0.

#### DEFENSIVE STATISTICS

Year	G	Tackles		Sacks	QB Press.	Fum. Rec.	Pass Def.
		Solo	Assists				
1982	1	1	—	—	—	—	—
1985	4	—	—	—	—	—	—
Totals	5	1	—	—	—	—	—



## CRAIG JAMES 32

RB 6-0 215

SMU 3rd year

DOB: 1-2-61 at Jacksonville, TX

HOW ACQUIRED: D-7, 1983 (187th)

PRO BOWL: 1986

**PRO:** Had the 2nd finest rushing season in the team's history , with 1,227 yards in his 1st full year as a starter...became the team's 4th player in history (and 5th time it was done) to rush for more than 1,000 yards in a season (had 263 carries for fine 4.7 ave)...only Jim Nance has had more in one season, with 1,458 in 1966..in doing so, was selected to the Pro Bowl for 1st time (had one rush for five yards in Pro Bowl and had one catch for seven yards)...credits runningmate Tony Collins for his fine blocking in 1985...enters 1986 with 2,017 career yards, putting him

in an 8th-place tie with Andy Johnson. He needs 62 yards to pass Grogan and is 219 yards from passing 6th-place Carl Garrett (who had 2,235 between 1969-72)...one of nine Patriots to rush for more than 2,000 career yards...his 4.8 career ave. in 432 carries is the highest in team average among players with 400 or more carries...had all five of the team's 100-plus rushing games, with best of 142 vs. Cincinnati, on 12-22 on 25 carries for a 5.7 ave.; also had 100-plus vs. Miami, on 11-3, with 119 yards on 23 rushes; at NY Jets, on 11-24, had 108 yards on 14 rushes; vs. Detroit, on 12-8, had 115 yards on 26 rushes. In playoffs, had two more 100-plus games, with 104 on 23 rushes at LA Raiders, on 1-5 and 105 yards on 22 rushes in AFC title game at Miami, on 1-12; had four other games in which had in the 90s...had four straight games with 90 or more rushing yards, from 10-20 vs. Jets to 11-10 vs. Indy...142 yards vs. Cincinnati, on 12-22, was a career high...led team in playoff rushing yards with 259 on 72 rushes for 3.6 ave...led team in rushing yardage in 17 of the 20 games...caught 27 passes for 360 yards as 5th top receiver on club, and had team record 90 yard TD catch from Eason at Chicago, on 9-15 (also Soldiers Field mark); caught six more passes over playoffs for 90 yards, with long of 24...previous long catch for NE was 88 yarder from Jim Plunkett to Randy Vataha at Baltimore in 1971...led team in passes caught in two games, at NY Jets, on 11-24, when had six catches for 58 yards and at LA Raiders, on 1-5, when had three catches for 48 yards (also had five catches for 79 yards vs. Buffalo, on 10-13)...started all but one game over 20-game season (didn't start vs. Buffalo, on 10-13)...led team with five rushing TDs, including 65 yarder vs. Green Bay, on 9-8; had 22 yard TD at Tampa Bay, on 10-27...in regular season, was two for two on passes, both TDs to Tony Collins (11 yarder at Tampa Bay, on 10-27 and five yarder at Buffalo, on 9-22); also completed only pass in playoffs, with eight yarder at LA Raiders, on 1-5...the Buffalo pass was his 1st career pass, and was team's 1st non-quarterback pass in two and a half years— since Andy Johnson threw pass...started off slowly, with five yards on seven rushes at Chicago, on 9-15 and six yards on seven rushes vs. Buffalo, on 10-13...came up with big fumble recover vs. Miami, on 11-3, when fell on Grogan fumble late in 2nd quarter at NE 28 and Dolphins leading 10-3...set NE playoff record for rushing yards in a game with 105 vs. Miami, on 12-16, with 104 yards at Raiders, on 1-5, following (for only times team has had rusher with more than 100 yards in playoffs)...his 23 rushes at LA Raiders in playoffs also a team record (followed by 22 he had at Miami and at NY Jets)...in addition to being picked 2nd team Pro Bowl, was named honorable mention AP All-NFL, 1776 Quarterback Club Co-MVP (with Grogan) and was in NBC Superteams competition (was asked to be in Superstars competition, but could not make it)...in 1984, broke into the starting lineup at Denver (11-4), and started the final seven games of the season...he finished as the team's top rusher with 790 yards in 160 carries for a fine 4.91 average...was named 1776 QB Club's Rookie-of-the-Year, as well as UPI All-Rookie team...ran for 43-yarder on draw play late in Thanksgiving game at Dallas (11-22) that set up one-yard TD with 44 seconds left and tied the game at 20-20...the following week, he had a 73-yard run in first half of Cardinals game (12-2) that turned out to be the team's longest run from scrimmage in season and 7th longest run from scrimmage in Patriots history...he tied with Eason for longest TD run of the season with a 25-yarder vs. Jets (10-28-84)...Craig caught 22 passes (tops among the team's running backs) for 159 yards, for a 7.2 average, with long of 16 yards...he came into his own when had 79 yards in 10 carries vs. Jets on 10-28, with all his yardage coming in the second half...Craig was voted third alternate for the Pro Bowl, not bad for a guy who broke into the lineup late in the season...signed as a free agent from the Washington Federals of the USFL in April of '84 (selected first round — 4th player selected in USFL draft)...signed a three year contract with the Patriots...with the Federals, he suffered a back injury, missing from March 19th to April 14th last season...ran the ball 202 times for 823 yards for 4.1 average and four TDs; caught 40 passes for 342 yards, 8.6 average with two TDs...was the ninth-leading rusher in the USFL, despite missing four games...in spring of '84, with the Federals, had 16 carries for 61 yards (3.8 average) and one catch for 13 yards before suffering strained knee ligament in the second game.

**COLLEGE:** Was selected All-Southwest Conference three consecutive years...had 3,742 yards in his career, second on SMU's all-time list and third in conference history (behind Eric Dickerson and Earl Campbell)...caught 51 passes in his career for 650 yards...as senior, rushed for 938 yards on 197 carries; caught 11 passes for 208 yards, including a 96-yarder against North Texas State. That is the longest pass play in SWC history...alternated plays with Dickerson to form the "Pony Express" at SMU (each enjoyed three 1,000 yard seasons)...played under former Patriots coach Ron Meyer his first three collegiate years...was selected to play in the 1983 Japan Bowl...ranked sixth in the nation in punting with a 44.9 average, best in the SWC...lost only 11 games throughout his high school and collegiate careers...as a junior, became the first player in 21 years to be named to two positions on the All-SWC team...was one punt shy of the minimum of 100 or he would have moved

into the NCAA's career top 10...became team's punter midway through junior year...also held for kicks...his best rushing season in terms of statistics came in 1981 with 1,147 yards, second best in league behind Dickerson...in his four seasons, finished third, second, fifth and sixth among the league's top rushers...in 1981, he and Dickerson became the fifth pair of backs in NCAA history to average 100 yards a game on the same team...rushed for 896 yards in 1980...in the 1980 Holiday Bowl game, was the co-MVP with Brigham Young QB Jim McMahon (now with the Chicago Bears) as he rushed for 225 yards on 23 carries and scored three TDs.

**PERSONAL:** Married, he and wife, Marilyn, have two daughters, Jessica (2-1/2 years) and Caylin (1)...younger brother, Chris, is an outstanding outfield prospect for the Philadelphia Phillies...earned degree in history...worked in commercial real estate and as land brokerage in off-season...hobbies; hunting, golf...attended Stratford High School in Houston, TX where he was selected All-America, All-State, All-Greater Houston and All-District as team won state title...leading rusher in the history of Texas AAAA football for one season with 2,411 yards and 35 TDs...named to *Texas Football Magazine* as the Texas Schoolboy Player-of-the-Year...turned down professional baseball offer out of high school (from Philadelphia Phillies)...full name is Jesse Craig James.

**GAMES PLAYED/STARTED:** 1984-15/7, 1985-16/14, Total: 31/21.

Year	G	RUSHING					RECEIVING				
		No.	Yds.	Avg.	LG	TD	No.	Yds.	Avg.	LG	TD
1984	15	160	790	4.9	73	1	22	159	7.2	16	0
1985	16	263	1227	4.7	65t	5	27	360	13.3	90t*	2
Totals	31	423	2017	4.8	73	6	49	519	8.8	90t*	2

\*—Club Record

**OTHER STATS:** Fumbles: 1984-4, 1985-8. Fumble Recoveries: 1985-4. Kickoff Returns: 1985-one for 0 yards (covered on sides kick). Passing: 1985-2-for-2, 16 yards, 2 TDs, 0 Int.

#### Single Game Career Highs

Most Carries—30 vs. Indianapolis 12-16-84  
 Most Yds. Rushing—142 vs. Cincinnati 12-22-85  
 Longest Run—73 yards vs. St. Louis 12-2-84  
 Most TDs Rushing—2 at Tampa Bay 10-27-85  
 Most Receptions—6, two times, most recent at NY Jets 11-24-85  
 Most Yards Receiving—90 at Chicago 9-15-85  
 Longest Reception—90t at Chicago 9-15-85

#### 100 Yard Rushing Games

1984—at Denver (11-4) 20-120-0 (13)  
 —at Dallas (11-22) 19-122-0 (43)  
 —vs. Indianapolis (12-16) 30-138-0 (19)  
 1985—vs. Miami (11-3) 23-119-0 (14)  
 —at NY Jets (11-24) 14-108-0 (57)  
 —vs. Detroit (12-8) 26-115-0 (11)  
 —vs. Cincinnati (12-22) 25-142-1 (36)

## PLAYOFF STATISTICS

**GAMES PLAYED/STARTED:** 1985-4/4. Fumbles: 1985-3. Passing: 1985-1-for-1, 8 yards, 0 TDs, 0 Int.

Year	G	RUSHING					RECEIVING				
		No.	Yds.	Avg.	LG	TD	No.	Yds.	Avg.	LG	TD
1985	4	72	259	3.6	16	1	6	90	15.0	24	0


#### 100 Yard Rushing Games

1985—at LA Raiders (1-5) 23-104-1 (16)  
 at Miami (1-12) 22-105-0 (13)

### FOR THE RECORD...

Craig James had six 100-plus rushing games in 1985 and the Patriots were 5-1 in those contests (3-0 home, 2-1 away). The Patriots are 52-44-5 in games they've had a player run for 100-plus yards in a game (34-11-3 at home and 18-32-2 away).





## **ROLAND JAMES 38**

**SS 6-2 191**

**TENNESSEE 7th year**

**DOB: 2-18-58 at Jamestown, OH**

**HOW ACQUIRED: D-1a, 1980 (14th)**

**PRO:** Had another standout season from strong safety position, as finished 5th on team in tackles during regular season (88 with 67 1st hits; led secondary) and led team in tackles during the playoffs (with 27, 21 1st hits)...had four interceptions (for 51) to place 3rd on team in regular season, with long of 39 yards (vs. Buffalo, on 10-13, to stop Buffalo drive at NE 20)...added five pass deflections during regular season and led team in forced fumbles with three; in playoffs, had one opponents fumble recovery...vs. NY Jets, on 10-20, made hit in 3rd quarter on Tony Paige and stripped ball on 3rd and goal from NE one (Veris recovered and NE went on to 92 yard TD drive)...had interception vs. Miami, on 11-3, (deflected by McSwain) late in 4th quarter to end Miami's last chance in 17-13 NE win...vs. Indy, on 11-10, had 13 yard punt return and then in 3rd quarter, forced fumble that set up 33 yard, nine-play drive...suffered compound fracture of right index finger in 3rd quarter vs. Indy, on 11-10, and had to leave game ...used special splint next game, at Seattle, on 11-17, and made interception on Seattle's final offensive play of game...at Indy, on 12-1, had interception and return 12 yards to stop Colts 1st drive ...in wildcard playoff game, at NY Jets, on 12-28, led team in tackles with 10 (seven 1st-hits)...thrust into punt returning role due to Fryar injury prior for AFC title game, at Miami, on 12-16...led team in tackles with six solo tackles in AFC title game...enters 1986 season in 6th place on NE's all-time interception list with 20 and in 8th place in return yardage with 237. He needs two more to pass 5th place Don Webb and five to pass Nick Buoniconti. In return yardage, needs 25 to pass Chuck Shonta and 52 yards to pass Ross O'Hanley. With his 13 punt return yardage in 1985, is only the 7th player in NE history to reach 400 yards...needs to play 14 games to become the 26th player in team history to reach the 100-game mark...like his partners in secondary, started all 20 games in 1985...secondary coach Jim Carr likes to call him "our blue collar worker"...in 1984, started all but one game missing the Jets (9-30) game due to pneumonia and bad back, although he did dress for the game, he was in hospital through most of week of game...was seventh on the team in tackles with 85...had arthroscope on his knee upon the close of the season...he has been starter at strong safety since 1982, moving to position when Rick Sanford moved to starting free safety spot...he was the team's second leading tackler with 136 total stops (68 initial hits and 68 assists) in '83 and led the team in fumble recoveries with four...Roland was the Patriots' second leading interceptor in 1983 with five steals ...in the Patriots' 31-0 win at Buffalo on 10-23-83, Roland tied a club record by intercepting three Joe Ferguson passes to set up two TDs and a FG...in the process, he became the first player in club history to record three interceptions in the same quarter...in starting seven games in 1982, Roland had 37 tackles, two sacks, three QB pressures and three pass deflections...was in on many big plays in '82, including an interception to end the game in the Patriots' 3-0 shutout victory over Miami (12-12)...James was active for all nine games in '82, but played in seven as he was hampered with injuries...he did not play at Pittsburgh (12-26) due to a hamstring injury sustained during pre-game warmup drills...he also missed the Patriots' 30-19 victory over the Bills (1-2-83), with a right knee injury sustained in practice...Roland was placed on injured reserve on 1-6-83 with a right knee injury and missed the Patriots playoff game at Miami...in 1981, he started a total of six games including four at right corner and two at SS...Roland had 36 tackles and 15 assists in '81...he also recorded two interceptions and a fumble recovery that same year...as a rookie in 1980, he started the first ten games at SS and became the nickel back for the final six games...on the year, he had 41 tackles and four assists and was second on the team with four interceptions...an exceptional punt returner in college, Roland was the Patriots' top punt returner as a rookie with a 10.0-yard average as he returned 33 punts for a total of 331 yards...that was the second best mark in the AFC...Roland sparked the Patriots to a 34-21 win over the NY Jets (11-2-80) with a 75-yard punt return for a TD...that was the longest punt return in the NFL in '80 and was only the fourth punt return for a TD in club history...the first of two Patriot first round picks (RB Vagas Ferguson the other) in 1980, Roland was the 14th player selected in the draft and the second DB (Mark Haynes of the NY Giants was first) chosen.

**COLLEGE:** A consensus All-America pick for the Vols., he was a four year starter with 288 career tackles...had ten career interceptions, including the third longest in school history, a 90-yard return for a TD vs. Ole Miss in '78...also had 37 punt returns for 356 yards, including an 89-yard return for a TD vs. Vanderbilt in '79...an outstanding trackster, he was clocked at 7.26 secs. in the 60 high hurdles and 13.5 secs in the 110 high hurdles...played in Hula, Senior and Bluebonnet Bowls.

**PERSONAL:** Married (wife: Carmel)...they have three boys—Vernald (10), Roland, Jr. (4) and Roman (born Dec of 1985)...active making speeches during the off-season, as well as working for Special Olympia and Cancer Society...enjoys visiting children's hospitals...likes to swim, cook, listen to music, race go-carts and roller skate...has been working towards completion of a degree in Human Services...raised in the small town of Jamestown, Ohio where his grandather was the fire chief, one uncle was the mayor, another uncle was the assistant police chief and a third uncle was a detective.

**GAMES PLAYED/STARTED:** 1980-16/10, 1981-16/6, 1982-7/7, 1983-16/16, 1984-15/15, 1985-16/16, Total: 86/70.

#### DEFENSIVE STATISTICS

Year	G	Tackles		Sacks	QB Press.	Fum. Rec.	Pass Def.
		Solo	Assists				
1980	16	41	4	—	—	—	6
1981	16	36	15	—	1	1	2
1982	7	23	14	2	3	1	3
1983	16	68	68	2	1	4	9
1984	15	52	33	—	—	1	9
1985	16	67	21	—	NA	—	8
Totals	86	287	155	4	5	7	37

#### INTERCEPTIONS

Year	G	No.	Yds.	Avg.	LG	TD	PUNT RETURNS						
							No.	FC	Yds.	Avg.	LG	TD	
1980	16	4	32	8.0	19	0	33	3	331	10.0	75 t	1	
1981	16	2	29	14.5	21	0	7	2	56	8.0	18	0	
1982	7	3	12	4.0	12	0	0	—	—	—	—	—	
1983	16	5	99	19.8	46	0	0	—	—	—	—	—	
1984	15	2	14	7.0	14	0	0	2	—	—	—	—	
1985	16	4	51	12.8	39	0	2	0	13	6.5	13	0	
Totals	76	20	237	11.9	46	0	42	7	400	9.5	75t	1	

**OTHER STATS:** Fumbles: 1981-1.

#### PLAYOFF STATISTICS

**GAMES PLAYED/STARTED:** 1985-4/4.

#### DEFENSIVE STATISTICS

Year	G	Tackles		Sacks	QB Press.	Fum. Rec.	Pass Def.
		Solo	Assists				
1985	4	21	6	—	—	1	—

#### PUNT RETURNS

Year	G	No.	FL	Yds.	Avg.	LG	TD
1985	4	2	2	2	1.0	2	0



## CEDRIC JONES 83

WR 5-11 184

DUKE 5th year

DOB: 6-1-60 at Norfolk, VA

HOW ACQUIRED: D-3a, 1982 (56th)

**PRO:** Is as solid a back-up receiver as you'll find in the league, as has outstanding hands...in regular season, had 21 catches for 237 yards, with two TDs, including

a 29 yarder at NY Jets, on 11-24, from Eason and three yarder from Eason vs. Green Bay, on 9-8, with eight seconds left in 1st half...had his best game come in opener, vs. Green Bay on 9-8, when tied career high with five catches (for 31 yards; also had five catches for 68 yards at NY Jets, on 11-24...had four catches for 42 yards at Seattle, on 11-17...scored TD on fumble return off kickoff at Miami, on 12-16, (on Monday Night Football from 15 yards out with 7:38 left, making score 27-27 in game Miami won, 30-27; it was his 2nd fumble recovery for TD, with other at Philly in EZ on 12-9-84...vs. Raiders, on 9-29, had 18 yard catch on 3rd and 7 situation from NE 23 that later led to FG...vs. Buffalo, on 10-13, caught 21 yard pass from Grogan on 3rd and 8 to allow NE to continue TD drive (and give NE a 7-3 lead...at Seattle, on 11-17, played great deal for injured Morgan (tight hamstring) and has four catches for 42 yards—had 18 yard screen pass in 3rd quarter and in 4th, had nine yard catch on 2nd and seven to keep team TD drive alive...started in place of Morgan at NY Jets, on 11-24...in wildcard playoff game, at NY Jets, on 12-28, ejected for throwing helmet at Jets player (Mullen)...had five unassisted special teams tackles over regular season and added one during playoffs...an outstanding athlete, could easily have been a standout in basketball and baseball...in 1984, did an impressive job in spelling the injured Stanley Morgan and Irving Fryar, and caught 19 passes over season for 244 yards (a 12.8 average) with two TDs and a long catch of 22 yards...recovered a teammate's fumble in the endzone vs. Philadelphia (12-9) for a TD...started three games over '84—at Buffalo and at Miami and at NY Jets...had both TDs come against Buffalo (11-11 in Foxboro) with seven-yarder and 17-yarder, his 2nd and 3rd career TDs...he had his best game come in that one with five catches for 49 yards (9.8 average); ...Cedric earned the starting spot opposite Stanley Morgan in '83 and started 11 games...in 15 games played in '83, he had 20 catches for 323 yards and one TD...recorded his first pro TD when he grabbed a nine-yard pass from QB Steve Grogan at Baltimore (10-9)...an ankle injury kept him out of the Pittsburgh game (9-25-83), but he returned to action the following week vs. San Francisco and had two receptions for 25 yards...was active for eight games and played in two during his rookie campaign (1982)...his only reception during the regular season in '82 came in Patriots' 30-19 victory over Buffalo (1-2-83), when he caught a five-yard Steve Grogan aerial.

**COLLEGE:** Upon graduating, held ACC record for career TD receptions (21)...as a senior, he was the ACC's leading scorer with 10 TDs as Duke's co-captain...had a team leading 42 receptions in 1981 for a conference best 832 yards (19.8 avg.)...returned 38 kickoffs over three seasons for 897 yards and 23.6 average (one TD)...had best game ever with six receptions for 183 yards and two TDs vs. Maryland in '81...as a soph, had a 229 total yard effort vs. Wake Forest, including a 97-yard KOR for a TD...named to first team All-ACC and AP 2nd Team All-America as a senior...played in '82 Senior Bowl.

**PERSONAL:** Married (Melanie)...graduated from Duke with a degree in Political Science...helped with Joe Kennedy congressional campaign during the off-season...was very active member of the Patriots basketball team (can dunk ball with two hands, despite under six feet in height)...has to be rated as one of team's finest athletes...has law school aspirations...lists reading, drawing, Shotokan karate and International Affairs research among his favorite pastimes...both parents are teachers...earned honorable mention All-State honors in football and basketball at Weldon (NC) High School.

**GAMES PLAYED/STARTED:** 1982-2/0, 1983-15/11, 1984-14/3, 1985-16/3, Total: 47/17.

#### RECEIVING

Year	G	No.	Yds.	Avg.	LG	TD
1982	2	1	5	5.0	5	0
1983	15	20	323	16.2	30	1
1984	14	19	244	12.8	22	2
1985	16	21	237	11.3	29t	2
Totals	47	61	809	13.3	30	5

**OTHER STATS:** Fumbles: 1983-1, 1984-1. Fumble Recoveries: 1984-one for TD in endzone at Phil. 12-9-84, 1985-one (15-yard return) for TD at Miami 12-16-84. Kickoff Returns: 1983-four for 63 yds., 1984-one for 20 yds., 1985-three for 37 yards.


### Single Game Career Highs

Most Receptions—5 vs. Buffalo 11-11-84  
5 vs. Green Bay 9-8-85  
5 at NY Jets 11-24-85  
4 at Seattle 11-17-85  
4 at Buffalo 9-2-84  
Most Yds. Receiving—71 at Buffalo 9-2-84  
59 Baltimore 9-4-83  
49 Buffalo 11-11-84  
44 San Diego 10-6-83

Longest Receptions—29t at NY Jets 11-24-85  
24 San Diego 10-16-83  
23 at Buffalo 10-23-83  
22 at Buffalo 9-2-84  
Most TD Receptions—two vs. Buffalo 11-11-84  
Longest TD Receptions—29t at NY Jets 11-24-85  
17t vs. Buffalo 11-11-84  
9t at Baltimore 10-9-83  
7t vs. Buffalo 11-11-84

### PLAYOFF STATISTICS

**GAMES PLAYED/STARTED:** 1982-1/0, 1985-4/0, Total: 5/0. Kickoff Returns: 1985-three for 20 yards.



## ERIC JORDAN 36


RB 6-0 190  
PURDUE 1st year  
DOB: 11-17-61 at Pineville, LA  
HOW ACQUIRED: Supp. 2nd, 1984  
(43rd)

**PRO:** Spent the 1985 season on Non-Football Injury list, recovering from a broken jaw suffered while blocking during a kickoff return against the New Jersey Generals in a USFL game while playing for the Oakland Invaders...signed with NE on 8-16, and placed on Non-Football Injury same day...was taken in 2nd round of the three-round supplemental draft by Patriots in 1984 (43rd player taken)...in playing for Invaders in 1985, ran for 204 yards in 60 rushes (3.4 ave.) and had three catches for 33 yards...also had 372 yards on 16 kickoff returns (for a 23.3 ave.) ...in 1st year—in spring of 1984— had 744 yards on 135 rushes for 5.5 ave., as team's top rusher; had 19 catches for 140 yards for a 7.4 ave...had 83 yards on 83 kickoff returns for a 20.8 ave...was taken by Oakland in sixth round (114 player taken) in 1984 USFL draft and signed with Invaders on 1-20-84...was on team's developmental squad 2-24-84 to 3-15-84 (three games) and was activated on 3-16-84.

**COLLEGE:** in college, at Purdue University, used three years as tailback and was top reserve as junior and comeback as senior as coach said too valuable to keep along sidelines...was one of five Purdue players who signed with USFL...was timed in 40 at 4.6 out of college...in 1983, was team's second top rusher with 521 yards in 81 rushes (6.4 ave.) with two TDs and long run of 40 yards; caught 10 passes for 111 yards (11.1 ave.) with no TDs and long catch of 30 yards...also had one kickoff return for 21 yards...had best games come vs. Ohio State with 89 yards on nine rushes and vs. Minnesota with 84 yards in eight rushes...played on team that used a pro offense...in 1982, started first six games at comeback spot and then switched back to offensive backfield...had 34 tackles (31 first-hits) and two tackles for loss (three yards)...had one interception, 12 yards as running back, had 91 yards on 23 rushes, 4.0 ave., with long of 22 and caught nine passes for 111 yards, 12.3 ave., long of 26...in 1981, was tied for team's no. 2 rusher with 287 yards on 62 carries, 4.6 ave, with long of 33 and one TD; caught nine passes for 95 yards, 10.6 ave., long of 29...had 12 kickoff returns for 234 yards...was red-shirted in 1980...in 1979, had 30 yards on two rushes vs. Indiana in Old Oaken Bucket win...majored in communications in college.

**PERSONAL:** Born 11-17-61...named the prep offensive Player-of-the-Year in Nevada and Las Vegas after outstanding senior year...led the State of Nevada in rushing and scoring in 1978, totalling 1,196 yards while scoring 14 TDs as senior...honored as an all-Las Vegas catcher in baseball; selected by Cincinnati Reds in 15th round of free agent draft on 6-5-79...attended Chaparral High School...attends Northeastern university during the off-season.

**GAMES PLAYED/STARTED:** 1985-spent season on Non-Football Injury list.



## **RONNIE LIPPETT 42**

(pronounced Lip PET)

CB 5-11 180

MIAMI (FL) 4th year

DOB: 12-10-60 at Melbourne, FL

HOW ACQUIRED: D-8, 1983 (214th)

**PRO:** Year in and year out, Lippett gets better and better...in 1985, Ronnie had his best season in finishing 2nd among the defensive backfielders in tackles during regular season with 77 tackles, 65 of which were 1st hits...was 3rd on team in pass deflections with 11 and 4th on club in interceptions with three (for 93 yards, with long of 58 yards)...also added one fumble recovery. During the playoffs, was tied for 4th on team in tackles with 21 (19 1st-hits), and added two interceptions (for one yard return) and five pass deflections...like his partners in the backfield, started all 20 games during the year...had best game of year in playoffs at LA Raiders, on 1-5, when he had two interceptions, knocked down two other passes and was involved in seven tackles (five solos)...vs. Raiders during regular season, on 9-29, picked off Marc Wilson pass at Raiders' 36 on 1st play of game...at Cleveland, on 10-6, recorded a team-high nine tackles (two coming on assists)...vs. NY Jets, on 10-20, recovered fumble to stop Jets last drive of 1st half (fumble caused by Marion)...at Tampa Bay, on 10-27, made four tackles and knocked down two passes...at Seattle, on 11-17, had four 1st-hits and one assist as well as two pass deflections...vs. Cincinnati, on 12-22, picked off his 3rd pass of season (6th of his career) and had career-high 58 yard return on play to set up Collins TD...in wildcard playoff game, at NY Jets, on 12-28, tied James for team lead in tackles with seven solos...in 1984, shared the starting left cornerback position with rookie Ernest Gibson, with both players starting eight games (Ronnie started the first seven games and the last game of the season)...was tied with CB Raymond Clayborn in interceptions with three (Lippett had 23 return yards), with two of his pickoffs coming vs. Buffalo on 11-11; those pickoffs set up two Patriots TDs...deflected 10 passes, (3 at Dallas on 11-22)...fell on fumble vs. Cleveland (10-7) in 3rd quarter...had his first two pro interceptions vs. Buffalo, one in 2nd quarter to set up game-tying score (7-7) and one in 4th quarter set up Patriots score three plays later in 38-10 win...Ronnie knocked down five passes in that game...also had interception with 38 seconds left vs. Indy (12-16) to help Patriots to a 16-10 win...he had a fine season in 1983, especially the 2nd half of the season after being hurt in beginning by the fact that he suffered a shoulder separation in training camp and had to miss three preseason games...however, he returned to start all 16 regular season games at left cornerback...in 1983, led the team in pass deflections with 26...he also recorded 73 total tackles, one caused fumble, one fumble recovery and blocked a PAT attempt vs. the NY Jets (9-18-83)...turned in a stellar performance at Miami (9-11-83), when he was in on eight tackles and recorded one pass deflection...also recovered a Tony Nathan fumble that set up a Patriots' 22-yard field goal...had big days in Patriots' wins over Buffalo (11-6-83), when he was in on six tackles and broke up 5 passes and vs. Miami (11-13-83), when he recorded eight total tackles and five pass deflections.

**COLLEGE:** A three-year starter for the Hurricanes, who recorded 141 total tackles and grabbed 10 interceptions for 179 yards and one TD over his collegiate career...was the third leading tackler among DBs as a senior and second as a junior...picked off a fourth quarter Michigan State pass that set up the winning TD in a Miami 25-22 victory (9-25-82).

**PERSONAL:** Married (Sheryl)...a Recreation Therapy major at Miami, ...attended Sebring (FL) High where he earned All Conference Honors in three sports — football, basketball and track...is the oldest in a family of five children...hobbies include camping, fishing and playing the drums...played for three seasons on the same Hurricane squad with Patriots' NT Lester Williams and FS Fred Marion.

**GAMES PLAYED/STARTED:** 1983-16/16, 1984-16/8, 1985-16/16, Total: 48/40.



# DEFENSIVE STATISTICS

Year	G	Tackles		Sacks	QB Press.	Fum. Rec.	Pass Def.
		Solo	Assists				
1983	16	45	28	—	—	1	26
1984	16	53	23	—	—	1	10
1985	16	65	12	—	—	1	13
Totals	48	163	63	—	—	3	49

# INTERCEPTIONS

Year	G	No.	Yds.	Avg.	LG	TD
1984	16	3	23	7.7	13	0
1985	16	3	93	31.0	58	0
Totals	48	6	116	19.3	58	0

**OTHER STATS:** Blocked a PAT attempt vs. NY Jets 9-18-83.

# PLAYOFF STATISTICS

**GAMES PLAYED/STARTED:** 1985-4/4.

# DEFENSIVE STATISTICS

Year	G	Tackles		Sacks	QB Press.	Fum. Rec.	Pass Def.
		Solo	Assists				
1985	4	19	2	—	—	—	5

# INTERCEPTIONS

Year	G	No.	Yds.	Avg.	LG	TD
1985	4	2	1	0.5	1	0



# FRED MARION 31

FS 6-2 191

MIAMI (FL) 5th year

DOB: 8-2-59 at Gainesville, FL

HOW ACQUIRED: D-5, 1982 (112th)

PRO BOWL: 1986

**PRO:** In his 1st full year as a starter, was one of eight Patriots selected to the Pro Bowl, as was named to the team by Miami coach Don Shula the week prior to the game (originally picked as 2nd alternate)...in Pro Bowl, had one 1st-hit and one assisted tackle and had one fair catch on punt...no question he belonged, as tied for 2nd in AFC in interceptions with seven, but led NFL in return yardage with 189 (2nd best figure in NE history)...had 2nd best tackle total; on team in regular season last year with 129 (behind Nelson's 149) and led team in 1st hits with 98; in playoffs, had 20 tackles, 14 1st hits...led team in playoff interceptions with three (for 69 yards)...was selected AFC Defensive Player of the Month for November...started off month vs. Miami, on 11-3, when helped protect NE's 17-13 lead with deflection of Marino pass late in game...vs. Indy, on 11-10, when intercepted Pagel pass (McSwain deflected) and returned 36 yards to hdy 24 to set up NE's go-ahead TD; also in that game, had fumble recovery in 3rd quarter and returned it nine yards to set up FG...led team in 1st-hit tackles that Colts game with seven that game, and had two assists — because of this effort, was named AFC's Defensive Player of the Week...at Seattle, on 11-17, had an 83 yard interception return to help enable NE to win, with that longest interception return in AFC during the season, as well as being Marion's career best; play started from NE two yard line to Seattle 15 and set up NE winning score with less than three minutes left in game (Larry McGrew deflected pass, enable Fred to intercept)...also led team in tackles that game with eight (six 1st-hits), causing one fumble; also had another interception that game...started the season off strong with one fumble recovery in each of the 1st two games, vs. Green Bay, on 9-8, and at Chicago, on 9-15; also had an interception off flea-flicker in EZ that game. Added eight 1st-hits, two assisted tackles and one pass deflection...at Cleveland, on 10-6, had 11 1st-hits as well as three assisted tackles and one pass deflection (also had interception with four yard return to NE 35 (NE drove 64 yards to Cleveland one, and could not

score)...vs. Cincinnati, on 12-22, didn't practice all week (flu), but played entire game...in wildcard playoff game, at NY Jets, on 12-28, has strong game with interception (26 yard return for new team playoff record), knocked down two other passes...at LA, on 1-5, had strong game with seven tackles (3 solos), one interception of 22 yards, a fumble recovery and a pass defensed. The fumble recovery set up FG that tied game at 20-20 and interception stopped Raider 4th quarter drive...in AFC title game, at Miami, on 1-12, killed Miami drive with interception on four yard line; also had three solos, two pass knock-downs...begins 1986 season with 232 career interception yardage, 9th best in team history...end of season selected 1776 Quarterback Club Unsung Hero, as well as *AP* All-NFL (honorable mention), *UPI* All-AFC (2nd team), *College and Pro Football Newsweekly* All-Pro (1st team), AFC Pro Bowl (2nd team) and *NBC* Superteams competition...had arthroscope to right knee on 2-26...in 1984, shared the starting free safety position with Rick Sanford after impressing the coaches with his play at strong safety in place of Roland James, who sat out due to illness and bad back...Fred had an interception at the NE's two yard line in a 2nd and nine on the 22 in game that was 7-7 at time in early 3rd quarter (Patriots took turnover in for TD for go-ahead TD in 28-21 Patriots win at NY Jets (9-30-84)...Fred had 10 tackles that game (5 solos) and had one sack for five yards, as well as knocking down a pass...led defensive backs in tackles with 89 tackles (39 solos, 50 assists), had one sack of five yards, had two interceptions for 39 yards and had seven pass deflections during '84 campaign...after starting in place of Roland James in that Jets game, he started the next eight games at free safety and nine of the next 11...had 6 solos and 5 assists vs. Cincinnati (10-14)...he was the Nickel back and a regular on special teams in '83...was in on 27 total tackles, had one pass deflection and recorded two interceptions in '83...first interception as a pro came in Patriots' 21-7 win over Buffalo (11-6-83) when he grabbed a Joe Ferguson aerial...chalked up his second steal three weeks later at the NY Jets (11-27-83)...a big contributor on special teams...recorded seven tackles, four assists, two pass deflections and one fumble recovery during his rookie campaign...both he and teammate NT Lester Williams were consensus All-America picks from Miami (FL) in '82.

**COLLEGE:** Led the Hurricanes in interceptions in '80 and '81 on way to setting school record for career pickoffs (16)...recorded 237 career tackles...also returned 62 punts for 392 yards...turned in stellar performance in nationally televised 17-14 victory over top ranked Penn State senior year...had ten tackles and two interceptions in that game...intercepted two passes in '82 Hula Bowl and one in '82 Senior Bowl...played in '82 Olympia Gold Bowl.

**PERSONAL:** Married (Anne)...father of two daughters, Monica Nicole (4) and Natasha Monique (1)...is working to complete a degree in Business Management during pro offseasons...older brother Frank played LB for the NY Giants (1977-83)...lists outdoor sports including horseback riding and fishing among his favorite hobbies...was North Florida Defensive Lineman-of-the-Year in '75 and played DB and LB at Bucholz High School in Gainesville, FL.

**GAMES PLAYED/STARTED:** 1982-9/0, 1983-16/0, 1984-16/10, 1985-16/16. Total: 57/26.

#### DEFENSIVE STATISTICS

Year	G	Tackles		Sacks	QB Press.	Fum. Rec.	Pass Def.
		Solo	Assists				
1982	9	7	4	—	—	1	2
1983	16	21	6	—	—	—	—
1984	16	39	50	1	—	1	7
1985	16	98	31	—	—	3	13
Totals	57	165	91	1	—	5	22

#### INTERCEPTIONS

Year	G	No.	Yds.	Avg.	LG	TD
1982	9	0	—	—	—	—
1983	16	2	4	2.0	4	0
1984	16	2	39	19.5	26	—
1985	16	7	189	27.0	83	—
Totals	57	11	232	21.1	83	—

**OTHER STATS:** Punt Returns: 1985-One Fair Catch. Forced Fumbles: 1985-2.

## PLAYOFF STATISTICS

**GAMES PLAYED/STARTED:** 1982-1/0, 1985-4/4, Total: 5/4.


### DEFENSIVE STATISTICS

Year	G	Tackles Solo	Assists	Sacks	QB Press.	Fum. Rec.	Pass Def.
1982	1	1	1	—	—	—	—
1985	4	14	6	—	—	1	5
Totals	5	15	7	—	—	1	5

### INTERCEPTIONS

Year	G	No.	Yds.	Avg.	LG	TO
1985	4	3	69	23.0	26	—

**OTHER STATISTICS:** Punt Returns: 1985-One Fair Catch.



**TREVOR MATICH 64**

OC 6-4 270

BRIGHAM YOUNG

DOB: 10-9-61 at Sacramento, CA


HOW ACQUIRED: D-1, 1985 (28th)

**PRO:** Spent nearly all of 1985 season on Injured Reserve, going on IR on 10-12 with bad ankle...suffered ankle problem in opener, vs. Green Bay, on 9-8; came in for Brock that game (in 2nd half for heat exhaustion) and played well...missed next four games before going on IR (did not dress at Chicago, on 9-15 and at Buffalo, 9-22...tried to come back for Buffalo, on 10-1, but re-injured ankle during practice week...Was 1st player taken in draft by the Patriots, was taken as the 28th player in the 1985 NFL draft

**COLLEGE:** BYU went 47-3 in his four years and won the Western Athletic Conference (WAC) each year...BYU finished 13-0 his senior year, and was ranked national champions; beat Michigan, 24-17, in the Holiday Bowl...BYU went 11-1 in 1983 and beat Missouri, 21-17 in Holiday Bowl; went 12-1 in 1980 and beat SMU in Holiday Bowl, 46-45 and went 11-1 in 1979, and lost to Indiana, 38-37 in Holiday Bowl that season...was All-WAC as a senior as well as making 3rd team AP All-America and HM All-America in Football News...was center for some outstanding QBs at BYU—Marc Wilson, Jim McMahon, Steve Young and last year, Robbie Bosco (2nd in NCAA in passing efficiency and first in total offense)...is only the second center the Patriots have used a first round draft pick to get, with Brock being the other (second Patriot taken in first round in 1976)...can play tackle, and guard as well as center...is a fine longsnapper...one always willing to do what is necessary to get the job done, he has spent time great deal of time in off-season at Sullivan Stadium working on the weights to build his strength...missed 1981 and 1982 college football seasons, spending 18 months in Mexico on a Mormon mission (mission for LDS church) after his sophomore year; weighed 207 after the mission, having gone weighing 240 pounds (played at 242 as junior and 262 as senior by building himself up through weight-lifting)...lettered as a freshman and sophomore...had starting spot going into his sophomore season of 1980, but twisted his knee and lost position.

**PERSONAL:** Single...working towards degree in speech communications during the off-season...a graduate of Rio Americano HS in Sacramento, CA, where he built himself up from a 5-6, skinny youngster to 6-4, 205 pounds as a senior to draw interest from such colleges as Cal-Berkeley, Arizona and BYU...team was a running team (just opposite of BYU style)...made all-conference, all-city, all-Northern California and nominated to some All-America teams as a senior...his dad, Tony, played college football at the University of San Francisco with such future NFL'ers as Ollie Matson and Gino Marchetti...hobbies: fishing, camping...was an accomplished singer and dancer (in HS, was member of group that toured parts of U.S., Mexico, the Carribean and Canada; group also represented Sacramento in the Bicentinal Celebration) also enjoys going to theatre, listening to music and playing basketball and racquetball...enjoys speaking to youth groups.. one of four children;...given name: Trevor Anthony Matich.

**GAMES PLAYED STARTED:** 1985-1/0 (Placed on Injured Reserve list 10-12-85).



## **LARRY McGREW 50**

**OLB/ILB 6-5 233**

**USC 6th year**

**DOB: 7-23-57 at Berkeley, CA**

**HOW ACQUIRED: D-2, 1980 (45th)**

**PRO:** Had another fine season in playing his 2nd full year at inside linebacker position (replacing injured Weishuhn)...finished season as 3rd top tackler (92, 51 1st-hits) and in playoffs was 4th on team in tackles (21, 16 1st-hits)...during regular season, had one interception (no yards on return vs. Green Bay, on 9-8), one sack (no yards lost; vs. Buffalo, on 10-13), had one pass deflection, one fumble recovery and one fumble caused; in the playoffs, had one fumble caused...started two games at the right outside linebacker position—vs. Buffalo, on 10-13 and vs. NY Jets, on 10-20, replacing injured Blackmon (ankle)...had to miss three games, one with hip injury (at Chicago, on 9-15 and two with knee problem, at Tampa Bay, on 10-27, and vs. Miami, on 11-3...vs. Raiders, on 9-29, ties Nelson with team lead in tackles with six, also has four assists and one pass deflection; at Cleveland the next week, on 10-6, ties Nelson for tackle lead with eight first hits and three assists...suffered knee injury vs. NY Jets, on 10-20, and had to leave game in 3rd quarter...vs. Indy, on 11-10, forced fumble in 3rd quarter...at Seattle, on 11-17, in 3rd quarter, on 3rd and one from NE 9, stops Curt Warner for minus five yards, forcing 31 yard FG (NE holds 7-6 lead) and in 4th quarter, tips pass intended for Warner (pass picked off by Marion at NE two and returns it 83 yards to set up winning TD with three minutes left); had six 1st-hit tackles and one assist in game...at NY Jets, on 11-24, recovers 2nd quarter fumble, stopping Jets at NE 28 (Adams recovers)...vs. Cincinnati, on 12-22, recovers fumble (forced by Nelson) on Bengals' 1st play of game and leads to FG...in wildcard playoff game at NY, on 12-28, is 2nd on team with eight tackles (six solos)...in 1984, Filled in quite nicely at the inside linebacker position for the injured Clayton Weishuhn when Clayton was injured in the 3rd quarter of the season opener at Buffalo (9-2-84) and had to sit out the rest of the season...the coaches moved him from his outside linebacker position in making the adjustment...he finished 2nd to Pro Bowler Steve Nelson with 167 tackles, with five quarterback pressures, two fumbles caused, five pass deflections, and a half sack for a loss of 1.5 yards...he saw action in all 16 games in '83 with five starts...led team in tackles in 5 games in '84 — at Miami (9-9), at Cleveland (10-7), vs. Cincinnati (10-14), vs. Jets (10-28) and vs. Buffalo (11-11)...caused 2 fumbles — at Indy on 11-18 and at Dallas on 11-22...he was a regular in Nickel formations and participated on special teams in '83...recorded two sacks, three QB pressures and five pass deflections in '83...chalked up his first pro interception in Patriots' 21-7 win over Buffalo (11-6-83)...had a big day in the snow in Patriots' 7-0 victory over New Orleans (12-4-83) when he was in on seven tackles and forced one fumble...also halted a potential New Orleans' scoring drive when he recovered a Lindsay Scott fumble on the Patriots' 32 yard line...one of three new starting LB's in '82, he made an immediate impact on the team's defensive performance finishing tied as the team's fourth ranked tackler with 24 stops and 48 assists...missed the final game of the '82 season with an ankle sprain, but returned to play in the playoff loss at Miami (1-8-83)...recorded 1½ QB sacks and eight QB pressures in '82...spent the entire 1981 season on injured reserve with a knee injury suffered in training camp...was a regular on special teams in '80 and saw limited action at LB in a back-up role...suffered a right elbow injury at Miami during his rookie campaign and was placed on injured reserve on 12-19-80 for the remainder of the season...was in on 23 total tackles and had one QB sack and one pass deflection in first pro campaign...Larry was the 45th player chosen overall and the sixth linebacker taken.

**COLLEGE:** USC coaches voted him as defensive MVP in '79...made 138 tackles in three years...started in two Rose Bowl games, made six tackles in 17-10 win over Michigan in '79 and five tackles in 17-16 win over Ohio State in '80...career high of 10 tackles came against Notre Dame as a junior...played in '80 Japan Bowl...spent frosh year at Contra Costa Junior College.

**PERSONAL:** Married (Elaine) and father of a son, Lawrence Jr., (5) and a daughter Analise Noel (1½)...has degree in Speech Communications...has graduate school aspirations in Business...enjoys basketball, bike riding.

**GAMES PLAYED/STARTED:** 1980-11/0, 1981-On injured reserve for the entire season, 1982-8/8, 1983-16/5, 1984-16/15, 1985-13/13, Total: 64/41.

# DEFENSIVE STATISTICS

Year	G	Tackles		Sacks	QB Press.	Fum. Rec.	Pass Def.
		Solo	Assists				
1980	11	17	6	1	—	—	1
1981	0	On injured reserve for entire season					
1982	8	24	48	1½	8	—	1
1983	16	24	48	2	3	1	5
1984	16	60	107	½	5	—	5
1985	13	50	38	1	NA	2	1
Totals	64	175	247	6	16	3	13


**OTHER STATS:** Interceptions: 1983-One for three yards, 1985-one for zero yards.

# PLAYOFF STATISTICS

**GAMES PLAYED/STARTED:** 1982-1/1, 1985-4/4, Total: 5/5.

# DEFENSIVE STATISTICS

Year	G	Tackles		Sacks	QB Press.	Fum. Rec.	Pass Def.
		Solo	Assists				
1982	1	5	2	—	—	—	—
1985	4	16	5	—	—	1	—
Totals	5	21	7	—	—	1	—



## ROD McSWAIN 23

CB 6-1 198

CLEMSON 3rd year

DOB: 1-28-62 at Caroleen, NC

HOW ACQUIRED: TR-Atlanta, 1984  
(3-63rd, 1984)

**PRO:** Had fine 1985 preseason, and solidified spot with the club...had 16 tackles over season (14 1st-hits) and added one interception (zero yards return), had six pass deflections and two fumbles caused...was a very valuable member of the special teams, with 2nd best total on club, with 22 tackles (13 1st-hits)...at Cleveland, on 10-6, caused fumble on punt return (Rembert recovers in EZ for NE's 1st TD)...vs. Miami, on 11-3, had fine game, making first pro interception with 36 seconds in half to stop Miami drive at NE 34; in 4th, (with NE up 17-13), breaks up Marino pass in Miami's next to last series...and then on Miami's last drive, on 2nd and 10 situation, deflects pass (picked off by James to seal victory)...vs. Indy, on 11-10, tips pass (intercepted by Marion), whose 36 yard return to Colts 24 sets up first NE TD (and 7-6 NE lead)...at Seattle, on 11-17, breaks up pass in EZ to stop late Seattle drive...at Miami, on 12-16, forces 4th quarter fumble on kickoff (recovered by Jones and returned 15 yards for game-tying TD)...in 1984, played in 15 of the team's 16 games in '84 as reserve cornerback and valuable member of the special teams...was involved in 19 tackles, 14 first-hits with nearly all these tackles coming on special teams...had one pass deflection and recovered one fumble recovery...Rodney came to the Patriots on August 27th in a trade with the Atlanta Falcons...because he came to the team after training camp, he spent a large part of the first half of the schedule learning the team's defensive system...saw limited duty as DB in nickel sets...vs. St. Louis on 12-2, he recovered fumble on punt return that set up TD in 2nd half...McSwain, the Falcons' third round draft choice in the '84 draft (63rd player taken and 11th defensive back selected), was sent to the Patriots for an eighth round draft pick in 1985...had 10 first-hit tackles and one assisted tackles in the Falcons' preseason games.

**COLLEGE:** As a senior at Clemson, he was selected first team ACC as a senior, and was also named honorable mention *Associated Press All-American*...he had 44 tackles his final year, 32 assisted. He also had two interceptions and 11 pass knock downs...as junior, played in 10 of team's 11 games as wide receiver. As a sophomore in 1981, he was a reserve cornerback on a squad that finished as national champions (had 26 tackles, 20 first-hits)...as a freshman, he played in eight of 11 games, including starting two at cornerback. He had 13 first-hit tackles and three assisted...was anchor on Clemson's 400 meter sprint relay team that won the ACC title in 1982. He took part in the NCAA track finals in 1982 and 1983. As junior, he placed 2nd in the ACC finals in both the 100 and 200 meters, doing the 100 in 10.41 and the 200 in 21.13.

**PERSONAL:** Single...brother, Chuck, played for the Dallas Cowboys (1983-84)...graduated from Chase HS (Forest City, NC)...Rodney was a football and basketball standout in high school...spent time in off-season staying in shape.  
**GAMES PLAYED/STARTED:** 1984-15/0, 1985-16/0, Total: 31/0.

#### DEFENSIVE STATISTICS

Year	G	Tackles		QB Press	Fum. Rec.	Pass Def.
		Solo	Assists			
1984	15	14	5	—	1	1
1985	16	14	2	—	—	6
Totals	31	28	7	—	—	7

**OTHER STATS:** Interceptions: 1985-one for 0 yards. Forced Fumbles: 1985-2.

#### PLAYOFF STATISTICS

**GAMES PLAYED/STARTED:** 1985-4/0.



### STEVE MOORE 67

OT 6-5 305

TENNESSEE ST. 4th year

DOB: 10-1-60 at Memphis, TN

HOW ACQUIRED: D-3b, 1983 (80th)

**PRO:** Stepped in for Haley (missed entire season with colitis) at right tackle position and did solid job, right from the preseason...started all 20 games in season...was involved in one of the biggest calls of season—vs. Miami, on 11-3, 3:08 into the 4th quarter, he lined up at a running back spot with Tatupu on 4th and one situation. Tatupu is handed ball, plunged into line, tossed back to QB Grogan, who threw TD pass to WR Hawthorne that brought NE to within, 13-10...vs. Indy, on 11-10, plays in backfield for one play and leads Tatupu on a short yardage play for 1st down...at Indy, on 12-1, tossed out of game with 2:13 left in first half for fight (Donnell Thompson, both tossed out)...in wildcard playoff game, at NY Jets on 12-28, does credible job on Mark Gastineau, allowing just five solos and one sack (eight yards)...in 1984, saw action in all 16 games of the '84 season, although saw limited action in backup role...was the second of two Patriots' third round draft choices in '83, he was selected with the San Diego Chargers' third round pick that was acquired in the Tim Fox trade of 1982...was the 14th offensive lineman taken in the '83 draft and the 80th player selected overall.

**COLLEGE:** Was a three-year starter at Tennessee St., played both OG and OT for the Tigers...anchored line tabbed "Brian's Heroes" (after QB Brian Ransom) which broke TSU's single-season passing mark with 3,100 yards in '81...also member of "Joe 747" Insurance Company" which protected QB Joe Adams who threw a NCAA career record 81 TDs (1977-80).


**PERSONAL:** Married (Andrea)...comes from a family of five children...enjoys racquetball and fishing...spent off-season attending Northeastern, taking real estate and finance courses...also spent great deal of time working with Special Olympics and speaking at various high schools in Boston area...took off-season karate lessons from teammate Tippet...hobbies: playing racquet ball, collecting glass fixtures and playing with his pets...brother, Vincent, incoming frosh football player (QB) at Univ. of Tennessee...played in quite a few Patriots basketball games during off-season...was named Professional Athlete of the Year for state of Tennessee by the Vanguard Club during off-season.

**GAMES PLAYED/STARTED:** 1983-4/0, 1984-16/0, 1985-16/16, Total: 36/16.

#### PLAYOFF STATISTICS

**GAMES PLAYED/STARTED:** 1985-4/4.





## STANLEY MORGAN 86

WR 5-11 181

TENNESSEE 10th year

DOB: 2-17-55 at Easley, SC

HOW ACQUIRED: D-1b, 1977 (25th)

PRO BOWL: 1980, 1981

**PRO:** Is the NFL's leading all-time receiver in terms of yards per reception with 20.5 yards (351 catches for 7201 yards); (next nearest active player is Green Bay's James Lofton in 5th with 18.9 ave.; Paul Warfield in 2nd with 20.1 ave.)...holds NE career record for receptions (351), yardage (7,201) and TDs (47, set in 1985)...is one of only 38 players in NFL history to reach the 7,000-yard mark...enters 1986 with 48 total TDs (and needs two to become team's all-time total leader (Sam Cunningham has 49)...his 288 career points is 4th in team's history; needs seven to pass Cunningham in 3rd place (294) and 12 to become 3rd in team history to score 300 points...has played in 128 games, 14th best in team history; needs four games to pass Jon Morris (131) and seven to pass Don Webb and Pete Brock (134)...had 39 catches for 760 yards as 2nd on team in catches (tied with Fryar) and leader in yards and average per catch 19.5 ave.)...2nd on team in TD catches with five...in playoffs, led team with 14 catches for 184 yards, 13.1 ave., with one TD...led team in catches six times in 20 games, including Super Bowl with seven catches for 70 yards...had seven catches as well vs. Indy, on 11-10 (for 120 yards), with those seven catches team high for one game in season and his 140 yards at Cleveland, 10-6, team leader in yards in a game...did not play opener vs. Green Bay, on 9-8, because of hamstring pull...saw limited action next week, at Chicago on 9-15, making one catch for five yards...at Buffalo, on 9-22, made 1st start of season...vs. Raiders, on 9-29, has 21 yard catch to key 2nd quarter scoring drive (set up FG)...at Cleveland, on 10-6, has outstanding game with six catches for 140 yards (24th 100-plus game) and one TD (22 yarder with 5:31 left in 3rd quarter to give NE 20-13 lead; made catch despite two defenders)...the TD catch was his 43th, a new NE mark...had four catches, 60 yards vs. Buffalo, on 10-13...vs. NY Jets, on 10-20, had three catches, 71 yards, including spectacular 47 yarder to Jets' six (Grogan scored winning TD two plays later)...at Tampa Bay, on 10-27, three catches, 55 yards, with one of 36 yards coming fully stretched at Tampa Bay eight on 3rd and 23 situation (James then ran TD on next play to give NE 23-14 lead)...vs. Indy, on 11-10, had seven catches (most by team in '85) with 120 of team's 190 yards and had half of Grogan's completions...at Seattle, on 11-17, had tight hamstring and saw very limited action; at NY Jets, on 11-24, limited action due to hamstring (Jones starts)...returned to starting lineup, at Indy, on 12-1, has two TDs, 14 yarder in 2nd quarter and 25 yarder in 4th...vs. Detroit, on 12-8, has 10 yard catch in 1st quarter to come 38th player in league with 7,000 or more yards receiving...at Miami, on 12-16, leads team with 61 yards receiving (3 catches)...vs. Cincinnati, on 12-22, has 121 yards (4 catches), including 50 yard TD in 1st quarter...in wildcard playoff game, at NY Jets, on 12-28, led NE with four catches for 62 yards, including 36 yard TD in 2nd quarter to give NE lead for good...at LA Raiders, on 1-5, only WR to make catch (22 yards)...in AFC title game, at Miami, on 1-12, led team with 30 yards on two catches, including 12 yarder to Miami one to set up NE's 2nd TD...in 1984, it took him a while to get started, having suffered a right hamstring pull that had Stanley miss the final two preseason games and most of the first four weeks, but he came on strong and had 38 catches for 709 yards, for an 18.7 average, with five TDs and a long catch of 76 yards...caught his first TD pass the 4th week of the season (at NY Jets on 10-28), a 43-yarder from Eason...had 26 of his 38 passes come in six games...won game ball vs. Buffalo (five catches for 68 yards, 13.6 average) on 11-11...his eight catches at Denver, tied Derrick Ramsey for the team's single-game number of catches in '84...had back-to-back 100-yard games vs. Miami in Foxboro, and vs. Bengals in Foxboro, marking the fifth time in his career that he has had back-to-back 100-plus yard games—only two other Patriots have done it...had team season high for yards in the air with his 122 at Denver, ...He tied Gino for TD catches in a career with 42 (caught TD pass at Philly, a 12-yarder), ...his best years as a pro have come under Raymond Berry (Berry was his receivers coach for four years), ...Stanley became the Patriots' all-time leading reception yardage leader in '83...in the process of catching a single season club record 58 passes in '83, Stanley amassed 863 receiving yards in 1983 to raise his career total to 5,732 yards...that mark bettered the previous club record of 5,001 set by Jim Colclough during his Patriots' career from 1960-68...in catching 58 passes,

Stanley broke Reggie Rucker's old club record of 53 receptions set in 1973...Stanley set the yardage on a 20-yard reception at Pittsburgh (9-25-83) and caught his club record 54th pass against the Rams in Anaheim (12-11-83)...in the 1983 season opener against the Colts (9-4-83), Stanley made his first reception of the year pay off as he hauled in a Steve Grogan aerial and raced for a 50-yard TD...in the Patriots' rematch with the Colts in Baltimore on 10-9-83, Stanley caught a personal career single game high of nine receptions...with 863 yards in 1983, Stanley led the Patriots in receiving for the fourth straight year...he also holds a unique NFL mark in that he is the only player to have averaged over 20.0 yards per catch in each of the six seasons from 1977-82...over the last five weeks of the '82 season, Stanley had four games in which he had 100 or more yards receiving...in a loss to Pittsburgh (12-26), he grabbed a 75-yard TD pass from Matt Cavanaugh, the longest of the year in the AFC, and had a total of four catches on the day for 127 yards...in six games played against the Baltimore Colts from 1978-80, Stanley riddled the Colts for 21 receptions, 507 yards, a 24.1 reception average and five TDs (75, 62, 56, 27 and 25 yards)...when he missed the opening game with a knee injury in 1981, it marked the end of a 62-game consecutive starting streak that began in his rookie year (1977)...Stanley ranks second to only Mike Haynes (1,159 yards, 103 returns for 11.3 avg.) on the club's all-time career punt return chart with 960 yards and a 10.43 average on 92 returns...in the first four games of 1980, Stanley had five TD receptions, including two (68 and 40 yards) at Seattle (9-21-80) and the game winner (45 yards) the following week against Denver (9-29)...his longest reception of '80 was a 71-yarder at San Francisco (11-30) that set up a TD...although he missed a Pro Bowl berth following the past two seasons, he played in the Pro Bowl following the 1979 and 1980 seasons, scoring the AFC's lone TD in a 21-7 loss to the NFC in his most recent Pro Bowl visit...in only his third pro campaign, he joined Harold Jackson (1,013 yards) in becoming the first Patriot to cross the 1,000-yard receiving plateau in a season when he had 1,002 yards on 44 reception in 1979...his 12 receiving TDs that year led the league as did his 22.8 reception yard average...in a 50-21 thumping of Baltimore at Foxboro (11-18-79), Stanley returned a punt 80 yards for a TD, marking only the third time in club history that a punt was returned for a TD...his total TD production (13) in 1979 tied Steve Grogan's club mark of 13 set in 1976...in his second pro season (1978), he led the team with 820 yards receiving and was the team's top punt returner with 335 yards and 10.5-yard average on 32 returns...as a rookie, he returned in a stellar performance with 21 receptions (second on the club), the club's top reception average (21.1) and top punt return performance (16 for 220 yards and a 13.8 avg.)...his 13.8-yard punt return average was second best in the AFC that year...was named to the PFW all rookie team and was tabbed as Rookie-of-the-Year by the Patriots' 1776 Fan Club...the 25th player overall and the first wide receiver taken in the 1977 NFL draft, Stanley joined CB Ray Clayborn (16th player taken) as one of two Patriot first round choices that year.

**COLLEGE:** Received countless awards after four year career with the Vols...played three different positions — WR, RB and WB...accounted for 4,713 yards while a collegian, averaging 9.2 yards every time he touched the ball.

**PERSONAL:** Married (Rholedia)...father of two daughters, Sanitra Nikole (10) and Monique (5)...received a B.S. in Education from Tennessee in 1979...spends off-season in home in Memphis.

**GAMES PLAYED/STARTED:** 1977-14/14, 1978-16/16, 1979-16/16, 1980-16/16, 1981-13/13, 1982-9/9. (Started 62 consecutive games in first four years of career before missing first two games of 1981 with a left knee sprain), 1983-16/16, 1984-13/12, 1985-15/13, Total: 128/125.

Year	RECEIVING						PUNT RETURNS					
	G	No.	Yds.	Avg.	LG	TD	No.	FC	Yds.	Avg.	LG	TD
1977	14	21	443	21.3	64t	3	16	2	220	13.8	53	0
1978	16	34	820	24.1	75t	5	32	5	335	10.5	48	0
1979	16	44	1002	22.8*	63t	12*#	29	21	289	10.0	80t	1
1980	16	45	991	22.0	71	6	0	—	—	—	—	—
1981	13	44	1029#	23.4*#	76t	6	15	4	116	7.7	26	0
1982	9	28	584	20.9	75t	3	0	—	—	—	—	—
1983	16	58	863	14.9	50t	2	0	—	—	—	—	—
1984	13	38	709	18.7	76t	5	0	—	—	—	—	—
1985	15	39	760	19.5	50t	5*#	0	—	—	—	—	—
Totals	128	351#	7201#	20.5#	76t	47#	92	32	960	10.4	80t	1

\*NFL Leader

#Club Record

### Single Game Career Highs

Most Receptions—9 at Baltimore 10-9-83  
8 at Denver 11-4-84  
7 (Three Times) at Chicago  
12-25-82  
vs. Buffalo 1-2-83, vs. Indianapolis  
11-10-85  
Most Yds. Receiving—182 vs. Miami 11-8-81  
Longest Reception—76 (TD) vs. Miami 11-8-81  
and vs. Miami 10-21-84  
Most TD Receptions—2 (Eight times) vs. NY Jets 9-9-79, at Baltimore 10-28-79,  
at Buffalo 11-4-79, at NY Jets 12-9-79, at Seattle  
9-21-80, vs. Houston 10-18-81,  
vs. Houston 11-28-82, at Indianapolis 12-1-85.

### 100 Yard Receiving Games

1978—vs. Baltimore (9-18) 3-125-1 (62t)  
vs. Phil. (10-8) 3-104-1 (58t)  
at Baltimore (11-26) 5-170-1 (75t)  
1979—vs. NY Jets (9-9) 3-102-2  
at Baltimore (10-28) 5-151-2 (56t)  
at Buffalo (11-4) 5-158-2 (63t)  
at Miami (11-29) 5-124-1 (38t)  
at NY Jets (12-9) 6-129-2 (48t)  
1980—vs. Cleveland (9-7) 3-102-1 (67t)  
at Seattle (9-21) 2-108-2 (68t)  
at San Francisco (11-30) 4-142-0 (71)  
1981—vs. Kansas City (10-4) 4-118-1 (66t)  
vs. Miami (11-8) 5-182-1 (76t)  
at Buffalo (11-22) 3-141-1 (65)  
1982—vs. Houston (11-28) 5-122-2 (62t)  
at Chicago (12-5) 7-130-0 (40)  
at Pittsburgh (12-26) 4-127-1 (75t)  
vs. Buffalo (1-2-83) 7-141-0 (45)  
1983—at Baltimore (10-9) 9-136-0 (22)  
1984—vs. Cincinnati (10-14) 3-102 (52)  
vs. Miami (10-21) 3-114-1 (76t)  
at Denver (11-4) 8-122 (21)  
at Philadelphia (12-9) 5-101-1 (31)  
1985—at Cleveland (10-6) 6-140-1 (32)  
vs. Indianapolis (11-10) 7-120-1 (26)  
vs. Cincinnati (12-22) 4-121-1 (50t)


**OTHER STATS:** Rushing: 1977-one for 10 yds., 1978-two for 11 yds., 1979-seven for 39 yds., 1980-four for 36 yds., 1981-two for 21 yds., 1982-two for three yds., 1983-one for 13 yds., 1985-one for zero yards. Kickoff Returns: 1979-one for 12 yds. Fumbles: 1978-6, 1979-1, 1981-2, 1983-5, 1985-1. Fumble Recoveries: 1980-1, 1981-2, 1983-2 (one for +20 yds. vs. Cleveland 11-20).

### PLAYOFF STATISTICS

**GAMES PLAYED/STARTED:** 1978-1/1, 1982-1/1, 1985-4/4, Total: 6/6.

RECEIVING						
Year	G	No.	Yds.	Avg.	LG	TD
1978	1	2	37	18.5	19	0
1982	1	0	—	—	—	—
1985	4	14	184	13.1	35t	1
Totals	6	16	221	13.8	36t	1

**OTHER STATS:** Rushing: 1982-one for -2 yards. Punt Returns: 1978-two for six yards. Fumbles: 1985-2.



## GUY MORRISS 75

OC 6-4 255  
TEXAS CHRISTIAN 14th year  
DOB: 5-13-51 at Colorado City, TX  
HOW ACQUIRED: WV-Philadelphia,  
1984 (2-28th)

**PRO:** Was a valuable back-up in the offensive line...started 10 games over regular season (1st two games for Hannah at left guard and eight games at center for Brock, going from 10-27 at Tampa through 12-16 game at Miami)...in season opener, vs. Green Bay, on 9-8, played with cast on little finger on right hand, broken in final preseason game, at LA Rams...at Tampa Bay on 10-27, replaced IR Brock (surgery to both knees); does fine job vs. David Logan...at Indy, on 12-1, started

at center, despite Brock back from IR (Brock didn't play in game, but dressed)...vs. Detroit, on 12-8, is ejected late in 3rd quarter (pushing official)...vs. Cincinnati, on 12-22, returns to role of long-snapper as Brock returns to center...in 1984, started in five games starting at guard in place of the injured John Hannah vs. the NY Jets (10-28) and then started in place of the injured Pete Brock at center the final four games —Dallas (11-22), St. Louis (12-2), Philadelphia (12-9) and Indianapolis (12-16)...was signed by the Patriots as a free agent on 8-1; was working on his ranch in Konawa, Oklahoma when called by the Patriots...handled all the team's long-snapping duties; is highly thought-of around the NFL as a long-snapper...played with the Philadelphia Eagles from 1972 (when he was the team's 2nd round draft choice) through 1983...was put on waivers by Eagles on 3-15-84, cleared waivers 3-26-84 ...he started 151 of a possible 158 as an Eagle, including starting 89 consecutive games, starting in 1976 and ending with the 1983 season finale...handled the long-snapping chores for the Eagles as well...got his first bit of playing time with Patriots in 2nd game (at Miami on 9-9) when he replaced Brock when Pete was felled by heat exhaustion...won first team All-NFC honors by UPI in 1981...played on four playoff teams at Philly—including one Super Bowl team— in 1978 (wildcard team), 1979 (made to NFC divisional playoff games, after getting in as wildcard team), 1980 on Super Bowl team (lost to Raiders, 27-10) and 1981 (wildcard team).

**COLLEGE:** Received B.S. degree in physical education from Texas Christian...was a three-year letterman and All-Southwest Conference choice as guard...was team captain...played in College all-star game, Senior Bowl game and Blue-Gray game.


**PERSONAL:** Single has one daughter, Melanie Anne (14)...also enjoys hunting...has show horses.

**GAMES PLAYED/STARTED:** 1973-14/9, 1974-14/14, 1975-14/12, 1976-14/14, 1977-13/13, 1978-16/16, 1979-16/16, 1980-16/16, 1981-16/16, 1982-9/9, 1983-16/16, 1984-16/5, 1985-16/10, Total: 190/156.

**OTHER STATS:** Fumbles: 1974-2, 1975-2, 1977-1, 1981-2, 1983-1.  
Fumble Recoveries: 1973-1, 1974-2, 1975-1.

#### PLAYOFF STATISTICS

**GAMES PLAYED/STARTED:** 1978-1/1, 1979-2/2, 1980-3/3, 1981-1/1, 1985-4/0, Total: 11/7.



### STEVE NELSON 57

ILB 6-2 230

NORTH DAKOTA STATE 13th year

DOB: 4-26-51 at Farmington, MN

HOW ACQUIRED: D-2b, 1974 (34th)

PRO BOWL: 1981, 1985, 1986

**PRO:** A solid veteran, he hasn't lost anything in his play...was leader in tackles last year with 149 tackles (74 first-hits) and 2nd on team in playoffs with 26 (20 1st-hits)...was 2nd straight year led team in tackles...picked to Pro Bowl for 2nd consecutive season and for 3rd time in his 12-year career; had two 1st-hit tackles in game...in terms of service, his 153 games is 4th on all-time list and needs seven games to become 3rd...selected *UPI* All-AFC (2nd team), *College and Pro Football Newsweekly* All-Pro (2nd team) and *NBC* AFC Superteams competition...tied for the team lead in fumbled recovered with three (tied with Tippet, Marion and Rembert) and tied for team lead in forced fumbles (tied with James and Tippet)...had two sacks over season for 12 yards, added three pass deflections...in playoffs, had one forced fumble...was one of the defensive team captains (with Clayborn)...had to miss one game, vs. Indy, on 11-10, because of injured right eye (hit in eye by ball on Friday practice); watched game at stadium on TV and returned to hospital...returned to lineup at Seattle, on 11-17, with protective shield for eye, and had five solos and two assisted tackles...vs. Detroit, on 12-8, ejected in 4th quarter (altercation with Lomas Brown)...showed gutsy outing in wildcard playoff, at NY Jets, on 12-28, dislocated shoulder in 2nd quarter but continues to play; tied for team lead (with McGrew) with seven solos; recovered fumble...at Miami, on 1-12, in AFC Championship, forced fumble on Miami's 1st play (recovered by Veris) to set up FG (strains shoulder in 1st half, continues to play)...in regular season, at

Chicago, on 9-15, had 10 1st-hit and three assists...vs. Raiders, on 9-29, six 1st-hits and five assists (sack for six yards to stall Raiders drive at NE 33)...at Cleveland, on 10-6, with 2:09 in 1st half, recovers snap (Kosar's 1st snap as a pro) at Cleveland 48, sets up FG; finished game with eight tackles, three assists...vs. NY Jets, on 10-20, had outstanding game with nine tackles (three assists)...vs. Miami, on 11-3, recovers muffed snap...in 1984, led the team in tackles with 207 stops (71 solos and 136 assists)...had team's only blocked PAT kick over the year, with that coming against Miami...won three game balls (tied with Eason for lead in that item), as won game ball for special teams play at Buffalo (9-2), on defense vs. Seattle (9-16) and vs. Cincinnati (10-14)...vs. Jets (9-30), he suffered a deep cut to his elbow area in 1st quarter (six stitches), but did not miss a snap...he injured his knee in 2nd quarter of Cincinnati (10-14), but returned in 2nd half...Steve blocked PAT kick vs. St. Louis on 12-2...he suffered a broken right thumb in Pittsburgh on 9-25-83 and was lost for eight games, but made a major impact in the eight games that he did play...in only eight games, he accumulated 98 total tackles, sixth best on the squad, for an average of 12.25 total tackles a game...during the five season period from 1978-82, he played in 53 of a possible 57 games while averaging 11.1 total tackles per game...he also was the team's top tackler in every season except 1981 during that time frame...prior to breaking his thumb in the Steeler game (9-25-83), he set up the Patriots' first score of the day by grabbing his 14th career interception...after making the steal and falling to the ground, he flipped the ball to LB Clayton Weishuhn who galloped 27 yards for a TD...his two busiest days of the 1982 season came against the Jets (9-19) when he had 22 total tackles and against Houston when he recorded six initial hits, ten assists and three QB pressures...separating his shoulder in the fourth game of 1981, he spent the next four games on injured reserve before returning to start every game...as a result, he lost a chance for the team tackle title, finishing fourth with 62 tackles and 64 assists...he earned Pro Bowl berth by topping the Patriots with 186 total tackles, in 1980...he was also named team MVP for the second time in his career (also in 1975)...in the fifth game of 1980, he blocked a FG attempt against the Jets (10-5) that was returned 65 yards by Mike Haynes for a TD...he had three interceptions in '80 that setup two scores and prevented another...against Miami (10-12-80) he stole one pass to setup a Patriot TD and repeated that feat against LA (11-16-80)...in a 47-21 romp over Baltimore (11-23-80), he intercepted a Bert Jones' pass at the five-yard line to prevent a Colt score...had ten initial hits and seven assists at Seattle (9-21-80) and ten initial hits and eight assists against LA (11-16-80)...the Patriots' leading tackler in 1979 with 134 stops, he greatly outdistanced Tim Fox (70) who finished as runnerup on the Patriots' tackle chart...he preserved a Patriot 27-21 win over San Diego (9-23-79) when he intercepted a Dan Fouts pass at the goalline with just 1:30 remaining to be played...after making 33 tackles in the first four games of 1979, he suffered a concussion vs. Green Bay (10-1-79) that seemingly ended his activity for the year, but he returned two weeks later to start the last ten games of the year, averaging nine tackles per game...he also added two sacks in 1979...his team leading 115 tackles and four fumble recoveries earned him second team AP all-pro honors in 1978...named SuperPatriot Award in 1978...started first 14 games of the year but knee injury vs. Dallas (12-3) sidelined him for final two games of '78 campaign...1977 was a banner year as he had 134 tackles and 4 1/2 sacks, while earning all-pro honors with the *NY Post* and *Unsung Hero Award* with 1776 Fan Club...started first ten games of 1976, but a dislocated kneecap suffered vs. Baltimore (11-14) held him out of last four games...returned to play in playoff game vs. Oakland...led team with 157 tackles while starting every game of '75 and was named team's defensive MVP...the 34th player taken in the 1974 draft, Nellie was the second of two Patriot second round choices, the other being OG Steve Corbett of Boston College...starting 11 games as a rookie, he was named as the Patriots' MVP and was the *NEA* Third Down Award recipient.

**COLLEGE:** Played his college ball at North Dakota State under then head coach Ron Erhardt...played both OLB and DE...served as team captain in 1973 and was team MVP in both '72 and '73.

**PERSONAL:** Married (Maria) father of four daughters, Cam (10), Casey (8), Caitlin (6) and Kelli (4)...works for Anheiser-Bush in offseason...selected as Patriots' recipient of the Miller Man-of-the-Year Award in both 1980 and 1981...active member of Patriots basketball team during the offseason... named Mass. Jaycees Outstanding Young Leaders of Greater Boston (one of 10 selected)...has spearheaded a continuing effort to raise funds for the Wrentham State School, a home for mentally handicapped children and adults...serving as co-chairman of a celebrity golf tournament to benefit the school over the past six years, his efforts have helped raise over \$185,000 for the school's needs...enjoys outdoor activities including wood-cutting, fishing and watching birds...would like to pursue a football coaching career after his playing career is over.

**GAMES PLAYED/STARTED:** 1974-11/9, 1975-14/14, 1976-10/10, 1977-13/13, 1978-14/14, 1979-15/15, 1980-16/16, 1981-12/12, 1982-9/9, 1983-8/7 (Placed on injured reserve 9-2 through 11-25), 1984-16/16, 1985-15/15, Total: 153/150.

# DEFENSIVE STATISTICS

Year	G	Tackles		Sacks	QB Press.	Fum. Rec.	Pass Def.
		Solo	Assists				
1974	11	58	21	—	NA	1	1
1975	14	118	39	2	NA	—	6
1976	10	57	34	1	NA	4	2
1977	13	94	40	4½	NA	1	1
1978	14	75	40	1	NA	4	2
1979	15	85	50	2	5	1	4
1980	16	116	70	—	2	1	5
1981	12	62	64	—	—	—	4
1982	9	45	85	—	3	—	1
1983	8	30	68	1	1	1	1
1984	16	71	136	3½	4	—	3
1985	15	74	75	2	NA	3	7
Totals	153	885	722	17	15	16	37

# INTERCEPTIONS

Year	G	No.	Yds.	Avg.	LG	TD
1974	11	—	—	—	—	—
1975	14	2	8	4.0	4	0
1976	10	2	32	16.0	34	0
1977	13	—	—	—	—	—
1978	14	5	104	20.8	37	0
1979	15	1	18	18.0	18	0
1980	16	3	37	12.3	33	0
1981	12	—	—	—	—	—
1982	9	—	—	—	—	—
1983	8	1	6	6.0	6	0
1984	16	1	—	—	—	0
1985	15	—	—	—	—	—
Totals	153	15	205	13.7	37	0


**OTHER STATS:** Blocked PAT: 1984-1.

# PLAYOFF STATISTICS

**GAMES PLAYED/STARTED:** 1976-1/1, 1978-1/1, 1983-1/1, 1985-4/4, Total: 7/7.

# DEFENSIVE STATISTICS

Year	G	Tackles		Sacks	QB Press.	Fum. Rec.	Pass Def.
		Solo	Assists				
1976	1	4	—	—	—	—	—
1978	1	5	5	—	—	—	—
1982	1	6	4	—	—	—	—
1985	4	20	6	—	—	—	—
Totals	7	35	15	—	—	—	—



**DENNIS OWENS 98**

NT 6-1 258

N. CAROLINA ST. 5th year

DOB: 2-24-60 at Clinton, NC

HOW ACQUIRED: FA, 1982

**PRO:** Started first 13 games of season, before giving way to L. Williams for rest of season...had 31 tackles during year, with 16 1st-hits and in playoffs had five tackles (four solos) had two sacks (for four yards) in the playoffs...missed one game, vs. Detroit on 12-8 (broken toe; suffered injury at NY Jets, on 11-24, but continued to play with 5th toe on right foot hurt)...also did not play vs. Bengals, on 12-22 and in NY wildcard playoff game, on 12-28...at LA Raiders, on 1-5, started 2nd half of playoff game, playing one series...in 1984, started all 16 games at nose tackle...won game ball vs. Cincinnati on 10-14...had 12 solo and 43 assisted tackles in '84, was second best on the team in sacks with six and a half for 36 yards,



had two QB pressures, one fumble recovery, one pass deflection in 635 plays ...Dennis had two sacks for 13 yards in the NY Jets game in Foxboro (10-28)...Dennis earned the starting NT role in the Patriots' 1983 training camp...he played in all 16 games in '83 with 14 starts...was in on 49 tackles, recorded four QB sacks, two QB pressures and recovered one fumble in starting role last season...had a big day in the Patriots' 37-21 win over San Diego (10-16-83) when he was in on five tackles and recorded one QB sack...controlled the line of scrimmage and was in on seven tackles on a snow-covered Sullivan Stadium field in Patriots' 7-0 victory over New Orleans (12-4-83)...may have been the team's biggest surprise in '82 in that he was the only rookie free agent to make the team...was signed as a free agent on 5-13-82...during his rookie campaign he backed up starting NT Lester Williams and played DT in four-man pass rush defenses...an avid weight trainer, he gained 20 lbs. after his senior year at North Carolina St.

**COLLEGE:** Played both right DT and MG during his tenure at N.C. State...recorded three QB sacks as a junior...ran a 4.8 40-yard dash as a senior.

**PERSONAL:** Married (Debbie)...a Recreation Resources major at N.C. State, ...lists photography, hunting and fishing as his favorite pastimes...played football at Clinton High School in Clinton, NC, where he was an Honorable Mention All-America pick.

**GAMES PLAYED STARTED:** 1982-9/0, 1983-16/14, 1984-16/16, 1985-14/13, Total: 55/43.

#### DEFENSIVE STATISTICS


Year	G	Tackles		Sacks	QB Press.	Fum. Rec.	Pass Def.
		Solo	Assists				
1982	9	2	2	—	4	1	—
1983	16	21	28	4	2	1	—
1984	16	12	43	6½	2	1	—
1985	14	16	15	—	NA	—	—
Totals	55	41	88	10½	8	3	—

#### PLAYOFF STATISTICS

**GAMES PLAYED/STARTED:** 1982-1/1, 1985-4/0, Total: 5/0.

#### DEFENSIVE STATISTICS

Year	G	Tackles		Sacks	QB Press.	Fum. Rec.	Pass Def.
		Solo	Assists				
1982	1	2	—	2	—	—	—
1985	4	4	1	2	—	—	—
Totals	5	6	1	4	—	—	—



### GERARD PHELAN 18

WR 6-0 190

BOSTON COLLEGE 1st year

DOB: 1-20-63 at Willingboro, NJ


HOW ACQUIRED: D-4b, 1985 (108th)

**PRO:** Spent entire 1985 season on Injured Reserve, placed on 8-19...suffered sprained lateral ligament and torn anterior cruciate ligament as well as cartilage damage while making hook pattern in training camp on 8-5 (was not hit on play)...operated on 8-7...that was 1st major injury he suffered in football career...worked hard throughout season and off-season at stadium in trying to make comeback...played in rookie scrimmage vs Washington, on 7-26, caught two passes (one for 10 yards) in seven-on-seven drills and one for 10 yards in 11-on-11 drills...Was 7th player taken in draft by the Patriots, was first player taken in draft from fine BC team that won the Cotton Bowl (beat Houston) on New Year's Day 1985...Patriots gained his pick from LA Raiders through deal for Shelby Jordan of 1983...a sure-handed, possession type receiver who had an outstanding senior year in replacing Brian Brennan (now of the Cleveland Browns) as Doug Flutie's favorite receiver...is a polished wideout, who has the fine ability to read coverages like an NFL veteran...once had a 4.75 time in the 40, but ran a 4.58 in January of 1985 to impress pro scouts and improve his draft position.

**COLLEGE:** Had 64 receptions as senior (school record is 66) for 971 yards 15.2 avg.), with his catches and yardage he was the team leader...in senior year season-opener vs. Western Carolina, had 10 catches, with all coming in first half of 44-24 BC win (school record for receptions in one game is 12)...known for catching 48-yard Miracle Pass from Flutie that enabled BC to down Miami in the Orange Bowl on the last play of the nationally-televised game (BC won, 47-45)...had 51-yard TD catch vs. Temple for a TD earlier in the season on the final play of the first half (on same play that was called against Miami)...was picked 2nd team All-America by both *AP* and *UPI*; was on ECAC All-East team...BC went 8-3-1 in 1982 (lost to Auburn, 33-26 in Tangerine Bowl), went 9-3-0 in 1983 (lost to Notre Dame, 19-18, in Liberty Bowl) and went 10-2 his senior year (with 45-28 win over Houston in Cotton Bowl)...as junior, was 3rd top receiver on team with 22 catches for 410 yards 18.6 avg.) with long catch of 39 yards (vs. Clemson)...had 4 catches for 69 yards in 1982 Tangerine Bowl and in 1983 Liberty Bowl, had four catches for 52 yards, including an impressive 28-yard score. And in the Cotton Bowl as senior, had seven catches for 94 yards, including a 13-yard TD (had long catch of 20 yards)...as sophomore, had 15 catches for 273 yards for 5th best total on team; ...caught pass that put BC into Tangerine Bowl (29-yarder vs. Syracuse with 58 seconds remaining to win game, 20-13 on Bowl Bid Day)...as a freshman in 1981, caught six passes for 60 yards to lead all BC frosh.....came to BC as a running back (was 5th team TB) as frosh when preseason started, but moved to receiver 10 days before 1st game.

**PERSONAL:** Married during off-season (Feb. of 1986, to the former Lisa Pacella)...received degree in finance from BC in 1985; works for L.F. Rothschild in Boston during off-season (as is John Hannah) as institutional equity trader...attended Archbishop Carroll HS (Radnor, PA) where he was selected all-city and all-conference as tailback...had 230 carries for 1,739 yards and 20 TDs as senior...ran track in HS and captained baseball team...brother, Kevin, played football and baseball at University of Delaware (was running back; Class of '83)...he was team's top punt and kickoff returner for 3 straight years, and set school record for 41 punt returns as senior...another brother, Paul, was a running back (made 2nd team All-Yankee Conference as junior; and 2nd top rusher and top pass-catcher as senior) at the University of Maine-Orono, graduating in 1985...is one of four children; sister Coleen is going into her junior year at Regis College in Mass. ...parents: Paul and Mirian ...dad played club football at Fordham (graduated in 1957; was offensive and defensive end)...given name: Gerard Paul Phelan...hobbies: all sports.

1985—Spent entire season on Injured Reserve list (knee); placed on IR 8-19-85.



## ART PLUNKETT 70

OT 6-8 282

Nevada-Las Vegas 6th year

DOB: 3-8-59 at Chicago, Ill.

HOW ACQUIRED: FA (1985)

**PRO:** Proved to be a valuable reserve for Patriots in 1985...it was Plunkett who reminded coach Berry of flea flicker play vs. Miami, on 11-3, when tackle Moore went to backfield, Plunkett went to tackle, and Grogan handed to Tatupu, with Tatupu tossing back to Grogan, who threw 28 yard TD to WR Hawthorne to bring NE within 13-10 in game NE eventually won...played behind All-Pro Louis Sharpe at St. Louis, and it looked as though he would move into starting lineup when Sharpe left to sign with Memphis Showboats of USFL, but Sharpe came back to club...was released by St. Louis Cardinals on 9-3, the day after final cut (when Sharpe returned) and was picked up as free agent on 9-11 by NE (Reynolds put on IR and QB Ramsey waived as OG Tom Condon and Plunkett picked up)...was picked up when NE had numerous nagging injuries in offensive line...used mainly on special teams...at Indy, on 12-1, came into lineup when Moore tossed out of game for fighting late in 1st half, and Art performed well...constantly has to tell people he is not related to former Patriot Jim Plunkett...in four years with Cardinals, started four of 49 games (started when Tootie Robbins hurt in 1983 at right tackle)...In 1984, with St. Louis, played mostly on special teams...played big role on special teams with three blocked FGs in leading a team that had five blocked FGs and one PAT kick over the

year...In 1983, with St. Louis, started four games and proved valuable commodity throughout season because of numerous injuries to team's offensive line that season...In 1982, with Cardinals, played at both tackle spots...played in all nine games that season on special teams...helped club beat Chicago, 10-7 on 12-9-82 by blocking 33 yard FG attempt...Was claimed on waivers by St. Louis Cardinals on 10-28-81...had impressive rookie season with Cardinals in 1981, playing in final eight games of season at left tackle and on special teams...was claimed from Los Angeles, which was attempting to bring him back onto its roster from Injured Reserve (back injury)...had been placed on IR prior to season with back injury...was selected on 8th round by the Rams.


**COLLEGE:** named honorable mention All-American his senior year at UNLV at offensive tackle...coming out of college, his time in 40 was 5.1.

**PERSONAL:** Resides in Henderson, Nevada with wife Jeri; they have one child, Arthur Richard, born 10-30-85...he and wife opened stores for children's clothing during off-season...worked towards getting his degree in hotel administration during off-season...born in Chicago, Ill...attended Skyline High School in Salt Lake City, where was an all-state defensive end...is outstanding chili maker, taking part in chili cook-offs.

**GAMES PLAYED/STARTED:** 1981-8/0, 1982-9/0, 1983-16/4, 1984-16/0, 1985-15/0, Total, 64/4.

**PLAYOFF GAMES PLAYED/STARTED:** 1985-4/0.

**OTHER STATS**-blocked one field goal in 1982; blocked three field goals in 1984.



## **DERRICK RAMSEY 88**

TE 6-5 235

KENTUCKY 9th year

DOB: 12-23-56 at Hastings, FL

HOW ACQUIRED: T-LA Raid., 1983  
(5-138th)

**PRO:** Shared the tight end position with Dawson started 1st games (2nd, 3rd and 4th weeks of season, despite shoulder injury)...was the 4th top receiver on club with 28 catches (for 285 yards), with one TD and a long catch of 26 yards...in playoffs, had 4th top total on team with seven catches for 68 yards, with one TD and long catch of 29 yards...led team in catches four times— at Chicago on 9-15 with (five for 51 yards), at Buffalo, on 9-22 (five for 39 yards), vs. Detroit, on 12-8 (three for 25) and at Miami in AFC title game on 1-12 with three catches for 18 yards (had one yard TD catch in 1st half to make score, 17-7)...had 15 catches in 1st five games of year (111 yards)...replaced injured Dawson after first NE play from scrimmage in Super Bowl, on 1-26, and had two catches for 16 yards...in three seasons as a Patriots, has 118 catches for 15th place on all-time list...vs. Buffalo, on 10-13, had 23 consecutive game streak end when didn't catch pass...at NY Jets, on 11-24, had fine day with four catches for 51 yards, including crucial 26 yarder (his longest of season) in 4th quarter on 3rd and nine situation to put NE on NY 30, that setting up game-tying FG and put game into OT (16 seconds left)...vs. Detroit, on 12-8, had only TD catch of regular season, six yarder from Eason in 2nd Q...at LA Raiders, on 1-5, helped eliminate former team with two catches for 34, including 29 yarder...in 1984, had his finest year as a pro, in catching team record 66 passes for 792 yards (12.0 average), with team lead seven TDs and long catch of 34 yards...he had 20 more catches than the next nearest receiver on team (Starring had 46 catches)...he moved past Reggie Rucker's 53 receptions in a year with 1-yard TD catch at Dallas (11-22) early in 4th quarter; he moved past Stanley Morgan's 59 catches in one season with 4-catch, 59-yard outing vs. St. Louis (12-2)...named 1776 QB Club's Unsung Hero...started 12 of the 16 games at H-back offense and started one game (Miami at Foxboro on 10-21 at TE in place of injured Lin Dawson...caught passes in all 16 games, with his best coming with eight catches for 104 yards (13.0 average) at Indy (11-18); he had three TD catches that game with all coming in the first half—on consecutive passes—26 yards, 25 yards and 4 yards...was second top scorer on the team with 42 points (7 TDs)...had six catches at Cleveland (10-7) for 65 yards (10.83 avg.)...had six five-catch games...was 11th top receiver in the AFC...in that Indy game, he

became the first Patriots to catch 100 yards in one half (he had seven catches for 108 yards in the first half), since 1982 when Morgan had 127 yards on four passes in second half vs. Pittsburgh...he became the first Patriot to catch three TD passes in a half...also was Ramsey's first 100-yard game as a Patriot, and his 2nd as a pro (had 122 yards in four catches as a Raider vs. the Chargers in 1981)...was fifth time that a Patriot had scored three TDs in a game...first time since Harold Jackson did it that a Patriot had caught three consecutive passes for a TD (Jackson did it vs. Jets on 9-9-79)...he and Morgan had the team high for catches in a game in '84 with eight...Derrick was acquired in the second week of the '83 season (9-13-83) in a trade that sent TE Don Hasselbeck to the LA Raiders...Derrick played in the first two regular season games of '83 with the Raiders before travelling to the Patriots where he played in 14 games with seven starts...he and TE Lin Dawson helped pave the way in double TE formations in '83 as the Patriots' offense finished third in the AFC (fifth in the league) in rushing...in '83, Derrick finished as the team's third leading receiver with 24 receptions for 335 yards and six TDs...averaged 14.0 yards per reception...also finished second on the Patriots' scoring list in '83 with 36 points on six TD receptions...in only his second game as a Patriot, Derrick had two receptions for 35 yards including a 4-yard go-ahead TD grab in Patriots' 28-23 win over the Pittsburgh Steelers (9-25-83)...longest reception of the '83 season was a 39-yarder at Baltimore (10-9-83)...appeared in every game (64 consecutive) while with the Raiders since 1978...was the leading Raider receiver in 1981 with 52 receptions for 674 yards and four TDs...first 100-yard receiving day as a pro was a four reception, 122-yard effort vs. the Chargers in '81...recorded the longest reception of his career that day, a 66-yard TD...caught seven passes vs. Miami (10-31-82)...made the transition to pro TE from a college QB.

**COLLEGE:** Played four years on the varsity squad...played QB his final two seasons after playing TE as a sophomore...ran for 618 yards and 13 TDs and passed for 892 yards as a senior...also played on an outstanding University of Kentucky basketball team for two seasons.

**PERSONAL:** Single...born in Hastings, FL where he attended Hastings High School for two years, playing basketball and football...transferred to Camden, NJ High where he starred in both football as a quarterback and basketball as a forward...spends offseason in Oakland, CA area.

**GAMES PLAYED/STARTED:** 1978-16/0, 1979-16/0, 1980-16/0, 1981-16/2, 1982-9/0, 1983-16/7 (Raiders 2, Patriots 14), 1984-16/14, 1985-16/3, Total: 121/36.

#### RECEIVING

Year	G	No.	Yds.	Avg.	LG	TD
1978	16	0	—	—	—	—
1979	16	13	161	12.4	40	3
1980	16	5	117	23.4	58	0
1981	16	52	674	13.0	66	4
1982	9	0	—	—	—	—
1983	16	24	335	14.0	39	6
1984	16	66#	792	12.0	34	7
1985	16	28	285	10.2	26	1
Totals	121	188	2364	12.6	66	21

#Club Record

**OTHER STATS:** Kickoff Returns: 1978-seven for 125 yds., 1980-one for ten yds. Fumble Recoveries: 1980-1, 1981-1, Fumbles: 1985-1.

#### Single Game Career Highs


#### 100 Yard Receiving Games

Most Receptions—8 at Indianapolis 11-18-84 7 at Miami 11-15-81(as Raider)	1981—vs. San Diego (11-22) 4-122-1 (66t) (as Raider)
Most Yds. Receiving—122 San Diego 11-22-81 (as Raider) 104 at Indianapolis 11-18-84 81 at NY Jets 9-30-84	1984—at Indianapolis (11-18) 8-104-3 (26t, 25t, 4t)
Longest Receptions—66t vs. San Diego 11-22-81 (as Raider) 58 at Seattle 11-17-80 (as Raider) 40 at Denver 11-25-79 (as Raider) 39 at Baltimore 10-9-83 34 at Denver 11-4-84 33 at Seattle 12-18-83	
Most TD Receptions—3 at Indianapolis 11-18-84 1 (done 17 times) Most recent—at Miami 1-12-86 (AFC Champ.); regular season—vs. Detroit, 12-8-85.	
Longest TD Receptions—66t vs. San Diego 11-2-81 (as Raider) 33t at Seattle 12-18-93 30t San Francisco 10-2-83 26t at Indianapolis 11-18-84 25t at Indianapolis 11-18-84	

## PLAYOFF STATISTICS

RECEIVING						
Year	G	No.	Yds.	Avg.	LG	TD
1980	4	0	—	—	—	—
1982	2	2	39	19.5	25	0
1985	4	7	68	9.7	29	1
Totals	10	9	107	11.9	25	1

**GAMES PLAYED/STARTED:** 1980-4/0, 1982-2/0, 1985-4/0, Total: 10/0.



### TOM RAMSEY 12

QB 6-1 189

UCLA 2nd year

DOB: 7-9-61 at Enino, CA

HOW ACQUIRED: D-10c, 1983 (267th)

**PRO:** Did not play in any regular season games, although did dress for all but five of 20-games...missed 2nd week (on 9-15, at Chicago) to 6th week (vs. Buffalo, 10-13)...was waived during that time, from 9-11 until called back on 10-17 after Eason was injured (shoulder)...was waived when team has numerous injuries in offensive line and team had to pick up some help there...Spent the 1984 season on Injured Reserve, signed with the Patriots on 7-25, as free agent after two years in the USFL...Tom played two seasons in the USFL, playing with the Los Angeles Express in the spring of 1983 and the Oakland Invaders in 1984...in 1983 with the Express, he went 160 of 307 (52.1%) for 1,975 yards, with 13 TDs and 14 interceptions...he ran the ball 28 times for 80 yards, with one TD...the following season, he went 47 of 77 for 61.0% and 396 yards for the Express. He had two TD passes and six interceptions. He rushed three times for 24 yards...upon getting QB Steve Young, the Express sent Tom to the Invaders, where he played 10 games and started in three. He went seven for 14 passing for 116 yards, with one interception and no TDs...he ran five times for 14 yards.


**COLLEGE:** Led UCLA to first place finish in the Pac-10 his senior year, with the team beating Michigan by a 24-14 score in the Rose Bowl to finish 10-1-1 and ranked fifth nationally by both the AP and UPI...Tom was co-MVP of Rose Bowl...UCLA took part in the Bluebonnet Bowl in Tom's junior year and lost to Michigan, 33-14 to finish 7-4-1...UCLA went 5-6-0 in Tom's frosh year of 1979 and 9-2-0 in 1980 his sophomore year to finish 2nd in the league...was one of the team's tri-captains his senior year...in Bluebonnet Bowl, had TD passes of 17 and nine yards for only Bruins TDs...when UCLA played in Rose Bowl in 1983, it was their first appearance there since 1975 season...as senior, went 209 of 336 for 62.2 percent, with 2,986 yards and 21 TDs; as junior, went 134 of 230 for 58.3%, with 1,793 yards and 16 TDs and as a sophomore, went 82 of 148 for 55.4%, with 1,116 yards and nine TDs...when graduated, had school's record for passing yards in a career with 6,618 (441 of 751 for 50 TDs and 58.7%), for career passing percentage, for career completions as well as attempts and for career TD passes (nearest is 29)...threw for at least one TD in his last 16 games and 20 of his last 21 games...threw for school record four TDs vs. Long Beach State...he is also the school's leader in total offensive yards with 6,255 (next has nearly 100 yards less)...when graduated, had school record for attempted passes in one season (all set in 1982), with completed passes (209), passing yardage (2,986, nearly 600 more than previous record) and TD passes (21) and 2nd in attempted passes (he had 336) and completion percentage (62.2%)...threw for 300-plus yards in four games in his collegiate career—345 vs. Arizona in 1982 (29 completions), 322 vs. California (17), vs. Stanford (314 in 19 completions) and vs. Michigan (311 in 22 completions in Rose Bowl)...as senior, led nation in passing efficiency and ranked 7th in country in total offense...passed for 238 or more yards in nine of his last 11 regular-season games...was named co-Player of Year in Pac-10 with John Elway...finished 7th in Heisman voting and was second team UPI All-America as senior...had seven of team's rushing TDs in '82; was named all-league that season...as junior, was selected HM All-America in finishing 11th in country in passing efficiency...in '81, went 15 of 23 vs. Colorado for 258 yards and two TDs...vs. Arizona



State that year, led UCLA from 14 point deficit to win (threw for 177 yards; had a 57 yard TD in that game)...became a starter 10th game of frosh year, and team went 26-8-2 in games he started ...named his team's Most Improved Player as sophomore as threw for 1,116 yards (2nd best for a UCLA soph.)...as frosh, led UCLA to 31-28 come-from-behind win vs. Arizona State, scoring winning TD with nine seconds left.

**PERSONAL:** Single...graduated with B.A. in sociology in June '83...works at radio-TV station in Los Angeles during off-season...attended Kennedy (CA) HS, where was All-America as senior in passing for 1,432 yards...threw for more than 2,000 yards as junior...does some radio/ TV work in Los Angeles area during off-season; also involved with real estate brokerage firm...gives numerous speeches...hobbies: golf, tennis, skiing (snow and water), fishing.

**GAMES PLAYED/STARTED:** 1984-On injured reserve for entire season. 1985-Did not see action.



## **JOHNNY REMBERT 52**

LB 6-3 234

CLEMSON 4th year

DOB: 1-19-61 at Hollandale, MS

HOW ACQUIRED: D-4, 1983 (101st)

**PRO:** On a great many teams in the league, he would be a starter but with the linebackers on the Patriots, has to sit and wait...started five games at right inside linebacker spot, the 2nd week, at Chicago on 9-15 (McGrew out with hip injury) and then four straight weeks (from week six through week nine—vs. Bills, on 10-13 to vs. Miami, on 11-3; for Blackmon with ankle problem when McGrew moved to outside spot for first two games and next two games for McGrew with knee problem)...had 53 tackles during year (33 solos) and in playoffs, had five tackles (all 1st-hits)...had three solos on special teams in regular season...tied for team lead in fumbles recovered with three (shared with Tippet, Nelson and Marion) and also had one fumble recovery in playoffs...had two TDs on fumble recoveries (in EZ at Cleveland, on 10-6, off kickoff return for first pro TD) and at NY Jets in wildcard playoff game, on 12-28, when forced fumble and returned 15 yards to give NE 23-7 lead, thus 1st NE player to ever do it twice in one season (1st special teams TD in team's history in playoffs)...vs. Buffalo, on 10-13, knocked down two passes...in starting that game, had four solos, one assist...had three solos and four assists at Tampa Bay, on 10-27...vs. Indy, on 11-10, recovered fumble and returned nine yards to Colts 33 (NE scores to go in front)...vs. Detroit, on 12-8, recovers fumble at Lions' 29 on 1st series, setting up 1st NE TD...in 1984, he was as injured (left knee) in third preseason game, at Washington (8-17), and was placed on IR on 8-28...was reactivated 11-3 for the at Denver game...finished season with seven solos, eight assisted tackles and had a half a sack for a two yard loss after recovering from left knee injury...Johnny enjoyed a fine rookie campaign as he made a big impact on the Patriots' defense in '83...he filled in for the injured Steve Nelson making eight starts while playing in 15 games...finished the year as the team's fourth leading tackler with 110 total stops in '83...had ten or more total tackles in six of 15 games played in '83...turned in a stellar performance in starting role vs. San Francisco (10-2-83) when he was in on 15 tackles, had one QB sack and one pass deflection...showed his pass coverage ability in Patriots' 21-7 victory over the Bills (11-6-83) when he deflected three passes...also had three tackles and eight assists that same game.

**COLLEGE:** Johnny was the second leading tackler for the Tigers behind All-America FS Terry Kinard (1st round choice of the NY Giants) in '82...entered Clemson as a Junior College All-America from Cowley County Community College in Arkansas City, KS...while at Clemson he was in on 86 tackles, broke up eight passes, recorded one sack and intercepted eight passes for 142 yards and two TDs...also recorded one TD junior year vs. South Carolina when he alertly pounced on a blocked punt in the end zone...for his outstanding efforts he was twice named the ACC Defensive Lineman-of-the-Week during his senior campaign...vs. Duke, he recorded 10 tackles and returned an interception 43 yards for a TD...vs. North Carolina, he had eight tackles and one tackle for a loss...started in nine of ten games last fall.



**PERSONAL:** Married during off-season (April 26th to former Meltina Reese)...a Recreation and Parks Administration major...lists dancing and listening to music among his favorite pastimes...comes from a family of eleven children...was a Florida prep All-Star at DeSoto High School.

**GAMES PLAYED/STARTED:** 1983-15/8, 1984-7/0, 1985-16/6, Total: 38/14.

#### DEFENSIVE STATISTICS

Year	G	Tackles		Sacks	QB Press.	Fum. Rec.	Pass Def.
		Solo	Assists				
1983	15	49	61	2	—	1	4
1984	7	7	8	½	—	—	—
1985	16	33	20	—	—	3	3
Totals	38	89	89	2½	—	4	7


#### PLAYOFF STATISTICS

**GAMES PLAYED/STARTED:** 1985-4/0.

#### DEFENSIVE STATISTICS

Year	G	Tackles		Sacks	QB Press.	Fum. Rec.	Pass Def.
		Solo	Assists				
1985	4	5	0	—	—	1	—

**OTHER STATS:** Forced Fumbles: 1985-1.



## ED REYNOLDS 95

LB 6-5 242

VIRGINIA 4th year

DOB: 9-23-61 at Stuttgart, Germany

HOW ACQUIRED: FA, 1983

**PRO:** Has solid understanding of the Rod Rust defensive system...is a fine backup for the club at inside linebacker spot...had four tackles (three assists) in regular season and had one assisted tackle in playoffs...had six tackles (five solos) on special teams tackles in regular season and added four (two 1st-hits) during playoffs...spent some time on IR list due to left knee sprain (hurt in 1st game, vs. Green Bay) and placed on IR 9-10 and reactivated on 10-11...vs. Detroit, on 12-8, replaced Nelson after ejection in 4th quarter...at LA Raiders, on 1-5, had strong game on special teams with one solo and two assisted tackles and also had a forced fumble...in 1984, played reserve role at inside linebacker position...had 15 solos and 16 assisted tackles...was put on waivers for one day (8-27) as team cut down from 60 to 49 players, but was recalled the following day (8-28)...caused a fumble at Buffalo (9-2)...was relief for Steve Nelson and Larry McGrew at inside linebacker throughout season spelled an injured Steve Nelson vs. Cincinnati (10-14)...Ed was originally signed by the Patriots as a rookie free agent on 5-10-83...he played in all four '83 preseason contests recording six total tackles and one QB sack...was waived on 8-29-83 on the final roster reduction to 49 active players...was re-signed on 9-28-83 when LB Brian Ingram was lost for the season after suffering a knee injury in the fourth game...Ed played in 12 regular season games and was a big contributor on special teams...recovered one fumble in Patriots' 21-7 win over the Rams (12-11-83).

**COLLEGE:** Was a four-year letterman for the Cavaliers...played as a down defensive lineman in 4-3 scheme while at Virginia...played both in as a tackle and outside as a defensive end.

#### FOR THE RECORD...

In the nine games that Steve Grogan has passed the 300-plus yards the Patriots have gone 2-7. In the four games, Tony Eason has thrown for 300-plus yards, the team has gone 1-3.

**PERSONAL:** Single...graduated from Virginia with a degree in Elementary Education...enjoys working with children...earned seven letters at Drewry Mason (VA) High School in football, basketball and track...was prep honorable mention All-State, All-Piedmont and All-Region...comes from a family of six children...spends off-season in Army Reserves as 2nd Lt., going through ROTC program while at Univ. of Virginia (his dad, Randolph, is retired from Military; Ed born in Stuttgart, Germany while his dad serving overseas)...hopes to make military his full-time job after football-playing days over...says Ed: "one of the highest honors is to be a United States serviceman"...off-season military work keeps him in good shape for football, and vice versa... made numerous speaking engagements in his area during the off-season, speaking to schools, clubs and churches...hobbies: hunting, shooting pistols.

**GAMES PLAYED/STARTED:** 1983-12/0, 1984-16/0, 1985-12/0, Total: 40/0.


DEFENSIVE STATISTICS							
Year	G	Tackles		Sacks	QB Press.	Fum. Rec.	Pass Def.
		Solo	Assists				
1983	12	1	6	—	—	1	—
1984	18	15	16	—	—	—	—
1985	12	1	1	—	—	—	—
Totals	40	17	23	—	—	1	—

## PLAYOFF STATISTICS

**GAMES PLAYED/STARTED:** 1985-4/0.

DEFENSIVE STATISTICS							
Year	G	Tackles		Sacks	QB Press.	Fum. Rec.	Pass Def.
		Solo	Assists				
1985	4	0	1	—	—	—	—

**OTHER STATS:** Forced Fumbles: 1985-1.



## BO ROBINSON 41

RB 6-2 225  
 WEST TEXAS ST. 7th year  
 DOB: 5-27-56 at LaMesa, TX  
 HOW ACQUIRED: WV-Atl., 1984  
 (3-67th, 1979)

**PRO:** Spent the entire 1985 season on Injured Reserve, with a left groin strain and a lower abdominal tear...went on IR on 9-20...practiced with team the last part of season...assisted coaches along the sidelines during the season by keeping statistical data concerning opponents...in 1984, he was claimed on waivers from the Falcons on 8-28...he caught four passes for 32 yards (8.0 average), with long of 17 yards...he had one TD catch, four-yard TD at NY Jets (9-30)...was used as an H-Back as well as blocking back out of the backfield...played TE for the first time in his pro career in place of Lin Dawson vs. Cincinnati (10-14) after Dawson was felled with a sprained knee...started at H-back on 10-21 vs. Miami and also started at that position at Denver (11-4)...in 1983, he was the starting H-back for coach Dan Henning, earning his first start since rookie year ('79) in Detroit...he fractured his right arm last week of training camp in '83 and missed first four games of the season...he started in week six vs. New Orleans (10-9-83) and bruised sternum at New Orleans (11-6-83) that cost him starts Week 11 and Week 14 (vs. LA Rams and Washington)...caught 12 passes for 100 yards (8.3 avg.; had 3 catches vs. New England on 10-30-83, his best year as a receiver since catching 14 passes for 118 yards (8.4 avg.) in 1979 in Detroit...was a fine blocking back for William Andrews in '83 as Andrew ran for career high 1,567 yards...in 1982, he was a backup to Andrews, and carried the ball 19 times for 108 yards (5.7 avg.) and had long run of 16 yards; caught seven passes for 55 yards over that season, including having two TDs...saw action on special teams in 1982 and 1983...was drafted in 3rd round by the Lions in '79, and, started 12 of 14 games his rookie year...was pushed out of starting lineup in '80 by number one draft choice Billy Sims ...he was waived a year later.


**COLLEGE:** He rewrote the record book at West Texas State, breaking all Mercury Morris' and Duane Thomas' rushing records, gaining 3,542 yards during his four-year career with single game high of 204 yards against Tulsa in '77.

**PERSONAL:** Married (Nelda) and lives in Duluth, GA, during off-season with Nelda and four children —Twila (11), Monick (10), Bruce (9) and Courtney (5)...spent summer working out to stay in shape and he also refereed high school basketball games...hobbies: golf and horseback riding.

**GAMES PLAYED/STARTED:** 1979-14/12 (Detroit), 1980-14/0 (Detroit), 1981-15/0 (Atlanta), 1982-9/0 (Atlanta), 1983-12/9 (Atlanta), 1984-16/2 (Patriots), 1985 — On Injured Reserve List (Groin, lower abdominal tear). Placed On Injured Reserve 9-2-85. Total: 80/23.

Year	Club	G	No.	RUSHING				RECEIVING				
				Yds.	Avg.	LG	TD	No.	Yds.	Avg.	LG	TD
1979	Det.	14	87	302	3.5	29	2	14	118	8.4	14	0
1980	Det.	14	3	2	0.7	4	0	0	0	0.0	0	0
1981	Atl.	15	9	24	2.7	15	0	0	0	0.0	0	0
1982	Atl.	9	19	108	5.7	16	0	7	55	7.9	29	2
1983	Atl.	12	3	9	3.0	7	0	12	100	8.3	15	0
1984	NE	16	0	0	0	0	0	4	32	8.0	17	1
1985				On Injured Reserve								
Totals		80	121	145	3.6	29	2	37	305	8.2	29	3

**OTHER STATS:** Punt Returns: 1979-one for eight yds. Fumble Recoveries: 1979-1. Kickoff Returns: 1984-three for 38 yds.



## KENNETH SIMS 77

DE 6-5 271

TEXAS 5th year

DOB: 10-31-59 at Kosse, TX

HOW ACQUIRED: D-1a, 1982 (1st)

**PRO:** Had his best year as a pro, until suffering injury at Indy, on 12-1, when fractured left fibula in making tackle in 2nd quarter...was placed on Injured Reserve on 12-4, and worked hard to make it back for the Super Bowl, but was not able to...roster spot was taken by Creswell (free agent from the Philadelphia Eagles) and his spot in starting lineup taken by rookie Veris...this was the 2nd time that Sims fractured his left fibula as a pro—he suffered same injury the final pre-season game of 1983, and missed the 1st 10 games of the regular season that year. He also broke his right fibula while in college...at the time of his injury this past season, he led the NE's defensive line in tackles with 47 1st hits and 18 assists for 65 total tackles...he also had five and a half sacks for 29 yards and one fumble recovery...moved to left tackle spot in four-man front situations...had fine season, right from opening game...vs. NY Jets, on 10-20, led defensive line with six tackles and two assists and had a two-yard sack (his third sack of season)...at Tampa Bay, on 10-27, had his 4th sack of season, for his 3rd straight game with a sack (this one for 10 yards); had neck problems (spasms) in 2nd half of game, and used sparingly because of this...vs. Miami, on 11-3, recorded six yard sack of Marino in 3rd and seven situation from NE 32 as Dolphins knocked out of FG goal range and forced to punt (4th straight game with sack). Also recovered fumble in game, his first of career...at NY Jets, on 11-24, has fine game with eight tackles, two assists to lead team, and had half a sack of minus one yard...was awarded 10th annual Jim Lee Hunt Award as team's outstanding lineman, as selected by the NE coaches (presented by the 1776 Quarterback Booster Club)...in 1984, Ken had 33 solos and 57 assists to lead the team's defensive linemen...he had three and a half sacks for 22 yards, with 21 pressures (second best to Tippet's 220)...caused one fumble, deflected two passes in playing 1160 plays (2nd most on defense to Clayborn's 1186 plays)...won a defensive game ball for two straight weeks—at NY Jets (10-28) and at Cleveland (10-7)—had 2nd half sack of QB Ken O'Brien vs. Jets, and vs. Cleveland, caused fumble by QB Paul McDonald and then Patriots used turnover for go-ahead FG in 3rd quarter...injuries hampered Ken's performance during the '83 season...in only five games played, he was able to show great abili-

ty and came up with some big plays...Ken suffered a fractured left fibula in the final preseason game at Tampa Bay and missed the first ten games of the season...he returned to action in the Patriots' 17-6 win over Miami (11-13-83) and recorded a big stop on the Patriots' goal line...was in on eight tackles and recorded another goal line stop at the NY Jets (11-27-83)...he missed the LA Rams game (12-11-83) with a back injury, but returned to action the following week at Seattle...Ken was the Patriots' most productive defensive lineman during his rookie campaign (1982), when he was the team's fourth rated tackler with 72 total tackles and tied for the team lead in QB sacks with 4½ for -32 yards...he also led the team in QB pressures with 13 and recorded one pass deflection and caused one fumble...Kenneth made a smooth transition from DT in a four-man front at Texas to DE in the Patriots' front three...was in on seven tackles and recorded 2½ QB sacks in Patriots' 29-21 victory over Houston (11-28-82)...had a stellar performance in Patriots' 3-0 shutout victory vs. Miami (12-12-82)...in that game, he was in on 11 tackles and recorded one QB pressure...the following week, he was in on six tackles and recorded one QB sack, one QB pressure and caused one fumble as the Patriots' blanked the Seahawks 16-0 at the Kingdome (12-19-82).

**COLLEGE:** Everyone's top player available in the 1982 College draft, Kenneth was the first defensive linemen to be taken in the first round by the Patriots' since Phil Olsen of Utah State in 1970...in the first quarter vs. TCU (11-14-81), the Longhorns' ninth game of the year, he suffered a right broken fibula and sprained ligaments in his right ankle and missed the balance of the '81 campaign...despite the injury, he averaged 120 tackles a season (12 per game) as a starter over his junior and senior years...as a reserve during his frosh and soph seasons, he had 30 and 51 tackles, in those years, respectively, and 31 sacks, 96 QB pressures, 15 caused fumbles and seven fumble recoveries...one of four team co-captains, he helped the Longhorns hand Ron Meyer's SMU squad their only loss of 1981, by a 9-7 mark on 10-24...in that game he was responsible for 15 tackles and four sacks...was named to every All-America team, Lombardi trophy winner and was a runnerup in both the Heisman Trophy and Outland Trophy balloting senior year.

**PERSONAL:** Single...Ken continues to work on a degree in Education during the offseason...has established the Kenneth Sims Endowed Presidential Scholarship for Women's Athletics at the University of Texas...the fund will provide annual scholarships for UT's nationally acclaimed Department of Intercollegiate Athletics for Women...he also owns a restaurant in the "Marco Polo" restaurant chain...hobbies include fishing and golf...is the youngest in a family of eight children...he was raised in Kosse, TX (pop. 484) and played at Groesbeck High School.

**GAMES PLAYED/STARTED:** 1982-9/9, 1983-5/2, 1984-16/16, 1985-13/13, (placed on Injured Reserve 12-4-85). Total: 43/40.


#### DEFENSIVE STATISTICS

Year	G	Tackles		Sacks	QB Press.	Fum. Rec.	Pass Def.
		Solo	Assists				
1982	9	26	46	4	13	—	1
1983	5	7	14	—	1	—	—
1984	16	33	57	3½	21	—	2
1985	13	47	18	5½	NA	1	—
Totals	43	113	135	13	35	1	3

**OTHER STATS:** Blocked a FG attempt vs. Green Bay 9-8-85.

#### PLAYOFF STATISTICS

1982-1/1, 1985-On Injured Reserve, Total: 1/1.



### STEPHEN STARRING 81

WR 5-10 172

McNEESE STATE 4th year

DOB: 7-30-61 at Baton Rouge, LA

HOW ACQUIRED: D-3a, 1983 (74th)

**PRO:** Caught 16 passes over regular season for 235 yards, an 14.7 ave., with a long of 40; during the playoffs, had two catches for 39 yards, for a 19.5 ave. with

a long catch of 24 yards...was also team's kickoff return man, with 48 returns for 1,102 yards, a 21.1 ave. with a long of 53 during regular season; in the playoffs, had 13 returns for 284 yards, a 21.8 ave. with a long of 37...his 48 returns in a season is a new NE team record and by going over 1,000 yards, he became only the 2nd player in team history to pick up more than 1,000 yards on returns...his 1,012 yards places him 11th on team's all-time kick return record, although he never returned a kickoff prior to 1985 season for NE; he needs 43 return yards to move into the top 10 and 494 yards to move to 5th spot...also had two punt returns for no yards during regular season...started one regular season game (at Indy, on 12-1) when he was used at QB spot for one play (switched positions with Eason). It was a QB option play around right end in 1st quarter, and he pitched to Collins for 14 yard gain...also started two of the four playoff games—at Miami, on 12-16 for the AFC title, and vs. Chicago in the Super Bowl, on 1-26—replacing the injured (finger) Fryar in both outings...in AFC title game, returned opening kickoff 37 yards for a NE playoff record...at Buffalo, on 9-22, returns kickoff 53 yards (his career best)...at Cleveland, on 10-6, had three kickoffs for 77 yards, with long of 31...vs. NY Jets, on 10-20, had two kick returns for 50 yards and had 34 yard setup of NE's winning TD (returned to NE 35)...at NY Jets, on 11-24, had three catches for 51 yards, including 21 yard catch on 3rd and 10 situation in 1st quarter; also had 19 yard catch on 3rd and 12 in 4th quarter...at Indy, on 12-1, had 14 yard catch on 3rd and 10 situation in 1st quarter and in 3rd, had 26 yard catch to Colts' 12...at Miami, on 12-16, averaged 25 yards on kickoff returns and caught one pass for 40 yards (long of season) on 3rd and four situation in 1st quarter to set up team's 1st TD...was a starter all 16 games in 1984, but sat out the 1st two weeks of training camp before signing contract extension on August 10th; the two week layoff put him behind in learning the team's new offense, and he lost starting spot to Fryar...in 1984, Stephen was second on the team in passes caught with 46 for 657 yards (third best on team, 14.3 average) with four TDs and a long catch of 65 yards...started all 16 games...had his TD passes come against Buffalo (9-2) on 65-yarder from Grogan, the second play from scrimmage in the '84 season, had a 42-yarder in a flea flicker vs. Cleveland (10-7) that went from Mosi Tatupu back to Tony Eason to Starring, had 38-yarder vs. Washington (9-23) for Patriots' lone TD in that 26-10 setback, and had five-yarder vs. NY Jets (10-28)...caught pass in all but one game at Philly, (12-9)...caught seven passes vs. Washington for 98 yards...caught six passes for 49 yards at NY Jets (9-30) and six for 61 yards at Dallas on 11-22...returned 10 punts for 73 yards, with long of 16...won game ball for his Cleveland outing, as along with his TD catch, he set up game-winning TD with a 22-yard catch, putting ball on 2 yard line with 14:00 left in the game...vs. Miami (10-21), vs. Jets (10-28) and vs. Denver (11-4) returned punts for the injured Fryar...vs. Buffalo (11-11), strained rib cartilage in 2nd quarter, and had to sit out rest of game; was able to play the following week vs. Colts...in his first year of '83, Stephen made an immediate impact on the Patriots' offense...he finished his first pro season with 17 receptions for 389 yards while averaging an amazing 22.9 yards per reception with two TDs...started his rookie campaign in fine fashion when he took a Steve Grogan aerial 73 yards for a TD on opening day vs. the Colts (9-4-83)...the reception was his first in regular season play...three weeks later, he made his first pro start at Pittsburgh (9-25-83) and caught the game winner, grabbing a 20-yard out pass from QB Grogan, eluding a tackler and racing 76 yards for a TD with just four minutes remaining on the clock...played in 15 games with three starts in '83...did not play at Baltimore (10-9) due to a hip pointer, but returned to action the following week...made a smooth transition from college QB to pro WR...the first of two Patriots' third round choices, Starring was the 74th player selected overall and the ninth WR taken in '83.

**COLLEGE:** Cowboys' starting QB for three seasons, Stephen was drafted by the Patriots as a WR...the Cowboys' all-time total offense leader with 4,989 yards...ranks as 2nd all-time leading passer at McNeese State...completed college career with 1,906 yards rushing on 551 carries while passing for 3,083 yards...finished senior year with 1,264 total offensive yards and eight TDs...was the nation's top rushing QB as a sophomore with 974 yards on 219 carries...set school single game rushing record as a sophomore vs. Arkansas St. (25-234-2 TD)...also threw for 93 yards (1 TD) for a total of 327 total offensive yards in that game...chosen Outstanding Offensive Player in '80 Liberty Bowl despite loss to Southern Mississippi...Southland Conference passing efficiency leader junior year (46.6%)...was the 1983 SLC outdoor high hurdle champion and NCAA Track and Field high hurdle All-America (indoor 1982).

**PERSONAL:** Single...has degree in Physical Education...an accomplished high hurdler, Stephen holds the Cowboys' school record in the 110 HH (13.79 secs.)...individually accounted for 29 points in the 1983 Southland Conference Track and Field meet...in that competition he won the high hurdle competition and placed in the long jump (25' 5"), 200-meter (22.05 secs.) and in the triple jump (49' 13/4")...was a three-sport star (football, basketball and track) at Vinton (LA) High School.

**GAMES PLAYED/STARTED:** 1983-15/3, 1984-16/16, 1985-16/1, Total: 47/20.

Receiving						
Year	G	No.	Yds.	Avg.	LG	TD
1983	15	17	389	22.9	76t	2
1984	16	46	657	14.3	65t	4
1985	16	16	235	14.7	40	0
Totals	47	79	1281	16.2	76t	6

**OTHER STATS:** Fumbles: 1983-1, 1984-1. Fumble Recoveries: 1984-1. Punt Returns: 1984-ten for 73 yds. Rushing: 1984-two for -16 yds.

KICKOFF RETURNS						
Year	G	No.	Yds.	Avg.	LG	TD
1985	16	48	1012	21.1	53	0

**OTHER STATS:** Fumbles: 1983-1, 1984-1, 1985-4. Fumble Recoveries: 1984-1, 1985-1. Punt Returns: 1984-ten for 73 yds., 1985-two for zero yards. Rushing: 1984-two for -16 yds.

#### Single Game Highs

Most Receptions—7 Washington 9-23-84  
6 at Dallas 11-22-84  
6 at NY Jets 9-30-84

Most Yds. Receiving—108 at Pittsburgh 9-25-83  
105 at Buffalo 9-2-84

Longest Receptions—76t at Pittsburgh 9-25-83  
65t at Buffalo 9-2-85  
42t vs. Cleveland 10-7-84  
38t vs. Washington 9-23-84

Most TD Receptions—One (done six times) Most Recent: 10-28-84 NY Jets

#### 100 Yard Receiving Games


1983—at Pittsburgh (9-25) 2-108-1 (76t)  
1984—at Buffalo (9-2) 3-105-1 (65t)

### PLAYOFF STATISTICS

RECEIVING					
Year	No.	Yds	Avg.	LG	TD
1985	2	39	19.5	24	0

KICKOFF RETURNS					
Year	No.	Yds	Avg.	LG	TD
1985	13	284	21.8	37	0

**GAMES PLAYED/STARTED:** 1985-4/2.



## MOSI TATUPU 30

FB 6-0 227

USC 9th year

DOB: 4-26-55 at Pago Pago,  
American Samoa

HOW ACQUIRED: D-8b, 1978 (215th)

**PRO:** The captain of the Patriots special teams—he won best special teams award, as handed out by 1776 Quarterback Booster Club—he led the team in special teams tackles during regular season with 35, 12 coming on 1st hits; he had three special teams tackles in the playoffs (two 1st-hits)...chosen as a 1st alternate special teams player to Pro Bowl...was team's 4th top rusher during regular season, with 152 yards on 47 rushes, a 3.2 ave., long run of 11 yards and two TD runs; in playoffs had 26 yards on 10 rushes (2.6 ave.), with long of 22 yards and one TD...caught two passes for 16 yards (8.0 ave.) with long of 13 yards in regular season and had one catch in playoffs for six yards...is 9th on team's all-time rushing list with 1,826 yards and needs 192 yards to move to 8th place...needs 174 yards to become 10th player in team's history to rush for 2,000 yards in a career...his 121 games played consecutively is 3rd best in the team's history...led team in rushing vs. Buffalo, on 10-13, with six carries for 37 yards, a 6.2 ave. (that was his only start



of the season, replacing James that contest; his longest run of season, 11 yards, was in that game); had one catch for 15 yards in that game...was part of the biggest play of season—vs. Miami, on 11-3, with 11:52 left in 4th quarter, with Moore his partner in backfield, he took handoff from Grogan, pitched back to Grogan, who tossed 28 yard TD to wide receiver Hawthorne that brought NE to within 13-10...also had 11 yard run on a 2nd and nine situation from Miami 12, to give NE 1st and goal (Grogan scored winning TD two plays later)...at Indy, 12-1, he scored his 1st TD of year, one yarder in 4th...at Miami, on 12-16, scored 4th quarter TD on one yard run; also gets four yards on 4th and one late in 4th quarter...in playoffs, at LA Raiders, on 1-5, had bad start (fumbled at NE 17 in 2nd quarter to lead to LA TD), but later has 22 yard run (ties team playoff record) to set up a NE TD ...in 3rd quarter of game, forced fumble that Bowman recovers in EZ for winning score...in AFC title game, at Miami on 1-12, again led special teams by forcing a fumble on 2nd half kickoff which is recovered by Hawthorne and play sets up Weathers' TD to make it 12-7...in 1984, was 2nd top rusher on team with 553 yards in 133 carries for a 4.2 average, with long jaunt of 20 yds...had 20 and one-yard TDs at Indy on 11-18...had 10-yard TD vs. Seattle on 9-16, and also had one-yarder in that game...won game ball vs. Indy on 12-16 for special teams play (with Adams and Franklin)...was voted second alternate to the Pro Bowl team...was selected as the Patriots' Miller Lite Man-of-the-Year...has never missed a game as a pro...Mosi's Mooses sold painters' hats and T-shirts at home games, and gave the American Cancer Society \$5,000 check at end of season...started four games—at Cleveland (10-7, 83 yards in 20 carries), Cincinnati (10-14, 93 yards in 22 carries), Miami (10-21) and Jets (10-28)...had 93 yards in 22 carries for 4.2 average for his best outing of season, and also had 83 yards in 20 carries for a 4.2 average in game at Cleveland (10-7) and had 90 yards in 20 carries for a 4.5 average vs. Miami (10-21) in Foxboro...Mosi won a team leading six game balls for his outstanding offensive and special teams play in '83...the Patriots' second leading rusher with 578 yards and four TDs in '83, Mosi had the NFL's top rushing average of 5.5 yards per tote...late in the season, he led the Patriots to important back-to-back victories over New Orleans and the LA Rams...despite a snow covered field, Mosi turned in the best rushing day of his career, gaining 128 yards on 21 carries as the Patriots blanked the Saints, 7-0 (12-4-83)...a week later in Anaheim, he tied a club record by rushing for three TDs in a 21-7 win over the Rams...from 1981-83, Mosi has rushed for 947 yards on 174 carries and an incredible 5.44 rushing average...he made the second start of his career in the 1983 season finale at Seattle...when he wasn't pounding away yards on the ground, he was nailing opposing kick returners by turning in a total of 22 special teams tackles...in both 1981 and 1982, he turned in 14 special teams tackles...in 1982, he was the Patriots' third leading rusher with 168 yards on 30 carries to average 5.6 yards a carry...while everyone except he and Mark van Eeghen were slipping and sliding on a snow covered turf at Foxboro on 12-12-82, Mosi used his low center of gravity and bullish power to plow through the Dolphins for a 81 yards on 13 carries...in that 3-0 Patriot upset victory, Mosi even managed a 26-yard run despite almost impossible conditions...against Houston (10-18-81), he made his first pro start and ran six times for 64 yards, including a 43-yard jaunt in which he broke no less than seven tackles...in special teams play in '81, he registered eight tackles and four assists while he chipped in 14 solo tackles the year before...was the Patriots' fifth leading rusher in '80 with 97 yds. on 33 carries...in a 21-17 loss at San Francisco (11-30-80), he scored both of the Patriots' TDs, the first two of his pro career...also scored at New Orleans in the final minutes to seal a 38-27 Patriot win...while a FB in the famous I formation offense at USC, then Head Coach Johnny Robinson called Mosi "the best blocking back at USC since Sam Cunningham"...had eight carries, including a 12-yarder, for 50 yards in Patriots 56-3 thrashing of the NY Jets on 9-9-79.

**COLLEGE:** Made four post-season bowl appearances while playing for the USC Trojans...recorded 1277 rushing yards and nine TDs on 223 career carries in addition to another 147 yards gained on 19 receptions while a collegian.

**PERSONAL:** Married (Linnea)...father of a daughter, Linnea Mosiula (7) and sons, Samuel (6) and Mosiula Mealofa and Clarence (both 4)...taking courses during off-season at Northeastern University...very active in various charity appearances during off-season, among them Special Olympics of Rhode Island (is honorary chairman), and school groups...played on Patriots basketball team...traveled to New Zealand (taking photos with photographic anthropologist)...had a daily newspaper column for the Honolulu Advertiser during the week prior to Super Bowl...is involved with Tufts University Veterinary and Wildlife clinics (he raises Pit Bull Terriers)...in spring of '85, conducted athletic/educational clinic for the Samoan Athletes in Action, aimed at the youth of America and Western Samoa (talks supported by Samoa's Dept. of Education)...owns shaved ice store called "The Snowin' Samoan's Hawaiian Style Shaved Ice Store"...Mosi contributes plenty of time to fundraising events and other activities for the Wrentham State School for the mentally handicapped...once helped the Rhode Island ASPCA raise \$25,000 for a building campaign...the son of a former Samoan boxing champ, Mosi was raised in Hawaii and still ranks as one of the top schoolboy gridders in Hawaiian history.

**GAMES PLAYED/STARTED:** 1978-16/0, 1979-16/0, 1980-16/0, 1981-16/1, 1982-9/0, 1983-16/1, 1984-16/4, 1985-16/2, Total: 121/8.

RUSHING							RECEIVING				
Year	G	No.	Yds.	Avg.	LG	TD	No.	Yds.	Avg.	LG	TD
1978	16	3	6	2.0	3	0	0	—	—	—	—
1979	16	23	71	3.1	12	0	2	9	4.5	5	0
1980	16	33	97	2.9	11	3	4	27	6.8	11	0
1981	16	38	201	5.3	43	2	12	132	11.0	41	1
1982	9	30	168	5.6	26	0	0	—	—	—	—
1983	16	106	578	5.5	55	4	10	97	9.7	17	1
1984	16	133	553	4.2	20t	4	16	159	9.9	24	0
1985	16	47	152	3.2	11	2	2	16	8.0	15	0
Totals	121	413	1826	4.4	55	15	46	440	9.6	41	2


**OTHER STATS:** Kickoff Returns: 1978-one for 17 yds., 1979-three for 15 yds., 1984-one for nine yds. Fumbles: 1981-2, 1983-1, 1984-1, 1985-1. Fumble Recoveries: 1981-3, 1983-1, 1984-1, 1985-1.

Single Game Highs	100 Yards Rushing Games
Most Carries—22 vs. Cincinnati 10-14-84 21 New Orleans 12-7-83 20 Miami 10-21-84 20 at Cleveland 10-7-84	1983—New Orleans (12-7) 21-128-0 (18)
Most Yds. Rushing—128 New Orleans 12-7-83 95 Miami 11-13-83	
Most TDs Rushing—3 at LA Rams 12-11-83 2 at San Francisco 11-30-80 2 Seattle 9-16-84 2 at Indianapolis 11-18-84	
Longest Runs—55 vs. Miami 11-13-83 43 vs. Houston 10-18-81	
Longest TD Runs—38t vs. Dallas 9-21-81	
Most Receptions—4 at Seattle 12-18-83 3 NY Jets 11-15-81 3 vs. Cincinnati 10-14-84	
Most Yards Receiving—41 Kansas City 10-4-81 39 vs. Indianapolis 12-16-84 36 at Seattle 12-18-83	
Longest Receptions—41 Kansas City 10-4-81 24 NY Jets 10-28-84 22 Baltimore 9-6-81	
Most TD Receptions—Two— Baltimore 9-6-81, at Atlanta 10-30-83	
Long TD Reception—22t Baltimore 9-6-81	

PLAYOFF STATISTICS

**GAMES PLAYED/STARTED:** 1978-1/0, 1982-1/0, 1985-4/0, Total: 6/0.

RUSHING							RECEIVING				
Year	G	No.	Yds.	Avg.	LG	TD	No.	Yds.	Avg.	LG	TD
1978	1	0	—	—	—	—	0	—	—	—	—
1982	1	1	4	4.0	4	0	0	—	—	—	—
1985	4	10	26	2.6	22	1	1	6	6.0	6	0
Totals	6	11	30	2.7	22	1	1	6	6.0	6	0



**BEN THOMAS**      **99**  
DE 6-4, 280  
AUBURN 2nd year  
DOB: 7-2-61 at Ashburn, GA  
HOW ACQUIRED: D-2c, 1985 (56th)

**PRO:** Saw action in all but one of the 16 regular season games in 1985...during regular season, was involved in five tackles (three 1st-hits) and had two 1st-hit tackles

in the playoffs...filled in very nicely for the injured starter Owens vs. Raiders, on 9-29...at Indy, on 12-1, came into game for the injured Sims (fractured fibula) in 2nd quarter...vs. Detroit, on 12-8, played in four man fronts in place of Sims...Was 4th player taken in draft by Patriots, ...Patriots gained him through draft day trade with San Francisco 49ers for additional 2nd round pick (Patriots gave up their 1st and 3rd picks for 49ers' 1st, 2nd and 3rd picks).

**COLLEGE:** Auburn went 34-14 in his four years, went 9-3-0 in 1982 (beat BC, 33-26 in Tangerine Bowl), went 11-1 to win SEC in 1983 (and beat Michigan, 9-7, in the Sugar Bowl) and went 9-4 his senior year (beat Arkansas in the Liberty Bowl)...led team as senior with record 141 tackles (Humphrey had previous high of 125 in 1981), and also led in tackles behind line of scrimmage with 11 and 3 QB sacks...was three-year letterman in college...as senior, named *AP* All-Southeastern Conference (SEC)...had 66 solo tackles, 75 assists as senior...had best game vs. Alabama with 19 tackles; also had 15 tackles vs. Georgia...as junior, was 4th top tackler on defensive line with 55, 31 of which were solo; best game was 15 tackles vs. Georgia...had six solo and three unassisted vs. Mississippi State and Southern Mississippi...specialized in short-yardage situations as frosh; made great plays on 4th and inches to stop Nebraska and Florida drives with latter proving the difference in 14-12 Auburn win.

**PERSONAL:** Married during off-season (in June; Charlene)...attended Auburn University during off-season, working towards degree...was honored with Ben Thomas Day in his hometown Ashburn, Ga., getting key to city on March 15th...spent great deal of time lifting and working out during off-season...did several charity appearances for March of Dimes...purchased three quarter horses during off-season...was a three-year starter at DT at Turner County, HS in Ashburn, GA...selected all-state and all-region as a senior...was starter on offensive and defensive lines as junior, senior...one of four children (four boys) ...hobbies: basketball, softball and horseback riding...given name: Benjamin Thomas, Jr....parents: Benjamin and Blanch.

**GAMES PLAYED/STARTED:** 1985-15/0.

#### DEFENSIVE STATISTICS

Year	G	Tackles		Sacks	QB Press.	Fum. Rec.	Pass Def.
		Solo	Assists				
1985	15	3	2	—	—	—	—

#### PLAYOFF STATISTICS

**GAMES PLAYED/STARTED:** 1985-4/0.

#### DEFENSIVE STATISTICS

Year	G	Tackles		Sacks	QB Press.	Fum. Rec.	Pass Def.
		Solo	Assists				
1985	4	2	—	1	—	—	—



### ANDRE TIPPETT 56

LB 6-3 241

IOWA 5th year

DOB: 12-27-59 at Birmingham, AL

HOW ACQUIRED: D-2b, 1982 (41st)

PRO BOWL: 1985, 1986

**PRO:** In having his finest pro career in 1985, Andre became one of the premier linebackers in the NFL...was selected to the Pro Bowl as starter in 1985, after having been selected as a reserve for that honor the season before...was team leader in sack for the 3rd straight year, had 16.5 sacks for 118 yards, the leader in the AFC. He finished just a half sack behind NFL leader Richard Dent of Chicago...also tied for the team lead in fumble recoveries with three (tied with Nelson), with one going for his 1st career TD. He also tied Nelson and Roland James for the team leader in forced fumbles, with three...was 3rd on team in tackles with 97 (65 1st-hits), although just about every team tries to figure out a way to shut him down...had three pass deflections over regular season...in playoffs, had 21 tackles (16 1st-

hits); also had one sack for nine yards...selected to All-NFL team (selected by *Associated Press*, *NEA* and the Pro Football Writers Association), *The Sporting News* All-Pro team, the "101" AFC Defensive Player of the Year award, the *United Press International (UPI)* AFC Defensive Player of the year award, as well as the *NY Daily News* Defensive Player of the Year award, in addition to the Big Brothers/ Big Sisters -Turns Neutralizer of the Year award (selected by NFL Films, for hardest hits of season)...took part in NBC's Superteams competition, as well as NBC's Superstars competition...is moved to down lineman position in team's four-man front...started off season, vs. Green Bay, on 9-8, with three sacks for 27 yards...vs. Raiders, on 9-29, in 2nd quarter, recovered fumble when LA punter Ray Guy had bad snap, and Tippet returned 25 yards for TD and a 20-14 NE lead...at Cleveland, on 10-6, recovered fumble for 2nd straight week...vs. Buffalo, 10-13, recovered 3rd fumble of season...vs. NY Jets, on 10-20, had four tackles and three assists; also had three sacks for 17 yards—had a five yard sack and QB pressure on Jets' last drive...was selected AFC's Defensive Player of Week by *Sports Illustrated* and AFC's Defensive Player of Week by league office...vs. Miami, on 11-3, in 3rd quarter, stopped Miami drive on 3rd and 8 situation with 13 yard sack of Marino...vs. Indy, on 11-10, had 3rd three-sack game of season (13 yards; also deflected two passes)...at Seattle, on 11-17, in 3rd quarter, had four yard sack and in 4th quarter, stops Seattle's final drive with 12 yard sack to move ball to Seattle 17 with less than one minute left...at NY Jets, on 11-24, had one and a half sacks for eight yards, thus 4th straight week of having sack (5th time in six games)...vs. Detroit, on 12-8, had sack and forced fumble (Adams recovered) in 4th quarter, resulting in NE field goal...at Miami, on 12-16, had stellar outing with two sacks (15 yards), two forced fumbles and six 1st-hit tackles...in wildcard playoff game, at NY Jets, on 12-28, has one sack for nine yards and later tackles O'Brien (out of game with concussion)...at LA Raiders, on 1-5, led team with nine tackles (seven solos)...at Miami, on 1-12, put good pressure on Marino throughout game...In 1984, Andre broke team record for sacks in one season, with 18 and a half for 166.5 yards, with the old record being 13 and a half, set by DE Tony McGee in 1977 (broke that mark vs. St. Louis (12-2) which held Cards to a 2nd quarter FG)...he had banner year as was voted the best linebacker/defensive back in the AFC in a vote of the conference's running backs, quarterbacks and wide receivers...he was named Patriots' MVP by 1776 QB Club...2nd in NFL in quarterback sacks to Mark Gastineau of the Jets; Andre had 6 games in which he had 2 or more sacks in '84...Andre started all 16 games...had 108 tackles, 48 solos, 60 assists as was fourth on team in tackles...led team in QB pressures with 22; had two deflections and caused one fumble...in only his second season of '83, Andre earned the starting left outside linebacker spot and led the team in sacks with 8½ for -50½ yards...also played as a defensive end in four-man fronts...finished seventh on the team tackle chart with 86 total stops and second behind right outside linebacker Don Blackmon (10) with eight QB pressures...possibly the best game of '83 came in Patriots' 21-7 win over the LA Rams when he recorded six tackles, four assists, two QB sacks for -15 yards, one pass deflection, caused two fumbles and recovered one...his fumble recovery led to a Mose Tatupe four-yard TD run...had an outstanding defensive effort in Patriots' 23-13 victory over the NY Jets (9-18-83)...on one series, he forced then Jet QB Richard Todd to throw away a pass through the endzone, then batted down a sure TD reception in the back of the endzone and on the next play sacked Todd for a 11-yard loss...that sequence occurred when the Jets had a first and goal at the Patriots' seven yard line in the fourth quarter...finished the day with seven total tackles, one sack and two QB pressures...was named NFL Defensive Player-of-the-Week by *Pro Football Weekly* and ESPN for his efforts...missed New Orleans game (12-4-83) with an ankle injury, but returned the following week against the Rams...Andre played in all nine games with one start during his rookie campaign...was the first reserve OLB to come in and was a regular on special teams in '82...filled in for the injured Larry McGrew during the second half at Pittsburgh (12-26-82) and recorded eight tackles and two QB pressures...also had a stellar performance when he started for the injured McGrew in the Patriots' 30-19 victory over Buffalo (1-2-83)...in that game he was in on eight tackles and two QB pressures.

**COLLEGE:** Andre played as both a standup DE and OLB for the Hawkeyes, leading them to the Rose Bowl as a senior, the school's first appearance there since 1959...spent one year at Ellsworth (Iowa) J.C. before transferring to Iowa...started his junior and senior years while at Iowa...recorded 141 career tackles and 35 QB sacks with three interceptions and two fumble recoveries...his 20 tackles for 153 yards in losses as a junior was tops in the Big Ten...Coach Hayden Fry said Tippet had the best game he has ever seen by a DE when he recorded six solo tackles, three assists, two QB sacks and broke up four passes vs. Iowa St. his senior year...was an *AP*, *UPI*, *NEA*, Football Writers and *Football News* 1st Team All-America selection in '81.

**PERSONAL:** Has daughter, Janea Lynn (2½)...Andre is a second degree black belt in karate...participates in numerous karate tournaments ...received his Brown Belt in Uechi-Ryu Karate-DO during 1984 off-season...lists target shooting, bowling and creative cooking among his favorite pastimes...was elected All-City and team captain in football, track and wrestling at Barringer High School in Newark, NJ.

**GAMES PLAYED/STARTED:** 1982-9/1, 1983-15/13, 1984-16/16, 1985-16/16, Total: 56/46.

#### DEFENSIVE STATISTICS

Year	G	Tackles		Sacks	QB Press.	Fum. Rec.	Pass Def.
		Solo	Assists				
1982	9	10	18	—	5	1	—
1983	15	48	38	8½	8	1	2
1984	16	48	60	18½	22	—	2
1985	16	65	32	16½	NA	3*	2
Totals	56	171	148	43	35	5	6


\*Returned Fumble for TD (25 yards) vs. LA Raiders 9-29-85.

#### PLAYOFF STATISTICS

**GAMES PLAYED/STARTED:** 1982-1/0, 1985-4/4, Total: 5/4.

#### DEFENSIVE STATISTICS

Year	G	Tackles		Sacks	QB Press.	Fum. Rec.	Pass Def.
		Solo	Assists				
1982	1	2	—	—	—	—	—
1985	4	16	5	1	—	—	1
Totals	5	18	5	1	—	—	1



### TOM TOTH 74

OT 6-5 275

WESTERN MICHIGAN 1st year

DOB: 5-23-62 at Blue Island, IL


HOW ACQUIRED: D-4a, 1985  
(102nd)

**PRO:** Spent the 1985 season on Injured Reserve, going on IR 8-15 with right ankle injury...suffered injury in rookie scrimmage vs. Redskins in Foxboro on 7-26...was placed in a removable cast on 8-5...practiced with team the last half of season...coaches are high on his future.

**COLLEGE:** Was drafted by the Oakland Invader of USFL in 1-85, but waited for NFL draft...Was 6th player taken in draft by Patriots, ...an avid weight-lifter, ...sat out his first year of 1981 as red-shirt...broke his arm the week before his first collegiate game in 1981, and had to sit out seven weeks...he came back for the team's Homecoming Game (wearing a cast) and broke his arm in the same place six plays into that game...team went 6-5 his frosh year of 1981, went 7-2-2 in 1982 (2nd in league), 6-5 in 1983 (2nd in league)...dominated play in the Mid-American Conference (MAC) as senior, after missing 1st and 4th and 5th games due to minor knee injury...was HM AP All-America as senior; was WMU co-captain...was voted his team's Offensive-Player-of-the-Year by his teammates after his senior year...HM All-MAC as junior...percent...was guard in 1982 and started 9 games that season (graded out 83 percent)...figured to see plenty of action with 2nd team unit in 1981, but suffered injury early that season, causing him to miss most of season...played against Patriots teammate, Jim Bowman (from Central Michigan Univ.) throughout college.

**PERSONAL:** Married the former Gail Nelson on June 13th...expects to spend off-season months working towards his degree (because of team's post-season activities last year, did not have time to register)...spends great deal of time working out...hobbies: all sports, also likes to fish, camp...dad, Robert, played guard at Xavier University from 1952-55...his high school football team was 28-8 while he was there...started playing tackle football in fifth grade ...attended Carl Sandburg HS in Orland Park, IL, team went 28-8 in his four years as starter (9-0 his frosh season, 7-2 as a sophomore, followed by 6-3 records the final two years)...was a starter at wing back (also played some safety) as a 145 pound freshman, then started at both offensive and defensive tackles as sophomore and senior and at offensive tackle as junior...weighed 210 pounds as senior, and then weighed 245 during first year of college...as senior, selected all-state HM...hobbies: lifting weights, softball, fishing...given name: Thomas Jeffrey Toth...parents: Robert and Joan...has two brothers and two sisters.

1985—On Injured Reserve List (ankle) entire season. Placed On Injured Reserve 8-15-85.



## **GARIN VERIS 60**

DE 6-4, 255

STANFORD 2nd year

DOB: 2-27-63 at Chillicothe, OH

HOW ACQUIRED: D-2a, 1985 (48th)

**PRO:** Had an outstanding rookie campaign, as selected to the *UPI* All-Rookie team, the Pro Football Writers All-Rookie team, and named the 1776 Quarterback Booster Club Rookie of Year...had 31 tackles during regular season, with 28 1st-hits...had 2nd best sack total on team with 10 (71 yards) and added one pass deflection and two forced fumbles during regular season...led AFC in sacks by rookie and set new NE rookie record for sacks...in playoffs, had 14 tackles (10 1st-hits); he led team in playoff sacks with four for 49 yards and had two pass deflections, one fumble recovery and one forced fumble as well as two pass deflections and one interception...replaced Sims in starting lineup for the last seven games of 20-game season (starting with Detroit game of 12-8)...also started one game at the right end spot, at Chicago, on 9-15, replacing injured Toby Williams...in first pro game, vs. Green Bay, on 9-8, played well and made one of team's seven QB sacks (nine yards)...played right end on team's four-man front...vs. Raiders, on 9-29, missed most of game with hamstring injury...vs. NY Jets, on 10-20, recovered Tony Paige fumble in 3rd quarter at NE eight yard line on 3rd and goal situation from NE one (Roland James caused fumble) as Veris came from other side of field to make play)...also had seven yard sack of O'Brien on Jets' final play as Jets reached NE 46 with 52 seconds left...at Tampa Bay, on 10-27, had 3rd sack of year (three yarder) and his 2nd in two games...vs. Indy, on 11-10, had two sacks for six yards, his first multi-sack game of pro career...at Seattle, on 11-17, had eight yard sack (played game with right ankle/right knee problem)...his seven sacks in a season ties team rookie record, set in 1973 by Ray Hamilton)...at NY Jets, on 11-24, had five yard sack in 2nd quarter to set team mark for sacks in year by a rookie (eight); his 3rd straight week with sack...at Indy, on 12-1, in 3rd quarter, sacks Pagel for 10 yarder on 4th and 24 situation...at Miami, on 12-16, recovers fumble (2nd career) near halftime (forced by Tippet)...vs. Cincinnati, on 12-22, has team's lone sack 10th of year, a two yarder; also has pass deflection...in playoffs, at NY Jets, on 12-18, has best game of career with three sacks for 35 yards, one forced fumble (recovered by Jets after 27 yards lost on play), one deflected pass, 4 solo tackles (3rd on team), one interception 1st of career) and an 18 yard fumble return to NY 17...in AFC title game, at Miami on 1-12, recovered fumble on Miami's 1st play of game to set up NE FG; also sacked Marino for 14 yarder in 2nd half (only sack in game for either team)...Was 2nd player taken in draft by Patriots.

**COLLEGE:** Began his career at TE, then moved to linebacker; worked at both DE and OLB the last three years...improved his draft position by having outstanding Senior Bowl and East-West Shrine games; he was selected the MVP-defense in both all-star games...played with both broken thumb and sprained ankle as



senior...was 8th top tackler on team as senior, as teams ran away from him—led team in behind-line tackles with 11, in sacks with five...named HM AP All-America and UPI 2nd team All-America and 1st team All-Pac 10 in 1984...was central figure in Stanford switch from 3-4 defense of 1982 to 4-3 in 1983...made 2nd team All-Pac 10 as junior, making 71 tackles (44 solos), with 12 tackles for loss (high on team) and team high of seven sacks...best game as junior: vs. Oklahoma (10 tackles, seven unassisted, two tackles for loss)...as soph., was 6th top tackler on team with 30 solos and 74 total...led team in both sacks (9) and fumble recoveries (tied at 2)...had three pass deflections...as frosh, had 36 tackles, despite getting nagging shoulder bruise mid-way through year (best game: vs. Oregon with 10 tackles, two sacks, fumble recovery)...in first college game (at Purdue), played both ways, with 16 plays on defense as backup OLB and 6-8 offensive plays (at TE) in short yardage, goal-line situations.

**PERSONAL:** Single...attended Stanford University during the off-season, needing one quarter to graduate (expected to finish after 1987 season)...spent great deal of time working out and also speaking to groups...played in numerous celebrity golf tournaments...attended Chillicothe, Ohio where named *Parade*, *Football News* and National Coaches All-America honors..., as senior, despite missing the first four games with a broken ankle, caught 16 passes for 276 yards with two TDs; made 61 tackles from DE...named district Lineman-of-the-Year...invited to play in annual Ohio North-South all-star game...as junior and senior, was an All-America in track (shot put and discus) as well, with best of 64'-8¾" in the shot and 191'-4" in the discus...in basketball, averaged 17.5 points/19 rebounds a game and selected first team all-state center...voted his area's Player-of-Year and MVP of Ohio North-South all-star game...also played baseball in HS (as pitcher-third baseman)...selected Stanford over Ohio State, although OSU only 45 min. south of hometown and a school he had grown up watching (Stanford would let him compete in track, OSU frowned on it)...hobbies: traveling, sports...given name: Garin Lee Veris...parents: Larry and Judith.

**GAMES PLAYED/STARTED:** 1985-16/4.

#### DEFENSIVE STATISTICS

Year	G	Tackles		Sacks	QB Press.	Fum. Rec.	Pass Def.
		Solo	Assists				
1985	16	28	3	10	—	2	1


#### PLAYOFF STATISTICS

**GAMES PLAYED/STARTED:** 1985-4/4.

#### DEFENSIVE STATISTICS

Year	G	Tackles		Sacks	QB Press.	Fum. Rec.	Pass Def.
		Solo	Assists				
1985	4	10	4	4	—	1	2

**OTHER STATISTICS:** Interceptions: 1985-One for 18 yards. Forced Fumbles: 1985-1. Fumbles: 1984-1.



## ROBERT WEATHERS 24

RB 6-2 222

ARIZONA STATE 5th year

DOB: 9-13-60 at Westfield, NY

HOW ACQUIRED: D-2a, 1982 (40th)

**PRO:** Was 3rd top rusher during regular season with 174 yards on 41 rushes, a 4.2 ave. and long of 42 (TD vs. Cincinnati on 12-22 in lone TD of season)...had two catches for 18 yards, 9.0 ave. with long of 13...had one kickoff return of 18 yards...in playoffs, was 3rd top rusher on club with 108 yards on 26 carries, a 4.2 ave., with long of 45 (vs. Miami in 2nd quarter to Miami seven, setting up NE's 1st TD and to give NE lead for good; had two catches for five yards, with long of three and one TD...45 yarder vs. Miami a new NE playoff record run...had

best game of season vs. Miami, on 1-12, for AFC title when ran for 87 yards on 16 carries; also had two yard TD pass from Eason in 3rd quarter...in playoffs, at LA Raiders, on 1-5, came nine times for 18 yards, long of five...had his best regular season outing, vs. Cincinnati, on 12-22, when ran for 52 yards on three carries (including game-winning TD of 42 yards on a 4th and inches situation with less than two minutes left; earlier, had crucial seven yard run on 3rd down play from inside NE 10 yards in 4th quarter...teamed with Tatupu late in season to become team's "tough yardage guys", or short yardage players...had five carries for 15 yards vs. Green Bay, on 9-8...at Chicago, on 9-15, had one of team's two 1st downs rushing (both came on 1st series of 2nd half)...had six yard run on 3rd and 4 situation to NE 33...had three 15-yard games—at Buffalo (six carries), on 9-29; at Browns, (four carries), on 10-6 and vs. Buffalo (five carries), on 10-13...vs. Detroit, on 12-8, rushes three times for 18 yards, all on game's final series, including having 13 yard pickup...in 1984, Robert was on the active roster for four games, having suffered an injury to his right knee on a clipping penalty at Miami 9-9, had arthroscope on 9-12, put on IR 9-13 and reactivated for the final two games on 12-8...suffered cartilage tear and had arthroscope after mini-camp after it was discovered that there was swelling in the knee...Robert started off his second season in '83 in fine fashion when he ran for 100 yards on six carries including a 77-yard run vs. Baltimore (9-4-83)...he finished the year with 73 carries for 418 yards...led the team with a 5.7-yard average per carry...that average was the best in the league for players with 55 or more rushing attempts...had a big day at Atlanta when he rushed for 99 yards on 12 carries for a 8.3-yard average...proved he is a fine receiver out of the backfield as he finished as the team's fourth ranked receiver with 23 receptions for 212 yards...saw action in 15 games as the offensive backs rotated regularly...has fine outside speed for his size and can return kickoffs when needed...averaged 22.7 yards on three KOR's in '83...Robert started the first two regular season games of his rookie year at FB...he rushed for 47 yards on 13 carries and scored one TD in the Patriots' 24-13 victory over Baltimore (9-12-82)...the following week vs. the NY Jets (9-19), he caught three passes for 24 yards while rushing the ball three times for -1 yard...on the year, he saw action in six games with two starts in '82...averaged 5.0 yards per carry (6 attempts, 30 yards) in Patriots' 16-0 shutout victory at Seattle (12-19-82)...the first of three second round draft choices in '82 (40th player selected overall, eighth RB).

**COLLEGE:** Had 2,158 yards on 406 carries for a career average of 5.31 yards per carry while at Arizona St...ran for over 100 yards on four occasions including a career best of 208 yards on 27 carries and a 73-yard TD sprint vs. California senior year...Sun Devils' leading rusher five of 11 games his junior year...had a 77-yard TD run vs. Hawaii as a soph...was named to the 2nd team All-Pac 10 and received *Football News* Honorable Mention All-America recognition as a senior.

**PERSONAL:** Married (Denise)...is the father of one son Michael (5)...during the off-season, took karate lessons from teammate Tippet...is the older brother of Clarence Weathers, a former Patriot wide receiver, now a wide receiver and punt returner for the Cleveland Browns...was a busy person during off-season in playing for Patriots basketball team and made numerous speaking appearances for the Patriots' PR office...won 1776 Quarterback Booster Club Citizenship Award after 1985 season...selected team's Miller Lite Man of Year for his off-the-field and on-the-field activities...visits area schools to counsel students on citizenship and racial harmony and also visits juvenile detention centers in Fall River, Mass. and in Roxbury, Mass. to help provide a role model to youths...active in Friends of Wrentham, a fund-raising group for Wrentham State School for the Mentally Handicapped...in 1985, helped organized Father's Day Pancake Breakfast that helped Wrentham State School and aided scholarship fund for John Gaudet, the former Foxboro police chief...active in Rhode Island Special Olympics and member of Fellowship of Christian Athletes, and Big Brothers organization...makes appearances for Boys Club of America...involved in Spaulding Rehabilitation Hospital in Boston...missed '81 spring ball and second semester at Arizona St. as he stayed home to care for his brother and sister while his mother underwent kidney surgery...lists drawing, movies and video games among his favorite pastimes...All-America and MVP selection his senior year in both football and track at Fort Pierce Central (FL) High School...won Florida State 220-yard dash senior year with a 21.1 sec. mark...ran 9.4 sec. 100-yard dash as a junior in high school.

**GAMES PLAYED/STARTED:** 1982-6/2, 1983-15/4, 1984-2/0, 1985-16/0, Total: 39/6.

Year	RUSHING						RECEIVING				
	G	No.	Yds.	Avg.	LG	TD	No.	Yds.	Avg.	LG	TD
1982	6	24	83	3.5	18	1	3	24	8.0	22	0
1983	15	73	418	5.7	77	1	23	212	9.2	19	0
1984	2										
1985	16	41	174	4.2	42t	1	2	18	9.0	13	0
Totals	39	138	675	4.9	77	3	28	254	9.1	22	0

**OTHER STATS:** Kickoff Returns: 1983-three for 68 yds, 1985-one for 18 yds. Fumbles: 1982-1, 1983-4.

#### Single Game Highs

Most Carries—14 at Baltimore 10-9-83  
13 at Baltimore 9-12-82  
12 at Atlanta 10-30-83

Most Yards Rushing—100 vs. Baltimore 9-4-83

Most TDs Rushing—One (done three times)

Most Recent: vs. Cincinnati 12-22-85

Longest Runs—77 vs. Baltimore 9-4-83

42t vs. Cincinnati 12-22-85

Most Receptions—5 at Atlanta 10-30-83

4 at Buffalo 10-23-83

Most Yards Receiving—55 at Atlanta 10-30-83

47 at Buffalo 10-23-83

34 at Baltimore 10-9-83

Longest Receptions—22 NY Jets 9-19-82

19 at Baltimore 10-9-83

17 at Atlanta 10-30-83

16 Miami 11-13-83


Longest TD Reception—2t at Miami 1-12-83 (AFC Champ.)

Most TD Receptions—one two yarder at Miami 1-12-86 (AFC Champ.)

### PLAYOFF STATISTICS

Year	RUSHING						RECEIVING				
	G	No.	Yds.	Avg.	LG	TD	No.	Yds.	Avg.	LG	TD
1985	4	26	108	4.2	45	0	2	5	2.5	3	1

**GAMES PLAYED/STARTED:** 1985-4/0.



## CLAYTON WEISHUHN 53

(pronounced Y soon)

ILB 6-1 218

ANGELO STATE 3rd year

DOB: 10-9-59 at San Angelo, TX

HOW ACQUIRED: D-3b, 1982 (60th)

**PRO:** Missed 2nd season, sitting out entire 1985 season due to knee problem....had reconstructive surgery to repair and reconstruct a ligament during four-hour operation on 8-2....was placed on Injured Reserve on 8-19 and spent the regular season resting the knee and then working in out....spent eight weeks in a splint....came back to Foxboro during one month of off-season to rehab knee...Clayton suffered knee injury in third quarter of first regular season game (9-2-84), and sat out rest of season on IR, put on IR on 9-5...in only his second year of 1983, he led the team with an incredible 229 total tackles...he averaged 14.3 stops per game in '83...also recorded 1½ sacks, six QB pressures, three pass deflections and recovered three fumbles on the year...Clayton played a major role in a Patriots' defense that gave up the third fewest points of any defense in the league in '83 (289)...had a big day in Patriots' 28-23 win at Pittsburgh (9-25-83) when he took a lateral on a Steve Nelson interception 27 yards for a score...also dropped Franco Harris twice in the backfield and forced QB Cliff Stoudt to throw the ball away on a play from the Patriots' 17 yardline...finished the day with nine tackles, nine assists and two

QB pressures...led the Patriots' defensive effort in the snow and sleet in Patriots' 7-0 victory over New Orleans (12-4-83)...was in on 21 total tackles and forced a fumble to halt a potential Saints' scoring drive at the Patriots' 32-yardline in the first quarter...recorded 20 total tackles and one QB pressure vs. San Francisco (10-2-83)...showed his speed and agility when he had 1½ sacks in Patriots' 21-7 win over Buffalo (11-6-83)...was in on 13 tackles that same game...Clayton enjoyed a banner rookie year as he started all nine regular season games and was the team's second leading tackler...on the year he was in on 123 tackles (seven behind team leader Steve Nelson), recorded 1½ QB sacks for -16 yards, one QB pressure, three pass deflections and recovered one fumble...for his efforts he was named the 1776 Fan Club's Rookie-of-the-Year and was selected to *Pro Football Weekly's* All-Rookie Team...was in on 12 tackles or more in every game but one in '82...had a big day at Pittsburgh (12-26-82) when he recorded 15 solo tackles and 10 assists...was in on 15 tackles and recorded one QB sack in Patriots' 3-0 shutout victory over Miami (12-12-82)...Clayton was the Patriots' second of two third round picks in '81 and was the 60th player selected overall...he was taken with Seattle's third round choice that was acquired in the Horace Ivory trade (9-25-81).

**COLLEGE:** Was the Long Star Conference Lineman-of-the-Year in '80 and '81...team's leading tackler for three straight seasons...racked up an amazing 523 total tackles over his career at Angelo State...had a stellar performance his senior year vs. Stephen F. Austin when he recorded 13 tackles, five assists, caused two fumbles, and had two QB sacks and five tackles for losses of 37 yards...senior honors included AP 1st Team Little All-America, Football Coaches 1st Team College Division I All-America, 1st Team All-Lone Star Conference, NAIA 2nd Team All-America, '82 Olympia Gold Bowl Defensive MVP and played in '82 East-West Shrine Game.


**PERSONAL:** Married (Diane)...is the father of one daughter, Brandi Kate (3)...graduated from Angelo State with a B.S. in Physical Education and a minor in History in 1982...chose Angelo State in order to remain close to home because of farming interests...entire family is actively involved in primarily cotton farming in and around San Angelo...works during offseasons on family's 2,000 acre cotton farm and cattle ranch...enjoys fishing, hunting and water skiing...All-State selection while at Wall (TX) High School...led team to Class A State Semifinals senior year...also played basketball and track...ran a 9.9 100-yard dash as a senior.

**GAMES PLAYED/STARTED:** 1982-9/9, 1983-16/16, 1984-1/1, 1985-on IR (on: 8-19-85), Total: 26/26.

1985 On Injured Reserve

DEFENSIVE STATISTICS							
Year	G	Tackles		Sacks	QB Press.	Fum. Rec.	Pass Def.
		Solo	Assists				
1982	9	48	75	1½	1	1	3
1983	16	78	151	1½	6	3	3
1984	1	5	3	—	—	—	1
1985	On Injured Reserves						
Totals	26	131	229	3	7	4	7

**OTHER STATS:** Returned interception on lateral from Nelson 27 yds. for TD at Pittsburgh 9-25-83.



**DERWIN WILLIAMS      82**  
 WR 6-1 185  
 NEW MEXICO 2nd year  
 DOB: 5-6-61 at Brownwood, TX  
 HOW ACQUIRED: D-7b, 1984 (192th)

**PRO:** In his 1st season of pro ball (he was on Injured Reserves in 1984), he had nine catches for 163 yards, an 18.1 ave., with a long catch of 30 yards during

regular season...had his best game come in his 1st pro game, with five catches for 94 yards in opener, vs. Green Bay, on 9-8 (led team in catches as well as yards in the game)...in that Packer game, 30 yard catch set up TD on 3rd and 18 on NE 38 to put ball on Green Bay 32—and next play, with 36 seconds left in half, 29 yard catch to put ball on three (next play was three yard TD from Eason to Jones)...followed that with a three-catch, 46 yard game the following week, at Chicago, on 9-15, with all catches in 1st half...other game he caught pass came at Cleveland, on 10-6, with one catch for 23 yards...started one game over season, that vs. Chicago, on 9-15, in place on Fryar (rib injury)...injured in opening playoff game, at NY Jets, on 12-28 (right knee, medial collateral ligament) and had to miss rest of playoffs (hurt on special teams)...placed on IR on 1-3...in 1984, Derwin spent season on IR...played well in the preseason, with two catches for 26 yards with long of 17 yards at Buffalo (8-11-84) in second preseason game; those two passes came on the team's final drive, that ended with a TD...in that KC game (8-24-84), had three catches for 51 yards with long of 37...his 37-yarder set up the final TD scored in 36-7 NE win, with TD coming two plays after his catch put ball on 26 yard line.

**COLLEGE:** Derwin was New Mexico's fastest and most experienced receiver, grabbing 37 passes for 677 yards for an 18.3 average and five TDs his senior year...had 76 career catches for 1,508 yards (19.8 average) and 10 TDs over three years at New Mexico...ranks sixth on the New Mexico all-time receiving list with his 76 catches and fourth in yards...gained honorable mention All-WAC as senior...was team's second leading receiver as junior when had 27 catches for 506 yards and 3 TDs...he missed '81 season in order to study for the ministry...he caught 12 passes for 325 yards and two TDs as freshman in 1980.


**PERSONAL:** Married weekend after Super Bowl (Mary)...continued working towards degree at Univ. of New Mexico (in physical education)...spent off-season working out knee...also spoke to numerous schools in Texas and New Mexico about academics, football and religion...took part in the NFL Celebrity golf tourney in Albuquerque to benefit cystic fibrosis...majored in physical education and is working towards his degree during the offseason...father is a minister...Derwin has given numerous sermons as well...attended Brownwood (TX) High School.

**GAMES PLAYED/STARTED:** 1984-On injured reserve for entire season, 1985-16/1, Total: 16/1.

RECEIVING						
Year	G	No.	Yds.	Avg.	LG	TD
1984			On Injured Reserves			
1985	16	9	163	18.1	30	0

### PLAYOFF STATISTICS

**GAMES PLAYED/STARTED:** 1985-1/0.



**ED WILLIAMS 54**

LB 6-4 244

TEXAS 3rd year

DOB: 8-9-61 at Odessa, TX

HOW ACQUIRED: D-2, 1984 (43rd)

**PRO:** In backing up Andre Tippett at left outside linebacker position, does not see all that much action...had 15 tackles on special teams over 1985 season, with five 1st-hits, 4th best on club...added five special team tackles in playoffs (two solos), 3rd best on club...sat out Chicago game, on 9-15, with sprained ankle (suffered in season opener vs. Green Bay, on 9-8)...in 1984, Ed suffered severe ankle injury very early in training camp that hampered his play through most of the season...missed valuable practice time in making switch from defensive end position he played in college to OLB he plays as a pro...played well on special teams...suffered ankle injury on 7-17-84.

**COLLEGE:** Played defensive end in college...was considered the best all-around athlete on the Texas football team...was credited with 76 total tackles as senior, including making 10 tackles behind the line of scrimmage...was the only defensive player on the Longhorns' team to put points on the scoreboard, tackling the North Texas State and the SMU quarterbacks for safeties...his best outing as a senior came against Arkansas when he made 11 stops in Texas' 31-3 verdict...was selected to the Senior Bowl game, as well as making the *Associated Press* 2nd Team All-SWC and the *Waco News-Tribune* 2nd Team All-SWC...as a junior, ranked fourth on his team in QB sacks with six, and was second on the team in pressuring the QB with 30...as a sophomore, saw a great deal of action as coach Fred Acker moved his players in and out of the lineup in order to have fresh performers...played on special teams as a freshman.

**PERSONAL:** Single...majored in Economics, and will work towards his degree during the offseason...was an All-America linebacker as well as making All-District at the tight end position at Ector (TX) High School.


**GAMES PLAYED/STARTED:** 1984-14/0, 1985-13/0, Total: 27/0.

#### DEFENSIVE STATISTICS

G	Solo	Tackles		QB Sacks	Press	Fum Rec.	Pass	
		Assists					Def.	
1984	14	6	—	—	—	—	1	—
1985	13	—	—	—	—	—	—	—
Totals	27	6	—	—	—	—	1	—

#### PLAYOFF STATISTICS

**GAMES PLAYED/STARTED:** 4/0.



### JON WILLIAMS 44

RB 5-9 205  
 PENN STATE 2nd year  
 DOB: 6-1-61 at Somerville, NJ  
 HOW ACQUIRED: D-3, 1984 (70th)

**PRO:** Sat out entire 1985 season with left knee injury, suffered while running sprints at Sullivan Stadium in June workout...severely hyperextended knee while tearing multiple ligaments and a nerve...underwent reconstructive knee surgery on 7-3-85...this after working hard to make sure to report in the very best shape for the 1985 season...took daily rehab sessions through most of the 1985 season and the 1986 off-season...in 1984, Jon was team's kickoff man until Denver game (11-4-84), when put on IR because of an unstable left knee...was placed on IR 11-3-84...had 23 kickoff returns for 461 yards (20.0 average) with long run of 29 yards.


**COLLEGE:** Overshadowed through his career by the likes of Curt Warner (Seahawks 1980-82) and super freshman D. J. Rozier, but ranks seventh in Lion history in all-purpose yardage with 2,916...was the ninth Penn State runner to rush for more than 2,000 career yards, with 2,042 yards, better than Franco Harris (2,002), who is in eighth place...was a four-year letterwinner...caught 54 passes over his college career for 570 yards and five TDs...fine blocker, he assisted Warner in garnering a school record 3,398 career yards...had two 100-yard games as a senior (four in his career)...with 106 yards in 24 carries in 41-23 win over West Virginia (caught five passes for 58 yards and scored one TD in that game)...was switched to fullback in 10th week of senior season vs. Brown and had 107 yards in nine carries in 38-21 win...scored key TD on a 46-yard screen pass following week in thrilling 34-30 win over Notre Dame...was selected *AP* honorable mention All-East as a senior, and played in the Senior Bowl...as a junior, had 73 yards on 12 carries vs. Maryland and finished the season with a 5.5 yards per carry average...had career-high of 667 yards and six TDs as a sophomore; stepped in for the injured Warner vs. Notre Dame in 10th week of sophomore year, and had soph-record of 192 yards in 27 attempts and one TD in 24-21 PSU win...set reception record for running backs as a sophomore with eight catches for 119 yards vs. Miami...was team's top punt returner as a freshman with 6.1 yard average in 15 returns.



**PERSONAL:** Married (Diane) they have one child, daughter, Laurenn (5 months old)...a counseling education major at Penn State, ...rushed for 4,658 yards in three years at Somerville (NJ) High School...gained 1,611 yards while scoring 178 points to pace his team to state title as a senior...also wrestled in HS and was a sprinter on track team.

**GAMES PLAYED/STARTED:** 1984-9/0, 1985-On Injured Reserve entire season.

KICKOFF RETURNS						
Year	G	No.	Yds.	Avg.	LG	TO
1984	9	23	544	20.9	46	0
1985 On Injured Reserve						



## LESTER WILLIAMS 72

NT 6-3 272

MIAMI (FL) 5th year

DOB: 1-19-59 at MIAMI, FL

HOW ACQUIRED: D-1b, 1982 (27th)

**PRO:** Broke into starting lineup at nose tackle, beginning with Detroit game of 12-8, and remained in starting lineup through rest of the season, including Super Bowl...had 27 tackles during regular season, including 16 solos; added one sack for eight yards, a fumble recovery and three pass deflections...in playoffs, had eight tackles (seven 1st-hits) and forced one fumble and recovered one fumble...was placed on Injured Reserve on 9-3 (day after final cutdown date) with knee that was operated on the 1st week of May...came off IR list on 10-18...at NY Jets, on 11-24, recovered Johnny Hector fumble in 2nd quarter...vs. Detroit, on 12-8, in 1st start of season, got sack...in playoffs, at NY Jets, on 12-28, played four man front along with Adams, Tippet and Veris...at Miami, on 12-12, recovered an unforced Marino fumble to set up TD and make score 17-7...in 1984, Lester shared the nose tackle position with Dennis Owens...made five solo tackles and nine assisted tackle over season, had one and a half sacks for 11 yards, one fumble recovery, one fumble caused, two pass deflections in playing 228 plays...fractured forearm (left) vs. Cincinnati (10-14-84) and had to miss the rest of the season...put on IR on 10-17...had arthroscope to left knee in May '85, with medial joint fragments removed...Lester's play was hampered in '83 due to a number of nagging injuries, but he was a key member of the goal line-short yardage defensive unit that made five goal-line stands that season...played in all 16 games in '83 with one start...only start of the year came at Miami (9-11-83) when he filled in for the injured Ken Sims at left DE and recorded five tackles...had a big day in Patriots' 28-23 win at Pittsburgh (9-25-83) when he was in on three tackles and recorded one sack and one QB pressure...despite having to wear a cast on his left hand during his entire rookie campaign in '82, Lester quickly became a mainstay at the NT spot...he started all nine games in '82 while recording 35 total tackles, 1½ QB sacks for -14 yards, four QB pressures, blocked one FG attempt, had one pass deflection and one fumble recovery...had a big day in Patriots' 29-21 win over Houston (11-28-82)...in that game he was in on six tackles, and recorded two QB pressures and 1/2 a QB sack...played a big part in Patriots' 16-0 shutout win over Seattle (12-19-82) when he blocked a 52-yard FG attempt...also had four total tackles, one fumble recovery and one pass deflection in that game...a massive defender with good quickness, speed and natural strengths, Lester was the fourth defensive lineman (27th player selected overall) taken in the 1981 draft...the second of two Patriots' first round draft choices, he was selected with the San Francisco 49ers' first round pick that was acquired in the Russ Francis trade.

**COLLEGE:** Recorded 266 career tackles and 19 career QB sacks, including eight as a junior and five as a senior...had the best game of his collegiate career in '81 when the Hurricane beat Houston 12-7...in that game, he racked up 14 solo tackles, three assists, three QB sacks, one fumble recovery, one blocked FG attempt and one blocked PAT attempt...both Lester and Patriots' FS Fred Marion (D-5, 1982) were consensus All-America picks as seniors at Miami (FL).

**PERSONAL:** Married (Betty)...is the father of one son, Lester, Jr. (8) and one daughter, Camile (4)...earned three letters each in football, wrestling and track and was state heavyweight champ while at Carol City (FL) High School...the most renowned high school player nationally in 1978, he was *Parade Magazine's* outstanding lineman in the country...was a member of the USA Junior Olympic team as a heavyweight wrestler...is a video game enthusiast and enjoys deep sea fishing.

**GAMES PLAYED/STARTED:** 1982-9/9, 1983-15/1, 1984-7/0, 1985-9/3 (On Injured Reserve List 9-3-85 to 10-18-85).

#### DEFENSIVE STATISTICS

Year	G	Tackles		Sacks	QB Press.	Fum. Rec.	Pass Def.
		Solo	Assists				
1982	9	11	24	1½	4	1	1
1983	15	7	16	1	4	—	1
1984	7	5	9	1½	—	1	2
1985	9	16	11	1	NA	1	3
Totals	40	39	60	5	8	3	7

**OTHER STATS:** Blocked a FG attempt at Seattle 12-19-82.

#### PLAYOFF STATISTICS

**GAMES PLAYED/STARTED:** 1982-1/1, 1985-4/4, Total: 5/5.

#### DEFENSIVE STATISTICS

Year	G	Tackles		Sacks	QB Press.	Fum. Rec.	Pass Def.
		Solo	Assists				
1982	1	3	—	—	—	—	—
1985	4	7	1	—	—	1	—
Totals	5	10	1	—	—	1	—



### TOBY WILLIAMS 90

DE 6-4 270

NEBRASKA 4th year

DOB: 11-19-59 at Washington, DC

HOW ACQUIRED: D-10b, 1983 (265th)

**PRO:** Spent most of 1985 season on Injured Reserve, going on list 10-18 with left knee injury (place on roster taken by Lester Williams)...when placed on IR, had 23 tackles (18 1st-hits), 10th best on team and also had one pass deflection...had two sacks for 14 yards (4th best on club when injured)...started three of the 1st four games of season at right end position (did not start at Chicago, on 9-15, 2nd week of season, although came into game and played well; made eight 1st-hit tackles and had two sacks for 14 yards)...at Buffalo, on 9-22, started game, and made big play in 3rd quarter as dropped rusher on reverse play for 20 yard loss...vs. Raiders, on 9-29, suffered hyperextended left knee, and had it taped and returned to play...prior to being put on IR, sat out the Buffalo game of 10-13 (also did not start the at Cleveland game of 10-6 prior to going on IR, although did get three first-hits and three assists in the game)...spent a great deal of time in training room and in weight room during off-season to rehab knee...in 1984, Toby started all but one game at right end (veteran Julius Adams started final game of season vs. Indy)...he finished the season with 68 tackles (20 solos, 48 assists), had four and a half sacks for 38.5 yards, had nine pressures, one fumble recovery in 769 plays...got game ball for at Indy game, (had 1½ sacks for 14 yards)...vs. NY Jets (9-30-84), he suffered sprained knee in the first half, and was not able to play in the 2nd half...vs. Washington (9-23-84), had seven first-hit tackles and two assisted...vs. Indy on 11-18-84, had three sacks for 23 yards, and was involved in five tackles (4 first-hits) as won game ball...in 1983, Toby enjoyed a fine rookie training camp and earned a roster spot...played in all 16 games during his rookie campaign with ten starts...was forced into a starting role for the injured Ken Sims and did a solid job while recording 76 total tackles, two sacks, five QB pressures and caused one fumble on the year...improved each game as he gained experience in first pro cam-

paigned...had a big day at LA Rams (12-11-83) when he was in on six tackles and had one QB pressure...recorded six tackles and one sack for -7 yards at Miami (9-11-83)...the second of three Patriots' tenth round choices, Williams was selected with the New Orleans Saints' tenth round pick acquired in a 1983 draft day trade.


**COLLEGE:** Former walk-on with great size and quickness...played key role in Cornhuskers' defense that led the Big Eight in all defensive categories...after sharing DT role as a sophomore, he had to battle back from illness and injury to regain No. 1 slot as a junior in 1981...missed first two 1981 contests due to a liver ailment which caused 15-pound weight loss in one week...recorded 137 total tackles, 10 tackles for 42 yards in losses, five QB sacks for 41 yards, three fumble recoveries and six pass deflections while at Nebraska...returned from knee strain senior year to play in Orange Bowl victory over LSU...walked on at Nebraska in 1978 with brother Jimmy...immediately started for freshman squad before redshirting 1979 campaign...burst on Big Eight scene as conference's Defensive Newcomer-of-the-Year in 1980.

**PERSONAL:** Married (Chris)...has a B.A. in Criminal Justice...an avid weight trainer...comes from a family of ten children...brother Jimmy, a linebacker, was the first round choice of the Detroit Lions in 1982...a graduate of Woodrow Wilson High (Washington, D.C.) where he played both OT and DT...full name is Tobias Williams.

**GAMES PLAYED/STARTED:** 1983-16/10, 1984-16/15, 1985-5/3 (Placed on Injured Reserve List 10-18-85), Total: 37/28.

#### DEFENSIVE STATISTICS

Year	G	Tackles		Sacks	QB Press.	Fum. Rec.	Pass Def.
		Solo	Assists				
1983	16	29	47	2	5	—	—
1984	16	20	48	4½	9	1	—
1985	5	18	5	2½	NA	—	1
Totals	37	67	100	8½	14	1	1



### RON WOOTEN 61

OG 6-4 273

NORTH CAROLINA 5th year

DOB: 6-28-59 at Bourne, MA


HOW ACQUIRED: D-6, 1981 (157th)

**PRO:** A solid, consistent performer, is very much under-rated in an offensive line that has Hannah, Holloway and Brock...started all but two of the 20 games over season did not start vs. Miami, on 11-3 and at Indy on 12-1, with Fairchild taking his place both games...at Tampa Bay, on 10-27, forced to leave with right ankle injury in 2nd quarter, and sat out Miami and Colts outings (dressed but did not play vs. Colts)...returned to starting lineup, vs. Indy, on 11-10...at NY Jets, on 11-24, suffered sprained right knee (ligament) and missed 2nd half...returned to starting lineup after Jets injury when started against Detroit, on 12-8...in 1984, Ron worked well with Darryl Haley in first season of that left side combination...won award as top offensive lineman (annual Jim Lee Hunt Memorial Award) by 1776 club as selected by coaches...started in all 16 games in '84...he did not practice the week prior to the Cincinnati game (10-14), but started and played well that Sunday...he bruised ribs vs. Dallas (11-22), but missed only a few plays in 2nd quarter before going back into lineup...when Bob Cryder was slowed by an injury after two games in 1982, Ron moved into the starting role at right guard...since joining the Patriots as a sixth round pick in 1981, he has been one of the team's most active weight trainers...in the 1983 and 1982 seasons with Ron as starter, the Patriots rushed for more yards (3,952) than any other NFL team...although he came to camp his rookie year as a sixth round pick, he quickly began to receive praise for his performance...however, a back injury forced him onto the injured reserve list on 8-31-81 where he spent the season.


## PRONUNCIATION GUIDE

Baty, Greg	Bait ee
Camarillo, Rich	CAM a Rlo
Dupard, Reggie	Doo Pard
Gieselmann, Scott	Gee sel man
Glenn, Vencie	Ven cee
Humenuik, Rod (Coach)	human ik
Jones, Cedric	seed rick
Jones, Cletis	Clee tus
Khayat, Eddie (Coach)	Kie yat
Lippett, Ron	Lip PET
McAulay, Don	Mic All ee
Phelan, Gerard	FAIL lin
Polonchek, John (Coach)	Pole lawn check
Tatupu, Mosi	moe zee Taa Too Poo
Toth, Tom	(rhymes with Both)
Scarnecchia, Dante (Coach)	scar NECK yah
Starring, Stephen	steff in
Weishuhn, Clayton	Why SOON

## 20-79-89 RETIRED



**CAPPELLETTI**



**HUNT**



**DEE**

Over the 26-year history of the Patriots' only three players have been honored by having their jersey numbers retired from active service — No. 20 of kicker/wide receiver Gino Cappelletti; No. 79 of defensive tackle Jimmy Hunt; No. 89 of defensive end Bob Dee.


**COLLEGE:** Was 1st team All-American by the *Football News*, selected to Walter Camp All-American team, and was 2nd team *UPI* All-American...was co-captain of 1980 ACC championship team...was the leading vote-getter of offensive linemen on the '80 All-ACC team...named on 114 of 122 ballots...named to 1st Team All-ACC senior year.

**PERSONAL:** Married (Ann)...daughter, Rachel Marie (2) and son, Ryan (6 months) ...graduated in the Spring of 1982 from North Carolina with a degree in Chemistry...graduated with MBA from Boston University in 1985 and is pursuing a career in commercial banking...had a daily newspaper column during week prior to Super Bowl for the *Boston Herald*...enjoys bass fishing and golf...his father is a former Air Force pilot.

**GAMES PLAYED/STARTED:** 1981-On injured reserve entire season. 1982-9/7, 1983-16/16, 1984-16/16, 1985-14/14, Total: 55/53.

# 1986 DRAFT CHOICES

ROUND	OVERALL	NAME	POS	HT	WT	COLLEGE
1	26	Reggie Dupard	HB	5-11	205	SMU
2a	42	Mike Ruth	NT	6-2	266	Boston College
2b	54	Vencie Glenn	DB	6-0	183	Indiana State
4	109	Scott Gieselmann	TE	6-6	243	Boston College
5	137	Greg Robinson	OG/OT	6-5	284	California Sacramento
7a	187	Ray McDonald	WR	5-11	181	Florida
7b	193	Brent Williams	DE	6-4	278	Toledo
8	220	Greg Baty	TE	6-5	241	Stanford
9	248	George Colton	OG	6-4	279	Maryland
10	276	Cletis Jones	FB	5-11	217	Florida State
11	304	Gene Thomas	WR	5-11	157	Univ. Pacific
12	332	Don McAulay	K	5-10	198	Syracuse



## REGGIE DUPARD 21

RB 5-11 205

SMU D-1 (26th)

DOB: 10-30-63 in New Orleans, LA

**COLLEGE:** Was the first of 12 picks in draft by Patriots and was the 26th player taken overall (fifth running back taken)... was one of two SMU products taken in 1st round of 1986 draft (CB Roderick Jones taken by Tampa Bay as 26th pick) —also DT Joe Phillips taken by Minnesota in 4th round from SMU... went to bowl games as a freshman, sophomore and junior—team ineligible for bowl as senior (7-3 win over Pittsburgh in Cotton Bowl as freshman; 28-7 loss to Alabama in Sun Bowl his sophomore year and a 27-20 win over Notre Dame in Aloha Bowl his junior year)... concluded his collegiate career by leading the SWC in rushing with 1,278 yards on 235 carries for a 5.4 ave. (116.2 yards a game), with 14 TDs, although alternating position with junior Jeff Atkins... was 8th in nation in rushing... had 132.5 total yards a game, with 180 on 11 catches, 16.4 ave... finished his career with 3,772 yards rushing on 644 carries for a 5.9 ave. (104.8 yards a game), with 41 TDs and a long run of 71 yards (coming his junior year); added 26 catches for 318 yards, a 12.2 ave., with no TDs and long run of 65 yards (as a junior)... ended his career 3rd in SWC rushing behind Earl Campbell and Eric Dickerson (4,450 yards; Craig James had 3,742 yards)... owns 3rd, 4th and 5th best rushing seasons in SMU history... rushed for 100-plus yards in 18 games in his career and rushed for more than 1,000 yards three straight years... as freshman and sophomore, returned kickoffs and punts, with nine punt returns for 59 yards (long of 14) as a freshman, with 12 kickoff returns for 231 yards (long of 27), and as a sophomore, had 11 punt returns for 42 yards (long of 11) and had two kickoff returns for 26 yards (long of 17)... does well in short yardage situations, due to incredible leaping ability; also very under-rated as a pass receiver... can run inside and can outside; is extremely strong for size, as was 3rd best on team in total weight lifted as senior... runs 40 in 4.49... as senior in 1985, he and Atkins combined for "Pony Express II"... had games of 184 yards (31 carries vs. Houston) and 182 yards (21 carries) vs. TCU... led league in scoring with 96 points (16 rushing TDs), as had his best year as rusher and receiver... set career best in receptions... was 2nd team AP All-America, 2nd team U/PI All-America, Pro Football Writers of America All-America and NEA 2nd team All-America... selected to the Hula Bowl all-star game as well as North-South game... as a junior, in 1984, Reggie was the 2nd top rusher in the SWC and 12th in the nation with 1,160 yards (on 197 rushes for a 5.9 ave., with 16 rushing TDs ... he averaged 105.5 rushing yards a game... he caught 10 passes for 114 yards, 10.4 ave... had six 100-plus rushing games over the season and went on to earn All-SWC honors... had 191 yards, a career best, vs. Nevada-Las Vegas (also the 8th best single game in the school's history)... also had 103 yards and a TD in the Aloha Bowl ... finished the season in 23rd place for all-purpose yards (118.6 yards rushing, receiving and KO returns)... his 96 points for the season was 4th best in the school's history and his 1,274 total offense yardage

was the 5th best in SMU history... as a sophomore in 1983, led league in rushing with 1249 yards (on 197 carries, with the yardage 10th best in school history and rushing yardage set league mark by a sophomore) for a 6.3 ave., with nine rushing TDs and a long run of 69 yards 113.5 rushing yards a game, for 7th in the country; he caught four passes for 22 yards, 5.5 ave... *Dallas Morning News* named him SWC Offensive Player of the Year... was 2nd to Nebraska's Mike Rozier with 6.3 yards per carry... the SMU rushing record for a sophomore that he set in as a freshman in 1983, is his biggest collegiate thrill... in 1982, played behind Craig James and Eric Dickerson... in 1st college game, vs. Tulane, had 65 yards and two TDs on just four rushes.

**PERSONAL:** Single... majored in psychology, and will work towards a degree in the off-season... hobbies: dancing to upbeat music, listening to music... grew up playing tackle football (at age nine), against kids six, seven and eight years older... in high school, at the John Curtis Christian School in River Ridge, La. (AA school that competed against AAAA schools), was all-state and three-time all-district... earned MVP honors for district as senior by running 1873 yards and 11.5 yards per carry and scored 22 TDs, including four on KO returns and five on punt returns... carried ball only about 11 times a game... as senior, had an 100 yard kickoff return in one game... when 1st went to Curtis as an 8th grader, was 5-4, 110 pounds; went from 165 pounds as a sophomore to 195 pounds as a senior... Curtis High won three straight state championships... as junior, named all-district running back and as sophomore named all-district cornerback (only year played defense)... took out a half million dollar insurance policy with Lloyds of London against career-ending injury summer before his senior year... son of Jonas, a construction worker, and Inez, a housewife; one of five children (four boys, one girl)... given name: Jon Reginald Dupard.

#### COLLEGE STATISTICS

##### RUSHING


YEAR	ATTEMPTS	YARDS	AVG.	TD	LONG
1982	13	85	6.5	2	46
1983	197	1249	6.3	9	69
1984	197	1160	5.9	16	71
1985	235	1278	5.4	14	62
Totals	642	3772	5.9	41	71

##### RECEIVING

YEAR	REC.	YARDS	AVG.	TD	LONG
1982	1	2	2.0	0	2
1983	4	22	5.5	0	8
1984	10	114	10.4	0	65
1985	11	180	16.4	0	33
Totals	26	318	12.2	0	65

##### RETURNS

YEAR	PR-YARDS	TD	LONG	KOR-YARDS	TD	LONG
1982	9-59	0	14	12-231	0	27
1983	11-42	0	11	2-26	0	17
Totals	20-101	0	14	14-257	0	27



### MIKE RUTH 65

NT 6-2 266

BC D-2a (42nd)

DOB: 6-25-64 at Norristown, PA

**COLLEGE:** Was the 2nd player taken in draft by the Patriots, and the 42nd player taken overall (2nd nose tackle taken and nine defensive lineman taken)... 3rd Patriots 1st round draft choice out of BC (WR Art Graham in 1963 and QB Jack Concannon in 1974 the others)... concluded collegiate career by winning the Outland Trophy, symbolic of the outstanding interior lineman in college football... selected 1st team




All America of *AP* All-East, as well as teams named by *The Football News*, Kodak (American Football Coaches Association), Pro Football Writers Association, *UPI* and Walter Camp... also, named 2nd team choice by *AP*, *College and Pro Football Newsweekly*, *NEA* and *The Sporting News*... one of four finalists for the 1985 Lombardi Trophy that is the Rotary Club's College Lineman of the Year... tremendous physical strength as can bench press 580 pounds, runs 40 in 4.85 and has vertical jump of 32 inches... as well as being strong, is very quick and hardnosed... his coach, Jack Bicknell called him "the most held man in America" because so many holding penalties weren't called as foes tried to stop Ruth; but Mike never complained... says Dick Steinberg of the Patriots: "Mike looks like he plays and he plays like he looks"... gives 100 per cent on every play... earned nickname "Sultan of Sack" as had 29 career sacks for BC school record... had 126 tackles as senior in 1985 (89 1st hits), with 12 sacks, 32 pressures, two forced fumbles and one interception... just about every offense BC faced over season was designed to control Ruth... started off senior year in grande style vs. BYU in the Kickoff Classic, played at the Meadowlands when he sacked Robbie Bosco four times, pressured him two more times, had an interception and forced a fumble...also had 13 tackles (12 1st hits) in that game... followed that with 13 tackles vs. Temple (six solos) and four QB pressures... in 4th game of season, had another fine outing—vs. Pittsburgh—with 13 tackles (10 1st hits) and having four QB pressures... had a season-high 15 solo tackles (assisted on six more for season-high 21 tackles) vs. Army in 7th game of season... had 12 tackles (nine solos) vs. West Virginia next game and ended the season with 31 tackles, five and a half sacks, 10 QB pressures and one forced fumble in final three games (vs. Penn State, Syracuse and Holy Cross)... played in the Japan Bowl all-star game... as junior in 1984, helped lead team to Cotton Bowl and win over Houston, notching team-high 76 solo tackles (102 total tackles), six and a half sacks and seven tackles for negative yardage; also had 20 QB pressures, including seven vs. Rutgers... had double-figures in tackles five times as junior, including 15 vs. both West Virginia and Army and 14 vs. Syracuse... had six tackles (two for minus yardage) in Cotton Bowl and added a fumble recovery... named George "Bulger" Lowe Award as New England's top player after that season, as well as being named All-East, All-ECAC and AP All-American... as sophomore, in 1983, moved into starting nose tackle spot...overcame a late-season injury problem to have 80 tackles in season (59 1st hits) and added seven and a half sacks, 14 QB pressures, two forced fumbles and two fumble recoveries... BC reached Liberty Bowl, where made six tackles and had one sack... named to the All-East, All-ECAC and AP honorable mention All-American after season... as freshman, in 1982, shared starting nose tackle spot with team captain Scott Harrington... saw limited action in early part of season, but finished season with 36 total tackles (22 solos) and had three sacks; also had one forced fumble and one recovered fumble.

**PERSONAL:** Single... majored in Theology, and plans to work towards degree in off-season... hobbies: fishing, weight-lifting, driving his jeep... wants to eventually get into the priesthood... attended Methacton High School in Norristown, Pa., where was 3rd team all-state and captain of team as senior... son of Sally and Thomas Ruth... given name: Michael Joseph Ruth.

#### COLLEGE DEFENSIVE STATISTICS

YEAR	TACKLES	ASSISTS	TOTAL	FORCED FUM.	FUM. REC.	SACKS
1982	22	14	36	1	1	3
1983	59	21	80	2	2	7½
1984	76	26	102	2	0	6½
1985	89	37	126	2	0	12
Totals	246	98	344	7	3	29



**VENCIE GLENN 25**  
 DB 6-0 183  
 INDIANA STATE D-2b (54th)  
 DOB: 10-26-64 in Grambling, LA


**COLLEGE:** Was the 3rd pick in draft by Patriots, and was the 54th pick overall (5th defensive back taken)... was a three year starter at Indiana State... can play

the cornerback position as well as safety spot (played free safety in college)... runs 40 in 4.48... has outstanding quickness to the ball, and has excellent range... was named to the Al Missouri Valley Conference team, as well as Kodak I-AA All-American after a fine senior year... named Defensive Player of Year in conference as senior... was team captain as senior... set school record with 17 career interceptions and finished 5th in the league for that item... led his team in interceptions as junior and senior, with five his senior year and six his junior year... played a great deal of man-to-man coverage in college... as senior in 1985, had 2nd best number of tackles on team with 78 (48 solos)... had 13 tackles vs. Ball State... became 1st player from his school to play in the Blue-Gray game; played well in the Senior Bowl, where he had 11 tackles (finished 2nd in defensive player of game voting)... team went 4-6 his senior year... as junior in 1984, finished 4th in league in interceptions with six and was 2nd in league in interception yardage with 126... biggest collegiate thrill: had an 100-yard interception return vs. Wayne State in season-opener, tying school record... was 2nd team all-league... was 5th on team in tackles with 53 (31 solos)... team went 9-3-0 that season (lost opening playoff game to Middle Tenn. State, 42-41 in three OTs... as a sophomore, in 1983, had two interceptions in I-AA post-season playoff game vs. Eastern Illinois (won 17-14)... then lost to Southern Illinois in next round, had one interception... had 49 tackles over the season (33 solos) and had six interceptions... had one tackle for a loss, one fumble recovery and two passes broken up... team went 9-4-0 that season... as freshman in 1982, was a reserve... team went 5-6-0 that year.

**PERSONAL:** Single... majored in business management, and plans to get degree in 1987... hobbies: basketball, golf, bowling... hopes to someday become owner/manager of his own business... attended J.F. Kennedy HS in Silver Springs, Md., where was all-league and all-county defensive back as senior (made all-league running back as junior)... played both running back and defensive back as senior... was a three-year starter... as senior, gained 879 yards on 92 carries and had seven TDs; as receiver had 23 catches and averaged 13.0 yards a catch... played with safety Mark Robinson of the Kansas City Chiefs in high school; played with cornerback Wayne Davis of the San Diego Chargers in college... also played basketball in HS (three year starter, guard-forward)... biggest HS football thrill: had 74 yard TD run on 1st play of junior year... son of Mr. and Mrs. George Glenn; his dad was a coach at Grambling College under Eddie Robinson, finishing his 16 years at the school's defensive coordinator (there from 1954-70) and is now a computer specialist; mom, Minnie... given name: Vencie Leonard Glenn.

#### COLLEGE DEFENSIVE STATISTICS

YEAR	TACKLES	ASSISTS	TOTAL	TACK. FOR LOSS	INT	FUM. REC.	PASS DEFLECT.
1982	4	0	4	0	0	0	0
1983	33	16	49	1	6	1	2
1984	31	22	53	1	6	0	3
1985	48	30	78	1	5	1	4
Totals	116	68	184	3	17	2	9



### SCOTT GIESELMAN 49

TE 6-6 243

BOSTON COLLEGE D-4 (109th)

DOB: 4-3-63 in Syracuse, NY


**COLLEGE:** Was the 4th draft pick for the Patriots, and was the 109th pick overall (2nd tight end taken)... was three year starter, with final year his 5th season... finished career as school's all-time leading receiver with 120 catches (broke Brian Brennan—now of the Cleveland Browns—record at Syracuse on an 11-yard pass on a 3rd and nine situation in the 3rd quarter); strange that Syracuse be the site of the record-setting because Scott born in Syracuse, lived there for eight years and goes there for summer vacations; broke record in next to last game (BC lost game, 41-21)... was red-shirted his 1st season at BC; a tough hard-nosed receiver who catches passes well over the middle and in a crowd... has fine combination of size, hands and speed (runs 40 in 4.67; also bench presses 375)... also a fine blocker... as junior and senior, named AP honorable mention All-American; was

selected ECAC All-East honors his final three years... was team's 3rd top receiver with 41 catches for 493 yards as senior, 12.0 ave., with one TD and long catch of 33 yard (vs. Holy Cross)... had best outing come vs. in Kickoff Classic vs. BYU at the Meadowland with nine catches for 79 yards... also had five catches for 81 yards vs. Syracuse... played in the Japan Bowl all-star game... in 1984, had 32 catches for 432 yards, a 13.6 average, with four TDs and 23 (vs. North Carolina)... had a seven yard TD catch in the Cotton Bowl (win over Houston)... biggest collegiate thrills: win over Miami and won over Houston in Cotton Bowl in 1984... was invited to play in the Senior Bowl all-star game, but declined in order to exercise his 4th year of eligibility... in 1983, had 45 catches for 525 yards, an 11.7 ave, with four TDs and long catch of 30 yards in first year as a starter... caught nine passes for 124 yards vs. West Virginia... had two TD catches at Army ... had one catch for seven yards in Liberty Bowl... as a freshman in 1982, caught two passes for 33 yards, 16.5 ave. (one at Navy, for a 26 yard TD; broke several tackles on the way to that score).

**PERSONAL:** Single... majored in business management, getting undergraduate degree in 1985 (he is working towards his MBA from BC and is in 1st of two years)... after his playing days over hopes to pursue an investment career in either retail or institutional business... grew up as Patriot fan ("I was a big Russ Francis fan")... attended Belmont (Ma.) Hill School, where played basketball as well as football (all-prep honors in both sports as senior)... as junior was defensive back and as senior, moved to tight end/outside linebacker positions; was leading receiver in Independent School League... played in Shriner's all-star game upon close of senior year (slammed dunked football over goal-post after scoring two point conversion)... son of Janet and John Gieselman... given name: Scott Andrew Gieselman.

#### COLLEGE STATISTICS


YEAR	REC.	YARDS	AVG.	TD	LONG
1982	2	33	16.5	1	26
1983	45	525	11.7	4	30
1984	32	434	13.6	4	23
1985	41	493	12.0	1	33
Totals	120	1485	12.4	10	33



**GREG ROBINSON 62**  
 OT/OG 6-5 284  
 CALIFORNIA STATE-  
 SACRAMENTO D-5 (137th)  
 DOB: 12-25-62 in Sacramento, CA

**COLLEGE:** Was the 5th player selected by Patriots and was the 137th player taken... Played much of his two-year career at Sacramento in the shadows of offensive guard Mike Black (9th rounder by Seattle in 1986), but came into his own as a senior as was regarded as the team's top offensive lineman by the end of the 1985 season ... one of three Sacramento State player ever taken in NFL draft (Black became third, taken in ninth round, as 237th selection); school has 10 players trying out for NFL teams this summer with six from last year's club... has outstanding size-speed-strength ratio; bench presses 445 pounds and has been timed at 5.0 in the 40... allowed just one sack in last two years... anchored left side of an offensive line that pushed Sacramento State onto the national rankings in rushing (9th), passing (30th) and total offense (3rd); team averaged 29.6 points a game, 8th best in country and club had 12th top rusher in country... team averaged 432.9 yards a game in an 11 game schedule (8-3 record in its 1st season in the Western Football Conference, placing 2nd in league at 3-1-1)... team finished ratings 19th in nation among NCAA Div. II teams (reached 11th at one point of season before losing final game to Cal-Davis, 37-30)... team had 1,000 yard rushers in his junior and senior years... there were three different games his senior year in which team had two 100-yard rushers... was an all-league selection; also named to the Div. II 2nd team All-American squad... as junior in 1984, was named All-Northern California Athletic Conference (2nd team)... team went 6-5 (5-1 in league, 2nd to Cal-Davis)... spent two years prior to going to Sacramento State at Nevada-Reno... won letter as sophomore in 1982, although used sparingly as a freshman in 1981... in deciding not to return to Reno, sat out year (1983) before going to Sacramento State.

**PERSONAL:** Single, but engaged to be married to Leslie Harrington in April of 1987... majored in physical education, and will work towards that degree during off-season... hobbies: playing golf, fishing... wants to become teacher in order to pass on what his coaches gave him... attended Elk Grove (Ca.) where played offensive tackle as well as linebacker (two way starter as senior and was starter as defensive lineman as junior... was an all-league selection at OT as junior as team won Capital Valley Conference title... born on Christmas Day in 1962... son of Mr. and Mrs. James Robinson... paid his way through college with a job serving subpoenas for a law firm... son of Jeannette and James Robinson... nickname: Truck... given name: Gregory Louis Robinson.




**RAY MCDONALD 17**  
 WR 5-11 181  
 FLORIDA D-7a (187th)  
 DOB: 8-25-64 in Pahokee, FL

**COLLEGE:** Was the sixth player taken by Patriots, and was the 187th player taken in draft... a quick (4.5 in 40, 9.6 in the 100 and 21.7 in the 220), tough and sure-footed wide receiver, he caught 21 passes as a senior, for 390 yards, an 18.6 average, with five TDs and a long catch of 55 yards... team was ranked 5th in final AP poll, 5th in *USA Today-CNN* poll, 4th in *The Sporting News* poll, 12th in the *Football News* poll and 4th in *Sports Illustrated* poll... had fine week of practice at Blue-Gray game... has good concentration and jumps well... improved his skills every year, with 12 catches for 180 yards, a 15.0 ave. and two TDs and a long catch of 43... as junior in 1984, and five catches for 42 yards, an 8.4 ave., with no TDs and a long catch of 17 yards (had no catches as a freshman)... was 4th best on team in receptions... caught four passes for 68 yards against Georgia... had pair of TD catches, including game-winner, vs. Auburn and led Florida receivers with three catches—named team's Offensive Player of the Week by coaching staff after the game... after the Auburn game, was on the cover of *Sports Illustrated* Magazine concerning whether Penn State or Florida was number one in country (3rd Univ. Florida player to make SI cover, with QBs Wayne Peace and Steve Spurrier the others)... caught a career-best 55 yard TD pass vs. SW Louisiana... also had 51 yard TD vs. LSU that season ... vs. Rutgers had four catches to tie for team lead... as junior in 1984, was 4th best on team in catches... had team lead vs. Miami with four catches for 46 yards... also had four catches vs. LSU that season (for 78 yards), including 43 yard TD... other TD came on 13-yarder vs. Tennessee... as sophomore, in 1983, had long catch of 17 yards vs. Georgia... saw action in all 11 games (involved in 82 total plays)... as frosh, in 1982, earned varsity letter, although did not have any catches... although did have five catches for 92 yards in JV game vs. Miami.

**PERSONAL:** Single... majored in public recreation and plans to graduate in spring of 1987 (wants to become recreational park director because enjoys working with kids)... Hobby: fishing... comes from family of athletes, as dad, Willie, was an outstanding sprinter and mom, Lorain, was a basketball player... in high school, Glades Central Community (Belle Glade, Fl.), took part in football and track ... caught 41 passes for 611 yards and 10 TDs as senior... named all-state, Centenary All-American and America's Names and Faces in both football and track in HS... played behind Jessie Heister of the LA Raiders in HS... son of Loraine and Willie McDonald... given name: Raymondo Antoine McDonald.

#### COLLEGE STATISTICS

YEAR	REC.	YARDS	AVG.	TD	LONG
1982	0	0	0.0	0	0
1983	5	42	8.4	0	17
1984	12	180	15.0	2	43
1985	21	390	18.6	5	55
Totals	38	612	16.4	7	55

**BRENT WILLIAMS 78**

DE 6-4 278

TOLEDO D-7b (193rd)


DOB: 10-23-64 in Flint, MI

**COLLEGE:** Was the 7th player taken in draft by Patriots, and was the 193rd player selected... selected All-Mid American Conference as both a junior and senior... as senior, had 2nd best total tackles on team with 101 tackles (48 solos) and had seven sacks (15 sacks in his career)... considered finest defensive tackle at Toledo since consensus All-American Mel Long (1969-71)... has outstanding speed for man his size (4.78 in 40 yard dash)... has fine strength, bench presses 415 pounds... as junior, made 84 tackles, including 11 for losses (for 37 yards)... caused two fumbles, recovered one and tipped one pass... had outstanding game vs. Ball State, named team's Defensive Hustler (named by coaches as had nine tackles, two sacks and seven pressures)... played every quarter of sophomore, junior and senior seasons... team went to California Bowl his junior year (lost to Nevada-Las Vegas)... as sophomore, in 1983, played in all 11 games and all 44 quarters, although alternated as a starter... made 40 tackles (17 solos) and had four sacks (22 yards) and made two others behind line of scrimmage (for five yards)... recovered one fumble and caused another... as frosh, in 1982, started the final four games of year, playing both middle guard and tackle... had 10 solo tackles, nine assisted; also had a five yard sack.

**PERSONAL:** Single... majored in marketing, and plans to get degree in spring of 1987... hobbies: watching TV, playing computer games, and lifting weights... attended Northern HS (Flint, Mi.), where won two letters in football (outside linebacker and offensive tackle) and track (shot put and discus) and one in basketball (junior year)... was 1st team All-City and All-League... was captain of football team as senior... team won city championship as junior, as Brent threw block on winning TD, 69 yarder with four minutes left... was city champ in shot put as junior and senior and conference champ as well, after being runner-up as junior... childhood friends of linebacker Carl Banks of NY Giants, linebacker Eugene Marve of Buffalo Bills and safety Lonnie Young of St. Louis Cardinals... parents: Otia Williams and Noretta Roberts... given name: Brent Dione Williams.

**COLLEGE DEFENSIVE STATISTICS**

YEAR	TACKLES	ASSISTS	TOTAL	FORCED FUM.	FUM. REC.	SACKS
1982	10	9	19	0	0	1
1983	17	23	40	1	1	4
1984	31	53	84	2	1	3
1985	48	53	101	0	0	3
Totals	106	138	244	3	2	11

**GREG BATY 48**

TE 6-5 241

STANFORD D-8 (220th)

DOB: 8-28-64 in Haistings, MI


**COLLEGE:** After making just 24 catches as sophomore and junior, had single-season record for a tight end at Stanford with 61 receptions (previous record of 45 set in 1958 by former KC Chief Chris Buford)... he and coaches had set a goal of 44

catches prior to season (caught 46 after seven games)... had to come in and battle for the starting position as a senior, and more than did the job... gained 690 yards as senior, with career-high 11.3 average, with four TDs and long catch of 50 yards (vs. Oregon State)... his 61 catches is the 4th best single-season total in school history (behind three wide receivers who turned pro—Gene Washington, Vince White and Burford— and placed him 12th in nation... rarely did one tackler bring him down... was 2nd in PAC-10 in catches and placed 5th in league in pass-catching yardage... was 1st team all-PAC-10... and named U/Pi All- West Coast 1st team and AP honorable mention All-America... played in Blue-Gray (six catches for 43 yards and a two-point conversion) as well as Japan college all-star game (caught only pass thrown to him)... had 10 catches vs. San Diego State and had nine catches vs. Arizona (for 131 yards), added seven catches vs. both USC and UCLA and had six vs. Arizona State... as junior, in 1984, had 20 catches for 213 yards (10.7 ave.), and one TD, his first as a collegian... had longest catch come from 35 yards... his 20 catches 4th best on club... had TD come on seven yarder at Oklahoma, on team's first offensive series in season... started nine of team's 11 games his junior year, and best game vs. Arizona when had six catches for 66 yards... as sophomore, had 1st college start vs. Oklahoma and finished season with four catches for 29 yards, 7.2 ave., and long of 13 yards... did not catch a pass as freshman; was used mainly in goal-line situations that season

**PERSONAL:** Single... majored in human biology with a business emphasis; got degree in June... spent three months—in winter semester of 1985, his junior year— in Florence, Italy, studying art and political science... after coming back from Italy, dedicated himself to game, catching passes every day in summer (one day caught 141 of 142 passes thrown to him)... was hurt in draft by a 5.04 clocking in the 40, that he did in full gear and after a tiring practice (his best is 4.7)... fraternity brother of NE defensive end Garin Veris (Theta Delta Chi)... hobbies: traveling, outdoor activities (such as canoeing, fishing, camping and backpacking) and also enjoys dancing... wants to eventually work in financial world... earned a reputation as a fine blocker in high school for run-oriented school (Sparta, N.J. HS)... named 1st team all-county as senior (team won county title his senior year in going 7-2)... was also named all-area and all-state as senior at tight end/defensive end spots... brought school to league title, making 11 catches as senior... was also all-area and all-county as a junior (as defensive tackle for 11-0 team that won state title)... was a standout basketball player, with a great many Div. I schools recruiting him (gave up basketball in college to concentrate on football)... captain of both football and basketball as senior... scored 1,000 points in HS hoop career (was center)... as junior and senior, named all-area and all-county in basketball... graduated 2nd in class... dad, Don, played football at Michigan (from 1960-64); mom, LuEllen... given name: Gregory James Baty.

#### COLLEGE STATISTICS

YEAR	RECEIVING				
	REC.	YARDS	AVG.	TD	LONG
1983	4	29	7.2	0	13
1984	20	213	10.7	1	35
1985	61	690	11.3	4	50
Totals	85	932	11.0	5	50



### GEORGE COLTON 63

OG 6-4 279

MARYLAND D-9 (248th)


DOB: 7-28-63 in Lindenhurst, NY

**COLLEGE:** Was the ninth player taken in draft by Patriots, and was the 248th player taken... became fulltime starter at right guard in 1985, winning the position at the start of the season... can play either the tackle or guard position... considered to have quick feet and quick start off the line... team went on to the Cherry Bowl (beat Syracuse, 35-18); team also took part in bowls his junior and sophomore years—Sun Bowl vs. Tennessee in 1984 and winning by a 28-27 score and then



playing Tennessee in Citrus Bowl in 1983 and winning 30-23... team went 8-3 his senior year, 9-3 his junior year and 8-4 his sophomore year for 25-10 mark and team won ACC title each of these seasons... biggest collegiate thrill: named his team's Unsung Hero Award, in a vote of his teammates... in polls his senior year, team ranked 18th in final *AP* poll, 19th in *UPI* poll, 17th in *USA Today-CNN* poll, 16th in the *Football News* poll and 15th in the *Sports Illustrated* poll... has blocked for the likes of quarterbacks Boomer Esiason (Bengals), Frank Reich (Bills) and Stan Galbaugh (Dallas 1986 6th round draft choice)... is equally strong as both pass blocker and run blocker... also lettered at guard for Maryland in 1984, when Maryland beat Tennessee in the Sun Bowl, 28-27... team won final seven games of season his junior year... was red-shirted in 1982... saw limited action as a freshman.

**PERSONAL:** Single... graduated with degree in general studies ... one of seven children three brothers, three sisters .. hobbies: skiing, fishing, weight-lifting... wants to become an electrician after football days over... attended Lindenhurt HS where was all-state as senior at both offensive and defensive tackle... biggest HS thrill: named MVP as senior in vote of teammates... also earned all-county honors in track and was captain of track team during senior year (threw shot put and discus ...brother, Richard, is a junior basketball player at Townson State and sister, Mary, is a senior basketball captain at Ithaca College... son of Joan and George Colton... given name: George Curtis Colton.



**CLETIS JONES**      **35**  
**FULLBACK** 5-11 217  
**FLORIDA STATE UNIVERSITY** D-10  
 (276th)  
**DOB:** 8-8-64 in Miami, FL

**COLLEGE:** Was 10th player taken by Patriots, and 276th player taken in draft... a fine blocker... Florida State went to a Bowl game all four years (with 3-0-1 record—beat Oklahoma State, 34-23 in Gator Bowl his senior year, tied Georgia in Citrus Bowl his junior year with a 17-17 score, beat North Carolina in the Peach Bowl his sophomore year by a 28-3 score and beat West Virginia by a 31-12 score in the Gator Bowl his frosh year)... finished career with 1,206 yards, for 14th player in school's history to get 1,000 or more yards (had 4.9 average with 244 carries and six touchdowns)... as a senior, in 1985, was Florida State's 2nd top rusher with 405 yards on 89 rushes, for a 4.6 ave., with three TDs and long run of 30 yards (vs. Miami)... had his best game come vs. Tulane in opening game with 81 yards on 13 rushes... started all games his sophomore and junior years and all but final two games his senior year... in Gator Bowl, had 18 yards on six runs, and had a TD (three yarder)... team ranked 13th in *UPI*'s final poll his senior year and 17th in *Sports Illustrated* poll... as junior in 1984, had his best year statiscally with 631 yards on 120 carries, for 5.3 ave. and had three TDs... his 631 yards were most by an FSU rusher since 1978 and his 5.3 average was best ever for an FSU fullback with at least 100 attempts... had the only two 100-yard games of his career in his junior year— 114 yards on 16 carries vs. Kansas (including 40 yard TD run and also had one yard TD, in 42-16 win) and 111 yards on 14 runs vs. Tennessee-Chattanooga... had 76 yards on 15 carries vs. Temple... his blocking helped school's tailbacks to have 10 100-yard games and total of 1,727 yards in the season... as sophomore, in 1983, was moved into starting lineup in last seven games; finished season with 170 yards on 35 runs, a 4.9 average, and had one touchdown... had longest run for 55 (clipping penalty made it a 35 yarder) yards... had best game of season come in Peach Bowl, with 79 yards on 20 carries... as freshman in 1982, started career as linebacker and made 16 tackles (five solos) and had one quarter-back sack.

**PERSONAL:** Single... majored in criminology, and hopes to get degree next spring... wants to become an FBI agent... hobby: swimming... attended Miami Southridge HS where named 1st team All-City and named Div. 4A all-state (linebacker) ... played fullback and linebacker (was All-American at LB as senior)...was team captain as senior... ran track as well in HS, as sprinter and weight events performer (shot put and 100)... has bench pressed 400 pounds and squatted 575... number four of eight children... son of Bonnie and Harvey Thomas... given name: Cletis Alexander Jones.


## COLLEGE STATISTICS

### RUSHING

YEAR	ATTEMPTS	YARDS	AVG.	TD	LONG
1983	35	170	4.9	1	35
1984	120	633	5.3	3	40
1985	89	405	4.6	2	30
Totals	244	1,208	4.9	6	40

### RECEIVING

YEAR	REC.	YARDS	AVG.	TD	LONG
1984	2	34	17.0	0	22
1985	4	18	4.5	0	14
Totals	6	52	8.7	0	22




**GENE THOMAS**      **23**  
 WIDE RECEIVER 5-11 157  
 UNIV. OF THE PACIFIC D-11 (304)  
 DOB: 6-7-62 at San Diego, CA

**COLLEGE:** Was the 11th player taken by Patriots, was 304th player taken in the draft... has outstanding speed, has been timed at 4.44 in the 40-yard run; intelligent performer, especially helped by fact that he played defensive back in HS... in two years at Pacific, had 45 catches for 945 yards, a 21.0 ave., with nine touchdowns and long catch of 72 yards (vs. Fresno State for a TD)... had his best season his senior year when he had 28 catches (tops on team) for 704 yards, a 25.1 ave., with seven touchdowns; he had a long catch of 72 yards... picked All-PCAA as senior (2nd team)... as junior, in 1984, came to Pacific from the University of Nevada-Las Vegas... in 1st year at Pacific, caught 17 passes for 241 yards for 14.1 ave. in a backup role... two of his catches went for touchdowns (vs. Fullerton State and Nevada-Reno)... had his longest catch of season come vs. Fresno State (47 yards); that game was his biggest collegiate thrill as Pacific beat host Fresno State, 24-6... had his biggest game vs. Fullerton State when had six catches for 89 yards and an eight-yard TD... had 18 yard touchdown vs. Nevada-Reno for team's long touchdown in game... had strong spring game with three catches for 41 yards in intra-squad scrimmage... in another spring scrimmage, had 96 yard TD catch... spent 1983 at Nevada-Las Vegas, but did not play football... in 1981 and 1982, attended San Diego Mesa Junior College where had 31 catches for more than 800 yards in his 2nd year—tied for 16th on the school's reception list... team went 15-5 in those two seasons (8-2 and 7-3 record)... school known for its outstanding passing attack... was an All-South Conference selection his 2nd year of junior college.

**PERSONAL:** Single... majored in communications, receiving degree in May of 1986... hobbies: fishing and playing video games... hopes to become radio engineer after his football days over; worked for college radio station as engineer and as substitute DJ (played jazz)... played football (started at defensive back and receiver as senior) and baseball (centerfielder) in high school, at Morse High in San Diego... was an all-league pick as a defensive back and earned honorable mention All-Eastern League selection as a receiver... in one game, had two interceptions for TDs, one a 36 yarder (San Diego city title game, with his team winning)... played HS football with QB Randall Cunningham (of Phil. Eagles)... was sports editor of HS newspaper... brother, Mark, is a senior defensive back at the University of Wyoming; Mark was picked HM All-America and 2nd team All-WAC last year... son of Sarah and James Thomas... given name: Gerald Eugene Thomas.

## COLLEGE STATISTICS

YEAR	REC.	YARDS	AVG.	TD	LONG
1984	17	241	14.1	2	47
1985	28	704	25.1	7	72
Totals	45	945	21.0	9	72



## DON MCAULAY 7

KICKER 5-10, 198

SYRACUSE D-12 (332th)

DOB: 1-30-64 in Bay Shore, NY

STYLE: Soccer, right foot

**COLLEGE:** Was the 12th player taken in the draft by Patriots, was the 332th player taken in draft... kicking style: soccer style, right footed kicker (wears shoe)... known for his outstanding consistency in college as well as for his strong leg... Syracuse went 8-1 his senior year and took part in the Cherry Bowl (lost to Maryland, 35-18)... as senior, finished year with 80 points and led Syracuse in scoring for 3rd straight year... converted 29 of 29 PAT attempts (a school record for PATs in one year) and made 17 of 23 (73.9%) field goals attempts... never missed a PAT kick in college (62 attempts) and finished as team's 4th all-time scorer with 203 points... ended up 47 of 63 in career in FGs, going 16 of 17 from kicks under 30 yards, going 19 of 27 from kicks between 30-39 yards, going nine for 14 on kicks between 40-49 yards and going three for five on kicks from 50-59 yards out... set personal marks for FGs-made and attempted in a season during senior year... top outing of season came vs. Temple when he kicked three FGs, including his longest of the season 49 yards)... also made three FGs (32, 29 and 37 yards) vs. Pittsburgh... made two FGs vs. each of following: Kent State, Louisville, Penn State and BC... was selected HM All-American as senior as well as All-East... played in Blue-Gray all-star game... team was honorable mention in the final *Football News* poll... as a junior in 1984, led team in scoring with 59 points, although he did not attempt any FGs in the 1st two games... made 15 of 19 FG attempts to set a personal best of 78.9%... went 14 of 14 on PAT kicks... had his best game of season vs. Maryland when made three FGs (25, 34 and 32 yards)... went two for two in FG attempts vs. Navy, including 51 yarder (longest of his career)... was named ECAC Div. I all-star and was named to the AP All-East (2nd team)... as sophomore in 1983, was the most pleasant surprise of the season for the Orangemen as he led team in points with 64 ... biggest collegiate thrill: when set school record when made five FGs in as many tries vs. Kent State (three of the FGs came from 39 yards and others were from 31 and 29 yards); this was his 1st game ever in the Carrier Dome ("I wanted to go out and impress the fans") ... was named ECAC Player of the Week for that game... made a 51 yard FG vs. Penn State... was named AP All-East (2nd team)... in the time between his freshman and sophomore years, spent a great deal of time in the weight room... Jim Kimmel, a linebacker now playing for the Los Angeles Raiders, was his long-snapper for a while at Syracuse.

**PERSONAL:** Single... majored in speech communication, and plans to get degree during off-season... hobbies: skiing, water sports and going to beach... after football days over, wants to go into sales because he enjoys dealing one on one with people... attended East Islip (N.Y.) High School, where played fullback as well as kicking (two year regular at both)... was selected honorable mention All-America and also picked all-state... had long FG of 53 yards, done as senior... team won league title his junior year... also competed in wrestling in HS... was a soccer player was ages 5-12... son of Sarah and John McAulay... given name: Donald Graham McAulay.

### COLLEGE STATISTICS

YEAR	PATs	FGs	Pts.	LONG
1983	19-19	15-21	64	51
1984	14-14	15-19	59	51
1985	29-29	17-23	80	49
Totals	62-62	47-63	203	51

### FIELD GOAL STATISTICS

UNDER 30	30-39	40-49	50-59
16-17	19-27	9-14	3-5

## 1985 ROSTER MOVEMENTS

### Patriots' Injured Reserve List (9)

Jon Williams, RB, 7-26, knee; Tom Toth, OT, 8-15, ankle; Gerard Phelan, WR, 8-19, knee; Clayton Weishuhn, LB, 8-19, knee; Bo Robinson, TE, 9-2, groin, lower abdominal tear; Trevor Matich, C, 10-12, ankle; Toby Williams, DE, 10-18, knee; Ken Sims, DE, 12-4, leg; Derwin Williams, WR, 1-3, knee.

### Players Taken Off Injured Reserve (5)

Ernest Gibson, CB, pectoral muscle strain (on: 8-19; off: 10-4); Ed Reynolds, LB, knee (on: 9-10; off: 10-12); Lester Williams, NT, knee (on: 9-3, off: 10-18); Pete Brock, OC, knees (on: 10-27, off: 11-30); Steve Grogan, QB, knee (on: 11-30, off: 1-3).

### Patriots' Reserved Physically Unable To Perform List (PUP) — (None)

### Non-Football Injury (2)

Darryl Haley, OT, 8-26, colitis; Eric Jordan, RB, 8-16, jaw.

### Players Picked Up From Waivers (5)

Tom Condon, OG, 9-10 (waived 10-4); Art Plunkett, OT, 9-10; Tom Ramsey, QB (waived: 9-10; off: 10-17); Greg Hawthorne, WR (waived: 10-17; off: 10-27); Smiley Creswell, DE (waived: 8-27; off: 12-4).

### Players Placed On Waivers (6)

Jon Norris, OL, 10-1 (was on IR with hamstring, 8-20); Paul Lewis, RB, 10-1 (was on IR with hamstring, 8-20); Tom Condon, OG, 10-4; Doug Rogers, DE, 10-22 (was on PUP with foot, 8-15); Eddie Jackson, TE, 11-6 (was on IR with knee, 8-20); Darryl Wilson, WR, 11-12 (was on PUP, 8-15, knee).

## PATRIOTS WITH 100 GAMES PLAYED

Player	Pos.	Games	Years Played
1. Julius Adams	DE	196	1971-1985
2. John Hannah	OG	183	1973-1985
3. Tom Neville	OT	159	1965-1977
4. STEVE NELSON	LB	153	1974-Present
5. Gino Cappelletti	K/WR	152	1960-1970
6. Bill Lenkaitis	OC	151	1971-1981
7. Jim Lee Hunt	DT	141	1960-1970
8. Len St. Jean	OG	140(c)	1964-1973
9. Houston Antwine	DT	137	1961-1971
10. RAYMOND CLAYBORN	CB	135(c)	1977-Present
11. PETE BROCK	OC	134	1976-Present
Don Webb	DB	134	1961-1971
13. Jon Morris	OC	131	1964-1974
14. STANLEY MORGAN	WR	128	1977-Present
15. Jim Colclough	WR	124	1960-1968
Steve King	LB	124	1973-1981
Charlie Long	OT	124	1961-1969
18. STEVE GROGAN	QB	121	1975-Present
MOSI TATUPU	RB	121(c)	1978-Present
20. Sam Adams	OG	119	1972-1980
21. Tony McGee	DE	118	1974-1981
22. Ray Hamilton	NT	117	1973-1981
23. John Smith	K	116	1974-1983
24. Larry Eisenhauer	DE	115	1961-1969
25. Bob Dee	DE	112	1960-1967

(c)—Denotes consecutive games played

NOTE: The players listed are those credited with having played 100 or more games as a Patriot as of 12-22-85.

Players listed in CAPS are still active players.

## PRESEASON OPPONENTS

### ST. LOUIS CARDINALS

#### AUG. 2—AT CANTON, OHIO (HALL OF FAME GAME)

NFC East: 5-11-0 (5th Place)

Head Coach: Gene Stallings (first year)

Public Relations: Bob Rose (Greg Gladysiewski)

Office: (314) 421-0777

### WASHINGTON REDSKINS

#### AUG. 10—AT FOXBORO

NFC East: 10-6-0 (3rd Place)

Head Coach: Joe Gibbs (5th year, 51-22-0, 6-2-0 post-season)

Public Relations: Charlie Taylor (Ronn Levine, John C. Konoza)

Office: (703) 471-9100

### NEW ORLEANS

#### AUG. 16—AT NEW ORLEANS

NFC West: 5-11-0 (3rd Place)

Head Coach: Jim Mora (first year)

Public Relations: Greg Suit (Rusty Kasmiersky)

Office: (504) 733-6147

### LOS ANGELES RAIDERS

#### AUG. 22—AT LOS ANGELES

AFC West: 12-4-0 (1st Place)

Head Coach: Tom Flores (8th year, 70-35-0; 8-3-0 post-season)

Public Relations: Tom Grimes (Al LoCasale, Mike Ornstein)

Office: (213) 322-3451

### GREEN BAY PACKERS

#### AUG. 30—AT GREEN BAY

NFC Central: 8-8-0 (2nd Place)

Head Coach: Forrest Gregg (3rd year, 16-16-0; 66-64-0, 9 year lifetime)

Public Relations: Lee Remmel (Scott Berchtold)

Office: (414) 494-2351

## PRESEASON SERIES STANDINGS

Team	W	L	T	Pct.	PF	PA	Attendance
Atlanta	3	3	0	.500	155	147	260,608
Baltimore	0	1	0	.000	3	33	29,313
Buffalo	6	7	0	.462	191	201	211,895
Chicago	1	0	0	1.000	27	17	50,892
Cincinnati	1	0	0	1.000	21	13	16,900
Cleveland	1	1	0	.500	48	40	78,712
Dallas	0	1	0	.000	21	36	50,118
Denver	2	5	0	.286	162	155	191,712
Detroit	1	2	0	.333	64	86	106,000
Green Bay	3	1	0	.750	113	63	175,453
Houston	0	4	0	.000	43	106	90,616
Kansas City	3	2	0	.600	112	85	128,294
LA Rams	3	4	0	.429	127	132	360,655
Miami	1	1	0	.500	19	30	33,003
Minnesota	1	1	0	.500	46	27	72,031
New Orleans	2	3	0	.400	78	86	198,131
NY Giants	3	5	0	.375	109	165	339,074
NY Jets	2	10	0	.167	129	298	238,110
Oakland	5	4	1	.550	235	190	339,809
Philadelphia	3	5	0	.375	145	143	298,239
Pittsburgh	1	3	0	.250	52	92	201,846
San Diego	2	3	0	.400	101	145	110,526
San Francisco	0	2	0	.000	22	37	69,728
Seattle	0	1	0	.000	23	30	56,947
Tampa	1	1	0	.500	38	57	114,893
Washington	4	4	0	.500	194	190	278,134
TOTALS	49	74	1	.399	2298	2604	4,091,639

# PRESEASON RESULTS

Date	Site	Attendance	Score
<b>1960</b>	<b>(4-1-0)</b>		
7/30	at Buffalo (16,000)		Patriots 28, Bills 7
8/ 5	at Providence (4,706)		Patriots 43, Broncos 6
8/14	at Boston (11,000)		Texans 24, Patriots 14
8/21	at Worcester (7,500)		Patriots 21, Bills 7
8/28	at Amherst (4,000)		Patriots 28, Raiders 14
<b>1961</b>	<b>(3-1-0)</b>		
8/10	at Boston (15,387)		Patriots 14, Titans 3
8/19	at Philadelphia (73,916)		Titans 17, Patriots 7
8/25	at Providence (4,762)		Patriots 28, Bills 10
9/ 1	at Buffalo (9,022)		Patriots 15, Bills 12
<b>1962</b>	<b>(2-3-0)</b>		
8/11	at Providence (9,000)		Raiders 21, Patriots 20
8/15	at Buffalo (22,112)		Patriots 12, Bills 7
8/18	at New Orleans (31,000)		Oilers 20, Patriots 10
8/25	at Lowell (11,118)		Patriots 17, Titans 10
9/ 1	at Boston (8,783)		Bills 7, Patriots 6
<b>1963</b>	<b>(0-5-0)</b>		
8/ 4	at Oakland (9,721)		Raiders 24, Patriots 17
8/10	at San Diego (16,427)		Chargers 50, Patriots 17
8/14	at Lowell (9,387)		Oilers 21, Patriots 20
8/24	at Buffalo (17,697)		Bills 24, Patriots 14
9/ 1	at New Brunswick, N.J. (12,500)		Jets 22, Patriots 20
<b>1964</b>	<b>(0-5-0)</b>		
8/ 9	at Boston (20,087)		Oilers 38, Patriots 7
8/18	at Lowell (6,390)		Jets 23, Patriots 7
8/22	at New Brunswick, N.J. (11,500)		Jets 21, Patriots 20
8/28	at Buffalo (12,566)		Bills 24, Patriots 14
9/ 5	at Denver (20,568)		Broncos 27, Patriots 17
<b>1965</b>	<b>(0-5-0)</b>		
8/ 8	at Boston (23,674)		Bills 23, Patriots 0
8/13	at Allentown, Pa. (18,000)		Jets 26, Patriots 16
8/21	at Houston (30,142)		Oilers 27, Patriots 6
8/28	at Norfolk, Va. (9,217)		Jets 17, Patriots 0
9/ 4	at Kansas City (15,157)		Chiefs 34, Patriots 7
<b>1966</b>	<b>(1-3-0)</b>		
8/ 7	at Boston (23,291)		Bills 19, Patriots 13
8/20	at Anaheim (36,038)		Patriots 21, Raiders 10
8/27	at San Diego (11,894)		Chargers 31, Patriots 13
9/ 1	at Mobile (22,000)		Jets 41, Patriots 3
<b>1967</b>	<b>(1-3-0)</b>		
8/ 4	at Bridgeport, Conn. (16,000)		Jets 55, Patriots 13
8/13	at Boston (29,313)		Colts 33, Patriots 3
8/20	at Rochester, N.Y. (15,300)		Patriots 13, Bills 10
8/26	at Boston (15,523)		Redskins 13, Patriots 7
<b>1968</b>	<b>(1-3-0)</b>		
8/10	at New Orleans (54,400)		Saints 19, Patriots 0
8/17	at Richmond, Va. (14,000)		Jets 25, Patriots 3
8/23	at Jacksonville (15,003)		Patriots 19, Dolphins 17
9/ 2	at Boston (31,404)		Eagles 22, Patriots 20
<b>1969</b>	<b>(2-3-0)</b>		
8/10	at Bowling Green (16,900)		Patriots 21, Bengals 13
8/17	at Boston (24,084)		Falcons 34, Patriots 16
8/25	at Montreal (8,212)		Lions 22, Patriots 9
8/31	at Jacksonville (18,375)		Patriots 26, Broncos 10
9/ 6	at Birmingham (18,000)		Dolphins 13, Patriots 0
<b>1970</b>	<b>(0-4-0)</b>		
8/16	at Boston (25,584)		Redskins 45, Patriots 21
8/29	at Jackson, Miss. (32,000)		Saints 26, Patriots 0
9/ 4	at Shreveport, La. (22,000)		Steelers 31, Patriots 3
9/11	at Salt Lake City (17,832)		Broncos 16, Patriots 14
<b>1971</b>	<b>(1-5-0)</b>		
8/ 8	at Minneapolis (31,813)		Vikings 17, Patriots 10
8/15	at Foxboro (60,423)		Patriots 20, Giants 14
8/22	at Buffalo (31,610)		Bills 28, Patriots 14
8/29	at Foxboro (53,271)		Rams 31, Patriots 21
9/ 5	at Foxboro (48,631)		Falcons 45, Patriots 35
9/10	at Memphis (28,082)		Jets 38, Patriots 9
<b>1972</b>	<b>(2-4-0)</b>		
8/ 5	at Oakland (53,661)		Raiders 31, Patriots 24
8/12	at Philadelphia (30,000)		Eagles 29, Patriots 20
8/20	at Foxboro (50,892)		Patriots 27, Bears 17
8/27	at Foxboro (51,470)		Giants 31, Patriots 10
9/ 2	at Denver (37,128)		Broncos 49, Patriots 24
9/10	at Foxboro (47,684)		Patriots 34, Lions 30



Date	Site	Attendance	Score
<b>1973</b>	<b>(1-5-1)</b>		
7/28	at Canton, Ohio (19,685)		49ers 20, Patriots 7
8/ 5	at Foxboro (43,914)		Patriots 17, Raiders 17
8/12	at Foxboro (49,209)		Giants 13, Patriots 7
8/18	at Atlanta (56,239)		Falcons 27, Patriots 10
8/25	at New Orleans (64,131)		Patriots 31, Saints 6
9/ 2	at Foxboro (50,369)		Redskins 35, Patriots 14
9/ 7	at Detroit (50,104)		Lions 34, Patriots 21
<b>1974</b>	<b>(4-2-0)</b>		
8/ 2	at Washington (16,405)		Patriots 21, Redskins 16
8/11	at Foxboro (17,992)		Giants 21, Patriots 6
8/18	at Foxboro (20,546)		Patriots 7, Saints 3
8/24	at San Diego (18,903)		Patriots 23, Chargers 14
8/31	at Spokane, Wash. (18,000)		Broncos 27, Patriots 21
9/ 8	at Foxboro (35,412)		Patriots 27, Eagles 17
<b>1975</b>	<b>(3-2-0)</b>		
8/10	at Foxboro (40,726)		Giants 28, Patriots 14
8/17	at Foxboro (40,218)		Patriots 36, Vikings 10
8/22	at Philadelphia (40,156)		Eagles 24, Patriots 10
8/30	at Milwaukee (51,769)		Patriots 20, Packers 17 (OT)
9/ 7	at Foxboro (39,502)		Patriots 31, Chargers 24
<b>1976</b>	<b>(3-3-0)</b>		
8/ 1	at Foxboro (30,032)		Patriots 13, Giants 7 (OT)
8/ 6	at Norman, Ok. (23,800)		Chargers 26, Patriots 17
8/15	at Foxboro (30,552)		Packers 16, Patriots 14
8/21	at Atlanta (30,619)		Patriots 28, Falcons 17
8/30	at Cleveland (36,016)		Browns 30, Patriots 27
9/ 5	at Foxboro (32,254)		Patriots 27, Eagles 7
<b>1977</b>	<b>(5-1-0)</b>		
8/ 6	at E. Rutherford, N.J. (44,471)		Patriots 19, Giants 3
8/13	at Milwaukee (53,244)		Patriots 38, Packers 3
8/22	at Philadelphia (28,025)		Eagles 21, Patriots 10
8/28	at Foxboro (43,779)		Patriots 13, Steelers 10 (OT)
9/ 4	at Foxboro (41,053)		Patriots 45, Redskins 7
9/11	at Foxboro (41,346)		Patriots 29, Falcons 10
<b>1978</b>	<b>(4-0-0)</b>		
8/ 5	at Los Angeles (60,134)		Patriots 14, Rams 7
8/12	at Oakland (53,335)		Patriots 21, Raiders 7
8/20	at Foxboro (39,043)		Patriots 24, Chiefs 7
8/27	at Foxboro (42,696)		Patriots 21, Browns 10
<b>1979</b>	<b>(2-2-0)</b>		
8/ 4	at Atlanta (59,725)		Patriots 37, Falcons 14
8/12	at Foxboro (44,955)		Rams 15, Patriots 3
8/19	at Foxboro (45,518)		Patriots 35, Raiders 14
8/24	at Denver (75,103)		Broncos 20, Patriots 17 (OT)
<b>1980</b>	<b>(1-3-0)</b>		
8/11	at Anaheim (66,656)		Patriots 35, Rams 31
8/16	at Oakland (41,649)		Raiders 31, Patriots 29
8/24	at Foxboro (45,207)		Eagles 23, Patriots 17
8/29	at Seattle (64,759)		Seahawks 30, Patriots 23
<b>1981</b>	<b>(4-0-0)</b>		
8/10	at Anaheim (69,006)		Patriots 34, Rams 21
8/15	at Tampa (66,553)		Patriots 17, Bucs 16
8/22	at Foxboro (43,032)		Patriots 23, Raiders 21
8/30	at Foxboro (44,078)		Patriots 19, Redskins 10
<b>1982</b>	<b>(1-3-0)</b>		
8/14	at Knoxville, TN (93,251)		Steelers 24, Patriots 20
8/20	at Philadelphia (56,431)		Eagles 14, Patriots 7
8/28	at Dallas (50,118)		Cowboys 36, Patriots 21
9/ 4	at Foxboro (39,888)		Patriots 41, Packers 27
<b>1983</b>	<b>(0-4-0)</b>		
8/ 6	at Knoxville, TN (42,816)		Steelers 27, Patriots 16
8/14	at San Francisco (50,043)		49ers 17, Patriots 15
8/20	at Los Angeles (40,190)		Rams 13, Patriots 7
8/26	at Tampa Bay (52,108)		Buccaneers 41, Patriots 21
<b>1984</b>	<b>(2-2-0)</b>		
8/ 3	at Foxboro (34,751)		Giants 48, Patriots 20
8/11	at Buffalo (19,578)		Bills 23, Patriots 13
8/17	at Washington (35,932)		Patriots 31, Redskins 27
8/24	at Foxboro (22,721)		Patriots 36, Chiefs 7
<b>1985</b>	<b>(1-3-0)</b>		
8/10	at Foxboro (27,014)		Saints 32, Patriots 20
8/17	at Kansas City (35,162)		Patriots 31, Chiefs 13
8/23	at Washington (50,538)		Redskins 37, Patriots 36
8/31	at Los Angeles (39,911)		Rams 14, Patriots 13

Twenty-six year record: 48-75-1 (.391)

# PRESEASON SHUTOUTS

None

## Lowest Scoring: (3 points)—

- vs. Titans at Boston (14-3 on 8/10/61)
- vs. Saints at Foxboro (7-3 on 8/18/74)
- vs. Giants at East Rutherford (19-3 on 8/6/77)
- vs. Packers at Milwaukee (38-3 on 8/13/77)

## Five Times:

- vs. Bills at Boston (0-23 on 8/8/65)
- vs. Jets at Norfolk, VA (0-17 on 8/28/65)
- vs. Saints at New Orleans (0-19 on 8/10/68)
- vs. Dolphins at Birmingham (0-13 on 9/6/69)
- vs. Saints at Jackson, MS (0-26 on 8/29/70)

# PRESEASON MARGINS-VICTORIES/DEFEATS

## Largest Margins of Victory for Patriots (Preseason)

(20 or more points — 9 games)

No.	Date	Opp.	Score	Margin	Site
1.	9/4/77	Redskins	45-7	38	at Foxboro
2.	8/5/60	Broncos	43-6	37	at Providence
3.	8/13/77	Packers	38-3	35	at Milwaukee
4.	8/17/75	Vikings	36-10	26	at Foxboro
5.	9/2/73	Saints	31-6	25	at New Orleans
6.	8/4/79	Falcons	37-14	23	at Atlanta
7.	7/30/60	Bills	28-7	21	at Buffalo
8.	8/19/79	Raiders	35-14	21	at Foxboro
9.	9/5/76	Eagles	27-7	20	at Foxboro

## Largest Margins of Opponents' Victories (Preseason)

(20 or more points — 18 games)

No.	Date	Opp.	Score	Margin	Site
1.	8/4/67	Jets	13-55	42	at Bridgeport, Ct.
2.	9/1/66	Jets	3-41	38	at Mobile
3.	8/10/63	Chargers	17-50	33	at San Diego
4.	8/9/64	Oilers	7-38	31	at Boston
5.	8/13/67	Colts	3-33	30	at Boston
6.	9/10/71	Jets	9-38	29	at Memphis
7.	8/3/84	Giants	20-48	28	at Foxboro
8.	9/4/70	Steelers	3-31	28	at Shreveport, LA
9.	9/4/65	Chiefs	7-34	27	at Kansas City
10.	8/29/70	Saints	0-26	26	at Jackson, MS
11.	9/2/72	Broncos	24-49	25	at Denver
12.	8/16/70	Redskins	21-45	24	at Boston
13.	8/8/65	Bills	0-23	23	at Boston
14.	8/17/68	Jets	3-25	22	at Richmond, VA
15.	8/21/65	Oilers	6-27	21	at Houston
16.	8/27/72	Giants	10-31	21	at Foxboro
17.	9/2/73	Redskins	14-35	21	at Foxboro
18.	8/26/83	Buccaneers	21-41	20	at Tampa Bay

## MOST POINTS SCORED-PRESEASON

### Most Points By Patriots (Preseason Games)

(30 or more points—16 times)

Date	Opponent	Score	Pts.	Site
9/4/77	Redskins	45-7	45	at Foxboro
8/5/60	Broncos	43-6	43	at Providence
9/4/82	Packers	41-27	41	at Foxboro
8/13/77	Packers	38-3	38	at Milwaukee
8/4/79	Falcons	37-14	37	at Atlanta
8/17/75	Vikings	36-10	36	at Foxboro
8/23/85	Redskins	36-37	36	at Washington
8/24/84	Chiefs	36-7	36	at Foxboro
8/11/80	Rams	35-31	35	at Anaheim
8/19/79	Raiders	35-14	35	at Foxboro
9/10/72	Lions	34-30	34	at Foxboro
8/10/81	Rams	34-21	34	at Anaheim
8/25/73	Saints	31-6	31	at New Orleans
9/7/75	Chargers	31-24	31	at Foxboro
8/17/84	Redskins	31-27	31	at Washington
8/17/85	Chiefs	31-13	31	at Kansas City

### Most Points By Opponents (Preseason Games)

(30 or more points—26 times)

Date	Opp.	Score	Pts.	Site
8/4/67	Jets	13-55	55	at Bridgeport
8/10/63	Chargers	17-50	50	at San Diego
9/2/72	Broncos	24-49	49	at Denver
8/3/84	Giants	20-48	48	at Foxboro
9/5/71	Falcons	35-45	45	at Foxboro
8/16/70	Redskins	21-45	45	at Boston
9/1/66	Jets	3-41	41	at Mobile
8/26/83	Buccaneers	21-41	41	at Tampa Bay
9/10/71	Jets	9-38	38	at Memphis
8/9/64	Oilers	7-38	38	at Boston
8/23/85	Redskins	36-37	37	at Washington
8/28/82	Cowboys	21-36	36	at Dallas
9/2/73	Redskins	14-35	35	at Foxboro
9/4/65	Chiefs	7-34	34	at Kansas City
8/17/69	Falcons	16-34	34	at Boston
8/13/67	Colts	3-33	33	at Boston
8/10/85	Saints	20-32	32	at Foxboro
8/27/66	Chargers	13-31	31	at San Diego
9/4/70	Steelers	3-31	31	at Shreveport, LA
8/29/71	Rams	21-31	31	at Foxboro
8/5/72	Raiders	24-31	31	at Oakland
8/27/72	Giants	10-31	31	at Foxboro
8/11/80	Rams	35-31	31	at Anaheim
8/16/80	Raiders	29-31	31	at Oakland
8/30/76	Browns	27-30	30	at Cleveland
8/29/80	Seahawks	23-30	30	at Seattle

## PATRIOTS IN OVERTIME

Since the NFL adopted the overtime format in 1976, the Patriots have never won in eight regular season overtime appearances. Their most recent overtime loss came in 1985 when they lost to the NY Jets, 16-13, at the Meadowlands on 11-24. In eight overtime contests, the Patriots have lost all eight games, including three in a row by an identical 16-13 score (one in 1980 and two in 1979). In the eight overtime games played during the regular season, the Patriots have won the coin toss four times and lost it four times. In two of the four games when the Patriots have lost the coin toss, the opposition has scored the winning points without the Patriots gaining possession. In preseason play, the Patriots are 3-1 in overtime games.

11-24-85 NY JETS 16, Patriots 13*	9- 3-79 Pittsburgh 16, PATRIOTS 13
9- 4-83 Baltimore 29, PATRIOTS 23	8-24-79# DENVER 20, Patriots 17*
11- 8-81 Miami, 30, PATRIOTS 27*	9-26-77 CLEVELAND 30, Patriots 27*
9-27-81 PITTSBURGH 27, Patriots 21	8-28-77# PATRIOTS 13, Pittsburgh 10*
12- 8-80 MIAMI 16, Patriots 13*	8- 1-76# PATRIOTS 13, NY Giants 7
11-25-79 Buffalo 16, PATRIOTS 13	8-30-75# Patriots 20, GREEN BAY 17*

HOME TEAM LISTED IN CAPS, # denotes preseason game, \* denotes Patriots lost coin toss.

## PATRIOTS' AFC RINGS



The New England Patriots won the first American Football Conference (AFC) championship in their history after a long, hard struggle that took them to three consecutive enemy stadiums.

The three road victories established a National Football League record: No team had ever earned a championship by winning three playoff games away from home. Appropriately, that record is recognized on the AFC championship rings that were presented by the team to virtually everyone in the organization — players, coaches, administrative staff, family members, etc.

The Patriots selected the Balfour Company of Attleboro, Mass., to produce the rings. Balfour had previously produced rings for 10 of the last 12 Major League Baseball champions and for the 1985 and '84 National Basketball Association champions. Balfour also produces the rings worn by those inducted into the pro football, baseball and basketball halls of fame.

The process of making the championship rings is about as lengthy as the road the Patriots traveled to gain their AFC title.

After New England general manager Patrick Sullivan chose Balfour to produce the rings, he and Balfour design chief Norm Shorrock met to decide what the rings would look like. Sullivan had a basic idea that Shorrock and his design staff helped refine.

"I had in mind some things from the Kansas City Chiefs' world championship ring (after Super Bowl IV in 1970) that I thought were attractive," Sullivan said, "but I wanted to make enough changes so that it was unique to our achievement. I wanted a ring different from any other, that would be unique to our team and something everyone would be proud to wear."

The end result: A 10-carat yellow gold ring featuring one half-carat diamond and 16 smaller diamonds, set within a red garnet stone and 10-carat white gold, to form a football that is framed by the words "New England Patriots AFC Champions." And that's just the top of the ring.

On one side of the ring is the recipient's last name and the Patriot logo set above six stars (to represent the six New England states). Players' numbers are set below the six stars. The other side of the ring features the Lamar Hunt Trophy (symbolic of the AFC championship), the Super Bowl logo and the scores of New England's three playoff victories.

"I think the rings are great," New England linebacker Steve Nelson said. "It highlights the way we got to the Super Bowl, which is such a great achievement."

"I love it," free safety Fred Marion said. "I think it's a beautiful ring. I've seen others I thought were nice, but I like ours a lot better."

Once the design was settled, Balfour went to work. (Recipients had been measured at an off-season team meeting called by head coach Raymond Berry; those not in attendance were sent a tool that allowed them to measure their own ring fingers). Wax impressions of different sizes were made, followed by a process called "lost-wax casting" in which the wax is melted and a plaster mold remains. Molten gold is then poured into the plaster to form rings.

After being polished once, the stones were set. The rings were polished again before they were engraved. The entire process, according to Balfour marketing director Jim Lutz, involves as many as 150 steps and is done completely by hand. Ring orders similar to the one placed by the Patriots and the NFL (which contributed a portion of the payment for the order) take two to four months to fill.

"Balfour did a fantastic job for us," Sullivan said. "We knew they'd had a history of producing a good product, and it was important to us to do business with a Massachusetts-based company. We couldn't have made a better choice."

# 1986 PATRIOTS TRAINING CAMP ROSTER

Note: During training camp offensive players and kickers wear white jerseys — W. Defensive players wear red jerseys — R.									
No.	Name	Pos.	Ht.	Wgt.	NFL Exp.	Birthdate	Birthplace	College	How Acquired
72W	Baker, Larry	OL	6-4	272	R	6/28/62	Anaheim, CA	Cal.-Fullerton	FA-'86
22W	Barnwell, George	WR	5-9	180	R	1/3/62	Charleston, SC	Massachusetts	FA-'86
48W	Baty, Greg	TE	6-5	241	R	8/28/64	Haistings, MI	Stanford	D8-'86
2W	Benyola, George	K	5-10	190	R	9/17/64	Hopelawn, NJ	Louisiana Tech	FA-'86
48R	Black, Mel	K	6-2	228	R	2/2/62	New Haven, CT	East Illinois	FA-'86
55R	Blackmon, Don	LB	6-3	235	6	3/14/58	Pompano Beach, FL	Tulsa	D4-'81
28R	Bowman, Jim	S	6-2	210	R	10/26/63	Cadillac, MI	Central Michigan	D2b-'85
58W	Brock, Pete	C	6-5	275	11	7/14/54	Portland, OR	Colorado	D1b-'76
78W	Brown, Tony	T	6-5	275	R	7/11/64	Stamford, CT	Pittsburgh	FA-'86
10W	Calabria, Steve	QB	6-4	210	1	6/20/63	Mineola, NY	Colgate	FA-'86
3W	Camarillo, Rich	P	5-11	185	6	11/29/59	Whittier, CA	Washington	FA-'81
60W	Cappuccio, Joe	G	6-3	270	R	9/21/62	Monterey, CA	Univ. Pacific	FA-'86
45W	Carbone, Guy	SS	5-10	195	R	8/19/63	Hartford, CT	Rhode Island	FA-'86
46W	Chapman, Dave	TE	6-4	245	R	5/8/62	New Martinsville, WV	West Virginia Tech	FA-'86
49R	Chavez, Lazarus	LB	6-1	220	R	12/20/63	Port Chester, NY	Iowa	FA-'86
26R	Clayborn, Raymond	CB	6-0	186	10	1/2/55	Ft. Worth, TX	Texas	D1a-'77
29W	Coffey, Wayne	WR	5-7	158	R	5/30/64	Rantoul, IL	South West Texas	FA-'86
33W	Collins, Tony	HB	5-11	212	6	5/27/59	Sanford, FL	East Carolina	D2-'81
63W	Colton, George	OG	6-4	279	R	7/28/63	Lindenhurst, NY	Maryland	D9-'86
15W	Conner, John	QB	6-3	205	1	5/9/61	Burlingame, CA	Arizona	FA-'86
92R	Creswell, Smiley	DE	6-4	251	2	12/11/59	Everett, WA	Michigan State	D5a-'83
87W	Dawson, Lin	TE	6-3	240	6	6/24/59	Norfolk, VA	North Carolina St.	D8b-'81
59R	Doig, Steve	LB	6-3	240	4	3/28/60	Melrose, MA	New Hampshire	FA-'86
4W	Drain, Paul	K	5-9	185	R	8/17/64	Corsicana, TX	Angelo State	FA-'86
21W	Dupard, Reggie	RB	5-11	205	R	10/30/63	New Orleans, LA	SMU	D1-'86
11W	Eason, Tony	QB	6-4	212	4	10/8/59	Walnut Grove, CA	Illinois	D1-'83

No.	Name	Pos.	Ht.	Wgt.	NFL Exp.	Birthdate	Birthplace	College	How Acquired
5W	Fahey, John	P	5-10	190	R	8/16/64	Manchester, NH	Assumption	FA-'86
66W	Fatchild, Paul	G	6-4	270	3	9/14/61	Carroll, IA	Kansas	D5-'84
1W	Franklin, Tony	K	5-8	182	8	11/18/56	Fort Worth, TX	Texas A & M	T-'84
80W	Fryar, Irving	WR/KR	6-0	200	3	9/28/62	Mt. Holly, NJ	Nebraska	D1-'84
43R	Gibson, Ernest	CB	5-10	185	3	10/3/61	Jacksonville, FL	Furman	D6-'84
49W	Gieselman, Scott	TE	6-6	243	R	4/3/63	Syracuse, NY	Boston College	D4-'86
25R	Glenn, Vencie	DB	6-0	183	R	10/26/64	Grambling, LA	Indiana State	D2b-'86
14W	Grogan, Steve	QB	6-4	210	12	7/24/53	San Antonio, TX	Kansas State	D5a-'75
9W	Grymes, Darrell	WR	6-2	186	3	12/4/61	Washington, DC	Furman	FA-'86
68W	Haley, Darryl	T	6-4	265	4	2/16/61	Gardena, CA	Utah	D2c-'82
6W	Hart, Geoff	K	6-3	190	R	12/26/62	Montreal, Que.	Northeastern	FA-'86
39R	Hawkins, Jimmie	DB	5-10	192	R	12/2/64	Andrews AFB, MD	Texas A & M	FA-'86
27W	Hawthorne, Greg	WR/HB	6-2	225	8	9/5/56	Ft. Worth, TX	Baylor	T-'84
62R	Hensley, Tom	DE	6-6	258	R	6/9/63	Los Angeles, CA	Cal.-Long Beach	FA-'86
97R	Hodge, Milford	DT	6-3	275	1	3/11/61	Los Angeles, CA	Washington State	FA-'86
25W	Hoffman, Matt	WR	6-0	195	R	10/12/62	Rochester, MN	Wayne State (Neb.)	FA-'86
76W	Holloway, Brian	T	6-7	288	6	7/25/59	Omaha, NE	Stanford	D1-'81
51R	Ingram, Brian	LB	6-4	235	5	10/31/59	Memphis, TN	Tennessee	D4b-'82
71R	Jackson, Lawrence	NT	6-1	277	R	8/10/64	Jacksonville, FL	Presbyterian	FA-'86
32W	James, Craig	FB	6-0	215	3	1/2/61	Jacksonville, TX	Southern Methodist	D7-'83
38R	James, Roland	SS	6-2	191	7	2/18/58	Jamestown, OH	Tennessee	D1a-'80
83W	Jones, Cedric	WR	6-1	184	5	6/1/60	Norfolk, VA	Duke	D3a-'82
35W	Jones, Cletis	FB	5-11	217	R	8/6/64	Miami, FL	Florida State	D10-'86
36W	Jordan, Eric	RB/KR	6-0	190	1	11/17/61	Pineville, LA	Purdue	Supp. D2-'84
59W	Kosor, Ron	C	6-2	260	R	12/2/62	Greensburg, NC	North Carolina St.	FA-'86
37W	LeBlanc, Michael	RB	5-11	199	R	5/5/62	Missouri City, TX	Stephen F. Austin	FA-'86
28W	Linne, Larry	WR	6-1	185	R	7/20/62	Baltimore, MD	Texas El Paso	FA-'86
42R	Lippett, Ronnie	CB	5-11	180	4	12/10/60	Melbourne, FL	Miami, FL	D8-'83



No.	Name	Pos.	Ht.	Wgt.	NFL Exp.	Birthdate	Birthplace	College	How Acquired
31R	Marion, Fred	FS	6-2	191	5	8/2/59	Gainesville, FL	Miami, FL	D5-'82
64W	Matich, Trevor	C	6-4	270	2	10/9/61	Sacramento, CA	Brigham Young	D1-'85
7W	McAulay, Don	K	5-10	198	R	1/30/84	Bay Shore, NY	Syracuse	D12-'86
17W	McDonald, Ray	WR	5-11	181	R	8/25/64	Pahokee, FL	Florida	D7a-'86
50R	McGrew, Larry	LB	6-5	233	6	7/23/57	Berkley, CA	Southern California	D2-'80
23R	McSwain, Rod	CB	6-1	198	3	1/28/62	Caroleen, NC	Clemson	T-'84
47W	Millis, Dave	TE	6-2	225	1	11/17/61	Salt Lake City, UT	Brigham Young	FA-'86
67W	Moore, Steve	G/T	6-5	305	4	10/1/60	Memphis, TN	Tennessee State	D3b-'83
86W	Morgan, Stanley	WR	5-11	181	10	2/17/55	Easley, SC	Tennessee	D1b-'77
75W	Morriss, Guy	C/G	6-4	255	14	5/13/51	Colorado City, TX	Texas Christian	FA-'84
24W	Napier, Scott	FB	6-1	250	R	6/1/62	Rochester, NY	Nebraska	FA-'86
57R	Nelson, Steve	LB	6-2	230	13	4/26/51	Farmington, MN	North Dakota State	D2b-'74
96R	O'Malley, Shawn	LB	6-1	225	R	3/9/64	Philadelphia, PA	Northeastern	FA-'86
98R	Owens, Dennis	NT	6-1	258	5	2/24/60	Clinton, NC	North Carolina St.	FA-'82
70R	Paquette, Ray	NT	6-2	265	R	7/13/61	Lewiston, ME	Maine	FA-'86
71W	Peavey, Jack	C/G	6-2	275	R	6/6/63	Attleboro, MA	Troy State	FA-'86
18W	Phelan, Gerard	WR	6-0	190	1	1/20/63	Willingboro, NJ	Boston College	D4b-'85
70W	Plunkett, Art	T	6-8	282	6	3/8/59	Chicago, IL	Nevada-Las Vegas	FA-'85
77W	Poole, Scott	T	6-7	285	R	5/19/63	Spokane, WA	Montana	FA-'86
22R	Profit, Eugene	DB	5-10	165	R	11/11/64	Baton Rouge, LA	Yale	FA-'86
88W	Ramsey, Derrick	TE	6-5	235	9	12/23/56	Hastings, FL	Kentucky	T-'83
12W	Ramsey, Tom	QB	6-1	189	2	7/9/61	Encino, CA	UCLA	D10c-'83
52R	Rembert, Johnny	LB	6-3	234	4	1/19/61	Hollandale, MS	Clemson	D4-'83
95R	Reynolds, Ed	LB	6-5	242	4	9/23/61	Stuttgart, Germany	Virginia	FA-'83
41W	Robinson, Bo	TE/FB	6-2	225	7	5/27/59	LaMesa, TX	West Texas State	FA-'84
62W	Robinson, Greg	OG/OT	6-5	284	R	12/25/62	Sacramento, CA	Cal.-Sacramento	D5-'86
65R	Ruth, Mike	NT	6-1	266	R	6/25/64	Norristown, PA	Boston College	D2a-'86
94R	Sealby, Randall	LB	6-2	225	R	5/16/60	Ann Arbor, MI	Missouri	FA-'86

No.	Name	Pos.	Ht.	Wgt.	NFL Exp.	Birthdate	Birthplace	College	How Acquired
34R	Shegog, Ron	DB	6-0	185	R	3/2/64	Batesville, MS	Austin Peay State	FA-'86
16W	Shield, Joe	QB	6-2	198	1	6/26/62	Brattleboro, VT	Trinity (Conn.)	FA-'86
29R	Shinnick, Josh	DB	6-0	190	R	10/30/62	Baltimore, MD	UCLA	FA-'86
77R	Sims, Kenneth	DE	6-5	271	5	10/31/59	Kosse, TX	Texas	D1a-'82
39W	Smith, Larry	RB	5-10	192	R	8/14/61	Jesup, GA	Carson-Newman	FA-'86
8W	Starnes, John	P	6-3	185	R	12/25/62	Corpus Christi, TX	N. Texas St.	FA-'86
81W	Starring, Stephen	WR/KR	5-10	172	4	7/30/61	Baton Rouge, LA	McNeese State	D3a-'83
30W	Tatupu, Mosi	FB	6-0	227	9	4/26/55	Pago Pago, Amer. Samoa	Southern California	D8b-'78
23W	Thomas, Allan	WR	6-1	217	R	6/23/62	Whitby, WV	Virginia Tech	FA-'86
99R	Thomas, Ben	DE	6-4	280	2	7/2/61	Ashburn, GA	Auburn	D2c-'85
23W	Thomas, Gene	WR	5-11	157	R	6/7/62	San Diego, CA	Univ. Pacific	D11-'86
56R	Tippett, Andre	LB	6-3	241	5	12/27/59	Birmingham, AL	Iowa	D2b-'82
74W	Toth, Tom	T	6-5	275	1	5/23/62	Blue Island, IL	Western Michigan	D4a-'85
60R	Veris, Garin	DE	6-4	255	2	2/27/63	Chillicothe, OH	Stanford	D2a-'85
24W	Weathers, Robert	RB	6-2	225	5	9/13/60	Westfield, NY	Arizona State	D2a-'82
53R	Weishuhn, Clayton	LB	6-1	218	3	10/7/59	San Angelo, TX	Angelo State	D3b-'82
26W	White, Craig	WR	6-3	210	R	1/29/64	Kenisville, NC	East Carolina	FA-'86
78R	Williams, Brent	DE	6-4	278	R	10/23/64	Flint, MI	Toledo	D7b-'86
82W	Williams, Derwin	WR	6-1	185	2	5/6/61	Brownwood, TX	New Mexico	D7b-'84
54R	Williams, Ed	LB	6-4	244	3	9/8/61	Odessa, TX	Texas	D2-'84
44W	Williams, Jon	RB	5-9	190	2	6/1/61	Somerville, NJ	Penn State	D3-'84
72R	Williams, Lester	NT	6-3	272	5	1/9/59	Miami, FL	Miami	D1b-'82
90R	Williams, Toby	DE	6-4	270	4	11/19/59	Washington, DC	Nebraska	D10b-'83
93R	Windham, John	LB	6-3	235	R	6/24/64	Gallatin, TN	Vanderbilt	FA-'86
74R	Wingate, Leonard	NT	6-4	270	1	11/3/61	Charleston, SC	South Carolina St.	FA-'86
37R	Woods, Darrell	CB	5-9	178	R	12/5/63	Fort Knox, KY	Jackson State	FA-'86
35R	Woolfolk, Tony	DB	5-10	170	R	9/10/64	Yazoo City, MS	Alcorn State	FA-'86
61W	Wooten, Ron	G	6-3	273	5	6/28/59	Bourne, MA	North Carolina	D6-'81
40W	Wynter, Lando	RB	5-11	190	R	9/9/62	Miami, FL	Prairie View	FA-'86

HEAD COACH — Raymond Berry ASSISTANT COACHES — Dean Brittenham-Strength/Conditioning, Jim Carr-Defensive Backs, Bobby Grier-Offensive Backs/Rushing Game Coordinator, Ray Hamilton-Assistant Defensive Line, Rod Humenuik-Offensive Line, Harold Jackson-Receivers, Eddie Khayat-Defensive Line, John Polonchek-Special Assistant to the Head Coach, Rod Rust-Defensive Coordinator, Dante Scamecchia-Special Teams/Tight Ends, Don Shinnick-Linebackers, Les Steckel-Quarterbacks/Passing Game Coordinator.

# REGULAR SEASON OPPONENTS

## ATLANTA

### NOV. 2—AT FOXBORO

**NFC WEST:** 4-12-0 (4th Place)

**Head Coach:** Dan Henning (4th Year, 15-33)

**PR:** Charlie Dayton (Bob Dickinson)

**Phone:** (404) 945-1111

**Series Notes: SERIES TIED AT 2-2:** This will be the teams' first meeting since 10-30-83, when the Falcons held on for a 24-13 decision at Fulton County Stadium. Atlanta also beat the Patriots (37-21) for the first time at Foxboro on 9-14-80, and carry a two-game winning streak over New England into this year's game. New England won the first two games of the series, both with fourth-quarter rallies. At Foxboro 9-24-72, the Patriots scored 14 points in the fourth period to erase a 20-7 deficit and win, 21-20. Jim Plunkett hit Randy Vataha with a 37-yard touchdown pass to make it 20-14, and Carl Garrett's 12-yard TD run (with Mike Walker's PAT) won it with 7:09 left. On 12-4-77, the Patriots needed a 33-yard TD pass from Steve Grogan to Stanley Morgan with 4:40 remaining to down the host Falcons, 16-10. In the most recent meeting (1983), Atlanta scored the game's first 24 points before allowing two fourth-quarter TDs (a four-yard pass from Grogan to Derrick Ramsey and Mosi Tatupu's 12-yard run). William Andrews led Atlanta with 125 yards on 25 attempts, while New England's Robert Weathers had the best day of his pro career (99 yards on 12 rushing attempts, 55 yards on five receptions). The teams combined for 847 total yards in the game (Atlanta 430, New England 417).

## BUFFALO

### OCT. 26—AT BUFFALO

**AFC EAST:** 2-14-0 (5th Place)

**Head Coach:** Hank Bullough (2nd Year, 2-10)

**PR:** L. Budd Thalman (Dave Senko)

**Phone:** (716) 648-1800

**Series Notes: PATRIOTS LEAD SERIES, 28-23-21:** The Patriots won both meetings in 1985, extending their winning streak over the Bills to seven games (New England's longest current victory streak over an opponent). The Patriots swept the series with Buffalo for the fourth straight year, as the streak began with a 30-19 victory 1-2-83 in the only meeting of the strike-shortened 1982 season. Buffalo's last win was a 19-10 decision at Foxboro on 12-13-81. The Patriots' longest previous winning streak was four games (11-20-77 to 11-4-79). Buffalo has the longest streak since the series began in 1960, a nine-game run from 11-28-71 to 12-14-75. The series' first 25 years were marked by high-scoring affairs (the teams averaged a combined 41.3 points per game from 1960-84), but 1985 was different: The teams averaged only 24 points in two meetings. The Patriots edged the Bills at Orchard Park, 17-14, in 1985's first meeting (9-22), despite gaining only 227 total yards. Irving Fryar's 85-yard punt return for a touchdown (the second-longest return in team history) in the third quarter gave the Patriots the victory. New England's other TD came on a five-yard option pass from running back Craig James to Tony Collins. Quarterback Steve Grogan's return to action for the first time since the third game of 1984 highlighted the second game (10-13). Grogan entered after starter Tony Eason left with a shoulder separation, and rallied the team from a 3-0 deficit to a 14-3 victory that started a six-game winning streak. Fryar had 132 yards on six catches, including a 16-yard TD from Grogan, while cornerback Raymond Clayborn returned an interception 27 yards for his first pro TD.

## CINCINNATI

### DEC. 7—AT FOXBORO

**AFC CENTRAL:** 7-9-0 (2nd Place)

**Head Coach:** Sam Wyche (3rd Year, 12-20)

**PR:** Al Heim

**Phone:** (513) 621-3550

**Series Notes: PATRIOTS LEAD SERIES, 6-3:** The Patriots' 34-23 victory over the Bengals at Foxboro on the final day of the 1985 season (12-22), which earned a wild card playoff spot for New England, was also the Patriots' fourth win in a row over Cincinnati. The Patriots' streak began 10-15-78, when they edged the host Bengals, 10-3, on Sam Cunningham's four-yard touchdown run with 6:56 to play. A year later (9-16-79), again at Riverfront Stadium, John Smith kicked two 39-yard field goals in the fourth quarter (Smith had gone 0-for-2 on FG attempts, including a block, in the first half) to cement the Patriots' 20-14 victory. In the 1984 meeting (10-14), Tony Eason ran for second-half TDs of 13 and 25 yards while New England's defense blanked the Bengals over the final 30 minutes in a 20-14 victory at Foxboro. Last season, it took Robert Weathers' 42-yard TD run, on fourth-and-inches with 1:52 to play, to lock up New England's 34-23 victory. Craig James rushed for 142 yards on 25 carries (his best day as a pro), while Stanley Morgan made four catches for 121 yards, including a 50-yard TD from Eason. Cincinnati hasn't beaten the Patriots since a 27-10 decision 10-12-75 at Riverfront, which was the Bengals' third win in a row over New England. Cincinnati routed the Patriots in 1972 (31-7) and 1970 (45-7), while the Patriots beat the Bengals in the teams' first two meetings—33-14 in 1968, 25-14 in 1969.

## DENVER

### SEPT. 28—AT DENVER

**AFC WEST:** 11-5-0 (2nd Place)

**Head Coach:** Dan Reeves (6th Year, 45-28, 0-2 post-season)

**PR:** Jim Saccomano (Barry Hawkins)

**Phone:** (303) 296-1982

**Series Notes: PATRIOTS LEAD SERIES, 12-11:** Denver's Dennis Smith returned a Mose Tatum fumble 64 yards for a touchdown with 1:45 to play, giving the Broncos a 26-19 victory at Mile High Stadium in the last meeting (11-4-84). The Patriots dominated the game statistically, finishing with a 484-319 advantage in total yardage and a 195-28 gap in rushing yards. Craig James made his first start as a Patriot and piled up 120 yards on 20 carries. Stanley Morgan grabbed eight passes for 122 yards, Tony Eason threw for 313 yards and Tony Franklin became the first New England kicker since 1975 to boot four field goals in a game. New England won the previous meeting, 23-14, on 9-29-80 at Foxboro behind a 13-point second half. Steve Grogan (17-for-24, 209 yards) gave the Patriots a 17-14 lead with a 45-yard scoring toss to Stanley Morgan, and John Smith sealed it with two fourth-quarter field goals. No team has truly dominated since the series began in 1960. The Broncos won both games in that first AFL season, but the Patriots swept the next four games (two each in 1961 and 1962), which stands as the longest win streak of the series. Denver's longest victory string was three games (1968, 1969 and 1972), but neither team has put together back-to-back victories since. The Patriots have lost four in a row at Denver (1969, 1972, 1979 and 1980), where they are 6-7 all-time.

## INDIANAPOLIS

### SEPT. 7—AT FOXBORO

**AFC EAST:** 5-11-0 (4th Place)

**Head Coach:** Rod Dowhower (2nd Year, 5-11)

**PR:** Bob Eller (Craig Kelley)

**Phone:** (317) 297-2658

**Series Notes: PATRIOTS LEAD THE SERIES, 16-15:** The Patriots won twice in 1985 and have swept the Colts for the past two seasons. The Colts haven't beaten New England since moving to Indianapolis for the 1984 season. Irving Fryar dominated the first game of 1985 (a 34-15 decision at Foxboro 11-10), grabbing a five-yard touchdown pass from Steve Grogan, then returning a punt 77 yards for a TD within a span of 1:42 in the third period. New England had a slim 7-6 lead at halftime, but Fryar's outburst triggered a 27-point second half for the Patriots. Three weeks later (12-1), the Patriots held on to take a 38-31 decision at the Hoosier Dome (the most points in a Patriots-Colts game since New England's 50-21 victory in 1979). Tony Eason, in his first start since 9-22 (six games), completed 20 of 28 passes for 293 yards, including two TD passes to Stanley Morgan and one to Fryar. Eason also had a big day on 11-18-84, when New England thumped the Colts, 50-17, in its first trip to Indianapolis. Eason completed a team-record 29 passes in that one, including three TDs to Derrick Ramsey in the first half. Tony Franklin kicked three field goals to spark New England's 16-10 victory at Foxboro in the last game of 1984. The Colts' last victory came in 1983, when they swept two games (by a total of 11 points) from the Patriots, including an overtime victory on Vernon Maxwell's 52-yard return of a Tony Collins fumble. The Patriots' current four-game winning streak is the longest for either team since the series began in 1970.

## LOS ANGELES RAMS

### NOV. 16—AT ANAHEIM, CA

**NFC WEST:** 11-5-0 (1st Place)

**Head Coach:** John Robinson (4th Year, 30-18, 2-3 post-season)

**PR:** Pete Donovan (John Oswald)

**Phone:** (714) 535-7267

**Series Notes: PATRIOTS LEAD SERIES, 2-1:** This will be the Patriots' first regular-season visit to Anaheim Stadium since 12-11-83, when New England recorded a 21-7 victory behind Mose Tatum's three-touchdown performance. The Rams took a 7-0 lead on Vince Feragamo's 46-yard TD pass 7:10 into that game, but the Patriot defense and Tatum took over from there. Tatum, who gained 73 yards on 16 attempts, tied the game with a four-yard TD run 1:17 before halftime, gave the Patriots a lead with a five-yard score 1:03 into the second half and iced it with a seven-yard burst in the fourth quarter. Stanley Morgan caught six of Tony Eason's 12 completions for 91 yards. The Patriots won the game despite going 0-for-11 in third-down conversions. The first two games between the teams were played at Foxboro. The Rams scored 10 third-quarter points to post a 17-14 victory on 11-16-80, the winning points coming on Elvis Peacock's one-yard touchdown run. The Patriots downed the visiting Rams, 20-14, in the first game of the series on 9-29-74. Jim Plunkett tossed TD passes to Darryl Stingley and Randy Vataha, while John Smith kicked two field goals. Current Patriots' receivers coach Harold Jackson, then with the Rams, caught six passes for 102 yards.

### FOR THE RECORD...

The Patriots are unbeaten vs. two foes—New Orleans (4-0) and Tampa Bay (2-0) and are 0-5 vs. the Dallas Cowboys.

## MIAMI

### OCT. 5—AT FOXBORO

### DEC. 22—AT MIAMI

**AFC EAST:** 12-4-0 (1st Place)

**Head Coach:** Don Shula (17th Year, Miami, 168-63-2; 14-10 post-season)  
(7 Years, Baltimore, 71-23-4, 2-3 post-season)

**PR:** Eddie White

**Phone:** (305) 576-1000

**Series Notes: DOLPHINS LEAD THE SERIES, 25-15:** After being swept by the Dolphins in 1984, the Patriots gained a split in 1985. New England downed Miami, 17-13, at Foxboro 11-3, and were edged at the Orange Bowl, 30-27, in a Monday night game played 12-16. That was the Patriots' 18th straight loss in Miami, but they gained revenge 1-12-86 in a 31-14 victory at the Orange Bowl to win the AFC Championship. The Patriots enter 1986 with a 1-17 regular-season record at the Orange Bowl, but are 1-1 in playoff games there (the Dolphins took a 28-13 victory in the 1982 Super Bowl Tournament). This will be the final time the Patriots play at the Orange Bowl, as the Dolphins move to a new stadium for 1987. New England pounded out two 80-yard drives in the fourth quarter to win 1985's first meeting. Steve Grogan scored the winning points on a one-yard run with 3:03 to play. Earlier, Grogan threw a 28-yard TD pass to Greg Hawthorne on a fourth-and-one flea-flicker that involved Mosi Tatupu who took a handoff, then pitched back to Grogan) and tackle Steve Moore (who lined up as a running back). Craig James gained 119 yards on 23 carries in the game. Later in the season, Fuad Reveiz kicked his third field goal of the game with 4:27 left to win it for the Dolphins. New England had rallied from a 27-13 deficit on fourth-quarter TDs by Tatupu (one-yard run) and Cedric Jones (15-yard fumble return) within a 15-second span. The teams have played several memorable games since the series began in 1966. Miami won in overtime in 1980 and 1981, while the Patriots won the only meeting of the strike-shortened 1982 season on John Smith's 33-yard field goal with 4:10 to play, after a snowplow cleared a spot to kick from.

## NEW ORLEANS

### NOV. 21-AT NEW ORLEANS

**NFC WEST:** 5-11-0 (4th Place)

**Head Coach:** Jim Mora (1st Year)

**PRL** Greg Suit (Rusty Kasmiersky)

**Phone:** (504) 522-1500

**Series Notes: PATRIOTS LEAD THE SERIES, 4-0:** The last meeting between the teams came at snowy Foxboro on 12-4-83, when Tony Collins' three-yard touchdown run 6:11 into the game held up for a 7-0 New England victory (the Patriots' last shutout). The snow stopped the Patriots' passing game (Tony Eason went three-for-10 for 30 yards), but Mosi Tatupu made up for that with the (best day of his career 128 yards on 21 carries). The last game played in New Orleans and the only Saints-Patriots game held at the Superdome) was on 12-21-80, when the Patriots scored 14 fourth-quarter points to win, 38-27. Don Calhoun (113 yards on 16 attempts) gave New England the lead for good with a 22-yard TD run that made it 31-27, while Matt Cavanaugh threw three touchdowns, including two to running back Andy Johnson. Steve Grogan dominated at Foxboro 12-5-76, sparking New England's 27-6 victory with touchdown passes to Al Chandler (12 yards) and Ike Forte (six yards) while running for TDs of 11 and 10 yards. The teams met for the first time 12-10-72 at Tulane Stadium, where the Patriots began their four-game winning streak over New Orleans with a 17-10 decision. Jim Plunkett hit Reggie Rucker with two first-half TD passes and New England held on from there. New Orleans is one of two teams New England has never lost to (the Patriots are 2-0 vs. Tampa Bay). The Patriots have averaged 22 points per game against the Saints, while allowing just over 10 points. All four games to date have been played in December.

## NEW YORK JETS

### SEPT. 11—AT EAST RUTHERFORD, N.J. OCT. 12—AT FOXBORO

**AFC EAST:** 11-5-0 (tied, 2nd Place)

**Head Coach:** Joe Walton (4th Year, 25-23; 0-1 post-season)

**PR:** Frank Ramos (Ron Cohen)

**Phone:** (212) 421-6600

**Series Notes: JETS LEAD THE SERIES, 29-22-1:** The Patriots and Jets split in 1985, with New England taking a 20-13 decision at Foxboro on 10-20 before falling in overtime, 16-13, at the Meadowlands 11-24 (the only OT game ever played between the teams). New England topped New York in 1985's first meeting behind Steve Grogan and a defense that limited the Jets to 82 yards on the ground. Grogan figured in 14 fourth-quarter points with a 36-yard touchdown pass to Irving Fryar that he followed with a three-yard TD run that snapped a 13-13 tie with 3:27 left. Tony Franklin's 28-yard field goal with 16 seconds to play forced overtime at the Meadowlands, but the Jets' Pat Leahy ended it with a 32-yard field goal. Tony Eason made his first appearance at quarterback since suffering a shoulder injury 10-13, replacing Grogan after he suffered a fractured tibia and sprained knee ligament in his left leg. Eason went 23-for-34 for 221 yards and a touchdown pass (29 yards) to Cedric Jones. The teams each finished with 11-5 records and met again at the Meadowlands (12-28) in the AFC Wild Card game (the only playoff game between the teams in their 26-year history), with the Patriots taking a 26-14 victory. New England has fared well against New York recently, winning two of the last three regular-season meetings and four of the last six. New York won 14 of 15 between 1966 and 1973, including nine in a row at one point. The Patriots won the first two games between the teams in 1960, and have swept the Jets four times since (in 1962, 1978, 1980 and 1984).



## PITTSBURGH

### OCT. 19—AT PITTSBURGH

**AFC CENTRAL:** 7-9-0 (tied, 3rd Place)

**Head Coach:** Chuck Noll (18th Year, 149-97-1; 15-7 post-season)

**PR:** Joe Gordon (Dan Edwards)

**Phone:** (412) 323-1200

**Series Notes: STEELERS LEAD THE SERIES, 5-2:** The Patriots won the last outing (9-25-83), 28-23 at Three Rivers Stadium, to snap Pittsburgh's three-game winning streak against New England. The Patriots won that one when Steve Grogan hit Stephen Starring with a 76-yard touchdown pass with only 3:59 to play. The game also featured linebacker Clayton Weishuhn's only pro TD: Steve Nelson intercepted a pass at the Steelers' 33 and returned it six yards before tossing it back to Weishuhn, who carried it the remaining 27 yards. New England was able to win despite being Pittsburgh's 448-296 edge in total yards. The Patriots' only other victory came 9-26-76, also at Three Rivers. Steve Grogan threw second-half TD passes to Russ Francis (38 yards) and Darryl Stingley (58 yards), then ran six yards for a score to help New England rebound from a 20-9 deficit and win, 30-27. Francis caught six passes for 139 yards in that one, while John Smith kicked three field goals. Pittsburgh victories followed in the next three games, including overtime decisions in 1979 (at Foxboro) and 1981 (at Three Rivers), making the Steelers and Miami the only teams to beat the Patriots in OT more than once. The first meeting of the teams came 10-22-72 at Pittsburgh and resulted in a 33-3 Steeler victory sparked by four Roy Gerela field goals. The Steelers also won on their first trip to Foxboro, dropping New England 21-17 on 12-8-74.

## SAN FRANCISCO

### DEC. 14—AT FOXBORO

**NFC WEST:** 10-6-0 (2nd Place)

**Head Coach:** Bill Walsh (8th Year, 59-46; 7-2 post-season)

**PR:** Jerry Walker (Rodney Knox)

**Phone:** (415) 365-3420

**Series Notes: 49ERS LEAD THE SERIES, 3-1:** San Francisco comes into the season with two consecutive wins over the Patriots, the last a 33-13 triumph at Foxboro 10-2-83. New England grabbed a 6-0 lead on Steve Grogan's 30-yard touchdown pass to Derrick Ramsey (John Smith's PAT was blocked), but the 49ers scored the next 30 points. Joe Montana threw for 228 yards and two TDs while Ray Wersching kicked four field goals for San Francisco, which held the ball for 36:49 compared to the Patriots' 23:11. The 49ers also had 426 total yards to New England's 295 and a 29-14 edge in first downs. The Patriots' only win came at Foxboro 10-26-75, when Steve Grogan tossed a pair of TD passes to lead a 24-16 victory. New England built a 17-0 lead by halftime on a John Smith field goal, Sam Cunningham's 11-yard TD run and an 11-yard pass from Grogan to Andy Johnson. A Grogan-to-Randy Vataha TD of seven yards early in the fourth quarter cemented the victory. The series began at Candlestick Park 10-31-71, when San Francisco registered a 27-10 victory. The 49ers won the only other meeting at Candlestick (11-30-80), riding three Montana TD passes to a 21-17 decision. Mosi Tatupu scored both New England touchdowns (on runs of two yards and one yard) in the second half. The Patriots twice drove to San Francisco's 20 in the closing minutes, but both drives were halted by interceptions.

## SEATTLE

### SEPT. 21—AT FOXBORO

**AFC WEST:** 8-8-0 (Tied, 3rd Place)

**Head Coach:** Chuck Knox (4th Year, 29-19; 3-2 post-season)

(5 Years, Buffalo, 37-36; 1-2 post-season)

(5 Years, L.A. Rams, 54-15-1; 3-5 post-season)

**PR:** Gary Wright (Dave Neubert)

**Phone:** (206) 827-9777

**Series Notes: PATRIOTS LEAD SERIES, 5-1:** The teams are playing each other for the fifth consecutive season. The Patriots have defeated the Seahawks twice in a row and three times in the last four years. New England is 3-0 against Seattle at Foxboro, 2-1 at the Kingdome. The last two meetings have been the most exciting. Last season (11-17) at Seattle, the Seahawks appeared headed for a go-ahead score late in the fourth quarter, until Fred Marion intercepted a pass deflected by Larry McGrew and returned it 83 yards to Seattle's 15-yard line. Two plays later, Steve Grogan hit Irving Fryar with a 13-yard touchdown pass with 2:39 left to give New England a 20-13 victory. Fryar also ran for an eight-yard TD in the game, and Grogan hit Craig James with a scoring pass early in the fourth quarter. On 9-16-84 at Foxboro, Seattle was the victim of the greatest comeback in New England's history. The Seahawks had a 23-0 lead midway through the second quarter, but Tony Eason then replaced Steve Grogan and led the Patriots to 38 consecutive points and a victory. Eason threw two TD passes and ran 25 yards for a score to highlight the comeback. Seattle's only victory over New England was a 24-6 decision at the Kingdome on the final day of the 1983 season (12-18). New England has shut the Seahawks out twice—The Patriots blanked Seattle, 31-0, in the Seahawks first visit to Foxboro 10-9-77, and earned a 16-0 decision in the Kingdome 12-19-82.



# ALL-TIME SERIES STANDINGS

(Includes Regular Season and Playoff Games)

Team	W	L	T	Pct.	PF	PA
Altanta	2	2	0	.500	71	91
Buffalo	28	23	1	.548	1071	1034
Chicago	2	3	0	.400	70	109
Cincinnati	6	3	0	.667	166	185
Cleveland	2	6	0	.250	126	175
Dallas	0	5	0	.000	100	150
Denver	12	11	0	.522	527	513
Detroit	2	2	0	.500	64	87
Green Bay	2	1	0	.667	73	71
Houston	14	13	1	.519	681	588
Indianapolis	16	15	0	.516	736	629
Kansas City	7	11	3	.425	381	514
Los Angeles Raiders	12	12	1	.500	538	635
Los Angeles Rams	2	1	0	.667	55	38
Miami	15	25	0	.375	779	962
Minnesota	2	1	0	.667	58	72
New Orleans	4	0	0	1.000	89	43
New York Giants	1	1	0	.500	28	36
New York Jets	22	29	1	.432	1196	1177
Philadelphia	2	3	0	.400	81	84
Pittsburgh	2	5	0	.286	126	184
St. Louis	1	4	0	.200	63	121
San Diego	13	12	2	.520	595	567
San Francisco	1	3	0	.250	64	97
Seattle	5	1	0	.833	148	91
Tampa Bay	2	0	0	1.000	63	28
Washington	1	3	0	.250	70	89
<b>PATRIOTS TOTALS</b>	<b>179</b>	<b>196</b>	<b>9</b>	<b>.478</b>	<b>7932</b>	<b>8228</b>

# REGULAR SEASON RESULTS

**1960 (Fourth in AFL-East, 5-9-0) Head Coach: Lou Saban**

Date	Score	Opponent	Margin	Result	Record	Attendance
9/ 9	10-13	Denver	- 3	L	0-1	21,597
9/16	28-24	at New York	+ 4	W	1-1	19,220
9/23	0-13	Buffalo	-13	L	1-2	20,732
10/ 8	35- 0	at Los Angeles	+35	W	2-2	18,226
10/16	14-27	Oakland (at S.F.)	-13	L	2-3	11,500
10/23	24-31	at Denver	- 7	L	2-4	12,683
10/28	16-45	Los Angeles	-29	L	2-5	13,988
11/ 4	34-28	Oakland	+ 6	W	3-5	8,446
11/11	38-21	New York	+27	W	4-5	11,653
11/18	42-14	Dallas	+28	W	5-5	14,721
11/25	10-24	Houston	-14	L	5-6	27,123
12/ 4	14-38	at Buffalo	-24	L	5-7	14,335
12/11	0-34	at Dallas	-34	L	5-8	12,000
12/18	21-37	at Houston	-16	L	5-9	22,352
<b>Total</b>	<b>286-349</b>					<b>228,576</b>

NOTE: All home games played at Boston University Field.

**1961 (Second in AFL-East, 9-4-1) Head Coach: Lou Saban (2-3-0), Mike Holovak (7-1-1)**

Date	Score	Opponent	Margin	Result	Record	Attendance
9/ 9	20-21	New York	- 1	L	0-1	16,683
9/16	45-17	Denver	+28	W	1-1	14,479
9/23	23-21	at Buffalo	+ 2	W	2-1	21,504
10/ 1	30-37	at New York	- 7	L	2-2	15,189
10/ 7	27-38	San Diego	-11	L	2-3	17,748
10/13	31-31	Houston	0	T	2-3-1	15,070
10/22*	52-21	Buffalo	+31	W	3-3-1	9,398
10/29	18-17	at Dallas	+ 1	W	4-3-1	20,500
11/ 3	28-21	Dallas	+ 6	W	5-3-1	25,063
11/12	15-27	at Houston	-12	L	5-4-1	35,649
11/17	20-17	Oakland	+ 3	W	6-4-1	17,169
12/ 3	28-24	at Denver	+ 4	W	7-4-1	9,303
12/ 9	35-21	Oakland (at S.F.)	+14	W	8-4-1	6,500
12/17	41- 0	at San Diego	+41	W	9-4-1	21,339
<b>Total</b>	<b>413-313</b>					<b>245,594</b>

\* Hurricane threat postponed this originally scheduled night game from October 20.

NOTE: All home games played at Boston University Field.

**1962 (Second in AFL-East, 9-4-1) Head Coach: Mike Holovak**

Date	Score	Opponent	Margin	Result	Record	Attendance
9/ 8	28-42	at Dallas	- 14	L	0-1	32,000
9/16	34-21	Houston	+ 13	W	1-1	32,276
9/21	41-16	Denver	+ 25	W	2-1	21,038
10/ 6	43-14	at New York	+ 29	W	3-1	14,412
10/12	7-27	Dallas	- 20	L	3-2	23,874
10/19	24-20	San Diego	+ 4	W	4-2	20,888
10/26	26-16	Oakland	+ 10	W	5-2	12,514
11/ 3	28-28	at Buffalo	0	T	5-2-1	33,247
11/11	33-29	at Denver	+ 4	W	6-2-1	28,187
11/18	17-21	at Houston	- 4	L	6-3-1	35,250
11/23	21-10	Buffalo	+ 11	W	7-3-1	20,021
11/30	24-17	New York	+ 7	W	8-3-1	20,015
12/ 9	20-14	at San Diego	+ 6	W	9-3-1	19,887
12/16	0-20	at Oakland	- 20	L	9-4-1	8,000

Total 346-295 321,609

NOTE: all home games played at Boston University Field with exception of 9/16 game vs Houston which was played at Harvard Stadium.

**1963 (First in AFL-East, 7-6-1) Head Coach: Mike Holovak**

Date	Score	Opponent	Margin	Result	Record	Attendance
9/ 8	38-14	New York	+ 24	W	1-0	24,120
9/14	13-17	at San Diego	- 4	L	1-1	26,097
9/22	20-14	at Oakland	+ 6	W	2-1	17,131
9/29	10-14	at Denver	- 4	L	2-2	18,636
10/ 5	24-31	at New York	- 7	L	2-3	16,769
10/11	20-14	Oakland	+ 6	W	3-3	26,494
10/18	40-21	Denver	+ 19	W	4-3	25,418
10/26	21-28	at Buffalo	- 7	L	4-4	29,243
11/ 1	45- 3	Houston	+ 42	W	5-4	31,185
11/10	6- 7	San Diego	- 1	L	5-5	28,402
11/17	24-24	Kansas City	0	T	5-5-1	17,270
12/ 1	17- 7	Buffalo	+ 10	W	6-5-1	16,981
12/ 8	46-28	at Houston	+ 18	W	7-5-1	23,462
12/14	3-35	at Kansas City	- 32	L	7-6-1	12,598

Total 327-257 313,806

**EASTERN DIVISION CHAMPIONSHIP**

12/28 26-8 at Buffalo + 18 W 33,044

**AFL CHAMPIONSHIP**

1/ 5 10-51 at San Diego - 41 L 31,270

Grand

Total 363-316 378,120

NOTE: All home games played at Fenway Park with exception of 9/8 vs New York which was played at Boston College Alumni Stadium.

**1964 (Second AFL-East, 10-3-1) Head Coach: Mike Holovak**

Date	Score	Opponent	Margin	Result	Record	Attendance
9/13	17-14	at Oakland	+ 3	W	1-0	21,126
9/20	33-28	at San Diego	+ 5	W	2-0	20,568
9/27	26-10	New York	+ 16	W	3-0	22,716
10/ 4	39-10	at Denver	+ 29	W	4-0	15,485
10/ 9	17-26	San Diego	- 9	L	4-1	35,006
10/16	43-43	Oakland	0	T	4-1-1	23,279
10/23	24- 7	Kansas City	+ 17	W	5-1-1	27,400
10/31	14-35	at New York	- 21	L	5-2-1	45,033
11/ 6	25-24	Houston	+ 1	W	6-2-1	28,161
11/15	36-28	at Buffalo	+ 8	W	7-2-1	42,308
11/20	12- 7	Denver	+ 5	W	8-2-1	24,979
11/29	34-17	at Houston	+ 17	W	9-2-1	17,560
12/ 6	31-24	at Kansas City	+ 7	W	10-2-1	13,166
12/20	14-24	Buffalo	- 10	L	10-3-1	38,021

Total 365-297 374-898

NOTE: All home games played at Fenway Park with exception of 9/27 vs. New York which was played at Boston College Alumni Stadium.

**1965 (Third in AFL-East, 4-8-2), Head Coach: Mike Holovak**

Date	Score	Opponent	Margin	Result	Record	Attendance
9/11	7-24	at Buffalo	- 17	L	0-1	45,502
9/19	10-31	at Houston	- 21	L	0-2	32,445
9/24	10-27	Denver	- 17	L	0-3	26,782
10/ 3	17-27	at Kansas City	- 10	L	0-4	26,773
10/ 8	10-24	Oakland	- 14	L	0-5	24,824
10/17	13-13	San Diego	0	T	0-5-1	20,924
10/24	21-30	at Oakland	- 9	L	0-6-1	20,858
10/31	22- 6	at San Diego	+ 16	W	1-6-1	33,366
11/ 7	7-23	Buffalo	- 16	L	1-7-1	24,415
11/14	20-30	New York	- 10	L	1-8-1	18,589
11/21	10-10	Kansas City	0	T	1-8-2	13,056
11/28	27-23	at New York	+ 4	W	2-8-2	59,334
12/12	28-20	at Denver	+ 8	W	3-8-2	27,207
12/18	42-14	Houston	+ 28	W	4-8-2	14,508

Total 244-302 388,583

NOTE: All home games played at Fenway Park.

**1966 (Second in AFL-East, 8-4-2) Head Coach: Mike Holovak**

Date	Score	Opponent	Margin	Result	Record	Attendance
9/10	0-24	at San Diego	-24	L	0-1	29,539
9/18	24-10	at Denver	+14	W	1-1	25,337
9/25	24-43	Kansas City	-19	L	1-2	22,641
10/ 2	24-24	New York	0	T	1-2-1	27,255
10/ 8	20-10	at Buffalo	+10	W	2-2-1	45,542
10/23	35-17	San Diego	+18	W	3-2-1	32,371
10/30	24-21	Oakland	+3	W	4-2-1	26,941
11/ 6	10-17	Denver	-7	L	4-3-1	18,154
11/13	27-21	Houston	+6	W	5-3-1	23,426
11/20	27-27	at Kansas City	0	T	5-3-1	41,475
11/27	20-14	at Miami	+6	W	6-3-2	22,754
12/ 4	14- 3	Buffalo	+11	W	7-3-2	39,350
12/11	38-14	at Houston	+24	W	8-3-2	17,100
12/18	28-38	at New York	-10	L	8-4-2	58,921

Total 315-283

430,806

NOTE: All home games played at Fenway Park.

**1967 (Fifth in AFL-East, 3-10-1) Head Coach: Mike Holovak**

Date	Score	Opponent	Margin	Result	Record	Attendance
9/ 3	21-26	at Denver	-5	L	0-1	35,488
9/ 9	14-28	at San Diego	-14	L	0-2	39,337
9/17	7-35	at Oakland	-28	L	0-3	26,289
9/24	23- 0	at Buffalo	+23	W	1-3	45,748
10/ 8*	31-31	at San Diego	0	T	1-3-1	23,620
10/15	41-10	Miami	+31	W	2-3-1	23,955
10/22	14-48	Oakland	-34	L	2-4-1	25,057
10/29	23-30	at New York	-7	L	2-5-1	62,784
11/ 5	18- 7	Houston	+11	W	3-5-1	19,422
11/12	10-33	Kansas City	-23	L	3-6-1	23,010
11/19	24-29	New York	-5	L	3-7-1	26,790
11/26	6-27	at Houston	-21	L	3-8-1	28,044
12/ 9	16-44	Buffalo	-28	L	3-9-1	20,627
12/17	32-41	at Miami	-9	L	3-10-1	25,969

Total 280-389

426,140

\* Scheduled as home game, played at San Diego because of World Series at Fenway Park.

NOTE: All home games played in Fenway Park with exception of 10/15 vs. Miami which was played at Boston College Alumni Stadium.

**1968 (Fourth in AFL-East, 4-10-0) Head Coach: Mike Holovak**

Date	Score	Opponent	Margin	Result	Record	Attendance
9/ 8	16- 7	at Buffalo	+9	W	1-0	38,865
9/22*	31-47	New York	-16	L	1-1	29,192
9/29	20-17	at Denver	+3	W	2-1	37,024
10/ 6	10-41	at Oakland	-31	L	2-2	44,253
10/13	0-16	Houston	-16	L	2-3	32,502
10/20	23- 6	Buffalo	+17	W	3-3	21,082
10/27	14-48	at New York	-34	L	3-4	62,351
11/ 3	14-35	Denver	-21	L	3-5	18,304
11/10	17-27	San Diego	-10	L	3-6	19,278
11/17	17-31	at Kansas City	-14	L	3-7	48,271
11/24	10-34	Miami	-24	L	3-8	18,305
12/ 1	33-14	Cincinnati	+19	W	4-8	17,796
12/ 8	7-38	at Miami	-31	L	4-9	24,242
12/15	17-45	at Houston	-28	L	4-10	34,198

Total 229-406

445,663

\* Scheduled as home game, played in Birmingham, Alabama, because of conflict with major league baseball.

NOTE: All home games played at Fenway Park.

**1969 (Tied for third in AFL-East, 4-10-0) Head Coach: Clive Rush**

Date	Score	Opponent	Margin	Result	Record	Attendance
9/14	7-35	at Denver	-28	L	0-1	43,679
9/21	0-31	Kansas City	-31	L	0-2	22,002
9/28	23-38	Oakland	-15	L	0-3	19,069
10/ 5	14-23	New York	-9	L	0-4	25,584
10/11	16-23	at Buffalo	-7	L	0-5	46,201
10/19	10-13	San Diego	-3	L	0-6	18,346
10/26	17-23	at New York	-6	L	0-7	62,298
11/ 2	24- 0	Houston	+24	W	1-7	19,006
11/ 9	16-17	Miami	-1	L	1-8	19,821
11/16	25-14	at Cincinnati	+11	W	2-8	27,927
11/23	35-21	Buffalo	+14	W	3-8	25,584
11/30	38-23	Miami (at Tampa)	+15	W	4-8	32,121
12/ 7	18-28	at San Diego	-10	L	4-9	33,146
12/14	23-27	at Houston	-4	L	4-10	39,215

Total 266-316

433,999

NOTE: All home games played at Boston College Alumni Stadium.

<b>1970 (Fifth in AFC-East, 2-12-0) Head Coach: Clive Rush (1-6-0), John Mazur (1-6-0)</b>						
Date	Score	Opponent	Margin	Result	Record	Attendance
9/20	27-14	Miami	+ 13	W	1- 0	32,607
9/27	21-31	New York Jets	- 10	L	1- 1	36,040
10/ 4	6-14	Baltimore	- 8	L	1- 2	38,235
10/11	10-23	at Kansas City	-13	L	1- 3	50,698
10/18	0-16	New York Giants	-16	L	1- 4	39,091
10/25	3-27	at Baltimore	-24	L	1- 5	60,240
11/ 1	10-45	Buffalo	-35	L	1- 6	31,148
11/ 8	0-31	at St. Louis	-31	L	1- 7	46,466
11/15	14-16	San Diego	- 2	L	1- 8	30,597
11/22	3-17	at New York Jets	-14	L	1- 9	61,822
11/29	14-10	at Buffalo	+ 4	W	2- 9	31,427
12/ 6	20-37	at Miami	-17	L	2-10	51,032
12/13	14-35	Minnesota	-21	L	2-11	37,819
12/20	7-45	at Cincinnati	-38	L	2-12	60,157
Total	149-361					697,379

NOTE: All home games played at Harvard Stadium.

<b>1971 (Third in AFC-East, 6-8-0) Head Coach: John Mazur</b>						
Date	Score	Opponent	Margin	Result	Record	Attendance
9/19	20- 6	Oakland	+ 14	W	1-0	55,405
9/26	7-34	Detroit	-27	L	1-1	61,057
10/ 3	3-23	Baltimore	-20	L	1-2	61,232
10/10	20- 0	New York Jets	+20	W	2-2	61,357
10/17	3-41	at Miami	-38	L	2-3	58,822
10/24	21-44	at Dallas	-23	L	2-4	65,708
10/31	10-27	at San Francisco	-17	L	2-5	45,092
11/ 7	28-20	Houston	+ 8	W	3-5	53,155
11/14	38-33	Buffalo	+ 5	W	4-5	57,446
11/21	7-27	at Cleveland	-20	L	4-6	65,238
11/28	20-27	at Buffalo	- 7	L	4-7	27,166
12/ 5	34-13	Miami	+21	W	5-7	61,457
12/12	6-13	at New York Jets	- 7	L	5-8	63,175
12/19	21-17	at Baltimore	+ 4	W	6-8	57,942
Total	238-325					794,252

NOTE: All home games played at Schaefer Stadium.

<b>1972 (Fifth in AFC-East, 3-11-0) Head Coach: John Mazur (2-7-0), Phil Bengston (1-4-0)</b>						
Date	Score	Opponent	Margin	Result	Record	Attendance
9/17	7-31	Cincinnati	-24	L	0- 1	60,999
9/24	21-20	Atlanta	+ 1	W	1- 1	60,999
10/ 1	24-23	Washington	+ 1	W	2- 1	60,999
10/ 8	14-38	at Buffalo	-24	L	2- 2	41,749
10/15	13-41	New York Jets	-28	L	2- 3	60,999
10/22	3-33	at Pittsburgh	-30	L	2- 4	46,081
10/29	10-24	at New York Jets	-14	L	2- 5	62,867
11/ 6	17-24	Baltimore	- 7	L	2- 6	60,999
11/12	0-52	at Miami	-52	L	2- 7	80,010
11/19	24-27	Buffalo	- 4	L	2- 8	60,999
11/26	0-31	at Baltimore	-31	L	2- 9	54,907
12/ 3	21-37	Miami	-16	L	2-10	60,999
12/10	17-10	at New Orleans	+ 7	W	3-10	64,889
12/17	21-45	at Denver	-24	L	3-11	51,656
Total	192-446					829,152

<b>1973 (Third in AFC-East, 5-9-0), Head Coach: Chuck Fairbanks</b>						
Date	Score	Opponent	Margin	Result	Record	Attendance
9/16	13-31	Buffalo	-18	L	0-1	56,114
9/23	7-10	Kansas City	- 3	L	0-2	57,918
9/30	23-44	at Miami	-21	L	0-3	80,047
10/ 7	24-16	Baltimore	+ 8	W	1-3	57,044
10/14	7- 9	New York Jets	- 2	L	1-4	58,659
10/21	13-10	at Chicago	+ 3	W	2-4	55,701
10/28	14-30	Miami	-16	L	2-5	61,279
11/ 4	23-24	at Philadelphia	- 1	L	2-6	65,070
11/11	13-33	at New York Jets	-20	L	2-7	60,737
11/18	33-24	Green Bay	+ 9	W	3-7	61,279
11/25	32- 0	at Houston	+32	W	4-7	27,344
12/ 2	30-14	San Diego	+16	W	5-7	58,150
12/ 9	13-37	at Buffalo	-24	L	5-8	75,841
12/16	13-18	at Baltimore	- 5	L	5-9	52,065
Total	258-300					827,248

**1974 (Tied for third in AFC-East, 7-7-0) Head Coach: Chuck Fairbanks**

Date	Score	Opponent	Margin	Result	Record	Attendance
9/15	34-24	Miami	+ 10	W	1-0	55,006
9/22	28-20	at New York Giants	+ 8	W	2-0	49,267
9/29	20-14	Los Angeles	+ 6	W	3-0	61,279
10/ 6	42- 3	Baltimore	+39	W	4-0	59,502
10/13	24- 0	at New York Jets	+24	W	5-0	61,400
10/20	28-30	at Buffalo	- 2	L	5-1	80,020
10/27	17-14	at Minnesota	+ 3	W	6-1	48,497
11/ 3	28-29	Buffalo	- 1	L	6-2	61,279
11/10	14-21	Cleveland	- 7	L	6-3	61,279
11/17	16-21	New York Jets	- 5	L	6-4	61,279
11/24	27-17	at Baltimore	+10	W	7-4	38,971
12/ 1	26-41	at Oakland	-15	L	7-5	54,020
12/ 8	17-21	Pittsburgh	- 4	L	7-6	61,279
12/15	27-34	at Miami	- 7	L	7-7	79,420
Total	348-289					832,498

**1975 (Fifth in AFC-East, 3-11-0) Head Coach: Chuck Fairbanks**

Date	Score	Opponent	Margin	Result	Record	Attendance
9/21	0- 7	Houston	- 7	L	0- 1	54,212
9/28	14-22	Miami	- 8	L	0- 2	61,279
10/ 5	7-36	at New York Jets	-29	L	0- 3	61,415
10/12	10-27	at Cincinnati	-17	L	0- 4	55,856
10/19	21-10	Baltimore	+11	W	1- 4	56,844
10/26	24-16	San Francisco	+ 8	W	2- 4	60,691
11/ 2	17-24	at St. Louis	- 7	L	2- 5	47,263
11/ 9	33-19	at San Diego	+14	W	3- 5	26,090
11/16	31-34	Dallas	- 3	L	3- 6	61,279
11/23	31-45	at Buffalo	-14	L	3- 7	69,207
12/ 1	7-20	at Miami	-13	L	3- 8	68,480
12/ 7	28-30	New York Jets	- 2	L	3- 9	57,539
12/14	14-34	Buffalo	-20	L	3-10	59,646
12/21	21-34	at Baltimore	-13	L	3-11	50,801
Total	258-358					790,602

**1976 (Tied for First in AFC-East, 11-3-0) Head Coach: Chuck Fairbanks**

Date	Score	Opponent	Margin	Result	Record	Attendance
9/12	13-27	Baltimore	-14	L	0-1	43,637
9/19	30-14	Miami	+16	W	1-1	46,227
9/26	30-27	at Pittsburgh	+ 3	W	2-1	50,350
10/ 3	48-17	Oakland	+31	W	3-1	61,279
10/10	10-30	at Detroit	-20	L	3-2	63,711
10/18	41- 7	New York Jets	+34	W	4-2	51,236
10/24	26-22	at Buffalo	+ 4	W	5-2	50,383
10/31	3-10	at Miami	- 7	L	5-3	57,984
11/ 7	20-10	Buffalo	+10	W	6-3	61,279
11/14	21-14	at Baltimore	+ 7	W	7-3	60,020
11/21	38-24	at New York Jets	+14	W	8-3	58,509
11/28	38-14	Denver	+24	W	9-3	61,279
12/ 5	27- 6	New Orleans	+21	W	10-3	54,057
12/12	31-14	at Tampa	+17	W	11-3	46,475
Total	376-236					820,463

**AFC PLAYOFF**

12/18	21-24	at Oakland	- 3	L		54,037
Grand Total	397-260					874,500

**1977 (Third in AFC-East, 9-5-0) Head Coach: Chuck Fairbanks**

Date	Score	Opponent	Margin	Result	Record	Attendance
9/18	21-17	Kansas City	+ 4	W	1-0	58,288
9/26	27-30	at Cleveland (OT)	- 3	L	1-1	77,910
10/ 2	27-30	at New York Jets	- 3	L	1-2	49,801
10/ 9	31- 0	Seattle	+31	W	2-2	54,363
10/16	24-20	at San Diego	+ 4	W	3-2	51,143
10/23	17- 3	Baltimore	+14	W	4-2	61,279
10/30	24-13	New York Jets	+11	W	5-2	61,279
11/ 6	14-24	Buffalo	-10	L	5-3	61,279
11/13	5-17	at Miami	-12	L	5-4	67,907
11/20	20- 7	at Buffalo	+13	W	6-4	31,157
11/27	14- 6	Philadelphia	+ 8	W	7-4	58,192
12/ 4	16-10	at Atlanta	+ 6	W	8-4	60,738
12/11	14-10	Miami	+ 4	W	9-4	61,279
12/18	24-30	at Baltimore	- 6	L	9-5	60,763
Total	278-217					815,378

**1978 (First in AFC-East, 11-5-0) Head Coach: Chuck Fairbanks (11-4-0), Ron Erhardt & Hank Bullough co-head coaches for final game at Miami**

Date	Score	Opponent	Margin	Result	Record	Attendance
9/ 3	14-16	Washington	- 2	L	0-1	55,063
9/10	16- 6	at St. Louis	+ 10	W	1-1	49,555
9/18	27-34	Baltimore	- 7	L	1-2	57,503
9/24	21-14	at Oakland	+ 7	W	2-2	53,500
10/ 1	28-23	San Diego	+ 5	W	3-2	61,297
10/ 8	24-14	Philadelphia	+ 10	W	4-2	61,297
10/15	10- 3	at Cincinnati	+ 7	W	5-2	56,257
10/22	33-24	Miami	+ 9	W	6-2	61,297
10/29	55-21	New York Jets	+34	W	7-2	61,297
11/ 5	14-10	at Buffalo	+ 4	W	8-2	46,101
11/12	23-26	Houston	- 3	L	8-3	61,297
11/19	19-17	at New York Jets	+ 2	W	9-3	60,372
11/26	35-14	at Baltimore	+21	W	10-3	49,404
12/ 3	10-17	at Dallas	- 7	L	10-4	65,045
12/10	26-24	Buffalo	+ 2	W	11-4	59,927
12/18	3-23	at Miami	-20	L	11-5	75,445
Total	358-286					934,657
<b>AFC PLAYOFF</b>						
12/31	14-31	Houston	- 17	L		61,297
Grand Total	372-317					995,954

**1979 (Second in AFC-East, 9-7-0) Head Coach: Ron Erhardt**

Date	Score	Opponent	Margin	Result	Record	Attendance
9/ 3	13-16	Pittsburgh (OT)	- 3	L	0-1	61,297
9/ 9	56- 3	NY Jets	+53	W	1-1	53,220
9/16	20-14	at Cincinnati	+ 6	W	2-1	46,581
9/23	27-21	San Diego	+ 6	W	3-1	61,297
10/ 1	14-27	at Green Bay	-13	L	3-2	56,212
10/ 7	24-17	Detroit	+ 7	W	4-2	61,297
10/14	27- 7	at Chicago	+20	W	5-2	57,979
10/21	28-13	Miami	+15	W	6-2	61,297
10/28	26-31	at Baltimore	- 5	L	6-3	47,042
11/ 4	26- 6	at Buffalo	+20	W	7-3	69,465
11/11	10-45	at Denver	-35	L	7-4	75,103
11/18	50-21	Baltimore	+29	W	8-4	61,297
11/25	13-16	Buffalo (OT)	- 3	L	8-5	61,297
11/29	24-39	at Miami	-15	L	8-6	75,037
12/ 9	26-27	at NY Jets	- 1	L	8-7	60,372
12/16	27-23	Minnesota	+ 4	W	9-7	57,985
Total	411-326					966,778

**1980 (Second in AFC-East, 10-6-0) Head Coach: Ron Erhardt**

Date	Score	Opponent	Margin	Result	Record	Attendance
9/ 7	34-17	Cleveland	+ 17	W	1-0	49,222
9/14	21-37	Atlanta	- 16	L	1-1	48,321
9/21	37-31	at Seattle	+ 6	W	2-1	61,035
9/29	23-14	Denver	+ 9	W	3-1	59,602
10/ 5	21-11	at New York Jets	+10	W	4-1	53,603
10/12	34- 0	Miami	+34	W	5-1	60,377
10/19	37-21	at Baltimore	+16	W	6-1	53,924
10/26	13-31	at Buffalo	-18	L	6-2	75,092
11/ 2	34-21	New York Jets	+13	W	7-2	60,834
11/10	34-38	at Houston	- 4	L	7-3	51,524
11/16	14-17	Los Angeles	- 3	L	7-4	60,609
11/23	47-21	Baltimore	+26	W	8-4	60,994
11/30	17-21	at San Francisco	- 4	L	8-5	45,254
12/ 8	13-16	at Miami (OT)	- 3	L	8-6	63,292
12/14	24- 2	Buffalo	+22	W	9-6	58,324
12/21	38-27	at New Orleans	+11	W	10-6	38,277
Total	441-325					900,284

**1981 (Fifth in AFC-East, 2-14-0) Head Coach: Ron Erhardt**

Date	Score	Opponent	Margin	Result	Record	Attendance
9/ 6	28-29	Baltimore	- 1	L	0- 1	49,572
9/13	3-13	at Philadelphia	-10	L	0- 2	71,089
9/21	21-35	Dallas	-14	L	0- 3	60,311
9/27	21-27	at Pittsburgh (OT)	- 6	L	0- 4	53,344
10/ 4	33-17	Kansas City	+16	W	1- 4	55,931
10/11	24-28	at New York Jets	- 4	L	1- 5	55,093
10/18	38-10	Houston	+28	W	2- 5	60,474
10/25	22-24	at Washington	- 2	L	2- 6	50,934
11/ 1	17-27	at Oakland	-10	L	2- 7	44,246
11/ 8	27-30	Miami (OT)	- 3	L	2- 8	60,436
11/15	6-17	New York Jets	-11	L	2- 9	45,342
11/22	17-20	at Buffalo	- 3	L	2-10	71,593
11/29	20-27	St. Louis	- 7	L	2-11	39,946
12/ 6	14-24	at Miami	-10	L	2-12	50,421
12/13	10-19	Buffalo	- 9	L	2-13	42,549
12/20	21-23	at Baltimore	- 2	L	2-14	17,073
Total	322-370					827,814



**1982 (Third in AFC-East, 5-4-0) Head Coach: Ron Meyer**

Date	Score	Opponent	Margin	Result	Record	Attendance
9/12	24-13	at Baltimore	+ 11	W	1-0	39,055
9/19	7-31	NY Jets	- 24	L	1-1	53,515
11/21	7-10	at Cleveland	- 3	L	1-2	47,281
11/28	29-21	Houston	+ 8	W	2-2	33,602
12/ 5	13-26	at Chicago	- 13	L	2-3	36,973
12/12	3- 0	Miami	+ 3	W	3-3	25,716
12/19	16- 0	at Seattle	+ 16	W	4-3	53,457
12/26	14-37	at Pittsburgh	- 23	L	4-4	50,515
1/2/83	30-19	Buffalo	+ 11	W	5-4	36,218

Total 143-157 376,332

**AFC PLAYOFF**

1-8-83 13-28 at Miami - 15 L 0-1 68,842

Grand Total 156-185 5-5 445,174

**1983 (Second in AFC-East, 8-8-0) Head Coach: Ron Meyer**

Date	Score	Opponent	Margin	Result	Record	Attendance
9/ 4	23-29	Baltimore (OT)	- 6	L	0-1	45,526
9/11	24-34	at Miami	- 10	L	0-2	59,343
9/18	23-13	NY Jets	+ 10	W	1-2	43,182
9/25	28-23	at Pittsburgh	+ 5	W	2-2	58,282
10/ 2	13-33	San Francisco	- 20	L	2-3	54,293
10/ 9	7-12	at Baltimore	- 5	L	2-4	35,618
10/16	37-21	San Diego	+ 16	W	3-4	59,016
10/23	31- 0	at Buffalo	+ 31	W	4-4	60,424
10/30	13-24	at Atlanta	- 11	L	4-5	47,546
11/ 6	21- 7	Buffalo	+ 14	W	5-5	42,604
11/13	17- 6	Miami	+ 11	W	6-5	60,771
11/20	0-30	Cleveland	- 30	L	6-6	40,987
11/27	3-26	at NY Jets	- 23	L	6-7	48,620
12/ 4	7- 0	New Orleans	+ 7	W	7-7	24,579
12/11	21- 7	at LA Rams	+ 14	W	8-7	46,503
12/18	6-24	at Seattle	- 18	L	8-8	59,688

Total 274-289 786,982

**1984 (Second in AFC-East, 9-7-0) Head Coach: Ron Meyer (5-3-0) Raymond Berry (4-4-0)**

Date	Score	Opponent	Margin	Result	Record	Attendance
9/ 2	21-17	at Buffalo	+ 4	W	1-0	48,528
9/ 9	7-28	at Miami	- 21	L	1-1	66,083
9/16	38-23	Seattle	+ 15	W	2-1	43,140
9/23	10-26	Washington	- 16	L	2-2	60,503
9/30	28-21	at NY Jets	+ 7	W	3-2	68,978
10/ 7	17-16	at Cleveland	+ 1	W	4-2	53,036
10/14	20-14	Cincinnati	+ 6	W	5-2	48,154
10/21	24-44	Miami	- 20	L	5-3	60,711
10/28	30-20	NY Jets	+ 10	W	6-3	60,513
11/ 4	19-26	at Denver	- 7	L	6-4	74,908
11/11	38-10	Buffalo	+ 28	W	7-4	43,313
11/18	50-17	at Indianapolis	+ 33	W	8-4	60,009
11/22	17-20	at Dallas	- 3	L	8-5	55,341
12/ 2	10-33	St. Louis	- 23	L	8-6	53,558
12/ 9	17-27	at Philadelphia	- 10	L	8-7	41,581
12/16	16-10	Indianapolis	+ 6	W	9-7	22,383

Total 362-352 860,739

**1985 (Tied for Second in AFC East, 11-5-0) Head Coach: Raymond Berry**

Date	Score	Opponent	Margin	Result	Record	Attendance
9/ 8	26-20	Green Bay	+ 6	W	1-0	49,488
9/15	7-20	at Chicago	- 13	L	1-1	60,533
9/22	17-14	at Buffalo	+ 3	W	2-1	40,334
9/29	20-35	LA Raiders	- 15	L	2-2	60,686
10/ 6	20-24	at Cleveland	- 4	L	2-3	62,139
10/13	14- 3	Buffalo	+ 11	W	3-3	40,462
10/20	20-13	NY Jets	+ 7	W	4-3	58,163
10/27	32-14	at Tampa Bay	+ 18	W	5-3	34,661
11/ 3	17-13	Miami	+ 4	W	6-3	58,811
11/10	34-15	Indianapolis	+ 19	W	7-3	54,176
11/17	20-13	at Seattle	+ 7	W	8-3	60,345
11/24	13-16	at NY Jets	- 3	L	8-4	74,100
12/ 1	38-31	at Indianapolis	+ 7	W	9-4	56,740
12/ 8	23- 6	Detroit	+ 17	W	10-4	59,078
12/16	27-30	at Miami	- 3	L	10-5	69,489
12/22	34-23	Cincinnati	+ 11	W	11-5	57,953

Total 362-290 897,158

**AFC PLAYOFF**

12/28 26-14 at NY Jets + 12 W 1-0 70,598

1/ 5 27-20 at LA Raiders + 7 W 2-0 88,936

1/12 31-14 at Miami + 17 W 3-0 74,978

**SUPER BOWL XX**

1/26 10-46 vs. Chicago (at Louisiana Superdome) - 36 L 3-1 73,818

Total 84-94 308,330

Grand Total 446-384 1,205,488

# SERIES RESULTS

(Includes playoff games)

## PATRIOTS 2, ATLANTA 2 Margin

1972—at NE 21, Atlanta 20 +1  
 1977—NE 16, at Atlanta 10 +6  
 1980—Atlanta 37, at NE 21 -16  
 1983—at Atlanta 24, NE 13 -11  
 (Points—Atlanta 91, Patriots 71)

## PATRIOTS 28, BUFFALO 23, (1 tie)

1960—Buffalo 13, at NE 0 -13  
 at Buffalo 38, NE 14 -24  
 1961—NE 23, at Buffalo 21 +2  
 at NE 52, Buffalo 21 +31  
 1962—at Buffalo 28, NE 28 tie  
 at NE 21, Buffalo 10 +21  
 1963—at Buffalo 28, NE 21 -7  
 at NE 17, Buffalo 7 +10  
 \*NE 26, at Buffalo 8 +18  
 1964—NE 36, at Buffalo 28 +8  
 Buffalo 24, at NE 14 -10  
 1965—at Buffalo 24, NE 7 -17  
 Buffalo 23, at NE 7 -16  
 1966—NE 20, at Buffalo 10 +10  
 at NE 14, Buffalo 3 +11  
 1967—NE 23, at Buffalo 0 +23  
 Buffalo 44, at NE 16 +28  
 1968—NE 16, at Buffalo 7 +9  
 at NE 23, Buffalo 6 +17  
 1969—at Buffalo 23, NE 16 -7  
 at NE 35, Buffalo 21 +14  
 1970—Buffalo 45, at NE 10 -35  
 NE 14, at Buffalo 10 +4  
 1971—at NE 38, Buffalo 33 +5  
 at Buffalo 27, NE 20 -7  
 1972—at Buffalo 38, NE 14 -24  
 Buffalo 27, at NE 24 -3  
 1973—Buffalo 31, at NE 13 -18  
 at Buffalo 37, NE 13 -24  
 1974—at Buffalo 30, NE 28 -2  
 Buffalo 29, at NE 28 -1  
 1975—at Buffalo 45, NE 31 -14  
 Buffalo 34, at NE 14 -20  
 1976—NE 26, at Buffalo 22 +4  
 at NE 20, Buffalo 10 +10  
 1977—Buffalo 24, at NE 14 -10  
 NE 20, at Buffalo 7 +13  
 1978—NE 14, at Buffalo 10 +4  
 at NE 26, Buffalo 24 +2  
 1979—NE 26, at Buffalo 6 +20  
 Buffalo 16, at NE 13, (OT) -3  
 1980—at Buffalo 31, NE 13 -18  
 at NE 24, Buffalo 2 +22  
 1981—at Buffalo, 20, NE 17 -3  
 Buffalo 19, at NE 10 -9  
 1982—at NE 30, Buffalo 19 +11  
 (1-2-83)  
 1983—NE 31, at Buffalo 0 +31  
 at NE 21, Buffalo 7 +14  
 1984—NE 21, at Buffalo 17 +4  
 at NE 38, Buffalo 10 +28  
 NE 17, at Buffalo 14 +3  
 1985—at NE 14, Buffalo 3 +11  
 \*Divisional Playoff  
 (Points—Patriots 1,071, Buffalo 1,034)

## PATRIOTS 2, CHICAGO 3

1973—NE 13, at Chicago 10 +3  
 1979—NE 27, at Chicago 7 +20  
 1982—at Chicago 26, NE 13 -13  
 1985—at Chicago 20, NE 7 -13  
 —(at N.O.) Chicago 46, NE 10 -36  
 \*Super Bowl XX  
 (Points—Patriots 70, Chicago 109)

## PATRIOTS 6, CINCINNATI 3

1968—at NE 33, Cincinnati 14 +19  
 1969—NE 25, at Cincinnati 14 +11  
 1970—at Cincinnati 45, NE 7 -38  
 1972—Cincinnati 31, at NE 7 -24  
 1975—at Cincinnati 27, NE 10 -17  
 1978—NE 10, at Cincinnati 3 +7  
 1979—NE 20, at Cincinnati 14 +6  
 1984—at NE 20, Cincinnati 14 +6  
 1985—at NE 34, Cincinnati 23 +11  
 (Points—Cincinnati 185, Patriots 166)

## CLEVELAND 6, PATRIOTS 2

1971—at Cleveland 27, NE 7 -20  
 1974—Cleveland 21, at NE 14 -7  
 1977—at Cleveland 30, NE 27, (OT) -3  
 1980—at NE 34, Cleveland 17 +17  
 1982—at Cleveland 10, NE 7 -3  
 1983—Cleveland 30, at NE 0 -30  
 1984—NE 17, at Cleveland 16 +1  
 1985—at Cleveland 24, NE 20 -4  
 (Points—Cleveland 175, Patriots 126)

## DALLAS 5, PATRIOTS 0

1971—at Dallas 44, NE 21 -23  
 1975—Dallas 34, at NE 31 -3  
 1978—at Dallas 17, NE 10 -7  
 1981—Dallas 35, at NE 21 -14  
 1984—at Dallas 20, NE 17 -3  
 (Points—Dallas 150, Patriots 100)

## PATRIOTS 12, DENVER 11

1960—Denver 13, at NE 10 -3  
 at Denver 31, NE 24 -7  
 1961—at NE 45, Denver 17 +28  
 NE 28, at Denver 24 +4  
 1962—at NE 41, Denver 16 +25  
 NE 33, at Denver 29 +4  
 1963—at Denver 14, NE 10 -4  
 at NE 40, Denver 21 +19  
 1964—NE 39, at Denver 10 +29  
 at NE 12, Denver 7 +5  
 1965—Denver 27, at NE 10 -17  
 NE 28, at Denver 20 +8  
 1966—NE 24, at Denver 10 +14  
 Denver 17, at NE 10 -7  
 1967—at Denver 26, NE 21 -5  
 1968—NE 20, at Denver 17 +3  
 Denver 35, at NE 14 -21  
 1969—at Denver 35, NE 7 -28  
 1972—at Denver 45, NE 21 -24  
 1976—at NE 38, Denver 14 +24  
 1979—at Denver 45, NE 10 -35  
 1980—at NE 23, Denver 14 +9  
 1984—at Denver 26, NE 19 -7  
 (Points—Patriots 527, Denver 513)

## DETROIT 2, PATRIOTS 2

1971—Detroit 34, at NE 7 -27  
 1976—at Detroit 30, NE 10 -20  
 1979—at NE 24, Detroit 17 +7  
 1985—at NE 23, Detroit 6 +17  
 (Points—Detroit 87, Patriots 64)

## PATRIOTS 2, GREEN BAY 1

1973—at NE 33, Green Bay 24 +9  
 1979—at Green Bay 27, NE 14 -13  
 1985—at NE 26, Green Bay 20 +6  
 (Points—Green Bay 71, Patriots 73)

**PATRIOTS 14, HOUSTON 13, (1 tie)**

1960—Houston 24, at NE 10 -14  
 at Houston 37, NE 21 -16  
 1961—at NE 31, Houston 31 tie  
 at Houston 27, NE 15 -12  
 1962—at NE 34, Houston 21 +13  
 at Houston 21, NE 17 -4  
 1963—at NE 45, Houston 3 +42  
 NE 46, at Houston 28 +18  
 1964—at NE 25, Houston 24 +1  
 NE 34, at Houston 17 +17  
 1965—at Houston 31, NE 10 -21  
 at NE 42, Houston 14 +28  
 1966—at NE 27, Houston 21 +6  
 NE 38, at Houston 14 +24  
 1967—at NE 18, Houston 7 +11  
 at Houston 27, NE 6 -21  
 1968—Houston 16, at NE 0 -16  
 at Houston 45, NE 17 -28  
 1969—at NE 24, Houston 0 +24  
 at Houston 27, NE 23 -4  
 1971—at NE 28, Houston 20 +8  
 1973—NE 32, at Houston 0 +32  
 1975—Houston 7, at NE 0 -7  
 1978—Houston 26, at NE 23 -3  
 \*Houston 31, at NE 14 -17  
 1980—at Houston 38, NE 34 -4  
 1981—at NE 38, Houston 10 +28  
 1982—at NE 29, Houston 21 +8  
 \*AFC Divisional Playoff  
*(Points—Patriots 681, Houston 588)*

**INDIANAPOLIS 15, PATRIOTS 16**

1970—Baltimore 14, at NE 6 -8  
 at Baltimore 27, NE 3 -24  
 1971—Baltimore 23, at NE 3 -20  
 NE 21, at Baltimore 17 +4  
 1972—Baltimore 24, at NE 17 -7  
 at Baltimore 31, NE 0 -31  
 1973—at NE 24, Baltimore 16 +8  
 at Baltimore 18, NE 13 -5  
 1974—at NE 42, Baltimore 3 +39  
 NE 27, at Baltimore 17 +10  
 1975—at NE 21, Baltimore 10 +11  
 at Baltimore 34, NE 21 -13  
 1976—Baltimore 27, at NE 13 -14  
 NE 21, at Baltimore 14 +7  
 1977—at NE 17, Baltimore 3 +14  
 at Baltimore 30, NE 24 -6  
 1978—Baltimore 34, at NE 27 -7  
 NE 35, at Baltimore 14 +21  
 1979—at Baltimore 31, NE 26 -5  
 at NE 50, Baltimore 21 +29  
 1980—NE 37, at Baltimore 21 +16  
 at NE 47, Baltimore 21 +26  
 1981—Baltimore 29, at NE 28 -1  
 at Baltimore 23, NE 21 -2  
 1982—NE 24, at Baltimore 13 +11  
 1983—Baltimore 29, at NE 23 (OT) -6  
 at Baltimore 12, NE 7 -5  
 1984—NE 50, at Indianapolis 17 +33  
 at NE 16, Indianapolis 10 +6  
 1985—at NE 34, Indianapolis 15 +19  
 NE 38, at Indianapolis 31 +7  
*(Points—Patriots 736, Colts 629)*

**KANSAS CITY 11, PATS 7 (3 ties)**

1960—at NE 42, Kansas City 14 +28  
 at Kansas City 34, NE 0 -34  
 1961—NE 18, at Kansas City 17 +1  
 at NE 28, Kansas City 21 +7  
 1962—at Kansas City 42, NE 28 -14  
 Kansas City 27, at NE 7 -20  
 1963—at NE 24, Kansas City 24 tie  
 at Kansas City 35, NE 3 -32  
 1964—at NE 24, Kansas City 7 +17  
 NE 31, at Kansas City 24 +7  
 1965—at Kansas City 27, NE 17 -10  
 at NE 10, Kansas City 10 tie  
 1966—Kansas City 43, at NE 24 -19  
 NE 27, at Kansas City 27 tie  
 1967—Kansas City 33, at NE 10 -23  
 1968—at Kansas City 31, NE 17 -14

1969—Kansas City 31, at NE 0 -31  
 1970—at Kansas City 23, NE 10 -13  
 1973—Kansas City 10, at NE 7 -3  
 1977—at NE 21, Kansas City 17 +4  
 1981—at NE 33, Kansas City 17 +16  
*(Points—Kansas City 514, Patriots 381)*

**PATS 12, LA RAIDERS 12 (1 tie)**

1960—At San Francisco 27, NE 14 -13  
 at NE 34, Oakland 28 +6  
 1961—at NE 20, Oakland 17 +3  
 NE 35, at San Francisco 21 +14  
 1962—at NE 26, Oakland 16 +10  
 at Oakland 20, NE 0 -20  
 1963—NE 20, at Oakland 14 +6  
 at NE 20, Oakland 14 +6  
 1964—NE 17, at Oakland 14 +3  
 at NE 43, Oakland 43 tie  
 1965—Oakland 24, at NE 10 -14  
 at Oakland 30, NE 21 -9  
 1966—at NE 24, Oakland 21 +3  
 1967—at Oakland 35, NE 7 -28  
 Oakland 48, at NE 14 -34  
 1968—at Oakland 41, NE 10 -31  
 1969—Oakland 38, at NE 23 -15  
 1971—at NE 20, Oakland 6 +14  
 1974—at Oakland 41, NE 26 -15  
 1976—at NE 48, Oakland 17 +31  
 \*at Oakland 24, NE 21 -3  
 1978—NE 21, at Oakland 14 +7  
 1981—at Oakland 27, NE 17 -10  
 1985—Los Angeles 35, at NE 20 -15  
 \*NE 27, at Los Angeles 20 +7  
 \*AFC Divisional Playoff  
*(Points—Raiders 635, Patriots 528)*

**PATRIOTS 2, LA RAMS 1**

1974—at NE 20, Los Angeles 14 +6  
 1980—Los Angeles 17, at NE 14 -3  
 1983—NE 21, at Los Angeles 7 +14  
*(Points—Patriots 55, Los Angeles 38)*

**MIAMI 25, PATRIOTS 15**

1966—NE 20, at Miami 14 +6  
 1967—at NE 41, Miami 10 +31  
 at Miami 41, NE 32 -9  
 1968—Miami 34, at NE 10 -24  
 at Miami 38, NE 7 -31  
 1969—Miami 17, at NE 16 -1  
 NE 38, Miami 23 (at Tampa) +15  
 1970—at NE 27, Miami 14 +13  
 at Miami 37, NE 20 -17  
 1971—at Miami 41, NE 3 -38  
 at NE 34, Miami 13 +21  
 1972—at Miami 52, NE 0 -52  
 Miami 37, at NE 21 -16  
 1973—at Miami 44, NE 23 -21  
 Miami 30, at NE 14 -16  
 1974—at NE 34, Miami 24 +10  
 at Miami 34, NE 27 -7  
 1975—Miami 22, at NE 14 -8  
 at Miami 20, NE 7 -13  
 1976—at NE 30, Miami 14 +16  
 at Miami 10, NE 3 -7  
 1977—at Miami 17, NE 5 -12  
 at NE 14, Miami 10 +4  
 1978—at NE 33, Miami 24 +9  
 at Miami 23, NE 3 -20  
 1979—at NE 28, Miami 13 +15  
 at Miami 39, NE 24 -15  
 1980—at NE 34, Miami 0 +34  
 at Miami 16, NE 13 (OT) -3  
 1981—Miami 30, at NE 27 (OT) -3  
 at Miami 24, NE 14 -10  
 1982—at NE 3, Miami 0 +3  
 \*at Miami 28, NE 13 -15  
 1983—at Miami 34, NE 24 -10  
 at NE 17, Miami 6 +11  
 1984—at Miami 28, NE 7 -21  
 Miami 44, at NE 24 -20

1985—at NE 17, Miami 13 +4  
 at Miami 30, NE 27 -3  
 \*\*NE 31, at Miami 14 +17  
 \*AFC First Round Playoff  
 \*\*AFC Championship  
*(Points—Miami 962, Patriots 779)*

## **PATRIOTS 2, MINNESOTA 1**

1970—Minnesota 35, at NE 14 -21  
 1974—NE 17, at Minnesota 14 +3  
 1979—at NE 27, Minnesota 23 +4  
*(Points—Minnesota 72, Patriots 58)*

## **PATRIOTS 4, NEW ORLEANS 0**

1972—NE 17, at New Orleans 10 +7  
 1976—at NE 27, New Orleans 6 +21  
 1980—NE 38, at New Orleans 27 +11  
 1983—at NE 7, New Orleans 0 +7  
*(Points—Patriots 89, New Orleans 43)*

## **PATS 1, NY GIANTS 1**

1970—Giants 16, at NE 0 -16  
 1974—NE 28, at NY Giants 20 +8  
*(Points—NY Giants 36, Patriots 28)*

## **NY JETS 29, PATS 22 (1 tie)**

1960—NE 28, at New York 24 +4  
 at NE 38, New York 21 +17  
 1961—New York 21, at NE 20 -1  
 at New York 37, NE 30 -7  
 1962—NE 43, at New York 14 +29  
 at NE 24, New York 17 +7  
 1963—at NE 38, New York 14 +24  
 at New York 31, NE 24 -7  
 1964—at NE 26, New York 10 +16  
 at New York 35, NE 14 -21  
 1965—New York 30, at NE 20 -10  
 NE 27, at New York 23 +4  
 1966—at NE 24, New York 24 tie  
 at New York 38, NE 28 -10  
 1967—at New York 30, NE 23 -7  
 New York 29, at NE 24 -5  
 1968—New York 47, NE 31 -16  
 (at Birmingham)  
 at New York 48, NE 14 -34  
 1969—New York 23, at NE 14 -9  
 at New York 23, NE 17 -6  
 1970—New York 31, at NE 21 -10  
 at New York 17, NE 3 -14  
 1971—at NE 20, New York 0 +20  
 at New York 13, NE 6 -7  
 1972—New York 41, at NE 13 -28  
 at New York 34, NE 10 -24  
 1973—New York 9, at NE 7 -2  
 at New York 33, NE 13 -20  
 1974—NE 24, at New York 0 +24  
 New York 21, at NE 16 -5  
 1975—at New York 36, NE 7 -29  
 New York 30, at NE 28 -2  
 1976—at NE 41, New York 7 +34  
 NE 38, at New York 24 +14  
 1977—at New York 30, NE 27 -3  
 at NE 24, New York 13 +11  
 1978—at NE 55, New York 21 +34  
 NE 19, at New York 17 +2  
 1979—at NE 56, New York 3 +53  
 at New York 27, NE 26 -1  
 1980—NE 21, at New York 11 +10  
 at NE 34, New York 21 +13  
 1981—at New York 28, NE 24 -4  
 New York 17, at NE 6 -11  
 1982—New York 31, at NE 7 -24  
 1983—at NE 23, New York 13 +10  
 at New York 26, NE 3 -23  
 1984—NE 28, at New York 21 +7  
 at NE 30, New York 20 +10  
 1985—at NE 20, New York 13 +7  
 at New York 16, NE 13 (OT) -3  
 \*NE 26, at New York 14 +12  
 \*AFC Wildcard Game  
*(Points—Patriots 1196, NY Jets 1177)*

## **PHILADELPHIA 3, PATRIOTS 2**

1973—at Philadelphia 24, NE 23 -1

1977—at NE 14, Philadelphia 6 +8  
 1978—at NE 24, Philadelphia 14 +10  
 1981—at Philadelphia 13, NE 3 -10  
 1984—at Philadelphia 27, NE 17 -10  
*(Points—Philadelphia 84, Patriots 81)*

## **PITTSBURGH 5, PATRIOTS 2**

1972—at Pittsburgh 33, NE 3 -30  
 1974—Pittsburgh 21, at NE 17 -4  
 1976—NE 30, at Pittsburgh 27 +3  
 1979—Pittsburgh 16, at NE 13 (OT) -3  
 1981—at Pittsburgh 27, NE 21 (OT) -6  
 1982—at Pittsburgh 37, NE 14 -23  
 1983—NE 28, at Pittsburgh 23 +5  
*(Points—Pittsburgh 184, Patriots 126)*

## **ST. LOUIS 4, PATRIOTS 1**

1970—at St. Louis 31, NE 0 -31  
 1975—at St. Louis 24, NE 17 -7  
 1978—NE 16, at St. Louis 6 +10  
 1981—St. Louis 27, at NE 20 -7  
 1984—St. Louis 33, at NE 10 -23  
*(Points—St. Louis 121, Patriots 63)*

## **PATRIOTS 13, SAN DIEGO 12 (2 ties)**

1960—NE 35, at Los Angeles 0 +35  
 Los Angeles 45, at NE 16 -29  
 1961—San Diego 38, at NE 27 -11  
 NE 41, at San Diego 0 +41  
 1962—at NE 24, San Diego 20 +4  
 NE 20, at San Diego 14 +6  
 1963—at San Diego 17, NE 13 -4  
 San Diego 7, at NE 6 -1  
 \*at San Diego 51, NE 10 -41  
 1964—NE 33, at San Diego 28 +5  
 San Diego 26, at NE 17 -9  
 1965—at NE 13, San Diego 13 tie  
 NE 22, at San Diego 6 +16  
 1966—at San Diego 24, NE 0 -24  
 at NE 35, San Diego 17 +18  
 1967—at San Diego 28, NE 14 -14  
 NE 31, at San Diego 31 tie  
 1968—San Diego 27, at NE 17 -10  
 1969—San Diego 13, at NE 10 -3  
 at San Diego 28, NE 18 -10  
 1970—San Diego 16, at NE 14 -2  
 1973—at NE 30, San Diego 14 +16  
 1975—NE 33, at San Diego 19 +14  
 1977—NE 24, at San Diego 20 +4  
 1978—at NE 28, San Diego 23 +5  
 1979—at NE 27, San Diego 21 +6  
 1983—at NE 37, San Diego 21 +16  
 \*AFL Championship Game  
*(Points—Patriots 595, San Diego 567)*

## **SAN FRANCISCO 3, PATRIOTS 1**

1971—at San Francisco 27, NE 10 -17  
 1975—at NE 24, San Francisco 16 +8  
 1980—at San Francisco 21, NE 17 -4  
 1983—San Francisco 33, at NE 13 -20  
*(Points—San Francisco 97, Pats 64)*

## **PATRIOTS 5, SEATTLE 1**

1977—at NE 31, Seattle 0 +31  
 1980—NE 37, at Seattle 31 +6  
 1982—NE 16, at Seattle 0 +16  
 1983—at Seattle 24, NE 6 -18  
 1984—at NE 38, Seattle 23 +15  
 1985—NE 20, at Seattle 13 +7  
*(Points—Patriots 148, Seattle 91)*

## **PATRIOTS 2, TAMPA BAY 0**

1976—NE 31, at Tampa Bay 14 +17  
 1985—NE 32, at Tampa Bay 14 +18  
*(Points—Patriots 63, Tampa Bay 28)*

## **WASHINGTON 3, PATRIOTS 1**

1972—at NE 24, Washington 23 +1  
 1978—Washington 16, at NE 14 -2  
 1981—at Washington 24, NE 22 -2  
 1984—Washington 26, at NE 10 -16  
*(Points—Washington 89, Patriots 70)*

## REGULAR SEASON MARGINS-VICTORIES/DEFEATS

### Largest Margins of Victory for Patriots (Regular Season)

(30 or more points — 14 games)  
(20 or more points — 39 games)

No.	Date	Opp.	Score	Margin
1.	9/9/79	NY Jets	56-3	53
2.	11/1/63	Houston	45-3	42
3.	12/17/61	at San Diego	41-0	41
4.	10/6/74	Baltimore	42-3	39
5.	10/8/60	at Los Angeles	35-0	35
6.	10/18/76	NY Jets	41-7	34
7.	10/29/78	NY Jets	55-21	34
8.	10/12/80	Miami	34-0	34
9.	11/18/84	at Indianapolis	50-17	33
10.	10/22/61	Buffalo	52-21	31
11.	10/15/67	Miami	41-10	31
12.	10/3/76	Oakland	48-17	31
13.	10/9/77	Seattle	31-0	31
14.	10/23/83	at Buffalo	31-0	31

### Largest Margins of Opponents' Victories (Regular Season)

(30 or more points — 17 games)  
(20 or more points — 53 games)

No.	Date	Opp.	Score	Margin
1.	11/12/72	at Miami	0-52	52
2.	12/20/70	at Cincinnati	7-45	38
3.	10/17/71	at Miami	3-41	38
4.	11/1/70	Buffalo	10-45	35
5.	11/11/79	at Denver	10-45	35
6.	12/11/60	at Dallas	0-34	34
7.	10/22/67	Oakland	14-48	34
8.	10/27/68	at NY Jets	14-48	34
9.	12/14/63	at Kansas City	3-35	32
10.	11/25/73	at Houston	0-32	32
11.	10/6/68	at Oakland	10-41	31
12.	12/8/68	at Miami	7-38	31
13.	9/21/69	Kansas City	0-31	31
14.	11/8/70	at St. Louis	0-31	31
15.	11/26/72	at Baltimore	0-31	31
16.	10/22/72	at Pittsburgh	3-30	30

## MOST POINTS SCORED-REGULAR SEASON

### Most Points By Patriots (Regular Season Games)

(30 or more points—77 times)  
(40 or more points—20 times)

Date	Opponent	Score	Pts.	Site
9/9/79	New York Jets	56-3	56	at Foxboro
10/29/78	New York Jets	55-21	55	at Foxboro
10/22/61	Buffalo	52-21	52	at BU
11/18/79	Baltimore	50-21	50	at Foxboro
11/18/84	Indianapolis	50-17	50	at Indianapolis
10/3/76	Oakland	48-17	48	at Foxboro
11/23/80	Baltimore	47-21	47	at Foxboro
12/8/63	Houston	46-28	46	at Houston
9/16/61	Denver	45-17	45	at BU
11/1/63	Houston	45-3	45	at Fenway Park
10/16/64	Oakland	43-43	43	at Fenway Park
10/6/62	New York	43-14	43	at New York
11/18/60	Dallas	42-14	42	at BU
12/18/65	Houston	42-14	42	at Fenway Park
10/6/74	Baltimore	42-3	42	at Foxboro
12/17/61	San Diego	41-0	41	at San Diego
9/12/62	Denver	41-16	41	at BU
10/15/67	Miami	41-10	41	at Boston Coll.
10/18/76	New York Jets	41-7	41	at Foxboro
10/18/63	Denver	40-21	40	at Fenway Park

## Most Points By Opponents (Regular Season Games)

(30 or more points—87 times)  
(40 or more points—22 times)

Date	Opponent	Score	Pts.	Site
11/12/72	Miami	0-52	52	at Denver
10/27/68	New York Jets	14-48	48	at New York
9/22/68	New York	31-47	47	at Fenway Park
10/28/60	Los Angeles	16-45	45	at BU
12/15/68	Houston	17-45	45	at Houston
11/1/70	Buffalo	10-45	45	at Harvard
12/17/72	Denver	21-45	45	at Denver
12/20/70	Cincinnati	7-45	45	at Cincinnati
11/23/75	Buffalo	31-45	45	at Buffalo
11/11/79	Denver	10-45	45	at Denver
10/24/71	Dallas	21-44	44	at Dallas
9/30/73	Miami	23-44	44	at Miami
10/14/84	Miami	24-44	44	at Foxboro
12/9/67	Buffalo	16-44	44	at Fenway Park
10/16/64	Oakland	43-43	43	at Boston Coll.
9/25/66	Kansas City	24-43	43	at Fenway Park
9/18/62	Dallas	28-42	42	at Dallas
12/17/67	Miami	32-41	41	at Miami
10/6/68	Oakland	10-41	41	at Oakland
10/17/71	Miami	3-41	41	at Miami
10/15/72	New York Jets	13-41	41	at Foxboro
12/1/74	Oakland	26-41	41	at Oakland

## HOME AND AWAY RECORDS

### Regular Season

YEAR	HOME	PCT.	AWAY	PCT.	TOTAL
1960	3-4-0	.428	2-5-0	.285	5-9-0
1961	4-2-1	.643	5-2-0	.714	9-4-1
1962	6-1-0	.857	3-3-1	.500	9-4-1
1963	5-1-1	.786	2-5-0	.285	7-6-1
1964	4-2-1	.643	6-1-0	.857	10-3-1
1965	1-4-2	.286	3-4-0	.429	4-8-2
1966	4-2-1	.643	4-2-1	.643	8-4-2
1967	2-4-1*	(one game at SD).357	1-6-0	.143	3-10-1
1968	2-5-0**	(one game at Birm.).285	2-5-0	.285	4-10-0
1969	2-5-0	.285	2-5-0	.285	4-10-0
1970	1-6-0	.143	1-6-0	.143	2-12-0
1971	5-2-0	.714	1-6-0	.143	6-8-0
1972	2-5-0	.285	1-6-0	.143	3-11-0
1973	3-4-0	.429	2-5-0	.285	5-9-0
1974	3-4-0	.429	4-3-0	.571	7-7-0
1975	2-5-0	.285	1-6-0	.143	3-11-0
1976	6-1-0	.857	5-2-0	.714	11-3-0
1977	6-1-0	.857	3-4-0	.429	9-5-0
1978	5-3-0	.625	6-2-0	.750	11-5-0
1979	6-2-0	.750	3-5-0	.375	9-7-0
1980	6-2-0	.750	4-4-0	.500	10-6-0
1981	2-6-0	.250	0-8-0	.000	2-14-0
1982	3-1-0	.750	2-3-0	.400	5-4-0
1983	5-3-0	.625	3-5-0	.375	8-8-0
1984	5-3-0	.625	4-1-0	.500	9-7-0
1985	7-1-0	.875	4-4-0	.500	11-5-0
Totals	100-79-7	.556	74-111-2	.401	174-190-9 (.479)

\* One game at San Diego, CA

\*\* One game at Birmingham, AL

## W/L RECORD AT HOME SITES

### Regular Season Only

YEAR	SITE	GP	W	L	T	PCT.
1971-85	Schaefer/Sullivan	109	66	43	0	.606
1963-68	Fenway Park	37	15	17	5	.473
1960-62	Boston University	20	12	7	1	.625
63,64,67,68	Boston College	10	5	5	0	.500
1962, 70	Harvard University	8	2	6	0	.250
1968	Birmingham	1	0	1	0	.000
1967	San Diego	1	0	0	1	.500
Totals		186	100	79	7	.556



# MONTH BY MONTH RECORDS-REGULAR SEASON

## Regular Season

Year	Sept.	Oct.	Nov.	Dec.	Jan.	Total
1960	1-2-0	1-3-0	3-1-0	0-3-0	—	5-9-0
1961	2-1-0	2-2-1	2-1-0	3-0-0	—	9-4-1
1962	2-1-0	3-1-0	3-1-1	1-1-0	—	9-4-1
1963	2-2-0	2-2-0	1-1-1	2-1-0	—	7-6-1
1964	3-0-0	2-2-1	4-0-0	1-1-0	—	10-3-1
1965	0-3-0	1-3-1	1-2-1	2-0-0	—	4-8-2
1966	1-2-0	3-0-1	2-1-1	2-1-0	—	8-4-2
1967	1-3-0	1-2-1	1-3-0	0-2-0	—	3-10-1
1968	2-1-0	1-3-0	0-4-0	1-2-0	—	4-10-0
1969	0-3-0	0-4-0	4-1-0	0-2-0	—	4-10-0
1970	1-1-0	0-4-0	1-4-0	0-3-0	—	2-12-0
1971	1-1-0	1-4-0	2-2-0	2-1-0	—	6-8-0
1972	1-1-0	1-4-0	0-4-0	1-2-0	—	3-11-0
1973	0-3-0	2-2-0	2-2-0	1-2-0	—	5-9-0
1974	3-0-0	3-1-0	1-3-0	0-3-0	—	7-7-0
1975	0-2-0	2-2-0	1-3-0	0-4-0	—	3-11-0
1976	2-1-0	3-2-0	4-0-0	2-0-0	—	11-3-0
1977	1-1-0	4-1-0	2-2-0	2-1-0	—	9-5-0
1978	2-2-0	5-0-0	3-1-0	1-2-0	—	11-5-0
1979	3-1-0	3-2-0	2-3-0	1-1-0	—	9-7-0
1980	3-1-0	3-1-0	2-3-0	2-1-0	—	10-6-0
1981	0-4-0	2-2-0	0-5-0	0-3-0	—	2-14-0
1982	1-1-0	—	1-1-0	2-2-0	1-0-0	5-4-0
1983	2-2-0	2-3-0	2-2-0	2-1-0	—	8-8-0
1984	3-2-0	3-1-0	2-2-0	1-2-0	—	9-7-0
1985	2-2-0	3-1-0	3-1-0	3-1-0	—	11-5-0
Totals	39-43-0	53-52-5	49-53-4	32-42-0	1-0-0	174-190-9

# LAST TIME IT HAPPENED

## (Regular Season Only)

### OVERTIME GAME:

N.Y. Jets 16, Patriots 13 at E. Rutherford, N.J., 11-24-85  
 Baltimore 29, Patriots 23 at Foxboro, 9-4-83  
 Miami 30, Patriots 27 at Foxboro, 11-8-81  
 Pittsburgh 27, Patriots 21 at Pittsburgh, 9-27-81

### SHUTOUT:

By Patriot: Patriots 7, New Orleans 0 at Foxboro, 12-4-83  
 Patriots 3, Buffalo 0 at Buffalo, 10-23-83  
 By Opponent: Cleveland 30, Patriots 0 at Foxboro, 11-20-83

### KICKOFF RETURN FOR TD:

By Patriot: Ricky Smith vs. NY Jets, 9-19-82 (98 yards)  
 By Opponent: Joe Washington, Baltimore, 9-18-78 (90 yards)

### PUNT RETURN FOR TD:

By Patriot: Irving Fryar vs. Indianapolis, 11-10-85 (77 yards)  
 Irving Fryar at Buffalo, 9-22-85 (85 yards)  
 By Opponent: Paul Johns, Seattle, 9-16-84 (47 yards)

### INTERCEPTION FOR TD:

By Patriot: Raymond Clayborn vs. Buffalo, 10-13-85 (27 yards)  
 By Opponent: Sam Seale, L.A. Raiders, 9-29-85 (38 yards)  
 Lester Hayes, L.A. Raiders, 9-29-85 (27 yards)

### FUMBLE RETURN FOR TD:

By Patriot: Cedric Jones at Miami, 12-16-85 (15 yards)  
 Andre Tippett vs. L.A. Raiders, 9-29-85 (25 yards)  
 By Opponent: Thomas Howard, St. Louis, 12-2-84 (29 yards)

### FUMBLE RECOVERY FOR TD:

By Patriot: Johnny Rember at Cleveland, 10-6-85  
 By Opponent: Lyle Alzado, L.A. Raiders, 9-29-85

### BLOCKED PUNT RETURN FOR TD:

By Patriot: Rick Sanford vs. Baltimore, 11-18-79 (8 yards)  
 By Opponent: Bob Naime at Denver, 11-11-79 (22 yards)

### FAKE FIELD GOAL ATTEMPT:

By Patriot: at Seattle, 11-17-85 (Franklin 5-yard loss on rush)  
 By Opponent: Houston at Foxboro, 11-12-78 (Pastorini pitch to Carpenter, 18-yard gain)

**100-YARD RUSHING GAME:**

By Patriot: Craig James vs. Cincinnati, 12-22-85 (142 yards, 25 attempts)

By Opponent: Curt Warner at Seattle, 11-17-85 (105 yards, 24 attempts)

**100-YARD RECEIVING GAME:**

By Patriot: Stanley Morgan vs. Cincinnati, 12-22-85 (121 yards, 4 receptions)

By Opponent: Eddie Brown, Cincinnati, 12-22-85 (129 yards, 5 receptions)

**300-YARD PASSING GAME:**

By Patriot: Tony Eason at Cleveland, 10-6-85 (304 yards)

By Opponent: Ken O'Brien, N.Y. Jets, 11-24-85 (311 yards)

(Note: Patriots passed for 347 yards vs. Buffalo, 10-13-85. Steve Grogan passed for 282 yards; Tony Eason passed for 65 yards).

**4 TDs PASSING:**

By Patriot: Tony Eason at Indianapolis, 11-18-84

By Opponent: Dan Marino, Miami, 10-21-84

**4 FGs GAME:**

By Patriot: Tony Franklin at Denver, 11-4-84

By Opponent: Mark Moseley, Washington, 9-23-84

## PLAYOFFS ONLY

**FUMBLE RETURN FOR TD:**

By Patriot: Johnny Rembert at New York Jets, 12-28-85 (15 yards)

By Opponent: None

**FUMBLE RECOVERY FOR TD:**

By Patriot: Jim Bowman at L.A. Raiders, 1-5-86

By Opponent: None

**100 YARD RUSHING GAME:**

By Patriot: Craig James at Miami, 1-12-86 (105 yards, 22 attempts)

Craig James at L.A. Raiders 1-5-86 (104 yards, 23 attempts)

By Opponent: Marcus Allen, L.A. Raiders, 1-5-86 (121 yards, 2 attempts)

**100 YARD RECEIVING GAME:**

By Patriot: Russ Francis vs. Houston, 12-31-78 (101 yards, 8 receptions)

By Opponent: Willie Gault, Chicago, Super Bowl XX, 1-26-86 (129 yards, 4 receptions)

**300 YARD PASSING GAME:**

By Patriot: Babe Parilli at Buffalo, 12-28-63 (300 yards)

By Opponent: None.

**4 FGs GAME:**

By Patriot: Tony Franklin at New York Jets, 12-28-85

(4 for 5)

### FOR THE RECORD...

The Patriots were 5-0 in games they led after one quarter in 1985 (4-0 home, 1-0 away) and were 8-1 in games they led at the half (5-1 home and 3-0 away) and were 8-1 in games they led after three quarters (5-0 home/3-1 away). Lifetime, the Patriots are 92-38-2 in games they have led after one quarter (54-13-2 home, 38-25-0 away). In games they have led at halftime, the Patriots are 121-33-4 (71-14-2 home, 50-19-2 away) and are 138-24-3 in games they have led after three (79-7-2 home, 59-17-1 away).

### FOR THE RECORD...

Over their 26 years, there have been 472 players on the Patriots' regular season roster, from 183 colleges (for 2.56 players per college). Boston College leads with 15 players, followed by Michigan State, Nebraska and Oklahoma with 10 players each and Miami (Fla.) with nine and Notre Dame, Purdue, UCLA and USC have had eight apiece.

### FOR THE RECORD...

In dome stadiums, the Patriots are 7-5 in regular season play (0-1 in playoffs, coming in last year's Super Bowl in New Orleans). In the regular season, the Patriots are 1-0 in New Orleans, 2-0 in Indianapolis, 0-1 in Detroit, 1-3 in Houston and 3-1 in Seattle).

# ATTENDANCE-REGULAR SEASON

Year	Home Games	Att.	Away Games	Att.	Total
1960	7	118,260	7	110,316	228,576
1961	7	115,610	7	129,984	245,594
1962	7	150,626	7	170,983	321,609
1963	7	169,870	7	143,936	313,806
1964	7	199,652	7	175,246	374,898
1965	7	143,098	7	245,485	388,583
1966	7	190,138	7	240,668	430,806
1967(a)	6	138,861	8	287,279	426,140
1968(a)	6	127,267	8	318,396	445,663
1969	7	149,412	7	284,587	433,999
1970	7	245,537	7	361,842	607,379
1971	7	411,109	7	383,143	794,252
1972	7	426,993	7	402,159	829,152
1973	7	410,443	7	416,805	827,248
1974	7	420,903	7	411,595	832,498
1975	7	411,490	7	379,112	790,602
1976	7	378,994	7	387,432	766,426
1977	7	415,959	7	399,419	815,378
1978	8	478,978	8	455,679	934,657
1979	8	478,987	8	502,492	981,479
1980	8	458,283	8	442,001	900,284
1981	8	414,741	8	413,073	827,814
1982	4	149,188	5	231,781	380,969
1983	8	370,958	8	416,024	786,982
1984	8	392,275	8	468,464	860,739
1985	8	438,817	8	458,341	897,158
Totals	184	7,806,449	189	8,636,242	16,442,691

## POST SEASON GAMES

1963	—	—	2	64,314	64,314
1976	—	—	1	54,037	54,037
1978	1	61,297	—	—	61,297
1982 (1-2-83)	—	—	1	68,842	68,842
1985	—	—	4	308,330	308,330
Totals	1	61,297	8	495,523	556,820
Grand Totals	185	7,867,746	197	9,131,765	16,999,511

(a) One home game rescheduled and played away from home.

## 1985 ATTENDANCE SUMMARY

	Dist.	Unused	Actual	Act.Avg.
Preseason Total (4)	172,138	19,513	152,625	38,156
Reg. Season Total (16)	950,868	53,710	897,158	56,072
Post Season Total (4)	316,268	7,578	308,690	77,173
All Games (24)	1,439,274	80,801	1,358,473	56,603
Home Reg. Season (8)	454,073	15,256	438,817	54,852
Home Preseason (1)	32,263	5,249	27,014	27,014
Away Preseason (3)	139,875	14,264	125,611	41,870
Away Reg. Season (8)	496,795	38,454	458,341	57,259
Home Total (9)	486,336	20,505	465,831	51,759
Away Total (15)	952,938	60,296	892,642	59,509
Away Post Season (4)	316,268	7,578	308,690	77,173
Home Post Season (0)	—	—	—	—

### FOR THE RECORD...

The Patriots were 10-3 on artificial turf in 1985 for a 76.9%—7-1 home and 3-2 away. On natural turf, the Patriots were 1-2 in 1985. In the last 11 years, the Patriots have been 71-37 on artificial turf (65.7%—51-23 for 68.9% at home and 20-14 for 59.0% away). On natural turf, the Patriots have a 14-27 record for a 34.1%.

## TICKETS/ATTENDANCE PER GAME

Opponent	Distributed	Actual	Unused
9-8 vs. Green Bay	50,471	49,488	983
9-15 at Chicago	65,790	60,533	5,257
9-22 at Buffalo	43,253	40,334	2,919
9-29 vs. LA Raiders	60,793	60,686	107
10-6 at Cleveland	63,787	62,139	1,648
10-13 vs. Buffalo	45,195	40,462	4,733
10-20 vs. NY Jets	61,000	58,163	2,837
10-27 at Tampa Bay	45,721	34,661	11,060
11-3 vs. Miami	61,000	58,811	2,189
11-10 vs. Colts	55,311	54,176	1,135
11-17 at Seattle	64,905	60,345	4,560
11-24 at NY Jets	76,891	74,100	2,791
12-1 at Colts	60,623	56,740	3,883
12-8 vs. Detroit	61,000	59,078	1,922
12-16 at Miami	75,825	69,489	6,336
12-22 vs. Bengals	59,303	57,953	1,350
12-28 at NY Jets*	76,891	70,958	5,933
1-5 at LA Raiders*	89,289	88,936	353
1-12 at Miami*	76,270	74,978	1,292
1-26 vs. Chicago*	73,818	73,818	0
Regular Season			
Total (16)	950,868	897,158	53,710
Total Avg.	59,429	56,072	3,357
at Home Total (8)	454,073	438,817	15,256
at Home Avg.	56,759	54,852	1,907
Away Total (8)	496,795	458,341	38,454
Away Avg.	62,099	57,293	4,807
Post Season			
Total (4)	316,268	308,690	7,578
Total Avg.	79,067	77,173	1,895
at Home Total (0)	-----	-----	-----
at Home Avg.	-----	-----	-----
Away Total (4)	316,268	308,690	7,578
Away Avg.	79,067	77,173	1,895
TOTALS (20)	1,267,136	1,205,848	61,288
Total Avg.	63,357	60,292	3,064

\*denotes playoff game

## 10 LARGEST CROWDS TO SEE THE PATRIOTS PLAY

Date	Crowd	Results
8-14-82*	93,251	Steelers 24, Patriots 20
1- 5-86**	88,936	LA Patriots 27, Raiders 20
9-30-73	80,047	Dolphins 44, Patriots 23
10-20-74	80,020	Bills 30, Patriots 28
11-12-72	80,010	Dolphins 52, Patriots 0
12-15-74	79,420	Dolphins 34, Patriots 27
9-26-77	77,910	Browns 30, Patriots 27 (OT)
12- 9-73	75,841	Bills 37, Patriots 13
12-18-78	75,445	Dolphins 23, Patriots 3
11-11-79	75,103	Broncos 45, Patriots 10

\*Preseason game

\*\*AFC Playoffs

### FOR THE RECORD...

Stanley Morgan has had 29 games in which he has caught passes for 100-plus yards, with the Patriots going 2-1 in such games last year (2-0 at home, 0-1 away). In those 29 games, the Patriots are 11-3 at home and 3-12 away for a 14-15 mark.

# CRIMSON TRAVEL SERVICE

**"Official agency of the  
N.E. Patriots"**

**Call us for your corporate, incentive,  
group tours or vacation travel.**



## OFFICES THROUGHOUT NEW ENGLAND

### MASSACHUSETTS

<b>Acton, 436 Great Rd. ....</b>	<b>263-9500</b>
<b>Boston, 2 Center Plaza ....</b>	<b>742-8500</b>
245 Summer St. ....	720-2300
53 State St. ....	742-7060
Peter Flynn/Crimson 99 High St. ....	423-0223
<b>Burlington, Burlington Mall. ....</b>	<b>272-2600</b>
<b>Chelmsford, Peter Flynn/Crimson</b>	
113 Drum Hill Rd. ....	459-3391
<b>Cambridge, 39 J.F. Kennedy St. ....</b>	<b>868-2600</b>
<b>Marlboro, 33 Boston Post Rd. ....</b>	<b>460-9400</b>
<b>Maynard, 179 Main St. ....</b>	<b>897-9200</b>
<b>Natick, Natick Mall. ....</b>	<b>655-8300</b>
<b>Newtonville, 294 Walnut St. ....</b>	<b>964-3800</b>
<b>Norwood, Rt. 1 ....</b>	<b>769-8400</b>
<b>Quincy, 1 Quincy Ctr. Plaza. ....</b>	<b>471-4300</b>
<b>Salem, 21 State Rd., Vinnin Sq. ....</b>	<b>741-1414</b>
<b>Wellesley, 45 William St. ....</b>	<b>237-7500</b>
<b>Westboro, 4400 Computer Dr. ....</b>	<b>366-0080</b>

### RHODE ISLAND

<b>Cranston, 1053 Reservoir Ave. ....</b>	<b>(401)943-4545</b>
---	----------------------

### NEW HAMPSHIRE

<b>Nashua, 402 Amherst St. ....</b>	<b>(603)881-8700</b>
<b>Manchester, Manchester Airport. ....</b>	<b>(603)623-7200</b>

**Cambridge phones (868-2600)  
attended 24 hours a day, 7 days a week.**

## PATRIOTS HOTEL HEADQUARTERS

### PRESEASON

GAME	HOTEL	PHONE
Hall of Fame (St. Louis)	Hilton Hotel (Canton, OH)	(216) 454-5000
New Orleans	New Orleans Marriott	(504) 581-1000
L.A. Raiders	Marriott Anaheim	(714) 750-8000
Green Bay	Paper Valley	(414) 733-8000

### REGULAR SEASON

New York Jets	The Sheraton Heights	(201) 288-6100
Denver	Denver Marriott City Center	(303) 297-1300
Pittsburgh	The Westin William Penn	(412) 281-7100
Buffalo	Amherst Marriott	(716) 689-6900
Indianapolis	Indianapolis Hilton	(317) 635-2000
L.A. Rams	Marriott Anaheim	(714) 750-8000
New Orleans	New Orleans Marriott	(504) 581-1000
Miami	Sonesta Beach Hotel	(305) 361-2021

# 1985 GAME BY GAME REVIEW

## September 8, 1985—Sullivan Stadium New England 26, Green Bay 20

FOXBORO, MA.—Running back Craig James, quarterback Tony Eason and a defense that sacked Green Bay quarterback Lynn Dickey seven times led the Patriots to their season-opening victory. The Patriots opened the scoring on an 11-yard run by Tony Collins. New England added five points in a span of 1:16 in the second quarter — three on a 34-yard field goal by Tony Franklin (set up by safety Fred Marion's fumble recovery at Green Bay's 20-yard line) and two on linebacker Don Blackmon's sack of Dickey in the Packer end zone.

The Packers answered with a one-yard touchdown run by Gerry Ellis (Blackmon blocked Al DelGreco's PAT), but Eason hit wide receiver Cedric Jones with a three-yard scoring pass eight seconds before halftime to give New England a 19-6 edge. James put the game out of reach midway through the fourth quarter, taking an Eason pitch and racing 65 yards for a touchdown and a 26-6 lead.

Green Bay Packers	0	6	0	14-20
New England Patriots	7	12	0	7-26

1st—5:27—NE—Collins 11 run (Franklin kick)

2nd—3:20—NE—Franklin 34 FG

2nd—4:36—NE—Safety, Dickey tackled by Blackmon in end zone

2nd—12:40—GB—Ellis 1 run (kick blocked)

2nd—14:52—NE—Jones 3 pass from Eason Franklin kick

4th—8:37—NE—C. James 65 run (Franklin kick)

4th—11:09—GB—Coffman 8 pass from Dickey DelGreco kick

4th—14:35—GB—Clark 23 run (DelGreco kick)

**Rushing:** NE—C. James 12-99, Collins 14-63, Tatupu 5-16, Weathers 5-15, Fryar 1-13, Eason 4-2; GB—Clark 8-48, Ellis 7-14, Huckelby 2-(-1), Dickey 2-(-2)

**Receiving:** NE—D. Williams 5-94, Jones 5-31, Collins 4-43, Dawson 2-23, C. James 2-6, Fryar 1-25, D. Ramsey 1-11, Hawthorne 1-8; GB—Epps 4-64, Coffman 3-42, Ellis 3-23, Lofton 2-34, Dennard 1-34, Clark 1-8.

**Passing:** NE—Eason 21-28-241, 1 TD, 1 INT; GB—Dickey 14-29-205, 1 TD, 1 INT.

Team Stats	NE	GB
First Downs	26	16
3rd Downs	5/10	2/11
Total Yards	410	205
Rushing Yards	208	59
Passing Yards	202	146
Sacks-Yards	7-59	4-39
Punts	4-47.7	6-48.2
Penalties	10-63	5-43
Fumbles	5-4	1-1
Time of Poss.	36:47	23:13

Actual: 49,488 (sold: 50,471)

## September 15, 1985—Soldier Field Chicago 20, New England 7

CHICAGO—The Bears held the Patriots to 27 rushing yards on 16 attempts, while they harassed Eason into a 15-for-35 performance (234 yards) that included three interceptions (the most in his pro career) and six sacks for 55 yards in losses. Chicago went 69 yards on five plays to take a 7-0 lead after just 3:03 when Bears quarterback Jim McMahon hit wide receiver Dennis McKinnon for a 32-yard touchdown. Chicago, made it 10-0 when Kevin Butler chipped a 21-yard field goal with seven seconds left in the second quarter.

The Bears built on their lead with a 10-point third quarter. Matt Suhey crashed over from three yards with 4:16 left in the period, and Butler's 38-yard field goal (set up by Mike Singletary's interception and return to New England's 19) made it 20-0. The Patriots finally scored 5:57 into the final quarter, when Eason hit Craig James behind the Chicago defense for a 90-yard touchdown — the longest pass play in Patriots' (and Soldier Field) history.

New England Patriots	0	0	0	7- 7
Chicago Bears	7	3	10	0-20

1st—3:03—Chi—McKinnon 32 pass from McMahon (Butler kick)

2nd—14:23—Chi—Butler 21 FG

3rd—10:44—Chi—Suhey 1 run (Butler kick)

3rd—13:38—Chi—Butler 28 FG

4th—5:57—NE—C. James 90 pass from Eason (Franklin kick)



**Rushing:** NE—Collins 7-19, C. James 7-5, Weathers 2-3; Chi—Payton 11-39, Sanders 10-37, Suhey 9-36, Thomas 5-22, Gentry 4-10, McMahon 3-8, Fuller 1-8, McKinnon 1-0.

**Receiving:** NE—C. James 1-90, D. Ramsey 5-51, D. Williams 3-46, Jones 2-26, Collins 3-16, Morgan 1-5; Chi—Wrightman 2-74, McKinnon 5-73, Gault 1-43, Moorehead 2-25, Margerum 2-16, Payton 1-1.

**Passing:** NE—Eason 15-35-234, 1 TD, 3 INTs; Chi—McMahon 13-21-232, 1 TD, 1 INT; Payton 0-1-0, 0 TDs, 0 INTs; Fuller 0-1-0, 0 TDs, 0 INTs.

Team Stats	NE	Chi
First Downs	10	18
3rd Downs	3/14	5/16
Total Yards	206	369
Rushing Yards	27	160
Passing Yards	179	209
Sacks-Yards	3-23	6-55
Punts	11-46.7	8-37.4
Penalties	8-70	2-10
Fumbles	1-1	1-1
Time of Poss.	22:35	37:25
Actual: 60,533 (sold: 65,790)		

## September 22, 1985—Rich Stadium New England 17 Buffalo 14

ORCHARD PARK, N.Y.—The Patriots returned to the win column in their first AFC East clash, but it took Irving Fryar's 85-yard touchdown on a punt return in the third quarter to seal the victory. Fryar's return, the second longest in team history, came after he'd been stopped for only six yards on the previous play (a Buffalo penalty forced John Kidd to punt to Fryar a second time). The TD gave New England a 17-7 lead.

Eason completed passes to Fryar (26 yards), Tony Collins (17-yard screen) and tight end Lin Dawson (eight yards) to set up Tony Franklin's 32-yard field goal in the first quarter. Buffalo's Vince Ferragamo hit Greg Bell with a 16-yard TD pass in the second quarter to give the Bills the lead, but New England had a 10-7 edge by halftime on James' scoring pass. New England's 37-yard drive was set up by Stephen Starring's 53-yard kick return.

New England Patriots	3	7	7	0-17
Buffalo Bills	0	7	0	7-14

1st—10:18—NE—Franklin 33 FG

2nd—8:16—B—Bell 16 pass from Ferragamo (Norwood kick)

2nd—10:32—NE—Collins 5 pass from C. James (Franklin kick)

3rd—5:32—NE—Fryar 85 punt return (Franklin kick)

4th—0:04—B—Reed 18 pass from Ferragamo (Norwood kick)

**Rushing:** NE—C. James 18-69, Collins 8-25, Weathers 6-15, Tatupu 4-15, Fryar 2-3, Eason 2-(-5); B—Bell 12-55, Pruitt 5-15, Ferragamo 2-5, Reed 1-(-20).

**Receiving:** NE—D. Ramsey 5-39, Fryar 2-33, Collins 4-23, Dawson 1-8, Starring 1-2; B—Reed 5-59, Richardson 2-45, Bell 6-35, Ramson 3-34, Brookins 2-25, Metzelaars 3-24, Butler 1-19, Burkett 1-10.

**Passing:** NE—Eason 12-21-100, 0 TDs, 1 INT; B—Ferragamo 23-39-251, 2 TDs, 1 INT.

Team Stats	NE	Buff
First Downs	14	16
3rd Downs	5/14	2/12
Total Yards	227	306
Rushing Yards	122	55
Passing Yards	105	251
Sacks-Yards	0-0	0-0
Punts	7-48.7	9-45.8
Penalties	4-34	10-80
Fumbles	2-1	1-0
Time of Poss.	31:06	28:54
Actual: 40,334 (sold: 43,253)		

### FOR THE RECORD...

Three Patriots players have scored three TDs in one game on two different occasions—Billy Lott (vs. Buffalo on three catches on 10-22-61 and vs. Oakland on three runs on 12-9-61), Larry Garron (vs. Oakland on one run, two passes on 10-16-64 and vs. San Diego on 10-23-66 on one run and two passes) and Sam Cunningham (at Buffalo on three runs on 10-20-74 and at Buffalo on 11-23-75 on two runs, one pass).

## September 29, 1985—Sullivan Stadium LA Raiders 35, New England 20

FOXBORO, MA.—Three critical Patriots turnovers led to Los Angeles touchdowns and New England's second defeat of the season. The Patriots started well, as cornerback Ronnie Lippett stole a Marc Wilson pass at LA's 39-yard line on the game's first play. Tony Franklin produced a 47-yard field goal three plays later, but Lester Hayes grabbed an Eason pass and returned it 27 yards for a touchdown and a 7-3 lead 3:49 into the quarter. New England regained the lead when Eason and Irving Fryar hooked up on a 40-yard touchdown late in the first quarter — the only TD produced by New England on the afternoon.

New England's last lead came seven minutes into the second quarter, when Andre Tippett caught up to a snap that sailed over LA punter Ray Guy and returned it 25 yards to put the Patriots ahead, 20-14. Lyle Alzado's fumble recovery in the end zone gave LA a one-point edge with 1:49 left in the third quarter. Fulton Walker's 23-yard punt return to the New England 23 enabled the Raiders to run off a quick, five-play drive that resulted in Rusty Hilger's two-yard TD pass to Todd Christensen. Same Seal closed LA's scoring by picking off an Eason pass and returning it 38 yards for a touchdown.

Los Angeles Raiders	14	0	7	14-35
New England Patriots	10	10	0	0-20

1st—1:36—NE—Franklin 47 FG

1st—3:49—LA—Hayes 27 INT return (Bahr kick)

1st—11:07—NE—Fryar 40 pass from Eason (Franklin kick)

1st—14:11—LA—Williams 38 pass from Wilson (Bahr kick)

2nd—3:08—NE—Franklin 20 FG

2nd—7:00—NE—Tippett 25 fumble return (Franklin kick)

3rd—13:11—LA—Alzado fumble recovery in end zone (Bahr kick)

4th—7:42—LA—Christensen 2 pass from Hilger (Bahr kick)

4th—9:36—LA—Seale 38 INT return (Bahr kick)

**Rushing:** NE—C. James 12-49, Collins 17-43, Weathers 2-6, Tatupu 1-(-1); LA—Allen 21-98, Hawkins 11-33, Wilson 2-10, Jensen 2-3, Guy 1-0, Hilger 1-0.

**Receiving:** NE—Collins 4-69, Fryar 3-55, Morgan 2-40, Jones 1-18, D. Ramsey 2-12, C. James 1-6; LA—Williams 2-93, Christensen 5-41, Allen 3-30.

**Passing:** NE—Eason 13-36-200, 1 TD, 3 INTs; LA—Wilson 9-19-162, 1 TD, 1 INT; Hilger 1-7-2, 1 TD, 0 INTs; Allen 0-1-0, 0 TDs, 0 INTs.

Team Stats	NE	LA
First Downs	13	15
3rd Downs	4/17	3/14
Total Yards	287	296
Rushing Yards	97	144
Passing Yards	190	152
Sacks-Yards	2-12	3-10
Punts	9-44.8	10-41.3
Penalties	6-35	7-77
Fumbles	1-1	3-1
Time of Poss.	31:07	28:53

Actual: 60,686 (sold: 60,793)

## October 6, 1985—Cleveland Stadium Cleveland 24, New England 20

CLEVELAND—The Patriots rolled up 400 yards in total offense — 291 on passes from Eason — but couldn't get the necessary yardage to convert fourth-quarter opportunities and went down to their second consecutive defeat.

The defeat overshadowed a classic performance by veteran wide receiver Stanley Morgan, who had been slowed by hamstring problems over the first four games. He came to life against the Browns, grabbing six Eason passes for 140 yards and his 43rd career touchdown reception — a team record. Eason also had his best game since Opening Day, completing 20 of 38 passes for 304 yards while suffering only one interception and two sacks.

New England Patriots	0	13	7	0-20
Cleveland Browns	7	7	3	7-24

1st—5:23—C—Byner 9 run (Bahr kick)

2nd—0:50—NE—Rembert fumble recovery in end zone Franklin kick)

2nd—6:45—C—Newsome 33 pass from Brennan Bahr kick)

2nd—12:37—NE—Franklin 29 FG

2nd—13:37—NE—Franklin 33 FG

3rd—6:09—C—Bahr 44 FG

3rd—9:29—NE—Morgan 22 pass from Eason (Franklin kick)

4th—2:48—C—Mack 10 run (Bahr kick)

**Rushing:** NE—C. James 12-66, Collins 6-16, Weathers 4-15, Tatupu 2-3, Eason 1-9; C—Mack 20-115, Byner 14-37, Danielson 1-4, Kosar 6-(-10).

**Receiving:** NE—Morgan 6-140, Collins 6-65, D. Ramsey 2-28, D. Williams 1-23, Fryar 1-21, Dawson 2-13, Weathers 1-13, Tatupu 1-1; C—Brennan 6-93, Mack 5-85, Newsome 6-73, Cl. Weathers 3-39, Byner 1-11.

**Passing:** NE—Eason 20-38-304, 1 TD, 1 INT; C—Danielson 11-19-164, 0 TDs, 1 INT; Kosar 9-15-104, 0 TDs, 1 INT; Brennan 1-1-33, 1 TD, 0 INTs.

Team Stats	NE	C
First Downs	18	28
3rd Downs	3/12	6/14
Total Yards	400	447
Rushing Yards	109	146
Passing Yards	291	301
Sacks-Yards	0-0	2-13
Punts	4-45.5	2-33.5
Penalties	7-45	1-5
Fumbles	2-2	3-3
Time of Poss.	25:34	34:26
Actual: 62,139 (sold: 63,787)		

## October 13, 1985—Sullivan Stadium New England 14, Buffalo 3

FOXBORO, MA.—The day began as miserably for the Patriots as the Browns game had ended. New England's second drive reached Buffalo's eight-yard line, from where Eason was intercepted in the end zone by rookie Derrick Burroughs. In the second quarter, a Charles Rome interception gave Scott Norwood a 41-yard field goal and Buffalo a 3-0 lead.

Eason was sacked on three consecutive downs late in the first half, pushing New England back to its own 19-yard line. The third sack, a 13-yarder by rookie Bruce Smith, caused a separation of Eason's shoulder and brought Steve Grogan off the bench for the first time since the third game of 1984.

Things finally began to change in the second half. Grogan drove the Patriots 80 yards in eight plays on their opening drive, completing the march with a 16-yard TD pass to Irving Fryar. Grogan had hit Cedric Jones for 21 yards on third-and-10 from New England's 22 to start the drive.

Buffalo Bills	0	3	0	0-3
New England Patriots	0	0	7	7-14

2nd—8:21—B—Norwood 47 FG

3rd—3:40—NE—Fryar 16 pass from Grogan (Franklin kick)

4th—6:48—NE—Clayborn 27 INT return (Franklin kick)

**Rushing:** NE—Tatupu 6-37, Collins 5-24, Weathers 5-15, C. James 7-6, Eason 1-0, Grogan 1-0; B—Bell 23-72.

**Receiving:** NE—Fryar 6-132, C. James 5-79, Morgan 4-60, Jones 1-21, Collins 4-19, Starring 1-16, Tatupu 1-15, Weathers 1-5; B—Burkett 2-36, Bell 6-28, Norris 1-18, Butler 1-12, Ramson 1-10, Reed 1-10.

**Passing:** NE—Eason 8-16-65, 0 TDs, 2 INTs, Grogan 15-19-282, 1 TD, 0 INTs; B—Ferragamo 12-31-114, 0 TDs, 2 INTs.

Team Stats	NE	B
First Downs	18	13
3rd Downs	5/15	2/12
Total Yards	400	162
Rushing Yards	82	72
Passing Yards	318	90
Sacks-Yards	4-24	4-29
Punts	6-38.2	8-35.1
Penalties	9-87	8-76
Fumbles	3-2	3-2
Time of Poss.	32:16	27:44
Actual: 40,462 (sold: 45,195)		

### FOR THE RECORD...

Only one player—O.J. Simpson of the Buffalo Bills—has had four TDs vs. the Patriots in one game (on 11-23-75) and no Patriot has had that feat. The opponents have had a player gain three TDs vs. the Patriots 15 times and the Patriots have had it done 13 times. Ninety-five Patriots have had two TDs in a game (same number as the opponents).

## October 20, 1985—Sullivan Stadium New England 20, NY Jets 13

FOXBORO, MA.—Craig James and Steve Grogan, sparked two fourth-quarter drives that gave New England a critical AFC East victory over division-leading New York, which entered the game at 5-1.

Grogan completed only 11 of 32 passes for 171 yards, but directed both touchdown drives and figured in both scores. He first hit Irving Fryar with a 36-yard scoring pass 4:38 into the fourth quarter to push New England to a 13-6 advantage, then called a bootleg with 3:27 left in the game that shocked the Jets highly-regarded defense and allowed the veteran to jog into the end zone with New England's winning touchdown. Grogan had brought the Patriots deep into Jet territory with a spectacular 47-yard connection with Stanley Morgan.

New York responded with a seven-play, 78-yard TD drive of its own to tie the game.

The Patriots' defense also got an interception from Raymond Clayborn (third consecutive game), along with a crucial turnover that led to Fryar's touchdown. On third and goal from New England's one-yard line, O'Brien hit Tony Paige with a screen pass that Roland James knocked loose and Veris recovered at New England's eight. Behind Craig James, who carried the ball seven times for 42 yards, the Patriots drove 92 yards for the touchdown.

New York Jets	0	3	3	7-13
New England Patriots	3	3	0	14-20

1st—13:04—NE—Franklin 19 FG  
 2nd—5:30—NY—Leahy 53 FG  
 2nd—12:23—NE—Franklin 44 FG  
 3rd—9:12—NY—Leahy 52 FG  
 4th—4:38—NE—Fryar 36 pass from Grogan (Franklin kick)  
 4th—8:10—NY—Paige 2 run (Leahy kick)  
 4th—11:33—NE—Grogan 3 run (Franklin kick)

**Rushing:** NE—C. James 22-94, Collins 7-26, Tatupu 1-6, Grogan 8-2, Fryar 1-1, Weathers 1-0; NY—Hector 21-80, Paige 2-2, O'Brien 1-1.

**Receiving:** NE—Morgan 3-71, Fryar 4-67, Dawson 1-10, C. James 1-9, Jones 1-9, Collins 1-5; NY—Walker 6-140, Shuler 4-90, Barber 1-15, Townsell 1-6, Hector 2-2, Paige 1-(-7).

**Passing:** NE—Grogan 11-32-171, 1 TD, 1 INT; NY—O'Brien 15-31-246, 0 TDs, 1 INT.

Team Stats	NE	NY
First Downs	20	13
3rd Downs	5/15	3/15
Total Yards	284	303
Rushing Yards	129	83
Passing Yards	155	220
Sacks-Yards	5-26	2-16
Punts	7-38.9	5-41.0
Penalties	4-25	6-77
Fumbles	1-0	2-2
Time of Poss.	34:49	25:11
Actual: 58,163 (sold: 61,000)		

## October 27, 1985—Tampa Stadium New England 32, Tampa Bay 14

TAMPA, FL.—The Patriots finally had an easy one — once they recovered from the Buccaneers, 14-point first-quarter blitz. Tony Franklin kicked field goals of 35 and 50 yards (his longest as a Patriot, to make it 14-6, and the Craig James-to-Tony Collins pass play clicked again — this time for 11 yards — to bring the Patriots within a point at halftime.

The Bucs never regained the lead. Franklin booted a 49-yard field goal to put New England ahead, and James capped a five-play, 80-yard drive with an eight-yard run on the first play of the fourth quarter to make it 23-14. Big-gainers from Grogan to Collins (49 yards) and Stanley Morgan (36 yards) set up James' TD. Don Blackmon scored the Patriots' 32nd unanswered point when he buried DeBerg in the end zone for his second safety of the season.

New England Patriots	0	13	3	16-32
Tampa Bay Buccaneers	14	0	0	0-14

1st—3:29—TB—Giles 16 pass from DeBerg (Igwebuike kick)  
 1st—9:10—TB—Wilder 1 run (Igwebuike kick)  
 2nd—1:31—NE—Franklin 35 FG  
 2nd—3:36—NE—Franklin 50 FG  
 2nd—14:13—NE—Collins 11 pass from C. James (Franklin kick)  
 3rd—4:48—NE—Franklin 49 FG  
 4th—0:06—NE—C. James 8 run (Franklin kick)  
 4th—9:39—NE—C. James 22 run (Franklin kick)  
 4th—10:36—NE—Safety, Blackmon tackled DeBerg in end zone

**Rushing:** NE—C. James 15-96, Collins 10-55, Tatupu 7-23, Weathers 4-12, Grogan 1-9, Fryar 1-2; TB—Wilder 21-62, Springs 5-17.

**Receiving:** NE—Collins 6-109, Morgan 3-55, Fryar 2-49, Dawson 2-17, D. Ramsey 1-10, Jones 1-8; TB—House 4-55, J. Bell 4-33, Giles 2-24, Carter 2-17, T. Bell 1-12.

**Passing:** NE—Grogan 14-21-237, 0 TDs, 0 INTs; TB—DeBerg 13-26-141, 1 TD, 2 INTs.

Team Stats	NE	TB
First Downs	18	14
3rd Downs	5/13	2/12
Total Yards	420	209
Rushing Yards	197	79
Passing Yards	223	130
Sacks-Yards	3-11	3-25
Punts	3-43.7	7-38.6
Penalties	7-55	6-37
Fumbles	3-2	0-0
Time of Poss.	33:36	26:24
Actual: 34,661 (sold: 45,721)		

## November 3, 1985—Sullivan Stadium New England 17, Miami 13

FOXBORO, MA.—New England scored 14 fourth-quarter points and kept the Dolphins off the scoreboard in the final period en route to its fourth consecutive victory.

The Dolphins had a 13-3 lead after three quarters, but the Patriots pounded out two 80-yard drives in the final 15 minutes — many of those yards from the once-silent running game. Grogan (14 yards), Craig James (25) (Tony Collins 17 yards) and Mosi Tatupu (11 yards) all had significant runs in the Patriots' final scoring drives, which Grogan capped with a two-yard TD run 11:51 from game's end.

But what people talked most about was "the flea-flicker." Down by 10 points, the Patriots had moved from their own 20 to Miami's 28, where they were forced with a fourth-and-one situation. Offensive tackle Steve Moore lined up in the backfield, a la Chicago's William Perry, along with Tatupu. Grogan took the snap and handed to Tatupu as Moore plunged into the line. Tatupu stopped and pitched the ball back to Grogan, who hit Greg Hawthorne for the touchdown that made it 13-10.

Miami Dolphins	7	3	3	0-13
New England Patriots	0	3	0	14-17

1st—7:29—M—Davenport 3 run (Reveiz kick)

2nd—8:34—M—Reveiz 26 FG

2nd—13:53—NE—Franklin 38 FG

3rd—15:00—M—Reveiz 32 FG

4th—3:08—NE—Hawthorne 28 pass from Grogan (Franklin kick)

4th—11:57—NE—Grogan 1 run (Franklin kick)

**Rushing:** NE—C. James 23-119, Collins 11-49, Tatupu 3-16, Grogan 2-13, Weathers 1-6; M—Davenport 11-47, Hampton 10-25, Nathan 6-19, Marino 2-0.

**Receiving:** NE—Fryar 3-55, Collins 4-47, C. James 3-35, Hawthorne 1-28, Starring 2-15, D. Ramsey 1-8; M—Clayton 7-122, Johnson 2-22, Nathan 2-10, Hardy 2-7, Harris 1-6, Rose 1-4.

**Passing:** NE—Grogan 14-31-188, 1 TD, 3 INTs; M—Marino 15-33-171, 0 TDs, 2 INTs.

Team Stats	NE	M
First Downs	22	19
3rd Downs	6/15	6/14
Total Yards	380	236
Rushing Yards	203	91
Passing Yards	177	145
Sacks-Yards	3-26	2-11
Punts	5-39.4	5-41.4
Penalties	11-86	1-10
Fumbles	3-1	3-2
Time of Poss.	31:41	28:19
Actual: 58,811 (sold: 61,000)		

## November 10, 1985—Sullivan Stadium New England 34, Indianapolis 15

FOXBORO, MA.—The Patriots couldn't get a thing going offensively in the first half, but reeled off 27 consecutive second-half points to take their fifth straight decision.

Irving Fryar had a game to remember, returning a punt 77 yards for his second punt-return TD of the season and catching a five-yard touchdown from Steve Grogan. Fryar's touchdowns came within 1:42 of each other in the third quarter, and stretched New England's 10-6 lead to 24-6.

Indianapolis Colts	0	6	0	9-15
New England Patriots	0	7	17	10-34

2nd—1:48—I—Beach 18 pass from Pagel (kick failed)  
 2nd—5:47—NE—Morgan 19 pass from Grogan (Franklin kick)  
 3rd—4:18—NE—Franklin 41 FG  
 3rd—7:47—NE—Fryar 5 pass from Grogan (Franklin kick)  
 3rd—9:29—NE—Fryar 77 punt return (Franklin kick)  
 4th—0:05—NE—Collins 2 run (Franklin kick)  
 4th—8:23—NE—Franklin 30 FG  
 4th—14:04—I—Gill 1 run (Allegre kick)  
 4th—14:05—I—Safety, Fryar hit in end zone by Randle on KO (Allegre kick)

**Rushing:** NE—C. James 18-92, Collins 12-42, Weathers 2-3, Tatupu 1-2, Grogan 3-2; I—Wonsley 9-35, McMillan 9-28, Kofler 1-23, Pagel 1-14, Gill 4-3.

**Receiving:** NE—Morgan 7-120, Dawson 1-26, Starring 1-21, Fryar 2-12, C. James 2-11; I—Beach 4-57, Williams 3-50, Capers 5-43, Boyer 2-27, McMillan 2-15, Bentley 1-14, Butler 1-13, Wonsley 2-8.

**Passing:** NE—Grogan 13-22-190, 2 TDs, 0 INTs; I—Kofler 10-17-134, 0 TDs, 1 INT; Pagel 10-19-93, 1 TD, 1 INT.

Team Stats	NE	I
First Downs	17	16
3rd Downs	3/12	4/14
Total Yards	297	282
Rushing Yards	141	103
Passing Yards	156	179
Sacks-Yards	7-48	3-34
Punts	6-36.5	8-46.7
Penalties	5-25	6-55
Fumbles	2-1	3-3
Time of Poss.	29:40	30:20
Actual: 54,176 (sold: 55,311)		

## November 17, 1985—Kingdome New England 20, Seattle 13

SEATTLE—The Patriots made a fourth-quarter rush (13 points) in the last 10 minutes to defeat the Seahawks and extend their winning streak to six games.

An eight-play, 79-yard drive capped by Steve Grogan's 23-yard touchdown pass to Craig James had pulled New England into a 13-13 tie with 10:35 left in the game, but Seattle threatened later in the period. The Seahawks were eventually faced with a third-and-five situation at the Patriots' seven-yard line, and quarterback Dave Krieg attempted a pass over the middle. The ball was tipped high in the air by New England linebacker Larry McGrew, giving safety Fred Marion time to out-leap everyone, grab the ball and bring it 83 yards to Seattle's 15-yard line. Two plays later, Grogan hit Irving Fryar with a 13-yard TD that won it.

Fryar had opened New England's scoring in the second quarter on a reverse, giving him touchdowns rushing, receiving and returning in 1985.

New England Patriots	0	7	0	13-20
Seattle Seahawks	0	3	10	0-13

2nd—0:05—NE—Fryar 8 run (Franklin kick)  
 2nd—5:18—S—Johnson 32 FG  
 3rd—6:58—S—Johnson 31 FG  
 3rd—11:33—S—Krieg 3 run (Johnson kick)  
 4th—4:25—NE—C. James 23 pass from Grogan (kick failed)  
 4th—12:21—NE—Fryar 13 pass from Grogan (Franklin kick)

**Rushing:** NE—C. James 15-45, Collins 11-36, Fryar 1-8, Grogan 4-3, Franklin 1-(-5); S—Warner 24-105, Krieg 4-24, Morris 1-5, Lane 1-1.

**Receiving:** NE—Fryar 5-82, Jones 4-42, Starring 2-31, C. James 1-23, D. Ramsey 1-15, Dawson 1-4, Collins 1-1; S—Largent 8-138, Warner 4-35, Lane 3-21, Skansi 1-12, Walker 1-11, Turner 1-10, Morris 1-2.

**Passing:** NE—Grogan 15-27-198, 2 TDs, 1 INT; S—Krieg 19-43-229, 0 TDs, 3 INTs.

Team Stats	NE	S
First Downs	14	19
3rd Downs	6/14	9/20
Total Yards	285	324
Rushing Yards	87	135
Passing Yards	198	189
Sacks-Yards	5-40	0-0
Punts	7-44.7	6-32.5
Penalties	6-30	7-50
Fumbles	3-1	3-1
Time of Poss.	27:02	32:58
Actual: 60,345 (sold: 64,905)		



## November 24, 1985—Meadowlands NY Jets 16, New England 13 (OT)

EAST RUTHERFORD, N.J.—The Patriots held the New York Jets to four yards on three punt returns — until overtime, when Kurt Sohn returned a punt 46 yards to New England's 15-yard line. The Jets sent Pat Leahy out immediately, and Leahy hit a 32-yard field goal with 4:55 left in overtime to give New York the win.

Steve Grogan, the architect of the six-game string, left the game in the second quarter (fractured tibia and sprained ligament in left leg). Tony Eason, idle since his shoulder separation against Buffalo Oct. 13, complete 23 of 34 passes for 221 yards and a touchdown with no interceptions.

Eason directed two scoring drives in the fourth quarter to help New England erase a 13-3 deficit and force the overtime period. He completed four passes for 29 yards to get New England from its 42-yard line to the Jets' 29, then found Cedric Jones in the corner of the end zone to make it 13:10 with 6:53 left.

The Patriots last chance in regulation came with 1:17 left. Faced with a third-and-nine at New England's 44, Eason scrambled until he found Derrick Ramsey for 26 yards to New York's 30. Craig James picked up 14 yards on the next play, and Tony Franklin kicked a 28-yard field goal with 16 seconds left to force the overtime.

New England Patriots	0	3	0	10	0-13
New York Jets	6	0	7	0	3-16

1st—6:10—NY—Leahy 21 FG

1st—9:00—NY—Leahy 21 FG

2nd—14:58—NE—Franklin 23 FG

3rd—14:17—NY—Walker 88 pass from O'Brien (Leahy kick)

4th—8:07—NE—Jones 29 pass from Eason (Franklin kick)

4th—14:44—NE—Franklin 28 FG

OT—10:05—NY—Leahy 32 FG

**Rushing:** NE—C. James 14-108, Eason 4-35, Collins 11-33, Fryar 1-0, Grogan 1-0, Tatupu 1-(-2); NY—Hector 29-97, McNeil 5-9, Toon 1-5, Bligen 1-3, O'Brien 4-(-4).

**Receiving:** NE—Jones 5-68, C. James 6-58, Starring 3-51, D. Ramsey 4-51, Fryar 3-28, Dawson 2-13, Collins 3-(-3); NY—Walker 6-168, Toon 6-78, Shuler 3-30, Sohn 1-15, Hector 2-11, Bligen 2-9.

**Passing:** NE—Grogan 3-4-45, 0 TDs, 0 INTs, Eason 23-34-221, 1 TD, 0 INTs; NY—O'Brien 20-33-311, 1 TD, 0 INTs.

Team Stats	NE	NY
First Downs	21	20
3rd Downs	5/16	6/17
Total Yards	399	401
Rushing Yards	174	110
Passing Yards	225	291
Sacks-Yards	6-20	5-41
Punts	9-46.0	8-36.0
Penalties	5-40	5-35
Fumbles	5-2	2-2
Time of Poss.	36:07	33:58
Actual: 74,100 (sold: 76,891)		

## December 1, 1985—Hoosier Dome New England 38, Indianapolis 31

INDIANAPOLIS—The Patriots offense, particularly the aerial team of Tony Eason and Stanley Morgan, proved it could win a shootout if it had to. Eason, in his first full game back, completed 20 of 28 passes for 293 yards, three touchdowns and only one interception — his first multiple-touchdown game of 1985.

In the end, it took a seven-play, 75-yard drive late in the fourth quarter to push New England over the hump. Eason completed passes to Collins for nine and 44 yards to move New England into scoring range, and Mosi Tatupu eventually bulled in from a yard away for his first touchdown of the season and a 38-24 New England lead. The Colts scored on their next possession, but Craig James grabbed Raul Allegre's onside kick to stop the Colts' threat.

New England Patriots	7	17	0	14-38
Indianapolis Colts	7	10	0	14-31

1st—5:40—NE—Fryar 6 pass from Eason (Franklin kick)

1st—10:50—I—McMillan 1 run (Allegre kick)

2nd—0:53—NE—Franklin 35 FG

2nd—2:03—NE—Morgan 14 pass from Eason (Franklin kick)

2nd—8:31—I—Allegre 25 FG

2nd—12:07—I—McMillan 6 run (Allegre kick)

2nd—13:51—NE—C. James 4 run (Franklin kick)

4th—0:50—NE—Morgan 25 pass from Eason (Franklin kick)

4th—5:54—I—McMillan 6 run (Allegre kick)

4th—9:39—NE—Tatupu 1 run (Franklin kick)

4th—12:52—I—Bouza 10 pass from Pagel (Allegre kick)

**Rushing:** NE—C. James 19-64, Collins 13-64, Weathers 2-6, Tatupu 4-5, Eason 5-(-3); I—McMillan 19-79, Wonsley 7-35, Bentley 3-16.

**Receiving:** NE—Collins 4-81, Fryar 3-66, Morgan 4-63, Starring 4-53, C. James 3-16, D. Ramsey 2-14; I—Bouza 4-55, Boyer 3-46, Wonsley 2-34, McMillan 3-19, Capers 2-14, Beach 1-6, Pagel 1-6.

**Passing:** NE—Eason 20-28-293, 3 TDs, 1 INT; I—Pagel 15-28-174, 1 TD, 2 INTs, Bentley 1-1-6, 0 TDs, 0 INTs.

Team Stats	NE	I
First Downs	24	23
3rd Downs	11/17	5/12
Total Yards	412	300
Rushing Yards	136	130
Passing Yards	276	170
Sacks-Yards	1-10	2-17
Punts	4-39.0	4-46.0
Penalties	14-112	5-35
Fumbles	1-0	1-0
Time of Poss.	33:08	26:52
Actual: 56,740 (sold: 60,623)		

## December 8, 1985—Sullivan Stadium New England 23, Detroit 6

FOXBORO, MA.—New England beat the Detroit Lions, 23-6, before a sold-out Sullivan Stadium. It was the fourth time this season that the stadium was filled. The Patriots never trailed. Tony Eason put New England on the scoreboard with a 16 yard scramble up the middle 3:54 after the opening kickoff. The Lions narrowed the gap to a 7-3 score late in the quarter (13:50 in) with a 26 yard field goals by Ed Murray.

Then the Patriots took full charge in the second frame, as tight end Derrick Ramsey caught his first touchdown pass of the season, a six-yard pass from Eason 4:57 into the quarter, and a Tony Franklin field goal from 38 yards out made the scoreboard read 17-3 at the intermission break.

Detroit had its second field goal of the game, a 37 yarder from Murray 10:31 into the third quarter, followed by Franklin field goals from 50 and 22 yards out in the fourth.

Detroit Lions	3	0	3	0- 6
New England Patriots	7	10	0	6-23

1st—3:54—NE—Eason 16 run (Franklin kick)

1st—13:50—D—Murray 26 FG

2nd—4:57—NE—D. Ramsey 6 pass from Eason (Franklin kick)

2nd—11:48—NE—Franklin 38 FG

3rd—10:31—D—Murray 37 FG

4th—0:05—NE—Franklin 50 FG

4th—10:12—NE—Franklin 22 FG

**Rushing:** NE—C. James 26-115, Collins 10-61, Weathers 3-18, Tatupu 3-11, Eason 3-11; D—J. Jones 16-92, Hipple 1-6, Moore 3-5, A.J. Jones 1-2.

**Receiving:** NE—D. Ramsey 3-25, Morgan 2-24, Fryar 2-20, C. James 1-17, Collins 1-16, Dawson 3-14, Jones 1-14, Starring 1-6; D—Nichols 3-44, Thompson 3-36, Mandley 2-34, Moore 4-19, Lewis 1-14, J. Jones 3-12.

**Passing:** NE—Eason 14-22-136, 1 TD, 1 INT; D—Hipple 14-29-144, 0 TDs, 0 INTs; Ferguson 2-9-15, 0 TDs, 1 INT.

Team Stats	NE	D
First Downs	23	15
3rd Downs	6/13	4/14
Total Yards	352	246
Rushing Yards	216	105
Passing Yards	136	141
Sacks-Yards	2-18	0-0
Punts	3-36.3	5-42.2
Penalties	9-65	6-60
Fumbles	1-0	2-2
Time of Poss.	35:08	24:52
Actual: 59,078 (sold: 61,000)		

## December 16, 1985—Orange Bowl Miami 30, New England 27 (Monday Night)

MIAMI, FL.—The Patriots put forth a tremendous effort in playing AFC East co-leader Miami, but New England came out on the low end of the point-total, 30-27, before a sell-out crowd of 69,489 at the Orange Bowl. New England was making the up-hill climb through most of the game, but the clubs were tied at 7-7 (midway through the first quarter) and a 27-27 (7:38 into the fourth quarter). The Patriots had touchdowns from wide receiver Irving Fryar (10 yard pass from Tony Eason in the first quarter), a one yard plunge by fullback Mosi Tatupu (in the fourth) and a 15 yard fumble return by Cedric Jones on a kickoff return (7:38 into the final quarter). Wrapped in there were two field goals, from 22 and 49 yards by Tony Franklin.

Miami had its own outstanding moments from its placekicker Fuad Reveiz, making good on kicks 44, 49 and 47 yards.

New England Patriots	7	0	3	17-27
Miami Dolphins	7	10	3	10-30

1st—8:53—M—Rose 6 pass from Marino Reveiz kick)  
 1st—11:59—NE—Fryar 10 pass from Eason (Franklin kick)  
 2nd—6:10—M—Reveiz 44 FG  
 2nd—11:42—M—Davenport 1 run (Reveiz kick)  
 3rd—7:58—NE—Franklin 22 FG  
 3rd—10:44—M—Reveiz 49 FG  
 4th—0:05—NE—Franklin 49 FG  
 4th—3:52—M—Davenport 1 run (Reveiz kick)  
 4th—7:23—NE—Tatupu 1 run (Franklin kick)  
 4th—7:38—NE—Jones 15 fumble return (Franklin kick)  
 4th—10:33—M—Reveiz 47 FG

**Rushing:** NE—C. James 18-58, Collins 11-44, Tatupu 3-12, Weathers 1-8, Morgan 1-0; M—Carter 8-50, Bennett 4-26, Nathan 7-24, Clayton 1-10, Davenport 5-2, Hampton 2-(-2), Marino 5-(-18).

**Receiving:** NE—Morgan 3-61, Collins 4-46, Starring 1-40, Fryar 2-25, D. Ramsey 1-21, C. James 1-10, Dawson 1-8, Hawthorne 1-6; M—Duper 5-75, Moore 5-66, Clayton 2-20, Johnson 1-9, Nathan 2-8, Hardy 1-8, Rose 1-6.

**Passing:** NE—Eason 14-26-217, 1 TD, 3 INTs; M—Marino 17-33-192, 1 TD, 1 INT.

Team Stats	NE	M
First Downs	19	22
3rd Downs	5/13	6/13
Total Yards	321	269
Rushing Yards	122	92
Passing Yards	199	177
Sacks-Yards	2-15	2-18
Punts	4-41.3	2-53.0
Penalties	6-55	2-9
Fumbles	3-1	4-3
Time of Poss.	30:29	29:31
Actual: 69,489 (sold: 75,825)		

## December 22, 1985—Sullivan Stadium New England 34, Cincinnati 23

FOXBORO, MA.—The Patriots never trailed in the must-win contest as New England outrushed the Bengals, 281-91. Craig James ran for 142 yards on 25 carries, marking the fourth time this season and the sixth time in his career that he picked up 100-plus yards. James finished the regular season with 1,227 yards (in 263 carries), thus coming through with the second best rushing season in the team's history. (Jim Nance had the best with 1,458 in 1966).

Tony Franklin had two field goals, from 25 yards in the first quarter to put the Patriots in front, 3-0, 4:07 into the game and a 30 yarder in the second quarter (to put New England in front, 20-6).

The critical play came on a fourth and one situation on the Bengal 42 yard line, a crucial situation and just two minutes remaining. The score was 27-23 in New England's favor at the time. Robert Weathers, who had only carried the ball twice previously in the game, darted through the right side of the line and didn't stop running until he reached the end-zone. Now the Patriots had a 34-23 lead and plenty of breathing room—because coach Berry elected to go for it, not punt like some people believed he should have.

Cincinnati Bengals	3	3	7	10-23
New England Patriots	10	10	0	14-34

1st—4:07—NE—Franklin 25 FG  
 1st—6:51—C—Breech 42 FG  
 1st—9:32—NE—Morgan 50 pass from Eason (Franklin kick)  
 2nd—4:34—C—Breech 22 FG  
 2nd—10:46—NE—Collins 9 run (Franklin kick)  
 2nd—14:20—NE—Franklin 30 FG  
 3rd—2:20—C—Brown 33 pass from Esiason (Breech kick)  
 4th—3:43—C—Breech 30 FG  
 4th—6:47—NE—C. James 11 run (Franklin kick)  
 4th—9:17—C—Collinsworth 8 pass from Esiason (Breech kick)  
 4th—13:08—NE—Weathers 42 run (Franklin kick)

**Rushing:** NE—C. James 25-142, Collins 10-57, Weathers 3-52, Tatupu 6-9, Eason 2-21; C—Brooks 13-49, Kinnebrew 12-37, Esiason 1-5.

**Receiving:** NE—Morgan 4-121, Collins 3-12, Dawson 1-12; C—Brown 5-129, Brooks 5-54, Martin 2-37, Collinsworth 3-32, Holman 2-13, Kinnebrew 1-5.

**Passing:** NE—Eason 8-15-145, 1 TD, 1 INT; C—Esiason 18-39-270, 2 TDs, 1 INT.

Team Stats	NE	C
First Downs	17	17
3rd Downs	6/13	9/17
Total Yards	419	359
Rushing Yards	281	91
Passing Yards	138	268
Sacks-Yards	1-2	1-7
Punts	3-39.0	4-31.0
Penalties	3-15	6-40
Fumbles	1-1	3-1
Time of Poss.	31:57	28:03
Actual: 57,953 (sold: 59,303)		

## December 28, 1985—Meadowlands New England 26, NY Jets 14 (AFC Wildcard)

E. RUTHERFORD, N.J.—In downing the New York Jets, 26-14, the Patriots had heroes aplenty—Tony Eason's 12 of 16 passing for 179 yards, rookie defensive end Garin Veris with three sacks for 35 yards (Patriots had five as a team), interceptions from defensive back Fred Marion and Veris, a 15 yard fumble return for a touchdown by reserve linebacker Johnny Rembert and an NFL Playoff record tying four field goals by veteran placekicker Tony Franklin.

And those, quite frankly, were just a few of the many heroes that New England had in mustering its first playoff win in the NFL and its first playoff win in 22 years.

New England was in arrears just a couple of times in the game, both coming in the second quarter—a 7-3 score five seconds into the second quarter when Hector caught an 11 yard touchdown pass from quarterback Ken O'Brien, followed by a Pat Leahy PAT kick; and 7-6 after Franklin made a 41 yard field goal 4:04 into the second quarter.

New England scored 17 points on the four Jets turnovers (two touchdowns, one field goal).

The Jets were held to just 58 yards rushing in 21 carries for a 2.8 average and a long gain of seven yards) and the Patriots ran for 99 yards in 39 carries for a 2.5 average with a long of 12 yards (both Craig James and Tony Eason had 12 yard runs). Freeman McNeil led the Jets in rushing with 41 yards on 16 carries and Craig James led the Patriots with 49 yards on 22 carries.

New England Patriots	3	10	10	3-26
New York Jets	0	7	7	0-14

1st—9:40—NE—Franklin 33 FG

2nd—0:05—NY—Hector 11 pass from O'Brien (Leahy kick)

2nd—4:04—NE—Franklin 41 FG

2nd—13:38—NE—Morgan 36 pass from Eason (Franklin kick)

3rd—8:36—NE—Franklin 20 FG

3rd—8:51—NE—Rembert 15 fumble return (Franklin kick)

3rd—14:03—NY—Shuler 12 pass from Ryan (Leahy kick)

4th—11:47—NE—Franklin 26 FG

**Rushing:** NE—C. James 22-49, Collins 11-36, Eason 6-14; NY—McNeil 16-41, Hector 4-13, O'Brien 1-4.

**Receiving:** NE—Morgan 4-62, Fryar 2-47, C. James 2-36, Dawson 2-20, Collins 2-14; NY—Toon 9-93, Walker 4-54, Shuler 5-53, McNeil 3-13, Hector 1-11, Klever 1-9.

**Passing:** NE—Eason 12-16-179, 1 TD, 0 INTs; NY—O'Brien 13-17-149, 1 TD, 1 INT; Ryan 10-17-84, 1 TD, 1 INT.

Team Stats	NE	NY
First Downs	12	15
3rd Downs	3/14	5/13
Total Yards	258	240
Rushing Yards	99	58
Passing Yards	159	182
Sacks-Yards	5-51	3-20
Punts	5-40.0	5-38.4
Penalties	1-10	6-48
Fumbles	2-0	3-2
Time of Poss.	31:47	28:13
Actual: 70,958 (sold: 76,891)		

## January 5, 1986—LA Coliseum New England 27, LA Raiders 20 (AFC Playoff)

LOS ANGELES, CA.—The Patriots took advantage of three fumbles lost and three interceptions in defeating the homestanding Los Angeles Raiders, 27-20.

The Patriots scored their first touchdown, a 13-yd pass to Dawson, thanks to a fumble recovery by rookie defensive back Jim Bowman (on the Los Angeles 21 yard line).

The Raiders narrowed the score to 7-3, due in big part to a blocked punt against Patriots kicker Rich Camarillo. The ball was recovered on the New England 16 yard line, and four plays later, Matt Bahr had a 29 yard field goal. The Raiders did take a 10-7 lead on their next possession, when quarterback Marc Wilson found rookie Jesse Hester for a 16 yard score.

Los Angeles went in front, 17-7, when Mosi Tatupu fumble was recovered at the New England 19. Three plays later, Marcus Allen took a pitch right for an 11 yard touchdown. But the Patriots hustled back, making it 17-10, on an 80-yard, 10-play drive that ended with James sweeping the left corner behind a block by John Hannah for a two yard touchdown run.

Lippett's second interception of the day gave the Patriots a 45 yard field goal and a 17-17 score. But the Raiders had the lead at halftime, 20-17, on a 32 yard field goal by Bahr. The rest of the scoring was done by the Patriots—a 32 yard field goal by Franklin 54 yards and 12 plays after Fred Marion had recovered a fumble on the New England 32 yard line and then right after that a fumble recovery in the endzone by Bowman off the kickoff return, thus making it 27-20.

New England Patriots	7	10	10	0-27
Los Angeles Raiders	3	17	0	0-20

1st—4:34—NE—Dawson 13 pass from Eason (Franklin kick)

1st—10:13—LA—Bahr 29 FG

2nd—4:21—LA—Hester 16 pass from Wilson (Bahr kick)

2nd—6:07—LA—Allen 11 run (Bahr kick)

2nd—11:22—NE—C. James 2 run (Franklin kick)

2nd—13:15—NE—Franklin 45 FG

2nd—14:54—LA—Bahr 32 FG

3rd—13:49—NE—Franklin 32 FG

3rd—14:03—NE—Bowman fumble recovery in EZ on KO (Franklin kick)

**Rushing:** NE—C. James 23-104, Collins 9-18, Weathers 9-18, Tatupu 4-17, Fryar 1-3, Eason 3-(-4); LA—Allen 22-121, Hawkins 4-33, Wilson 1-9.

**Receiving:** NE—C. James 3-48, D. Ramsey 2-34, Morgan 1-22, Dawson 1-13, Collins 1-8, LA—Christensen 4-78, Williams 3-33, Hester 1-16, Allen 3-8.

**Passing:** NE—Eason 7-14-117, 1 TD, 0 INTs; C. James 1-1-8, 0 TDs, 0 INTs; LA—Wilson 11-27-135, 1 TD, 3 INTs.

Team Stats	NE	LA
First Downs	15	17
3rd Downs	8/16	3/9
Total Yards	254	298
Rushing Yards	156	163
Passing Yards	98	124
Sacks-Yards	2-11	3-27
Punts	5-45.0	2-34.0
Penalties	6-45	6-53
Fumbles	3-2	5-3
Time of Poss.	36:59	23:01
Actual: 88,936 (sold: 89,289)		

## January 12, 1986—Orange Bowl New England 31, Miami 14 (AFC Championship)

MIAMI, FL.—The 18-game losing streak to the Miami Dolphins at the Orange Bowl is now a thing of the past, thanks to a 31-14 win for the AFC Championship. The Dolphins had a 7-3 lead 21 seconds into the second quarter, but the visitors then reeled off the next 21 points—on a four yard touchdown pass to Tony Collins from Tony Eason 4:50 into the second quarter, a one yard TD pass from Eason to Derrick Ramsey 9:35 into the second and a two yard TD pass from Eason to Robert Weathers 3:02 into the third quarter.

New England Patriots	3	14	7	7-31
Miami Dolphins	0	7	0	7-14

1st—6:40—NE—Franklin 23 FG

2nd—0:21—M—Johnson 10 pass from Marino (Revez kick)

2nd—4:50—NE—Collins 4 pass from Eason (Franklin kick)

2nd—9:35—NE—D. Ramsey 1 pass from Eason (Franklin kick)

3rd—3:02—NE—Weathers 2 pass from Eason Franklin kick)

4th—0:32—M—Nathan 10 pass from Marino (Revez kick)

4th—7:26—NE—Tatupu 1 run (Franklin kick)

**Rushing:** NE—C. James 22-105, Weathers 16-87, Collins 12-61, Tatupu 6-9, Eason 3-(-7); M—Carter 6-56, Davenport 3-6, Nathan 2-4, Bennett 1-2, Marino 1-0.

**Receiving:** NE—Morgan 2-30, D. Ramsey 3-18, Collins 3-15, Tatupu 1-6, Weathers 1-2; M—Nathan 5-57, Hardy 3-52, Duper 3-45, Clayton 3-41, Davenport 3-23, Johnson 1-10, Moore 1-10, Rose 1-10.

**Passing:** NE—Eason 10-12-71, 3 TDs, 0 INTs; M—Marino 20-48-248, 2 TDs, 2 INTs.

Team Stats	NE	M
First Downs	21	18
3rd Downs	7/16	3/10
Total Yards	326	302
Rushing Yards	255	68
Passing Yards	71	234
Sacks-Yards	1-14	0-0
Punts	5-40.2	4-41.3
Penalties	2-15	4-35
Fumbles	2-2	5-4
Time of Poss.	39:51	20:09
Actual: 74,978 (sold: 76,270)		

## January 26, 1986—Superdome Chicago 46, New England 10 (Super Bowl XX)

NEW ORLEANS—The Patriots led early, but Chicago controlled thereafter and took a 46-10 victory in each team's first Super Bowl appearance.

Don Blackmon caused a Walter Payton fumble that Larry McGrew recovered at Chicago's 19-yard line on the game's second play, leading to Tony Franklin's 36-yard field goal at 1:19 (the fastest score in Super Bowl history). The Bears, however, scored the next 44 points.

Quarterback Steve Grogan replaced starter Tony Eason in the second quarter. Grogan fared better, but was intercepted twice and sacked four times for 33 yards, including a safety. His eight-yard TD pass to Irving Fryar was the only touchdown allowed by Chicago in three playoff appearances.

Chicago Bears	13	10	21	2-46
New England Patriots	3	0	0	7-10

1st—1:19—NE—Franklin 36 FG  
 1st—5:40—C—Butler 28 FG  
 1st—13:34—C—Butler 24 FG  
 1st—14:37—C—Suhey 11 run (Butler kick)  
 2nd—7:36—C—McMahon 2 run (Butler kick)  
 2nd—15:00—C—Butler 24 FG  
 3rd—7:38—C—McMahon 1 run (Butler kick)  
 3rd—8:44—C—Phillips 28 interception return (Butler kick)  
 3rd—11:38—C—Perry 1 run (Butler kick)  
 4th—1:46—NE—Fryar 8 pass from Grogan (Franklin kick)  
 4th—9:24—C—Safety, Grogan tackled by Waechter in end zone (Butler kick)

**Rushing:** NE—Collins 3-4, Weathers 1-3, Grogan 1-3, C.James 5-1, Hawthorne 1-(-4); C—Payton 22-61, Suhey 11-52, Sanders 4-15, Gentry 3-15, McMahon 5-14, Thomas 2-8, Perry 1-1, Fuller 1-1.

**Receiving:** NE—Morgan 7-70, Starring 2-39, Fryar 2-24, Collins 2-19, D.Ramsey 2-16, C.James 1-6, Weathers 1-3, C—Gault 4-129, Gentry 2-41, Margerum 2-36, Moorehead 2-22, Suhey 1-24, Thomas 1-4.

**Passing:** NE—Eason 0-6-0, 0 TDs, 0 INTs, Grogan 17-30-177, 1 TD, 2 INTs; C—McMahon 12-20-256, 0 TDs, 0 INTs, Fuller 0-4-0, 0 TDs, 0 INTs, Perry 0-0-0, 0 TDs, 0 INTs.

Team Stats	C	NE
First Downs	23	12
3rd Downs	7/14	1/10
Total Yards	408	123
Rushing Yards	167	7
Passing Yards	256	177
Sacks-Yards	7-61	3-15
Punts	4-43.3	6-43.8
Penalties	5-35	7-40
Fumbles	3-2	4-4
Time of Poss.	39:15	20:45
Actual: 73,818 (sold: 73,818)		

### FOR THE RECORD...

The Patriots have played 13 years with and 13 years without All-Pro guard John Hannah. They are 100-91-0 with Hannah (52.4%) and 74-90-9 without Hannah (43.1%). Also: all but three of the team's top 10 career rushers played with Hannah. And of the 76 100-plus games by Patriots backs, 48 have come with Hannah in the lineup.

### FOR THE RECORD...

In season openers, the Patriots are 7-10 at home and 4-5 away for an 11-15 mark. Since Sullivan Stadium (formerly Schaefer Stadium) was built in 1971, the Patriots have opened the season at home in all but two seasons—1982 (win at Baltimore) and in 1984 (win at Buffalo). The Patriots are 5-8 in opening games at Sullivan Stadium.



# 1985 OFFENSIVE STATISTICS

(Regular Season Only)	Patriots	Opponent
TOTAL FIRST DOWNS	294	284
Rushing	126	92
Passing	153	168
Penalty	15	24
3rd Down: Made/Att.	83/223 37%	74/227 33%
4th Down: Made/Att.	4/10 40%	5/15 33%
TOTAL NET YARDS	5499	4714
Avg. Per Game	343.7	294.6
Total Plays	1061	1042
Avg. Per Play	5.18	4.52
NET YARDS RUSHING	2331	1655
Avg. Per Game	145.7	103.4
Total Rushes	565	466
NET YARDS PASSING	3168	3059
Avg. Per Game	198.0	191.2
Tackled/Yards Lost	39/315	51/334
Gross Yards	3483	3393
Attempts/Completions	457/255	525/262
Pct. of Completions	55.8	49.9
Had Intercepted	22	23
PUNTS/AVERAGE	92/42.9	97/40.5
NET PUNTING AVG.	33.7	32.5
PENALTIES/YARDS	114/842	83/699
FUMBLES/BALL LOST	37/20	35/24
TOUCHDOWNS	41	32
Rushing	15	15
Passing	20	14
Returns	6	3

## SCORE BY PERIODS

	1	2	3	4	OT	Total
PATRIOTS	54	115	44	149	0	362
Opponents	75	64	56	92	3	290

## SCORING

	TDR	TDP	TDRt	PAT	FG	SAF	TP
Franklin				40/41	24/30		112
Fryar	1	7	2				60
CJames	5	2					42
Collins	3	2					30
Morgan		5					30
Jones		2	1				18
Grogan	2						12
Tatupu	2						12
Eason	1						6
Weathers	1						6
Hawthorne		1					6
DRamsey		1					6
Tippett			1				6
Rembert			1				6
Clayborn			1				6
Blackmon						2	4
PATRIOTS TOTAL	15	20	6	40/41	24/30	2	362
Opp. Total	15	14	3	30/32	22/25	1	290

## FIELD GOALS

	1-19	20-29	30-39	40-49	50+	Total
Franklin	1/1	7/9	9/9	5/9	2/2	24/30
Patriots Total	1/1	7/9	9/9	5/9	2/2	24/30
Opp. Total	0/0	8/8	6/8	6/7	2/2	22/25

**FIELD GOALS:** Franklin: (24 for 30) **(34)**; (); **(32)**; **(47,20)**; **(29,33,47wl)**; **(20wr)**; **(19,44)**; **(35,50,49,28wr)**; **(38)**; **(41,30)**; (); (41wl, **23,28**); **(35)**; **(38,47wl,50,22)**; **(22,49)**; **(25,42wr,30)**

(**BOLD** = GOOD, b = blocked, w = wide, s = short)

## PASSING

	Att.	Comp.	Yds.	Pct.	TD	Int.	LG	Lost/Att.
Eason	299	168	2156	56.2	11	17	90t	229/28
Grogan	156	85	1311	54.5	7	5	56	86/11
CJames	2	2	16	100.0	2	0	11t	0/0
PATRIOTS TOTAL	457	255	3483	55.8	20	22	90t	315/39
Opp. Total	525	262	3393	49.9	14	23	88t	334/51

## RUSHING

	No.	Yds.	Avg.	LG	TD
C. James .....	263	1227	4.7	65t	5
Collins .....	163	657	4.0	28	3
Weathers .....	41	174	4.2	42t	1
Tatupu .....	47	152	3.2	11	2
Eason .....	22	70	3.2	23	1
Grogan .....	20	29	1.5	12	2
Fryar .....	7	27	3.9	13	1
Morgan .....	1	0	0.0	0	0
Franklin .....	1	-5	-5.0	-5	0
PATRIOTS TOTAL .....	565	2331	4.1	65t	15
Opp. Total .....	466	1655	3.6	24	15

## RECEIVING

	No.	Yds.	Avg.	LG	TD
Collins .....	52	549	10.6	49	2
Morgan .....	39	760	19.5	50t	5
Fryar .....	39	670	17.2	56	7
DRamsey .....	28	285	10.2	26	1
CJames .....	27	360	13.3	90t	2
Jones .....	21	237	11.3	29t	2
Starring .....	16	235	14.7	40	0
Dawson .....	17	148	8.7	26	0
DWilliams .....	9	163	18.1	30	0
Hawthorne .....	3	42	14.0	28t	1
Weathers .....	2	18	9.0	13	0
Tatupu .....	2	16	8.0	15	0
PATRIOTS TOTAL .....	255	3483	13.7	90t	20
Opp. Total .....	262	3393	13.0	88t	14

## INTERCEPTIONS

	No.	Yds.	Avg.	LG	TD
Marion .....	7	189	27.0	83	0
Clayborn .....	6	80	13.3	38	1
RJames .....	4	51	12.8	39	0
Lippett .....	3	93	31.0	58	0
Blackmon .....	1	14	14.0	14	0
McGrew .....	1	0	0.0	0	0
McSwain .....	1	0	0.0	0	0
PATRIOTS TOTAL .....	23	427	18.6	83	1
Opp. Total .....	22	243	11.0	38t	2

## PUNTING

	No.	Yds.	Avg.	TB	In 20	LG	Blk.
Camarillo .....	92	3953	43.0	13	17	75	0
PATRIOTS TOTAL .....	92	3953	43.0	13	17	75	0
Opp. Total .....	97	3925	40.5	11	26	64	0

## PUNT RETURNS

	No.	FC	Yds.	Avg.	LG	TD
Fryar .....	37	15	520	14.1	85t	2
RJames .....	2	0	13	6.5	13	0
Starring .....	2	0	0	0.0	0	0
Marion .....	0	1	0	0.0	0	0
Bowman .....	1	0	-3	-3.0	-3	0
PATRIOTS TOTAL .....	42	16	530	12.6	85t	2
Opp. Total .....	56	7	597	10.7	46	0

## KICKOFF RETURNS

	No.	Yds.	Avg.	LG	TD
Starring .....	48	1012	21.1	53	0
Fryar .....	3	39	13.0	24	0
Jones .....	3	37	12.3	20	0
Weathers .....	1	18	18.0	18	0
Hawthorne .....	1	13	13.0	13	0
CJames .....	1	0	0.0	0	0
PATRIOTS TOTAL .....	57	1119	19.6	53	0
Opp. Total .....	77	1434	18.6	58	0

# FINAL PLAYOFF STATISTICS

	Patriots	Opponent
TOTAL FIRST DOWNS .....	60	73
Rushing .....	30	30
Passing .....	27	42
Penalty .....	3	1
3rd Down: Made/Att. ....	19/56 34%	18/46 39%
4th Down: Made/Att. ....	3/3 100%	1/7 14%
TOTAL NET YARDS .....	961	1248
Avg. Per Game .....	240.3	312.0
Total Plays .....	250	254
Avg. Per Play .....	3.8	4.9
NET YARDS RUSHING .....	517	456
Avg. Per Game .....	129.3	114.0
Total Rushes .....	158	110
NET YARDS PASSING .....	444	781
Avg. Per Game .....	111.0	195.3
Tackled/Yards Lost .....	13/108	11/91
Gross Yards .....	552	872
Attempts/Completions .....	79/47	133/46
Pct. of Completions .....	59.5	49.6
Had Intercepted .....	2	7
PUNTS/AVERAGE .....	21/42.3	15/39.9
NET PUNTING AVG. ....	34.7	36.1
PENALTIES/YARDS .....	14/105	23/211
FUMBLES/BALL LOST .....	11/8	16/11
TOUCHDOWNS .....	10	11
Rushing .....	2	5
Passing .....	6	5
Returns .....	2	1

## SCORE BY PERIODS

	1	2	3	4	OT	Total
PATRIOTS .....	16	34	27	17	—	94
Opponents .....	16	41	28	9	—	94

## SCORING

	TDR	TDP	TDRt	PAT	FG	SAF	TP
Franklin .....				10-10	8-10		34
C. James .....	1						6
Tatupu .....	1						6
Morgan .....		1					6
Dawson .....		1					6
Collins .....		1	1				6
D. Ramsey .....		1					6
Weathers .....		1					6
Fryar .....		1					6
Rembert .....			1				6
Bowman .....			1				6
PATRIOTS TOTAL ...	2	6	2	10-10	8-10		94
Opp. Total .....	5	5	1	11-11	5-7		94

## FIELD GOALS

	1-19	20-29	30-39	40-49	50+	Total
Franklin .....	0-0	3-3	3-3	2-4	0-0	8-10
Patriots Total .....	0-0	3-3	3-3	2-4	0-0	8-10
Opp. Total .....	0-0	4-4	1-2	0-1	0-0	5-7

**FIELD GOALS:** Franklin: (8 for 10) (**33,41,20,41wl,26**); (**45,32**); (**23,41wl**); (**36**).  
(**BOLD** = GOOD, b = blocked, w = wide, s = short)

## PASSING

	Att.	Comp.	Yds.	Pct.	TD	Int.	LG	Lost/Att.
Eason .....	48	29	367	60.4	5	0	39	9/75
Grogan .....	30	17	177	56.7	1	2	24	4/33
C. James .....	1	1	8	100.0	0	0	8	0/0
PATRIOTS TOTAL .....	79	47	552	59.5	6	2	39	13/108
Opp. Total .....	133	66	872	49.6	5	7	60	11/91

## RUSHING

	No.	Yds.	Avg.	LG	TD
C.James .....	72	259	3.6	16	1
Collins .....	35	119	3.4	14	0
Weathers .....	26	108	4.2	45	0
Tatupu .....	10	26	2.6	22	1
Eason .....	12	3	0.3	12	0
Fryar .....	1	3	3.0	3	0
Grogan .....	1	3	3.0	3	0
Hawthorne .....	1	-4	-4.0	-4	0
PATRIOTS TOTAL .....	158	517	3.3	45	2
Opp. Total .....	110	456	4.1	23	5

## RECEIVING

	No.	Yds.	Avg.	LG	TD
Morgan .....	14	184	13.1	36t	1
Collins .....	8	56	7.0	11	1
D.Ramsey .....	7	68	9.7	29	1
C.James .....	6	90	15.0	24	0
Fryar .....	4	71	17.8	39	1
Dawson .....	3	33	11.0	13t	1
Starring .....	2	39	19.5	24	0
Weathers .....	2	5	2.5	3	1
Tatupu .....	1	6	6.0	6	0
PATRIOTS TOTAL .....	47	552	11.7	39	6
Opp. Total .....	66	872	13.2	60	5

## INTERCEPTIONS

	No.	Yds.	Avg.	LG	TD
Marion .....	3	69	23.0	26	0
Lippett .....	2	1	0.5	1	0
Veris .....	1	18	18.0	18	0
Clayborn .....	1	0	0.0	0	0
PATRIOTS TOTAL .....	7	88	12.6	26	0
Opp. Total .....	2	75	37.5	47	1

## PUNTING

	No.	Yds.	Avg.	TB	In 20	LG	Bk.
Camarillo .....	21	889	42.3	5	3	62	1
PATRIOTS TOTAL .....	21	889	42.3	5	3	62	1
Opp. Total .....	15	598	39.9	1	4	52	0

## PUNT RETURNS

	No.	FC	Yds.	Avg.	LG	TD
Fryar .....	6	0	34	5.7	12	0
R.James .....	2	2	2	1.0	2	0
Marion .....	0	1	0	0.0	0	0
PATRIOTS TOTAL .....	8	3	36	4.5	12	0
Opp. Total .....	8	3	67	8.4	16	0

## KICKOFF RETURNS

	No.	Yds.	Avg.	LG	TD
Starring .....	13	284	21.8	37	0
Jones .....	3	20	6.7	11	0
PATRIOTS TOTAL .....	16	304	19.0	37	0
Opp. Total .....	22	371	16.9	50	0

# 1985 AWARDS

RAYMOND BERRY	UPI AFC Coach of the Year, Pro Football Writers AFC Coach of the Year, <i>Football News</i> AFC Coach of the Year, NFL Coach of the Year- <i>College and Pro Newsweekly</i> , "101" AFC Coach of the Year, Massachusetts State Police Junior Olympics Man of the Year, Lombardi Committee NFL Coach of the Year, New England Press Photographers Assn. Good Guy Award.
JIM CARR	Hall of Fame at Charleston College (alma mater).
DON SHINNICK	Hall of Fame at San Pedro, Ca. Sportswalk.
PETE BROCK	Ed Block annual award (for courage after injury).
RAYMOND CLAYBORN	AFC-Pro Bowl (second team), AP All-NFL (honorable mention), UPI All-AFC (second team), <i>College and Pro Football Newsweekly</i> All-Pro (second team), NEA All-NFL (second team).
IRVING FRYAR	AFC-Pro Bowl kickoff return, AP All-Pro (second team), <i>College and Pro Football Newsweekly</i> All-Pro (second team, kick returner), NBC AFC Superteams Competition.
STEVE GROGAN	Had high school stadium named after him (Ottawa, KS); 1776 Quarterback Club Co-MVP.
JOHN HANNAH	All-NFL 25 years (1960-1984), All-NFL Team, AFC-Pro Bowl (first team), <i>Football News</i> All-AFC, AP All-NFL (first team), UPI All-AFC (first team), <i>College and Pro Football Newsweekly</i> All-Pro Team (first team), NBC AFC Superteams Competition, AP All-Pro (first team), NEA All-NFL (second team), Pro Football Writers All-Pro, <i>The Sporting News</i> All-Pro, Alabama Sportswriters Pro Athlete of Year.
BRIAN HOLLOWAY	AFC-Pro Bowl (first team), All-AFC (Football News), AP All-Pro (second team), UPI All-AFC (second team), <i>College and Pro Football Newsweekly</i> All-Pro Team (second team), NBC AFC Superteams Competition.
CRAIG JAMES	AFC-Pro Bowl (second team), AP All-NFL (honorable mention), NBC Superstars Competition, 1776 Quarterback Club Co-MVP.
FRED MARION	AP All-NFL (honorable mention), UPI All-AFC (second team), <i>College and Pro Football Newsweekly</i> All-Pro team (first team), AFC Pro Bowl (second team), NBC AFC Superteams Competition, AFC-Pro Bowl (second team), AFC Defensive Player of the Week (Nov. 11), AFC Defensive Player of the Month (November), 1776 Quarterback Club Unsung Hero.
STEVE NELSON	AFC-Pro Bowl (first team), AP All-NFL (honorable mention), UPI All-AFC (second team), <i>College and Pro Football Newsweekly</i> All-Pro (second team), NBC AFC Superteams Competition.
KEN SIMS	1776 Quarterback Club Jim Lee Hunt Award (top lineman for year, selected by the coaching staff).
MOSI TATUPU	1776 Quarterback Club Special Teams Award.
ANDRE TIPPETT	All-NFL (selected by AP, NEA and Pro Football Writers Association), AFC-Pro Bowl (first team), Dr. Z. ( <i>Sports Illustrated</i> ), <i>Football News</i> All-AFC, AP All-Pro (first team), UPI All-AFC (first team), UPI AFC Defensive Player of the Year, <i>NY Daily News</i> Defensive Player of the Year, <i>College and Pro Football Newsweekly</i> All-Pro Team (first team), "101" AFC Defensive Player of the Year, NBC AFC Superteams Competition, NBC Superstars Competition, Big Brothers/Big Sisters-Turns Neutralizer of the Year, NEA Defensive Player of the Year, AP-AFC (first team), NEA All-NFL Team (first team), Pro Football Writers Assn. All-Pro, <i>The Sporting News</i> All-Pro, AFC Defensive Player of the Month (December), <i>Football Digest</i> All-Pro.
GARIN VERIS	UPI All-Rookie, Pro Football Writers All-Rookie, 1776 Quarterback Club Rookie of the Year.
ROBERT WEATHERS	Miller Lite Patriots Man of the Year, 1776 Quarterback Club Citizenship Award.

# HOW THE PATRIOTS WERE BUILT

YEAR	DRAFT	TRADES	FREE AGENTS/ WAIVERS	
1974	NELSON (2b)			
1975	Grogan (5)			
1976	BROCK (1b)			
1977	CLAYBORN (1a) MORGAN (1b)			
1978	Tatupu (8b)			
1979	—			
1980	JAMES, R. (4) MCGREW (2)			
1981	BLACKMON (4) COLLINS (2) DAWSON (8b) HOLLOWAY (1) WOOTEN (6)		CAMARILLO (FA)	
1982	Haley (2c)** Ingram (4b) Jones (3a) MARION (5) SIMS (1)* TIPPETT (2b) Weathers, R. (2a) Weishuhn (3b)* Williams, L. (1b)		OWENS (FA)	
1983	Creswell (5a) EASON (1) JAMES, C. (7a) LIPPETT (8) MOORE (3b) Ramsey, T. (10c) Rembert (4) Starring (3a) Williams, T. (10b)	Ramsey, D. (Raiders)	Reynolds (FA)	
1984	Fairchild (5) FRYAR (1) Gibson (6) Jordan (2 Supp.)** Williams, D. (7b)* Williams, E. (2) Williams, J. (3)*	FRANKLIN (Phil.) Hawthorne (Pitts.) McSwain (Atlanta)	Morris (FA) Robinson (W-Atlanta)	
1985	Bowman (2b) Matich (1)* Phelan (4b)* Thomas (2c) Toth (4a)* Veris (2a)		Plunkett (FA)	
1986	Baty (8) Colton (9) Dupard (1) Gieselmann (4) Glenn (2b) Jones, Cl. (10) McAulay (12) McDonald (7a) Robinson, G. (5) Ruth (2a) Thomas (11) Williams, B. (7b)		Baker Barnwell Benyola Black Brown Calabria Cappuccio Carbone Chapman Chavez Coffey Connor Doig Drain Fahey Grymes Hart Hawkins Hensley Hodge Hoffman Jackson Kosor	LeBlanc Linne Mills Napier O'Malley Paquette Peavey Poole Profit Sealby Randall Shield Shinnick Smith Starnes Thomas White Windham Wingate Woods Woolfolk Wynter

NOTE: PLAYERS IN CAPS WERE STARTERS IN 1985.

(Julius Adams started 12 reg. season games—has retired; John Hannah started 14 games—has retired)

\*denotes on IR at end of the season (9).

\*\*denotes on Non-Football Injury list at end of season (2).



# 1985 INDIVIDUAL GAME BY GAME RUSHING

Player	9-8 vs. GB	9-15 at Bears	9-22 at Bills	9-29 vs. LA	10-6 at Browns	10-13 vs. Bills	10-20 vs. NYJ	10-27 at TB	11-3 vs. Miami	11-10 vs. Colts	11-17 at Sea.	11-24 at NYJ	12-1 at Indy	12-8 vs. Det	12-16 at Miami	12-22 vs. Cin	12-28 at NYJ	1-5 at LA	1-12 at Miami	1-26 vs. Chi	Player Totals
<b>Collins</b>																					
Runs	14	7	8	17	6	5	7	10	11	12	11	11	13	10	11	10	11	9	12	3	198
Yds.	63	19	25	43	16	24	26	55	49	42	36	33	64	61	44	57	36	18	61	4	776
Avg.	4.5	2.7	3.1	2.5	2.7	4.8	3.7	5.5	4.5	3.5	33.3	3.0	4.9	6.1	4.0	5.7	3.3	2.0	5.1	1.3	3.9
<b>C. James</b>																					
Runs	12	7	18	12	12	7	22	15	23	18	15	14	19	26	18	25	22	23	22	5	335
Yds.	99	5	69	49	66	6	94	96	119	92	45	108	64	115	58	142	49	104	105	1	1,486
Avg.	8.2	0.7	3.8	4.1	5.5	0.9	4.3	6.4	5.2	5.1	3.0	7.7	3.1	4.4	3.2	5.7	2.2	4.5	4.8	0.2	4.4
<b>Tatupu</b>																					
Runs	5	0	4	1	2	6	1	7	3	1	0	1	4	3	3	6	0	4	6	0	57
Yds.	16	0	15	-1	3	37	6	23	16	2	0	-2	5	11	12	9	0	17	9	0	178
Avg.	3.2	0.0	3.8	-1.0	1.5	6.2	6.0	3.3	5.3	2.0	0.0	-2.0	1.3	3.7	4.0	1.5	0.0	4.3	1.5	0.0	3.1
<b>Weathers</b>																					
Runs	5	2	6	2	4	5	1	4	1	2	0	0	2	3	1	3	0	9	16	1	67
Yds.	15	3	15	6	15	15	0	12	6	3	0	0	6	18	8	52	0	18	87	3	282
Avg.	3.0	1.5	2.5	3.0	3.8	3.0	0.0	3.0	6.0	1.5	0.0	0.0	3.0	6.0	8.0	17.3	0.0	2.0	5.4	3.0	4.2
<b>Fryar</b>																					
Runs	1	0	2	0	0	0	1	1	0	0	1	1	0	0	0	0	0	1	DNP	0	8
Yds.	13	0	3	0	0	0	1	2	0	0	8	0	0	0	0	0	0	3		0	30
Avg.	13.0	0.0	1.5	0.0	0.0	0.0	1.0	2.0	0.0	0.0	8.0	0.0	0.0	0.0	0.0	0.0	0.0	3.0		0.0	3.8

<b>Eason</b>		4	0	2	0	1	1	0	0	0	0	4	5	3	0	2	6	3	3	0	34
Runs		2	0	-5	0	9	0	0	0	0	0	35	-3	11	0	21	14	-4	-7	0	73
Yds.		0.5	0.0	-2.5	0.0	9.0	0.0	0.0	0.0	0.0	0.0	8.8	-0.6	3.7	0.0	10.5	2.3	-1.3	-2.3	0.0	2.1
Avg.																					
<b>Grogan</b>		DNP	DNP	DNP	DNP	DNP	1	8	1	2	3	4	DNP	DNP	DNP	DNP	DNP	DNP	DNP	1	21
Runs		—	—	—	—	—	0	2	9	13	2	3	—	—	—	—	—	—	—	3	32
Yds.		—	—	—	—	—	0.0	0.3	9.0	6.5	1.5	0.8	—	—	—	—	—	—	—	3.0	1.5
Avg.																					
<b>Franklin</b>		0	0	0	0	0	0	0	0	0	0	1	0	0	0	0	0	0	0	0	1
Runs		0	0	0	0	0	0	0	0	0	0	-5	0	0	0	0	0	0	0	0	-5
Yds.		0	0	0	0	0	0	0	0	0	0	-5.0	0.0	0.0	0.0	0.0	0.0	0.0	0.0	0.0	-5.0
Avg.		0.0	0.0	0.0	0.0	0.0	0.0	0.0	0.0	0.0	0.0	0.0	0.0	0.0	0.0	0.0	0.0	0.0	0.0	0.0	0.0
<b>Morgan</b>		0	0	0	0	0	0	0	0	0	0	0	0	0	1	0	0	0	0	0	1
Runs		0	0	0	0	0	0	0	0	0	0	0	0	0	0	0	0	0	0	0	0
Yds.		0	0	0	0	0	0	0	0	0	0	0	0	0	0	0	0	0	0	0	0
Avg.		0.0	0.0	0.0	0.0	0.0	0.0	0.0	0.0	0.0	0.0	0.0	0.0	0.0	0.0	0.0	0.0	0.0	0.0	0.0	0.0
<b>Hawthorne</b>		0	0	0	0	0	0	0	0	0	0	0	0	0	0	0	0	0	0	1	1
Runs		0	0	0	0	0	0	0	0	0	0	0	0	0	0	0	0	0	0	-4	-4
Yds.		0	0	0	0	0	0	0	0	0	0	0	0	0	0	0	0	0	0	0	0
Avg.		0.0	0.0	0.0	0.0	0.0	0.0	0.0	0.0	0.0	0.0	0.0	0.0	0.0	0.0	0.0	0.0	0.0	0.0	-4.0	-4.0
<b>Totals</b>		41	16	40	32	25	25	40	38	40	36	32	43	45	34	46	39	49	59	11	723
Runs		208	27	122	97	109	82	129	197	203	141	87	136	216	122	281	99	156	255	7	2,848
Yds.		5.1	1.2	3.1	3.1	4.4	3.3	3.2	5.2	5.1	3.9	2.7	5.6	4.8	3.6	6.1	2.5	3.2	4.3	0.6	3.9
Avg.																					

# 1985 INDIVIDUAL GAME BY GAME PASS RECEIVING

Player	9-8	9-15	9-22	9-29	10-6	10-13	10-20	10-27	11-3	11-10	11-17	11-24	12-1	12-8	12-16	12-22	12-28	1-5	1-12	1-26	Player Totals
	vs. GB	at Bears	at Bills	vs. LA	at Browns	vs. Bills	vs. NYJ	at TB	vs. Miami	vs. Colts	at Sea.	at NYJ	at Indy	vs. Det	at Miami	vs. Cin	at NYJ	at LA	at Miami	vs. Chi	
<b>Morgan</b>																					
Rec.	DNP	1	0	2	6	4	3	3	0	7	0	0	4	2	3	4	4	1	2	7	53
Yds.		5	0	40	140	60	71	55	0	120	0	0	63	24	61	121	62	22	30	70	944
Avg.		5.0	0.0	20.0	23.3	15.0	23.7	18.3	0.0	17.1	0.0	0.0	15.8	12.0	20.3	30.3	15.5	22.0	15.0	10.0	17.8
<b>Fryar</b>																					
Rec.	1	0	2	3	1	6	4	2	3	2	5	3	3	2	2	0	2	0	DNP	2	43
Yds.	25	0	33	55	21	132	67	49	55	12	82	28	66	20	25	0	47	0		24	741
Avg.	25.0	0.0	16.5	18.3	21.0	22.0	16.8	24.5	18.3	6.0	16.4	9.3	22.0	10.0	12.5	0.0	23.5	0.0		12.0	17.2
<b>D. Ramsey</b>																					
Rec.	1	5	5	2	2	0	0	1	1	0	1	4	2	3	1	0	0	2	3	2	35
Yds.	11	51	39	12	28	0	0	10	8	0	15	51	14	25	21	0	0	34	18	16	353
Avg.	11.0	10.2	7.8	6.0	14.0	0.0	0.0	10.0	8.0	0.0	15.0	12.8	7.0	8.3	21.0	0.0	0.0	17.0	6.0	8.0	10.0
<b>Collins</b>																					
Rec.	4	3	4	4	6	4	1	6	4	0	1	3	4	1	4	3	2	1	3	2	60
Yds.	43	16	23	69	65	19	5	109	47	0	1	-3	81	16	46	12	14	8	15	19	885
Avg.	10.8	5.3	5.8	17.3	10.9	4.8	5.0	18.2	11.8	0.0	1.0	-1.0	20.3	16.0	11.5	4.0	7.0	8.0	5.0	9.5	14.8
<b>D. Williams</b>																					
Rec.	5	3	0	0	1	0	0	0	0	0	0	0	0	0	0	0	0	IR	IR	IR	9
Yds.	94	46	0	0	23	0	0	0	0	0	0	0	0	0	0	0	0				163
Avg.	18.8	15.3	0.0	0.0	23.0	0.0	0.0	0.0	0.0	0.0	0.0	0.0	0.0	0.0	0.0	0.0	0.0				18.1
<b>Jones</b>																					
Rec.	5	2	0	1	0	1	1	1	0	0	4	5	0	1	0	0	0	0	0	0	21
Yds.	31	26	0	18	0	21	9	8	0	0	42	68	0	14	0	0	0	0	0	0	237
Avg.	6.2	13.0	0.0	18.0	0.0	21.0	9.0	8.0	0.0	0.0	10.5	13.6	0.0	14.0	0.0	0.0	0.0	0.0	0.0	0.0	11.3



## 1985 INDIVIDUAL GAME BY GAME PASSING

	Tony Eason			Steve Grogan			Craig James		
	Att.	Com.	Yds.	Att.	Com.	Yds.	Att.	Com.	Yds.
9-8 vs. Green Bay	28	21	241	Did Not Play			0	0	0
TDs/INTs/%age	1	1	75.0				0	0	0.0
9-15 at Chicago	35	15	234	Did Not Play			0	0	0
TDs/INTs/%age	1	3	42.8				0	0	0.0
9-22 at Buffalo	21	12	100	Did Not Play			1	1	5
TDs/INTs/%age	1	1	57.1				1	0	100.0
9-29 vs. LA Raiders	36	13	200	Did Not Play			0	0	0
TDs/INTs/%age	3	36.1		0			0	0.0	
10-6 at Cleveland	38	20	304	Did Not Play			0	0	0
TDs/INTs/%age	1	1	52.6				0	0	0.0
10-10 vs. Buffalo	16	8	65	19	15	282	0	0	0
TDs/INTs/%age	0	2	50.0	1	0	78.9	0	0	0.0
10-20 vs. NY Jets	0	0	0	32	11	171	0	0	0
TDs/INTs/%age	0	0	0.0	1	1	34.4	0	0	0.0
10-27 at Tampa Bay	0	0	0	21	14	237	1	1	11
TDs/INTs/%age	0	0	0.0	1	0	66.7	1	0	100.0
11-3 vs. Miami	0	0	0	31	14	188	0	0	0
TDs/INTs/%age	0	0	0.0	1	3	45.2	0	0	0.0
11-10 vs. Colts	0	0	0	22	13	190	0	0	0
TDs/INTs/%age	0	0	0.0	2	0	59.1	0	0	0.0
11-17 at Seattle	0	0	0	27	15	198	0	0	0
TDs/INTs/%age	0	0	0.0	2	1	56.0	0	0	0.0
11-24 at NY Jets	34	23	221	4	3	45	0	0	0
TDs/INTs/%age	1	0	68.0	0	0	75.0	0	0	0.0
12-1 at Colts	28	20	293	ON IR			0	0	0
TDs/INTs/%age	3	1	71.4				0	0	0.0
12-8 vs. Detroit	22	14	136	ON IR			0	0	0
TDs/INTs/%age	1	1	64.0				0	0	0.0
12-16 at Miami	26	14	217	ON IR			0	0	0
TDs/INTs/%age	1	3	53.8				0	0	0.0
12-22 vs. Bengals	15	8	145	ON IR			0	0	0
TDs/INTs/%age	1	1	53.3				0	0	0.0
12-28 at NY Jets	16	12	179	ON IR			0	0	0
TDs/INTs/%age	1	0	75.0				0	0	0.0
1-5 at LA Raiders	14	7	117	Did Not Play			1	1	8
TDs/INTs/%age	1	0	50.0				0	0	100.0
1-12 at Miami	12	10	71	Did Not Play			0	0	0
TDs/INTs/%age	3	0	83.3				0	0	0.0
1-26 vs. Chicago	6	0	0	30	17	177	0	0	0
TDs/INTs/%age	0	0	0.0	1	2	56.6	0	0	0.0
Player Totals	347	197	2523	186	102	1488	3	3	24
Percentage	16	17	56.8	8	7	54.8	2	0	100.0

**Tom Ramsey** Did Not Play any games in 1985

## 1985 INDIVIDUAL GAME BY GAME PUNTING

### Rich Camarillo

	No.	Yds	Avg
9-8 vs. Green Bay	4	191	47.7
9-15 at Chicago	11	514	46.7
9-22 at Buffalo	7	341	48.7
9-29 vs. LA Raiders	9	403	44.8
10-6 at Cleveland	4	182	45.5
10-13 vs. Buffalo	6	229	38.2
10-20 vs. NY Jets	7	272	38.9
10-27 at Tampa Bay	3	131	43.7
11-3 vs. Miami	5	197	39.4
11-10 vs. Colts	6	219	36.5
11-17 at Seattle	7	313	44.7
11-24 at NY Jets	9	414	46.0
12-1 at Indianapolis	4	156	39.0
12-8 vs. Detroit	3	109	36.3
12-16 at Miami	4	165	41.3
12-22 vs. Bengals	3	117	39.0
12-28 at NY Jets	5	200	40.0
1-5 at LA Raiders	5	225	45.0
1-12 at Miami	5	201	40.2
1-26 vs. Chicago	6	263	43.8

# 1985 INDIVIDUAL GAME BY GAME PUNTING (BY KICK)

RICH CAMARILLO:

	9-8	9-15	9-22	9-29	10-6	10-13	10-20	10-27	11-3	11-10	11-17	11-24	12-1	12-8	12-16	12-22	12-28	1-5	1-12	1-26
	vs. GB	at Bears	at Bills	vs. LA	at Browns	vs. Bills	vs. NYJ	at TB	vs. Miami	vs. Colts	at Sea.	at NYJ	at Indy	vs. Det	at Miami	vs. Cin	at NYJ	at LA	at Miami	vs. Chi
FIRST HALF	45	46	47	47	46	51	26	43	36	32	57	46	18	33	44	35	43	43	27	48
	57	75	44	48	43	12	48	48	35	40	43	37	37	36	42		26	49	44	48
		35	43	52		42	42			23	36	42	49		46		46	47	48	17
		34					41			20	40	37								
		45								60										
										44										
SECOND HALF	45	38	51	48	38	39	29	40	39		52	52	52	40	33	55	54	50	33	62
	44	52	49	41	55	56	51		52		38	41				27	31	36	49	37
		41	57	30		29	35		35		47	74								51
		51	50	50								44								
		45		38								51								
		52																		
Total Punts	4	11	7	9	4	6	7	3	5	6	7	9	4	3	4	3	5	5	5	6
Total Yards	191	514	341	403	182	229	272	131	197	219	313	414	156	109	165	117	200	225	201	263
Average	47.7	46.7	48.7	44.8	45.5	38.2	38.9	43.7	39.4	36.5	44.7	46.0	39.0	36.3	41.3	39.0	40.0	45.0	40.2	43.8



# 1985 PATRIOTS' OFFENSIVE STATISTICS GAME BY GAME

(Bold = Best regular season only)

	9-8	9-15	9-22	9-29	10-6	10-13	10-20	10-27	11-3	11-10	11-17	11-24	12-1	12-8	12-16	12-22	12-28	1-5	1-12	1-26
	vs. GB	at Bears	at Bills	vs. LA	at Browns	vs. Bills	vs. NYJ	at TB	vs. Miami	vs. Colts	Sea.	at NYJ	at Indy	vs. Det	at Miami	vs. Cin.	at NYJ	vs. LA	at Miami	vs. Chicago
First Downs	26	10	14	13	18	18	20	18	22	17	14	21	24	23	19	17	12	15	21	12
By Rush	9	2	9	3	5	4	10	11	13	6	4	5	10	13	9	13	5	9	15	1
By Pass	16	8	3	8	13	13	7	7	9	10	10	15	13	8	9	4	6	5	6	10
By Penalty	1	0	2	2	0	1	3	0	0	1	0	1	1	2	1	0	1	5	0	1
Third Down Eff.	5/10	3/14	5/14	4/17	3/12	5/15	5/13	5/13	6/15	3/12	6/14	5/16	11/17	6/13	3/13	6/13	3/14	8/16	7/16	1/10
Fourth Down Eff.	0/0	0/0	0/0	0/1	0/2	0/0	0/1	0/1	1/1	1/1	0/1	0/0	0/0	0/0	1/1	1/1	0/0	0/0	2/2	1/1
Total Net Yards	410	206	227	287	400	400	284	420	380	297	285	399	412	352	321	419	258	254	326	123
Total Off. Plays	73	57	62	71	65	64	74	63	73	61	59	75	73	67	62	62	58	67	71	54
Avg. Yards Per Play	5.62	3.6	3.7	4.0	6.2	6.3	3.8	6.7	5.2	4.9	4.8	5.3	5.6	5.3	5.2	6.8	4.4	3.8	4.6	2.3
Net Yards Rushing	208	27	122	97	109	82	129	197	203	141	87	174	136	216	122	281	99	156	255	7
Total Rushing Plays	41	16	40	32	25	25	40	38	40	36	32	32	43	45	34	46	39	49	59	11
Avg. Per Rush	5.1	1.2	3.1	3.1	4.4	3.3	3.2	5.2	5.1	3.9	2.7	5.4	3.2	4.8	3.6	6.1	2.5	3.2	4.3	0.6
Net Yards Passing	202	179	105	190	291	318	155	223	177	156	198	225	276	136	199	138	159	98	71	116
Gross Yards Passing	241	234	105	200	304	347	171	248	188	190	198	266	293	136	217	145	179	125	71	177
Passes	28	35	22	36	38	35	32	22	31	22	27	38	28	22	26	15	16	15	12	36
Completions	21	15	13	13	20	23	11	15	14	13	15	26	20	14	14	8	12	8	10	17
Interceptions	1	3	1	3	1	2	1	0	3	0	1	0	1	1	3	1	0	0	0	2
Avg. Per Pass Play (Inc. times throw Pass.)	6.3	4.4	4.8	4.9	7.3	8.2	4.6	8.9	5.4	6.2	7.3	5.2	9.8	6.2	7.1	8.6	8.4	5.4	5.9	2.7
Punts	4	11	9	9	4	6	7	3	5	6	7	9	4	3	4	3	5	5	5	6
Average	47.7	46.7	48.7	44.8	45.5	38.2	38.9	43.7	39.4	36.5	44.7	46.0	39.0	36.3	41.3	39.0	40.0	45.0	40.2	43.8
Penalties	10	8	4	6	7	9	4	7	11	5	6	5	14	9	6	3	1	6	2	5
Yards	63	70	34	35	45	87	25	55	86	25	30	40	112	65	55	15	10	45	15	35
Fumbles	5	1	2	1	2	3	1	3	3	2	3	5	5	1	3	1	2	3	2	4
Fumbles Lost	4	1	1	1	2	2	0	2	1	1	1	2	0	0	1	1	0	2	2	4
Touchdowns	3	1	2	2	2	2	2	3	2	4	3	1	5	2	3	4	2	3	4	1
By Rush	2	0	0	0	0	0	1	2	1	1	1	0	3	1	1	3	1	1	1	0
By Pass	1	1	1	1	1	1	1	1	1	2	2	1	3	1	1	1	1	1	1	1
By Return	0	0	1	1	1	1	0	0	0	1	0	1	1	0	0	0	1	1	0	0
Extra-Point Attempts	3	1	2	2	2	2	2	3	2	4	3	1	5	2	3	4	2	3	4	1
Extra-Points Made	3	1	2	2	2	2	2	3	2	4	2	1	5	2	3	4	2	3	4	1
Field Goal Attempts	1	0	1	2	3	1	2	4	1	2	0	3	5	4	3	4	2	3	2	1
Field Goals Made	1	0	1	2	3	1	2	4	1	2	0	3	1	4	2	3	5	2	2	1
Possession Time	36:47	22:35	31:06	31:07	25:34	32:16	34:49	33:36	31:41	29:40	27:02	36:07	33:08	35:08	30:29	31:57	31:47	36:59	39:51	20:45

# 1985 OPPONENTS' OFFENSIVE STATISTICS GAME BY GAME

(Bold = Best — regular season only)

	9-8	9-15	9-22	9-29	10-6	10-13	10-20	10-27	11-3	11-10	11-17	11-24	12-1	12-8	12-16	12-22	12-28	1-5	1-12	1-26
	vs. GB	at Bears	at Bills	vs. LA	at Browns	vs. Bills	vs. NYJ	at TB	vs. Miami	vs. Colts	at Sea.	at NYJ	at Indy	vs. Det	at Miami	vs. Cin.	at NYJ	at LA	at Miami	vs. Chicago
First Downs	16	18	16	15	28	13	13	14	19	16	19	20	23	15	22	17	15	17	18	23
By Rush	3	7	2	7	10	2	3	8	5	5	8	5	10	6	5	6	3	11	3	13
By Pass	9	10	14	7	16	8	10	6	10	11	10	14	10	7	15	11	12	6	15	9
By Penalty	4	1	0	1	2	3	0	0	4	0	1	1	3	2	2	0	0	0	0	1
Third Down Eff.	2/11	5/16	2/12	3/14	6/14	2/12	3/15	2/12	6/14	4/14	9/20	6/17	5/12	4/14	6/13	9/17	5/13	3/9	3/10	7/14
Fourth Down Eff.	0/1	0/1	0/1	0/0	0/1	0/0	2/3	0/0	1/1	1/1	0/1	0/1	1/1	0/1	0/1	0/1	1/3	0/1	0/2	0/1
Total Net Yards	205	369	306	296	447	162	303	209	236	282	324	401	300	246	269	359	240	298	302	408
Total Off. Plays	55	70	59	67	76	58	60	55	65	67	78	79	59	61	67	66	60	56	62	76
Avg. Yards Per Play	3.72	5.3	5.2	4.4	5.9	2.8	5.1	3.8	3.6	4.2	4.2	5.1	5.1	4.0	4.0	5.4	4.0	5.3	4.9	5.4
Net Yards Rushing	59	160	55	144	146	72	83	79	91	103	135	110	130	105	92	91	58	163	68	167
Total Rushing Plays	19	44	20	38	41	23	24	26	29	24	30	40	29	21	32	26	21	27	13	49
Avg. Per Rush	3.1	3.6	2.8	3.8	3.6	3.1	3.5	3.0	3.1	4.3	4.5	2.8	4.5	5.0	2.9	3.5	2.8	6.0	5.2	3.4
Net Yards Passing	146	209	251	152	301	90	220	130	145	179	189	291	170	141	177	268	182	124	234	241
Gross Yards Passing	205	232	251	164	301	114	246	141	171	227	229	311	180	159	192	270	233	135	248	256
Passes	29	23	39	27	35	31	31	26	33	36	43	33	29	38	33	39	34	27	48	24
Completions	14	13	23	10	21	12	15	13	15	20	19	20	16	16	17	18	23	11	20	12
Interceptions	1	1	1	1	2	2	1	2	2	2	3	0	2	1	1	1	2	3	2	0
Avg. Per Pass Play (Inc. times throw Pass.)	4.1	8.0	6.4	5.2	8.6	2.6	6.1	4.5	4.0	4.2	3.9	7.5	6.0	3.5	5.1	6.7	4.7	4.3	4.8	8.9
Punts	6	8	9	10	2	8	5	7	5	8	6	8	4	5	2	4	5	2	4	4
Average	48.2	37.4	45.8	41.3	33.5	35.1	41.0	38.6	41.4	46.7	32.5	36.0	46.0	42.2	53.0	31.0	38.4	34.0	41.3	43.3
Penalties	5	2	10	7	8	1	6	6	1	6	7	5	5	6	2	6	6	6	4	7
Yards	43	10	80	77	5	76	77	37	10	55	50	35	35	60	9	40	48	53	35	40
Fumbles	1	1	1	3	3	3	2	0	3	3	3	2	1	2	4	3	3	5	5	3
Fumbles Lost	1	1	0	1	3	2	2	0	2	3	1	2	0	2	3	1	2	3	4	2
Touchdowns	3	2	2	5	3	0	1	2	1	2	1	1	4	0	3	2	2	2	2	5
By Rush	2	1	0	2	2	0	1	1	1	1	1	0	3	0	2	1	0	1	0	4
By Pass	1	1	2	2	1	0	0	1	0	1	0	1	1	0	1	0	2	1	2	1
By Return	0	0	0	3	0	0	0	0	0	0	0	0	0	0	0	0	0	0	0	0
Extra-Point Attempts	3	2	2	5	3	0	1	2	1	2	1	1	4	0	3	2	2	2	2	5
Extra-Points Made	2	2	2	5	3	0	1	2	1	1	1	1	4	0	3	2	2	2	2	5
Field Goal Attempts	1	2	0	0	2	1	2	0	2	0	3	3	1	2	3	3	0	3	1	3
Field Goals Made	0	2	0	0	1	1	2	0	2	0	2	3	1	2	3	3	0	3	1	3
Possession Time	23:13	37:25	28:54	28:53	34:26	27:44	25:11	26:24	28:19	30:20	32:58	33:58	26:52	24:52	29:31	28:03	28:13	23:01	20:09	39:15
Safeties	0	0	0	0	0	0	0	0	0	1	0	0	0	0	0	0	0	0	0	1

# 1985 SCORING SUMMARY

(Playoff Scoring in Bold)

## FIELD GOALS

Dist.	Player	Opponent	Date
50	Franklin	at Tampa Bay	Oct. 27
50	Franklin	vs. Detroit	Dec. 8
49	Franklin	at Tampa Bay	Oct. 27
49	Franklin	at Miami	Dec. 16
47	Franklin	vs. LA Raiders	Sept. 29
<b>45</b>	<b>Franklin</b>	<b>at LA Raiders</b>	<b>Jan. 5</b>
44	Franklin	vs. NY Jets	Oct. 20
41	Franklin	vs. Colts	Nov. 10
<b>41</b>	<b>Franklin</b>	<b>at NY Jets</b>	<b>Dec. 28</b>
38	Franklin	vs. Miami	Nov. 3
38	Franklin	vs. Detroit	Dec. 8
<b>36</b>	<b>Franklin</b>	<b>vs. Chicago</b>	<b>Jan. 26</b>
35	Franklin	at Tampa Bay	Oct. 27
35	Franklin	at Colts	Dec. 1
34	Franklin	Green Bay	Sept. 8
33	Franklin	at Cleveland	Oct. 6
<b>33</b>	<b>Franklin</b>	<b>at NY Jets</b>	<b>Dec. 28</b>
<b>32</b>	<b>Franklin</b>	<b>at LA Raiders</b>	<b>Jan. 5</b>
32	Franklin	at Buffalo	Sept. 22
30	Franklin	vs. Colts	Nov. 10
30	Franklin	vs. Bengals	Dec. 22
29	Franklin	at Cleveland	Oct. 6
28	Franklin	at NY Jets	Nov. 24
<b>26</b>	<b>Franklin</b>	<b>at NY Jets</b>	<b>Dec. 28</b>
25	Franklin	vs. Bengals	Dec. 22
23	Franklin	at NY Jets	Nov. 24
<b>23</b>	<b>Franklin</b>	<b>at Miami</b>	<b>Jan. 12</b>
22	Franklin	vs. Detroit	Dec. 8
22	Franklin	at Miami	Dec. 16
20	Franklin	vs. LA Raiders	Sept. 29
<b>20</b>	<b>Franklin</b>	<b>at NY Jets</b>	<b>Dec. 28</b>
19	Franklin	vs. NY Jets	Oct. 20

## RUSHING TOUCHDOWNS

Dist.	Player	Opponent	Date
65	C. James	vs. Green Bay	Sept. 8
42	Weathers	vs. Bengals	Dec. 22
22	C. James	at Tampa Bay	Oct. 27
16	Eason	vs. Detroit	Dec. 8
11	Collins	vs. Green Bay	Sept. 8
11	C. James	vs. Bengals	Dec. 22
9	Collins	vs. Bengals	Dec. 22
8	C. James	at Tampa Bay	Oct. 27
8	Fryar	at Seattle	Nov. 17
4	C. James	at Colts	Dec. 1
3	Grogan	vs. NY Jets	Oct. 20
2	Collins	vs. Colts	Nov. 10
<b>2</b>	<b>C. James</b>	<b>at LA Raiders</b>	<b>Jan. 5</b>
1	Grogan	vs. Miami	Nov. 3
1	Tatupu	at Colts	Dec. 1
1	Tatupu	at Miami	Dec. 16
<b>1</b>	<b>Tatupu</b>	<b>at Miami</b>	<b>Jan. 12</b>

## PASSING TOUCHDOWNS

Dist.	Rec.	Pass	Opponent	Date
90	C. James	Eason	at Chicago	Sept. 15
50	Morgan	Eason	vs. Bengals	Dec. 22
40	Fryar	Eason	vs. LA Raiders	Sept. 29
36	Fryar	Grogan	vs. NY Jets	Oct. 20
<b>36</b>	<b>Morgan</b>	<b>Eason</b>	<b>at NY Jets</b>	<b>Dec. 28</b>
29	Jones	Eason	at NY Jets	Nov. 24
28	Hawthorne	Grogan	vs. Miami	Nov. 3
25	Morgan	Eason	at Colts	Dec. 1
23	C. James	Grogan	at Seattle	Nov. 17
22	Morgan	Eason	at Cleveland	Oct. 6
19	Morgan	Grogan	vs. Indianapolis	Nov. 10
16	Fryar	Grogan	vs. Buffalo	Oct. 13
14	Morgan	Eason	at Colts	Dec. 1
13	Fryar	Grogan	at Seattle	Nov. 17
<b>13</b>	<b>Dawson</b>	<b>Eason</b>	<b>at LA Raiders</b>	<b>Jan. 5</b>
11	Collins	C. James	at Tampa Bay	Oct. 27
10	Fryar	Eason	at Miami	Dec. 16
<b>8</b>	<b>Fryar</b>	<b>Grogan</b>	<b>vs. Chicago</b>	<b>Jan. 26</b>
6	Fryar	Eason	at Colts	Dec. 1
6	D. Ramsey	Eason	vs. Detroit	Dec. 8
5	Collins	C. James	at Buffalo	Sept. 22
5	Fryar	Grogan	vs. Indianapolis	Nov. 10
<b>4</b>	<b>Collins</b>	<b>Eason</b>	<b>at Miami</b>	<b>Jan. 12</b>
3	Jones	Eason	vs. Green Bay	Sept. 8
<b>2</b>	<b>Weathers</b>	<b>Eason</b>	<b>at Miami</b>	<b>Jan. 12</b>
<b>1</b>	<b>D. Ramsey</b>	<b>Eason</b>	<b>at Miami</b>	<b>Jan. 12</b>

## OTHER SCORES

Dist.	Player	Type	Opponent	Date
85	Fryar	Punt Return	at Buffalo	Sept. 22
77	Fryar	Punt Return	vs. Indianapolis	Nov. 10
27	Clayborn	Int. Return	vs. Buffalo	Oct. 13
25	Tippett	Fumble Return	vs. LA Raiders	Sept. 29
15	Jones	Fumble Return	at Miami	Dec. 16
<b>15</b>	<b>Rembert</b>	<b>Fumble Return</b>	<b>at NY Jets</b>	<b>Dec. 28</b>
8	Blackmon	Safety	vs. Green Bay	Sept. 8
3	Blackmon	Safety	at Tampa Bay	Oct. 27
0	Rembert	Fumble Recovery	at Cleveland	Oct. 6
<b>0</b>	<b>Bowman</b>	<b>Fumble Recovery</b>	<b>at LA Raiders</b>	<b>Jan. 5</b>

### FOR THE RECORD...

The Patriots have seven games as their longest winning streak, done in 1978 (finished with an 11-5 record). They have also had six game winning streaks twice (in 1976 when the team went 11-3 and in 1985 when the team went 11-5). There have been three five-game winning streaks (1964, 1974 and 1980). The longest losing streak in the team's history has been nine games (done three times—in 1970, 1972 and 1981).

1985 PATRIOTS' OFFENSE SCORING BY PERIODS

(Playoff Totals in Bold)

Date	Opponent	1st Qtr.	2nd Qtr.	3rd Qtr.	4th Qtr.	OT
9-8	vs. Green Bay	11R	34FG 8SAF 3P	---	65R	
9-15	at Chicago	---	---	---	90P	
9-22	at Buffalo	32FG	5P	85PUNT	---	
9-29	vs. LA Raiders	47FG 40P	20FG 25FUM	---	---	
10-6	at Cleveland	---	OFUM 29FG 33FG	22P	---	
10-13	vs. Buffalo	---	---	16P	27INT	
10-20	vs. NY Jets	19FG	44FG	---	36P 3R	
10-27	at Tampa Bay	---	35FG 50FG 11P	49FG	8R 22R 3SAF	
11-3	vs. Miami	---	38FG	---	28P 1R	
11-10	vs. Indianapolis	---	19P	41FG 5P 77PUNT	2R 30FG	
11-17	at Seattle	---	8R	---	23P 13P	
11-24	at NY Jets	---	23FG	---	29P 28FG	---
12-1	at Indianapolis	6P	35FG 14P 4R	---	25P 1R	
12-8	vs. Detroit	16R	6P 38FG	---	50FG 22FG	
12-16	at Miami	10P	---	22FG	49FG 1R 15FUM	
12-22	vs. Bengals	25FG 50P	9R 30FG	---	11R 42R	
12-28	at NY Jets	33FG	41FG 36P	20FG 15FUM	26FG	
1-5	at LA Raiders	13P	2R 45FG	32FG OFUM	---	
1-12	at Miami	23FG	4P 1P	2P	1R	
1-26	vs. Chicago	36FG	---	---	8P	

Totals by Quarter

Number of FGs	4/3	12/2	3/2	5/1	0
Number of TDs	6/1	11/4	5/3	19/2	0
Number of TD Passes	4/1	6/3	3/1	7/1	0
Number of TD Rushes	2	3/1	0	10/1	0
Number of Int/Fum/Punt TDs	0	2	2/2	2	0
Safties	0	1	0	1	0

1985 OPPONENTS' OFFENSE SCORING BY PERIODS

(Playoff Totals in Bold)

Date	Opponent	1st Qtr.	2nd Qtr.	3rd Qtr.	4th Qtr.	OT
9-8	vs. Green Bay	---	1R	---	8P 23R	
9-15	at Chicago	32P	21FG	1R 28FG	---	
9-22	at Buffalo	---	16P	---	18P	
9-29	vs. LA Raiders	27INT 38P	---	OFUM	2P 38INT	
10-6	at Cleveland	9R	33P	44FG	10R	
10-13	vs. Buffalo	---	47FG	---	---	
10-20	vs. NY Jets	---	53FG	52FG	2R	
10-27	at Tampa Bay	16P 1R	---	---	---	
11-3	vs. Miami	3R	26FG	32FG	---	
11-10	vs. Indianapolis	---	18P	---	1R 3SAF	
11-17	at Seattle	---	32FG	31FG 3R	---	
11-24	at NY Jets	21FG 21FG	---	88P	---	32FG
12-1	at Indianapolis	1R	25FG 6R	---	6R 9P	
12-8	vs. Detroit	26FG	---	37FG	---	
12-16	at Miami	6P	44FR 1R	49FG	1R 47FG	
12-22	vs. Bengals	42FG	22FG	33P	30FG 8P	
12-28	at NY Jets	---	11P	12P	---	
1-5	at LA Raiders	29FG	16P 11R 32FG	---	---	
1-12	at Miami	---	10P	---	10P	
1-26	vs. Chicago	28FG 24FG 11R	2R 24FG	1R 28INT 1R	SAF	

Totals by Quarter

Number of FGs	4/3	8/2	7	2	1
Number of TDs	9/1	6/5	5/4	12/1	0
Number of TD Passes	4	3/3	2/2	5/1	0
Number of TD Rushes	4/1	3/2	2/2	6	0
Number of Int/Fum/Punt TDs	1	0	1/1	1	0

# 1985 PATRIOTS' SCORING DRIVES GAME BY GAME

(Playoffs in Bold)

Dist.	No. of Plays	Date, Opponent	Scoring Play
64	6	9-8, vs. Green Bay	11 Yd Run, Collins
4	6	9-8, vs. Green Bay	34 Yd FG, Franklin
8	1	9-8, vs. Green Bay	Safety, Blackmon
78	8	9-8, vs. Green Bay	3 Yd Pass, Jones
86	5	9-8, vs. Green Bay	65 Yd Run, C. James
90	1	9-15, at Chicago	90 Yd Pass, C. James
57	8	9-22, at Buffalo	32 Yd FG, Franklin
37	6	9-22, at Buffalo	5 Yd Pass, Collins
85	1	9-22, at Buffalo	85 Yd Punt Ret., Fryar
7	4	9-29, vs. LA Raiders	47 Yd FG, Franklin
55	5	9-29, vs. LA Raiders	40 Yd Pass, Fryar
77	9	9-29, vs. LA Raiders	20 Yd FG, Franklin
25	1	9-29, vs. LA Raiders	25 Yd Fum. Ret., Tippet
0	1	10-6, at Cleveland	Fum. Rec. in EZ, Rembert
6	4	10-6, at Cleveland	29 Yd FG, Franklin
32	7	10-6, at Cleveland	33 Yd FG, Franklin
74	9	10-6, at Cleveland	22 Yd Pass, Morgan
80	8	10-13, vs. Buffalo	16 Yd Pass, Fryar
27	1	10-13, vs. Buffalo	27 Yd Int. Ret., Clayborn
78	13	10-20, vs. NY Jets	19 Yd FG, Franklin
53	12	10-20, vs. NY Jets	44 Yd FG, Franklin
92	12	10-20, vs. NY Jets	36 Yd Pass, Fryar
65	5	10-20, vs. NY Jets	3 Yd Run, Grogan
44	9	10-27, at Tampa Bay	35 Yd FG, Franklin
-4	4	10-27, at Tampa Bay	50 Yd FG, Franklin
38	6	10-27, at Tampa Bay	11 Yd Pass, Collins
55	9	10-27, at Tampa Bay	49 Yd FG, Franklin
80	5	10-27, at Tampa Bay	8 Yd Run, C. James
64	4	10-27, at Tampa Bay	22 Yd Run, C. James
3	1	10-27, at Tampa Bay	Safety, Blackmon
59	13	11-3, vs. Miami	38 Yd FG, Franklin
80	6	11-3, vs. Miami	28 Yd Pass, Hawthorne
80	10	11-3, vs. Miami	1 Yd Run, Grogan
24	2	11-10, vs. Colts	19 Yd Pass, Morgan
-2	4	11-10, vs. Colts	41 Yd FG, Franklin
33	9	11-10, vs. Colts	5 Yd Pass, Fryar
77	1	11-10, vs. Colts	77 Yd Punt Ret., Fryar
81	8	11-10, vs. Colts	2 Yd Run, Collins
67	12	11-10, vs. Colts	30 Yd FG, Franklin
68	10	11-17, at Seattle	8 Yd Run, Fryar
79	8	11-17, at Seattle	23 Yd Pass, C. James
15	2	11-17, at Seattle	13 Yd Pass, Fryar
48	7	11-24, at NY Jets	23 Yd FG, Franklin
58	7	11-24, at NY Jets	29 Yd Pass, Jones
46	5	11-24, at NY Jets	28 Yd FG, Franklin
31	8	12-1, at Colts	6 Yd Pass, Fryar
57	12	12-1, at Colts	35 Yd FG, Franklin
14	1	12-1, at Colts	14 Yd Pass, Morgan
73	7	12-1, at Colts	4 Yd Run, C. James
71	9	12-1, at Colts	25 Yd Pass, Morgan
75	7	12-1, at Colts	1 Yd Run, Tatupu
29	5	12-8, vs. Detroit	16 Yd Run, Eason
80	11	12-8, vs. Detroit	6 Yd Pass, D. Ramsey
63	9	12-8, vs. Detroit	38 Yd FG, Franklin
45	11	12-8, vs. Detroit	50 Yd FG, Franklin
8	4	12-8, vs. Detroit	22 Yd FG, Franklin
67	7	12-16, at Miami	10 Yd Pass, Fryar
15	7	12-16, at Miami	22 Yd FG, Franklin
29	7	12-16, at Miami	49 Yd FG, Franklin
72	7	12-16, at Miami	1 Yd Run, Tatupu
15	1	12-16, at Miami	15 Yd Fum. Ret., Jones
39	6	12-22, vs. Bengals	25 Yd FG, Franklin
89	5	12-22, vs. Bengals	50 Yd Pass, Morgan
30	6	12-22, vs. Bengals	9 Yd Run, Collins
19	6	12-22, vs. Bengals	30 Yd FG, Franklin
70	5	12-22, vs. Bengals	11 Yd Run, C. James
75	7	12-22, vs. Bengals	42 Yd Run, Weathers
28	6	12-28, at NY Jets	33 Yd FG, Franklin
56	8	12-28, at NY Jets	41 Yd FG, Franklin
	6	12-28, at NY Jets	36 Yd Pass, Morgan
51	9	12-28, at NY Jets	20 Yd FG, Franklin
15	1	12-28, at NY Jets	15 Yd Fum. Ret., Rembert
3	2	12-28, at NY Jets	26 Yd FG, Franklin
21	2	1-5, at LA Raiders	13 Yd Pass, Dawson
80	10	1-5, at LA Raiders	2 Yd Run, C. James
1	4	1-5, at LA Raiders	45 Yd FG, Franklin
54	12	1-5, at LA Raiders	32 Yd FG, Franklin
0	1	1-5, at LA Raiders	Fum. Rec. in EZ, Bowman
14	6	1-12, at Miami	23 Yd FG, Franklin
66	8	1-12, at Miami	4 Yd Pass, Collins
36	7	1-12, at Miami	1 Yd Pass, D. Ramsey
25	6	1-12, at Miami	2 Yd Pass, Weathers
45	9	1-12, at Miami	1 Yd Run, Tatupu
0	4	1-26, vs. Chicago	36 Yd FG, Franklin
76	12	1-26, vs. Chicago	8 Yd Pass, Fryar



# 1985 OPPONENTS' SCORING DRIVES GAME BY GAME

(Playoffs in Bold)

Dist.	No. of Plays	Date, Opponent	Scoring Play
72	5	9-8, vs. Green Bay	1 Yd Run, Ellis
80	7	9-8, vs. Green Bay	8 Yd Pass, Coffman
44	3	9-8, vs. Green Bay	23 Yd Run, Clark
69	5	9-15, at Chicago	32 Yd Pass, McKinnon
68	13	9-15, at Chicago	21 Yd FG, Butler
51	4	9-15, at Chicago	1 Yd Run, Suhey
9	4	9-15, at Chicago	28 Yd FG, Butler
70	6	9-22, at Buffalo	16 Yd Pass, Bell
33	2	9-22, at Buffalo	18 Yd Pass, Reed
27	1	9-29, vs. LA Raiders	27 Yd Int. Ret., Hayes
71	7	9-29, vs. LA Raiders	38 Yd Pass, Williams
0	1	9-29, vs. LA Raiders	Fum. Rec. in EZ, Alzado
23	5	9-29, vs. LA Raiders	2 Yd Pass, Christensen
38	1	9-29, vs. LA Raiders	38 Yd Int. Ret., Seale
81	9	10-6, at Cleveland	9 Yd Run, Byner
79	6	10-6, at Cleveland	33 Yd Pass, Newsome
42	9	10-6, at Cleveland	44 Yd FG, Bahr
53	5	10-6, at Cleveland	10 Yd Run, Mack
-7	3	10-13, vs. Buffalo	47 Yd FG, Norwood
59	12	10-20, vs. NY Jets	53 Yd FG, Leahy
12	5	10-20, vs. NY Jets	52 Yd FG, Leahy
78	7	10-20, vs. NY Jets	2 Yd Run, Paige
68	9	10-27, at Tampa Bay	16 Yd Pass, Giles
25	7	10-27, at Tampa Bay	1 Yd Run, Wilder
79	7	11-3, vs. Miami	3 Yd Run, Davenport
50	13	11-3, vs. Miami	26 Yd FG, Reveiz
65	9	11-3, vs. Miami	32 Yd FG, Reveiz
53	9	11-10, vs. Colts	18 Yd Pass, Beach
65	12	11-10, vs. Colts	1 Yd Run, Gill
3	1	11-10, vs. Colts	Safety, Randle
13	7	11-17, at Seattle	32 Yd FG, Johnson
50	7	11-17, at Seattle	31 Yd FG, Johnson
35	8	11-17, at Seattle	3 Yd Run, Krieg
79	6	11-24, at NY Jets	21 Yd FG, Leahy
12	6	11-24, at NY Jets	21 Yd FG, Leahy
91	2	11-24, at NY Jets	88 Yd Pass, Walker
0	0	11-24, at NY Jets	32 Yd FG, Leahy
39	5	12-1, at Colts	1 Yd Run, McMillan
70	14	12-1, at Colts	25 Yd FG, Alegre
34	3	12-1, at Colts	6 Yd Run, McMillan
81	9	12-1, at Colts	6 Yd Run, McMillan
71	7	12-1, at Colts	9 Yd Pass, Bouza
48	6	12-8, vs. Detroit	26 Yd FG, Murray
52	14	12-8, vs. Detroit	37 Yd FG, Murray
39	6	12-16, at Miami	6 Yd Pass, Rose
53	10	12-16, at Miami	44 Yd FG, Reveiz
50	8	12-16, at Miami	1 Yd Run, Davenport
41	7	12-16, at Miami	49 Yd FG, Reveiz
68	7	12-16, at Miami	1 Yd Run, Davenport
39	7	12-16, at Miami	47 Yd FG, Reveiz
47	9	12-22, vs. Bengals	42 Yd FG, Breech
71	14	12-22, vs. Bengals	22 Yd FG, Breech
46	4	12-22, vs. Bengals	33 Yd Pass, Brown
34	8	12-22, vs. Bengals	30 Yd FG, Breech
68	9	12-22, vs. Bengals	8 Yd Pass, Collinsworth
<b>72</b>	<b>10</b>	<b>12-28, at NY Jets</b>	<b>11 Yd Pass, Hector</b>
<b>57</b>	<b>10</b>	<b>12-28, at NY Jets</b>	<b>12 Yd Pass, Shuler</b>
<b>4</b>	<b>4</b>	<b>1-5, at LA Raiders</b>	<b>29 Yd FG, Bahr</b>
<b>52</b>	<b>6</b>	<b>1-5, at LA Raiders</b>	<b>16 Yd Pass, Hester</b>
<b>17</b>	<b>3</b>	<b>1-5, at LA Raiders</b>	<b>11 Yd Run, Allen</b>
<b>67</b>	<b>10</b>	<b>1-5, at LA Raiders</b>	<b>32 Yd FG, Bahr</b>
<b>80</b>	<b>11</b>	<b>1-12, at Miami</b>	<b>10 Yd Pass, Johnson</b>
<b>10</b>	<b>1</b>	<b>1-12, at Miami</b>	<b>10 Yd Pass, Nathan</b>
<b>59</b>	<b>8</b>	<b>1-26, vs. Chicago</b>	<b>28 Yd FG, Butler</b>
<b>7</b>	<b>7</b>	<b>1-26, vs. Chicago</b>	<b>24 Yd FG, Butler</b>
<b>13</b>	<b>2</b>	<b>1-26, vs. Chicago</b>	<b>11 Yd Run, Suhey</b>
<b>59</b>	<b>10</b>	<b>1-26, vs. Chicago</b>	<b>2 Yd Run, McMahon</b>
<b>72</b>	<b>11</b>	<b>1-26, vs. Chicago</b>	<b>24 Yd FG, Butler</b>
<b>96</b>	<b>9</b>	<b>1-26, vs. Chicago</b>	<b>1 Yd Run, McMahon</b>
<b>28</b>	<b>1</b>	<b>1-26, vs. Chicago</b>	<b>28 Yd Int Ret., Phillips</b>
<b>37</b>	<b>6</b>	<b>1-26, vs. Chicago</b>	<b>1 Yd Run, Perry</b>
<b>5</b>	<b>1</b>	<b>1-26, vs. Chicago</b>	<b>Safety, Waechter</b>

## PATRIOTS' TOP RECEIVERS (IN TERMS OF CATCHES)

Date	Opponent	Player	Catches	Yards
9-8	vs. Green Bay	D. Williams/Jones	5	94/31
9-15	at Chicago	D. Ramsey	5	51
9-22	at Buffalo	D. Ramsey	5	39
9-29	vs. LA Raiders	Collins	4	69
10-6	at Cleveland	Morgan/Collins	6	140/65
10-13	vs. Buffalo	Fryar	6	132
10-20	vs. NY Jets	Fryar	4	67
10-27	at Tampa Bay	Collins	6	109
11-3	vs. Miami	Collins	4	47
11-10	vs. Indianapolis	Morgan	7	120
11-17	at Seattle	Fryar	5	82
11-24	at NY Jets	C. James	6	58
12-1	at Indianapolis	Collins/Starring/Morgan	4	81/53/63
12-8	vs. Detroit	D. Ramsey/Dawson	3	25/14
12-16	at Miami	Collins	4	46
12-22	vs. Bengals	Morgan	4	121
12-28	at NY Jets	Morgan	4	62
1-5	at LA Raiders	C. James	3	48
1-12	at Miami	D. Ramsey/Collins	3	18/15
1-26	vs. Chicago	Morgan	7	70

## PATRIOTS' TOP RECEIVERS (IN TERMS OF YARDS)

Date	Opponent	Player	Catches	Yards	Average
9-8	vs. Green Bay	D. Williams	5	94	18.8
9-15	at Chicago	C. James	1	90	90.0
9-22	at Buffalo	D. Ramsey	5	39	7.8
9-29	vs. LA Raiders	Collins	4	69	17.3
10-6	at Cleveland	Morgan	6	140	23.3
10-13	vs. Buffalo	Fryar	6	132	22.0
10-20	vs. NY Jets	Morgan	3	71	23.7
10-27	at Tampa Bay	Collins	6	109	18.2
11-3	vs. Miami	Fryar	3	55	18.3
11-10	vs. Indianapolis	Morgan	7	120	17.1
11-17	at Seattle	Fryar	5	82	16.4
11-24	at NY Jets	Jones	5	68	13.6
12-1	at Indianapolis	Collins	4	81	20.3
12-8	vs. Detroit	D. Ramsey	3	25	8.3
12-16	at Miami	Morgan	3	61	20.3
12-22	vs. Bengals	Morgan	4	121	30.3
12-28	at NY Jets	Morgan	4	62	15.5
1-5	at LA Raiders	C. James	3	48	16.0
1-12	at Miami	Morgan	2	30	15.0
1-26	vs. Chicago	Morgan	7	70	10.0

## PATRIOTS' TOP RUSHERS (IN TERMS OF YARDS)

Date	Opponent	Player	Carries	Yards	Average
9-8	vs. Green Bay	C. James	12	99	8.2
9-15	at Chicago	Collins	7	19	2.7
9-22	at Buffalo	C. James	18	69	3.8
9-29	vs. LA Raiders	C. James	12	49	4.1
10-6	at Cleveland	C. James	12	66	5.5
10-13	vs. Buffalo	Tatupu	6	37	6.2
10-20	vs. NY Jets	C. James	22	94	4.3
10-27	at Tampa Bay	C. James	15	96	6.4
11-3	vs. Miami	C. James	23	119	5.2
11-10	vs. Indianapolis	C. James	18	92	5.1
11-17	at Seattle	C. James	15	45	3.0
11-24	at NY Jets	C. James	14	108	7.7
12-1	at Indianapolis	C. James/Collins	19/13	64	3.1/4.9
12-8	vs. Detroit	C. James	26	115	4.4
12-16	at Miami	C. James	18	58	3.2
12-22	vs. Bengals	C. James	25	142	5.7
12-28	at NY Jets	C. James	22	49	2.2
1-5	at LA Raiders	C. James	23	104	4.5
1-12	at Miami	C. James	22	105	4.8
1-26	vs. Chicago	Collins	3	4	1.3

# PATRIOT TAKEAWAYS AND RESULT

(Playoffs in Bold)

No.	Game	Type	Player	Points	Play
1	9-8, vs. GB	Fum. Rec.	Marion	3	34 Yd FG, Franklin
2	9-8, vs. GB	INT	McGrew	0	punt
3	9-15, at Bears	Fum. Rec.	Marion	0	int
4	9-15, at Bears	INT	Marion	0	punt
5	9-22, at Bills	INT	Clayborn	0	punt
6	9-29, vs. LA	INT	Lippett	3	47 Yd FG, Franklin
7	9-29, vs. LA	Fum. Rec.	Tippett	7	25 Yd TD Ret.
8	10-6, at Cleve.	Fum. Rec.	Rembert	7	0 Yd TD Ret.
9	10-6, at Cleve.	Fum. Rec.	Tippett	0	punt
10	10-6, at Cleve.	INT	Clayborn	3	29 Yd FG, Franklin
11	10-6, at Cleve.	Fum. Rec.	Nelson	3	33 Yd FG, Franklin
12	10-6, at Cleve.	INT	Marion	0	4th down failure
13	10-13, vs. Bills	INT	R. James	0	int
14	10-13, vs. Bills	Fum. Rec.	Tippett	0	punt
15	10-13, vs. Bills	Fum. Rec.	Nelson	0	punt
16	10-13, vs. Bills	INT	Clayborn	7	27 Yd TD Ret.
17	10-20, vs. NY	INT	Clayborn	3	19 Yd FG, Franklin
18	10-20, vs. NY	Fum. Rec.	Lippett	0	punt
19	10-20, vs. NY	Fum. Rec.	Veris	7	36 Yd Pass, Fryar
20	10-27, at TB	INT	Blackmon	3	50 Yd FG, Franklin
21	10-27, at TB	INT	Marion	0	fumble
22	11-3, vs. Miami	INT	McSwain	0	int
23	11-3, vs. Miami	Fum. Rec.	Sims	0	punt
24	11-3, vs. Miami	Fum. Rec.	Nelson	0	punt
25	11-3, vs. Miami	INT	R. James	0	end of game
26	11-10, vs. Indy	INT	Marion	7	19 Yd Pass, Morgan
27	11-10, vs. Indy	Fum. Rec.	Marion	3	41 Yd FG, Franklin
28	11-10, vs. Indy	Fum. Rec.	Rembert	7	5 Yd Pass, Fryar
29	11-10, vs. Indy	Fum. Rec.	Blackmon	7	2 Yd Run, Collins
30	11-10, vs. Indy	INT	Clayborn	0	end of game
31	11-17, at Seattle	Fum. Rec.	Adams	0	punt
32	11-17, at Seattle	INT	Marion	7	8 Yd Run, Fryar
33	11-17, at Seattle	INT	Marion	7	13 Yd Pass, Fryar
34	11-17, at Seattle	INT	R. James	0	end of game
35	11-24, at NY Jets	Fum. Rec.	McGrew	0	punt
36	11-24, at NY Jets	Fum. Rec.	L. Williams	0	punt
37	12-1, at Indy	INT	R. James	7	6 Yd Pass, Fryar
38	12-1, at Indy	INT	Marion	7	14 Yd Pass, Morgan
39	12-8, vs. Detroit	Fum. Rec.	Rembert	7	16 Yd Run, Eason
40	12-8, vs. Detroit	INT	Lippett	0	punt
41	12-8, vs. Detroit	Fum. Rec.	Adams	3	22 Yd FG, Franklin
42	12-16, at Miami	INT	Clayborn	0	fumble
43	12-16, at Miami	Fum. Rec.	Veris	0	int
44	12-16, at Miami	Fum. Rec.	Blackmon	3	22 Yd FG, Franklin
45	12-16, at Miami	Fum. Rec.	Jones	7	15 Yd TD Ret.
46	12-22, vs. Bengals	Fum. Rec.	McGrew	3	25 Yd FG, Franklin
47	12-22, vs. Bengals	INT	Lippett	7	9 Yd Run, Collins
48	12-28, at NY Jets	<b>Fum. Rec.</b>	<b>R. James</b>	<b>0</b>	<b>punt</b>
49	12-28, at NY Jets	<b>INT</b>	<b>Marion</b>	<b>7</b>	<b>36 Yd Pass, Morgan</b>
50	12-28, at NY Jets	<b>Fum. Rec.</b>	<b>Rembert</b>	<b>7</b>	<b>15 Yd TD Ret.</b>
51	12-28, at NY Jets	<b>INT</b>	<b>Veris</b>	<b>3</b>	<b>26 Yd FG, Franklin</b>
52	1-5, at LA Raiders	<b>Fum. Rec.</b>	<b>Bowman</b>	<b>7</b>	<b>13 Yd Pass, Dawson</b>
53	1-5, at LA Raiders	<b>INT</b>	<b>Lippett</b>	<b>0</b>	<b>punt</b>
54	1-5, at LA Raiders	<b>INT</b>	<b>Lippett</b>	<b>3</b>	<b>45 Yd FG, Franklin</b>
55	1-5, at LA Raiders	<b>Fum. Rec.</b>	<b>Marion</b>	<b>3</b>	<b>32 Yd FG, Franklin</b>
56	1-5, at LA Raiders	<b>Fum. Rec.</b>	<b>Bowman</b>	<b>7</b>	<b>0 Yd TD Ret.</b>
57	1-5, at LA Raiders	<b>INT</b>	<b>Marion</b>	<b>0</b>	<b>punt</b>
58	1-12, at Miami	<b>Fum. Rec.</b>	<b>Veris</b>	<b>3</b>	<b>23 Yd FG, Franklin</b>
59	1-12, at Miami	<b>Fum. Rec.</b>	<b>L. Williams</b>	<b>7</b>	<b>1 Yd Pass, D. Ramsey</b>
60	1-12, at Miami	<b>Fum. Rec.</b>	<b>Hawthorne</b>	<b>7</b>	<b>2 Yd Pass, Weathers</b>
61	1-12, at Miami	<b>INT</b>	<b>Marion</b>	<b>0</b>	<b>missed 41 Yd FG, Franklin</b>
62	1-12, at Miami	<b>Fum. Rec.</b>	<b>Adams</b>	<b>7</b>	<b>1 Yd Run, Tatupu</b>
63	1-12, at Miami	<b>INT</b>	<b>Clayborn</b>	<b>0</b>	<b>punt</b>
64	1-26, vs. Chicago	<b>Fum. Rec.</b>	<b>McGrew</b>	<b>3</b>	<b>36 Yd FG, Franklin</b>
65	1-26, vs. Chicago	<b>Fum. Rec.</b>	<b>Clayborn</b>	<b>0</b>	<b>punt</b>

**SEASON TOTALS:** 47 Takeaways for 128 points (14 TDs, 10 FGs)

**PLAYOFF TOTALS:** 18 Takeaways for 64 points (7 TDs, 5 FGs)

# PATRIOT GIVEAWAYS AND RESULT

(Playoffs in Bold)

No.	Game	Type	Player	Points	Play
1	9-8, vs. GB	Fumble	Fryar	0	fumble
2	9-8, vs. GB	INT	Scott	0	punt
3	9-8, vs. GB	Fumble	Tatupu	0	punt
4	9-8, vs. GB	Fumble	Starring	7	23 Yd Run, Clark
5	9-8, vs. GB	Fumble	Collins	0	punt
6	9-15, at Bears	INT	Fencik	0	int
7	9-15, at Bears	INT	Dent	0	halftime
8	9-15, at Bears	INT	Singleton	3	28 Yd FG, Butler
9	9-15, at Bears	Fumble	Fryar	0	end of game
10	9-22, at Bills	INT	Hill	0	punt
11	9-22, at Bills	Fumble	Collins	7	18 Yd Pass, Reed
12	9-29, vs. LA	INT	Hayes	7	27 Yd TD Ret.
13	9-29, vs. LA	Fumble	C. James	7	0 Yd TD Rec., Alzado
14	9-29, vs. LA	INT	Seale	7	38 Yd TD Ret.
15	9-29, vs. LA	INT	Barnes	0	end of game
16	10-6, at Cleve.	Fumble	Morgan	0	missed FG, Bahr
17	10-6, at Cleve.	INT	Brazier	0	int
18	10-6, at Cleve.	Fumble	R. James	7	10 Yd Run, Mack
19	10-13, vs. Bills	Fumble	Collins	0	int
20	10-13, vs. Bills	INT	Burroughs	0	punt
21	10-13, vs. Bills	INT	Rhodes	3	47 Yd FG, Norwood
22	10-13, vs. Bills	Fumble	Grogan	0	punt
23	10-20, vs. NY	INT	Mehl	0	halftime
24	10-27, at TB	Fumble	Grogan	7	1 Yd Run, Wilder
25	10-27, at TB	Fumble	Grogan	0	punt
26	11-3, vs. Miami	INT	Judson	3	26 Yd FG, Reveiz
27	11-3, vs. Miami	INT	M. Brown	0	punt
28	11-3, vs. Miami	INT	L.Blackwd	0	halftime
29	11-3, vs. Miami	Fumble	C. James	0	fumble
30	11-10, vs. Indy	Fumble	C. James	0	fumble
31	11-17, at Seattle	INT	Harris	0	int
32	11-17, at Seattle	Fumble	Collins	3	32 Yd FG, Johnson
33	11-24, at NY Jets	Fumble	Grogan	3	21 Yd FG, Leahy
34	11-24, at NY Jets	Fumble	Fryar	7	88 Yd Pass, Walker
35	12-1, at Indy	INT	Anderson	0	punt
36	12-8, vs. Detroit	INT	Watkins	3	37 Yd FG, Murray
37	12-16, at Miami	INT	Black	0	int
38	12-16, at Miami	Fumble	Collins	7	6 Yd Pass, Rose
39	12-16, at Miami	INT	G.Blackwd	0	halftime
40	12-16, at Miami	INT	G.Blackwd	0	end of game
41	12-22, vs. Bengals	Fumble	C. James	0	int
42	12-22, vs. Bengals	INT	Griffin	0	punt
43	1-5, at LA Raiders	<b>Fumble</b>	<b>Tatupu</b>	<b>7</b>	<b>11 Yd Run, Allen</b>
44	1-5, at LA Raiders	<b>Fumble</b>	<b>C. James</b>	<b>0</b>	<b>fumble</b>
45	1-12, at Miami	<b>Fumble</b>	<b>R. James</b>	<b>0</b>	<b>int</b>
46	1-12, at Miami	<b>Fumble</b>	<b>R. James</b>	<b>7</b>	<b>10 Yd Pass, Nathan</b>
47	1-26, vs. Chicago	<b>Fumble</b>	<b>Eason</b>	<b>3</b>	<b>24 Yd FG, Butler</b>
48	1-26, vs. Chicago	<b>Fumble</b>	<b>C. James</b>	<b>7</b>	<b>11 Yd Run, Suhey</b>
49	1-26, vs. Chicago	<b>INT</b>	<b>Phillips</b>	<b>7</b>	<b>28 Yd TD Return</b>
50	1-26, vs. Chicago	<b>Fumble</b>	<b>Morgan</b>	<b>7</b>	<b>1 Yd Run, Perry</b>
51	1-26, vs. Chicago	<b>Fumble</b>	<b>D.Ramsey</b>	<b>0</b>	<b>punt</b>
52	1-26, vs. Chicago	<b>INT</b>	<b>Morrissey</b>	<b>0</b>	<b>4th down failure</b>

**SEASON TOTALS:** 42 Giveaways for **81** points (9 TDs, 6 FGs)

**PLAYOFF TOTALS:** 10 Giveaways for **38** points (5 TDs, 1 FGs)

# 1985 PATRIOTS' OFFENSE WITHIN THE 20 YARD LINE

Date	Opponent	In 20	TD	TD Rush	TD Pass	FG Att.	FG Made	FG Failed	Fumbles Lost	Pass/Rush Failed	Interceptions
9-8	vs. Green Bay	3	2	1	1	1	1	0	0	0	0
9-15	at Chicago	0	0	0	0	0	0	0	0	0	0
9-22	at Buffalo*	3	1	0	1	1	1	0	0	0	0
9-29	vs. LA Raiders	1	0	0	1	1	1	0	0	0	0
10-6	at Cleveland	4	0	0	0	2	2	0	1	1	0
10-13	vs. Buffalo	3	1	0	1	1	0	1	0	0	1
10-20	vs. NY Jets	2	1	1	0	1	1	0	0	0	0
10-27	at Tampa Bay	5	2	1	1	2	1	1	1	0	0
11-3	vs. Miami	1	1	1	0	0	0	0	0	0	0
11-10	vs. Colts	5	3	1	2	2	2	0	0	0	0
11-17	at Seattle	2	2	1	1	0	0	0	0	0	0
11-24	at NY Jets	3	0	0	0	2	2	0	1	0	0
12-1	at Colts	6	4	2	2	1	1	0	0	0	1
12-8	vs. Detroit*	4	2	1	1	1	1	0	0	0	0
12-16	at Miami	3	2	1	1	1	1	0	0	0	0
12-22	vs. Bengals	5	2	2	0	2	2	0	0	0	1
TOTALS		50	23	12	11	18	16	2	3	1	3
12-28	at NY Jets	4	0	0	0	4	4	0	0	0	0
1-5	at LA Raiders*	4	2	1	1	1	1	0	0	0	0
1-12	at Miami	5	4	1	3	1	1	0	0	0	0
1-26	vs. Chicago	2	1	0	1	1	1	0	0	0	0
PLAYOFF TOTALS		15	7	2	5	7	7	0	0	0	0

\* = Game or half ended with ball inside opponent's 20 yard line.

# 1985 OPPONENTS' OFFENSE WITHIN THE 20 YARD LINE

Date	Opponent	In 20	TD	TD Rush	TD Pass	FG Att.	FG Made	FG Failed	Fumbles Lost	Pass/Rush Failed	Interceptions
9-8	vs. Green Bay	3	2	1	1	1	0	1	0	0	0
9-15	at Chicago*	5	1	1	0	2	2	0	0	1	0
9-22	at Buffalo	3	2	0	2	0	0	0	0	0	1
9-29	vs. LA Raiders	1	1	0	1	0	0	0	0	0	0
10-6	at Cleveland	3	2	2	0	1	0	1	0	0	0
10-13	vs. Buffalo	1	0	0	0	1	1	0	0	0	0
10-20	vs. NY Jets	2	1	1	0	0	0	0	1	0	0
10-27	at Tampa Bay	2	2	1	1	0	0	0	0	0	0
11-3	vs. Miami	3	1	1	0	2	2	0	0	0	0
11-10	vs. Colts	2	2	1	1	0	0	0	0	0	0
11-17	at Seattle	5	1	1	0	3	2	1	0	0	1
11-24	at NY Jets	3	0	0	0	3	3	0	0	0	0
12-1	at Colts	5	4	3	1	1	1	0	0	0	0
12-8	vs. Detroit	2	0	0	0	2	2	0	0	0	0
12-16	at Miami	3	3	2	1	0	0	0	0	0	0
12-22	vs. Bengals	4	1	0	1	2	2	0	0	0	1
TOTALS		47	23	14	9	18	15	3	1	1	3
12-28	at NY Jets	2	2	0	2	0	0	0	0	0	0
1-5	at LA Raiders	4	2	1	1	2	2	0	0	0	0
1-12	at Miami	5	2	0	2	1	0	1	0	0	2
1-26	vs. Chicago	8	4	4	0	3	3	0	0	1	0
PLAYOFF TOTALS		19	10	5	5	6	5	1	0	1	2

\* = Game or half ended with ball inside Patriot's 20 yard line.



## 1985 REGULAR SEASON DEFENSIVE STATISTICS

### (Initial Hits-Assists-Totals)

1. Nelson	74-75-149	9. Clayborn	47-10-57	17. Bowman	4-3- 7
2. Marion	98-31-129	10. Rembert	33-20-53	18. Thomas	3-2- 5
3. Tippet	65-32- 97	11. Adams	25-15-40	19. Gibson	4-0- 4
4. Blackmon	56-33- 89	12. Veris	28- 3-31	20. Ingram	2-0- 2
5. R.James	67-21- 88	12. Owens	16-15-31	20. Reynolds	1-1- 2
5. McGrew	50-38- 88	14. L.Williams	16-11-27	22. E.Williams	0-0- 0
7. Lippett	65-12- 77	15. T.Williams	18- 5-23	23. Creswell	0-0- 0
8. Sims	47-18- 65	16. McSwain	14- 2-16		

**SPECIAL TEAMS TACKLES ONLY:** Tatupu (12-13-25), McSwain (13-9-22), Bowman (12-9-21), E.Williams (5-10-15), Rembert (3-11-14), Hawthorne (7-6-13), Ingram (5-8-13), Reynolds (6-6-12), D.Williams (7-5-12), Jones (8-3-11), Fairchild (1-6-7), Morris (1-4-5), Gibson (2-1-3), Franklin (2-1-3), Veris (0-2-2), Camarillo (2-0-2), Marion (1-0-1), Dawson (1-0-1).

**INTERCEPTIONS:** Marion 7; Clayborn 6 (1 TD); R.James 4; Lippett 3; McGrew 1; Blackmon 1; McSwain 1; **TOTAL:** 22.

**QB SACKS:** Tippet 16½ for -118 yards; Veris 10 for -71 yards; Blackmon 8 for -60 yards; Sims 5½ for -29 yards; Adams 5 for -22 yards; T.Williams (IR) 2 for -14 yards; Nelson 2 for -12 yards; L.Williams 1 for -8 yards; McGrew 1 for 0 yards; **TOTAL:** 51 for 337 yards.

**PASS DEFLECTIONS:** Clayborn 18; Marion 13; Lippett 11; McSwain 6; R.James 5; Blackmon 5; Tippet 3; Rembert 3; L.Williams 3; Nelson 3; Bowman 1; T.Williams (IR) 1; Adams 1; McGrew 1; Veris 1; Gibson 1; Rembert 1; **TOTAL:** 76.

**BLOCKED FG/PAT ATTEMPTS:** Blackmon 1 (PAT); Sims 1 (FG).

**OPPONENT'S FUMBLES RECOVERED:** Tippet 3 (1 TD); Nelson 3; Marion 3; Rembert 3 (1 TD); Adams 2; Veris 2; Blackmon 2; McGrew 2; Lippett 1; Sims 1; L.Williams 1; Jones 1 (TD); **TOTAL:** 24.

**FORCED FUMBLES:** R.James 3; Tippet 3; Nelson 3; Marion 2; McSwain 2; Blackmon 1; Hawthorne 1; McGrew 1; Bowman 1; Adams 1; C.James 1; **TOTAL:** 18.

## 1985 PLAYOFF STATISTICS FROM PLAY BY PLAY

### (Initial Hits-Assists-Totals)

1. R.James	21-6-27	8. Veris	10-4-14	13. Thomas	2-0-2
2. Nelson	20-6-26	9. Clayborn	7-1- 8	14. Creswell	1-0-1
3. Blackmon	15-7-22	9. L.Williams	7-1- 8	14. Reynolds	0-1-1
4. Lippett	19-2-21	9. Adams	7-1- 8	18. Bowman	0-0-0
4. McGrew	16-5-21	12. Rembert	5-0- 5	18. Ingram	0-0-0
4. Tippet	16-5-21	12. Gibson	4-1-5	18. E.Williams	0-0-0
7. Marion	14-6-20	12. Owens	4-1-5	18. McSwain	0-0-0

**SPECIAL TEAMS TACKLES ONLY:** Hawthorne (7-1-8), Rembert (4-2-6), E.Williams (2-3-5), Tatupu (2-1-3), Reynolds (1-2-3), Bowman (1-1-2), Ingram (1-1-2), Franklin (1-0-1).

**INTERCEPTIONS:** Marion 3; Lippett 2; Veris 1; Clayborn 1; **TOTAL:** 7.

**QB SACKS:** Veris 4 for -49 yards; Blackmon 3 for -18 yards; Owens 2 for -4 yards; Thomas 1 for -11 yards; Tippet 1 for -9 yards; **TOTAL:** 11 for -91 yards.

**PASS DEFLECTIONS:** Blackmon 8; Clayborn 8; Lippett 5; Marion 5; Veris 2; Adams 1; Tippet 1; **TOTAL:** 30.

**OPPONENT'S FUMBLES RECOVERED:** Bowman 2 (1 TD); Rembert 1 (TD); R.James 1; Marion 1; Veris 1; L.Williams 1; Adams 1; Hawthorne 1; Clayborn 1; McGrew 1; **TOTAL:** 11.

**FORCED FUMBLES:** Blackmon 2; Tatupu 2; Nelson 1; Rembert 1; Veris 1; L.Williams 1; Reynolds 1; McGrew 1; **TOTAL:** 10.

# 1985 TOP GAME PERFORMANCES

## INDIVIDUAL

Yards Rushing	142	Craig James vs. Cincinnati (25 attempts)
Rushing Attempts	26	Craig James vs. Detroit, 12-8 (115 yards)
TDs Rushing	2	Craig James (8 yards and 22 yards) @ Tampa Bay, 10-27.
Longest Run from Scrimmage	65t	Craig James vs. Packers, 9-8
Yards Passing	304	Tony Eason @ Cleveland, 10-6 (20-38-1, 1 TD)
Pass Completions	23	Tony Eason @ NY Jets, 11-24
TDs Passing	3	Tony Eason @ Indianapolis, 12-1
Yards Receiving	140	Stanley Morgan @ Cleveland, 10-6 (6 receptions)
Receptions	7	Stanley Morgan vs. Indianapolis, 11-10
Longest Reception	90t	Craig James @ Chicago, 9-15 (CLUB RECORD)
TDs Receiving	2	Stanley Morgan @ Indianapolis, 12-1
Field Goals	3	Tony Franklin @ Tampa Bay, 10-27 (35, 50, & 49 yards) & vs. Detroit 12-8 (38, 50 & 22 yards)
Longest Punt	75	Rich Camarillo @ Chicago, 9-15
Most Punts, Game	11	Rich Camarillo @ Chicago, 9-15 (TIES CLUB RECORD)
Most Yards Punting, Game	514	Rich Camarillo @ Chicago, 9-15 (CLUB RECORD)
Longest Punt Return	85t	Irving Fryar @ Buffalo, 9-22
Longest Kickoff Return	53	Stephen Starring @ Buffalo, 9-22

## TEAM

Total Net Yards	420	@ Tampa Bay, 10-27 (197 Rush, 223 Pass, 63 Off. Plays)
Yards Rushing	281	vs. Cincinnati 12-22
Rushing Attempts	46	vs. Cincinnati, 12-22
Rushing TDs	3	vs. Cincinnati, 12-22
Yards Passing	347	vs. Buffalo, 10-13 (23-35-2, 1 TD)
Pass Completions	26	@ NY Jets, 11-24 (Grogan 3 completions, Eason 23 completions)
TDs Passing	3	@ Indianapolis, 12-1
Total First Downs	26	vs. Packers, 9-8 (9 Rush)
Third Down Efficiency	64%	@ Indianapolis, 12-1

# 1985 PLAYOFF PERFORMANCES

## INDIVIDUAL

Yards Rushing	105	Craig James @ Miami 1-12 (22 attempts)
Rushing Attempts	23	Craig James @ LA Raiders, 1-5 (104 yards)
TDs Rushing	1	Craig James @ LA Raiders 1-5; Mosi Tatupu @ Miami 1-12
Longest Run from Scrimmage	45	Robert Weathers @ Miami, 1-12
Yards Passing	179	Tony Eason @ NY Jets, 12-28 (16-12-0, 1 TD)
Pass Completions	17	Steve Grogan vs. Chicago 1-26
TDs Passing	3	Tony Eason @ Miami 1-12
Yards Receiving	70	Stanley Morgan vs. Chicago, 1-26 (7 receptions)
Receptions	7	Stanley Morgan vs. Chicago, 1-26
Longest Reception	39	Irving Fryar @ NY Jets, 12-28
TDs Receiving	1	Stanley Morgan @ NY Jets 12-28; Lin Dawson @ LA Raiders 1-5; Tony Collins, Derrick Ramsey, Robert Weathers @ Miami 1-12; Irving Fryar vs. Chicago, 1-26
Field Goals	4	Tony Franklin @ NY Jets, 12-28 (20, 26, 33 & 41 yards). TIES NFL AND CLUB RECORD
Longest Punt	62	Rich Camarillo vs. Chicago, 1-26. <b>SUPER BOWL RECORD</b>
Most Punts, Game	6	Rich Camarillo vs. Chicago, 1-26
Most Yards Punting, Game	263	Rich Camarillo vs. Chicago, 1-26
Longest Punt Return	12	Irving Fryar vs. Chicago, 1-26
Longest Kickoff Return	37	Stephen Starring @ Miami, 1-12

## TEAM

Total Net Yards	326	@ Miami, 1-12 (255 Rush, 71 Pass, 71 Plays)
Yards Rushing	255	@ Miami 1-12
Rushing Attempts	59	@ Miami 1-12
Rushing TDs	1	@ LA Raiders 1-5 & @ Miami 1-12
Yards Passing	179	@ NY Jets, 12-28
Pass Completions	17	vs. Chicago, 1-26
TDs Passing	3	@ Miami, 1-12
Total First Downs	21	@ Miami, 1-12 (15 Rush, 6 Pass, 0 Penalty)
Third Down Efficiency	50%	@ LA Raiders, 1-5 (8 of 16)

## 1985 TURNOVER RATIO

Date	Opponent	Patriots' Def.		Opponents' Def.		Pats Diff.
		Inter.	Fum.	Inter.	Fum.	
9-8	vs. Green Bay	1	1	1	4	-3
9-15	at Chicago	1	1	3	1	-2
9-22	at Buffalo	1	0	1	1	-1
9-29	vs. LA Raiders	1	1	3	1	-2
10-6	at Cleveland	2	3	1	2	+2
10-13	vs. Buffalo	2	2	2	2	0
10-20	vs. NY Jets	1	2	1	0	+2
10-27	at Tampa Bay	2	0	0	2	0
11-3	vs. Miami	2	2	3	1	0
11-10	vs. Colts	2	3	0	1	+4
11-17	at Seattle	3	1	1	1	+2
11-24	at NY Jets	0	2	0	2	0
12-1	at Indianapolis	2	0	1	0	+1
12-8	vs. Detroit	1	2	1	0	+2
12-16	at Miami	1	3	3	1	0
12-22	vs. Bengals	1	1	1	1	0
TOTALS		23	24	22	20	+5

### PLAYOFFS

12-28	at NY Jets	2	2	0	2	+4
1-5	at LA Raiders	3	3	0	2	+4
1-12	at Miami	2	4	0	2	+4
1-26	vs. Chicago	0	2	2	4	-4
PLAYOFF TOTALS		7	11	2	8	+8

## 1985 SACKS PER GAME

Patriots' Defense		Opponent	Opponents' Defense	
No. Sacks	Yds.		No. Sacks	Yds.
7	59	vs. Green Bay	4	39
3	23	at Chicago	6	55
0	0	at Buffalo	0	0
2	12	vs. LA Raiders	3	10
0	0	at Cleveland	2	13
4	24	vs. Buffalo	4	29
5	26	vs. NY Jets	2	16
3	11	at Tampa Bay	3	25
3	26	vs. Miami	2	11
7	48	vs. Colts	3	34
5	40	at Seattle	0	0
6	20	at NY Jets	5	41
1	10	at Colts	2	17
2	18	vs. Detroit	0	0
2	15	at Miami	2	18
1	2	vs. Bengals	1	7
51	334	TOTALS	39	315
5	51	at NY Jets	3	20
2	11	at LA Raiders	3	27
1	14	at Miami	0	0
3	15	vs. Chicago	7	61
11	91	PLAYOFF TOTALS	13	108

### **FOR THE RECORD...**

The best start the Patriots have had came in 1974 when the team won its first five games (worst was in 1969 when team lost first seven). The best finish for the Patriots came in 1976 when the team won six in a row (worst finish was in 1981 when the team lost their final nine games).

# OFF/DEF LEAGUE RANKINGS — WEEK BY WEEK

**Bold = Best, Underlined = Worst**

## NFL

WEEK	TOT	OFFENSE		TOT	DEFENSE	
		RUSH	PASS		RUSH	PASS
1	<b>6</b>	<b>2</b>	14	<b>4</b>	<b>2</b>	8
2	21	15	15	9	<u>14</u>	9
3	23	16	<u>21T</u>	9	5	13T
4	<u>25</u>	<u>19</u>	19	10	9	9
5	23T	18	17	<u>11</u>	12	13
6	16	<u>19</u>	<b>11</b>	9	10	12
7	19	18	13T	9	8	<u>14</u>
8	14	15	15	5	6	<b>7</b>
9	10	9	15	7	7	<b>7</b>
10	11	10	15	<b>4</b>	6	8
11	13	13	16	7	6	8
12	11	11	15	8	7	12T
13	10	13	12	7	7	12
14	9	10	15	5	7	10
15	11	13	14	6	6	<b>7</b>
16	9	6	14	7	6	9

## AFC

WEEK	TOT	OFFENSE		TOT	DEFENSE	
		RUSH	TOT		RUSH	PASS
1	<b>4</b>	<b>1</b>	10	3	<b>2</b>	4
2	12	6	10	4	<u>7</u>	3
3	12	7	12	<u>5</u>	3	6T
4	<u>13</u>	7	11	<u>5</u>	6	4
5	<u>13</u>	7	10	<u>5</u>	<u>7</u>	<u>7</u>
6	9	3	<b>6</b>	<u>5</u>	5	6
7	10	<u>8</u>	8T	<u>5</u>	4	7
8	9	6	8	3	<b>2</b>	4
9	6	4	7	4	3	4
10	7	4	8	<b>2</b>	3	4
11	8	6	9	4	3	4
12	7	6	9	4	4	4
13	6	7	7	3	4	4
14	5	5	8	<b>2</b>	4	3
15	7	7	9	<b>2</b>	3	<b>2</b>
16	<b>5</b>	<b>2</b>	<b>9</b>	<b>3</b>	<b>3</b>	<b>3</b>

### FOR THE RECORD...

The Patriots have had their defense come through for 19 safeties over 26 seasons and the foes have tackled the Patriots 10 times. New England has had five seasons in which they have had two safeties-for, including last year when Don Blackmon set a team record by coming up with both. There have been two seasons— 1980 and 1981— in which the Patriots have given up two safeties.

# 1985 REGULAR SEASON STATISTICAL RANKINGS

## OFFENSE

	Total	AFC Rank	NFL Rank
Points Scored	362	7	10
Total Offense	5499	5	9
Yards Rushing	2331	2	6
Yards Passing	3168	9	13
First Downs	294	9	18
Fewest QB Sacks	39	6t	6t
Rushing Atts.	565	1	3
Pass Comp. Pct.	55.8	5	8
Pass Attempts	457	13	25
Pass Completions	255	11	21
Fewest Interceptions	22	6t	13t
Fewest Fumbles	37	11	22t
Fewest Lost	20	10t	20t
Fewest Penalties	114	10	22
TDs Scored	41	8	13
TDs Rushing	15	9	15t
TDs Passing	20	8t	14t
TDs Returns	6	2	4
Field Goals	24	3t	7t
Fewest Turnovers	42	12	23
Avg. Time of Possession	31:06	4	8

## DEFENSE

	Total	AFC Rank	NFL Rank
Points Allowed	290	2	6
Total Defense	4714	3	7
Yards Rushing	1655	3	6
Yards Passing	3059	3	9
First Downs	284	4	8
Most QB Sacks	51	3	10
Fewest Rushing Atts.	466	4	11
Pass Comp. Pct.	49.9	2	3
Fewest Pass Atts.	525	11	18
Fewest Pass Comp.	262	4	8
Most Interceptions	23	5t	9t
Most Fumbles	35	6t	10t
Most Recovered	24	1	2
Fewest TDs Allowed	32	2	4
Fewest TDs Rushing	15	6t	11t
Fewest TDs Passing	14	1	2
Fewest TDs Returns	3	9t	14t
Most Takeaways	47		3
Lowest Avg. Time of Possession	29:54	4	8

(t—denotes tied for ranking)

# PERFORMANCES BEST/WORST

## Patriots' Offense Best and Worst of 1985 Season (Regular Season Only)

Item	Best		Worst	
First Downs	26	Green Bay	10	at Chicago
FD By Rush	13	Mia., Det., Cin.	2	at Chicago
FD By Pass	16	Green Bay	3	at Buffalo
FD By Pen.	3	Jets	0	Six Games
3rd Down Eff.	11-17	at Indianapolis	3-14	at Chicago
4th Down Eff.	1-1	Mia., Ind., at Mia., Cin.	0-2	at Cleveland
Total Net Yds.	420	at Tampa Bay	206	at Chicago
Total Off. Plays	75	at Jets	57	at Chicago
Avg. Per Play	6.8	Cincinnati	3.6	at Chicago
Net Yards Rush	281	Cincinnati	27	at Chicago
Total Rushing Plays	46	Cincinnati	16	at Chicago
Avg. Per Rush Play	6.1	Cincinnati	1.2	at Chicago
Net Yards Pass	318	Buffalo	105	at Buffalo
Avg. Per Pass Play	9.8	at Indianapolis	4.4	at Chicago
Punts, Game	3	at Tampa, Det., Cin.	11	at Chicago
Punt Avg. Game	48.7	at Buffalo	36.3	Detroit
Pen. in Game	3	Cincinnati	14	at Indianapolis
Pen. Yds., Game	15	Cincinnati	112	at Indianapolis
TDS	5	at Indianapolis	1	at Chi., at Jets
TD Via Rush	3	Cincinnati	0	at Chi., at Buf., Rdrs., at Cle., Buf., at Jets
TD Via Pass	3	at Indianapolis	1	13 Games
TD By Ret.	1	at Buf., Rdrs., at Cle., Buf., Ind., at Mia.	0	10 Games
Poss. Time	36:47	Green Bay	22:35	at Chicago
Fum.	1	at Chi., Rdrs., Jets	5	Green Bay, at Jets
		at Ind., Det., Cin.		
Fum. Lost	0	Jets, at Ind., Det.	4	Green Bay
Com. Pass	26	at Jets	8	Cincinnati
Sacks	0	at Buf., at Sea., Det.	6-55	at Chicago
Pts. Scored	38	at Indianapolis	7	at Chicago

## Patriots' Defense Best and Worst of 1985 Season (Regular Season Only)

Item	Best		Worst	
First Downs	13	Buffalo, Jets	28	at Cleveland
FD By Rush	2	Buffalo, at Buffalo	10	at Cleve., at Ind.
FD By Pass	6	at Tampa Bay	16	at Cleveland
FD By Pen.	0	Five Games	4	Green Bay, Miami
3rd Down Eff.	2-12	at Buf., Buf., at TB	9-17	Cincinnati
4th Down Eff.	0-1	Nine Games	1-1	Miami, Ind., at Ind.
Total Net Yds.	162	Buffalo	447	at Cleveland
Total Off Plays	55	Green Bay, at Tampa Bay	79	at Jets
Avg. Per Play	2.8	Buffalo	5.9	at Cleveland
Net Yds. Rush	55	at Buffalo	160	at Chicago
Total Rushing Plays	19	Green Bay	44	at Chicago
Avg. Per Rush Play	2.8	at Buffalo, at Jets	5.0	Detroit
Net Yds. Pass	90	Buffalo	301	at Cleveland
Avg. Per Pass Play	2.6	Buffalo	8.6	at Cleveland
Punts, Game	10	Raiders	2	at Cle., at Mia.
Punting Avg. Game	31.0	Cincinnati	53.0	at Miami
Pen. in Game	10	at Buffalo	1	at Cle., at Mia.
Pen. Yds., Game	80	at Buffalo	5	at Cleveland
TDS	0	Buffalo, Detroit	5	Raiders
TD Via Rush	0	at Buf., Rdrs., Buf., at Jets, Det., Cin.	3	at Indianapolis
TD Via Pass	0	Buf., Jets, Mia., at Sea., Det.	2	at Buf., Rdrs., Cin.
TD By Ret.	0	15 Games	3	Raiders
Poss. Time	23:13	Green Bay	37:25	at Chicago
Fum.	4	at Miami	0	at Tampa Bay
Fum. Lost	3	at Cle., Ind., at Mia.	0	at Buf., at TB, at Ind.
Com. Pass	10	Raiders	23	at Buffalo
Sacks	7-59 (7-48)	Green Bay Indianapolis)	0	at Buf., at Cle.
Pts. Scored	3	Buffalo	35	Raiders

# RECORDS SET OR TIED IN 1985

## INDIVIDUAL

Most Seasons Played	15	Julius Adams (extended own mark)
Most Games Played	196	Julius Adams (extended own mark)
Highest Career Rushing Avg., (min: 450 attempts)	4.24	Tony Collins (had old mark of 4.28)
Most Passing Yards, Career	21,581	Steve Grogan (held old mark of 20,270)
Most Touchdown Passes, Career	146	Steve Grogan (held old mark of 139)
Most Interceptions Thrown, Career	167	Steve Grogan (held old mark of 162)
Most Pass Attempts, Career	2,837	Steve Grogan (held old mark of 2,681)
Most Pass Completions, Career	1,474	Steve Grogan (held old mark of 1,389)
Highest Career Passing Percentage	51.96%	Steve Grogan (held old mark of 51.81%)
Longest Pass Completion	90 yards (TD)	Tony Eason to Craig James at Chicago, 9-15-85 (88 yards, Jim Plunkett to Randy Vataha vs. Baltimore, 12-19-71)
Longest Pass Reception	90 yards (TD)	Craig James from Tony Eason at Chicago, 9-15-85 (88 yards, Randy Vataha from Jim Plunkett vs. Baltimore, 12-19-71)
Fewest Interceptions, Game (TIED)	0	Tony Eason at NY Jets, 11-24-85 (Many times)
Most Receptions, Career	351	Stanley Morgan (held old mark of 312)
Most TD Receptions, Career	47	Stanley Morgan (42, Gino Cappelletti, 1960-68)
Most Yards Receiving, Career	7,201	Stanley Morgan (held old mark of 6,441)
Highest Average Per Reception, Career	20.5	Stanley Morgan (held old mark of 20.6)
Most Punts, Game (TIED)	11	Rich Camarillo at Chicago, 9-15-85 (11, Rich Camarillo at Dallas, 11-22-84; Jim Fraser vs. NY Jets, 10-2-66)
Most Yards Punting, Game	514	Rich Camarillo at Chicago, 9-15-85 (479, Rich Camarillo at Dallas, 11-22-84)
Highest Punt Yard Average, Career (min: 100 punts)	43.2	Rich Camarillo (held old mark of 43.3)
Most Punt Yards, Season	3,953	Rich Camarillo (3,364, Rich Camarillo, 1984)
Most Punt Returns for TDs, Season (TIED)	2	Irving Fryar (Mike Haynes, 1976)
Most Punt Returns for TDs, Game (TIED)	1	Irving Fryar (at Buffalo 9-22-85, 85 yards; and vs. Indianapolis 11-10-85, 77 yards; accomplished four times prior to 1985)
Most Punt Returns for TD, Career (TIED)	2	Irving Fryar, 1984-85 (Mike Haynes, 1976-1982)
Most Kickoff Returns, Season	48	Stephen Starring (42, Ricky Smith, 1983)
Most Kickoff Returns, Game (TIED)	6	Stephen Starring at Miami, 12-16-85 (many times)
Most Fumbles, Career	61	Steve Grogan (held old mark of 54)
Most Own Fumbles Recovered, Career	21	Steve Grogan (held old mark of 19)
Most Opp. Fumbles Recovered, Career	16	Steve Nelson (15, Jim Lee Hunt, 1960-1970)
Most Opp. Fumbles Recovered for TD, Season (TIED)	1	Johnny Rembert at Cleveland, 10-6-85 (many times)
Most Opp. Fumbles Returned for TD, Season (TIED)	1	Cedric Jones at Miami, 12-16-85 (15 yards); Andre Tippett vs. LA Raiders, 9-29-85 (25 yards); (many times)
Most Safeties, Season	2	Don Blackmon (old mark 1, many players)

## TEAM

Most Victories, Season (TIED)	11	(1978, 1976)
Fewest FD By Penalty, Game (TIED)	0	accomplished six times in 1985 (many times)
Fewest FD Allowed By Penalty, Game (TIED)	0	accomplished five times in 1985 (many times)
Fewest Sacks Allowed, Game (TIED)	0	at Buffalo, 9-22-85; at Seattle, 11-17-85; vs. Detroit 12-8-85 (many times)
Fewest Sacks Recorded, Game (TIED)	0	at Buffalo, 9-22-85; at Cleveland, 10-6-85 (many times)
Most Punts, Game (TIED)	11	at Chicago, 9-15-85 (at Dallas, 11-22-84; vs. NY Jets, 10-2-66)
Most Punt Yards, Game	514	at Chicago (9-15-85) (479, at Dallas, 11-22-84)
Most Punt Yards, Season	3,953	(3,904, 1984)



Most Punt Returns for TD, Season (TIED)	2	(1976)
Most Punt Returns for TD, Game (TIED)	1	(9-22-85 at Buffalo; 11-10-8 vs. Indianapolis) (many times)
Most Penalties, Season	114	(112, 1977)
Most Penalties, Game (TIED)	14	at Indianapolis, 12-1-85 (at Cincinnati, 10-15-78)
Fewest Pass Interceptions, Game (TIED)	0	at NY Jets 11-24-85 (many times)
Most Safeties, Season (TIED)	2	(1960, 1963, 1965, 1967, 1969, 1978)

## **CONSECUTIVE RECORDS INDIVIDUAL**

Seasons Played	13	John Hannah (1973-1985)
Games Started	121	Raymond Clayborn, 9-3-78 to 12-22-85 (110, Ray Hamilton, 9-16-73 to 10-26-80)
Field Goals Made (TIED)	9	Tony Franklin, 12-16-84 to 10-6-85 (Tony Franklin, 10-7-84 to 11-4-84)
Games Field Goals Made	12	Tony Franklin, 10-7-84 to 9-8-85 (Tony Franklin 10-7-84 to 12-16-84, Gino Cappelletti 11-1-63 to 10-9-64)
Pro Bowl Appearances	8	John Hannah (1979-1985)

## **CONSECUTIVE RECORDS (TEAM)**

Series Game Patriots' Victories	7	vs. Buffalo Bills, 1-2-83 to 10-13-85 (6, vs. San Diego, 12-2-73 to 10-16-83)
---------------------------------	---	---

### ***FOR THE RECORD...***

The Patriots have drafted 482 players since coming into being in 1960, with those players coming from 182 colleges (2.65 players per school). New colleges players were taken from in the 1986 draft were: Indiana State (DB Vencie Glenn in the second round) and California-Sacramento (OL Greg Robinson in the fifth round). Boston College has had 17 players drafted by the Patriots, including Mike Ruth (NT, in second round) and Scott Gieselmann (TE, in fourth round) in the 1986 draft. Notre Dame follows with 11, then Penn State and Oklahoma with 10 each.

### ***FOR THE RECORD...***

When the Patriots and the Raiders drew 88,936 (89,289 tickets sold) in the playoff game of 1-5-86, it was the second largest turnout to see New England play—surpassed only by a pre-season game at Neyland Stadium in Knoxville, Tenn. on 8-14-82 when 93,251 saw the Patriots-Steelers (Steelers won, 24-20).

### ***FOR THE RECORD...***

Craig James has rushed for 100-plus games in seven regular season games (two more in playoffs). He has had all those regular season 100-plus games come in November and December (but never in September or October). In the seven regular season 100-plus games, he has had just one TD (that coming in his last regular season 100-plus outing—vs. Cincinnati on 12-22-85, on an 11 yard run).

# 1985 STARTING LINE-UPS GAME BY GAME — OFFENSE

## (Playoffs in Bold)

DATE	OPP	WR	LT	LG	OC	RG	RT	TE	WR	QB	FB	H-BCK/WR
9-8	vs. G.G.	Jones	Holloway	Morriss	Brock	Wooten	Moore	Dawson	Fryar	Eason	Collins	C. James
9-15	at Chicago	Jones	Holloway	Morriss	Brock	Wooten	Moore	Ramsey	D. Williams	Eason	Collins	C. James
9-22	at Buffalo	Morgan	Holloway	Hannah	Brock	Wooten	Moore	Ramsey	Fryar	Eason	Collins	Tatupu
9-29	vs. Raiders	Morgan	Holloway	Hannah	Brock	Wooten	Moore	Ramsey	Fryar	Eason	Collins	C. James
10-6	at Browns	Morgan	Holloway	Hannah	Brock	Wooten	Moore	Dawson	Fryar	Eason	Collins	C. James
10-13	vs. Bills	Morgan	Holloway	Hannah	Brock	Wooten	Moore	Dawson	Fryar	Eason	Collins	Tatupu
10-20	vs. Jets	Morgan	Holloway	Hannah	Brock	Wooten	Moore	Dawson	Fryar	Grogan	Collins	C. James
10-27	at Tampa	Morgan	Holloway	Hannah	Morriss	Wooten	Moore	Dawson	Fryar	Grogan	Collins	C. James
11-3	vs. Miami	Morgan	Holloway	Hannah	Morriss	Fairchild	Moore	Dawson	Fryar	Grogan	Collins	C. James
11-10	vs. Colts	Morgan	Holloway	Hannah	Morriss	Wooten	Moore	Dawson	Fryar	Grogan	Collins	C. James
11-17	at Seattle	Morgan	Holloway	Hannah	Morriss	Wooten	Moore	Dawson	Fryar	Grogan	Collins	C. James
11-24	at NY Jets	Jones	Holloway	Hannah	Morriss	Wooten	Moore	Dawson	Fryar	Grogan	Collins	C. James
12-1	at Colts	Morgan	Holloway	Hannah	Morriss	Fairchild	Moore	Dawson	Starring	Eason	Collins	C. James
12-8	vs. Lions	Morgan	Holloway	Hannah	Morriss	Wooten	Moore	Dawson	Fryar	Eason	Collins	C. James
12-16	at Miami	Morgan	Holloway	Hannah	Morriss	Wooten	Moore	Dawson	Fryar	Eason	Collins	C. James
12-22	vs. Cincy	Morgan	Holloway	Hannah	Brock	Wooten	Moore	Dawson	Fryar	Eason	Collins	C. James
12-28	at NY Jets	<b>Morgan</b>	<b>Holloway</b>	<b>Hannah</b>	<b>Brock</b>	<b>Wooten</b>	<b>Moore</b>	<b>Dawson</b>	<b>Fryar</b>	<b>Eason</b>	<b>Collins</b>	<b>C. James</b>
1-5	at Raiders	<b>Morgan</b>	<b>Holloway</b>	<b>Hannah</b>	<b>Brock</b>	<b>Wooten</b>	<b>Moore</b>	<b>Dawson</b>	<b>Fryar</b>	<b>Eason</b>	<b>Collins</b>	<b>C. James</b>
1-12	at Miami	<b>Morgan</b>	<b>Holloway</b>	<b>Hannah</b>	<b>Brock</b>	<b>Wooten</b>	<b>Moore</b>	<b>Dawson</b>	<b>Starring</b>	<b>Eason</b>	<b>Collins</b>	<b>C. James</b>
1-26	vs. Chicago	<b>Morgan</b>	<b>Holloway</b>	<b>Hannah</b>	<b>Brock</b>	<b>Wooten</b>	<b>Moore</b>	<b>Dawson</b>	<b>Starring</b>	<b>Eason</b>	<b>Collins</b>	<b>C. James</b>

# 1985 STARTING LINE-UPS GAME BY GAME — DEFENSIVE

## (Playoffs in Bold)

DATE	OPP	LE	NT	RE	LOLB	LILB	RIILB	ROLB	LCB	RCB	SS	FS
9-8	vs. G.B.	Sims	Owens	T. Williams	Tippett	Nelson	McGrew	Blackmon	Lippett	Clayborn	R. James	Marion
9-15	at Chicago	Sims	Owens	Veris	Tippett	Nelson	Rembert	Blackmon	Lippett	Clayborn	R. James	Marion
9-22	at Buffalo	Sims	Owens	T. Williams	Tippett	Nelson	McGrew	Blackmon	Lippett	Clayborn	R. James	Marion
9-29	vs. Raiders	Sims	Owens	T. Williams	Tippett	Nelson	McGrew	Blackmon	Lippett	Clayborn	R. James	Marion
10-6	at Browns	Sims	Owens	Adams	Tippett	Nelson	McGrew	McGrew	Lippett	Clayborn	R. James	Marion
10-13	vs. Bills	Sims	Owens	Adams	Tippett	Nelson	Rembert	McGrew	Lippett	Clayborn	R. James	Marion
10-20	vs. Jets	Sims	Owens	Adams	Tippett	Nelson	Rembert	McGrew	Lippett	Clayborn	R. James	Marion
10-27	at Tampa	Sims	Owens	Adams	Tippett	Nelson	Rembert	Blackmon	Lippett	Clayborn	R. James	Marion
11-3	vs. Miami	Sims	Owens	Adams	Tippett	Nelson	Rembert	Blackmon	Lippett	Clayborn	R. James	Marion
11-10	vs. Colts	Sims	Owens	Adams	Tippett	Nelson	McGrew	Blackmon	Lippett	Clayborn	R. James	Marion
11-17	at Seattle	Sims	Owens	Adams	Tippett	Rembert	McGrew	Blackmon	Lippett	Clayborn	R. James	Marion
11-24	at NY Jets	Sims	Owens	Adams	Tippett	Nelson	McGrew	Blackmon	Lippett	Clayborn	R. James	Marion
12-1	at Colts	Sims	Owens	Adams	Tippett	Nelson	McGrew	Blackmon	Lippett	Clayborn	R. James	Marion
12-8	vs. Lions	Veris	L. Williams	Adams	Tippett	Nelson	McGrew	Blackmon	Lippett	Clayborn	R. James	Marion
12-16	at Miami	Veris	L. Williams	Adams	Tippett	Nelson	McGrew	Blackmon	Lippett	Clayborn	R. James	Marion
12-22	vs. Cincy	Verris	L. Williams	Adams	Tippett	Nelson	McGrew	Blackmon	Lippett	Clayborn	R. James	Marion
12-28	at NY Jets	<b>Veris</b>	<b>L. Williams</b>	<b>Adams</b>	<b>Tippett</b>	<b>Nelson</b>	<b>McGrew</b>	<b>Blackmon</b>	<b>Lippett</b>	<b>Clayborn</b>	<b>R. James</b>	<b>Marion</b>
1-5	at Raiders	<b>Veris</b>	<b>L. Williams</b>	<b>Adams</b>	<b>Tippett</b>	<b>Nelson</b>	<b>McGrew</b>	<b>Blackmon</b>	<b>Lippett</b>	<b>Clayborn</b>	<b>R. James</b>	<b>Marion</b>
1-12	at Miami	<b>Veris</b>	<b>L. Williams</b>	<b>Adams</b>	<b>Tippett</b>	<b>Nelson</b>	<b>McGrew</b>	<b>Blackmon</b>	<b>Lippett</b>	<b>Clayborn</b>	<b>R. James</b>	<b>Marion</b>
1-26	vs. Chicago	<b>Veris</b>	<b>L. Williams</b>	<b>Adams</b>	<b>Tippett</b>	<b>Nelson</b>	<b>McGrew</b>	<b>Blackmon</b>	<b>Lippett</b>	<b>Clayborn</b>	<b>R. James</b>	<b>Marion</b>

# 1985 STARTING LINE-UPS — SUMMARY

## OFFENSE

WR	Morgan-17	Jones-3	
LT	Holloway-20		
LG	Hannah-18	Morriss-2	
OC	Brock-12	Morriss-8	
RG	Wooten-18	Fairchild-2	
RT	Moore-20		
TE	Dawson-18	Ramsey-2	
WR	Fryar-16	Starring-3	D. Williams-1
QB	Eason-14	Grogan-6	
RB	Collins-20		
RB	C. James-18	Tatupu-2	

## DEFENSE

LE	Sims-13	Veris-7	
NT	Owens-13	L. Williams-7	
RE	Adams-16	T. Williams-3	Veris-1
LOLB	Tippett-20		
LILB	Nelson-19	Rembert-1	
RILB	McGrew-15	Rembert-5	
ROLB	Blackmon-18	McGrew-2	
LCB	Lippett-20		
RCB	Clayborn-20		
SS	R. James-20		
FS	Marion-20		

## PLAYERS WHO MISSED THE GAME DUE TO INJURY

9-8	vs. Green Bay	LG John Hannah (calf), WR Stanley Morgan (hamstring).
9-15	at Chicago	LG John Hannah (calf), OC Trevor Matich (ankle), LB Larry McGrew (hip), LB E. Williams (ankle).
9-22	at Buffalo	OC Trevor Matich (ankle), LB Ed Williams (ankle), OG Tom Condon (hamstring).
9-29	vs. LA Raiders	OC Trevor Matich (ankle), LB Ed Williams (ankle), OG Tom Condon (hamstring), LB Brian Ingram (knee).
10-6	at Cleveland	OC Trevor Matich (ankle).
10-13	vs. Buffalo	DE Toby Williams (knee), LB Don Blackmon (ankle).
10-20	vs. NY Jets	LB Don Blackmon (ankle).
10-27	at Tampa Bay	LB Larry McGrew (knee).
11-3	vs. Miami	OG Ron Wooten (ankle), LB Larry McGrew (knee).
11-10	vs. Indianapolis	CB Ernest Gibson (hip), LB Steve Nelson (eye).
11-17	at Seattle	NONE
11-24	at NY Jets	CB Ernest Gibson (hip).
12-1	at Indianapolis	CB Ernest Gibson (hip), OG Ron Wooten (knee), OC Pete Brock (knees).
12-8	vs. Detroit	NT Dennis Owens (toe).
12-16	at Miami	OC Pete Brock (knees).
12-22	vs. Bengals	NONE
12-28	at NY Jets	NONE
1-5	at LA Raiders	NONE
1-12	at Miami	WR Irving Fryar (hand).
1-26	vs. Chicago	NONE

## DURATION OF 1985 GAMES

Date	Opponent	Time
9-8	vs. Green Bay	3 Hrs., 19 Min.
9-15	at Chicago	3 Hrs., 10 Min.
9-22	at Buffalo	3 Hrs., 5 Min.
9-29	vs. LA Raiders	3 Hrs., 22 Min.
10-6	at Cleveland	3 Hrs., 8 Min.
10-13	vs. Buffalo	3 Hrs., 1 Min.
10-20	vs. NY Jets	3 Hrs., 4 Min.
10-27	at Tampa Bay	3 Hrs., 8 Min.
11-3	vs. Miami	3 Hrs., 9 Min.
11-10	vs. Colts	3 Hrs., 5 Min.
11-17	at Seattle	3 Hrs., 14 Min.
11-24	at NY Jets	3 Hrs., 39 Min.
12-1	at Colts	3 Hrs., 16 Min.
12-8	vs. Detroit	3 Hrs., 1 Min.
12-16	at Miami	3 Hrs.
12-22	vs. Bengals	2 Hrs., 50 Min.
12-28	at NY Jets	3 Hrs.
1-5	at LA Raiders	3 Hrs., 2 Min.
1-12	at Miami	3 Hrs., 2 Min.
1-26	vs. Chicago	3 Hrs., 42 Min.

Ave. Game — 3 Hours, 9 Minutes and 51 Seconds

# 1985 TELEVISION RATINGS

## (Playoffs in Bold)

Date	Opponent	*Rating
Sept. 15	at Chicago	12.6
Sept. 22	at Buffalo	14.5
Sept. 29	vs. LA Raiders	11.4
Oct. 6	at Cleveland	14.8
Oct. 20	vs. NY Jets	20.4
Oct. 27	at Tampa Bay	16.2
Nov. 3	vs. Miami	22.4
Nov. 17	at Seattle	26.6
Nov. 24	at NY Jets	28.1
Dec. 1	at Indianapolis	24.3
Dec. 8	vs. Detroit	24.1
Dec. 16	at Miami	30.0
<b>Dec. 28</b>	<b>at NY Jets</b>	<b>31.4</b>
<b>Jan. 5</b>	<b>at LA Raiders</b>	<b>40.7</b>
<b>Jan. 12</b>	<b>at Miami</b>	<b>49.3</b>
<b>Jan. 26</b>	<b>vs. Chicago</b>	<b>51.3</b>

\* For Boston television with each point representing 1% of 1.9 million homes  
NOTE: This is according to the Nielsen ratings.

# TOP 10 TELEVISION RATINGS

No.	Date	Opponent	*Rating
1.	1/26/86	vs. Chicago (Super Bowl)	51.3
2.	1/12/86	at Miami (AFC Champ.)	49.3
3.	1/5/86	at LA Raiders (Playoffs)	40.7
4.	12/28/85	at NY Jets (Playoffs)	31.4
5.	12/16/85	at Miami (Monday Night)	30.0
6.	1/24/85	at NY Jets	28.1
7.	11/17/85	at Seattle	26.6
8.	12/1/85	at Indianapolis	24.3
9.	12/8/85	vs. Detroit	24.1
10.	11/3/85	vs. Miami	22.4

\* For Boston television with each point representing 1% of 1.9 million homes.  
NOTE: This is according to the Nielsen ratings.

# NUMBER OF PLAYS RUN — GAME BY GAME

(R = Rushing, P = Passing, S = Sacks suffered, T = Total)

DATE	OPPONENT	PATRIOTS' OFFENSE				OPPONENTS' OFFENSE			
		R	P	S	T	R	P	S	T
9-8	vs. Green Bay	41	28	4	73	19	29	7	55
9-15	at Chicago	16	35	6	57	44	23	3	70
9-22	at Buffalo	40	22	0	62	20	39	0	59
9-29	vs. LA Raiders	32	36	3	71	38	27	2	67
10-6	at Cleveland	25	38	2	65	41	35	0	76
10-13	vs. Buffalo	25	35	4	64	23	31	4	58
10-20	vs. NY Jets	40	32	2	74	24	31	5	60
10-27	at Tampa Bay	38	22	3	63	26	26	3	55
11-3	vs. Miami	40	31	2	73	29	33	3	65
11-10	vs. Colts	36	22	3	61	24	36	7	67
11-17	at Seattle	32	27	0	59	30	43	5	78
11-24	at NY Jets	32	38	5	75	40	33	6	79
12-1	at Colts	43	28	2	73	29	29	1	59
12-8	vs. Detroit	45	22	0	67	21	38	2	61
12-16	at Miami	34	26	2	62	32	33	2	67
12-22	vs. Bengals	46	15	1	62	26	39	1	66
<b>TOTALS</b>		<b>565</b>	<b>457</b>	<b>39</b>	<b>1061</b>	<b>466</b>	<b>525</b>	<b>51</b>	<b>1042</b>
<b>PLAYOFFS</b>									
12-28	at NY Jets	39	16	3	58	21	34	5	60
1-5	at LA Raiders	49	15	3	67	27	27	2	56
1-12	at Miami	59	12	0	71	13	48	1	62
1-26	vs. Chicago	11	36	7	54	49	24	3	76
<b>PLAYOFF TOTALS</b>		<b>158</b>	<b>79</b>	<b>13</b>	<b>250</b>	<b>110</b>	<b>133</b>	<b>11</b>	<b>254</b>

# PATRIOTS ON MONDAY NIGHTS

Although the Patriots have been involved in many exciting games of the 13-year-old Monday Night Football Series, they have been less than successful on the nationally-televised series. To date, the Patriots are 2-11 before the ABC-TV cameras. The most recent Monday night victory came on a 23-14 decision over the Denver Broncos at Foxboro on 9-29-80. The only other Patriot victory in the Monday Night Series was a 41-7 thrashing of the NY Jets, again at Foxboro, on 10-18-76. Seven of the 11 losses have been by seven points or less and three of those losses have come in overtime play. Last year, in their only Monday Night appearance, the Patriots dropped a thrilling 30-27 game to the host Miami Dolphins at the Orange Bowl on 12-16. It was a game that came down to the closing minutes.

12-16-85 MIAMI 30, Patriots 27	9-18-78 Baltimore 34, PATRIOTS 27
9-21-81 Dallas 35, PATRIOTS 21	12-18-78 MIAMI 23, Patriots 3
9-29-80 PATRIOTS 23, Denver 14	9-26-77 CLEVELAND 30, Patriots 27 (OT)
11-10-80 HOUSTON 38, Patriots 34	10-18-76 PATRIOTS 41, NY Jets 7
12- 8-80 MIAMI 16, Patriots 13 (OT)	12 1-75 MIAMI 20, Patriots 7
9- 3-79 Pittsburgh 16, PATRIOTS 13 (OT)	11- 6-72 Baltimore 24, PATRIOTS 17
10- 1-79 GREEN BAY 27, Patriots 14	

## HOME TEAM IN CAPS

The Patriots have also lost a Thursday Night game by a 39-24 mark at Miami on 11-29-79, but won the first Sunday Night Edition of the ABC Monday Night Series, beating the Raiders at Oakland, 21-14, on 9-24-78.

In the 12 games played by the Patriots the week after a Monday Night Game, the Patriots are 7-5 (7-6, including a playoff game loss in 1978). Until the Patriots lost in overtime, 27-21, at Pittsburgh on 9-27-81 after losing to Dallas, 35-21, six days earlier, the Patriots had won five of their last six games played the week following a Monday Night appearance.

# FINAL NFL STANDINGS—1985

## AFC

Eastern Division							
	W	L	T	Pct.	Pts.	OP	
**Miami	12	4	0	.750	428	320	
*NY Jets	11	5	0	.688	393	264	
*New England	11	5	0	.688	362	290	
Indianapolis	5	11	0	.313	320	386	
Buffalo	2	14	0	.125	200	381	
Central Division							
**Cleveland	8	8	0	.500	287	294	
Cincinnati	7	9	0	.438	441	437	
Pittsburgh	7	9	0	.438	379	355	
Houston	5	11	0	.313	284	412	
Western Division							
**LA Raiders	12	4	0	.750	354	308	
Denver	11	5	0	.688	380	329	
Seattle	8	8	0	.500	349	303	
San Diego	8	8	0	.500	467	435	
Kansas City	6	10	0	.375	317	360	

## NFC

Eastern Division							
	W	L	T	Pct.	Pts.	OP	
**Dallas	10	6	0	.625	357	333	
*NY Giants	10	6	0	.625	399	283	
WASHINGTON	10	6	0	.625	297	312	
Philadelphia	7	9	0	.438	286	310	
St. Louis	5	11	0	.313	278	414	
Central Division							
**Chicago	15	1	0	.938	456	198	
Green Bay	8	8	0	.500	337	355	
Minnesota	7	9	0	.438	346	359	
Detroit	7	9	0	.438	307	366	
Tampa Bay	2	14	0	.125	294	448	
Western Division							
**LA Rams	11	5	0	.688	340	277	
*San Francisco	10	6	0	.625	411	263	
New Orleans	5	11	0	.313	294	401	
Atlanta	4	12	0	.250	282	452	

\*\* Division Champion

\* Wild Card for Playoffs

Dallas won division title based on better record (3-1) vs Giants (1-3) and Washington (1-3).

Giants gained first wild card position based on better Conference record (8-4) over San Francisco (7-5) and Washington (6-6). San Francisco gained second wild card position based on head-to-head victory over Washington.

## 1985 NFL PLAYOFFS AT A GLANCE

(Attendance in parentheses; home team in capitals)

	AFC	NFC
FIRST ROUND:	Saturday, December 28, 1985 New England 26, NY JETS 14 (75,945)	Sunday, December 29, 1985 NY GIANTS 17, San Fran. 3 (75,131)
DIVISIONAL PLAYOFFS:	Saturday, January 4, 1986 MIAMI 24, Cleveland 21 (74,667) Sunday, January 5, 1986 New England 27, LA RAIDERS 20, (87,163)	Saturday, January 4, 1986 LA RAMS 20, Dallas 0 (66,581) Sunday, January 5, 1986 CHICAGO 21, NY Giants 0 (66,670)
CHAMPIONSHIP GAMES:	Sunday, January 12, 1986 New England 31, MIAMI 14 (75,662)	Sunday, January 12, 1986 CHICAGO 24, LA Rams 0 (66,030)
SUPER BOWL XX:	Sunday, January 26, 1986 Chicago 46, NEW ENGLAND 10 (73,818)	
PRO BOWL:	Sunday, February 2, 1986 NFC 28, AFC 24 (50,101)	

# PATRIOT INDIVIDUAL RECORDS

The following records relate to service with the Patriots and reflect only regular season activity; postseason playoff competition is excluded. Number of games per season 1960-1977 (14); 1978-81, (16); 1982 (9); 1983-85 (16).

## SERVICE

### MOST

Seasons—	15 Julius Adams, 1971-77, 79-85
	13 John Hannah, 1973-85
	12 Tom Neville, 1965-74, 76-77
	11 Gino Cappelletti, 1960-70
	Steve Nelson, 1974-1985
	Steve Grogan, 1975-1985
	Jim Hunt 1960-70
	Houston Antwine, 1961-71
	Jon Morris, 1964-74
	Bill Lenkaitis, 1971-81
Games—	196 Julius Adams, 1971-85
	183 John Hannah, 1973-85
	159 Tom Neville, 1965-74, 76-77
	153 Steve Nelson, 1974-1985
	152 Gino Cappelletti, 1960-70
	151 Bill Lenkaitis, 1971-81

## SCORING

### MOST POINTS

Career—	1130 Gino Cappelletti, 1960-70
	671 John Smith, 1974-82
	294 Sam Cunningham 1973-79, 81-82
	288 Stanley Morgan, 1977-85
	276 Jim Nance, 1965-71
Season—	155 Gino Cappelletti, 1964 (7-td, 38-xp*, 25-fg)
	147 Gino Cappelletti, 1961 (8-td, 48-xp, 25-fg)
	*includes one two-point conversion
Game—	129 John Smith, 1980 51 PAT, 26 FG
	28 Gino Cappelletti, vs. Hou., Dec. 18, 1965
	(2-td, 4-xp, 4-fg)
	24 Gino Cappelletti, vs. Buff., Nov. 15, 1964
	(3-td, 6-xp*)
	*includes one two-point conversion
Most Seasons Leading League—	5 Gino Cappelletti, 1961, 63-66
	2 John Smith, 1979, 1980

## TOUCHDOWNS

### MOST

Career—	49 Sam Cunningham, 1973-79, 1981-82 (43-r 6p)
	48 Stanley Morgan, 1977-84 (47-p, 1-rt)
	46 Jim Nance, 1965-71 (45-r, 1-p)
	42 Gino Cappelletti, 1960-70 (42-p)
	Larry Garron, 1960-68 (15-r, 26-p, 1-rt)
Season—	13 Stanley Morgan, 1979 (12-p, 1-rt)
	13 Steve Grogan, 1976 (12-r, 1-f)
	12 Mack Herron, 1974 (7-r, 5-p)
Game—	3 Accomplished 13 times; Most recent: Derrick Ramsey at Indianapolis, Nov. 18, 1984 (3-p)

## PAT KICKS

### MOST ATTEMPTS

Career—	353 Gino Cappelletti, 1960-70
	323 John Smith, 1974-83
Season—	51 John Smith, 1980
	50 Gino Cappelletti, 1961
	49 John Smith, 1976 and 1979
Game—	8 David Posey, vs. NY Jets, Oct. 29, 1978
	8 John Smith vs. NY Jets, Sept. 9, 1979
	7 Gino Cappelletti, vs. Buff., Oct. 22, 1961
	John Smith, vs. Oakland, Oct. 3, 1976

### MOST MADE

Career—	342 Gino Cappelletti, 1960-70
	308 John Smith, 1974-83
Season—	51 John Smith, 1980
	48 Gino Cappelletti, 1961
	46 John Smith, 1979
Game—	8 John Smith, vs. NY Jets, Sept. 9, 1979
	7 David Posey, vs. NY Jets, Oct. 29, 1978
	7 Gino Cappelletti, vs. Buff., Oct. 22, 1961



## FIELD GOALS

### MOST ATTEMPTS

Career—	333 Gino Cappelletti, 1960-70
	191 John Smith, 1974-83
Season—	39 Gino Cappelletti, 1964
	38 Gino Cappelletti, 1963
	34 John Smith, 1980
Game—	7 Gino Cappelletti, vs. Cin., Nov. 16, 1969
	Gino Cappelletti, vs. Buff., Sept. 24, 1967
	Gino Cappelletti, vs. S.D., Sept. 20, 1964
Most Seasons Leading League—	3 Gino Cappelletti, 1961, 63-64

### MOST MADE

Career—	176 Gino Cappelletti, 1960-70
	128 John Smith 1974-83
Season—	26 John Smith, 1980
	25 Gino Cappelletti, 1964
	24 Tony Franklin, 1985
	23 John Smith, 1979
Game—	6 Gino Cappelletti, vs. Den., Oct. 4, 1964
	4 Accomplished 10 times, Most recent: Tony Franklin at Denver, Nov. 4, 1984 (5 attempts)
Game (No Misses)—	6 Gino Cappelletti, vs. Denver, Oct. 4, 1964
Longest Made—	53 Gino Cappelletti, vs. NY Jets, Nov. 28, 1965
	51 Charlie Gogolak, vs. Miami, Oct. 17, 1971
	Gino Cappelletti, vs. Denver, Nov. 20, 1964

## MISCELLANEOUS SCORING

### MISSED FG RETURN FOR TD

91 Ron Burton, vs. Den., Nov. 11, 1962

### BLOCKED FG RETURN FOR TD

65 Mike Haynes at N.Y. Jets, Oct. 5, 1980

45 Larry Carwell, vs. Cin., Sept. 17, 1971

### BLOCKED PUNT FOR TD

8 Rick Sanford, vs. Balt. Nov. 18, 1979

0 Leroy Moore vs. Oakland, Nov. 17, 1961

20 Don Webb vs. San Deigo, Dec. 17, 1961

### SAFETY

Accomplished 20 times, Most recent: Don Blackmon at Tampa Bay 10-27-85

### Season—

2 Don Blackmon at Tampa Bay 10-27-85 and vs Green Bay, 9-8

(NOTE: See fumble section for scoring on fumbles)

## RUSHING

### MOST ATTEMPTS

Career—	1385 Sam Cunningham, 1973-79, 1981-82
	1323 Jim Nance, 1965-71
	888 Tony Collins, 1981-85
	820 Don Calhoun, 1975-81
	763 Larry Garron, 1960-68
Season—	299 Jim Nance, 1966
	270 Sam Cunningham, 1977
	269 Jim Nance, 1967
Game—	38 Jim Nance, vs. Oak., Oct. 30, 1966 (208 yards)
	34 Jim Nance, vs. Buff., Sept. 24, 1967 (185 yards)
	32 Tony Collins vs. NY Jets, Nov. 28, 1982 (161 yards)
Seasons Leading League—	3 Jim Nance, 1966-67, 69

### MOST YARDAGE

Career—	5453 Sam Cunningham, 1973-79, 1981-82
	5323 Jim Nance, 1965-71
	3761 Tony Collins, 1981-85
	3391 Don Calhoun, 1975-81
Season—	1458 Jim Nance, 1966
	1227 Craig James, 1985
	1216 Jim Nance, 1967
	1049 Tony Collins, 1983
Game—	212 Tony Collins, vs. NY Jets, Sept. 18, 1983 (23 att.)
	208 Jim Nance, vs. Oak., Oct. 30, 1966 (38 att.)
	185 Jim Nance, vs. Buff., Sept. 24, 1967 (34 att.)
Seasons Leading League—	2 Jim Nance, 1966-67

### LONGEST RUN FROM SCRIMMAGE—

85 Larry Garron, vs. Buff., Oct. 22, 1961 (td)

80 Carl Garrett, vs. Miami, Nov. 9, 1969 (td)

### HIGHEST AVG. GAIN

#### Career (450 Atts)—

4.24 Tony Collins, 1981-85 (888-3,761)

4.16 Carl Garrett, 1969-72 (537-2,235)

4.13 Don Calhoun, 1974-81 (820-3,391)

#### Season (100 Atts)—

5.59 Don Calhoun, 1976 (129-721)

5.45 Mosi Tatupu, 1983 (106-578)

5.04 Carl Garrett, 1969 (137-691)

Game (10 Atts)—

11.60 Larry Garron vs. Buff., Oct. 22, 1961 (10-116)  
11.36 Sam Cunningham at Buff., Oct. 20, 1974 (11-125)

## **MOST TOUCHDOWNS**

Career— 45 Jim Nance, 1965-71  
43 Sam Cunningham, 1973-79, 1981  
Season— 12 Steve Grogan, 1976  
11 Horace Ivory, 1978  
11 Jim Nance, 1966  
10 Tony Collins, 1983  
Game— 3 Mosi Tatupu at LA Rams, Dec. 11, 1983  
Tony Collins vs. NY Jets, Sept. 18, 1983  
Sam Cunningham at Buffalo, Oct. 20, 1974  
Seasons Leading League—  
1 Jim Nance, 1966

## **PASSING**

### **MOST ATTEMPTS**

Career— 2837 Steve Grogan, 1975-85  
2413 Vito (Babe) Parilli, 1961-67  
1503 Jim Plunkett, 1971-75  
Season— 473 Vito (Babe) Parilli, 1964  
431 Tony Eason, 1984  
426 Vito (Babe) Parilli, 1965  
Game— 50 Vito (Babe) Parilli vs. N.Y. Jets, Nov. 14, 1965  
48 Tom Sherman vs. K.C., Nov. 17, 1968

### **MOST COMPLETIONS**

Career— 1474 Steve Grogan, 1975-85  
1140 Vito (Babe) Parilli, 1961-67  
729 Jim Plunkett, 1971-75  
Season— 259 Tony Eason, 1984  
228 Vito (Babe) Parilli, 1964  
206 Steve Grogan, 1979  
193 Jim Plunkett, 1973  
Game— 29 Tony Eason at Indianapolis, Nov. 18, 1984  
28 Tony Eason at NY Jets, Sept. 30, 1984  
25 Ed (Butch) Songin vs. Dall. Texans, Nov. 18, 1960  
Vito (Babe) Parilli vs. K.C., Nov. 17, 1963  
Vito (Babe) Parilli vs. Oak., Oct. 16, 1964  
Steve Grogan at Buffalo, Nov. 23, 1975  
Steve Grogan at Houston, Nov. 10, 1980

### **PASSING EFFICIENCY (Pct)**

Career (500 Attempts)—  
.573 Tony Eason, 1983-85  
.520 Steve Grogan, 1975-85  
.4850 Jim Plunkett, 1971-75  
Season—  
.601 Tony Eason, 1984 (431-259)  
.600 Matt Cavanaugh, 1980 (105-63)  
(100 Attempts) .572 Steve Grogan, 1980 (306-175)  
.562 Tony Eason, 1985 (168-299)  
.554 Steve Grogan, 1983 (303-168)  
Game (20 Attempts)—  
.800 Vito (Babe) Parilli vs. Miami, Oct. 15, 1967 (20-16)  
.750 Tony Eason vs. Green Bay, Sept. 8, 1985 (28-21)  
.714 Ed (Butch) Songin vs. Dall. Texans, Nov. 18, 1960  
(35-25)  
.714 Tony Eason at Indianapolis, Dec. 1, 1985 (28-20)

Most Seasons Leading League

1 Vito (Babe) Parilli, 1961

### **MOST YARDAGE**

Career— 21,581 Steve Grogan, 1975-85  
16,747 Vito (Babe) Parilli, 1961-67  
9,932 Jim Plunkett, 1971-75  
Season— 3,465 Vito (Babe) Parilli, 1964  
3,286 Steve Grogan, 1979  
3,228 Tony Eason, 1984  
Game— 400 Vito (Babe) Parilli, vs. Oak., Oct. 16, 1964  
379 Vito (Babe) Parilli, vs. NY Jets, Dec. 17, 1966  
374 Steve Grogan, at Houston, Nov. 10, 1980  
Seasons Leading League—  
1 Vito (Babe) Parilli, 1964  
Longest Completion—  
90T Tony Eason at Chicago, Sept. 15, 1985 (to Craig James)  
88T Jim Plunkett, vs. Balt., Dec. 19, 1971 (to Randy Vataha)  
87T Tom Sherman, vs. NY Jets, Oct. 27, 1968 (to Jim Whalen)

(Continued)

## MOST TOUCHDOWNS

Career—	146 Steve Grogan, 1975-85 132 Vito (Babe) Parilli, 1961-67 62 Jim Plunkett, 1971-75
Season—	31 Vito (Babe) Parilli, 1964 28 Steve Grogan, 1979 23 Tony Eason, 1984 22 Ed (Butch) Songin, 1960
Game—	5 Steve Grogan vs. NY Jets, Sept. 9, 1979 Vito (Babe) Parilli, at Buff., Nov. 15, 1964 Vito (Babe) Parilli, vs. Miami, Oct. 15, 1967 4 Tony Eason at Indianapolis, Nov. 18, 1984 Steve Grogan vs. NY Jets, Oct. 29, 1978 Jim Plunkett vs. Buffalo, Nov. 14, 1971 Vito (Babe) Parilli vs. Oakland, Oct. 16, 1964 Ed (Butch) Songin vs. Denver, Sept. 16, 1961
Seasons Leading League—	1 Steve Grogan, 1979 (tied Brian Sipe of Cleveland with 28) 1 Vito (Babe) Parilli, 1964

## HAD INTERCEPTED

### (Fewest)

Career (500 Attempts)—	24 Ed (Butch) Songin, 1960-61 30 Tony Eason 1983-85 44 Myron (Mike) Taliaferro, 1968-70
Season— (100 Attempts)	4 Steve Grogan, 1982 (122 att.) 5 Steve Grogan 1985 (156 att.) 8 Tony Eason, 1984 (431 att.) Vito (Babe) Parilli, 1962 (253 att.) 9 Vito (Babe) Parilli, 1961 (198 att.) Ed (Butch) Songin, 1961 (212 att.)
Game—	0 Accomplished many times, Most recent: Tony Eason at NY Jets, Nov. 24, 1985

### (Most)

Career—	167 Steve Grogan, 1975-84 138 Vito (Babe) Parilli, 1961-67 87 Jim Plunkett, 1971-75
Season—	27 Vito (Babe) Parilli, 1964 26 Vito (Babe) Parilli, 1965
Game—	6 Steve Grogan vs. San Fran., Nov. 30, 1980 6 Vito (Babe) Parilli vs. Den., Sept. 3, 1967 5 Steve Grogan at Detroit, Oct. 10, 1976 Steve Grogan at Baltimore, Dec. 21, 1975 Myron (Mike) Taliaferro vs. NY Jets, Oct. 27, 1968 Vito (Babe) Parilli vs. Buff., Sept. 11, 1965 Vito (Babe) Parilli vs. NY Jets, Oct. 31, 1964
Lowest Percentage Season—	1.9 Tony Eason, 1984 (8-431) 3.2 Steve Grogan 1985 (5-156) 3.2 Vito (Babe) Parilli, 1962 (8-253) 3.3 Steve Grogan, 1982 (4-122) 3.8 Ed (Butch) Songin, 1960 (15-392)
Seasons Leading League—	
Fewest—	2 Vito (Babe) Parilli, 1961 (tied)-62 1 Tony Eason, 1984 1 Ed (Butch) Songin, 1961 (tied)
Most—	1 Vito (Babe) Parilli, 1964 (tied)

## RECEIVING

## MOST RECEPTIONS

Career—	351 Stanley Morgan, 1977-85 292 Gino Cappelletti, 1960-70 283 Jim Colclough, 1960-68
Season—	66 Derrick Ramsey, 1984 58 Stanley Morgan, 1983 53 Reggie Rucker, 1973 52 Tony Collins 1985
Game—	11 Art Graham vs. K.C., Nov. 20, 1966 (134 yards) 10 Tony Romeo vs. K.C., Nov. 17, 1963 (149 yards)

## YARDAGE

Career—	7,201 Stanley Morgan, 1977-85 5,001 Jim Colclough, 1960-68
Season—	1,029 Stanley Morgan, 1981 1,013 Harold Jackson, 1979 1,002 Stanley Morgan, 1979 991 Stanley Morgan, 1980
Game—	182 Stanley Morgan vs. Miami, Nov. 8, 1981 (5) 170 Stanley Morgan vs. Balt., Nov. 26, 1978 (5) 167 Art Graham vs. Hou., Nov. 6, 1964 (8)

**Longest Reception—**

- 90T Craig James at Chicago, Sept. 15, 1985  
(from Tony Eason)  
88T Randy Vataha, vs. Balt., Dec. 19, 1971  
(from Jim Plunkett)  
87T Jim Whalen, vs. NY Jets, Oct. 27, 1968  
(from Tom Sherman)

**AVERAGE GAIN****Career (150 Min.)—**

- 20.5 Stanley Morgan, 1977-85 (351-7,201) NFL Record  
20.3 Harold Jackson, 1978-81 (156-3,162)

**Season (35 Min.)—**

- 23.4 Stanley Morgan, 1981 (44-1,029)  
22.8 Stanley Morgan, 1979 (44-1,002)  
22.5 Harold Jackson, 1979 (45-1,013)

**Game (4 Min.)—**

- 36.4 Stanley Morgan, vs. Miami, Nov. 8, 1981 (5-182)  
35.5 Stanley Morgan, vs. San Fran., Nov. 30, 1980  
(4-142)  
35.5 Jim Colclough, vs. NY Jets, Oct. 6, 1962 (4-142)

**TOUCHDOWNS****Career—**

- 47 Stanley Morgan, 1977-84  
42 Gino Cappelletti, 1960-68  
39 Jim Colclough, 1960-68

**Season—**

- 12 Stanley Morgan, 1979  
10 Jim Colclough, 1960-62  
9 Randy Vataha, 1971

**Game—**

- Gino Cappelletti, 1965  
Jim Colclough, 1960-62  
3 Derrick Ramsey at Indianapolis, Nov. 18, 1984  
Harold Jackson vs. Jets, Sept. 9, 1979  
Jim Whalen vs. Miami, Oct. 15, 1967  
Gino Cappelletti at Buffalo, Nov. 15, 1964  
Billy Lott vs. Buffalo, Oct. 22, 1961

---

**INTERCEPTIONS BY**

---

**Most****Career—**

- 29 Ron Hall, 1961-67  
28 Mike Haynes, 1976-82  
26 Raymond Clayborn, 1977-85  
24 Nick Buoniconti, 1962-68

**Season—**

- 11 Ron Hall, 1964  
8 Mike Haynes, 1976  
Bob Suci, 1963

**Game—**

- 3 Accomplished 6 times. Most recent: Roland James at Buff., Oct. 23, 1983

**YARDAGE****Career—**

- 476 Ron Hall, 1961-67  
462 Raymond Clayborn, 1977-85  
393 Mike Haynes, 1976-82

**Season—**

- 277 Bob Suci, 1963  
189 Fred Marion, 1985

**Game—**

- 182 Prentice McCray, 1976  
118 Prentice McCray, at NY Jets, Nov. 21, 1976 (2)  
110 Bob Suci vs. Houston, Nov. 1, 1963 (2)

**Longest Return—**

- 99 Rick Sanford at Chicago, Dec. 5, 1982 (TD)  
98 Bob Suci vs. Houston, Nov. 1, 1963 (TD)  
87 Ron Hall vs. Denver, Sept. 18, 1966

**TOUCHDOWNS****Career—**

- 2 Prentice McCray, 1976  
Don Webb, 1961-62, 64-71  
John Charles, 1967-69

**Season—**

- Bob Suci, 1963  
2 Prentice McCray, 1976  
Bob Suci, 1963  
Don Webb, 1961

**Game—**

- 2 Prentice McCray at NY Jets, Nov. 21, 1976

---

**PUNTING**

---

**MOST PUNTS****Career—**

- 377 Tom Yewcic, 1961-67  
317 Rich Camarillo 1981-85  
243 Tom Janik, 1969-71

**Season—**

- 92 Rich Camarillo, 1985  
87 Tom Janik, 1971  
86 Tom Janik, 1970

**Game—**

- 11 Rich Camarillo at Chicago, Sept. 15, 1985  
Rich Camarillo at Dallas, Nov. 22, 1984  
Jim Fraser vs. NY Jets, Oct. 2, 1966  
10 Tom Greene vs. Hou., Dec. 18, 1960  
Tom Yewcic vs. Buff., Dec. 1, 1963  
Tom Yewcic vs. Buff., Nov. 15, 1964  
Bob Scarpitto vs. Oak., Oct. 6, 1968

## **YARDAGE**

Career—	14,553 Tom Yewcic, 1961-67 13,687 Rich Camarillo, 1981-85 9,516 Tom Janik, 1969-71 3,953 Rich Camarillo, 1985
Season—	3,615 Rich Camarillo, 1983 3,364 Tom Janik, 1970
Game—	514 Rich Camarillo at Chicago, Sept. 15, 1985 (11) 479 Rich Camarillo at Dallas, Nov. 22, 1984 (11) 436 Bob Scarpitto vs. Oak., Oct. 6, 1968 (10) 427 Rich Camarillo vs. Oak., Nov. 1, 1981 (9)
Longest Punt—	89 Luke Prestridge vs. Miami, Oct. 21, 1984 87 Bob Scarpitto at Den., Sept. 29, 1968 82 Luke Prestridge vs. NY Jets, Oct. 28, 1984 76 Rich Camarillo vs. NY Jets, Sept. 19, 1982 75 Rich Camarillo at Chicago, Sept. 15, 1985 Rich Camarillo at Oak., Nov. 1, 1981 72 Rich Camarillo at Buff., Nov. 22, 1981

## **HIGHEST AVERAGE YARDAGE**

Career (100 Punts Min.)—	43.2 Rich Camarillo, 1981-85 (317) 40.0 Terry Swanson, 1967-68 (127)
Season (Qualifiers)—	44.6 Rich Camarillo, 1983 43.7 Rich Camarillo, 1982 42.9 Rich Camarillo, 1985 42.1 Rich Camarillo, 1984
Game (4 Punts Min.)—	50.8 Terry Swanson, vs. Cin., Dec. 1, 1968 (4) 50.4 Rich Camarillo at Buff., Nov. 22, 1981 (5)

---

## **PUNT RETURNS**

---

### **MOST**

Career—	111 Mike Haynes, 1976-80 78 Stanley Morgan, 1977-79 74 Mack Herron, 1973-75 73 Irving Fryar, 1984-85
Season—	45 Mike Haynes, 1976 38 Ricky Smith, 1983
Game—	7 Irving Fryar at Dallas, Nov. 22, 1984 6 Irving Fryar, Sept. 22, 1985 at Buffalo 6 Roland James vs. LA Rams, Nov. 16, 1980 Mack Herron vs. Cleveland, Nov. 10, 1974 Ron Burton vs. Oak., Sept. 13, 1964 Fred Bruney vs. Buff., Sept. 23, 1961
Most Seasons Leading League—	1 Irving Fryar, 1985 Ron Burton, 1962 Fred Bruney, 1961

### **MOST YARDAGE**

Career—	1,159 Mike Haynes, 1976-81 960 Stanley Morgan, 1977-81
Season—	608 Mike Haynes, 1976 520 Irving Fryar, 1985 517 Mack Herron, 1974
Game—	156 Mike Haynes, vs. Buff., Nov. 7, 1976 133 Stanley Morgan vs. Buff., Nov. 20, 1977 133 Irving Fryar at Buffalo, Sept. 22, 1985 126 Billy Johnson, vs. Hou., Nov. 5, 1967

### **LONGEST PUNT RETURN**

89 Mike Haynes vs. Buff., Nov. 7, 1976 (TD) 85 Irving Fryar at Buffalo, Sept. 22, 1985 (TD) 80 Stanley Morgan, vs. Baltimore, Nov. 18, 1979 (TD) 77 Irving Fryar vs. Indianapolis, Nov. 10, 1985 (TD) 75 Roland James, vs. NY Jets, Nov. 2, 1980
--

### **HIGHEST AVG. YARDAGE**

Career (20 Returns)—	12.0 Mack Herron, 1973-75 (74-888) 11.9 Irving Fryar, 1984-85 (73-867) 11.3 Carl Garrett, 1969-72 (43-487)
Season (Qualifiers)—	14.8 Mack Herron, 1974 14.1 Irving Fryar, 1985 13.8 Stanley Morgan, 1977
Game (3 Returns)—	39.0 Mike Haynes vs. Buff., Nov. 7, 1976 (4) 35.7 Ricky Smith vs. Baltimore, Sept. 4, 1981 (3) 33.3 Stanley Morgan vs. Buff., Nov. 20, 1977 (4)

## TOUCHDOWNS

Career—	2 Irving Fryar, 1984-85 Mike Haynes, 1976-79
Season—	2 Irving Fryar, 1985 Mike Haynes, 1976
Game—	1 Irving Fryar vs. Indianapolis, Nov. 10, 1985 Irving Fryar at Buffalo, Sept. 22, 1985 Roland James, vs. NY Jets, Nov. 2, 1980 Stanley Morgan, vs. Balt., Nov. 18, 1979 Mike Haynes, vs. Den., Nov. 28, 1976 Mike Haynes, vs. Buff., Nov. 7, 1976

## MOST

Career—	92 Carl Garrett, 1969-72 89 Larry Garron, 1960-68 48 Stephen Starring, 1985
Season—	42 Ricky Smith, 1983 41 Mack Herron, 1973
Game—	8 Willie Porter vs. NY Jets, Sept. 22, 1968 6 by many players, Most recent: Stephen Starring at Miami, Dec. 16, 1985
Most Seasons Leading League—	1 Raymond Clayborn, 31.0 (28-869), 1977 Horace Ivory, 27.6 (36-992), 1980

## YARDAGE

Career—	2,299 Larry Garron, 1960-68 2,251 Carl Garrett, 1969-72
Season—	1,092 Mack Herron, 1973 1,012 Stephen Starring, 1985 992 Horace Ivory, 1980 879 Allen Carter, 1975
Game—	206 Allen Carter at Baltimore, Dec. 21, 1975 175 Carl Garrett vs. Buff., Oct. 11, 1969

## LONGEST

101 Raymond Clayborn at Balt., Dec. 18, 1977 (TD)
100 Raymond Clayborn at NY Jets, Oct. 2, 1977 (TD)
99 Allen Carter at Balt., Dec. 21, 1975 (TD)
98 Ricky Smith vs. NY Jets, Sept. 19, 1982 (TD)
98 Horace Ivory at Balt., Oct. 19, 1980 (TD)

## HIGHEST AVG. YARDAGE

Career (20 Returns)—	27.2 Allen Carter, 1975-76 (33-898) 26.9 Raymond Clayborn, 1977-79 (57-1,538)
Season (Qualifiers)—	31.0 Raymond Clayborn, 1977 28.5 Larry Garron, 1962 28.4 Jess Phillips, 1976
Game (3 Returns)—	49.3 Ron Burton vs. Dall. Texans, Nov. 3, 1961 (3) 47.0 Horace Ivory at Balt., Oct. 19, 1980 (3)

## TOUCHDOWNS

Career—	3 Raymond Clayborn, 1977-1985 2 Larry Garron, 1960-68
Season—	3 Raymond Clayborn, 1977
Game—	1 Accomplished 10 times. Most recent: Ricky Smith vs. NY Jets, Sept. 19, 1982 (98 yards TD)

## MOST

Career—	61 Steve Grogan, 1975-85 49 Sam Cunningham, 1973-79, 1981 42 Vito (Babe) Parilli, 1961-67
Season—	12 Steve Grogan, 1979 Sam Cunningham, 1975 Mack Herron, 1974
Game—	4 Vito (Babe) Parilli, vs. Den., Nov. 6, 1966 3 Accomplished 7 times. Most recent: Tony Eason vs. New Orleans, Dec. 4, 1983

## MOST OWN RECOVERIES

Career—	21 Steve Grogan, 1975-84 19 Vito (Babe) Parilli, 1961-67
Season—	6 Vito (Babe) Parilli, 1963 Ricky Smith, 1984
Game—	5 Vito (Babe) Parilli, 1964 2 Accomplished 8 times. Most recent: Tony Collins at NY Jets, Nov. 27, 1983

**MOST OPPONENT RECOVERIES**

Career—	16 Steve Nelson, 1974-85
	15 Jim Hunt, 1960-70
	14 Raymond Hamilton, 1973-80
Season—	13 Bob Dee, 1960-67
	5 Bob Dee, 1961
	4 Steve Nelson, 1978
	John Sanders, 1975
	Larry Eisenhower, 1964
	Jack Rudolph, 1960
Game—	3 Steve Nelson vs. Phila., Oct. 8, 1978
	2 By 17 players. Most recent: Roland James and Clayton Weishuhn at LA Rams, Dec. 11, 1983

**MOST RETURN YARDAGE**

Career—	82 Don Webb, 1961-62, 64-71
	67 Jim Hunt, 1960-70
Season—	52 Chuck Shonta, 1960
	51 Jim Hunt, 1968
Game—	52 Chuck Shonta, vs. NY Titans, Sept. 17, 1960 (1-opp)
	51 Jim Hunt, vs. Hou., Dec. 15, 1968 (1-opp)

**LONGEST RETURN**

	52 Chuck Shonta, vs. NY Titans, Sept. 17, 1960 (TD)
	51 Jim Hunt, vs. Hou., Dec. 15, 1968

**TOUCHDOWNS**

Own Fumbles Recovered For TD—	
	1 Six Players
	Most recent: Cedric Jones at Philadelphia, Dec. 9, 1984 (0 yards)
Opponents' Fumbles Recovered For TD—	
	1 Most recent: Cedric Jones at Miami, Dec. 16, 1985 (15 yards)

**SACKS**

Season—	18½ Andre Tippett, 1984
	16½ Andre Tippett, 1985
	11½ Tony McGee, 1978, 1979
Season—	10 Garin Veris, 1985
(For a Rookie)	7 Ray Hamilton, 1973.

**FOR THE RECORD...**

In games decided by seven points or less, the Patriots were 7-3 in 1985 (including playoffs)—3-0 home and 4-3 away. Lifetime, the Patriots are 29-31 at homes in games decided by seven or fewer points and are 36-39 in away games (65-70 overall). Versus AFC East foes, the Patriots are 5-6 vs. Miami (1-1 in 1985), 9-7 vs. Buffalo (1-0), 5-13 vs. NY Jets (1-1) and 4-9 vs. Indy/Balt. (1-0).



# PATRIOTS' TEAM RECORDS

**Note:** Number of games per season 1960-1977 (14); 1978-81 (16); 1982 (9); 1983-85 (16).

## OFFENSIVE VICTORIES

### MOST

Season—	11 1985
	1978
	1976
	10 1964, 1980

### FEWEST

Season—	2 1981
	1970

## SCORING

### MOST POINTS SCORED

Season—	441 1980
	413 1961
	411 1979
Game—	56 vs. NY Jets, Sept. 9, 1979
	55 vs. NY Jets, Oct. 29, 1978
	52 vs. Buffalo, Oct. 22, 1961
Quarter—	1st: 21 vs. NY Jets, Oct. 29, 1978
	1st: 21 at Miami, Dec. 15, 1974
	2nd: 27 vs. Baltimore, Nov. 18, 1979
	3rd: 22 vs. Dallas Texans, Nov. 18, 1960
	4th: 27 vs. Baltimore, Nov. 23, 1980

### FEWEST POINTS SCORED

Season—	149 1970
	192 1972
Game—	0 12 Times

Most recent: Cleveland 30, Patriots 0, Nov. 20, 1983

### MOST POINTS SCORED, BOTH TEAMS

Game—	86 at Patriots 43, Oakland 43 (tie), Oct. 16, 1964
	76 at Buffalo 45, Patriots 31, Nov. 23, 1975
	76 at Patriots 55, NY Jets 21, Oct. 29, 1978

### FEWEST POINTS SCORED, BOTH TEAMS

Game—	3 at Patriots 3, Miami 0, Dec. 12, 1982
	7 Houston 7, at Patriots 0, Sept. 21, 1975

### GREATEST MARGIN OF VICTORY

Game—	53 at Patriots 56, NY Jets 3, Sept. 9, 1979
	42 at Patriots 45, Houston 3, Nov. 1, 1963
	41 Patriots 41, at San Diego 0, Dec. 17, 1961

### GREATEST MARGIN OF DEFEAT

Game—	52 at Miami 52, Patriots 0, Nov. 12, 1972
	38 at Miami 41, Patriots 3, Oct. 17, 1971
	38 at Cincinnati 45, Patriots 7, Dec. 20, 1970

### MOST TOUCHDOWNS

Season—	52 1961, 1980
	49 1979
	48 1976
Game—	8 vs. NY Jets, Sept. 9, 1979
	8 vs. NY Jets, Oct. 29, 1978
	7 vs. Oakland, Oct. 3, 1976
	vs. Buffalo, Oct. 22, 1961

### FEWEST TOUCHDOWNS

Season—	17 1982 (9 games)
	18 1970
	24 1972

### MOST POINTS AFTER TOUCHDOWN

Season—	51 1980
	48 1961

### FEWEST POINTS AFTER TOUCHDOWN

Season—	15 1982 (9 games)
	17 1970
	24 1972

### MOST FGS ATTEMPTED

Season—	39 1964
	38 1963
Game—	7 at Cincinnati, Nov. 16, 1969
	at Buffalo, Sept. 24, 1967
	at San Diego, Sept. 20, 1964

### FEWEST FGS ATTEMPTED

Season—	13 1982 (9 games)
	16 1972
	17 1975

**MOST FGS MADE**

Season—	26 1980 25 1964 24 1985 23 1979
Game—	6 at Denver, Oct. 4, 1964 4 Many times. Most recent: at Denver, Nov. 4, 1984 (Tony Franklin)

**FEWEST FGS MADE**

Season—	8 1982 (9 games), 1972, 1970, 1960 9 1983, 1975
---------	--

**MOST TOTAL**

Season—	328 1981 322 1978
Game—	31 at Houston, Dec. 11, 1966 30 vs. NY Jets, Sept. 9, 1979 29 at NY Jets, Sept. 30, 1984 29 vs. Buffalo, Jan. 2, 1983 29 vs. NY Jets, Oct. 18, 1976 29 at San Francisco, Oakland, Dec. 9, 1961

**FEWEST TOTAL**

Season—	146 1982 (9 games) 166 1969 181 1968
Game—	5 vs. Miami, Dec. 12, 1982 5 at NY Jets, Nov. 22, 1970 6 at Kansas City, Oct. 11, 1970

**MOST RUSHING**

Season—	181 1978 150 1976
Game—	21 vs. Denver, Nov. 28, 1976 18 vs. NY Jets, Oct. 18, 1976

**FEWEST RUSHING**

Season—	55 1965 63 1970
Game—	0 at Buffalo, Oct. 26, 1980 0 at NY Jets, Nov. 22, 1970 1 7 times, Most recent: vs. Washington, Sept. 23, 1984

**MOST PASSING**

Season—	186 1984 166 1981 159 1979
Game—	20 at Colts, Nov. 18, 1984 20 at Houston, Nov. 10, 1980 20 vs. Oakland, Oct. 16, 1964

**FEWEST PASSING**

Season—	63 1982 (nine games) 87 1969 94 1971, 1968
Game—	0 vs. Miami, Dec. 8, 1968 0 at Tampa Bay, Dec. 12, 1976 1 vs. New Orleans, Dec. 4, 1983 1 vs. Miami, Dec. 12, 1982

**MOST PENALTY**

Season—	29 1965 27 1979 26 1980, 1975
Game—	7 at Houston, Sept. 19, 1965 5 vs. Detroit, Oct. 7, 1979 at San Diego, Nov. 9, 1975 vs. Baltimore, Oct. 7, 1973 at Miami, Dec. 17, 1967

**FEWEST PENALTY**

Season—	9 1982 (nine games) 11 1971 14 1977
Game—	0 Many times. Most recent: vs. Bengals, Dec. 22, 1985

**MOST**

Season—	5,965 1978 5,623 1981 5,499 1985 5,470 1979
Game—	597 vs. NY Jets, Sept. 9, 1979 529 vs. NY Jets, Oct. 29, 1978 498 at Buffalo, Nov. 23, 1975

**FEWEST**

Season—	2,626 1970 2,633 1982 (9 games) 3,127 1968
Game—	57 vs. NY Jets, Sept. 19, 1982 (61r, -4p) 80 at NY Jets, Nov. 20, 1970 (23r, 57p)

**MOST ATTEMPTS**

Season—	671 1978
	603 1977
Game—	62 vs. Denver, Nov. 28, 1976 (332 yds.)
	60 at Seattle, Dec. 19, 1982 (249 yds.)

**FEWEST ATTEMPTS**

Season—	324 1982 (9 games)
	334 1970
	363 1960
Game—	11 vs. Washington, Sept. 23, 1984 (17 yds.)
	vs. Buffalo, Dec. 20, 1964 (33 yds.)
	15 5 times, Most recent: vs. St. Louis, Dec. 2, 1984 (87 yds.)

**MOST YARDS**

Season—	3,165 1978
	2,948 1976
Game—	332 vs. Denver, Nov. 28, 1976
	330 vs. NY Jets, Oct. 18, 1976
	328 vs. NY Jets, Sept. 18, 1983

**FEWEST YARDS**

Season—	1,040 1970
	1,117 1965
Game—	17 vs. Washington, Sept. 23, 1984 (11 att.)
	17 at LA Chargers, Oct. 28, 1960 (24 att.)
	22 vs. NY Jets, Nov. 14, 1965 (23 att.)
	23 at NY Jets, Nov. 20, 1970 (17 att.)

**MOST TOUCHDOWNS**

Season—	30 1978
	24 1976
Game—	4 Accomplished 6 times, Most recent: vs. San Diego, Oct. 16, 1983

**FEWEST TOUCHDOWNS**

Season—	3 1982 (9 games)
	7 1971
	8 1968, 1965

**MOST ATTEMPTS**

Season—	500 1984
	482 1981
	476 1964
	475 1960, 1979
Game—	52 at NY Jets, Oct. 11, 1981
	50 vs. NY Jets, Nov. 14, 1965
	at Houston, Sept. 19, 1965

**FEWEST ATTEMPTS**

Season—	187 1982 (9 games)
	305 1977
	309 1976
Game—	5 vs. Miami, Dec. 12, 1982 (2 comps.)
	9 vs. Miami, Nov. 9, 1969 (2 comps.)

**MOST COMPLETIONS**

Season—	292 1984
	255 1985
	254 1981
	240 1980
Game—	30 at Colts, Nov. 18, 1984
	28 at NY Jets, Sept. 30, 1984
	27 vs. Dallas, Nov. 18, 1960
	at NY Jets, Oct. 11, 1981

**FEWEST COMPLETIONS**

Season—	93 1982 (9 games)
	146 1976
	159 1971
Game—	2 vs. Miami, Nov. 9, 1969 (9 atts.)
	2 vs. Miami, Dec. 12, 1982 (5 atts.)
	3 vs. New Orleans, Dec. 4, 1983 (10 atts.)

**MOST NET YARDS**

Season—	3,231 1984
	3,218 1979
	3,195 1980
	3,168 1985
	3,166 1964
Game—	405 vs. Oakland, Oct. 16, 1964
	374 at Houston, Nov. 10, 1980
	366 vs. Kansas City, Nov. 17, 1963
	365 vs. NY Jets, Sept. 9, 1979

**FEWEST NET YARDS**

Season—	1347 1982 (9 games)
	1586 1970
	1746 1976
Game—	—4 vs. NY Jets, Sept. 19, 1982
	13 vs. Miami, Dec. 12, 1982
	16 vs. New Orleans, Dec. 4, 1983 and
	at Miami, Dec. 8, 1968

**MOST TOUCHDOWNS**

Season—	31 1964
	30 1979
	29 1961
Game—	6 vs. NY Jets, Sept. 9, 1979
	5 Many times. Most recent: at Buffalo, Nov. 15, 1964
	4 Many times.
	Most recent: at Colts, Nov. 18, 1984

**FEWEST TOUCHDOWNS**

Season—	7 1970
	10 1972

**MOST HAD INTERCEPTED**

Season—	34 1981
	33 1968
	32 1967
Game—	6 at Denver, Sept. 3, 1967
	vs. Buffalo, Dec. 9, 1967
	at Kansas City, Oct. 11, 1970
	at San. Fran., Nov. 30, 1980

**FEWEST HAD INTERCEPTED**

Season—	9 1982 (9 games)
	13 1962
	14 1984

**SACKS ALLOWED, MOST (ALLOWED BY N.E. OFFENSE)**

Season—	66 1984 (454 yards)
	49 1979 (382 yards)
	45 1983 (334 yards)
	45 1981 (321 yards)
	45 1967 (361 yards)
Game—	10 at Dallas, Nov. 22, 1984 (57 yards)
	8 6 times, Most recent: vs. Colts, Dec. 16, 1984 (63 yards)

**SACKS ALLOWED, FEWEST (ALLOWED BY N.E. OFFENSE)**

Season—	14 1977 (155 yards)
	15 1982 (9 games-134 yards)
	19 1976 (164 yards)
Game—	0 accomplished 37 times.
	Most recent: vs. Detroit, Dec. 8, 1985

---

**PUNTING**


---

**MOST PUNTS**

Season—	96 1968
	92 1985, 1984
	87 1971
Game—	11 at Chicago, Sept. 15, 1985
	at Dallas, Nov. 22, 1984
	vs. NY Jets, Oct. 2, 1966
	10 at Oakland, Oct. 6, 1968
	at Buffalo, Nov. 15, 1964
	vs. Buffalo, Dec. 1, 1963
	at Houston, Dec. 18, 1960

**FEWEST PUNTS**

Season—	49 1982 (9 games)
	61 1973, 1978
	63 1980
Game—	0 Three times, Most recent: vs. Houston, Nov. 12, 1978
	1 Nine times, Most recent: vs. Kansas City, Oct. 4, 1981

**MOST YARDS**

Season—	3,953 1985
	3,904 1984
	3,831 1968
	3,615 1983
	3,364 1970
Game—	514 at Chicago, Sept. 15, 1985
	479 at Dallas, Nov. 22, 1984
	436 at Oakland, Nov. 1, 1981
	at Oakland, Oct. 6, 1968

**FEWEST YARDS**

Season—	2,137 1978
	2,140 1982 (9 games)
	2,297 1973
Game—	0 Three times, Most recent: vs. Houston, Nov. 12, 1978

**HIGHEST AVG.**

Season—	44.6 1983
	43.7 1982
	42.9 1985
	42.4 1984
	41.5 1969
Game (4 Punts Min.)—	50.8 at Miami, Sept. 11, 1983 (4)
	50.8 vs. Cincinnati, Dec. 1, 1968 (4)
	50.4 at Buffalo, Nov. 22, 1981 (5)

**LOWEST AVG.**

Season—	34.6 1977
	35.0 1978

## PUNT RETURNS

### **MOST**

Season—	60 1980
	48 1984
	48 1976
	47 1978
Game—	7 at Dallas, Nov. 22, 1984
	7 vs. Houston, Nov. 5, 1967
	6 Accomplished 11 times, Most recent: at San Francisco, Nov. 30, 1980.

### **FEWEST RETURNS**

Season—	17 1972
	23 1969

### **MOST YARDS**

Season—	628 1976
	533 1974
Game—	167 vs. Buffalo, Nov. 7, 1976
	139 at Buffalo, Nov. 20, 1977

### **FEWEST YARDS**

Season—	37 1972
	138 1962

### **HIGHEST AVG.**

Season—	13.3 1974
	13.1 1976

### **LOWEST AVG.**

Season—	2.2 1972
	5.3 1968, 1962

### **MOST TOUCHDOWNS**

Season—	2 1985, 1976
Game—	1 vs. NY Jets, Nov. 2, 1980
	vs. Baltimore, Nov. 18, 1979
	vs. Denver, Nov. 28, 1976
	vs. Buffalo, Nov. 7, 1976

## KICKOFF RETURNS

### **MOST**

Season—	73 1967
	71 1968
Game—	10 vs. Buffalo, Dec. 9, 1967
	9 at Dallas, Oct. 24, 1971
	vs. NY Jets, Sept. 22, 1968
	vs. Oakland, Oct. 16, 1964

### **FEWEST**

Season—	28 1982 (9 games)
	39 1977
	46 1976
Game—	0 vs. Seattle, Oct. 9, 1977
	at Denver, Sept. 14, 1969

### **MOST YARDS**

Season—	1,520 1975
	1,442 1968
Game—	245 at Dallas, Oct. 24, 1971
	230 at Baltimore, Dec. 21, 1975

### **FEWEST YARDS**

Season—	646 1982 (9 games)
	1,051 1977
	1,087 1976
Game—	0 vs. Seattle, Oct. 9, 1977 and
	at Denver, Sept. 14, 1969

### **HIGHEST AVG.**

Season—	26.9 1977
	24.1 1973

### **LOWEST AVG.**

Season—	18.3 1981
	19.5 1984
	19.6 1985
	19.7 1967

### **MOST TOUCHDOWNS**

Season—	3 1977
	2 1961
	1 1982, 1980, 1975, 1973, 1962
Game—	1 Ten times. Most recent: vs. NY Jets, Sept. 19, 1982

**MOST**

Season—	114 1985
	112 1977
	102 1976
Game—	14 at Indianapolis, Dec. 1, 1985
	at Cincinnati, Oct. 15, 1978
	13 vs. Kansas City, Sept. 18, 1977

**FEWEST**

Season—	50 1973
	52 1962
	53 1982 (9 games)
Game—	1 Eight times, Most recent: vs. Miami, Dec. 12, 1982

**MOST YARDS**

Season—	931 1977
	914 1976
Game—	139 vs. Buffalo, Nov. 6, 1983
	125 vs. NY Jets, Oct. 29, 1978
	at Cincinnati, Oct. 15, 1978

**FEWEST YARDS**

Season—	412 1982 (9 games)
	456 1962
	467 1964
Game—	5 Three times, Most recent: vs. Miami, Dec. 12, 1982

---

**FUMBLES**

---

**MOST**

Season—	51 1973
	47 1983
	43 1975
Game—	8 vs. Baltimore, Oct. 7, 1973
	6 Accomplished 7 times. Most recent: vs. Miami, Dec. 15, 1974

**FEWEST**

Season—	15 1969
	16 1982 (9 games)
	18 1970
Game—	0 Many times, Most recent: at Indianapolis, Nov. 18, 1984

**MOST TOTAL RECOVERED**

Season—	43 1983, 1973
	37 1985
	36 1975
Game—	8 at Pittsburgh, Sept. 26, 1976 (2-6)
	7 at LA Rams, Dec. 11, 1983 (1-6)

**FEWEST TOTAL RECOVERED**

Season—	8 1982 (9 games)
	19 1969
	20 1984, 1980
Game—	0 Many times. Most recent: at Colts, Nov. 18, 1984

**MOST OWN RECOVERED**

Season—	25 1973
	24 1983
Game—	5 at Wash., Oct. 25, 1981
	vs. Baltimore, Oct. 7, 1973

**FEWEST OWN RECOVERED**

Season—	5 1970, 1969
	8 1982 (9 games), 1971, 1968

**MOST OPPONENTS' RECOVERED**

Season—	27 1976
	24 1985
	21 1978
Game—	6 at LA Rams, Dec. 11, 1983 and at Pittsburgh, Sept. 26, 1976
	5 vs. Denver, Nov. 6, 1966

**FEWEST OPPONENTS' RECOVERED**

Season—	8 1984
	9 1965
	10 1977, 1962
	11 1982 (9 games)

---

**TOTAL DEFENSE**  
**(Net Yards)**

---

**MOST NET YARDS ALLOWED**

Season—	5,827 1981
	5,576 1983
	5,248 1972
Game—	552 vs. Miami, Oct. 21, 1984
	540 vs. Houston, Oct. 13, 1961
	528 at NY Jets, Dec. 18, 1966

**FEWEST NET YARDS ALLOWED**

Season—	2,812 1982 (9 games)
	3,638 1963
Game—	86 vs. Baltimore, Oct. 23, 1977
	88 vs. Miami, Oct. 12, 1980
	115 vs. Houston, Dec. 18, 1965

## SCORING

### MOST POINTS ALLOWED

Season—	446	1972
	406	1968
Game—	52	at Miami, Nov. 12, 1972
	48	at NY Jets, Oct. 27, 1968
		vs. Oakland, Oct. 22, 1967
Shutout Game—	52	at Miami, Nov. 12, 1972
	34	at Dallas Texans, Dec. 11, 1960

### FEWEST POINTS ALLOWED

Season—	157	1982 (9 games)
	217	1977
	236	1976
Game—	0	13 Times. Most recent: vs. New Orleans, Dec. 4, 1983
		and at Buffalo, Oct. 23, 1983

## RUSHING ALLOWED

### MOST ATTEMPTS ALLOWED

Season—	644	1981
	560	1973
Game—	58	vs. NY Jets, Oct. 14, 1973
	54	vs. St. Louis, Dec. 2, 1984
		vs. Washington, Sept. 23, 1984
		vs. NY Jets, Oct. 15, 1972

### FEWEST ATTEMPTS ALLOWED

Season—	310	1963
	314	1982 (9 games)
	350	1961
Game—	10	at Oakland, Dec. 9, 1961
	14	at Seattle, Dec. 19, 1982
	15	vs. Houston, Dec. 18, 1965

### MOST YARDS

Season—	2,950	1981
	2,850	1973
	2,717	1972
Game—	360	vs. Buffalo, Sept. 16, 1973
	349	vs. Buffalo, Dec. 14, 1975

### FEWEST YARDS

Season—	1,041	1961
	1,107	1963
Game—	2	at San Diego, Dec. 17, 1961
	19	vs. Houston, Nov. 1, 1963

### MOST TOUCHDOWNS

Season—	27	1972
	22	1968
Game—	6	at NY Jets, Oct. 27, 1968
	4	vs. Buffalo, Sept. 16, 1973
		at Dallas, Sept. 8, 1962
		vs. Oakland, Nov. 4, 1960

### FEWEST TOUCHDOWNS

Season—	7	1966
	8	1977
	9	1983

## PASSING ALLOWED

### MOST ATTEMPTS ALLOWED

Season—	530	1964
	525	1985
	514	1983
	513	1984
	509	1966
Game—	61	vs. Minn., Dec. 16, 1979
	56	vs. NY Jets, Oct. 2, 1966
		vs. Denver, Sept. 21, 1962

### FEWEST ATTEMPTS ALLOWED

Season—	240	1973
	267	1982 (9 games)
	325	1972
Game—	7	at Buffalo, Dec. 9, 1973
		vs. NY Jets, Oct. 14, 1973
	9	vs. NY Jets, Oct. 15, 1972

### MOST COMPLETIONS ALLOWED

Season—	283	1984
	277	1983
	266	1980
Game—	35	vs. Minn., Dec. 16, 1979
	28	vs. NY Jets, Oct. 2, 1966

### FEWEST COMPLETIONS ALLOWED

Season—	134	1973
	142	1982 (9 games)
	170	1971
Game—	1	vs. NY Jets, Oct. 14, 1973
	2	at Buffalo, Dec. 9, 1973



**MOST NET YARDS ALLOWED**

Season—	3,356	1966
	3,295	1983
	3,217	1964
Game—	467	vs. Minn., Dec. 16, 1979
	448	vs. Houston, Oct. 13, 1961

**FEWEST NET YARDS ALLOWED**

Season—	1,338	1973
	1,519	1982 (9 games)
	2,033	1977
Game—	0	vs. NY Jets, Oct. 14, 1973
	8	vs. NY Jets, Oct. 10, 1971

**MOST TOUCHDOWNS ALLOWED**

Season—	28	1967, 1980
	27	1961
Game—	5	vs. Oakland, Oct. 22, 1967
		vs. Kansas City, Sept. 25, 1966

**FEWEST TOUCHDOWNS ALLOWED**

Season—	9	1982 (9 games)
	11	1973
	14	1985
	16	1977, 1976 and 1971

**SACKS, MOST RECORDED (BY N.E. DEFENSE)**

Season—	58	1977 (471 yards), NFL leaders
	57	1979 (512 yards), NFL leaders
	56	1963 (526 yards)
Game—	10	at Oakland, Sept. 22, 1963 (100 yards)
	9	vs. NY Jets, Sept. 9, 1979 (86 yards)
	9	vs. Denver, Nov. 28, 1976 (59 yards)

**SACKS, FEWEST RECORDED (BY N.E. DEFENSE)**

Season—	15	1972 (101 yards)
	20	1982 (9 games-134 yards) and 1981 (175 yards)
	22	1969 (159 yards)
		1966 (209 yards)
Game—	0	Accomplished 53 times
		Most recent: at Cleveland, Oct. 6, 1985

**FIRST DOWNS ALLOWED****MOST TOTAL ALLOWED**

Season—	328	1981
	326	1983
	311	1984
Game—	33	vs. Miami, Oct. 21, 1984
	30	at Pittsburgh, Sept. 25, 1983
	30	vs. NY Jets, Sept. 19, 1982
	30	vs. Minn., Dec. 16, 1979

**FEWEST TOTAL ALLOWED**

Season—	185	1982 (9 games)
	215	1977 and 1973
	219	1967
Game—	5	at Chicago, Oct. 14, 1979
	6	vs. Seattle, Oct. 9, 1977
	7	vs. Houston, Sept. 21, 1975
		vs. Houston, Dec. 18, 1965

**MOST RUSHING**

Season—	160	1981
	144	1972
	142	1969, 1973
Game—	20	vs. NY Jets, Sept. 19, 1982
	19	vs. Buffalo, Dec. 14, 1975
		vs. NY Jets, Oct. 15, 1972

**FEWEST RUSHING**

Season—	59	1963
	61	1967
Game—	0	at Denver, Nov. 4, 1984
		Buffalo, Oct. 20, 1968
		Miami, Oct. 15, 1967
		Houston, Nov. 1, 1963

**MOST PASSING**

Season—	182	1984
	172	1983
	168	1985
	165	1964
Game—	18	at Denver, Nov. 4, 1984
	18	vs. San Diego, Oct. 16, 1983
	18	vs. San Francisco, Oct. 2, 1983
	17	Accomplished five times. Most recent: at Cleveland, Oct. 7, 1984

**FEWEST PASSING**

Season—	67	1973
	88	1982 (9 games)
	105	1970
Game—	1	vs. NY Jets, Oct. 14, 1973
	2	Accomplished 8 times, Most recent: vs. Buff., Dec. 14, 1980 and at Cinn., Sept. 16, 1979

**MOST PENALTY**

Season— 28 1968  
 25 1983  
 24 1985, 1960  
 Game— 7 at Oakland, Oct. 6, 1968  
 6 at NY Jets, Oct. 27, 1968

**FEWEST PENALTY**

Season— 6 1973  
 10 1982 (9 games)  
 11 1974, 1980  
 Game— 0 Many times—Most recent: vs. Cincinnati, Dec. 22, 1985

---

**INTERCEPTIONS BY PATRIOTS**


---

**MOST**

Season— 31 1964  
 29 1963  
 Game— 7 at NY Jets, Nov. 21, 1976  
 6 vs. NY Jets, Sept. 27, 1964  
 vs. Houston, Nov. 1, 1963

**FEWEST**

Season— 8 1970  
 10 1972  
 Game— 0 Many times, Most recent: at NY Jets, Nov. 24, 1985

**MOST YARDS**

Season— 645 1963  
 505 1976  
 Game— 204 vs. Houston, Nov. 1, 1963  
 145 at NY Jets, Nov. 21, 1976

**FEWEST YARDS**

Season— 105 1973  
 165 1975

**MOST TOUCHDOWNS**

Season— 3 1976, 1963, 1962  
 2 1974, 1971, 1967, 1961  
 Game— 2 at NY Jets, Nov. 21, 1976  
 vs. Houston, Nov. 1, 1963

**FEWEST TOUCHDOWNS**

Season— 0 1984, 1981, 1977, 1973, 1972, 1970, 1966, 1965, 1960  
 1 1985, 1983, 1982, 1980, 1979, 1978, 1975, 1969, 1968,  
 1964

---

**CONSECUTIVE RECORDS**


---



---

**INDIVIDUAL**


---

**SEASONS PLAYED**

13 John Hannah (1973-85)

**GAMES PLAYED**

152 Gino Cappelletti (9-9-60 to 12-6-70)  
 140 Len St. Jean (9-13-64 to 12-16-73)  
 135 Ray Clayborn (9-18-77 to 12-22-85)  
 121 Mosi Tatupu (9-3-78 to 12-22-85)  
 112 Bob Dee (9-9-60 to 12-17-67)  
 110 Ray Hamilton (9-16-73 to 10-26-80)

**GAMES STARTED**

121 Ray Clayborn (9-3-78 to 12-22-85)  
 110 Ray Hamilton (9-16-73 to 10-26-80)

**GAMES SCORING**

101 John Smith (9-28-75 to 10-2-83)

**GAMES SCORING TD**

5 Horace Ivory (10-22-78 to 11-19-78)  
 5 Jimmy Colclough (11-11-62 to 12-9-62)

**GAMES RUSHING TD**

5 Horace Ivory (10-22-78 to 11-19-78)  
 4 Jim Nance (11-27-66 to 12-18-66)  
 4 Tony Collins (9-21-81 to 10-11-81)

**GAMES RECEIVING TD**

5 Jimmy Colclough (11-11-62 to 12-9-62)  
 4 Stanley Morgan (9-7-80 to 9-29-80)  
 4 Art Graham (12-11-66 to 9-17-67)

**GAMES PASSING TD**

14 Babe Parilli (12-3-61 to 9-8-63)  
 10 Babe Parilli (12-11-66 to 10-29-67)  
 10 Mike Taliaferro (9-28-69 to 11-30-69)

**GAMES NONE INTERCEPTED**

4 Tony Eason (9-16-84 to 10-7-84)

**GAMES RECEPTIONS MADE**

42 Jim Colclough (9-9-60 to 9-8-63)  
27 Gino Cappelletti (12-3-61 to 11-10-63)

**GAMES INTERCEPTION MADE**

4 Mike Haynes (11-7-76 to 11-28-76)

**FGs MADE**

9 Tony Franklin (12-16-84 to 10-6-85), (10-7-84 to 11-4-84)  
7 John Smith (11-17-74 to 12-8-74)  
Gino Cappelletti (10-4-64 to 10-9-64)  
Gino Cappelletti (10-5-63 to 10-18-63)

**GAMES SCORING**

101 John Smith (9-28-75 to 10-2-83)

**PATs MADE**

105 Gino Cappelletti (12-8-63 to 12-18-66)  
79 John Smith (11-18-79 to 10-4-81)

**GAMES FG MADE**

12 Tony Franklin (10-7-84 to 9-8-85)  
11 Gino Cappelletti (11-1-63 to 10-9-64)

**PASSING ATTEMPTS NONE INTERCEPTED**

141 Tony Eason (12-18-83 to 10-14-84)  
128 Butch Songin (12-18-60 to 10-8-61)  
105 Butch Songin (11-4-60 to 11-18-60)  
80 Steve Grogan (10-9-83 to 10-30-83)

**PRO BOWL APPEARANCES**

8 John Hannah (1979 to 1985)

**RECEPTIONS MADE FOR TDs**

3 Derrick Ramsey (11-18-84)  
3 Harold Jackson (9-9-79)

---

**TEAM**

---

**MOST VICTORIES**

7 Nov. 7, 1976 to Sept. 18, 1977  
Sept. 24, 1978 to Nov. 5, 1978

**MOST SHUTOUT VICTORIES**

2 vs. Miami, Dec. 12, 1982 and at Seattle Dec. 19, 1982

**MOST VICTORIES AT HOME**

10 Sept. 19, 1976 to Oct. 30, 1977

**MOST VICTORIES ON ROAD**

6 Sept. 10, 1978 to Nov. 19, 1978

**MOST LOSSES**

9 Oct. 25, 1981 to Dec. 20, 1981  
Oct. 8, 1972 to Dec. 3, 1972  
Sept. 27, 1970 to Nov. 22, 1970

**MOST LOSSES AT HOME**

6 Nov. 3, 1974 to Sept. 28, 1975  
Oct. 15, 1972 to Sept. 23, 1973  
Sept. 27, 1970 to Dec. 13, 1970

**MOST LOSSES ON ROAD**

8 Sept. 13, 1981 to Dec. 20, 1981  
Dec. 6, 1970 to Dec. 12, 1971  
Oct. 6, 1968 to Oct. 26, 1969

**MOST GAMES SCORING**

125 Dec. 28, 1975 to Nov. 13, 1983

**MOST QUARTERS PATRIOTS SCORELESS**

8 Dec. 4, 1960 (at Buffalo) to Dec. 18, 1960 (at Houston)

**MOST SHUTOUT QUARTERS ALLOWED**

8 Dec. 12, 1982 (vs. Miami) to Dec. 19, 1982 (at Seattle)

**MOST QUARTERS NOT ALLOWING A TD**

10 Dec. 5, 1982 (at Chicago, 2nd half) thru Dec. 19, 1982  
(at Seattle) (Shutout victories vs. Miami 12-12-82 and at  
Seattle 12-19-82)

**SERIES GAME PATRIOTS' VICTORIES**

7 Buffalo Bills, Jan. 2, 1983 to Oct. 13, 1985

**SERIES GAME PATRIOTS' LOSSES**

9 New York Jets, Dec. 18, 1966 to Nov. 22, 1970

# PATRIOTS' ALL-TIME ROSTER

**NOTE: The following list includes players who have been active for at least one regular season game in each season noted.**

Acks, Ron (LB), Illinois	1972-73	Cheyunski, Jim (LB), Syracuse	1968-72
Adams, Bob (TE) Pacific	1973-74	Christy, Richard (RB), North Carolina	1960
Adams, Julius (DE), Texas So	1971-85	Cindrich, Ralph (LB), Pittsburgh	1972
Adams, Sam (OG), Prairie View	1972-80	Clark, Allan (RB), Northern Arizona	1979-80
Addison, Tom (LB), South Carolina	1960-67	Clark, Gail (LB), Michigan St.	1974
Allard, Don (QB), Boston College	1962	Clark, Phil (DB), Northwestern	1971
Anderson, Bob (RB), Colorado	1975	Clark, Steve (DE), Kansas St.	1981
Anderson, Ralph (S), W. Texas St.	1973	Clayborn, Ray (CB), Texas	1977-85
Antwine, Houston (DT), So. Illinois	1961-71	Cloutier, Dave (DB), Maine	1964
Ashton, Josh (RB), Tulsa	1972-74	Cohen, Abe (OG), Chattanooga	1960
Atchason, Jack (OE), Western Illinois	1960	Colclough, Jim (WR), Boston College	1960-68
Atessis, Bill (DE), Texas	1971	Coleman, Dennis (LB), Mississippi	1971
Avezano, Joe (OC), Florida St.	1966	Collins, Tony (RB), East Carolina	1981-85
		Condon, Tom (OG), Boston College	1985
Bailey, Bill (RB), Cincinnati	1969	Conn, Dick (S), Georgia	1975-79
Baker, Melvin (WR), Texas Southern	1975	Corbett, Steve (OG), Boston College	1975
Ballou, Mike (LB), UCLA	1970	Corcoran, Jim (QB), Maryland	1968
Banks, Willie (G), Alcorn A&M	1973	Costict, Ray (LB), Miss St.	1977-79
Barnes, Bruce (P), UCLA	1973-74	Cowan, Larry (RB) Jackson St.	1982
Barnes, Pete (LB), So. University	1976-77	Crabtree, Eric (WR), Pittsburgh	1971
Barnes, Rodrigo (LB), Rice	1974-75	Crawford, Jim (RB), Wyoming	1960-64
Beach, Walter (DB), Central Mich.	1960-61	Creswell, Smiley (DE), Michigan St.	1985
Beaudoin, Doug (S), Minnesota	1976-79	Cross, Bob (OT), Kilgore Jr. Col	1960
Beer, Tom (TE), Houston	1970-72	Crouthamel, Jake (RB), Dartmouth	1960
Bell, Bill (K), Kansas	1973	Crow, Albert (DT), William & Mary	1960
Bellino, Joe (RB), Navy	1965-67	Crump, George (DE) East Carolina	1982-83
Bennett, Phil (LB), Miami	1960	Crump, Harry (RB), Boston College	1963
Berger, Ron (DE), Wayne State	1969-72	Cryder, Bob (OG), Alabama	1978-83
Beverly, Randy (DB), Colorado St.	1970-71	Cudzik, Walt (OC), Purdue	1960-63
Bischa, Joe (OE), Richmond	1960	Cunningham, Jay (DB), Bwl. Gm	1965-67
Bishop, Richard (NT), Louisville	1976-81	Cunningham, Sam (RB), USC	73-79, 81-82
Blackmon, Don (LB), Tulsa	1981-85	Currier, Bill (DB), So. Carolina	1980
Blahak, Joe (CB), Nebraska	1976	Cusick, Pete (NT), Ohio St.	1975
Blanchard, Dick (LB), Tulsa	1972		
Blanks, Sid (RB), Texas A&I	1969-70	Damkroger, Maury (LB), Nebraska	1974
Bolton, Ron (DB), Norfolk St.	1972-75	Danenbauer, Bill (DE), Emporia	1960
Boudreaux, Jim (DE), Louis. Tech	1966-68	Davis, Jack (OG), Maryland	1960
Bowman, Jim (S), C. Michigan	1985	Dawson, Bill (LB-TE-DE), Florida St.	1965
Boyd, Greg (S), Arizona	1973	Dawson, Lin (TE), N.C. State	1981-85
Boyd, Greg (DE), San Diego St.	1977-78	Dee, Bob (DE), Holy Cross	1960-67
Bradshaw, Morris (WR) Ohio St.	1982	Delucca, Gerry (OT), Mid. Tenn. St.	1960-64
Bramlett, John (LB), Memphis St.	1969-70	Dimitroff, Tom (QB), Miami (O)	1960
Briscoe, Marlin (WR), Nebraska (Omaha)	1976	Disenzo, Tony (OT), Michigan St.	1960
Brock, Pete (C), Colorado	1976-85	Dombroski, Paul (DB), Linfield	1981-84
Brown, Barry (TE-LB), Florida	1969-70	Donnalley, Kevin (DB), N. Dakota St.	1981
Brown, Bill E. (LB), Syracuse	1960	Dorsey, Nate (DE), Mississippi Val.	1973
Brown, Preston (WR), Vanderbilt	1980, 1982	Dowling, Brian (QB), Yale	1972-73
Brown, Sidney (CB), Oklahoma	1978	Dressler, Doug (RB), Chico St.	1975
Browning, Dave (DE), Washington	1983	Dukes, Mike (LB), Clemson	1964-65
Brune, Fred (DB), Ohio St.	1960-62	DuLac, Bill (OG), Eastern Mich.	1974-75
Bryant, Hubie (WR), Minnesota	1971-72	Dumler, Doug (OC), Nebraska	1973-75
Buben, Mark (DL), Tufts	1979, 1981	Durko, Sandy (S), USC	1973-74
Bugenhagen, Gary (OT-G), Syracuse	1969-70		
Buoniconiti, Nick (LB), Notre Dame	1962-68	Eason, Tony (QB), Illinois	1983-85
Burks, Steve (WR), Arkansas State	1975-77	Edmonds, Randy (LB), Geo. Tech	1971
Burton, Ron (RB), Northwestern	1960-65	Eisenhower, Larry (DE),	
Byrd, Dennis (DT), North Carolina St.	1968	Boston College	1962-69
Cagle, John (DT-LB-G), Clemson St.	1969	Falcon, Terry (OG), Montana	1978-79
Calhoun, Don (RB), Kansas St.	1975-81	Fairchild, Paul (OG), Kansas	1984-85
Camarillo, Rich (P), Washington	1981-85	Farmer, Lon (LB), Chattanooga	1964-66
Canale, Justin (OG), Mississippi St.	1965-68	Feacher, Ricky (WR), Miss. Val. St.	1976
Canale, Whit (DE), Tennessee	1968	Feldhausen, Paul (OT), Northland	1968-69
Cappadona, Bob (RB), Northeastern	1966-67	Felt, Dick (DB), Brigham Young	1962-66
Cappelletti, Gino (WR-K-DB), Minn.	1960-70	Ferguson, Vagas (RB), Notre Dame	1980-82
Carter, Allen (RB), USC	1975-76	Flick, Tom (QB), Washington	1982
Carter Kent (LB), USC	1974	Foreman, Chuck (RB), Miami (FL)	1980
Cash, Rick (DT), N.E. Missouri	1972-73	Forte, Ike (RB), Arkansas	1967-77
Cavanaugh, Matt (QB), Pittsburgh	1978-82	Foster, Will (LB), E. Michigan	1973-74
Caveness, Ron (LB), Arkansas	1968-69	Fox, Tim (S), Ohio St.	1976-81
Chandler, Al (TE), Oklahoma	1976-79	Francis, Russ (TE), Oregon	1975-80
Chandler, Edgar (LB), Georgia	1973	Franklin, Tony (K), Texas A&M	1984-5
Chapple, Dave (P) Cal. (Santa Barbara)	1974	Fraser, Jim (LB-P), Wisconsin	1966
Charles, John (DB), Purdue	1967-69	Frazier, Charley (WR), Texas So.	1969-70
		Fryar, Irving (WR), Nebraska	1984-85

Funchess, Tom (OT), Jack. St. . . . .	1968-70	Jones, Cedric (WR), Duke . . . . .	1982-85
Fussell, Tom (DE) LSU . . . . .	1967	Jones, Ezell (OT), Minnesota . . . . .	1969-70
Gallagher, Allen (OT), USC . . . . .	1974	Jordan, Shelby (OT), Wash. (Mo.)	1975-77-82
Gamble, R.C. (RB), So. Car. St. . . . .	1968-69	Kadziel, Roin (LB), Stanford . . . . .	1972
Gardin, Ron (WR), Arizona . . . . .	1971	Kapp, Joe (QB), California . . . . .	1970
Garrett, Carl (RB), N. Mex. High . . . . .	1969-72	Kecman, Dan (LB), Maryland . . . . .	1970
Garrett, J.D. (RB), Grambling . . . . .	1964-67	Keeton, Durwood (S), Oklahoma . . . . .	1975
Garron, Larry (RB), Western Illinois . . . . .	1960-68	Kerrigan, Mike (QB), Northwestern . . . . .	1983-84
Geddes, Bob (LB), UCLA . . . . .	1973-75	Khayat, Ed (DT), Tulane . . . . .	1966
Germany, Willie (S), Morgan St. . . . .	1976	Kimber, Bill (OE), Florida St. . . . .	1961
Gibson, Ernest (CB), Furman . . . . .	1984-85	Kiner, Steve (LB), Tennessee . . . . .	1971, 73
Gillen, John (LB), Illinois . . . . .	1983	King, Claude (RB), Houston . . . . .	1962
Gipson, Paul (RB), Houston . . . . .	1973	King, Steve (LB), Tulsa . . . . .	1973-81
Gladieux, Bob (RB), Notre Dame . . . . .	1969-72	Klein, Dick (OT), Iowa St. . . . .	1961-62
Gogolak, Charlie (K), Princeton . . . . .	1970-7 2	Krief, Gayle (WR), Morningside . . . . .	1970
Golden, Tim (LB), Florida . . . . .	1982-84	Koontz, Ed (LB), Catawba . . . . .	1968
Golic, Bob (LB), Notre Dame . . . . .	1979-81	Krakau, Merv (LB), Iowa St. . . . .	1978
Gonzalez, Noe (RB), SW Texas St. . . . .	1974	Kuehn, Art (OC), UCLA . . . . .	1983
Graff, Neil (QB), Wisconsin . . . . .	1974-75	Larson, William (RB), Western Illinois . . . . .	1960
Graham, Art (WR), Boston College . . . . .	1963-68	Lasifer, Ike (DE), St. Augustine's . . . . .	1970-71
Graham, Milt (OT), Colgate . . . . .	1961-63	Lawson, Odell (RB), Langston . . . . .	1970-71
Graves, White (DB), LSU . . . . .	1965-67	Lee, John (DE), Nebraska . . . . .	1981
Gray, Leon (OT), Jackson St. . . . .	1973-78	Lee, Keith (DB), Colorado St. . . . .	1981-84
Green, Jerry (RB), Georgia Tech . . . . .	1960	Lee, Robert (G), Missouri . . . . .	1960
Greene, Tom (QB), Holy Cross . . . . .	1960	Lenkaitis, Bill (C), Penn St. . . . .	1971-81
Grogan, Steve (QB), Kansas St. . . . .	1975-84	Leo, Bobby (WR), Harvard . . . . .	1967-68
Hagen, Halvor (G-DE), Weber St. . . . .	1971-72	Leo, Charlie (OG), Indiana . . . . .	1960-62
Haggerty, Mike (OT-DE), Miami . . . . .	1971	Lindquist, Paul (DT), New Hampshire . . . . .	1961
Haley, Darryl (OG), Utah . . . . .	1982-84	Lippett, Ronnie (DB), Miami (FL) . . . . .	1983-85
Hall, Ron (DB), Missouri Valley . . . . .	1961-67	Livingston, Walt (RB), Heidelberg . . . . .	1960
Hamilton, Ray (DE), Oklahoma . . . . .	1973-81	Lofton, Oscar (OE), S.E. Louisiana . . . . .	1960
Hammond, Kim (QB), Florida St. . . . .	1968-70	Long, Charlie (OT), Chattanooga . . . . .	1961-69
Hannah, John (OG), Alabama . . . . .	1973-85	Long, Mike (OE), Brandeis . . . . .	1960
Hanneman, Craig (DE), Oregon St. . . . .	1974-75	Lott, Billy (RB), Mississippi . . . . .	1961-63
Hare, Eddie (P), Tulsa . . . . .	1979	Loudd, Rommie (LB), UCLA . . . . .	1961-62
Harris, Marshall (DE), TCU . . . . .	1983	Loukas, Angelo (G), Northwestern . . . . .	1970
Harris, Rickie (DB), Arizona . . . . .	1971-72	Lowery, Nick (K), Dartmouth . . . . .	1978
Hartley, Ken (P), Catawba . . . . .	1981	Lunsford, Mel (DE), Central (O.) St. . . . .	1973-80
Hasselbeck, Don (TE), Colorado . . . . .	1977-83	Maitland, Jack (RB), Williams . . . . .	1971-72
Hauser, Art (DT), Xavier . . . . .	1960	Mallory, Irvin (DB), Virginia Union . . . . .	1971
Hawkins, Mike (OLB), Texas A&I . . . . .	1978-81	Mangum, John (DT), S. Mississippi . . . . .	1966-67
Hawthorne, Greg (WR-RB), Baylor . . . . .	1984-85	Marion, Fred (DB), Miami, (FL) . . . . .	1982-85
Hayman, Conway (OG), Delaware . . . . .	1972	Marsh, Aaron (WR), Eastern KY. . . . .	1968-69
Haynes, Mike (CB), Arizona St. . . . .	1976-82	Marshall, Al (WR), Boise St. . . . .	1974
Henke, Karl (OT), Tulsa . . . . .	1969	Martin, Donald (CB), Yale . . . . .	1973
Hennessey, Tom (DB), Holy Cross . . . . .	1965-66	Mason, Dave (S), Nebraska . . . . .	1973
Henson, Luther (NT), Ohio St. . . . .	1982-84	Massey, Jim (CB), Linfield . . . . .	1974-75
Herock, Ken (LB), West Virginia . . . . .	1969	Mass, Wayne (OT), Miami . . . . .	1972
Herron, Mack (RB), Kansas St. . . . .	1973-75	Matich, Trevor (OC), Brigham Young . . . . .	1985
Hinton, Eddie (WR), Oklahoma . . . . .	1974	Matthews, Bill (LB), So. Dak. St. . . . .	1979-81
Hoey, George (DB), Michigan . . . . .	1972-73	Matthews, Henry (RB), Michigan St. . . . .	1972
Holloway, Brian (OT), Stanford . . . . .	1981-85	May, Art (DE), Tuskegee . . . . .	1971
Holmes, Ernie (NT), Texas Southern . . . . .	1978	McAlister, James (RB/KR), UCLA . . . . .	1978
Howard, Bob (CB), San Diego St. . . . .	1975-77	McCall, Bob (RB), Arizona . . . . .	1973
Huarte, John (QB), Notre Dame . . . . .	1966-67	McComb, Don (DE), Bradley . . . . .	1960
Hubach, Mike (P), Kansas . . . . .	1980-81	McCray, Prentice (S), Arizona St. . . . .	1974-80
Hudson, Bill (DT), Clemson . . . . .	1965	McCurry, Dave (S), Iowa St. . . . .	1974
Hunt, Jim Lee (DT), Prairie View . . . . .	1961-71	McDougald, Doug (DE), VPI . . . . .	1980
Hunt, Kevin (OT), Doane . . . . .	1973	McGee, George (OT), Southern . . . . .	1960
Hunt, Sam (LB), S.F. Austin . . . . .	1974-79	McGee, Tony (DE), Bishop (Tex.) . . . . .	1974-81
Hyland, Bob (OC), Boston College . . . . .	1977	McGrew, Larry (LB), USC . . . . .	1980, 1982-1985
Ilg, Ray (LB), Colgate . . . . .	1967-68	McKay, Bob (OT), Texas . . . . .	1976-78
Imhof, Martin (DE), San Diego St. . . . .	1975	McKinnon, Don (LB), Dartmouth . . . . .	1963-64
Ingram, Brian (LB), Tennessee . . . . .	1982-85	McMahon, Art (DB), N. Carolina St. . . . .	1968-72
Ivory, Horace (RB), Oklahoma . . . . .	1977-81	McQuay, Leon (RB), Tampa . . . . .	1975
Jackson, Harold (WR), Jackson St. . . . .	1978-81	McSwain, Rod (CB), Clemson . . . . .	1984-85
Jackson, Honor (DB), Pacific . . . . .	1972-73	Meixler, Ed (LB), Boston University . . . . .	1965
Jacobs, Harry (DE-LB), Bradley . . . . .	1960-62	Mildren, Jack (S), Oklahoma . . . . .	1974
Jacobs, Ray (DT), Howard Payne . . . . .	1969	Miller, Al (RB), Boston College . . . . .	1960
Jagielski, Harry (DT), Indiana . . . . .	1960-61	Miller, Dan (K), Miami, FI . . . . .	1982
James, Craig (RB), SMU . . . . .	1984-85	Mirich, Rex (DT), Northern Arizona . . . . .	1970
James, Roland (DB), Tennessee . . . . .	1980-85	Mitchell, Leroy (DB), Texas Southern . . . . .	1967-68
Janik, Tom (DB-P), Texas A&I . . . . .	1969-71	Montler, Mike (OT), Colorado . . . . .	1969-72
Jarvis, Ray (WR), Norfolk St. . . . .	1979	Moore, Arthur (DT), Tulsa . . . . .	1973-77
Jenkins, Ed (RB), Holy Cross . . . . .	1974	Moore, Leroy (DE), Ft. Valley St. . . . .	1961-62
Johnson, Andy (RB), Georgia	1974-76, 78-81	Moore, Steve (OT), Tenn St. . . . .	1983-85
Johnson, Billy (DB), Nebraska . . . . .	1966-69	Morgan, Stanley (WR), Tennessee . . . . .	1977-85
Johnson, Daryl (DB), Morgan St. . . . .	1968-71	Morris, Guy (OC), Texas Christian . . . . .	1984-85
Johnson, Ellis (RB), S.E. Louisiana . . . . .	1965-66	Morris, Jon (OC), Holy Cross . . . . .	1964-74
Johnson, Joe (OE), Boston College . . . . .	1960-61	Mosier, John (TE), Kansas . . . . .	1973
Johnson, Preston (RB), Florida A&M . . . . .	1968	Moss, Roland (TE), Toledo . . . . .	1971
		Murphy, Bill (WR), Cornell . . . . .	1968

Nance, Jim (RB), Syracuse . . . . . 1965-71  
 Neighbors, Billy (OG), Alabama . . . . . 1962-65  
 Nelson, Steve (LB), N. Dakota St. . . 1974-84  
 Neumann, Tom (RB), Northern Michigan 1963  
 Neville, Tommy (OT), Mississippi . . . 1965-77  
 Nichols, Bob (TE), Boston University 1967-68  
  
 Oakes, Don (OT), Virginia Tech . . . 1963-68  
 O'Hanley, Ross (DB), Boston College 1960-65  
 Osley, Willie (CB), Illinois . . . . . 1974  
 Outlaw, John (DB), Jackson St. . . . 1969-72  
 Owen, Tom (QB), Wichita St. . . . . 1976-81  
 Owens, Dennis (NT), N. Carolina St. 1982-85  
  
 Parilli, Babe (QB), Kentucky . . . . . 1961-67  
 Patrick, Mike (P), Mississippi St. . . 1975-78  
 Patton, Jerry (DE), Nebraska . . . . . 1975  
 Pennywell, Carlos (WR), Grambling . 1978-81  
 Peoples, George (RB), Auburn . . . . . 1983  
 Perkins, Willis (OG), Texas Southern . . 1961  
 Philpott, Ed (LB), Miami (O) . . . . . 1967-71  
 Philips, Jess (RB), Michigan St. . . . 1976-77  
 Plunkett, Art (OT), Las Vegas-Nev. . . 1985  
 Plunkett, Jim (QB), Stanford . . . . . 1971-75  
 Pope, Ken (CB), Oklahoma . . . . . 1974  
 Porter, Willie (DB), Texas Southern . . 1968  
 Posey, David (K), Florida . . . . . 1978  
 Prestidge, Luke (P), Baylor . . . . . 1984  
 Price, Kenny (LB), Iowa . . . . . 1971  
 Pruett, Perry (DB), North Texas St. . . 1971  
 Puetz, Garry (OG), Valparaiso . . . . 1979-81  
 Purvis, Vic (WR), S. Mississippi . . . 1966-67  
 Pyne, George (OT), Olivet . . . . . 1965  
  
 Rademacher, Bill (WR), N. Mich. St. 1969-70  
 Ramsey, Derrick (TE), Kentucky . . . 1983-85  
 Ramsey, Tom (QB), UCLA . . . . . 1985  
 Ratkowski, Ray (RB), Notre Dame . . . 1961  
 Ray, Eddie (RB-P), LSU . . . . . 1970  
 Reilly, Kevin (LB), Villanova . . . . . 1975  
 Rembert, Johnny (LB), Clemson . . . 1983-85  
 Reynolds, Bob (OT), Bowling Green . 1972-73  
 Reynolds, Ed (LB), Virginia . . . . . 1983-85  
 Reynolds, Tom (WR), San Diego St. . . 1972  
 Richardson, Al (DE), Grambling . . . . 1960  
 Richardson, Jesse (DT), Alabama . . . 1962-64  
 Richardson, Tom (WR), Jackson St. 1969-70  
 Robinson, Bo (RB), W. Texas St. . . . 1984  
 Robinson, Rex (K), Georgia . . . . . 1982  
 Robotti, Frank (LB-RB), Boston College 1961  
 Rogers, Doug (DE), Stanford . . . . . 1984  
 Romaniszy, Jim (LB), Edinboro St. (PA) 1976  
 Romeo, Tony (TE), Florida St. . . . . 1962-67  
 Romine, Al (DB), Florence St. . . . . 1961  
 Rowe, Dave (DT), Penn St. . . . . 1971-73  
 Rucker, Reggie (WR), Boston Univ . 1971-74  
 Rudolph, Jack (LB), Georgia Tech . . 1960-65  
  
 Sanders, John (S), South Dakota . . . 1974-76  
 Sanford, Rick (FS), South Carolina . 1979-84  
 Sardisco, Tony (OG), Tulane . . . . . 1960-62  
 Satcher, Doug (LB), S. Mississippi . . 1966-68  
 Scarpio, Bob (WR-P), Notre Dame . . . 1968  
 Schaum, Greg (DE), Michigan St. . . . 1978  
 Schmidt, Bob (OT), Minnesota . . . . . 1964  
 Schottenheimer, Marty (LB), Pittsbrgh 1969-70  
 Schubert, Steve (WR), Massachusetts . 1974  
 Schwedes, Gerhardt (RB), Syracuse . . 1960-61  
 Scott, Clarence (DB), Morgan St. . . . 1969-72  
 Sellers, Ron (WR), Florida St. . . . . 1969-71  
 Sherman, Tom (QB-DB), Penn St. . . . 1968-69  
 Shiner, Dick (QB), Maryland . . . . . 1973-74  
 Shoate, Rod (LB), Oklahoma . . . . . 1975-81  
 Shonta, Chuck (DB), E. Michigan . . . 1960-67  
 Simerson, John (OT), Purdue . . . . . 1961  
 Sims, Ken (DE), Texas . . . . . 1982-85  
 Singer, Carl (OT), Purdue . . . . . 1966-68  
 Smith, Connell (DE), Southern Univ . 1973-74  
 Smith, Hal (DT), UCLA . . . . . 1960  
 Smith, John (K) Southampton (Eng.) 1974-83  
 Smith, Ricky (DB), Alabama St. . . . . 1982-84  
 Snyder, Al (WR), Holy Cross . . . . . 1964  
 Solitis, Bob (DB), Minnesota . . . . . 1960-61  
 Songin, Ed (Butch) (QB), B.C. . . . . 1960-61  
 Spears, Ron (DE), San Diego St. . . . 1982-83  
  
 Starring, Stephen (WR),  
 McNeese St. . . . . 1983-85  
 Steinfert, Fred (K), Boston College . . 1983  
 Stenger, Brian (LB), Notre Dame . . . 1973  
 Stephens, Tom (DB-TE), Syracuse . . . 1960-64  
 Stingley, Darryl (WR), Purdue . . . . 1973-77  
 St. Jean, Lennie (OG), N. Michigan . 1964-73  
 Stolberg, Eric (WR), Indiana . . . . . 1971  
 Striegall, Bill (LB), College of Pacific . 1960  
 Studstill, Pat (P), Houston . . . . . 1972  
 Sturt, Fred (G), Bowling Green . . . . 1976-78  
 Suci, Bob (DB), Michigan St. . . . . 1963  
 Swanson, Terry (P), Massachusetts . 1967-68  
 Sweet, Joe (WR), Tennessee St. . . . . 1974  
 Sykes, Alfred (WR), Florida A&M . . . . 1971  
  
 Taliaferro, Mike (QB), Illinois . . . . . 1968-71  
 Tanner, John (LB-DE), Tenn. Tech . . 1973-74  
 Tarver, John (RB), Colorado . . . . . 1972-74  
 Tatupu, Mosi (RB), S. California . . . 1978-85  
 Taylor, Greg (RB), Virginia . . . . . 1982  
 Thomas, Ben (DE), Auburn . . . . . 1985  
 Thomas, Donnie (LB), Indiana . . . . . 1976  
 Thomas, Gene (RB), Florida A&M . . . . 1968  
 Tippet, Andre (LB), Iowa . . . . . 1982-85  
 Tipton, Dave (NT), Western Illinois . 1975-76  
 Toler, Ken (WR), Mississippi . . . . . 1981-82  
 Toner, Ed (DT), Massachusetts . . . . 1967-70  
 Towns, Bobby (DB), Georgia . . . . . 1961  
 Trull, Don (QB), Baylor . . . . . 1967  
 Turner, Bake (WR), Texas Tech . . . . . 1970  
  
 Van Eeghen, Mark (RB), Colgate . . . . 1982-83  
 Vataha, Randy (WR), Stanford . . . . . 1971-76  
 Veris, Garin (DE), Stanford . . . . . 1985  
 Virkus, Scott (DE), San Fran. City Col. 1984  
  
 Walker, Mike (K), None . . . . . 1972  
 Washington, Clyde (DB), Purdue . . . 1960-61  
 Washington, Mark (CB), Morgan St. . . 1979  
 Watson, Dave (G), Georgia Tech . . . 1963-64  
 Weathers, Clarence (WR),  
 Delaware St. . . . . 1983-84  
 Weathers, Robt. (RB), Arizona St. . . 1982-85  
 Webb, Don (DB), Iowa St. . . . . 1961-71  
 Webster, George (LB), Michigan St. . 1974-76  
 Weisacosky, Ed (LB), Miami . . . . . 1971-72  
 Weishuhn, Clayton (LB), Angelo St. . 1982-84  
 Welch, Claxton (RB), Oregon . . . . . 1973  
 Wells, Billy (RB), Michigan St. . . . . 1960  
 West, Mel (DB), Missouri . . . . . 1961  
 Westbrook, Don (WR), Nebraska . . . . 1977-81  
 Whalen, Jim (TE), Boston College . . 1965-69  
 Wheeler, Dwight (OT), Tennessee St. 1978-83  
 White, Harvey (QB), Clemson . . . . . 1960  
 White, Jeff (K-P), Texas El Paso . . . . 1973  
 White, Jim (DE), Colorado St. . . . . 1972  
 Whittingham, Fred (LB), California Poly 1970  
 William, J.R. (LB-C) La. Tech . . . . . 1968-70  
 Williams, Brian (TE), Southern . . . . . 1982  
 Williams, Brooks (TE), N. Carolina . . 1983  
 Williams, Derwin (WR), New Mexico . . 1985  
 Williams, Ed (LB), Texas . . . . . 1984-85  
 Williams, Jon (RB), Penn St. . . . . 1984  
 Williams, Lester (NT), Miami (FL) . . 1982-85  
 Williams, Toby (DE), Nebraska . . . . 1983-85  
 Wilson, Darrell (DB), Conn. . . . . 1981  
 Wilson, Ed (QB), Arizona St. . . . . 1965  
 Wilson, Darryal (WR), Tennessee . . . 1983  
 Wilson, Jerrel (P), S. Mississippi . . . 1978  
 Wilson, Joe (RB), Holy Cross . . . . . 1974  
 Windsor, Bob (TE), Kentucky . . . . . 1972-75  
 Wirgowski, Dennis (DE), Purdue . . . 1970-72  
 Witt, Mel (DT), Arlington State . . . . 1967-70  
 Wooten, Ron (OG), N. Carolina . . . . 1982-85  
 Wright, Elmo (WR), Houston . . . . . 1975  
  
 Yates, Bob (OT-G-C), Syracuse . . . . 1960-65  
 Yewcic, Tom (P-QB), Michigan St. . . 1961-66  
  
 Zabel, Steve (LB), Oklahoma . . . . . 1975-78  
 Zamberlin, John (LB), Pac. Lutheran 1979-82  
 Zendejas, Joaquin (K), LaVerne (CA) . 1983



# ALL-TIME PATRIOTS' PLAYER DRAFT

## 1986

1. Reggie Dupard, 26, (RB) Southern Methodist; 2a. Mike Ruth, 42 (NT), Boston College (choice from Seattle as part of Bob Cryder trade of 1984); 2b. Vencie Glenn, 54, (DB) Indiana State; 3. Patriots' selection 81 overall forfeited; 4. Scott Gieselmann, 109, (TE) Boston College; 5. Greg Robinson, 137, (OG/OT), Sacramento State; 6. Patriots' selection 164 overall traded to Tampa Bay for Buccaneers' fifth-round pick in 1987; 7a. Ray McDonald, 187, (WR), Florida (choice from San Francisco as part of Matt Cavanaugh trade of 1983); 7b. Brent Williams, 193, (DE) Toledo; 8. Greg Baty, 220, (TE) Stanford; 9. George Colton, 248, (OG) Maryland; 10. Cletis Jones, 276, (RB) Florida State; 11. Gene Thomas, 303, (WR), University of Pacific; 12. Don McAulay, 330, (K) Syracuse.

## 1985

1. Patriots' selection 16 overall traded to San Francisco; 1. Trevor Matich, 28, (OC) BYU (choice from San Francisco); 2a. Garin Veris, 48, (DE) Stanford; 2b. Jim Bowman, 52, (DB) Central Michigan (choice from LA Raiders part of Mike Haynes deal of 1983); 2c. Ben Thomas, 56, (DE) Auburn (choice from San Francisco); 3. Patriots' selection to San Francisco; 3. Audrey McMillian, 84, (DB) Houston (choice from San Francisco); 4a. Tom Toth, 102, (OT) Western Michigan; 4b. Gerard Phelan, 108, (WR) Boston College (choice from LA Raiders part of Shelby Jordan deal of 1983) 5. Choice to Cincinnati as part of WR Irving Fryar tradeup deal of 1984; 6. Choice to Philadelphia as part of K Tony Franklin deal of 1984; 7a. Choice to LA Raiders as part of the Mike Haynes deal of 1983; 7b. Choice to LA Raiders; 8a. Choice to Atlanta for DB Rod McSwain (1984); 8b. Miford Hodge, 224, (DE) Washington State (choice from San Francisco part of Matt Cavanaugh deal of 1983); 9. Choice to Pittsburgh for RB/WR Greg Hawthorne (1984); 10. Choice to Denver for P Luke Prestridge (1984); 11. Paul Lewis, 296, (RB) Boston University; 12. Tony Mumford, 328, (RB) Penn State.

## 1984

1. Irving Fryar, 1, (WR) Nebraska; 2. Ed Williams, 43, (LB) Texas; 3. Jonathan Williams, 70, (RB) Penn State; 5. Paul Fairchild, 124, (OG) Kansas; 6. Ernest Gibson, 151, (DB) Furman; 7a. Bruce Kallmeyer, 184, (K) Kansas; 7b. Derwin Williams, 192, (WR) New Mexico; 8. James Keyton, 211, (OT) Arizona State; 9a. Scott Bolzan, 238, (OT) Northern Illinois; 9b. David Windham, 251, (LB), Jackson State; 11. Charlie Flager, 292, (OG) Washington State; 12. Harper Howell, 319, (TE), UCLA. **SUPPLEMENTAL DRAFT:** 1. Ricky Sanders, 16 (WR) Southwest Texas State; 2. Eric Jordan, 43, (RB) Purdue; 3. Walter Lewis, 70, (QB) Alabama.

## 1983

1. Tony Eason, 15, (QB) Illinois. 2. Darryl Wilson, 47, (WR) Tennessee. 3a. Stephan Starring, 74, (WR) McNeese State. 3b. Steve Moore, 80, (OG/OT) Tennessee State (choice from San Diego in FS Tim Fox trade). 4. Johnny Rembert, 101, (LB) Clemson. 5a. Smiley Creswell, 118, (DE) Michigan State (choice from Chicago in LB Rod Shoate trade). 5b. Darryl Lewis, 128, (TE) Texas-Arlington. 6. Mike Bass, 155, (K) Illinois. 7. Craig James, 187, (RB) SMU/Washington-USFL. 8. Ronnie Lippett, 214, (DB) Miami (FL). 9a. Ricky Williams, 233, (RB) Langston (choice from New Orleans). 9b. Mark Keel, 240, (TE) Arizona/Arizona—USFL. 10a. James Williams, 264, (TE) Wyoming (choice from NY Giants in LB Bill Matthews trade). 10b. Toby Williams, 265, (DE) Nebraska (choice from New Orleans). 10c. Tom Ramsey, 267, (QB) UCLA/Los Angeles—USFL. 11a. Steve Parker, 292, (WR/KR) Abilene Christian (choice from New Orleans). 11b. Calvin Eason, 294, (DB) Houston. 12a. Waddell Kelly, 319, (RB) Arkansas State (choice from New Orleans). 12b. Andy Ekern, 326, (OT) Missouri.

## 1982

1a. Ken Sims, 1 (DE) Texas. 1b. Lester Williams, 27, (DT) Miami (FL) (choice from San Francisco in TE Russ Francis deal). 2. own choice (29th overall) traded to San Francisco. 2a. Robert Weathers, 40, (RB) Arizona State (choice from San Diego in FS Tim Fox deal.) 2b. Andre Tippett, 41, (LB) Iowa (choice from San Francisco). 2c. Darryl Haley, 55, (OT) Utah (choice from San Francisco). 3a. Cedric Jones, 56, (WR/KR) Duke. 3b. Clayton Weishuhn, 60, (LB) Angelo State (choice from Seattle for RB Horace Ivory). 4a. George Crump, 85, (DE) East Carolina. 4b. Brian Ingram, 111, (LB) Tennessee (choice from San Francisco in TE Russ Francis deal). 5. Fred Marion, 112, (DB) Miami (FL). 6. Ricky Smith, 141, (DB) Alabama State. 7. Jeff Roberts, 168, (LB) Tulane. 8. Ken Collins, 197, (LB) Washington State. 9. Kelvin Murdock, 224, (WR) Troy State. 10. Brian Clark, 253, (K) Florida. 11a. used to select WR Chy Davidson of Rhode Island in 1981 supplemental draft. 11b. Steve Sandon, 296, (QB) Northern Iowa (choice from NY Giants for DB Bill Currier). 12. Greg Taylor, 308, (WR/KR) Virginia.

## 1981

1. Brian Holloway, 19, (OT) Stanford. 2. Tony Collins, 47, (RB/KR) East Carolina. 3. choice to Minnesota for RB Chuck Foreman. 4. Don Blackmon, 102, (LB) Tulsa. 5. Steve Clark, 130, (DE) Kansas State. 6. Ron Wooten, 157, (OG) North Carolina. 7. Ken Toler, 185, (WR) Mississippi. 8a. Ken Naber, 194, (P) Stanford (choice from New Orleans for OG Sam Adams). 8b. Lin Dawson, 212, (TE) North Carolina State. 9. choice to Detroit for LB Ed O'Neill. 10. choice to Cleveland for DE Ernest Pirce. 11. Brian Buckley, 295, (QB) Harvard. 12. Cris Crissy, 323, (DB/KR) Princeton.

## 1980

1a. Roland James, 14, (DB), Tennessee. 1b. Vagas Ferguson, 25, (RB), Notre Dame (choice from Houston in OT Leon Gray deal). 2. Larry McGrew, 45, (LB) USC. 3. Steve McMichael, 73, (DT) Texas. 4 choice to Los Angeles in WR Harold Jackson deal. 5. Doug McDougald, 124, (DE), VPI. 6a. choice to Cleveland for DE Mike St. Clair. 6b. Preston Brown, 160, (WR/KR) Vanderbilt (choice from Houston in OT Leon Gray deal). 7. Tom Kearns, 180, (OG) Kentucky. 8. Mike House, 208, (TE) Pacific. 9. Barry Burget, 235, (LB) Oklahoma. 10. Tom Daniel, 266, (OC) Georgia Tech. 11. Mike Hubach, 293, (P) Kansas. 12. Jimmy Jordan, 320, (QB) Florida State.

## 1979

1. Rick Sanford, 25, (DB) South Carolina. 2. Bob Golic, 52, (LB) Notre Dame. 3. (Choice to Los Angeles) in WR Harold Jackson deal.) 4. Eddie Hare, 106, (P) Tulsa. 5. John Zamberlin, 135, (LB) Pacific Lutheran. 6. (Choice to Pittsburgh). 7a. Judson Flint, 177, (DB) Memphis State (choice from Washington). 7b. choice forfeited. 8. Randy Love, 216, (RB) Houston. 9. John Spagnola, 245, (TE) Yale. 10. Martin Cox, 270, (WR) Vanderbilt (choice from Denver); Allan Clark, 271, (RB) Northern Arizona. 11. (Choice to Washington). 12. (Choice to Detroit).



## 1978

1. Bob Cryder, 18 (G) Alabama. 2. Matt Cavanaugh, 50, (QB) Pittsburgh. 3. Carlos Pennywell, 77, (WR) Grambling. 4. Dwight Wheeler, 102, (T) Tennessee State. 5. Bill Matthews 129, (LB) South Dakota State. 6. Kern Coleman, 156, (LB) Mississippi. 7. Mike Hawkins, 188, (LB) Texas A&I. 8a. Terry Falcon, 198, (G) Montana (choice from Buffalo through Philadelphia); 8b. Mosi Tatupu, 215, (RB) Southern California. 9. Tim Petersen, 242, (LB) Arizona State. 10. Bryan Ferguson, 269, (DB) Miami. 11. Charlie Williams 296, (LB) Florida. 12. John Gibney, 328, (C) Colgate.

## 1977

1a. Raymond Clayborn, 16, (DB) Texas (choice from San Francisco); 1b. Stanley Morgan, 25, (WR) Tennessee. 2a. Horace Ivory, 44, (RB) Oklahoma (choice from San Francisco); 2b. Don Hasselbeck, 52, (TE) Colorado. 3. Sidney Brown, 82, (DB) Oklahoma. 4. Gerald Skinner, 109, (T) Arkansas. 5. (Choice to St. Louis). 6. (Choice to Houston). 7. Ken Smith, 192, (WR) Arkansas-Pine Bluff. 8. Brad Benson, 219, (G) Penn State. 9. Jerry Voegelé, 249, (LB) Michigan. 10a. John Rasmussen, 276, (T) Wisconsin; 10b. Giles Alexander, 279, (DE) Tulsa (choice from Oakland). 11. Ray Costick, 303, (LB) Mississippi State. 12. Dave Preston, 333, (RB) Bowling Green.

## 1976

1a. Mike Haynes, 5, (DB) Arizona State; 1b. Pete Brock, 12, (C) Colorado (choice from San Francisco); 1c. Tim Fox, 21, (DB) Ohio State (choice from Houston through San Francisco). 2. Ike Forte, 35, (RB) Arkansas. 3. (Choice to Chicago). 4. (Choice to Cleveland through Philadelphia). 5. (Choice to San Diego). 6. (Choice to New York Giants); 6b. Greg Boyd, 170, (DE) San Diego State. 7. (Choice to Cincinnati); Perry Brooks, 202, (DT) Southern (choice from Houston). 8. (Choice to Philadelphia); Stu Betts, 235, (RB) Northern Michigan (choice from Minnesota). 9. Doug Beaudoin, 243, (DB) Minnesota. 10. Ricky Feacher, 270, (WR) Miss. Valley. 11. Donnie Thomas, 298, (LB) Indiana. 12. Nathaniel Bell, 325, (DT) Tulane. 13. James Jones, 352, (DB) Central Michigan. 14. David Quehl, 382, (WR) Holy Cross. 15. Bernard Coleman, 409, (WR) Bethune-Cookman. 16. Clifford Brown, 436, (DT) Tuskegee. 17. Todd Anderson, 465, (C) Stanford.

## 1975

1. Russ Francis, 16, (TE) Oregon. 2. Rod Shoate, 41, (LB) Oklahoma. 3. Pete Cusick, 66, (DT) Ohio State. 4. Allen Carter, 86, (RB) So. California (choice from San Diego through Cleveland); Steve Burks, 91, (WR) Arkansas State. 5. Steve Grogan, 116, (QB) Kansas State; Steve Freeman, 117, (DB) Mississippi St. (choice from Philadelphia). 6. (Choice to Detroit). 7. Lawrence Williams, 172, (WR) Texas Tech. 8. (Choice to Chicago). 9. (Choice to Pittsburgh). 10. (Choice to Pittsburgh). 11. Rene Garnett, 272, (DB) Idaho State. 12. Matt Kendon, 297, (DT) Idaho State; Conredge Holloway, 306, (QB-DB) Tennessee (choice from Washington). 13. Joe Harvey, 328, (DE) Northern Michigan. 14. Tom Gossom, 353, (WR) Auburn. 15. Don Clayton, 3718, (RB) Murray State. 16. Kerry Marbury, 403, (RB) West Virginia. 17. Myke Horton, 428, (T) UCLA.

## 1974

1. (Choice to San Francisco). 2. Steve Corbett, 30, (G) Boston College (choice from Chicago); Steve Nelson, 34, (LB) North Dakota State. 3. (Choice to Chicago through Washington). 4. (Choice to Cincinnati). 5. Andy Johnson, 113, (RB) Georgia; Charlie Battle, 124, (LB-DE) Grambling (choice from Washington through New Orleans). 6. (Choice to Baltimore); Chuck Ramsey, 141, (P) Wake Forest (choice from Philadelphia). 7. (Choice to Pittsburgh); Maury Damkroger, 178, (LB) Nebraska (choice from Washington). 8. (choice to Chicago). 9a. Ed McCartney, 209, (TE) Northeast Oklahoma (from Houston); 9b. (choice to Washington). 10. (Choice to Pittsburgh). 11. Archie Gibson, 268, (RB) Utah State. 12. Eddie Foster, 296, (T) Oklahoma. 13. Phil Benett, 321, (RB) Boston College. 14. Cecil Bowers, 346, (RB) Kentucky. 15. Sam Hunt, 374, (LB) Stephen F. Austin. 16. Lucious Selmon, 399, (DT) Oklahoma. 17. Gary Hudson, 424, (DB) Boston College.

## 1973

1. John Hannah, 4, (G) Alabama; Sam Cunningham, 11, (RB) So. California (choice from Los Angeles); Darryl Stingley, 19, (WR) Purdue (choice from Chicago). 2. (Choice to Cleveland through N.Y. Giants). 3. Brad Dusek, 56, (DB) Texas A&M; Charles Davis, 79, (RB) Alcorn A&M (choice from Dallas). 4. Allen Gallaheer, 82, (T) So. California. 5. Doug Dummer, 193, (C) Nebraska. 6. (Choice to New Orleans). 7. (Choice to Miami). 8. Isaac Brown, 185, (RB) W. Kentucky. 9. David Callaway, 212, (T) Texas A&M. 10. Dan Ruster, 238, (DB) Oklahoma. 11. Homer May, 264, (TE) Texas A&M. 12. Bruce Barnes 290 (P) UCLA. 13. Alan Lowry, 316, (DB) Texas. 14. Raymond Hamilton, 342, (LB) Oklahoma. 15. Conde Pugh, 358, (DB) Norfolk State. 16. Mike Kutter, 394, (DE) Concordia. 17. Eddie McAshan, 418, (QB-DB) Georgia Tech.

## 1972

1. (Choice to Minnesota as compensation for Joe Kapp). 1-b. Choice from Los Angeles for Phil Olsen sent to NY Giants in trade for Fred Dryer. 2. (Choice to Dallas); Tom Reynolds, 49, (WR) San Diego State (choice from Kansas City). 3. (Choice to Dallas); Jim White, 73, (DE) Colorado State U. (choice from Washington through Los Angeles). 4. (Choice to Dallas). 5. (Choice to Baltimore); Ron Bolton, 124, (DB) Norfolk State (choice from Oakland). 6. (Choice to Atlanta through New York Giants). 7. Clark Hoss, 165, (TE) Oregon State; John Tarver, 165, (RB) Colorado (choice from San Diego). 8. Steve Beyrle, 195, (G) Kansas State. 9. Mike Kelson, 220, (T) Arkansas. 10. Mel Caraway, 245, (DB) N.E. Oklahoma. 11. Rodney Cason, 269, (T) Angelo State. 12. Steve Booras, 295, (DE) Mesa J.C. 13. Sam Elmore, 325, (DB) E. Michigan. 14. Ed Rideout, 350, (WR) Boston College. 15. Joel Kilmek, 375, (TE) Pittsburgh. 16. Eric Dahl, 400, (DB) San Jose State. 17. Junior Ah You, 425, (LB) Arizona State.

## 1971

1. Jim Plunkett, 1, (QB) Stanford. 2. Julius Adams, 27, (DT) Texas Southern. 3. (Choice to Buffalo through Oakland). 4. (Choice to Denver). 5. Tim Kelly, 105, (LB) Notre Dame. 6. David Hardt, 131, (TE) Kentucky. 7. (Choice to Oakland). 8. (Choice to Buffalo). 9. Josh Ashton, 209, (RB) Tulsa. 10. Layne McDowell, 235, (T) Iowa. 11. Dan Schneiss, 251, (TE) Nebraska. 12. John Rodman, 287, (T) Northwestern. 13. Lewis Swain, 313, (DB) Alabama A&M. 14. Alfred Sykes, 339, (WR) Florida A&M. 15. Nick McGarry, 365, (TE) Massachusetts. 16. Jim Zikmund, 391, (DB) Kearney State. 17. Ronald Leigh, 417, (DE) Elizabeth City St.

## 1970

1. Phil Olsen, 4, (DT) Utah State. 2. (Choice to Houston). 3. Mike Ballou, 56, (LB) UCLA. 4. Eddie Ray, 83, (DB) LSU. 5. Bob Olson, 107, (LB) Notre Dame (choice from Miami); (choice to New York Jets). 6. (Choice to Buffalo). 7. Odell Lawson, 160, (RB) Langston, Okla. 8. (Choice to New York Jets). 9. Dennis Wirgowski, 212, (DE) Purdue. 10. Henry Brown, 239, (K-WR) Missouri. 11. Dennis Bramlett, 264, (T) Texas-El Paso. 12. Greg Roero, 291, (DT) New Mex. Highlands. 13. Ronnie Shelley, 316, (DB) Troy State. 14. Garvie Craw, 343, (RB-TE) Michigan. 15. Kent Schoolfield, 368, (WR) Florida A&M. 16. Otis McDaniel, 395, (DE) Tuskegee. 17. Joe Killingsworth, 420, (WR) Oklahoma.

## 1969

1. Ron Sellers 6, (SE) Florida State. 2. Mike Montler 32, (G) Colorado. 3. Carl Garrett, 58, (RB) N.M. Highlands. 4. (Choice to Denver through Kansas City). 5. Onree Jackson, 110, (QB) Alabama A&M. 6. (Choice to Oakland). 7. Rick Hackley, 162, (T) New Mexico State. 8. Bob Gladieux, 188, (RB) Notre Dame. 9. Steve Alexakos, 209 (G-LB) San Jose State (Choice from Buffalo); Joe Walker, 214, (DE) Albany State. 10. Dennis Devlin, 240, (DB) Wyoming. 11. Barry Gallup 266, (SE) Boston College. 12. Richard Lee 292, (DT) Grambling. 13. Joe Leasey, 318, (LB) Alcorn A&M. 14. John Cagle, 344, (LB) Clemson. 15. Brant Conley, 370, (RB-P) Tulsa. 16. Jim Vuono, 396, (LB) Adams State. 17. George Muse, 472, (LB-DB) Grambling.

## 1968

1. Dennis Byrd, 6, (DT) North Carolina State. 2. Tom Funchess, 32, (T) Jackson State. 3. Aaron Marsh, 60, (FL) Eastern Kentucky. 4. R.C. Gamble, 88, (RB) South Carolina State. 5. Jim Smithberger, 116, (DB) Notre Dame. 6. (Choice to Cincinnati). 7. John Schneider, 170, (QB) Toledo. 8. Daryl Johnson, 197, (DB) Morgan State. 9. (Choice to Houston). 10. John Outlaw, 249, (DB) Jackson State. 11. Paul Feldhausen, 278, (T) North land, Wis. 12. James Cheyynski, 305, (LB) Syracuse. 13. Max Huber, 332, (DT) Brigham Young. 14. Henry McKay, 358, (E) Guilford. 15. Art McMahan, 385, (DB) No. Carolina State. 16. Charles Fulton, 413, (RB) Tennessee. 17. Ed Koontz, 440, (LB) Catawba.

## 1967

1. John Charles, 21, (DB) Purdue. 2. (Choice to Kansas City). 3. (Choice to New York Jets). 4. Ed Philpott, 101, (DE) Miami (Ohio). 5. Melvin Witt, 128, (DE) Arlington State. 6. Ron Medlen, 154, (DE) SMU. 7. Robert Leo, 180, (HB) Harvard. 8. Tom Fussell, 206, (DT) LSU. 9. Charlie Thornhill, 232, (DB) Michigan State. 10. John Runnels, 257, (LB) Penn State. 11. Leroy Mitchell, 283, (FL) Texas Southern. 12. Dave Davis, 310, (T) Harvard. 13. Ray Ilg, 336, (LB) Colgate. 14. Bobby Beard, 361, (LB) Auburn. 15. Tom Follard, 388, (LB) Mississippi State. 16. Dik Nocera, 414, (HB) Southern Conn. 17. Bobby Nichols, 440, (TE) Boston University.

## 1966

1. Karl Singer, (T) Purdue; Willie Townes, (T) Tulsa. 2. Jim Boudreaux, (T) La. Tech; Ken Avery, (LB) Miss. Southern. 3. Harold Lucas, (T) Mich. State; Ed Toner, (G) U. Massachusetts. 4. (Choice to New York); Heath Wingate, (T) Bowling Green. 5. John Mangum, (T) Miss. Southern; Ray Perkins, (E) Alabama. 6. Dan Irby, (T) Louis. Tech.; Joe Avezzano, (G) Florida State. 7. Jim Battles, (T) Southern U.; Brent Caston (DB) Mississippi. 8. Sam Montgomery, (DB) Southern; Tom Schaefer, (RB) Chattanooga. 9. Doug Satcher, (LB) Southern; Jack White, (QB) Penn State. 10. Dennis Brewster, (T) BYU; Bob Ellis, (HB) Massachusetts. 11. (Choice to New York); Jay Marion, (DB) Wyoming. 12. Dick Fugere, (LB) Cincinnati. 13. Tom Carr, (FB) Bates St. 14. Bob Hall, (DB) Brown. 15. Billy Laird, (QB) La. Tech. 16. Buddy Owens, (G) Michigan State. 17. Dick Capp, (DE) Boston College. 18. John Pincavage, (E-DB) Virginia. 19. Joe Novogratz, (G) Pittsburgh. 20. Paul Soule, (HB) Bowdoin.

## 1965

1. Jerry Rush, (T) Michigan State; Dave McCormick, (T) LSU. 2. (Choice to Houston); Bob Kowowski, (T) Virginia. 3. Jim Whalen, (E) Boston College; Bob Cappadonna, (FB) Northeastern. 4. Ellis Johnson, (HB) S.E. Louisiana; Dick Arrington, (G) Notre Dame. 5. Corwyn Aldredge, (E) N.W. Louisiana; Dennis Smith, (DE) Cincinnati. 6. Justin Canale, (G) Mississippi State; Billy Ezell, (DB) LSU. 7. Tom Neville, (T) Mississippi State; John Hankinson, (QB) Minnesota. 8. Fred Brown, (E) Miami; Beau Colle, (DB) LSU. 9. Bob Malone, (T) Louisiana Tech.; Charles Brown, (T) Tulsa. 10. (Choice to Buffalo); Dave Hettema, (T) New Mexico. 11. John Frechette, (T) Boston College; Roy Schmidt, (G) Long Beach State. 12. Jim Weatherly, (DB) Mississippi; Leon Stanridge, (E) San Diego State. 13. Charlie Green, (QB) Wittenberg, 14. Jay Cunningham, (HB) Bowling Green. 15. Ted Rodosevitch, (G) Cincinnati. 16. George Pyne, (T) Olivet. 17. White Graves, (DB) LSU; Dave Lee, (E) Louisiana Tech. 18. Ed Meixler, (LB) Boston University. 19. Jim Nance (FB) Syracuse. 20. Fred Fugazzi, (FB) Missouri Valley.

## 1964

1. Jack Concannon, (QB) Boston College. 2. Jim Kelly, (E) Notre Dame. 3. (Choice to Denver). 4. Jon Morris, (E) Holy Cross. 5. (Choice to San Diego). 6. Jim Mazurek, (G) Syracuse. 7. T.W. Alley, (T) William & Mary. 8. J.D. Garrett, (HB) Grambling; Roger Lalonde, (T) Muskingum. 9. Lennie St. Jean, (E) N. Michigan. 10. (Choice to Buffalo). 11. Jim Barrett, (HB) Boston College. 12. (Choice to Kansas City). 13. Joe Scarpati, (DB) N. Carolina State. 14. Jim Wilson, (T) Georgia. 15. Tony Gibbons (T) John Carroll. 16. Pete Pedro, (HB) West Texas State. 17. Gary Wood, (QB-HB) Cornell. 18. Joe Tiller, (T) Montana State. 19. Bill Dawson, (E) Florida State. 20. Lonnie Farmer, (LB) Chattanooga. 21. Tony Lawrence, (T) Bowling Green. 22. Dave Archer, (T) Syracuse. 23. Dave Humerick, (T) Notre Dame. 24. Larry Bartolameci, (T) West Virginia. 25. Bryan Generalovich, (E) Pittsburgh. 26. Dick Niglio, (HB) Yale.

## 1963

1. Art Graham, (E) Boston College. 2. LeRoy Jordan, (C) Alabama. 3. Bob Vogel, (T) Ohio State. 4. Bob Reynolds, (T) Bowling Green. 5. Lou Cioci, (G) Boston College. 6. Sam Silas, (T) Southern Illinois. 7. Dick Williamson (E) Alabama. 8. Rod Foster, (G) Ohio State. 9. Jim Simon, (E) Miami. 10. Don McKinnon, (C) Dartmouth. 11. Dave Hayes, (FB) Penn State (choice from Houston); Dave Watson, (G) Georgia Tech. 12. Bill Gambrell, (HB) South Carolina (choice from Buffalo); Tim Gauntner, (HB) John Carroll. 13a. Dave Adams, (T) Arkansas. 13b. Ralph Ferriss, (FB) So. Connecticut. 14. Whaley Hall, (T) Mississippi. 15. Bob Dentel, (C) Miami. 16. Wes Bryant, (T) Arkansas. 17. Tom Neumann, (HB) Michigan. 18. Dave O'Brien, (T) Boston College. 19. Pat McCarthy, (QB) Holy Cross. 20. Jim Bradshaw, (HB) Chattanooga. 21. Gary Sherman, (HB) Bowling Green. 22. Nate Craddock, (FB) Parsons. 23. Al Snyder, (HB) Holy Cross. 24. Dick Schultz, (T) Ohio. 25. Dennis Gaubatz, (G) Louisiana State U. 26. Jim Tullis, (HB) Florida A&M. 27. Dave Adams, (T) Arkansas. 28. Ron Whaley, (HB) Chattanooga. 29. Dock Kelly, (G) Georgia.

## 1962

1. Gary Collins, (E) Maryland. 2. LeRoy Jackson, (HB) W. Illinois. 3. Sherwyn Thorson, (G) Iowa. 4. (Choice to Houston). 5. (Choice to Dallas). 6. Bill Neighbors, (T) Alabama. 7. John Schopf, (T) Michigan. 8. Benny McRae, (HB) Michigan. 9. Bill Triplett, (FB) Miami, Ohio. 10. John Knight, (HB) Valparaiso. 11. (Choice to Buffalo). 12. (Choice to Oakland). 13. Nick Buoniconti, (G) Notre Dame. 14. Chas. Sieminski, (T) Penn State. 15. Gerry Goerlitz, N. Michigan. 16. Ken Byers, (G) Cincinnati. 17. Scott Maentz, (E) Michigan. 18. Tom Chandler, (T) Florida A&M. 19. Ron Myers, (E) Villanova. 20. Tom Neck, (HB) LSU. 11. John Traynham, (HB) VMI. 22. Bob Asack, (T) Columbia. 23. Walt Crate, (HB) Penn Military. 24. Don Christman, (C) Richmond. 25. Bob Stern, (C) Richmond. 26. Jim Field, (QB) LSU. 27. Al Gursky, (HB) Penn State. 28. Charles Dickerson, (T) Illinois. 29. Julius Fincke, (T) McNeese State. 30. John L. Finn, (T) Louisville. 31. Mike Ingram, (G) Ohio State. 32. Charles Taylor, (HB) Mississippi. 33. Steve Jastrzembksi, (E) Pittsburgh. 34. Ray Lardani, (T) Miami (Fla.).

## 1961

1. Tommy Mason, (HB) Tulane. 2. Rip Hawkins, (C) North Carolina. 3. Danny LaRose, (E) Missouri. 4. Mike Zeno, (G) Virginia Tech. 5. Fran Tarkenton, (QB) Georgia. 6. Larry Eisenhower, (T) Boston College. 7. Paul Terhes, (QB) Bucknell. 8. Charles Long, (G) Chattanooga. 9. Roland Lakes, (C) Wichita. 10. Richard Mueller, (E) Kentucky. 11. Mel West, (HB) Missouri. 12. Wayne Harris, (C) Arkansas. 13. Dan Underwood, (T) McNeese State. 14. James Wright, (QB) Memphis State. 15. (Choice to Dallas). 16. George Balthazar, (T) Tennessee A&I. 17. Ray Ratkowski, (HB) Notre Dame. 18. Tom Rodgers, (HB) Kentucky. 19. Joe Bellino, (HB) Navy. 20. Clarence Childs, (HB) Florida A&M. 21. Dan Oakes, (G) VPI. 22. Bob Johnson, (E) Michigan. 23. Darrel DeDecker, (C) Illinois. 24. Don Webb, (HB) Iowa State. 25. Robert Minihane, (T) Boston University. 26. Charles Granger, (T) Southern U. (La.). 27. Terry Huxhold, (T), Wisconsin. 28. Bryant Harvard, (QB) Auburn. 29. Ernie McMillan, (T) Illinois. 30. George Hulz, (T) Mississippi Southern.

## 1960

### FIRST SELECTIONS:

Buddy Allen, (HB) Utah State; Ron Burton, (HB) Northwestern; Dale Chamberlain, (FB) Miami, O.; Henry Christopher, (E) SMU; Dan Colchicco, (E) San Jose State; Jack Cummings, (QB) North Carolina State; James Davis, (C) Oklahoma; Sarafine Fazio, (C) Pittsburgh; Max Fugler, (C) LSU; Jim Gardner, (T) Duke; James Goodyear, (T-G) Wake Forest; Dave Harris, (HB) Kansas; Al Henderson, (T) Colorado State; James Hickman, (T-G) Penn State; Robert Krantz, (FB) Penn State; Joe Kulbacki, (HB) Purdue; Dee Mackey, (E) E. Texas St.; Leon Manley (G) W. Texas St. Cliff Manning (T-G) Hardin-Simmons; Pete Manning, (E) Wake Forest; Edward Mazurek, (T) Xavier; Bell Meglen, (G) Utah State; Frank Mestnik, (FB) Marquette; Ron Mix, (T) USC; Irvin Nikolai, (E) Stanford; Jim Prestel, (T) Idaho; Bob Salerno, (G) Colorado; Ger Schwedes, (HB) Syracuse; Richard Soergel, (QB) Oklahoma St.; Lary Wagner, (T) Vanderbilt; Harvey White, (QB) Clemson; Tirey Wileman, (HB) SMU; Gary Wisener, (E) Baylor.

### SECOND SELECTIONS:

1. Dave Ames (HB) Richmond; 2. James Boeke (T/G) Heidelberg; 3. Billy Brewer (QB) Ole Miss.; 4. Emanuel Congedo (T/G) Villanova; 5. Pat Dye (T/G) Georgia; 6. John Farrington (WR) Prairie View; 7. Rich Grecni (C) Ohio U.; 8. Bud Jones (WR) SMU; 9. Don Kacmarek (T/G) North Dakota; 10. John Lawrence (T/G) North Carolina St.; 11. Ron Maltony (T/G) Purdue; 12. Bobby Pate (RB) Presbyterian; 13. Jack Rudolph (LB) Georgia Tech; 14. Frank Sally (T/G) California; 15. Bob Spada (E) Duke; 16. Pete Tunney (HB) Occidental; 17. Jim Webster (HB) Marquette; 18. John Wilcox (T/G) Oregon.



# PATRIOTS' YEAR-BY-YEAR LEADERS

## RUSHING

Year	Player	Att.	Yds.	Avg.	LG	TD
1960	Alan Miller	101	416	4.2	33	1
1961	Billy Lott	100	461	4.7	38	5
1962	Ron Burton	134	548	4.0	59	2
1963	Larry Garron	179	750	4.1	47t	2
1964	Larry Garron	183	585	3.2	16	2
1965	Jim Nance	111	321	2.9	20	5
1966	Jim Nance	299	1458	4.9	65t	11
1967	Jim Nance	269	1216	4.5	53	7
1968	Jim Nance	177	593	3.4	30t	4
1969	Jim Nance	193	750	3.9	43	6
1970	Jim Nance	145	522	3.6	21	7
1971	Carl Garrett	181	784	4.3	38	1
1972	Josh Ashton	128	546	4.3	35	3
1973	Sam Cunningham	155	516	3.3	25	4
1974	Mack Herron	231	824	3.6	28	7
1975	Sam Cunningham	169	666	3.9	17	6
1976	Sam Cunningham	172	824	4.8	24	3
1977	Sam Cunningham	270	1015	3.8	31t	4
1978	Sam Cunningham	199	768	3.9	52t	8
1979	Sam Cunningham	159	563	3.5	27	5
1980	Vagas Ferguson	211	818	3.9	44	2
1981	Tony Collins	204	873	4.3	29	7
1982	Tony Collins	164	632	3.9	54	1
1983	Tony Collins	219	1049	4.8	50t	10
1984	Craig James	160	790	4.9	73	1
1985	Craig James	263	1227	4.7	65t	5

## PASSING

Year	Player	Att.	Comp	Pct.	Yds.	Int.	LG	TD
1960	Butch Songin	392	187	47.7	2476	15	78	22
1961	Butch Songin	212	98	46.2	1429	9	58t	14
1962	Babe Parilli	253	140	55.3	1988	8	67t	18
1963	Babe Parilli	337	153	45.4	2335	24	77t	13
1964	Babe Parilli	473	228	48.2	3465	27	80t	31
1965	Babe Parilli	426	173	40.6	2597	26	73t	18
1966	Babe Parilli	382	181	47.4	2721	20	63t	20
1967	Babe Parilli	344	161	46.8	2317	24	79t	19
1968	Tom Sherman	226	90	39.8	1199	16	87t	12
1969	Mike Taliaferro	331	160	48.3	2160	18	77	19
1970	Joe Kapp	219	98	44.7	1104	17	48	3
1971	Jim Plunkett	328	158	48.2	2158	16	88t	19
1972	Jim Plunkett	355	169	47.6	2196	25	62	8
1973	Jim Plunkett	376	193	51.3	2550	17	64	13
1974	Jim Plunkett	352	173	49.1	2457	22	69t	19
1975	Steve Grogan	274	139	50.7	1976	18	62t	11
1976	Steve Grogan	302	145	48.0	1903	20	58t	18
1977	Steve Grogan	305	160	52.5	2162	21	68	17
1978	Steve Grogan	362	181	50.0	2824	23	75t	15
1979	Steve Grogan	423	206	48.7	3286	20	63t	28
1980	Steve Grogan	306	175	57.2	2475	22	71	18
1981	Steve Grogan	216	117	54.2	1859	16	76t	7
	Matt Cavanaugh	219	115	52.5	1633	13	65	5
1982	Steve Grogan	122	66	54.1	930	4	62t	7
1983	Steve Grogan	303	168	55.4	2411	12	76t	15
1984	Tony Eason	431	259	60.1	3228	8	76t	23
1985	Tony Eason	299	168	56.2	2156	17	90t	11

## PUNTING

Year	Player	No.	Yds.	Avg.	Long
1960	Tom Greene	59	2235	37.9	66
1961	Tom Yewcic	62	2406	38.8	64
1962	Tom Yewcic	68	2634	38.7	56
1963	Tom Yewcic	73	2880	39.4	65
1964	Tom Yewcic	72	2787	38.7	63
1965	Tom Yewcic	76	3094	40.7	70
1966	Jim Fraser	53	2044	38.6	68
1967	Terry Swanson	65	2632	40.5	62
1968	Bob Scarpitto	34	1382	40.6	87
	Terry Swanson	62	2449	39.5	57
1969	Tom Janik	70	2903	41.5	56
1970	Tom Janik	86	3364	39.1	57
1971	Tom Janik	87	3249	37.3	58
1972	Pat Studstill	75	2859	38.1	57
1973	Bruce Barnes	55	2134	38.8	53
1974	Bruce Barnes	45	1604	35.6	50
1975	Mike Patrick	83	3223	38.8	62

1976	Mike Patrick	67	2688	40.1	52
1977	Mike Patrick	65	2354	36.2	64
1978	Jerrel Wilson	54	1921	35.6	57
1979	Eddie Hare	83	3038	36.6	58
1980	Mike Hubach	63	2392	38.0	69
1981	Rich Camarillo	47	1959	41.7	75
1982	Rich Camarillo	49	2140	43.7	76
1983	Rich Camarillo	81	3615	44.6	70
1984	Rich Camarillo	48	2020	42.1	61
1985	Rich Camarillo	92	3953	43.0	75

## PUNT RETURNS

Year	Player	No.	Yds.	Avg.	LG	TD
1960	Billy Wells	12	66	4.6	16	0
1961	Fred Bruney	23	109	4.7	11	0
1962	Ron Burton	21	122	5.8	22	0
1963	Bob Suci	25	233	9.3	22	0
1964	Dave Cloutier	20	136	6.8	40	0
1965	Ron Burton	15	61	4.1	12	0
1966	Tom Hennessey	7	39	5.6	11	0
1967	Jay Cunningham	17	105	6.2	44	0
	Joe Bellino	15	129	8.6	18	0
1968	Willie Porter	22	135	6.1	24	0
1969	Carl Garrett	12	159	13.3	45	0
1970	Carl Garrett	17	168	9.9	62	0
1971	Carl Garrett	8	124	15.5	50	0
1972	Carl Garrett	6	36	6.0	27	0
1973	Mack Herron	27	282	10.8	54	0
1974	Mack Herron	35	517	14.8	66	0
1975	Darryl Stingley	15	113	7.5	29	0
1976	Mike Haynes	45	608	13.5	89t	2
1977	Stanley Morgan	16	220	13.8	53	0
	Mike Haynes	24	200	8.3	46	0
1978	Stanley Morgan	32	335	10.5	48	0
1979	Stanley Morgan	29	289	10.0	80t	1
1980	Roland James	33	331	10.0	75t	1
1981	Stanley Morgan	15	116	7.7	26	0
1982	Ricky Smith	16	139	8.7	19	0
1983	Ricky Smith	38	398	10.5	55	0
1984	Irving Fryar	36	347	9.6	55	0
1985	Irving Fryar	37	520	14.1	85t	2

## KICKOFF RETURNS

Year	Player	No.	Yds.	Avg.	LG	TD
1960	Dick Christy	24	617	25.7	46	0
1961	Larry Garron	16	438	27.4	89	1
1962	Larry Garron	24	686	28.5	95t	1
1963	Larry Garron	28	693	24.7	58	0
1964	J.D. Garrett	32	749	23.4	42	0
1965	Jay Cunningham	17	374	22.0	45	0
1966	Joe Bellino	18	410	22.8	43	0
1967	Jay Cunningham	30	627	20.0	41	0
1968	Willie Porter	36	812	22.6	61	0
1969	Carl Garrett	28	792	28.3	63	0
1970	Odell Lawson	25	546	21.8	52	0
1971	Carl Garrett	24	538	22.4	37	0
1972	Carl Garrett	16	410	25.6	49	0
1973	Mack Herron	41	1092	26.6	92t	1
1974	Mack Herron	28	629	18.0	62	0
1975	Allen Carter	32	879	27.5	99t	1
1976	Jess Phillips	14	397	28.4	71	0
1977	Raymond Clayborn (NFL Leader)	28	869	31.0	101t	3
1978	Raymond Clayborn	27	636	23.6	60	0
1979	Allan Clark	37	816	22.1	38	0
1980	Horace Ivory (NFL Leader)	36	992	27.6	98t	1
1981	Tony Collins	39	773	18.3	32	0
1982	Ricky Smith	24	567	23.6	98t	1
1983	Ricky Smith	42	916	21.8	53	0
1984	Tony Collins	26	544	20.9	46	0
1985	Stephen Starring	48	1012	21.1	53	0

## PASS INTERCEPTIONS

Year	Player	No.	Yds.	Avg.	LG	TD
1960	Gino Cappelletti	4	68	17.0	24	0
1961	Don Webb	5	153	30.6	59	2
1962	Ross O'Hanley	5	83	16.6	28	0
1963	Bob Suci	8	294	36.7	98	2
1964	Ron Hall	11	148	13.5	50	0
1965	Ron Hall	3	35	11.7	29	0
1966	Ron Hall	6	159	26.5	87	0
1967	Don Webb	4	91	22.8	41	0
1968	Leroy Mitchell	7	41	5.9	20	0
1969	Larry Carwell	4	114	28.5	38	0
1970	Daryl Johnson	2	51	25.5	42	0

1971	Larry Carwell	5	72	14.4	53t	1
1972	Honor Jackson	4	133	33.3	55	0
1973	Ron Bolton	6	65	10.8	56	0
1974	Ron Bolton	7	18	2.6	10	0
1975	Ron Bolton	5	33	6.6	15	0
1976	Mike Haynes	8	90	11.3	28	0
1977	Mike Haynes	5	54	10.8	22	0
1978	Mike Haynes	6	123	20.5	50	1
1979	Ray Clayborn	5	56	11.2	27	0
1980	Ray Clayborn	5	87	17.4	29	0
1981	Rick Sanford	3	28	9.3	21	0
	Tim Fox	3	20	6.7	20	0
1982	Mike Haynes	4	26	6.5	26	0
1983	Rick Sanford	7	24	3.4	16	0
1984	Ray Clayborn	3	102	34.0	85	0
1985	Fred Marion	7	189	27.0	83	0

## SCORING

Year	Player	TD	PAT	FG	Total
1960	Gino Cappelletti	0	36	8	60
1961	Gino Cappelletti	8	48	17	147
1962	Gino Cappelletti	5	38	20	128
1963	Gino Cappelletti	2	35	22	113
1964	Gino Cappelletti	7	38	25	155
1965	Gino Cappelletti	9	27	17	132
1966	Gino Cappelletti	6	35	16	119
1967	Gino Cappelletti	3	29	16	95
1968	Gino Cappelletti	2	26	15	83
1969	Gino Cappelletti	0	26	14	68
1970	Jim Nance	7	0	0	42
1971	Charlie Gogolak	0	28	12	64
1972	Carl Garrett	5	0	0	30
1973	Jeff White	0	21	14	63
1974	John Smith	0	42	16	90
1975	John Smith	0	33	9	60
1976	John Smith	0	42	15	87
1977	John Smith	0	33	15	78
1978	Horace Ivory	11	0	0	66
1979	John Smith (NFL Leader)	0	46	23	115
1980	John Smith (NFL Leader)	0	51	26	129
1981	John Smith	0	37	15	82
1982	John Smith	0	6	5	21
1983	Tony Collins	10	0	0	60
1984	Tony Franklin	0	42	22	108
1985	Tony Franklin	0	40	24	112

## PASS RECEIVING

Year	Player	No.	Yds.	Avg.	LG	TD
1960	Jim Colclough	49	666	13.6	61	9
1961	Gino Cappelletti	45	768	17.1	53	8
1962	Jim Colclough	40	868	21.7	78t	10
1963	Jim Colclough	42	793	18.8	56t	3
1964	Gino Cappelletti	49	865	17.7	58t	7
1965	Jim Colclough	40	677	16.9	41	3
1966	Art Graham	51	673	13.2	42	4
1967	Art Graham	41	606	14.8	79t	4
1968	Jim Whalen	47	718	15.3	87t	7
1969	Carl Garrett	29	267	9.2	34	2
1970	Ron Sellers	38	550	14.5	48	4
1971	Randy Vataha	51	872	17.1	88t	9
1972	Reggie Rucker	44	681	15.5	62	3
1973	Reggie Rucker	53	743	14.0	64	3
1974	Mack Herron	38	474	12.5	18	5
1975	Randy Vataha	46	720	15.7	47	6
1976	Andy Johnson	29	343	11.8	53	4
1977	Sam Cunningham	42	370	8.8	35	1
1978	Russ Francis	39	543	13.9	53	4
1979	Harold Jackson	45	1013	22.5	59	7
	Stanley Morgan	44	1002	22.8	63t	12
1980	Stanley Morgan	45	991	22.0	71	6
1981	Don Hasselbeck	46	808	17.6	51	6
	Stanley Morgan	44	1029	23.4	76t	6
1982	Stanley Morgan	28	584	20.9	75t	3
1983	Stanley Morgan	58	863	14.9	50t	2
1984	Derrick Ramsey	66	792	12.0	34	7
1985	Tony Collins	52	549	10.6	49	2



# PATRIOTS' ALL-TIME LEADERS

NOTE: Players listed in caps were active in 1985.

## TOP 10 INTERCEPTORS

Name	Years	No.	Yds.	Avg.	LG	TD
1. Ron Hall	(1961-67)	29	476	16.4	87	1
2. Mike Haynes	(1976-82)	28	393	14.0	50	1
3. RAYMOND CLAYBORN	(1977-85)	26	462	17.8	85	1
4. Nick Buoniconti	(1962-68)	24	223	9.3	41	0
5. Don Webb	(1961-70)	21	366	17.4	59	2
6. ROLAND JAMES	(1980-85)	20	237	11.9	46	0
7. Ron Bolton	(1972-75)	18	116	6.4	56	0
8. Tim Fox	(1976-81)	17	215	12.7	29	0
9. Rick Sanford	(1979-84)	16	198	12.4	99t	1
9. Tom Addison	(1960-67)	16	103	6.4	17	1
10. Prentice McCray	(1974-80)	15	352	23.5	63t	2
10. Ross O'Hanley	(1960-65)	15	288	19.2	61	1

## TOP 10 PASSERS

Name	Years	Att.	Comp.	Yds.	Pct.	Avg. Att.	TD	Int.
1. STEVE GROGAN	(1975-85)	2,837	1,474	21,581	52.0	7.60	146	167
2. Babe Parilli	(1961-67)	2,413	1,140	16,747	47.2	6.94	132	138
3. Jim Plunkett	(1971-75)	1,503	729	9,932	48.5	6.61	62	87
4. TONY EASON	(1983-85)	825	473	5,941	57.3	7.20	35	30
5. Mike Taliaferro	(1968-70)	680	305	3,920	44.9	5.76	27	44
6. Butch Songin	(1960-61)	604	285	3,905	47.2	6.47	36	24
7. Matt Cavanaugh	(1978-82)	385	206	3,018	53.5	7.84	19	23
8. Tom Sherman	(1968-69)	226	90	1,199	39.8	5.31	12	16
9. Joe Kapp	(1970)	219	98	1,104	44.7	5.04	3	17
10. Tom Yewcic	(1961-66)	206	87	1,374	42.2	6.67	12	12

## TOP 10 RUSHERS

Name	Years	No.	Yds.	Avg.	LG	TD
1. Sam Cunningham	(1973-79, 81-82)	1,385	5,453	3.9	75t	43
2. Jim Nance	(1965-71)	1,323	5,323	4.0	65t	45
3. TONY COLLINS	(1981-85)	888	3,761	4.2	54	26
4. Don Calhoun	(1975-81)	820	3,391	4.1	73	23
5. Larry Garron	(1960-68)	763	2,981	3.9	85t	14
6. Carl Garrett	(1969-72)	537	2,235	4.2	80t	15
7. STEVE GROGAN	(1975-85)	397	2,078	5.2	41t	31
8. CRAIG JAMES	(1984-85)	423	2,017	4.8	73	6
8. Andy Johnson	(1974-76, 76-81)	491	2,017	4.1	69t	13
9. MOSI TATUPU	(1978-85)	413	1,826	4.4	55	15
10. Ron Burton	(1960-65)	429	1,536	3.6	77	9

## TOP 10 KO RETURNERS

Name	Years	No.	Yds.	Avg.	LG	TD
1. Larry Garron	(1960-68)	89	2,299	25.8	95t	2
2. Carl Garrett	(1969-72)	92	2,251	24.5	63	0
3. Mack Herron	(1973-75)	71	1,796	25.3	92t	1
4. RAYMOND CLAYBORN	(1977-85)	57	1,538	26.9	101t	3
5. Ricky Smith	(1982-84)	67	1,505	22.5	99t	1
6. Jay Cunningham	(1965-67)	64	1,372	21.4	45	0
7. TONY COLLINS	(1981-85)	65	1,317	20.3	46	0
8. Horace Ivory	(1977-81)	45	1,191	26.5	98t	1
9. Ron Burton	(1960-65)	46	1,119	24.3	91t	1
10. J.D. Garrett	(1964-67)	48	1,054	22.0	42	0

## TOP 10 PUNT RETURNERS

Name	Years	No.	FC	Yds.	Avg.	LG	TD
1. Mike Haynes	(1976-82)	111	8	1,159	10.4	89t	2
2. STANLEY MORGAN	(1977-85)	92	32	960	10.4	80t	1
3. Mack Herron	(1973-75)	74	14	888	12.0	66	0
4. IRVING FRYAR	(1984-85)	73	25	867	11.9	85t	2
5. Ricky Smith	(1982-84)	54	20	537	9.9	55	0
6. Carl Garrett	(1969-72)	43	2	487	11.3	62	0
7. ROLAND JAMES	(1980-85)	42	7	400	9.5	75t	1
8. Ron Burton	(1960-66)	56	0	389	6.9	62	0
9. Bob Suci	(1963)	25	0	233	9.3	22	0
10. Billy Johnson	(1966-69)	23	9	195	8.6	52	0

## TOP 10 PUNTERS

Name	Years	No.	Yds.	Avg.	LG	BLK
1. Tom Yewcic	(1961-66)	377	14,553	38.6	70	9
2. RICH CAMARILLO	(1981-85)	317	13,687	43.2	76	0
3. Tom Janik	(1969-71)	243	9,516	39.2	58	1
4. Mike Patrick	(1975-78)	222	8,481	38.2	64	0
5. Terry Swanson	(1967-68)	127	5,081	40.0	62	2
6. Bruce Barnes	(1973-74)	100	3,738	37.4	53	0
7. Eddie Hare	(1979)	83	3,038	36.6	58	0
8. Mike Hubach	(1980-81)	82	3,118	38.0	69	0
9. Pat Studstill	(1972)	75	2,859	38.1	57	1
10. Tom Greene	(1960)	61	2,253	36.9	66	1



## TOP 10 RECEIVERS

Name	Years	No.	Yds.	Avg.	LG	TD
1. STANLEY MORGAN	(1977-85)	351	7,201	20.5	76t	47
2. Gino Cappelletti	(1960-70)	292	4,589	15.7	63t	42
3. Jim Colclough	(1960-68)	283	5,001	17.7	78t	39
4. Sam Cunningham	(1973-79, 81-82)	210	1,905	9.1	41	6
5. Art Graham	(1963-68)	199	3,107	15.6	80t	20
6. Russ Francis	(1975-80)	196	2,996	15.3	53	28
7. Larry Garron	(1960-68)	185	2,502	13.5	92	26
8. Randy Vataha	(1971-76)	178	3,055	17.2	88t	23
9. Andy Johnson	(1978-81)	161	1,807	11.2	53	9
10. Harold Jackson	(1978-81)	156	3,162	20.3	59	18

## TOP 10 SCORERS

Name	Years	TD	TDR	TP	RET	FG	PAT	TP
1. Gino Cappelletti	(1960-70)	42	0	42	0	176	342	1,130
2. John Smith	(1974-83)	0	0	0	0	128	308	692
3. Sam Cunningham	(1973-79, 81-82)	49	43	6	0	0	0	294
4. STANLEY MORGAN	(1977-85)	48	0	42	1	0	0	288
5. Jim Nance	(1965-71)	46	45	1	0	0	0	276
6. Larry Garron	(1960-68)	42	14	26	2	0	0	252
7. Jim Colclough	(1960-68)	39	0	39	0	0	0	238
8. TONY FRANKLIN	(1984-85)	0	0	0	0	46	82	220
9. STEVE GROGAN	(1975-85)	32	31	0	1	0	0	192
10. TONY COLLINS	(1981-85)	30	26	4	0	0	0	180

## PERSONNEL GUIDE

**WAIVERS:** The waiver system is a process by which player contracts or NFL rights to players are made available by a club to other NFL Clubs. During this process, a club may make a claim to obtain the player or "waive" its right to do so — thus the term "waiver". Claiming clubs are assigned players on a priority based upon the inverse of won-lost standings. The claiming period is normally ten days during the offseason and 24 hours from early July through December. In some circumstances, a club is allowed another 24 hours to rescind its action (recall of waiver request) and/or the claiming club to do the same (known as a withdrawal of a claim). If a player passes through waivers unclaimed or not recalled, he becomes a free agent. Under the Collective Bargaining Agreement, from February 1 through October 15 any veteran who has acquired four years of pension credit may, if about to be assigned to another club through the waiver system, reject such assignment and become a free agent.

**INJURED RESERVE:** This is a reserve list category that may be used for the player by a club if the player is injured in a practice session or game of his club in any year, after having passed the club's physical examination in that year. If a player fails the club's initial physical examination, he is not available for reserve/injured; the club may instead use the procedure of Physically Unable to Perform or Non-Football Injury/Illness, whichever is applicable. If a player is physically unable to play football for a minimum of four games from the time he is placed upon reserve/injured, he may be re-activated by his club upon clearing procedural recall waivers. Also, each club is allowed five free reactivation moves each season. One of these moves may be used to reactivate a player on Reserve/Injured prior to or concurrent with the final cutdown on September 2.

**RESERVE LISTS:** Included among the various categories on the reserve list are retired, injured, non-football injury/illness, physically unable to perform, military and did not report.

**TRADES:** Unrestricted trading is allowed between clubs through the Tuesday following the sixth regular season game (October 15, 1985) and does not resume again until February 3, 1986.

**ROSTER SIZES:** The team owners decided in May of 1985 to go back to the 45-man roster, the number the rosters were set at from 1978-81. In 1982, the limit was raised to 49. From 1975-77, each club was permitted 43 players on the active roster, while in 1974 the active roster limit was 47 players. The first roster limitation rule permitted 16 players per club in 1925.

**ROSTER CUTDOWN DATES:** All NFL clubs must reduce their active roster totals to 60 players on August 19, 1986, 50 players on August 26 and to the final total of 45 players on Monday, September 1st.

# OUTSTANDING PERFORMANCES

## SEASON

### 1,000 YARDS RUSHING

Yards	Name	Year
1. 1,458	Jim Nance	1966
2. 1,227	Craig James	1985
3. 1,216	Jim Nance	1967
4. 1,049	Tony Collins	1983
5. 1,015	Sam Cunningham	1977

### 1,000 YARDS RECEIVING

Yards	Name	Year
1. 1,029	Stanley Morgan	1981
2. 1,013	Harold Jackson	1979
3. 1,002	Stanley Morgan	1979

### 3,000 YARDS PASSING

Yards	Name	Year
1. 3,465	Babe Parilli	1964
2. 3,286	Steve Grogan	1979
3. 3,228	Tony Eason	1984

## SINGLE GAME

### 100 YARDS RUSHING

(\* Playoff Game)

Yds.	Att.	Name	Game
1. 212	23	Tony Collins	9-18-83 vs. NY Jets
2. 208	38	Jim Nance	10-30-66 vs. Oakland
3. 185	34	Jim Nance	9-24-67 at Buffalo
4. 177	25	Don Calhoun	11-28-76 vs. Denver
4. 177	22	Don Calhoun	12-5-76 vs. New Orleans
6. 164	24	Jim Nance	12-17-67 at Miami
7. 161	32	Tony Collins	11-28-82 vs. Houston
8. 147	23	Tony Collins	10-23-83 at Buffalo
9. 146	17	Jim Nance	12-11-66 at Houston
10. 143	17	Don Calhoun	9-10-78 vs. St. Louis
11. 142	25	Craig James	12-22-85 vs. Cincinnati
12. 141	25	Sam Cunningham	10-7-76 vs. Buffalo
12. 141	24	Don Calhoun	11-14-76 at Baltimore
12. 141	25	Sam Cunningham	10-16-77 at San Diego
15. 140	13	Larry Garron	10-26-62 vs. Oakland
16. 138	30	Craig James	12-16-84 vs. Indianapolis
17. 137	21	Tony Collins	9-12-82 at Baltimore
18. 133	23	Jim Nance	11-27-66 at Miami
19. 129	22	Sam Cunningham	10-27-74 at Minnesota
20. 128	21	Mosi Tatupu	12-4-83 vs. New Orleans
20. 128	16	Horace Ivory	11-5-78 at Buffalo
22. 127	29	Jim Nance	10-8-67 vs. San Diego
22. 127	21	Carl Garrett	11-28-71 at Buffalo
22. 127	16	Ron Burton	10-23-60 at Denver
22. 127	14	Andy Johnson	12-12-76 at Tampa
26. 126	24	Jim Nance	9-18-66 at Denver
26. 125	24	Jim Nance	11-16-69 at Cincinnati
26. 125	11	Sam Cunningham	10-20-74 at Buffalo
29. 124	18	Andy Johnson	10-19-75 vs. Baltimore
30. 121	12	J.D. Garrett	10-4-64 at Denver
31. 120	20	Craig James	11-4-84 at Denver
32. 119	23	Craig James	11-3-85 vs. Miami
32. 119	13	Mack Herron	10-12-75 at Cincinnati
34. 118	22	Sam Cunningham	10-24-76 at Buffalo
34. 118	17	Ron Burton	9-16-62 vs. Houston
36. 116	12	Horace Ivory	11-18-79 vs. Baltimore
36. 116	10	Larry Garron	10-22-61 vs. Buffalo
38. 115	26	Craig James	12-8-85 vs. Detroit
39. 113	21	Sam Cunningham	11-17-74 vs. NY Jets
40. 113	20	Jim Nance	10-15-67 vs. Miami
40. 113	16	Don Calhoun	12-21-80 at New Orleans
40. 113	15	Horace Ivory	10-22-78 vs. Miami
43. 112	19	Craig James	11-22-84 at Dallas
44. 111	19	Jim Nance	12-8-68 at Miami
44. 111	15	Carl Garrett	10-10-71 vs. NY Jets
46. 109	27	Andy Johnson	9-18-78 vs. Baltimore
46. 109	24	Jim Nance	12-4-66 vs. Buffalo
46. 109	22	Don Calhoun	11-21-76 at NY Jets
46. 109	18	Jim Nance	11-26-67 at Houston
46. 109	17	Jim Nance	11-9-69 vs. Miami
51. 108	26	Jim Nance	11-5-67 vs. Houston

	Yds.	Att.	Name	Game
51.	108	25	Jim Nance	10-23-66 vs. San Diego
51.	108	23	Josh Ashton	10-1-72 vs. Washington
51.	108	14	Craig James	11-24-85 at NY Jets
55.	107	22	Jim Nance	11-20-66 at Kansas City
55.	107	20	Tony Collins	9-16-84 vs. Seattle
55.	107	17	Larry Garron	12-8-63 at Houston
58.	106	21	Sam Cunningham	9-19-76 vs. Miami
58.	106	19	Don Calhoun	11-23-80 vs. Baltimore
60.	105	23	Sam Cunningham	9-18-77 vs. Kansas City
60.	105	22	Craig James	1-12-86 at Miami*
60.	105	11	Dick Christy	11-11-60 vs. NY Titans
63.	104	23	Craig James	1-5-86 at LA Raiders*
63.	104	22	Jim Nance	11-13-66 vs. Houston
65.	103	32	Tony Collins	12-19-82 at Seattle
65.	103	22	Tony Collins	10-25-81 at Washington
65.	103	21	Andy Johnson	10-26-75 vs. San Francisco
65.	103	15	Don Calhoun	12-7-75 vs. NY Jets
65.	103	7	Steve Grogan	10-18-76 vs. NY Jets
70.	101	31	Sam Cunningham	10-9-77 vs. Seattle
70.	101	21	Sam Cunningham	10-3-76 vs. Oakland
72.	100	22	Mark van Eeghen	12-19-82 at Seattle
72.	100	21	Tony Collins	11-6-83 vs. Buffalo
72.	100	19	Sam Cunningham	11-23-75 at Buffalo
72.	100	17	Vagas Ferguson	11-23-80 vs. Baltimore
72.	100	6	Robert Weathers	9-4-83 vs. Baltimore

Accomplished 76 times: Nance 17, Cunningham 11, James 9, Collins 8, Calhoun 8, Johnson 4, Burton, Garron, Ivory, and Johnson 3 each.

## 100 YARDS RECEIVING

	Yds.	Rec.	Name	Game
1.	182	5	Stanley Morgan	11-8-81 vs. Miami
2.	170	5	Stanley Morgan	11-26-78 at Indianapolis
3.	167	8	Art Graham	11-6-64 vs. Houston
4.	158	5	Stanley Morgan	11-4-79 at Buffalo
4.	158	3	Ron Sellers	12-14-69 at Houston
6.	156	6	Art Graham	10-5-63 at NY Jets
7.	151	5	Stanley Morgan	10-28-79 at Baltimore
8.	149	10	Tony Romeo	11-17-63 vs. Kansas City
8.	149	6	Randy Vataha	12-7-75 vs. NY Jets
10.	147	7	Gino Cappelletti	10-31-64 at NY Jets
10.	147	5	Harold Jackson	12-16-79 vs. Minnesota
12.	146	5	Gino Cappelletti	12-18-65 vs. Houston
13.	142	4	Jim Colclough	10-6-62 vs. NY Titans
13.	142	4	Stanley Morgan	11-30-80 at San Francisco
15.	141	7	Stanley Morgan	1-2-83 vs. Buffalo
15.	141	3	Stanley Morgan	11-22-81 at Buffalo
17.	140	6	Stanley Morgan	10-6-85 at Cleveland
17.	140	4	Aaron Marsh	9-22-68 vs. NY Jets
19.	139	7	Don Hasselbeck	10-11-81 at NY Jets
19.	139	6	Russ Francis	9-26-76 at Pittsburgh
21.	137	9	Jim Colclough	11-17-63 vs. Kansas City
22.	136	9	Stanley Morgan	10-9-83 at Indianapolis
23.	134	11	Art Graham	11-20-66 at Kansas City
23.	134	6	Jim Colclough	12-20-64 vs. Buffalo
23.	134	6	Jim Whalen	10-15-67 vs. Miami
26.	132	6	Irving Fryar	10-13-85 vs. Buffalo
27.	131	6	Gino Cappelletti	10-13-61 vs. Houston
28.	130	7	Stanley Morgan	12-5-82 at Chicago
29.	129	7	Randy Vataha	12-5-71 vs. Miami
29.	129	6	Stanley Morgan	12-9-79 at NY Jets
31.	127	6	Harold Jackson	10-19-80 at Baltimore
31.	127	4	Stanley Morgan	12-26-82 at Pittsburgh
31.	127	3	Jim Colclough	11-30-62 vs. NY Titans
34.	126	5	Harold Jackson	9-27-81 at Pittsburgh
34.	126	5	Russ Francis	9-24-78 at Oakland
36.	125	7	Russ Francis	11-23-75 at Buffalo
36.	125	3	Stanley Morgan	9-18-78 vs. Baltimore
38.	124	7	Harold Jackson	9-3-78 vs. Washington
38.	124	5	Dick Christy	11-4-60 vs. Oakland
40.	124	5	Stanley Morgan	11-29-79 at Miami
40.	124	4	Ron Sellers	11-2-69 vs. Houston
42.	123	7	Jim Colclough	9-16-61 vs. Denver
42.	123	5	Jim Colclough	11-11-62 at Denver
42.	123	5	Joe Johnson	11-25-60 vs. Houston
45.	122	8	Stanley Morgan	11-4-84 at Denver
45.	122	5	Stanley Morgan	11-28-82 vs. Houston
45.	122	4	Jim Whalen	12-17-67 at Miami
48.	121	8	Darryl Stingley	10-30-77 vs. NY Jets
48.	121	4	Stanley Morgan	12-22-85 vs. Cincinnati
48.	121	4	Tony Romeo	9-21-62 vs. Denver
48.	121	3	Harold Jackson	9-9-79 vs. NY Jets
52.	120	7	Stanley Morgan	11-10-85 vs. Indianapolis
53.	118	5	Harold Jackson	10-29-78 vs. NY Jets

53. 118	4	Stanley Morgan	10-4-81 vs. Kansas City
53. 118	3	Gino Cappelletti	11-13-66 vs. Houston
56. 116	9	Art Graham	9-9-67 at San Diego
56. 116	4	Darryl Stingley	10-23-77 vs. Baltimore
58. 114	4	Jim Colclough	11-7-65 vs. Buffalo
58. 114	3	Stanley Morgan	10-21-84 vs. Miami
60. 113	6	Larry Garron	12-11-66 at Houston
60. 113	2	Jim Whalen	10-27-68 at NY Jets
62. 112	5	Don Hasselbeck	10-25-81 at Washington
62. 112	3	Jim Colclough	12-17-67 at Miami
64. 111	8	Gino Cappelletti	12-18-66 at NY Jets
64. 111	6	Don Hasselbeck	9-6-81 vs. Baltimore
66. 110	6	Jim Colclough	10-18-63 vs. Denver
67. 109	6	Tony Collins	10-27-85 vs. Buffalo
67. 109	3	Jim Whalen	10-24-65 at Oakland
69. 108	6	Billy Lott	10-22-61 vs. Buffalo
69. 108	5	Reggie Rucker	11-18-73 vs. Green Bay
69. 108	5	Ron Sellers	10-4-70 vs. Baltimore
69. 108	2	Stanley Morgan	9-21-80 at Seattle
69. 108	2	Stephen Starring	9-25-83 at Pittsburgh
74. 107	7	Randy Vataha	10-24-71 at Dallas
75. 106	4	Harold Jackson	10-1-78 vs. San Diego
75. 106	2	Larry Garron	10-23-66 vs. San Diego
77. 105	5	Harold Jackson	11-29-79 at Miami
77. 105	3	Stephen Starring	9-2-84 at Buffalo
79. 104	8	Derrick Ramsey	11-18-84 at Indianapolis
79. 104	3	Stanley Morgan	10-8-78 vs. Philadelphia
79. 104	3	Art Graham	11-29-64 at Houston
82. 103	7	Gino Cappelletti	11-3-62 at Buffalo
82. 103	7	Reggie Rucker	10-8-72 at Buffalo
82. 103	6	Andy Johnson	12-21-75 at Baltimore
85. 102	5	Ron Sellers	10-25-70 at Baltimore
85. 102	3	Stanley Morgan	10-14-84 vs. Cincinnati
85. 102	3	Stanley Morgan	9-7-80 vs. Cleveland
85. 102	3	Stanley Morgan	9-9-79 vs. NY Jets
85. 102	3	Ron Sellers	12-7-69 at San Diego
90. 101	6	Gino Cappelletti	10-9-64 vs. San Diego
90. 101	5	Stanley Morgan	12-9-84 at Philadelphia
90. 101	5	Ron Sellers	11-23-69 vs. Buffalo
93. 100	6	Bob Adams	12-9-73 at Buffalo
93. 100	4	Randy Vataha	12-19-71 at Baltimore
93. 100	3	Don Calhoun	12-14-75 vs. Buffalo

Note: Accomplished 95 times. Stanley Morgan (29), Jimmy Colclough (9), Harold Jackson (8) and Gino Cappelletti (7) lead the list.

### 300 YARDS PASSING

Yds.	Att.	Comp.	Name	Games
1. 400	47	25	Babe Parilli	10-16-64 vs. Oak.
2. 379	38	21	Babe Parilli	12-18-66 at NY Jets
3. 374	39	25	Steve Grogan	11-10-80 at Houston
4. 365	46	25	Steve Grogan	11-23-75 at Buff.
5. 355	40	23	Steve Grogan	11-8-81 vs. Miami
6. 354	45	25	Babe Parilli	11-17-63 vs. K.C.
6. 354	42	28	Tony Eason	9-30-84 at NY Jets
8. 350	35	19	Steve Grogan	11-4-79 at Buff.
8. 350	39	21	Steve Grogan	11-29-79 at Miami
10. 348	32	18	Jim Plunkett	11-18-73 vs. G.B.
11. 333	36	20	Babe Parilli	11-29-64 at Hous.
12. 331	31	21	Babe Parilli	10-18-63 vs. Den.
13. 330	30	19	Steve Grogan	10-11-81 at NY Jets
14. 325	42	22	Matt Cavanaugh	9-27-81 at Pitt.
15. 317	36	15	Steve Grogan	10-28-79 at Balt.
16. 315	18	13	Steve Grogan	9-9-79 vs. NY Jets
17. 313	29	19	Tony Eason	10-21-84 vs. Miami
17. 313	38	21	Tony Eason	11-4-84 at Denver
19. 306	30	17	Steve Grogan	10-25-81 at Wash.
20. 304	38	18	Tom Yewcic	10-5-63 at NY Jets
21. 304	28	20	Tony Eason	10-6-85 at Cleveland

Accomplished 21 times: Grogan 9 times, Parilli 5 times, Eason 5 times, Cavanaugh, Plunkett and Yewcic once each.

# PATRIOTS' LONGEST PLAYS

## RUSHING

PLAYER	Yds.	OPPONENT	DATE
1. Larry Garron	85t	vs. Buffalo	Oct. 22, 1961
2. Carl Garrett	80t	vs. Miami	Nov. 9, 1969
3. Robert Weathers	77	vs. Baltimore	Sept. 4, 1983
3. Ron Burton	77	at Denver	Oct. 23, 1960
5. Sam Cunningham	75t	at Buffalo	Oct. 20, 1974
6. Don Calhoun	73	at St. Louis	Sept. 10, 1978
6. Craig James	73	vs. St. Louis	Dec. 2, 1984
8. Claude King	71t	vs. Denver	Sept. 21, 1962
9. Andy Johnson	69t	at Tampa Bay	Dec. 12, 1976
10. Larry Garron	67t	at Buffalo	Sept. 23, 1961

## PASS PLAYS

PLAYERS	Yds.	OPPONENT	DATE
1. Tony Eason to Craig James	90t	at Chicago	Sept. 15, 1985
2. Jim Plunkett to Randy Vataha	88t	at Baltimore	Dec. 19, 1971
3. Tom Sherman to Jim Whalen	87t	at NY Jets	Oct. 27, 1968
4. Babe Parilli to Art Graham	80t	at Houston	Nov. 29, 1964
5. Jim Plunkett to Carl Garrett	80t	vs. Buffalo	Nov. 14, 1971
6. Babe Parilli to Art Graham	79t	at Denver	Sept. 3, 1967
7. Butch Songin to Billy Wells	78	at LA Chargers	Oct. 8, 1960
8. Tom Yewcic to Jim Colclough	78t	vs. NY Titans	Nov. 30, 1962
9. Babe Parilli to Art Graham	77t	at Buffalo	Oct. 26, 1963
10. Mike Taliaferro to Ron Sellers	77	at Houston	Dec. 14, 1969
11. Jim Plunkett to Steve Burks	76	vs. Dallas	Nov. 16, 1975
11. Steve Grogan to Stanley Morgan	76t	vs. Miami	Nov. 8, 1981
11. Tony Eason to Stanley Morgan	76t	vs. Miami	Oct. 21, 1984

## KICKOFF RETURNS

PLAYERS	Yds.	OPPONENT	DATE
1. Ray Clayborn	101t	at Baltimore	Dec. 18, 1977
2. Ray Clayborn	100t	at NY Jets	Oct. 2, 1977
3. Allan Carter	99t	at Baltimore	Dec. 21, 1975
4. Ricky Smith	98t	vs. NY Jets	Sept. 19, 1982
4. Horace Ivory	98t	at Baltimore	Oct. 19, 1980
6. Larry Garron	95t	at Buffalo	Nov. 3, 1962
7. Ray Clayborn	93t	vs. Buffalo	Nov. 6, 1977
8. Mack Herron	92t	vs. San Diego	Dec. 2, 1973
9. Ron Burton	91t	vs. Dallas	Nov. 3, 1961
10. Larry Garron	89t	vs. Houston	Oct. 13, 1961

## PUNT RETURNS

PLAYER	Yds.	OPPONENT	DATE
1. Mike Haynes	89t	vs. Buffalo	Nov. 7, 1976
2. Irving Fryar	85t	at Buffalo	Sept. 22, 1985
3. Stanley Morgan	80t	vs. Baltimore	Nov. 18, 1979
4. Irving Fryar	77t	vs. Indianapolis	Nov. 10, 1985
5. Roland James	75t	vs. NY Jets	Nov. 2, 1980
6. Mack Herron	66	vs. Baltimore	Oct. 6, 1974
7. Mike Haynes	62t	vs. Denver	Nov. 28, 1976
8. Ron Burton	62	at Houston	Nov. 12, 1961
8. Carl Garrett	62	vs. NY Jets	Sept. 27, 1970
10. Ricky Smith	55	vs. Baltimore	Sept. 4, 1983
10. Irving Fryar	55	vs. Seattle	Sept. 16, 1984
12. Mack Herron	54	vs. Baltimore	Oct. 7, 1973

## INTERCEPTION RETURNS

	PLAYER	Yds.	OPPONENT	DATE
1.	Rick Sanford	99t	at Chicago	Dec. 5, 1982
2.	Bob Suci	98t	vs. Houston	Nov. 1, 1963
3.	Ron Hall	87	at Denver	Sept. 18, 1966
4.	Ray Clayborn	85	at Cleveland	Oct. 7, 1984
5.	Fred Marion	83	at Seattle	Nov. 17, 1985
6.	Jim Hunt	78t	vs. Houston	Nov. 1, 1963
7.	Art McMahon	72	at Kan. City	Oct. 11, 1970
8.	Sam Hunt	68t	at Tampa Bay	Dec. 12, 1976
9.	Prentice McCray	63t	at NY Jets	Nov. 21, 1976
10.	Ross O'Hanley	61	vs. Oakland	Oct. 11, 1963
11.	John Outlaw	60t	at Baltimore	Dec. 12, 1971

## PUNTS

	PLAYER	Yds.	OPPONENT	DATE
1.	Luke Prestridge	89	vs. Miami	Oct. 21, 1984
2.	Bob Scarpito	87	at Denver	Sept. 29, 1968
3.	Luke Prestridge	82	vs. NY Jets	Oct. 28, 1984
4.	Rich Camarillo	76	vs. NY Jets	Sept. 19, 1982
5.	Rich Camarillo	75	at Chicago	Sept. 15, 1985
5.	Rich Camarillo	75	at Oakland	Nov. 1, 1981
7.	Rich Camarillo	74	at NY Jets	Nov. 24, 1985
8.	Rich Camarillo	72	at Buffalo	Nov. 22, 1981
9.	Rich Camarillo	70	vs. New Orleans	Dec. 4, 1983
9.	Tom Yewcic	70	at NY Jets	Nov. 28, 1965
11.	Mike Hubach	69	vs. Miami	Oct. 12, 1980
12.	Jim Fraser	68	at Denver	Sept. 18, 1966

## FIELD GOALS

	PLAYER	Yds.	OPPONENT	DATE
1.	Gino Cappelletti	53	at NY Jets	Nov. 28, 1965
2.	Gino Cappelletti	51	vs. Denver	Nov. 20, 1964
2.	Charlie Gogolak	51	at Miami	Oct. 17, 1971
4.	John Smith	50	vs. Kansas City	Oct. 4, 1981
4.	Tony Franklin	50	at Tampa Bay	Oct. 27, 1985
4.	Tony Franklin	50	Detroit	Dec. 8, 1985
7.	Gino Cappelletti	49	at Miami	Nov. 27, 1966
7.	John Smith	49	vs. Denver	Nov. 28, 1976
7.	Tony Franklin	49	at Tampa Bay	Oct. 27, 1985
7.	Tony Franklin	49	at Miami	Dec. 16, 1985
11.	Gino Cappelletti	48	at Oakland	Sept. 13, 1964
11.	Gino Cappelletti	48	vs. San Diego	Oct. 9, 1964
11.	Jeff White	48	at Houston	Nov. 25, 1973
11.	Tony Franklin	48	vs. Miami	Oct. 21, 1984





# HISTORICAL HIGHLIGHTS

## 1959

- Nov. 16 American Football League's eighth and final franchise is awarded to William H. Sullivan, Jr.
- Nov. 22 Northwestern RB Ron Burton is selected as first draft choice and Syracuse RB Gerhardt Schwedes is made first territorial choice.
- Dec. 20 Clemson QB Harvey White is first player signed.

## 1960

- Feb. 8 Lou Saban is appointed first head coach.
- Feb. 20 As the result of a public contest, the team nickname of Patriots is chosen. The Patriots also announce that the team colors will be red, white and blue.
- April 1 Boston University Field is named as the Patriots' first home.
- April 2 Patriots become first pro team in history to issue public stock.
- April 19 Uniformed Patriot centering football (creative work of Boston—Worcester cartoonist Phil Bissell) is adopted as team logo.
- July 4 Team opens first training camp at UMass, 350 players attend.
- July 30 In the AFL's first ever preseason game, Patriots defeat Buffalo 28-7 at War Memorial Stadium. Patriots DE Bob Dee recovered fumble for the league's first TD.
- Aug. 14 Patriots play their first home game ever at Harvard Stadium, a 24-14 loss to the Dallas Texans before 11,000 fans.
- Sept. 9 In their first regular season game, the Patriots open with a 13-10 loss to Denver at B.U. Field before a crowd of 21,597.
- Sept. 16 DB Chuck Shonta recovered a fumble on the final play of the game and ran for a TD to give the Patriots their first win ever by a 28-24 margin over the N.Y. Titans at the Polo Grounds in New York.

## 1963

- Oct. 11 Patriots play their first game in Fenway Park and beat Oakland, 20-14.
- Dec. 28 With a 26-8 victory over Buffalo, the Patriots win the AFL's Eastern Division title in the league's only playoff game ever held.

## 1964

- Jan. 5 Lost AFL title game, 51-10 to the Chargers at San Diego.

## 1970

- April 4 Foxboro selected as new site of Patriots' home.
- April 13 Special town meeting in Foxboro approves site selection.

## 1971

- Mar 22 Team is renamed New England Patriots.
- Aug. 15 Sullivan Stadium, at the time known as Schaefer Stadium, is dedicated with Patriots first game there. Gino Cappelletti kicked a 36-yard FG for the first points scored in the stadium as the Patriots top the NY Giants, 20-14 before 60,423 fans.

## 1972

- Feb. 17 Made financial history by paying first cash dividend of 15 cents per share.

## 1973

- Jan. 26 Chuck Fairbanks is named head coach and general manager.

## 1975

- Nov. 7 President William H. Sullivan, Jr. became the first majority owner in club history when he purchased additional voting stock to give him 88 per cent of the franchise's voting stock.

## 1976

- April 5 In what may have been the biggest trade in the franchise's history, the Patriots traded QB Jim Plunkett to San Francisco for four draft choices (two firsts in 1976, and a first and second in 1977) and QB Tom Owen.
- July 10 Patriots open their training camp for the first time at Bryant College in Smithfield, RI after spending the summers of 1969-75 at UMass/Amherst.
- Dec. 5 Patriots beat New Orleans, 27-6 at Foxboro to qualify for their first NFL playoff appearance ever and their first playoff game since 1963.



- Dec. 8 Non-voting stockholders approve offer of \$15 per share made by Billy Sullivan to purchase all non-voting stock.
- Dec. 18 Lost AFC wild card playoff game to the eventual Super Bowl Champion Oakland Raiders, 24-21 in the final ten seconds of play.

## 1977

- Jan. 31 Filed articles of merger to reorganize the corporation under the New Patriots, Inc. headed by Bill Sullivan, and then revert to New England Patriots Football Club, Inc.
- June 6 Patriots' Vice President Charles W. Sullivan named chairman of the NFL Management Council.
- Aug. 20 Work completed on installation of new surface (Super Turf) in Sullivan Stadium.
- Nov. 6 Tommy Neville plays his 154th game for the Patriots (vs. Buffalo at Schaefer) to set a new all-time service mark.

## 1978

- May 17 Paul Sonnabend resigns as Patriots' Vice President to assume new role as Executive Director of NFL Management Council.
- Sept. 3 Mrs. William H. (Mary M.) Sullivan, Jr. elected to the Patriots Board of Directors.
- Oct. 29 Record setting victory over New York Jets, a 55-21 win at Foxboro produces a dozen team and individual records and seven new stadium marks.
- Dec. 10 Patriots clinch their first outright divisional championship in the club's history with a last minute 26-24 victory over Buffalo at Foxboro.
- Dec 31 Patriots lose 31-14 to Houston in first playoff game ever played in Foxboro.

## 1979

- April 2 Patriots announce that Head Coach and General Manager Chuck Fairbanks has been released from his contract to assume duties as Head Football Coach at the University of Colorado.
- April 6 Francis "Bucko" Kilroy named as the new general manager and former Patriots' offensive coordinator Ron "Fargo" Erhardt named as head coach.
- July 13 Patriots' Vice President Charles W. "Chuck" Sullivan is promoted to Executive Vice President of the club.
- July 23 Former Patriots' General Manager and Head Coach Mike Holovak is promoted from the position of Personnel Assistant to the position of Director of College Scouting. Bill McPeak is named Director of Pro Scouting.
- Sept. 3 Former Patriots' wide receiver Darryl Stingley is named Executive Director of Player Personnel.
- Sept. 9 Patriots set four team and one individual record in 56-3 trouncing of the New York Jets at Foxboro.
- Oct. 23 Jeanne Sullivan McKeigue is elected as member of the club's Board of Directors.
- Dec. 16 Patriots close out 1979 regular season with 27-23 victory over Minnesota. Harold Jackson (1,013) and Stanley Morgan (1,002) become first Patriot players ever to transcend 1,000-yard season receiving mark.

## 1980

- Feb. 25 Paul Sonnabend resigns as Executive Director of the NFL Management Council and is appointed as Vice President and a member of the Board of Directors of the Patriots.
- April 8 William H. "Billy" Sullivan, Jr., President of the Patriots, is re-elected as Chairman of the Board of NFL Properties.
- May 2 Patriots and WEEI News Radio 59 of Boston announced multi-year agreement for the latter to serve as flagship station of the newly formed Patriots' Radio Network. John Carlson is named play-by-play announcer while former Patriots' center Jon Morris is tabbed to handle the commentary.
- Sept. 7 Patriots' WR Harold Jackson records his 500th career reception on a ten-yard TD pass from Steve Grogan in the Patriots' opening day 34-17 win over Cleveland.

## 1981

- Nov. 29 FB Sam Cunningham, with 35 yards on nine carries against St. Louis at Foxboro, surpasses Jim Nance (5,323 yards on 1,323 carries) as the Patriots' all-time career rushing leader.

## 1982

- Jan. 15 Ron Meyer, Head Coach at SMU from 1976-81, is named the eighth Head Coach in club history.
- April 27-28 The Patriots select DE Ken Sims of Texas as the top pick in the entire NFL Draft. With additional picks acquired in the draft day trades of retired TE Russ Francis, FS Tim Fox and LB Rod Shoate, the Patriots make a league high 17 selections.

- Nov. 28 In a 29-21 win over Houston, the Patriots unveil their new \$3.7 million Diamond Vision scoreboard, the world's largest TV screen.
- Dec. 5 Eighth year QB Steve Grogan completes 13 of 28 passes for 231 yards in a 26-13 loss at Chicago to break Babe Parilli's club records for career completions (1,140) and career passing yardage (16,911)

## 1983

- Jan. 8 In their first playoff appearance since 1978, the Patriots lose to the eventual AFC Champion Miami Dolphins at the Orange Bowl, 28-13.
- Feb. 16 General Manager Bucko Kilroy is promoted to the position of Vice President and Patrick Sullivan, Assistant General Manager for four years, is named General Manager.
- April 26 The Patriots tab Illinois QB Tony Eason as their first round pick, and lead the NFL for the second straight year with the most choices —19. The draft was held in one day, beginning at 8 a.m. and concluding the next morning at 2 a.m.
- May 17 William F. Finucane and Jeannette Allen Keefe are elected to the Patriots' Board of Directors.
- May 23 Schaefer Stadium is renamed Sullivan Stadium in honor of the founder and driving force behind the Patriots franchise, William H. "Billy" Sullivan, Jr.
- June 29 Sullivan Stadium is officially re-dedicated and the Boston Pops performs a concert in the stadium that is open free-of-charge to the public.
- Oct. 30 Ninth-year QB Steve Grogan completes his sweep of breaking every major club career passing mark held by Babe Parilli when he throws for two TD passes in a 24-13 loss to the Falcons at Atlanta.
- Nov. 20 Twelfth-year veteran DE Julius Adams, the oldest active defensive lineman in the NFL and the Patriots' second round draft choice in 1971, sets the club record for games played in a Patriots' uniform, 160. The old record was held by OT Tommy Neville (1965-77), who played in 159 games.
- Nov. 20 With 13 yards on three carries, tenth-year FB Mark van Eeghen raises his career rushing total to 6,583 yards on 1,736 rushes to pass Lawrence McCutcheon (6,578 yards) as the NFL's 13th ranked alltime rusher.

## 1984

- April 4 In a major trade with the Cincinnati Bengals, the Patriots acquire the number one selection in the 1984 Draft in exchange for two 1984 first round choices (16th and 28th, the latter acquired from the LA Raiders as part of the Mike Haynes trade), their own 1984 tenth round pick and their fifth round pick in 1985.
- May 1 The Patriots use the first choice in the 1984 Draft to select WR Irving Fryar of Nebraska, along with eleven additional choices. Also, FB Mark van Eeghen retires tied as the NFL's 13th ranked all-time rusher after a ten-year career.
- June 1 The Patriots organize a Fan Advisory Board, a group of season ticket holders who will help advise the Patriots on how to make Sullivan Stadium a more exciting and more pleasant place to bring a family to watch an NFL game.
- June 5 In the first-ever NFL Supplemental Draft, the Patriots selected slotback Ricky Sanders of the Houston Gamblers, running back Eric Jordan of the Oakland Invaders and quarterback Walter Lewis of the Memphis Showboats.
- Aug. 10 Work on a new turf, SuperTurf, is completed on the field. It is the second time that surface has been used at Sullivan Stadium. The original SuperTurf was installed in 1977.
- Oct. 25 Hall of Fame pass receiver Raymond Berry is named the head coach of the Patriots, replacing Ron Meyer. Berry, a former Patriots assistant coach, becomes the team's ninth head coach.
- Oct. 28 In celebrating the team's 25th anniversary before a sell-out crowd of 60,513, the Patriots beat AFC Eastern Conference foe New York Jets, 30-20, at Sullivan Stadium. The Patriots were in arrears, 20-3, in the second quarter in Raymond Berry's first game as the team's head coach.
- Dec. 9 Stanley Morgan caught a nine yard touchdown pass from Tony Eason 14:10 into the first quarter at Philadelphia to tie Gino Cappelletti's record for career TD receptions, 42. Morgan also passes Cappelletti for career receptions upon conclusion of the season with 312. Gino had 292 in playing 1960-70.

- Dec. 12 Tight end/H-back Derrick Ramsey, playing his first full season with the Patriots, breaks Stanley Morgan's single season pass-catching record of 58, set in 1983. Ramsey had four catches for 59 yards in a game against the St. Louis Cardinals in Foxboro, thus moving his one-season total to 59 catches for 693 yards. He finished the season with 66 catches for 792 yards. Also in the game, second-year QB Tony Eason established a new one-season pass completion record of 236 (old record was 228 by Babe Parilli in 1964). Eason finished the season with 259 completions.

## 1985

- July 26 Patrick J. Sullivan, William H. Sullivan III and Mrs. Nancie Chamberlain are elected to the Patriots' Board of Directors.
- Oct. 6 Stanley Morgan catches a 22 yard pass from Tony Eason at 9:29 of the third quarter, with the pass marking his 43rd career touchdown (all as a Patriot). Gino Cappelletti had the previous mark of 42, tied by Morgan when he caught a 12 yard touchdown from Eason at Philadelphia on December 9, 1984. Stanley now holds all the career pass-receiving records—receptions, yardage, yards per catch and touchdowns.
- Oct. 13 Raymond Clayborn establishes a new team record for consecutive starts by starting his 111 straight game. Ray Hamilton had the old mark of 110, done from September 16, 1973 to October 26, 1980. (Clayborn's streak started on September 3, 1978. He ended the season with 121). Clayborn celebrated the record-setting day by scoring his first pro interception touchdown (27 yards).
- Nov. 24 Garin Veris sets a new Patriot rookie record for sacks in a season with his eighth sack (59 yards) in New York vs. the Jets. Ray Hamilton had the previous mark of seven, set in 1973. Veris, a defensive end from Stanford University, finished the season with 10 sacks (71 yards).
- Dec. 28 The Patriots defeated the New York Jets, 26-14, at Giants Stadium (East Rutherford, N.J.) in the AFC Wildcard game. With the victory the Patriots win their first NFL playoff game (The Patriots had had an 0-3 NFL playoff record prior to the game).

## 1986

- Jan. 12 The Patriots beat the Miami Dolphins 31-14, thus winning the AFC Championship. In doing so, the Patriots ended an 18-game losing streak at the Orange Bowl. It was also only the second time the Patriots won at the Orange Bowl (1966 was the other time).
- Jan. 26 The Patriots play in Super Bowl XX, going against the Chicago Bears in the Louisiana Superdome in New Orleans. The Bears win the game, 46-10. The game, shown on NBC-TV, was the third-rated Super Bowl with a 48.3 rating and a 70 share (one rating point represents 859,000 TV households; a share is the percentage of sets in use). Only the 1982 and 1983 Super Bowls had higher ratings. It was the most widely-watched TV show ever—with 127 million viewers (topping the previous high of 121,600,000 who watched the final MASH show of February 28, 1983). The previous high Super Bowl in terms of viewers was Super Bowl XIX between the 49ers and the Dolphins (115,880,000). Also, 300 million people in China watched the game on tape delay.
- Jan. 27 Defensive end Julius Adams retires after 15 years (all with the Patriots). Adams, the team's number two draft choice in 1971 out of Texas Southern, was the oldest active defensive lineman in the league at age 37 when he retired. He started the final 12 games of the regular season, and all four post-season games in 1985. He has the club record for games played with 196 (John Hannah follows with 186).
- June 30 John Hannah, who was selected to the Pro Bowl a team record nine times (next nearest on team, six), announces his retirement from the game. Second in the team's record book for games-played with 183 (Julius Adams has lead with 196), the standout offensive guard had been selected to the All-NFL 25 year team (from 1960-84).

# PLAYOFF HISTORY

## 1963 AFL DIVISIONAL PLAYOFFS PATRIOTS 26, BUFFALO 8

Buffalo (War Memorial Stadium), Dec. 28 —The game was the first playoff in the still infant American Football League's history, a match for the AFL's Eastern Division title. QB Babe Parilli and Gino Cappelletti figured in all of the Patriots points as Parilli hit Larry Garron for scoring strikes of 59 and 17 yards and Cappelletti hit for four FGs (28, 12, 33 and 36) while adding two PATs. Ron Burton provided an inspirational boost for the Patriots as he heroically returned to play just a few weeks after disc surgery. Jack Rudolph led a Patriots defensive charge with 11 tackles while helping hold Buffalo's big back, Cookie Gilchrist to just 7 yards. Buffalo's only highlight of the day was a 93-yard scoring pass from Darryl Lamonica to Elbert Dubenion.

Patriots	10	6	0	10	26		
Buffalo	0	0	8	0	8		
						<b>B</b>	<b>BUF</b>
BP-Cappelletti FG 28						First Downs	11 3
BP-Garron 59 pass from Parilli						Rushes-Yards	36-83 12-7
(Cappelletti kick)						Passing Yards	300 301
BP-Cappelletti FG 12						Total Yards	383 308
BP-Cappelletti FG 33						Lost Att./Pass	8 22
BUF-Dubenion 93 pass from Lamonica						Passes	34-14-1 45-19-4
(Tracey pass from Lamonica)						Punts	7-32.3 8-35.1
BP-Garron 17 pass from						Fumbles/Lost	0-0 3-2
Parilli (Cappelletti kick)						Penalties/Yds.	7-65 9-100
BP-Cappelletti FG 36						A—33,044	

### INDIVIDUAL LEADERS

**RUSHING**—Boston: Garron 19-44, Neumann 1-16, Burton 8-12, Crump 5-9.  
Buffalo: Gilchrist 8-7, Bass 2-4, Kemp 2 for minus 4.  
**PASSING**—Boston: Parilli 35-14-1, 300 yards, 2 TDs.  
Buffalo: Lamonica 24-9-3, 168 yards, 1 TD, Kemp 21-10-1, 133 yards.  
**RECEIVING**—Boston: Garron 4-120-2 TDs, Cappelletti 4-129, Burton 3-22.  
Buffalo: Dubenion 3-115-1 TD, Ferguson 4-47, Bass 4-45, Rutkowski 3-45.

## 1963 AFL CHAMPIONSHIP GAME SAN DIEGO 51, PATRIOTS 10

San Diego (Balboa Stadium), Jan. 5, 1964 —Charger Keith Lincoln and injuries to star FB Larry Garron (concussion). Houston Antwine (back) and Harry Crump (shoulder) spelled disaster for the Patriots as the 6 1/2 point favorite Chargers coasted to a 51-10 victory. Lincoln rushed for an amazing 206 yards on the ground and added 123 more yards in receptions. The Chargers ran up a 31-10 lead at the half, and added 20 more unanswered points in the second half to capture the AFL title.

Patriots	7	3	0	0	10		
San Diego	21	10	7	13	51		
						<b>B</b>	<b>SD</b>
SD-Rote 2 run (Blair kick)						First Downs	14 21
SD-Lincoln 67 run (Blair kick)						Rushes-Yards	16-75 32-318
BP-Garron 7 run (Cappelletti kick)						Passing Yards	186 292
SD-Lowe 58 run (Blair kick)						Total Yards	261 610
SD-Blair FG 11						Passes	37-17-2 26-17-0
BP-Cappelletti FG 15						Punts	7-47 2-44
SD-Norton 14 pass from Rote						Fumbles/Lost	1-0 1-1
(Blair kick)						Penalties/Yds.	1-18 6-30
SD-Alworth 48 pass from Rote						A—30,127	
(Blair kick)							
SD-Lincoln 25 pass from Hadl							
(pass failed)							
SD-Hadl 1 run (Blair kick)							

### INDIVIDUAL LEADERS

**RUSHING**— Boston: Crump 7-18, Garron 3-15, Lott 3-15, Yewcic 1-14.  
San Diego: Lincoln 13-206, Lowe 12-94, Rote 4-15.  
**PASSING**—Boston: Parilli 29-14-1, 189 yards, 0 TD. Yewcic 8-3-1, 39 yards, 0 TD.  
San Diego: Rote 15-10-0, 173 yards, 2 TDs. Hadl 10-6-1, 112 yards, 1 TD.  
**RECEIVING**—Boston: Cappelletti 2-72, Graham 2-68, Crump 2-28, Colclough 3-26.  
San Diego: Alworth 4-77, MacKinnon, 2-52, Norton 2-44.

## 1976 AFC DIVISIONAL PLAYOFFS OAKLAND 24, PATRIOTS 21

Oakland (Oakland-Alameda County Coliseum), Dec. 18 — The surprising Patriots, having finished a complete turnaround with an 11-3 record (3-11 in 1975), travelled to Oakland to meet the Raiders in their first playoff competition since 1963. The Patriots jumped in front of the Raiders 7-0 on a 1 yard run by Andy Johnson, but fell behind at the half 10-7 when Fred Biletnikoff hauled in a 31 yard scoring pass from Ken Stabler with just 39 seconds left on the clock. Steve Grogan engineered scoring drives on the Patriots first two possessions of the third quarter, running the Patriots lead to 21-10 at the end of three quarters of play. Oakland responded with a score on its first possession of the fourth period, a one yard run off left tackle by Mark van Eeghan. With the score at 21-17 in the Patriots favor, John Smith attempted a 50 yard FG with 4:12 remaining, but the kick was low and the Patriots hung on to a slim 21-17 lead. Ken Stabler rallied the Oakland squad, driving the Raiders from their own 32 after the Smith FG attempt, and hitting paydirt for the winning score with only 14 seconds to go. The drive was marred by a controversial roughing the passer call on Ray Hamilton. The Patriots had seemingly stopped the Raiders when a Stabler to Garrett pass on a 3rd and 18 from the Patriot 27 fell incomplete, but penalty flags were thrown and the Raiders had possession with a first and ten at the Patriot 13. Five plays later Stabler rolled around left end for the winning score and the Patriots dreams of a championship in their rags to riches season were over. The loss was the closest one in the playoffs for the Raiders on their way to their Super Bowl Championship. The Patriots were the only team to beat the Raiders (48-17 on 10-3-76) during the regular season as they registered at 13-1 record.

Patriots	7	0	14	0	21
Oakland	3	7	0	14	24

NE-A. Johnson 1 run (Smith kick)  
 O-Mann FG 40  
 O-Biletnikoff 31 pass from Stabler  
 (Mann kick)  
 NE-Francis 26 pass from Grogan  
 (Smith kick)  
 NE-J. Phillips 3 run (Smith kick)  
 O-Van Eeghen 1 run (Mann kick)  
 O-Stabler 1 run (Mann kick)

	NE	O
First Downs	23	20
Rushes-Yards	49-164	24-81
Passing Yards	167	201
Total Yards	331	282
Had QB Sacked	0-0	4-32
Passes	24-12-2	32-19-0
Punts	3-44	5-37.8
Fumbles/Lost	1-1	1-1
Penalties/Yds.	10-83	11-93
A—54,037 paid, 53,045 actual		

### INDIVIDUAL LEADERS

RUSHING—Patriots: Cunningham 20-68 Grogan 7-35, Johnson 14-32.  
 Oakland: Van Eeghan 11-39, C. Davis 7-29, Banaszak 4-8.  
 PASSING—Patriots: Grogan 23-12-1, 167 yards, 1 TD.  
 Oakland: Stabler 32-19-0, 233 yards, 1 TD.  
 RECEIVING—Patriots: Francis 4-96, 1 TD, Stingley 2-36, Cunningham 2-14.  
 Oakland: Biletnikoff 9-137, 1 TD, Casper 4-47, Branch 3-32.

## 1978 AFC DIVISIONAL PLAYOFF HOUSTON 31, PATRIOTS 14

Foxboro (Schaefer Stadium), Dec. 31 — With the AFC East Division title tucked under their belts, the Patriots played host to the Houston Oilers in the first playoff game ever played at Schaefer Stadium. The Oilers earned the right to meet the Patriots after handing the Dolphins a 17-9 defeat at the Orange Bowl a week earlier. The Patriots had finished the season at 11-6, but were reeling from the controversy that started when Coach Chuck Fairbanks announced his resignation to accept the head coaching position at Colorado. The game found Fairbanks on the Patriots sidelines, however, but the last day of 1978 also proved the last day of the Patriots '78 season. Dan Pastorini completed 10 of 13 passes for 184 yards in the first half as the Oilers built a 21-0 lead at the intermission. Toni Fritsch added a 30-yard FG before the Patriots rallied with two TDs in the second half, on a 24-yard score on an option pass from RB Andy Johnson to WR Harold Jackson and the other on a 24-yard scoring strike from sub QB Tom Owen to TE Russ Francis. Owen had replaced starter Steve Grogan late in the first half. With the score Houston 24, Patriots 14, the Patriots began a late rally. Starting at their own 18, the Patriots started to move but Gregg Bingham picked off an Owen for Morgan pass and returned it to the Patriot 18, killing the drive and setting up an Earl Campbell 2-yard TD run that put the game out of reach. SS Doug Beaudoin had a big day on defense, making 8 tackles and adding 7 assists, while ILB Steve Nelson added 5 tackles and 5 assists.

Houston	0	21	3	7	31
Patriots	0	0	7	7	14

H-Burrough 71 pass from Pastorini  
 (Fritsch kick)  
 H-Barber 19 pass from Pastorini  
 (Fritsch kick)  
 H-Barber 13 pass from Pastorini  
 (Fritsch kick)  
 H-Fritsch FG 30  
 NE-Jackson 24 pass from Johnson  
 (Smith kick)  
 NE-Francis 24 pass from Owen  
 (Smith kick)  
 H-Campbell 2 run (Fritsch kick)

	H	NE
First Downs	21	15
Rushes-Yards	54-174	20-83
Passing Yards	170	180
Total Yards	344	263
Had QB Sacked	3-30	4-26
Passes	15-12-1	35-16-3
Punts	5-34.8	4-43.3
Fumbles/Lost	1-0	2-0
Penalties/Yds.	2-25	8-92
A—61,297 paid, 60,881 actual		

### INDIVIDUAL LEADERS

RUSHING—Houston: Campbell 27-118-1 TD, Tim Wilson 14-26, Coleman 7-19.  
 Patriots: Cunningham 10-42, Grogan 1-16, Johnson 6-14.  
 PASSING—Houston: Pastorini 15-21-1, 200 yards, 3 TDs.  
 Patriots: Owen 22-12-1, 144 yards, 1 TD Grogan 12-3-2, 38 yards; Johnson 1-1-0, 24 yards, 1 TD.  
 RECEIVING—Houston: Barber 5-83-2 TDs, Burrough 3-91-1 TD, Caster 2-12.  
 Patriots: Francis 8-101-1 TD, Cunningham 3-28, Morgan 2-37.

# 1982-1983 SUPER BOWL TOURNAMENT MIAMI 28, PATRIOTS 13

Miami (Orange Bowl), Jan. 8, 1983 — Finishing seventh in the 14-team AFC field, the Patriots were slated to meet the second-seeded Miami Dolphins in the first round of the 1982-83 Super Bowl XVII Tournament. Before a sellout crowd, the Patriots got on the scoreboard first, taking an early second period 3-0 lead on a 23-yard FG by John Smith. Behind the precision passing of David Woodley (16 of 19, 234 yards, 2 TDs), the Dolphins scored four TDs while the Patriots could only muster another Smith FG (42 yards) through the first three periods. A spectacular defensive effort by the Dolphins limited the Patriots and Steve Grogan to 189 passing yards, sacking Grogan four times and intercepting him twice. FB Andra Franklin, the AFC's second leading rusher in regular season play, carried the ball 26 times for 112 yards to enable the Dolphins to control the ball for 35 minutes and 51 seconds. Making their first playoff appearance since 1978, the Patriots 49-man roster included only 16 players from the 1978 playoff squad. Starting SS Roland James was placed on the injured reserve list two days prior to the game with a knee injury and was replaced in the starting lineup by Keith Lee. Early in the game, starting DE Ken Sims sprained his left ankle and left the game. He later returned, but re-injured the ankle and left the game for good midway through the second stanza.

Patriots	0	3	3	7	13
Miami	0	14	7	7	28

NE-Smith FG 23  
MIA-Hardy 2 Pass from Woodley  
(von Schamann kick)  
MIA-Franklin 1 run  
(von Schamann kick)  
NE-Smith FG 42  
MIA-Bennett 2 run  
(von Schamann kick)  
MIA-Hardy 2 pass from Woodley  
(von Schamann kick)  
NE-Hasselbeck 22 pass from Grogan  
(Smith kick)

	NE	MIA
First Downs	14	27
Rushes-Yards	18-77	45-214
Passing Yards	160	234
Total Yards	237	448
Had QB sacked	4-29	2-12
Passes	30-16-2	19-16-0
Punts	5-43.6	1-51.0
Fumbles/Lost	1-1	3-3
Penalties/Yds.	4-27	2-15
A—73,479 paid 68,842 actual		
TV blackout in effect.		

## INDIVIDUAL LEADERS

RUSHING— Patriots: van Eeghen 9-40, Collins 7-35.  
Miami: Franklin 26-112-1 TD, Nathan 12-71, Woodley 1-16.  
PASSING— Patriots: Grogan 30-16-2, 189 yards, 1 TD  
Miami: Woodley 19-16-0, 246 yards, 2 TDs.  
RECEIVING— Patriots: Hasselbeck 7-87-1 TD, Dawson 4-49, Collins 1-17.  
Miami: Nathan 5-68, Hardy 3-23-2 TDs, Rose 2-47.

## December 28, 1985—Meadowlands New England 26, NY Jets 14 (AFC Wildcard)

E. RUTHERFORD, N.J.—In downing the New York Jets, 26-14, the Patriots had heroes aplenty—Tony Eason's 12 of 16 passing for 179 yards, rookie defensive end Garin Veris with three sacks for 35 yards (Patriots had five as a team), interceptions from defensive back Fred Marion and Veris, a 15 yard fumble return for a touchdown by reserve linebacker Johnny Rembert and an NFL Playoff record tying four field goals by veteran placekicker Tony Franklin.

And those, quite frankly, were just a few of the many heroes that New England had in mustering its first playoff win in the NFL and its first playoff win in 22 years.

New England was in arrears just a couple of times in the game, both coming in the second quarter—a 7-3 score five seconds into the second quarter when Johnny Hector caught an 11 yard touchdown pass from quarterback Ken O'Brien, followed by a Pat Leahy PAT kick; and 7-6 after Franklin made a 41 yard field goal 4:04 into the second quarter.

New England scored 17 points on the four Jets turnovers (two touchdowns, one field goal).

The Jets were held to just 58 yards rushing in 21 carries for a 2.8 average and a long gain of seven yards while the Patriots ran for 99 yards in 39 carries for a 2.5 average with a long of 12 yards (both Craig James and Tony Eason had 12 yard runs). Freeman McNeil led the Jets in rushing with 41 yards on 16 carries and Craig James led the Patriots with 49 yards on 22 carries.

New England Patriots	3	10	10	3-26
New York Jets	0	7	7	0-14

1st—9:40—NE—Franklin 33 FG  
2nd—0:05—NY—Hector 11 pass from O'Brien (Leahy kick)  
2nd—4:04—NE—Franklin 41 FG  
2nd—13:38—NE—Morgan 36 pass from Eason (Franklin kick)  
3rd—8:36—NE—Franklin 20 FG  
3rd—8:51—NE—Rembert 15 fumble return (Franklin kick)  
3rd—14:03—NY—Shuler 12 pass from Ryan (Leahy kick)  
4th—11:47—NE—Franklin 26 FG

**Rushing:** NE—C. James 22-49, Collins 11-36, Eason 6-14; NY—McNeil 16-41, Hector 4-13, O'Brien 1-4.

**Receiving:** NE—Morgan 4-62, Fryar 2-47, C. James 2-36, Dawson 2-20, Collins 2-14; NY—Toon 9-93, Walker 4-54, Shuler 5-53, McNeil 3-13, Hector 1-11, Klever 1-9.

**Passing:** NE—Eason 12-16-179, 1 TD, 0 INTs; NY—O'Brien 13-17-149, 1 TD, 1 INT; Ryan 10-17-84, 1 TD, 1 INT.

Team Stats	NE	NY
First Downs	12	15
3rd Downs	3/14	5/13
Total Yards	258	240
Rushing Yards	99	58
Passing Yards	159	182
Sacks By-Yards	5-51	3-20
Punts	5-40.0	5-38.4
Penalties	1-10	6-48
Fumbles	2-0	3-2
Time of Poss.	31:47	28:13
Actual: 70,958 (sold: 76,891)		

## January 5, 1986—LA Coliseum New England 27, LA Raiders 20 (AFC Playoff)

LOS ANGELES, CA.—The Patriots took advantage of three fumbles lost and three interceptions in defeating the homestanding Los Angeles Raiders, 27-20.

The Patriots scored their first touchdown, a 13-yd pass to Lin Dawson, thanks to a fumble recovery by rookie defensive back Jim Bowman (on the Los Angeles 21 yard line).

The Raiders narrowed the score to 7-3, due in big part to a blocked punt against Patriots kicker Rich Camarillo. The ball was recovered on the New England 16 yard line, and four plays later, Matt Bahr had a 29 yard field goal. The Raiders did take a 10-7 lead on their next possession, when quarterback Marc Wilson found rookie Jesse Hester for a 16 yard score.

Los Angeles went in front, 17-7, when a Mose Tatupu fumble was recovered at the New England 19. Three plays later, Marcus Allen took a pitch right for an 11 yard touchdown. Not to be denied, the Patriots hustled back, making it 17-10, on an 80-yard, 10-play drive that ended with Craig James sweeping the left corner behind a block by John Hannah for a two yard touchdown run.

Ronnie Lippett's second interception of the day gave the Patriots a 45 yard field goal and a 17-17 tie. But the Raiders had the lead at halftime, 20-17, on a 32 yard field goal by Bahr. The rest of the scoring was done by the Patriots—a 32 yard field goal by Franklin 54 yards and 12 plays after Fred Marion had recovered a fumble on the New England 32 yard line and then right after that a fumble recovery in the endzone by Bowman off the kickoff return, thus making it 27-20.

New England Patriots	7	10	10	0-27
Los Angeles Raiders	3	17	0	0-20

1st—4:34—NE—Dawson 13 pass from Eason (Franklin kick)

1st—10:13—LA—Bahr 29 FG

2nd—4:21—LA—Hester 16 pass from Wilson (Bahr kick)

2nd—6:07—LA—Allen 11 run (Bahr kick)

2nd—11:22—NE—C. James 2 run (Franklin kick)

2nd—13:15—NE—Franklin 45 FG

2nd—14:54—LA—Bahr 32 FG

3rd—13:49—NE—Franklin 32 FG

3rd—14:03—NE—Bowman fumble recovery in EZ on KO (Franklin kick)

**Rushing:** NE—C. James 23-104, Collins 9-18, Weathers 9-18, Tatupu 4-17, Fryar 1-3, Eason 3-(-4); LA—Allen 22-121, Hawkins 4-33, Wilson 1-9.

**Receiving:** NE—C. James 3-48, D. Ramsey 2-34, Morgan 1-22, Dawson 1-13, Collins 1-8, LA—Christensen 4-78, Williams 3-33, Hester 1-16, Allen 3-8.

**Passing:** NE—Eason 7-14-117, 1 TD, 0 INTs; C. James 1-1-8, 0 TDs, 0 INTs; LA—Wilson 11-27-135, 1 TD, 3 INTs.

Team Stats	NE	LA
First Downs	15	17
3rd Downs	8/16	3/9
Total Yards	254	298
Rushing Yards	156	163
Passing Yards	98	124
Sacks By Yards	2-11	3-27
Punts	5-45.0	2-34.0
Penalties	6-45	6-53
Fumbles	3-2	5-3
Time of Poss.	36:59	23:01
Actual: 88,936 (sold: 89,289)		

## January 12, 1986—Orange Bowl New England 31, Miami 14 (AFC Championship)

MIAMI, FL.—The 18-game losing streak to the Miami Dolphins at the Orange Bowl became a thing of the past, thanks to a 31-14 win for the AFC Championship. The Dolphins had a 7-3 lead 21 seconds into the second quarter, but the visitors then reeled off the next 21 points—on a four yard touchdown pass to Tony Collins from Tony Eason 4:50 into the second quarter, a one yard TD pass from Eason to Derrick Ramsey 9:35 into the second and a two yard TD pass from Eason to Robert Weathers 3:02 into the third quarter.

New England Patriots	3	14	7	7-31
Miami Dolphins	0	7	0	7-14

1st—6:40—NE—Franklin 23 FG

2nd—0:21—M—Johnson 10 pass from Marino (Reveiz kick)

2nd—4:50—NE—Collins 4 pass from Eason (Franklin kick)

2nd—9:35—NE—D. Ramsey 1 pass from Eason (Franklin kick)

3rd—3:02—NE—Weathers 2 pass from Eason Franklin kick)

4th—0:32—M—Nathan 10 pass from Marino (Revez kick)

4th—7:26—NE—Tatupu 1 run (Franklin kick)

**Rushing:** NE—C. James 22-105, Weathers 16-87, Collins 12-61, Tatupu 6-9, Eason 3-(-7); M—Carter 6-56, Davenport 3-6, Nathan 2-4, Bennett 1-2, Marino 1-0.

**Receiving:** NE—Morgan 2-30, D. Ramsey 3-18, Collins 3-15, Tatupu 1-6, Weathers 1-2; M—Nathan 5-57, Hardy 3-52, Duper 3-45, Clayton 3-41, Davenport 3-23, Johnson 1-10, Moore 1-10, Rose 1-10.

**Passing:** NE—Eason 10-12-71, 3 TDs, 0 INTs; M—Marino 20-48-248, 2 TDs, 2 INTs.

Team Stats	NE	M
First Downs	21	18
3rd Downs	7/16	3/10
Total Yards	326	302
Rushing Yards	255	68
Passing Yards	71	234
Sacks By-Yards	1-14	0-0
Punts	5-40.2	4-41.3
Penalties	2-15	4-35
Fumbles	2-2	5-4
Time of Poss.	39:51	20:09
Actual: 74,978 (sold: 76,270)		



## January 26, 1986—Superdome Chicago 46, New England 10 (Super Bowl XX)

NEW ORLEANS—The Patriots led early, but Chicago controlled thereafter and took a 46-10 victory in each team's first Super Bowl appearance.

Don Blackmon caused a Walter Payton fumble that Larry McGrew recovered at Chicago's 19-yard line on the game's second play, leading to Tony Franklin's 36-yard field goal at 1:19 (the fastest score in Super Bowl history). The Bears, however, scored the next 44 points.

Quarterback Steve Grogan replaced starter Tony Eason in the second quarter. Grogan fared better, but was intercepted twice and sacked four times for 33 yards, including a safety. His eight-yard TD pass to Irving Fryar was the only touchdown allowed by Chicago in three playoff appearances.

Chicago Bears	13	10	21	2-46
New England Patriots	3	0	0	7-10

1st—1:19—NE—Franklin 36 FG  
 1st—5:40—C—Butler 28 FG  
 1st—13:34—C—Butler 24 FG  
 1st—14:37—C—Suhey 11 run (Butler kick)  
 2nd—7:36—C—McMahon 2 run (Butler kick)  
 2nd—15:00—C—Butler 24 FG  
 3rd—7:38—C—McMahon 1 run (Butler kick)  
 3rd—8:44—C—Phillips 28 interception return (Butler kick)  
 3rd—11:38—C—Perry 1 run (Butler kick)  
 4th—1:46—NE—Fryar 8 pass from Grogan (Franklin kick)  
 4th—9:24—C—Safety, Grogan tackled by Waechter in end zone (Butler kick)

**Rushing:** NE—Collins 3-4, Weathers 1-3, Grogan 1-3, C.James 5-1, Hawthorne 1-(-4); C—Payton 22-61, Suhey 11-52, Sanders 4-15, Gentry 3-15, McMahon 5-14, Thomas 2-8, Perry 1-1, Fuller 1-1.

**Receiving:** NE—Morgan 7-70, Starring 2-39, Fryar 2-24, Collins 2-19, D.Ramsey 2-16, C.James 1-6, Weathers 1-3. C—Gault 4-129, Gentry 2-41, Margerum 2-36, Moorehead 2-22, Suhey 1-24, Thomas 1-4.

**Passing:** NE—Eason 0-6-0, 0 TDs, 0 INTs, Grogan 17-30-177, 1 TD, 2 INTs; C—McMahon 12-20-256, 0 TDs, 0 INTs, Fuller 0-4-0, 0 TDs, 0 INTs, Perry 0-0-0, 0 TDs, 0 INTs.

Team Stats	C	NE
First Downs	23	12
3rd Downs	7/14	1/10
Total Yards	408	123
Rushing Yards	167	7
Passing Yards	241	116
Sacks By-Yards	7-61	3-15
Punts	4-43.3	6-43.8
Penalties	7-40	5-35
Fumbles	3-2	4-4
Time of Poss.	39:15	20:45
Actual: 73,818 (sold: 73,818)		

## TOP PLAYOFF PERFORMANCES

### TEAM

Total Net Yards	383	at Buffalo, 12-28-63 (83 Rush, 300 Pass, 70 Plays)
	326	at Miami, 1-12-86 (255 Rush, 71 Pass, 71 Plays)
	261	at San Diego, 1-5-64 (75 Rush, 261 Pass, 53 Plays)
	331	at Oakland, 12-18-76 (164 Rush, 167 Pass, 73 Plays)
	344	vs. Houston, 12-31-78 (174 Rush, 170 Pass, 72 Plays)
Yards Rushing	255	at Miami, 1-12-86
	174	vs. Houston, 12-31-78
	164	at Oakland, 12-18-76
	156	at LA Raiders, 1-5-86
Rushing Attempts	59	at Miami, 1-12-86
	49	at Oakland, 12-18-76
	49	at LA Raiders, 1-5-86
	39	at NY Jets, 12-28-85
	36	at Buffalo, 12-28-63
No. of Plays	73	at Oakland, 12-18-76 (49 Rush, 24 Pass, 0 Sacks)
	72	vs. Houston, 12-31-78 (54 Rush, 15 Pass, 3 Sacks)
	71	at Miami, 1-12-86 (59 Rush, 12 Pass, 0 Sacks)
	70	at Buffalo, 12-28-63 (36 Rush, 34 Pass, 0 Sacks)
Rushing TDs	1	many times, most recent at Miami, 1-12-86
Yards Passing	300	at Buffalo, 12-28-63
	186	at San Diego, 1-5-64
	180	vs. Houston, 12-31-78
	167	at Oakland, 12-18-76
	160	at Miami, 1-8-83
	159	at NY Jets, 12-28-85

Pass Completions	17 vs. Chicago, 1-26-86
	17 at San Diego, 1-5-64
	16 at Miami, 1-8-83
	14 at Buffalo, 12-28-63
TDs Passing	3 at Miami, 1-12-86
	2 at Buffalo, 12-28-63
	2 vs. Houston, 12-31-78
Total First Downs	23 at Oakland, 12-18-76
	21 at Miami, 1-12-86 (15 Rush, 6 Pass, 0 Penalty)
3rd Down Eff.	50%at LA Raiders, 1-5-86 (8 of 16)
	44%at Miami, 1-12-86 (7 of 16)
Points For	31 at Miami, 1-12-86 (31-14 win)
	27 at LA Raiders, 1-5-86 (27-20 win)
	26 at Buffalo, 12-28-63 (26-8 win)
	26 at NY Jets, 12-28-85 (26-14 win)
Fewest Points Vs.	8 at Buffalo, 12-28-63 (26-8 win)
	14 at NY Jets, 12-28-85 (26-14 win)
	14 at Miami, 1-28-86 (31-14 win)
Sacks By	5 at NY Jets, 12-28-85 (51 yards)
	4 vs. Houston, 12-31-78 (26 yards)
	4 at Oakland, 12-18-76 (32 yards)
Most Punts For	7 at Buffalo, 12-28-63 (32.3 avg.)
	7 at San Diego, 1-5-63 (47.0 avg.)
	6 vs. Chicago, 1-26-86 (43.8)
	5 vs. Houston, 12-31-78 (34.8 avg.)
	5 at Miami, 1-8-83 (43.6 avg.)
	5 at NY Jets, 12-28-85 (40.0 avg.)
	5 at LA Raiders, 1-5-86 (45.0 avg.)
	5 at Miami, 1-12-86 (40.2 avg.)
Fewest Punts For	3 at Oakland, 12-18-76 (44.0 avg.)
	4 vs. Houston, 12-31-78 (43.3 avg.)
Most Penalty Yards For	92 vs. Houston, 12-31-78 (8 infractions)
	83 at Oakland, 12-18-76 (10 infractions)
	65 at Buffalo, 12-28-63 (7 infractions)
Fewest Penalty Yards For	10 at NY Jets, 12-28-85 (1 infraction)
	15 at Miami, 1-12-86 (2 infractions)
	18 at San Diego, 1-5-64 (1 infraction)
	27 at Miami, 1-8-83 (4 infractions)
Most Penalties Vs.	10 at Oakland, 12-18-76 (83 yards)
	8 vs. Houston, 12-31-78 (92 yards)
Fewest Penalties Vs.	1 at NY Jets, 12-28-85 (10 yards)
	1 at San Diego, 1-5-64 (18 yards)
Most Fumbles For	4 vs. Chicago, 1-26-86
	3 at LA Raiders, 1-5-86
Most Fumbles Lost	4 vs. Chicago, 1-26-86
	2 at Miami, 1-12-86
	2 at LA Raiders, 1-5-86

## INDIVIDUAL

Yards Rushing	105 Craig James at Miami, 1-12-86
	104 Craig James at LA Raiders, 1-5-86
	87 Robert Weathers at Miami, 1-12-86
	68 Sam Cunningham at Oakland, 12-18-76
Rushing Attempts	23 Craig James at LA Raiders, 1-5-86
	22 Craig James at Miami, 1-12-86
	22 Craig James at NY Jets, 12-28-85
	20 Sam Cunningham at Oakland, 12-18-76
TDs Rushing	1 Andy Johnson at Oakland 12-18-76
	Larry Garron at San Diego 1-5-64
	Jess Philips at Oakland 12-18-76
	Craig James at LA Raiders 1-5-86
	Mosi Tatupu at Miami, 1-12-86
Longest TD Rush	7 Larry Garron at San Diego 1-5-64
	3 Jess Philips at Oakland 12-18-76
	2 Craig James at LA Raiders 1-5-86
	1 Mosi Tatupu at Miami 1-12-86
	1 Andy Johnson at Oakland, 12-18-76
Longest Rush	45 Robert Weathers at Miami, 1-12-86
	22 Sam Cunningham at Oakland, 12-18-76
	22 Mosi Tatupu at Miami, 1-12-86
Yards Passing	300 Babe Parilli at Buffalo, 12-28-63
	189 Babe Parilli at San Diego, 1-5-64
	189 Steve Grogan at Miami, 1-8-83
	179 Tony Eason at NY Jets, 12-28-85
	167 Steve Grogan at Oakland, 12-18-76
Passing Attempts	35 Babe Parilli at Buffalo, 12-28-63
	30 Steve Grogan vs. Chicago, 1-26-86
	30 Steve Grogan at Miami, 1-8-83
	29 Babe Parilli at San Diego, 1-5-64
	23 Steve Grogan at Oakland, 12-18-76
	22 Tom Owen vs. Houston, 12-31-78

TDs Passing	3	Tony Eason at Miami 1-12-86
	2	Babe Parilli at Buffalo, 12-28-63
Yards Receiving	129	Gino Cappelletti at Buffalo, 12-28-63 (4 Rec.)
	120	Larry Garron at Buffalo, 12-28-63 (4 Rec.).
	101	Russ Francis vs. Houston, 12-31-78 (8 Rec.)
	96	Russ Francis at Oakland, 12-18-76 (4 Rec.).
Receptions	8	Russ Francis vs. Houston, 12-31-78
	7	Stanley Morgan vs. Chicago, 1-26-86
	7	Don Hasselbeck at Miami, 1-8-83
	4	Larry Garron at Buffalo, 12-28-63
	4	Gino Cappelletti at Buffalo, 12-28-63
	4	Russ Francis at Oakland, 12-18-76
	4	Lin Dawson at Miami, 1-8-83
	4	Stanley Morgan at NY Jets, 12-28-85
TD Receptions	2	Larry Garron at Buffalo, 12-28-63
	1	Russ Francis at Oakland, 12-18-76
	1	Harold Jackson vs. Houston, 12-31-78
	1	Russ Francis vs. Houston, 12-31-78
	1	Don Hasselbeck vs. Miami, 1-8-83
	1	Stanley Morgan at NY Jets, 12-28-85
	1	Lin Dawson at LA Raiders, 1-5-86
	1	Tony Collins at Miami, 1-12-86
	1	Robert Weathers at Miami, 1-12-86
	1	Derrick Ramsey at Miami, 1-12-86
	1	Irving Fryar vs. Chicago, 1-26-86
Longest Reception	59t	Larry Garron from Babe Parilli at Buffalo, 12-28-63
	39	Irving Fryar from Tony Eason at NY Jets, 12-28-85
	36t	Stanley Morgan from Tony Eason at NY Jets, 12-28-85
	29	Derrick Ramsey from Tony Eason at LA Raiders, 1-5-86
	26t	Russ Francis from Steve Grogan at Oakland, 12-18-76
Longest Int. Ret.	26	Fred Marion at NY Jets, 12-28-85
	22	Fred Marion at LA Raiders, 1-5-86
	21	Fred Marion at Miami, 1-12-86
	18	Garin Veris at NY Jets, 12-28-85
	13	Ross O'Hanley at Buffalo, 12-28-63
Longest Punt	68	Tom Yewcic at San Diego, 1-5-64
	62	Rich Camarillo vs. Chicago, 1-26-86
Most Punts	7	Tom Yewcic at Buffalo, 12-28-63 (32.3 avg.)
	7	Tom Yewcic at San Diego, 1-5-64 (47.0 avg.)
	6	Rich Camarillo vs. Chicago, 1-26-86 (43.8 avg.)
Best Punt Avg.	47.0	Tom Yewcic at San Diego, 1-5-64 (7 kicks)
	45.0	Rich Camarillo at LA Raiders, 1-5-86 (5 kicks)
	44.0	Mike Patrick at Oakland, 12-18-76 (3 kicks)
	43.8	Rich Camarillo vs. Chicago, 1-26-86 (6 kicks)
Longest Punt Ret.	28	Art Graham at Buffalo, 12-28-63
Longest KO Ret.	47	Ray Clayborn vs. Houston, 12-31-78
	37	Stephen Starring at Miami, 1-12-86
Longest FG	45	Tony Franklin at LA Raiders, 1-5-86
	42	John Smith at Miami, 1-8-83
	41	Tony Franklin at NY Jets, 12-28-85
	36	Tony Franklin vs. Chicago, 1-26-86
	36	Gino Cappelletti at Buffalo, 12-28-63
Most FGs Made	4	Tony Franklin at NY Jets, 12-28-85 (33, 41, 20, 26)
	4	Gino Cappelletti at Buffalo, 12-28-63 (28, 12, 33, 36)
	2	Tony Franklin at LA Raiders, 1-5-86 (45, 32)
	2	John Smith at Miami, 1-8-83 (23, 42)
Most FGs Attempted	5	Tony Franklin at NY Jets, 12-28-85 (33, 41, 20, 41wl, 26)
Most Points	14	Gino Cappelletti at Buffalo, 12-28-63 (4 FGs, 2 PAT kicks)
	14	Tony Franklin at NY Jets, 12-28-85 (4 FGs, 2 PAT kicks)
	12	Larry Garron at Buffalo, 12-28-63 (2 TDs)
	9	Tony Franklin at LA Raiders, 1-5-86 (2 FGs, 3 PAT kicks)

# PLAYOFF TIE-BREAKERS

## DIVISION TIES

If, at the end of the regular season, two or more clubs in the same division finish with the best won-lost-tied percentage, the following steps will be taken until a champion is determined:

### Two Clubs

1. Head-to-Head (best won-lost-tied) percentage in games between the clubs.
2. Best won-lost-tied percentage in games played within the division.
3. Best won-lost-tied percentage in games played within the conference.
4. Best won-lost-tied percentage in common games, if applicable.
5. Best net points in division games.
6. Best net points in all games.
7. Strength of schedule.
8. Best net touchdowns in all games.
9. Coin toss.

### Three or More Clubs

(Note: if two clubs remain tied after a third club is eliminated during any step, tie-breaker reverts to Step One of two-club format.)

1. Head-to-Head (best won-lost-tied percentage in games among the clubs.)
2. Best won-lost-tied percentage in games played within the division.
3. Best won-lost-tied percentage in games played within the conference.
4. Best won-lost-tied percentage in common games.
5. Best net points in division games.
6. Best net points in all games.
7. Strength of schedule.
8. Best net touchdowns in all games.
9. Coin toss.

## WILD CARD TIES

If necessary to break ties to determine the two Wild Card clubs from each conference, the following steps will be taken:

1. If all the tied clubs are from the same division, apply division tie-breaker.
2. If the tied clubs are from different divisions, apply the following steps:

(Note: If two clubs remain tied after third or other clubs eliminated, tie-breaker reverts to Step One of applicable two-club format.)

### Two Clubs

1. Head-to-Head, if applicable.
2. Best won-lost-tied percentage in games played within the conference.
3. Best won-lost-tied percentage in common games, minimum of four.
4. Best average net points in conference games.
5. Best net points in all games.
6. Strength of schedule.
7. Best net touchdowns in all games.
8. Coin toss.

### Three or More Clubs

1. Head-to-Head sweep (applicable only if one club has defeated each of the others or one club has lost to each of the others.)
2. Best won-lost-tied percentage in games played within the conference.
3. Best won-lost-tied percentage in common games, minimum of four.
4. Best average net points in conference games.
5. Best net points in all games.
6. Strength of schedule.
7. Best net touchdowns in all games.
8. Coin toss.

## AFC VS NFC 1970-85

	AFC	NFC	Tie
1970	12	27	1
1971	15	23	2
1972	20	23	1
1973	19	19	2
1974	23	17	0
1975	23	17	0
1976	16	12	0
1977	19	9	0
1978	31	21	0
1979	36	16	0
1980	33	19	0
1981	24	28	0
1982	15	14	1
1983	26	26	0
1984	26	26	0
1985	27	25	0
Total	365	322	7

# PATRIOTS' RADIO NETWORK



## JOHN CARLSON

## JON MORRIS

Veteran announcer John Carlson and former Patriots' center Jon Morris will begin their seventh season in 1986 as the broadcast team on the Patriots' Radio Network. Carlson, Sports Director at Newsradio 590 WEEI AM in Boston, handles the play-by-play while Morris adds the color commentary and analysis.

For the fourth year in a row, WEEI's broadcasts of Patriots' games were honored by the Massachusetts Associated Press for best sports play-by-play.

Carlson has been Sports Director at WEEI since 1975, having joined the station in 1974. During his broadcast career, he has handled the play-by-play assignments for a number of teams including the Boston Celtics, Boston University football and hockey and numerous other schoolboy and collegiate games.

Morris was the Patriots' fourth round draft choice in 1964 after a standout career at Holy Cross. The Patriots' Rookie-of-the-Year in 1965, he played in 131 games as a Patriot from 1964-1974 before being traded to Detroit in 1975. He was named MVP of the Lions in 1977 and played his final year in the NFL with the Chicago Bears the following year (1978). Morris began his broadcast career as color commentator on the Patriots' radio broadcasts in 1979.

The Patriots' Radio Network is headed by flagship station Newsradio 590 WEEI AM in Boston and is comprised of 31 stations. Formed when WEEI signed a multi-year pact with the Patriots in July, 1980, the network broadcasts each Patriots' preseason and regular season game, WEEI 590 held the original radio broadcast rights to the Patriots' games for the first six years of the club's history.

As of June 15, 1986 the network includes the following affiliates:

### MAINE

WGAN	Portland
WIDE	Biddeford
WRKD	Rockland
WTVL	Waterville
WDME	Dover-Foxcroft
WQMR	Skowhegan

### NEW HAMPSHIRE

WMWV	Conway
WEMJ	Laconia
WFTN	Franklin
WWNH	Rochester
WTSV	Claremont
WGIR	Manchester

### CONNECTICUT

WLIS	Old Saybrook
WINY	Putnam
WSUB	Groton
WGAB	Hartford

### MASSACHUSETTS

WTTT	Amherst
WCIB	Falmouth
WFGL	Fitchburg
WBSM	New Bedford
WUPE	Pittsfield
WARE	Ware
WORC	Worcester
WFOE	Greenfield
WSPR	Springfield
WEEI	Boston

### RHODE ISLAND

WHJJ	Providence
WWON	Woonsocket

### VERMONT

WHWB	Rutland
WDEV	Waterbury
WKVT	Brattleboro

# LOCAL MEDIA CONTACTS

## NEWSPAPERS

### Associated Press

Dave O'Hara, S.E.  
Howard Ullman  
184 High St.  
Boston, MA 02110  
(617) 357-8100

### Attleboro Sun Chronicle

Mark Farinella, S.E.  
Peter Gobis  
Scott Mason  
Bob Croce  
34-38 S. Main Street  
Attleboro, MA 02703  
(617) 222-7000

### Boston Globe

Vince Doria, S.E.  
Bill Griffith, Asst. S.E.  
Don Skwar, Asst. S.E.  
Ron Borges  
Will McDonough  
Michael Madden  
Leigh Montville  
Bob Ryan  
Ian Thomsen  
Jack Craig (TV Sports)  
135 Morrissey Blvd.  
Boston, MA 02106  
(617) 929-3235

### Boston Herald

Bob Sales, S.E.  
Kevin Mannix  
Lynne Snierston  
Joe Fitzgerald  
Tim Horgan  
George Kimball  
Jim Baker (TV Sports)  
One Herald Square  
Boston, MA 02106  
(617) 426-3005

### Brockton Enterprise

Jeff Leet, Exec. S.E.  
Bill Abramson, S.E.  
Pete Farley  
Glen Farley (TV Sports)  
60 Main St.  
Brockton, MA 02401  
(617) 586-6200

### Christian Science Monitor

Larry Eldridge, S.E.  
Ross Atkin  
One Norway St.  
Boston, MA 02215  
(617) 262-2300

### Foxboro Reporter

Dave Comeau, S.E.  
Vin Igo  
Foxboro, MA 02035  
(617) 543-4851

### Hartford Courant

Jon Pessah, S.E.  
Terry Price  
Alan Greenberg  
Greg Garber  
Jerry Trecker (TV Sports)  
285 Broad St.  
Hartford, CT 06115  
(203) 241-6200

### Lawrence Eagle Tribune

Russ Conway, S.E.  
Paul LaFond  
Joe Murphy  
P.O. Box 100  
Lawrence, MA 01842  
(617) 685-1000

### Lowell Sun

Dennis Whitton, S.E.  
Dave Pevear  
Gerry Callahan  
P.O. Box 1477  
Lowell, MA 01852  
(617) 458-7100

### Lynn Item

Rich Fahey, S.E.  
Dave Rattigan  
38 Exchange St.  
Lynn, MA 01903  
(617) 593-7700

### Middlesex News

Len Megliola, S.E.  
Curt Garfield  
33 New York Ave.  
Framingham, MA 01701  
(617) 872-4321

### New Bedford Times

Bob Stern, S.E.  
555 Pleasant St.  
New Bedford, MA 02742  
(617) 997-7411

### New London Day

Ed Murphy, S.E.  
Valerie Vecchio  
47 Eugene O'Neill Dr.  
New London, CT 06320  
(203) 442-2200

### Norwich Bulletin

Jay Spiegel, S.E.  
Jeff Hood  
Bob Trostler (TV Sports)  
66 Franklin St.  
Norwich, CT 06360  
(203) 442-2200

### Pawtucket Times

Terry Nau, S.E.  
Mike Scandura  
Paul Calderone  
23 Exchange St.  
Pawtucket, RI 02862  
(401) 722-4000

### Portland Press Herald

August Favazza, S.E.  
Ernie Stallworth  
P.O. Box 1460  
390 Congress St.  
Portland, ME 04104  
(207) 775-5811

### Providence Journal

Dave Reid, S.E.  
Dave Bloss, Asst., S.E.  
Jim Donaldson  
Bill Parillo  
Bill Reynolds  
Sean McAdam (TV Sports)  
75 Fountain St.  
Providence, RI 02902  
(401) 277-7340

### Quincy Patriot Ledger

Earl LaChance, S.E.  
Ron Hobson  
Roger Barry  
13 Temple St.  
Quincy, MA 02169  
(617) 786-7063

### Salem News

Bill Kipouras, S.E.  
Carl Sygiel  
155 Washington St.  
Salem, MA 01970  
(617) 744-0600

### Springfield Union-News

Dick Osgood, Exec. S.E.  
Paul O'Donoghue, S.E.  
(News)  
Garry Brown, S.E. (Union)  
Carlo Imello  
Gerry Finn  
Jim Fox  
Don Conkey  
Gene McCormick (TV Sports)  
1860 Main St.  
Springfield, MA 01101  
(413) 788-1256

### United Press International

Fred Waterman, S.E.  
One Herald Square  
Boston, MA 02106  
(617) 542-2967

### Worcester Telegram-Gazette

Jim Connolly, S.E. (Tel.)  
John Buckley, S.E. (Gaz.)  
Dick Cerasuolo, (Gaz.)  
Tim Murphy, (Tele.)  
John Grearen  
Mary Shane  
Bill Doyle  
20 Franklin St.  
Worcester, MA 01613  
(617) 793-9100

## TELEVISION STATIONS

### WBZ, Channel 4 (NBC)

Bob Lobel, S.D.  
Don Shane  
Bob Neumeier  
Alan Miller, Prod.  
Alice Cook, Assoc. Prod.  
Barry Carlin, Assoc. Prod.  
Tom Rehkamp,  
Cameraman  
Dan Marotta, Cameraman  
1170 Soldiers Field Rd.  
Boston, MA 02134  
(617) 787-7022

### WCVB, Channel 5 (ABC)

Mike Fernandez, S.D./Prod.  
Mike Lynch  
Mike Dowling  
Jack Edwards  
Stan Wojcik, Assoc. Prod.  
Don Makson, Assoc. Prod.  
Donnie Mitchell, Cameraman  
5 TV Place  
Needham, MA 02192  
(617) 449-0400

### WJAR, Channel 10 (NBC)

Frank Carpano  
Joe Rocco  
Dave Goren, Prod.  
Tim O'Donnell, Cameraman  
111 Dorrance St.  
Providence, RI 02903  
(401) 751-5700

**WNEV, Channel 7 (CBS)**

John Dennis, S.D.  
 Gary Gillis  
 Bobby Estill  
 Upton Bell  
 Will McDonough  
 Frank Shorr, Prod.  
 Jackie Connally, Assoc. Prod.  
 Bob Moulton, Cameraman  
 Government Center  
 Boston, MA 02114  
 (617) 725-0800

**WLVI, Channel 56 (Independent)**

Bill O'Connell, S.D.  
 Jim Clark, Prod.  
 75 Morrissey Blvd.  
 Boston, MA 02125  
 (617) 265-5656

**WLNE, Channel 6 (CBS)**

Ken Bell, S.D.  
 Walt Perkins  
 Jeff Simmons, Prod.  
 10 Orms St.  
 Providence, RI 02904  
 (401) 751-6666

**WPRI, Channel 12 (ABC)**

Rick O'Brien, S.D.  
 Don Coyne  
 Ron St. Pierre  
 Russ Adams, Cameraman  
 25 Gatamore Blvd.  
 Providence, RI 02914  
 (401) 438-7200

**Sportschannel (Independent)**

Dave Douglas, S.D./Prod.  
 10 Tower Office Park  
 Woburn, MA 01801  
 (617) 933-9300

**WGGB, Channel 40 (ABC)**

Hub Burton, S.D./Producer  
 Paul Johnson  
 P.O. Box 3633  
 Springfield, MA 01101  
 (413) 785-1914

**WWLP, Channel 12 (NBC)**

John Deutzman, S.D.  
 Bob Rumbold  
 P.O. Box 2210  
 Springfield, MA 01101  
 (413) 786-2209

**WMUR, Channel 9 (ABC)**

Frank Mallicoat, S.D.  
 Phil Andrews  
 1819 Elm St.  
 Manchester, NH 03104  
 (603) 623-8061

**RADIO STATIONS****WEEI (590 AM)**

John Carlson, S.D.  
 Dave Shea  
 Bob Melvin  
 Jon Morris  
 4450 Prudential Tower  
 Boston, MA 02129  
 (617) 262-5900

**WBZ (1030 AM)**

Gil Santos, S.D.  
 Tom Cuddy  
 Jon Miller  
 Gino Cappelletti  
 1170 Soldiers Field Rd.  
 Boston, MA 02134  
 (617) 787-7249

**WHDH (850 AM)**

Tom Larson, S.D.  
 Eddie Andelman  
 Jim McCarthy  
 Mark Whitkam  
 Sean McDonough  
 Bruce Comblatt, Prod.  
 441 Stuart St.  
 Boston, MA 02116  
 (617) 267-1313

**WXKS (108 FM)**

Jim Colony, S.D.  
 99 Revere Beach Pkwy.  
 Medford, MA 02155  
 (617) 396-1430

**WMRE (1510 AM)**

Bob Gamere  
 Cliff Keane  
 Chris Ryan  
 74 Lansdowne St.  
 Boston, MA 02155  
 (617) 267-1510

**WTPP (1060 AM)**

Mike Fata  
 24 W. Central St.  
 Natick, MA 01760  
 (617) 655-2500

**WRKO (680 AM)**

Glen Ordway, S.D.  
 Dan Davis  
 Tom Carelli, Prod.  
 3 Fenway Plaza  
 Boston, MA 02215  
 (617) 236-6800

**WKOX (1190 AM)**

John Tucker, S.D.  
 Dave Hutchinson  
 100 Mount Wayte Ave.  
 Framingham, MA 01701  
 (617) 879-2222

**WHJJ (920 AM)**

Ron St. Pierre, Prog. Dir.  
 Dave Abrams  
 Dick Higgins  
 115 Eastern Ave.  
 E. Providence, RI 02914  
 (401) 438-6110

**WBET (1460 AM)**

Mike Gilbert, S.D.  
 60 Main St.  
 Brockton, MA 02403  
 (617) 587-2400

**WEIM (1280 AM)**

Dave Clark, S.D.  
 P.O. Box 727  
 Fitchburg, MA 01420  
 (617) 343-3766

**WTIC (1080 AM)**

Arnold Dean  
 Charlie Brown, Prod.  
 One Financial Plaza  
 Hartford, CT 06103  
 (203) 522-1080

**WQBK (1300 AM)**

John Graney, S.D.  
 P.O. Box 1300  
 Albany, NY 12201  
 (518) 462-5555

**Callahan/Sumner Network**

Tom Starr, Prod.  
 Bob Melvin  
 31 Maverick Square  
 P.O. Box 582  
 East Boston, MA 02128  
 (617) 567-6434

**NFL TEAM TELEPHONE NUMBERS**

Atlanta	404/588-1111	Miami	305/576-1000
Buffalo	716/648-1800	Minnesota	612/828-6500
Chicago	312/295-6600	New England	617/543-1776
Cincinnati	513/621-3550	New Orleans	504/733-6147
Cleveland	216/696-5555	NY Giants	201/935-8111
Dallas	214/556-9900	NY Jets	212/421-6600
Denver	303/296-1982	Philadelphia	215/463-2500
Detroit	313/335-4131	Pittsburgh	412/323-1200
Green Bay	414/494-2351	St. Louis	314/421-0777
Houston	713/797-9111	San Diego	619/280-2111
Indianapolis	317/297-2658	San Francisco	415/365-3420
Kansas City	816/924-9300	Seattle	206/827-9777
LA Raiders	213/322-3451	Tampa Bay	813/870-2700
LA Rams	714/585-5400	Washington	703/471-9100



# PATRIOTS IN PRO BOWL GAMES

The Patriots have supplied 108 players to the Pro Bowl/AFL All-Star Game. John Hannah (9) has the most appearances.

## 1960 (0)

No game played

## 1961 (7)

LB Tom Addison (1)  
DB Fred Brune (1)  
DB Gino Cappelletti (1)  
DE Bob Dee (1)  
HB Larry Garron (1)  
OT Jim Hunt (1)  
OG Charlie Leo (1)

## 1962 (6)

LB Tom Addison (2)  
DB Fred Brune (2)  
DE Larry Eisenhauer (1)  
WR Jim Colclough (1)  
DB Dick Felt (1)  
OT Charlie Long (1)

## 1963 (11)

LB Tom Addison (3)  
DT Houston Antwine (1)  
LB Nick Buoniconti (1)  
WR Gino Cappelletti (2)  
DE Bob Dee (2)  
DE Larry Eisenhauer (2)  
FB Larry Garron (2)  
DB Ron Hall (1)  
OG Charlie Long (2)  
OB Billy Neighbors (1)  
QB Babe Parilli (1)

## 1964 (9)

LB Tom Addison (4)  
DT Houston Antwine (2)  
LB Nick Buoniconti (2)  
WR/K Gino Cappelletti (3)  
DE Bob Dee (3)  
DE Larry Eisenhauer (3)  
RB Larry Garron (3)  
OC Jon Morris (1)  
QB Babe Parilli (2)

## 1965 (4)

DT Houston Antwine (3)  
LB Nick Buoniconti (3)  
DE Bob Dee (4)  
OC Jon Morris (2)

## 1966 (11)

DT Houston Antwine (4)  
LB Nick Buoniconti (4)  
WR/K Gino Cappelletti (4)  
DE Larry Eisenhauer (4)  
DT Jim Hunt (2)  
OC Jon Morris (3)  
FB Jim Nance (1)  
OT Tom Neville (1)  
QB Babe Parilli (3)  
DB Chuck Shonta (1)  
OG Len St. Jean (1)

## 1967 (7)

DT Houston Antwine (5)  
LB Nick Buoniconti (5)  
RB Larry Garron (4)  
DT Jim Hunt (3)  
OC Jon Morris (4)  
FB Jim Nance (2)  
OT Don Oakes (1)

## 1968 (5)

DT Houston Antwine (6)  
WR/K Gino Cappelletti (5)  
CB Leroy Mitchell (1)  
OC Jon Morris (5)

OT Tom Neville (2)

## 1969 (6)

RB Carl Garrett (1)  
DT Jim Hunt (4)  
OC Jon Morris (6)  
WR Ron Sellers (1)  
QB Mike Taliaferro (1)  
S Don Webb (1)

## 1970 (1)

OC Jon Morris (7)

## 1971-75 (0)

None

## 1976 (4)

TE Russ Francis (1)  
OT Leon Gray (1)  
OG John Hannah (1)  
CB Mike Haynes (1)

## 1977 (2)

TE Russ Francis (2)  
CB Mike Haynes (2)

## 1978 (5)

FB Sam Cunningham (1)  
TE Russ Francis (3)  
OT Leon Gray (2)  
OG John Hannah (2)  
CB Mike Haynes (3)

## 1979 (3)

OG John Hannah (3)  
CB Mike Haynes (4)  
WR Stanley Morgan (1)

## 1980 (7)

DE Julius Adams (1)  
FS Tim Fox (1)  
OG John Hannah (4)  
CB Mike Haynes (5)  
WR Stanley Morgan (2)  
LB Steve Nelson (1)  
PK John Smith (1)

## 1981 (1)

OG John Hannah (5)

## 1982 (2)

OG John Hannah (6)  
CB Mike Haynes (6)

## 1983 (5)

P Rich Camarillo (1)  
CB Ray Clayborn (1)  
RB Tony Collins (1)  
OG John Hannah (7)  
OT Brian Holloway (1)

## 1984 (4)


OG John Hannah (8)  
OT Brian Holloway (2)  
LB Steve Nelson (2)  
LB Andre Tippett (1)

## 1985 (8)

OG John Hannah (9)  
OT Brian Holloway (3)  
LB Steve Nelson (3)  
LB Andre Tippett (2)  
CB Ray Clayborn (2)  
FS Fred Marion (1)  
Ret Irving Fryar (1)  
RB Craig James (1)

NOTE: The number shown in parentheses indicates the number of appearances in Pro Bowl play. From 1960-70, Patriots players played in the AFL All-Star Game prior to joining the NFL Pro Bowl competition in 1971. The year indicates the season in which the player was selected for Pro Bowl participation, but the game itself is played in the following January or February. For example players selected in the 1985 season played in the 1986 Pro Bowl.

# SULLIVAN STADIUM



May 23rd, 1983 was the date that the facility that was once known as Schaefer Stadium had a change of name to Sullivan Stadium.

It was part of a long-term, multi-million dollar marketing agreement between Anheuser-Busch, Inc. and Stadium Management Corporation (SMC), that the former Schaefer Stadium took a new and well-deserved name.

At that time, Charles B. Fruit, Vice President — National Media for Anheuser-Busch said, "We have named this facility Sullivan Stadium as a tribute to the founder, owner and driving force of the Patriots, William H. Sullivan, Jr." Fruit also added that Sullivan and his family—one of the most prominent sporting families in America and New England—have made many contributions to the Greater Boston and Foxboro communities, and to the economic well-being of both.

Sullivan Stadium was originally built at the cost of \$6.7 million and financed through the private sale of more than 400,000 shares of stock in Stadium Realty Trust. The official ground breaking ceremony took place on September 23, 1970 and 326 days later (August 15, 1971) the first game was played at the new Foxboro facility. In that game, the Patriots posted a 20-14 win over the NY Giants before 60,423 fans.

With space to park 16,000 automobiles surrounding the stadium, the site covers an area of 15 acres and is as long as it is wide, 700 feet. In the process of excavating the bowl shape for the stadium, 250,000 cubic yards of earth was removed from the 35-foot deep hole. The J.F. White Construction Company of Newton, MA, then used 15,000 cubic yards of concrete and 660 tons of steel to erect the stadium.

Sullivan Stadium has had three different field surfaces during its existence with the newest installation being completed in 1984. In 1977, the original Poly-Turf surfaced was removed, an entirely new drainage system installed, the field crown raised four inches and the entire field was resurfaced with a SuperTurf carpet. During the 1984 field resurfacing project, SuperTurf was again used to cover the Sullivan Stadium floor. Lighting is provided by three towers with 324 mercury lamps (1500 watts per), 200 candle power per square foot on the playing field.

On November 6, 1981, the newly formed Stadium Management Corporation (SMC) headed by Patriots' Executive Vice President Chuck Sullivan, completed the purchase of the then named Schaefer Stadium and its related assets from Stadium Realty Trust. During the ensuing off-season, SMC began a multi-million dollar renovation and improvement program. With the work being done by the stadium's original builder, J.F. White Construction Company, the stadium took on a new look. Featured in the program was the installation of a Diamond Vision full color instant replay video scoreboard, a 20,000 square foot addition to the Patriots' administrative building, a complete renovation of the stadium's restroom facilities and the addition of 42 stadium suites to the press box facility. Included in the press box renovation was the addition of two more levels to the original two (including a fully-modern media level) and the construction of two additional elevators to the existing one in service.

Prior to the major improvement work being completed, the stadium capacity was 61,297 for football. The new stadium capacity is now 61,000 and includes 6,103 endzone seats, 710 luxury seats, 5,604 sideline chairs, and 47,908 sideline seats.

To the people of New England, the name Sullivan Stadium has meaning far beyond the Patriots Football Club. Boston College, for example, has played some of their biggest games here the last several years. In 1984, BC fans roared their excitement as the Doug Flutie-led team competed against North Carolina and Syracuse.

This season, Boston College will host rival Penn State at Sullivan Stadium, on September 20th.

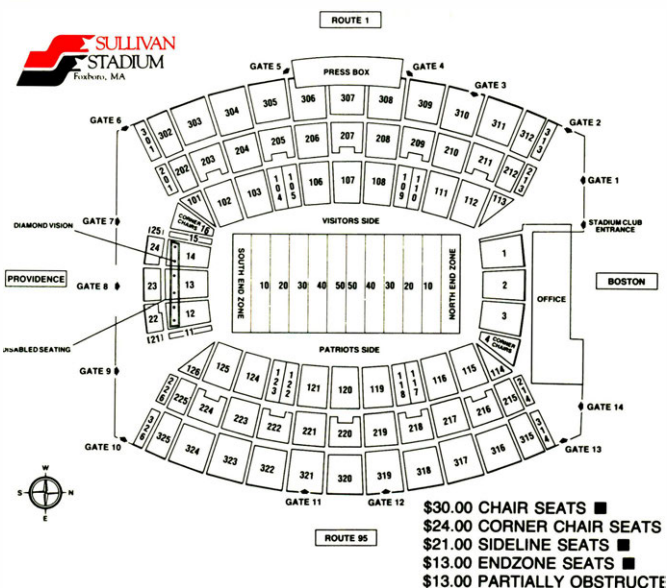
On yet another level of football, Sullivan Stadium continues to host the High School Super Bowl games. The outcome of Eastern Massachusetts' two largest divisional championships is determined on the Patriots' home ground.

Outside of football, the Stadium has presented popular entertainment extravaganzas on a regular basis during the spring and summer months. Over the past few years, such names as **The Police**, **David Bowie**, **Simon and Garfunkel**, **Willie Nelson** and **Judy Collins** have taken center stage there.

In addition, fans have echoed the roars of super-engines during **Truck/Traction Pulls** and **Supercross** events. Whole families have enjoyed the diverse entertainment offered at the traditional **New England Fair** and people of all nationalities happily participate in an annual **New England Irish Festival**. A significant **Pro-Wrestling** event featuring such legends as Hulk Hogan and Rowdy Roddy Piper was also staged in 1985.

Wrestling will once again return to the stadium, this time on July 14th.

There will be a concert — called Project America — on September 14th, bringing together some of the top bands of Boston to aid the homeless and the hungry.



## DIRECTIONS

### From Boston:

Rt 3S (S.E. Expressway) to Rt 128N to Rt 95S; Exit 9 onto Rt 1S. \*\*

### From Cape Cod:

Rt 495N to exit 14A onto Rt 1N. \*

### From Maine, New Hampshire:

Rt 128S to Rt 95S; Exit 9 onto Rt 1S. \*\*

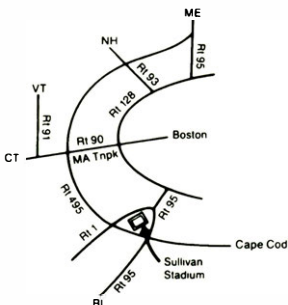
### From northern Connecticut, Vermont, upstate New York:

Rt 90E (Massachusetts Tnpk.) to Rt 495S; Exit 14A onto Rt 1N. \*

### From southern Connecticut, Rhode Island:

Rt 95N to Rt 495N; Exit 14A onto Rt 1N. \*

\*Follow Rt 1N approximately 4 miles to Sullivan Stadium  
 \*\*Follow Rt 1S approximately 3 miles to Sullivan Stadium.



## **A UNIQUE FUNDING TRIANGLE**

In our quest to improve the quality of life for Boston's youth the Boys and Girls Clubs of Boston depends heavily on the generosity of others. The Frito-Lay, Inc. is a prime example of an advocate of the Clubs via an imaginative funding triangle thanks to the New England Patriots.

Here's how it works. As the Patriots score points, Frito-Lay scores for the children of Boston, donating \$100 to the Boys and Girls Clubs for each point! During last season the Patriots scored 462 points making Frito-Lay's 1985 total donation \$55,600 and bringing the grand total to \$435,600 since the program's inception in 1976. Throughout the country and, of course, in Boston, businessmen, parents, and the community at large hail this program as one of the most creative charitable donations in existence.

The funds are designated for a very special purpose...the Boys and Girls Clubs-Frito-Lay Tutorial Assistance Program (known as the Frito-Lay TAP). This education program directly serves over 1,000 children in each of three Clubhouses. Counsellors and tutors reinforce school work, stressing the importance of a well-rounded education. Like the athlete, the student is taught to work daily to improve his skills. Each youngster's individual needs determine the type of supplemental training he or she receives. Some require help in vocabulary and reading. Others lack sufficient mathematics skills. Still others reap the benefits of science instruction through practical lessons at the Museum of Science.

The TAP program provides a strong base for the educational and emotional development of our inner-city kids. Frito-Lay puts their money where it counts, where it will do something positive for our children, and thus, for our community. Since 1976, the Boys and Girls Clubs of Boston has annually turned to Frito-Lay for assistance in meeting our large financial challenges. Just as regularly, Frito-Lay has been there.

For ten years, Frito-Lay has also supported the Clubs Annual Awards Dinner in the Charlestown, Roxbury, and South Boston communities. These events focus on the outstanding leadership and achievements of our individual members. Recognition supported by Frito-Lay is especially important for our children.

For ten years, Frito-Lay has stood behind our Tri-Club Program, designed to encourage an atmosphere of harmony, understanding, and productive interaction between girls and boys of all races and religions.

For nine years, Frito-Lay has supported the World of Work Program, designed to help unemployed inner-city teenagers become successful members of the work force.

**FOR NINE YEARS,  
FRITO-LAY HAS BEEN A VERY GOOD FRIEND.**

Thank you, Frito-Lay.

SINCE 1893  
BOYS AND GIRLS CLUBS OF BOSTON

# Frito-Lay and the Patriots team up for a better Boston.

Frito-Lay, Inc., maker of  
LAY'S® and RUFFLES® brand  
potato chips, donates \$100  
to the Boys and Girls Clubs  
of Boston for each point  
scored this season.



*Challenge*  
For Children

LAY'S® and RUFFLES® are registered trademarks of Frito-Lay, Inc., © 1983.

# 1986 NATIONAL FOOTBALL LEAGUE SCHEDULE

(All times local)

## FIRST WEEKEND

Sunday, Sept. 7

Atlanta at New Orleans	12:00
Cincinnati at Kansas City	3:00
Cleveland at Chicago	12:00
Detroit at Minnesota	12:00
Houston at Green Bay	12:00
<b>Indianapolis at New England</b>	<b>4:00</b>
Los Angeles Raiders at Denver	2:00
Los Angeles Rams at St. Louis	12:00
Miami at San Diego	1:00
New York Jets at Buffalo	4:00
Philadelphia at Washington	1:00
Pittsburgh at Seattle	1:00
San Francisco at Tampa Bay	1:00

NBC-TV Doubleheader Week

Monday, Sept. 8

New York Giants at Dallas	8:00
---------------------------	------

## SECOND WEEKEND

Thursday, Sept. 11

<b>New England at New York Jets</b>	<b>8:00</b>
-------------------------------------	-------------

Sunday, Sept. 14

Buffalo at Cincinnati	1:00
Cleveland at Houston	12:00
Dallas at Detroit	1:00
Green Bay at New Orleans	12:00
Indianapolis at Miami	4:00
Kansas City at Seattle	1:00
Los Angeles Raiders at Washington	1:00
Minnesota at Tampa Bay	4:00
Philadelphia at Chicago	12:00
St. Louis at Atlanta	1:00
San Diego at New York Giants	1:00
San Francisco at Los Angeles Rams	1:00

CBS-TV Doubleheader Week

Monday, Sept. 15

Denver at Pittsburgh	9:00
----------------------	------

## THIRD WEEKEND

Thursday, Sept. 18

Cincinnati at Cleveland	8:00
-------------------------	------

Sunday, Sept. 21

Atlanta at Dallas	12:00
Denver at Philadelphia	1:00
Houston at Kansas City	3:00
Los Angeles Rams at Indianapolis	12:00
Miami at New York Jets	1:00
New Orleans at San Francisco	1:00
New York Giants at Los Angeles Raiders	1:00
Pittsburgh at Minnesota	12:00
St. Louis at Buffalo	1:00
<b>Seattle at New England</b>	<b>1:00</b>
Tampa Bay at Detroit	1:00
Washington at San Diego	1:00

CBS-TV Doubleheader Week

Monday, Sept. 22

Chicago at Green Bay	8:00
----------------------	------

## FOURTH WEEKEND

Sunday, Sept. 28

Atlanta at Tampa Bay	4:00
Chicago at Cincinnati	1:00
Detroit at Cleveland	1:00
Green Bay at Minnesota	12:00
Kansas City at Buffalo	1:00
Los Angeles Rams at Philadelphia	1:00
<b>New England at Denver</b>	<b>2:00</b>
New Orleans at New York Giants	1:00
New York Jets at Indianapolis	3:00
Pittsburgh at Houston	12:00
San Diego at Los Angeles Raiders	1:00
San Francisco at Miami	1:00
Seattle at Washington	1:00

NBC-TV Doubleheader Week

Monday, Sept. 29

Dallas at St. Louis	8:00
---------------------	------

## FIFTH WEEKEND

Sunday, Oct. 5

Buffalo at New York Jets	4:00
Cincinnati vs. Green Bay at Milwaukee	12:00
Cleveland at Pittsburgh	1:00
Dallas at Denver	2:00
Houston at Detroit	1:00
Indianapolis at San Francisco	1:00
Los Angeles Raiders at Kansas City	12:00
<b>Miami at New England</b>	<b>1:00</b>
Minnesota at Chicago	12:00
New York Giants at St. Louis	12:00
Philadelphia at Atlanta	1:00
Tampa Bay at Los Angeles Rams	1:00
Washington at New Orleans	12:00

CBS-TV Doubleheader Week

Monday, Oct. 6

San Diego at Seattle	6:00
----------------------	------

## SIXTH WEEKEND

Sunday, Oct. 12

Buffalo at Miami	1:00
Chicago at Houston	12:00
Denver at San Diego	1:00
Detroit at Green Bay	12:00
Kansas City at Cleveland	1:00
Los Angeles Rams at Atlanta	1:00
Minnesota at San Francisco	1:00
New Orleans at Indianapolis	12:00
<b>New York Jets at New England</b>	<b>1:00</b>
Philadelphia at New York Giants	4:00
St. Louis at Tampa Bay	1:00
Seattle at Los Angeles Raiders	1:00
Washington at Dallas	12:00

NBC-TV Doubleheader Week

Monday, Oct. 13

Pittsburgh at Cincinnati	9:00
--------------------------	------

## SEVENTH WEEKEND

Sunday, Oct. 19

Chicago at Minnesota	12:00
Dallas at Philadelphia	1:00
Detroit at Los Angeles Rams	1:00
Green Bay at Cleveland	1:00
Houston at Cincinnati	1:00
Indianapolis at Buffalo	1:00
Los Angeles Raiders at Miami	1:00
<b>New England at Pittsburgh</b>	<b>1:00</b>
New York Giants at Seattle	1:00
St. Louis at Washington	1:00
San Diego at Kansas City	3:00
San Francisco at Atlanta	1:00
Tampa Bay at New Orleans	12:00

CBS-TV Doubleheader Week

Monday, Oct. 20

Denver at New York Jets	9:00
-------------------------	------

## EIGHTH WEEKEND

Sunday, Oct. 26

Atlanta at Los Angeles Rams	1:00
Cincinnati at Pittsburgh	1:00
Cleveland at Minnesota	12:00
Detroit at Chicago	12:00
Los Angeles Raiders at Houston	12:00
Miami at Indianapolis	1:00
<b>New England at Buffalo</b>	<b>1:00</b>
New Orleans at New York Jets	1:00
St. Louis at Dallas	3:00
San Diego at Philadelphia	1:00
San Francisco vs. Green Bay at Milwaukee	12:00
Seattle at Denver	2:00
Tampa Bay at Kansas City	12:00

NBC-TV Doubleheader Week

Monday, Oct. 27

Washington at New York Giants	9:00
-------------------------------	------



**NINTH WEEKEND****Sunday, Nov. 2**

<b>Atlanta at New England</b> .....	<b>1:00</b>
Buffalo at Tampa Bay .....	1:00
Cincinnati at Detroit .....	1:00
Cleveland at Indianapolis .....	1:00
Dallas at New York Giants .....	1:00
Denver at Los Angeles Raiders .....	1:00
Green Bay at Pittsburgh .....	1:00
Houston at Miami .....	1:00
Kansas City at San Diego .....	1:00
Minnesota at Washington .....	4:00
New York Jets at Seattle .....	1:00
Philadelphia at St. Louis .....	12:00
San Francisco at New Orleans .....	12:00

NBC-TV Doubleheader Week

**Monday, Nov. 3**

Los Angeles Rams at Chicago .....	8:00
-----------------------------------	------

**TENTH WEEKEND****Sunday, Nov. 9**

Chicago at Tampa Bay .....	1:00
Cincinnati at Houston .....	12:00
Los Angeles Raiders at Dallas .....	3:00
Los Angeles Rams at New Orleans .....	12:00
Minnesota at Detroit .....	1:00
<b>New England at Indianapolis</b> .....	<b>1:00</b>
New York Giants at Philadelphia .....	4:00
New York Jets at Atlanta .....	1:00
Pittsburgh at Buffalo .....	1:00
St. Louis at San Francisco .....	1:00
San Diego at Denver .....	2:00
Seattle at Kansas City .....	12:00
Washington at Green Bay .....	12:00

CBS-TV Doubleheader Week

**Monday, Nov. 10**

Miami at Cleveland .....	9:00
--------------------------	------

**ELEVENTH WEEKEND****Sunday, Nov. 16**

Chicago at Atlanta .....	1:00
Cleveland at Los Angeles Raiders .....	1:00
Dallas at San Diego .....	1:00
Detroit at Philadelphia .....	1:00
Houston at Pittsburgh .....	1:00
Indianapolis at New York Jets .....	4:00
Kansas City at Denver .....	2:00
<b>New England at Los Angeles Rams</b> .....	<b>1:00</b>
Miami at Buffalo .....	1:00
New York Giants at Minnesota .....	12:00
New Orleans at St. Louis .....	12:00
Seattle at Cincinnati .....	1:00
Tampa Bay vs. Green Bay at Milwaukee .....	12:00

NBC-TV Doubleheader Week

**Monday, Nov. 17**

San Francisco at Washington .....	9:00
-----------------------------------	------

**TWELFTH WEEKEND****Thursday, Nov. 20**

Los Angeles Raiders at San Diego .....	5:00
--	------

**Sunday, Nov. 23**

Atlanta at San Francisco .....	1:00
<b>Buffalo at New England</b> .....	<b>1:00</b>
Dallas at Washington .....	1:00
Denver at New York Giants .....	1:00
Detroit at Tampa Bay .....	1:00
Green Bay at Chicago .....	12:00
Indianapolis at Houston .....	12:00
Kansas City at St. Louis .....	3:00
Minnesota at Cincinnati .....	1:00
New Orleans at Los Angeles Rams .....	1:00
Philadelphia at Seattle .....	1:00
Pittsburgh at Cleveland .....	1:00

CBS-TV Doubleheader Week

**Monday, Nov. 24**

New York Jets at Miami .....	9:00
------------------------------	------

**THIRTEENTH WEEKEND****Thursday, Nov. 27****(Thanksgiving Day)**

Green Bay at Detroit .....	12:30
Seattle at Dallas .....	3:00

**Sunday, Nov. 30**

Atlanta at Miami .....	1:00
Buffalo at Kansas City .....	12:00
Cincinnati at Denver .....	2:00
Houston at Cleveland .....	1:00
Los Angeles Rams at New York Jets .....	1:00

**New England at New Orleans** ..... **12:00**

Philadelphia at Los Angeles Raiders .....	1:00
Pittsburgh at Chicago .....	12:00
San Diego at Indianapolis .....	1:00
Tampa Bay at Minnesota .....	12:00
Washington at St. Louis .....	12:00

CBS-TV Doubleheader Week

**Monday, Dec. 1**

New York Giants at San Francisco .....	6:00
--	------

**FOURTEENTH WEEKEND****Sunday, Dec. 7**

<b>Cincinnati at New England</b> .....	<b>1:00</b>
Cleveland at Buffalo .....	1:00
Dallas at Los Angeles Rams .....	1:00
(night, ABC-TV) .....	6:00
Denver at Kansas City .....	12:00
Detroit at Pittsburgh .....	1:00
Houston at San Diego .....	1:00
Indianapolis at Atlanta .....	1:00
Miami at New Orleans .....	12:00
Minnesota at Green Bay .....	12:00
New York Giants at Washington .....	1:00
New York Jets at San Francisco .....	1:00
St. Louis at Philadelphia .....	1:00
Tampa Bay at Chicago .....	12:00

NBC-TV Doubleheader Week

**Monday, Dec. 8**

Los Angeles Raiders at Seattle .....	6:00
--------------------------------------	------

**FIFTEENTH WEEKEND****Saturday, Dec. 13**

Pittsburgh at New York Jets .....	12:30
Washington at Denver .....	2:00

**Sunday, Dec. 14**

Buffalo at Indianapolis .....	1:00
Cleveland at Cincinnati .....	1:00
Green Bay at Tampa Bay .....	1:00
Kansas City at Los Angeles Raiders .....	1:00
Miami at Los Angeles Rams .....	1:00
Minnesota at Houston .....	3:00
New Orleans at Atlanta .....	1:00
Philadelphia at Dallas .....	12:00
St. Louis at New York Giants .....	1:00

**San Francisco at New England** ..... **1:00**

Seattle at San Diego .....	1:00
----------------------------	------

NBC-TV Doubleheader Week

**Monday, Dec. 15**

Chicago at Detroit .....	9:00
--------------------------	------

**SIXTEENTH WEEKEND****Friday, Dec. 19**

Los Angeles Rams at San Francisco .....	5:00
---	------

**Saturday, Dec. 20**

Denver at Seattle .....	1:00
Green Bay at New York Giants .....	12:30

**Sunday, Dec. 21**

Atlanta at Detroit .....	1:00
Buffalo at Houston .....	12:00
Chicago at Dallas .....	3:00
Indianapolis at Los Angeles Raiders .....	1:00
Kansas City at Pittsburgh .....	1:00
New Orleans at Minnesota .....	12:00
New York Jets at Cincinnati .....	1:00
San Diego at Cleveland .....	1:00
Tampa Bay at St. Louis .....	12:00
Washington at Philadelphia .....	1:00

CBS-TV Doubleheader Week

**Monday, Dec. 22**

<b>New England at Miami</b> .....	<b>9:00</b>
-----------------------------------	-------------



# BRYANT COLLEGE



Since 1976, the Patriots have conducted summer practice sessions at Bryant College in Smithfield, Rhode Island. Situated on a beautiful 295 acre campus located 12 miles northwest of Providence, Bryant offers Bachelor of Arts and Bachelor of Science degrees at the undergraduate level (in Business Administration and Criminal Justice) as well as graduate programs in Business Administration and Science in Taxation. Bryant's enrollment includes 3,000 fulltime day students and 3,300 evening students. More than 2,000 students reside on campus.

Bryant has a 123 year-old tradition of excellence in business education and relocated from a Providence campus in 1971. Since that time, the campus has expanded to accommodate an ever-increasing student enrollment. The focal point of the campus is the award-winning Unistrukture (pictured above) that houses faculty, administrative and student activities offices as well as classrooms, a swimming pool, bank, U.S. Post Office, bookstore, dining facilities and the Patriots' summer offices.

In 1981, a newly-completed Multipurpose Activities Center (MAC) was opened and adjoins the original physical education building. These structures provide the Patriots expansive areas for their locker rooms, athletic training staff, equipment storage and the team's strength and conditioning center.

A new student union—called the Bryant Center—is expected to be open in the fall, along with a freshman dormitory, called Dormitory 15. Bryant Center, a triangle-shaped, three-level structure, will house a variety of dining areas, several convenience stores and recreation rooms and student organization offices. Dormitory 15 will have room for 300 students.

Nicholas Colasanto, the TV-movie actor who played the role of "Coach" on the popular NBC-TV program "Cheers", was a graduate of Bryant College. Colasanto, who passed away just over a year ago, will have a TV room (donated by the Class of 1985) named after him in Bryant Center. Roger Begin, the Rhode Island state treasurer, is a 1976 Bryant College graduate.

Since moving their summer training site to Bryant, the Patriots have amassed a 85-54 regular season record (61.1%), indicative of the fine preseason training facilities offered at the Smithfield campus.

## IMPORTANT DATES

### JULY:

Fri. 18	Players Report to Training Camp (at Bryant College) (Veterans and Rookies)
Sun. 20	Double Session Practices Begin
Sat. 26	Rookie scrimmage vs. Washington Redskins (Away)

### AUGUST:

Sat. 2	Hall of Fame Game (Patriots vs. St. Louis Cardinals) (2:30 p.m.)
Sat. 10	Pre-season schedule begins around league (Washington preseason game (at Foxboro, 7 p.m.)
Tues. 19	Roster cutdown to maximum of 60 players.
Thurs. 21	Training Camp Closes
Tues. 26	Roster cutdown to maximum of 50 players

### SEPTEMBER:

Mon. 1	Roster cutdown to maximum of 45 players
Sun. 7	Patriots open regular season (host Indianapolis, 4 p.m.)

### OCTOBER:

Tues. 14	Trading period ends
----------	---------------------

### DECEMBER:

Mon. 22	Patriots end regular season (at Miami, 9 p.m.)
Sun. 28	AFC and NFC First Round Playoff Games

### JANUARY:

Sat.-Sun. 3-4	AFC and NFC Div. Playoff Games
Sun. 11	AFC and NFC Championship Games
Sun. 25	Super Bowl XXI, Rose Bowl, Pasadena, California

### FEBRUARY:

Sun. 1	AFC-NFC Pro Bowl, Aloha Stadium, Honolulu, Hawaii
Sun. 2	Trading period begins

## LIMITED INSTANT REPLAY SYSTEM TO BE USED IN 1986

At the NFL Annual Meeting in March 1986, the clubs adopted (by a 23-4-1 vote) a one-year system of limited Instant Replay of officiating calls for 1986.

The NFL has discussed Instant Replay in some degree or other since the early 1970s. The League experimented in 1976 and 1978 using two basic frameworks—an independent system using cameras, replay machines, and technicians separate from the network covering the game, and a “no frills” approach using existing television coverage.

In 1985, the NFL used the network feed of nine nationally televised preseason games to experiment with the basic system that later was adopted for 1986. A total of 28 plays were examined closely (17 confirmed call, 4 were inconclusive, 1 was reversed, and 6 had no replay shown).

### *What is the objective of this system?*

The clubs feel that on certain plays the telecast viewed by the general public should be used to correct an indisputable error. The system will be used to reverse an on-field decision only when the Replay Official has *indisputable visual evidence* available to him that warrants the change.

### *Is the television network carrying the game part of the review process?*

No. Although the Replay Official will be viewing the live network feed, there is no communication to television personnel as to what plays to show or not to show.

### *What is the step-by-step procedure of a play review?*

The Replay Official will view game action and a play will be replayed immediately on one of the two monitors, while the other monitor continues to record the live feed.

The Replay Official makes a determination if further study of the play is needed. If not, there is no contact with the field and play continues without interruption.

If the Replay Official believes an error may have been made, the Umpire will be contacted (via a paging device worn at the beltline), and he then will use a walkie-talkie for further communication with the Replay Official.

The Replay Official will watch replay(s) on one or both monitors and complete his review within a reasonable period (probably 15-20 seconds) after the play is over. (If there is a time out, the Replay Official would not necessarily be restricted to the 15-20-second period.)

The Replay Official will inform the Umpire of his decision, and the Referee will make the appropriate announcement on the wireless microphone.

The limited Instant Replay system concentrates on plays of possession or touching (e.g., fumbles, receptions, interceptions, muffs) and most plays governed by the sidelines, goal lines, end lines, and line of scrimmage (e.g., receiver or runner in or out of bounds, forward or backward passes, breaking the plane of the goal line).

However, the Instant Replay system will *not* include the following fouls: clipping; encroachment and offsides; grasp of facemask; false start; defensive pass interference; offensive pass interference; offensive holding and illegal use of hands; illegal batting or punching ball; illegal block on free kick or scrimmage kick; illegal crackback; illegal motion; illegal use of forearm or elbow; illegal use of hands by defense; illegally kicking the ball; illegally snapping the ball; intentional grounding; member of the punting team downfield early; illegal formation; palpably unfair act; piling on; roughing the passer; running into or roughing the kicker; striking, kicking, or kneeing; unnecessary roughness; unsportsmanlike conduct; and use of the helmet as a weapon.

[illegible]

# NOTES

This image shows a blank sheet of white paper with horizontal ruling lines. The lines are evenly spaced and run across the width of the page. There are no margins, text, or other markings on the paper.

[illegible]

# THE NFL AND US SPRINT™ ARE MAKING LONG DISTANCE HISTORY



Whether it's professional football records or long distance communications, the career winner is the one who sets new levels and standards of performance.

That's why at US Sprint we're building the first 100% fiber optic network across America. Providing long distance connections so clear that it will sound like you're right next door. Call (800) 527-6972 or your local US Sprint business office, today.



## LONG DISTANCE RECORDS

**Longest Field Goal:** 63 yards, Tom Dempsey, New Orleans vs. Detroit, 11-8-70.

**Longest Run From Scrimmage:** 99 yards, Tony Dorsett, Dallas vs. Minnesota, 1-3-83.

**Longest Pass Completion:** 99 yards, has been accomplished six times; most recently—Ron Jaworski to Mike Quick, Philadelphia vs. Atlanta, 11-10-85.

**Longest Interception Return:** 102 yards, done four times; most recently—Louis Breeden, Cincinnati vs. San Diego, 11-8-81.

**Longest Punt:** 98 yards, Steve O'Neal, N.Y. Jets vs. Denver, 9-21-69.

**Longest Punt Return:** 98 yards, three times; most recently—Dennis Morgan, Dallas vs. St. Louis 10-13-74.

**Longest Kickoff Return:** 106 yards, three times; most recently—Roy Green, St. Louis vs. Dallas, 10-21-79.

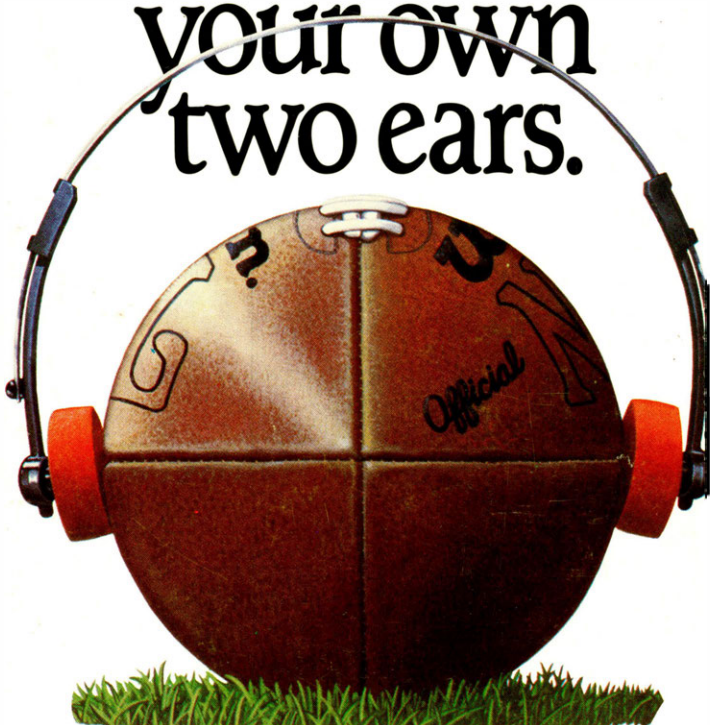
**Longest Fumble Return:** 104 yards, Jack Tatum, Oakland vs. Green Bay, 9-24-72.

**Longest Game:** 82 minutes, 40 seconds, Miami 27 vs. Kansas City 24; AFC Divisional Playoff, 12-25-71.

**Longest Career:** George Blanda, 26 seasons; 1949-1975, the last nine with Oakland.



# See it with your own two ears.



## Patriots Pre-Game, Play-by-Play, Post-Game, News.

Only from WEEI 590, the Voice of the AFC champs, the Patriots. Get in on the live action every week, with the award-winning team of John Carlson and Jon Morris. Plus weekly talks with Raymond Berry and exclusive pre-game interviews with Patrick Sullivan.

Catch the next game on WEEI 590. Then stay tuned for non-stop news, business, weather, traffic and sports. And don't miss John Carlson's and Dave Shea's Sports Reports every weekday. You'll discover why WEEI listeners are the best-informed fans in town.



**NEWSRADIO**  
**590 WEEI AM**