

NEW ENGLAND PATRIOTS

1986
AFC EAST
CHAMPIONS

1987 Fact Book



Together We Win!

LA KEEPS YOU COOL.



is brewed and aged by Anheuser-Busch
finest ingredients obtainable. It offers
taste and drinkability of a fine pilsner.



Great beer taste.
Lighter alcohol* refreshment
LA™ Beer.

*Lighter in alcohol than our regular beers.

© 1987 LA is a trademark of Anheuser-Busch, Inc. St. Louis, MO


INDEX

Biographies:


Assistant Coaches	16-27
Berry, Raymond	13-15
Draft Choices 1987	109-116
Kilroy, Bucko	11
McPeak, Bill	29
Steinberg, Dick	29
Sullivan, Charles W.	9
Sullivan, Patrick	12
Sullivan, William H., Jr.	8
Veteran Players	33-108
Board of Directors	10
Bryant College (Training Camp)	180
Category Leaders, All-Time	166-167
Club Directory	4-5
Coaches Roster, All-Time	28
Credits	2
Draft Choices, 1987	109
Final 1986 NFL Standings	135
Historical Highlights	171-173
Hotel Headquarters	119
Important Dates	180
Last Time It Happened	159
Longest Plays, All-Time	158
100 Games Played As A Patriot	3
Opponents, Regular Season	120-123
Outstanding Performances	163-165
Patriots On Monday Night	135
Patriots' Radio Network	175
Personnel Guide	167
Preseason Results, All-Time	117-118
Pro Bowl Patriots	174
Pronunciation Guide	3
Raymond Berry Record Book	15
Records:	
Consecutive	156-157
Home/Away	131
Home Sites	131
Individual	140-147
Patriot Head Coaches	27
Team	148-156
Regular Season Results	124-131
Retired Jersey Numbers	108

Roster, All-Time168-170
Schedule, 19876
Series Results132-134
Series Standings, All-Time124
Stadium Management Corporation5
Staff Personnel30-32
Statistics, 1986 Playoffs138-139
Statistics, 1986 Regular Season136-137
Sullivan Stadium178-179
Training Camp (Bryant College)180
Year-By-Year Leaders160-162

CREDITS



JIM GREENIDGE
Dir., Publicity



JIMMY OLDHAM
Asst. Dir., Publicity

FACT BOOK:

Written & Edited: Jim Greenidge, Jimmy Oldham
Advertising Representative: David Wintergrass
Typesetting and Printing: Spaulding Printers of Boston, MA
Special Thanks: Tom Croke, Mike Loftus, and Leslie Waltzer

On Cover: Pro Bowl wide receiver Stanley Morgan vs. Indianapolis Colts
Photo: Dick Raphael of Marblehead, MA
Design: Herb Kopper of Ballston Spa, NY
Typeset: Type For U of Cambridge, MA
Photo Separation: Heritage Color of Providence, RI

PRONUNCIATION GUIDE

Baty, Greg	BAIT ee
Bleier, Bob	BLY er
Camarillo, Rich	CAM a REO
Colton, George	COLE ton
Dupard, Reggie	Doo PARD
Gadbois, Dennis	GAD boy
Heren, Dieter	DEE ter
Holley, Kevin	HALL ee
Humenuik, Rod (Coach)	HUMAN ik
Jones, Cedric	SEED rick
Jones, Cletis	CLEE tus
Khayat, Eddie (Coach)	KI yat
Linne, Larry	LIN ee
Lippett, Ron	Lip PET
Polonchek, John (Coach)	Pole LAWN check
Reveiz, Carlos	re VAZE
Shegog, Ron	SHE gog
Tatupu, Mosi	moe ZEE Taa TOO Poo
Scarnecchia, Dante (Coach)	scar NECK yah
Starring, Stephen	steff IN
Villa, Danny	VEE uh
Weishuhn, Clayton	Why SOON

PATRIOTS WITH 100 GAMES PLAYED

Player	Pos.	Games	Years Played
1. Julius Adams	DE	196	1971-85
2. John Hannah	OG	183	1973-85
3. STEVE NELSON	LB	163	1974-Present
4. Tom Neville	OT	159	1965-77
5. Gino Cappelletti	K/WR	152	1960-70
6. RAYMOND CLAYBORN	CB	151 (c)	1977-Present
Bill Lenkaitis	OC	151	1971-81
8. PETE BROCK	OC	150	1976-Present
9. STANLEY MORGAN	WR	144	1977-Present
10. Jim Lee Hunt	DT	141	1960-70
11. Len St. Jean	OG	140 (c)	1964-73
12. MOSI TATUPU	RB	137 (c)	1978-Present
Houston Antwine	DT	137	1961-71
14. Don Webb	DB	134	1961-71
15. Jon Morris	OC	131	1964-74
16. STEVE GROGAN	QB	125	1975-Present
17. Jim Colclough	WR	124	1960-68
Steve King	LB	124	1973-81
Charlie Long	OT	124	1961-69
20. Sam Adams	OG	119	1972-80
21. Tony McGee	DE	118	1974-81
22. Ray Hamilton	NT	117	1973-81
23. John Smith	K	116	1974-83
24. Larry Eisenhauer	DE	115	1961-69
25. Bob Dee	DE	112	1960-67
26. ROLAND JAMES	SS	101	1980-Present

(c)—Denotes consecutive games played

Players listed in CAPS are active

NOTE: The players listed are those credited with having played 100 or more regular-season games as a Patriot as of January 1, 1987.

PATRIOTS' CLUB DIRECTORY

SULLIVAN STADIUM, FOXBORO, MA 02035
(Capacity 61,000)

TEL: (617) 543-7911
(Sullivan Stadium)
(617) 543-1776 (Ticket Office)

President — William H. Sullivan, Jr.
Executive Vice President — Charles W. Sullivan
Vice President — Francis J. "Bucko" Kilroy
General Manager — Patrick J. Sullivan
Vice President, Finance — Richard M. Regan, Jr.

BOARD OF DIRECTORS

Mrs. Nancie Chamberlain	Jean McKelgue	Paul Sonnabend
Sam Cook Digges	Miss Mary H. Sullivan	Walter T. Sullivan
William F. Finucane	Mrs. Mary M. Sullivan	William H. Sullivan III
Jeannette Keefe	Patrick J. Sullivan	Thomas J. White

COACHING STAFF

Head Coach	Raymond Berry
Asst. Head Coach/Off. Coordinator	Rod Humenuik
Defensive Coordinator	Rod Rust
Strength/Conditioning	Dean Brittenham
Defensive Backfield	Jimmy Carr
Off. Backfield/Running Game Coordinator	Bobby Griener
Assistant Defensive Line	Ray Hamilton
Receivers	Harold Jackson
Defensive Line	Eddie Khayat
Special Asst. to Head Coach	John Polonchek
Special Teams/Tight Ends	Dante Scarnecchia
Linebackers	Don Shinnick
Quarterbacks/Passing Game Coordinator	Les Steckel

PLAYER PERSONNEL STAFF

Director of Player Development	Dick Steinberg
Director of Pro Scouting	Bill McPeak
Director of College Scouting	Joe Mendes
Executive Director of Player Personnel	Darryl Stingley
Personnel Scout	Larry Cook
Personnel Scout	Charles Garcia
Personnel Scout	Pat Naughton
Personnel Scout	Mike Pollom
Personnel Scout	Ken Sternfeld
Personnel Scout	Bob Teahan
Administrator	Nancy Meler
Administrative Assistant	Heather Corbett
Administrative Assistant	Helen Igo

FOOTBALL STAFF

Equipment Manager	George Luongo
Assistant Equipment Manager	Don Brocher
Video Tape Manager	Ken Deininger
Video Tape Assistant	Dave Sutherby

MEDICAL STAFF

Head Trainer	Ron O'Neil
Assistant Trainer	Jim Pluemer
Team Physician	Bertram Zarins, M.D.
Team Dentist	Bill Lenkatis, D.D.S.

ADMINISTRATIVE STAFF

Finance Supervisor	Ginny Valade
Accounting Assistant	Susan Desrosiers
Admin. Asst. to General Manager	Patti Mechlinski
Admin. Asst. to General Manager	Marie Lowre
Business Manager	Ray Cantwell
Secretary, President's Office	Barbara Ruhl
Secretary, Coaches Office	Bev Scollins
Secretary, Exec. Vice President	Cathi Miconi
Secretary, Vice President-Finance	Patty DelGrosso
Receptionist	Joan Bishop
Receptionist	Judi Clark
Stadium Operations	Edie Myers
Stadium Operations	Ray Myers
Team Security	Lou Assad

DATA PROCESSING DEPARTMENT

Director of Data Processing	Peg Myers
Systems Specialist	Rob Noller
Computer Operations Assistant	Joe Ziobro
Consultant	Steve Poreda

TICKET OFFICE

Box Office Manager	Frank Napoli
Box Office Staff	Glenn Collier
Box Office Staff	Barbara Rizzo

PUBLIC RELATIONS/PUBLICITY DEPARTMENTS

Director of Public Relations/Sales	David Wintergrass
Director of Publicity	Jim Greenidge
Assistant Director of Publicity	Jimmy Oldham
Public Relations Assistant	Kerry Moynihan
Public Relations Assistant	Leslie Walizer
Team Photographer	Tom Croke

STADIUM MANAGEMENT CORPORATION

Chairman	Charles W. Sullivan
President	Robert P. Walker
Controller	Keith Lowey
Director of Food, Beverage	John Brandt
Director of Security	John Barry
Facility Manager	Brian O'Donovan
Director of Sales/Diamond Vision	Dave Kelly
Director of Stadium Operations	Ed Bayly
Luxury Suite Manager	Beth Burns
Concessions Manager	Ralph Floria
Admin. Asst.-Food, Beverage	Peggy Achin
Assistant Concessions Manager	Joe Kelly
Admin. Asst.-Stadium Management	Denise Velez
Admin. Asst.-Stadium Operations	Marita Nunes
Secretary	Tracey Goulet
Maintenance Foreman	John Engler
Maintenance Foreman	Jimmy Honeycutt
Mechanic	Bob Denham

1987 SCHEDULE

PRESEASON

Sunday,	Aug. 16	NY GIANTS	1:30 p.m.
Sunday,	Aug. 23	PHILADELPHIA	7:00 p.m.
Saturday,	Aug. 29	at Minnesota	3:00 p.m.
Friday,	Sept. 4	vs. Atlanta*	8:00 p.m.
(*at the Gator Bowl in Jacksonville, FL)			

REGULAR SEASON

Sunday,	Sept. 13	MIAMI	1:00 p.m.
Monday,	Sept. 21	at NY Jets	9:00 p.m.
Sunday,	Sept. 27	at Washington	1:00 p.m.
Sunday,	Oct. 4	CLEVELAND	1:00 p.m.
Sunday,	Oct. 11	BUFFALO	1:00 p.m.
Sunday,	Oct. 18	at Houston	1:00 p.m.
Sunday,	Oct. 25	at Indianapolis	1:00 p.m.
Sunday,	Nov. 1	LA RAIDERS	1:00 p.m.
Sunday,	Nov. 8	at NY Giants	8:00 p.m.
Sunday,	Nov. 15	DALLAS	1:00 p.m.
Sunday,	Nov. 22	INDIANAPOLIS	1:00 p.m.
Sunday,	Nov. 29	PHILADELPHIA	1:00 p.m.
Sunday,	Dec. 6	at Denver	4:00 p.m.
Sunday,	Dec. 13	NY JETS	1:00 p.m.
Sunday,	Dec. 20	at Buffalo	1:00 p.m.
Monday,	Dec. 28	at Miami	9:00 p.m.

HOME GAMES LISTED IN ALL CAPS All Times Eastern

TICKET OUTLETS

Sullivan Stadium Box Office — toll-free 1-800-543-1776

Teletron — 1-800-382-8080 or (617) 720-3434 (Boston)

Sports Charge — 1-800-442-1854 or (617) 497-1118 (Boston)

All Ticketron Outlets

All Strawberries Records and Tape locations

All Authorized Ticket Agencies

MEDIA INFORMATION - This media guide has been prepared to assist all members of the media in their coverage of the Patriots in 1987. Should you require additional information, further assistance, or wish to arrange interviews, please contact Jim Greenidge or Jimmy Oldham at (617) 543-7911 or (617) 543-7998. Greenidge's home phone number is (617) 776-4414.

CREDENTIAL REQUESTS - Credential requests should be made in writing or by calling the Publicity Department no later than noon on the Wednesday preceding any home game to insure issuance.

TRAINING CAMP - The Patriots will make Bryant College their summer training home for the 12th straight summer in 1987. The Smithfield, RI campus is located 12 miles northwest of Providence and 60 miles south of Boston. Telephone number at the Patriots' training camp office is (401) 232-1776.



SALUTES
the
**NEW ENGLAND
PATRIOTS!**




**Oscar Mayer
is proud to sponsor
the New England Patriots'
"Special Teams Player
of the Game Program."**



*eat 'em
up in
87!*

PRESIDENT



WILLIAM H. SULLIVAN, JR.

The 1985 season was one of many cherished moments for William H. "Billy" Sullivan, Jr. There was a 34-23 verdict over the Cincinnati Bengals on the final day of the regular season, December 22nd—a win that put the Patriots into the playoffs. And then there were three consecutive road wins, over the New York Jets, the Los Angeles Raiders and the Miami Dolphins, with each providing Mr. Sullivan a tremendous deal of satisfaction. The latter triumph—that against the Dolphins—gave the Patriots the AFC title and thus a junket to Super Bowl XX.

The 1986 campaign was also a richly rewarding experience because the Patriots overcame numerous adversities in order to win the AFC Eastern Division. The 11-5 record following duplicate figures from 1985 gave the Patriots the best two-year win/loss total in the Conference and provided an abundance of satisfaction to the Sullivan family.

Bill Sullivan and his family have spent many tireless hours — and money — over the past twenty-seven years to build a pro football team that New England would be proud to call its own. And that dream came true with the meeting between the Patriots and the Chicago Bears in the New Orleans Superdome for Super Bowl XX. Another one of those cherished moments came to Mr. Sullivan on May 23rd, 1986 when Mr. Sullivan was able to hand out AFC Championship rings to the members of the Board of Directors, the coaches, the players and other team and Sullivan Stadium workers.

Until 1959, New England had been a graveyard for more than a half-dozen professional football teams, but Bill changed that. Through his untiring efforts and perseverance, Bill not only fielded a team in the newly-formed American Football League, he has guided the development of the franchise into becoming one of the most popular and competitive clubs in the NFL.

On November 18, 1959, Bill was awarded the eighth franchise in the fledgling American Football League. He has made an impact on the nation's No. 1 sport since that great day. From 1961 to 1964 he was President of the AFL and served on the television committee that authored a \$36 million contract with NBC to guarantee survival of the young league. He was a key member of the AFL's team that hammered out the merger format with the NFL, and he has served as a director of both NFL Properties and Films.

He has been Chairman of the Board of NFL Properties for nine years.

Since starting his love affair with pro football, Bill has traveled through many valleys and over many peaks. By undaunted determination and a boundless capacity for hard work, he kept the Patriots alive until locating the team in its present 61,000-seat Sullivan Stadium home (named Sullivan Stadium from previous Schaefer Stadium on June 29, 1983) and assumed full control of the franchise by purchasing 88 percent of the voting stock on Nov. 17, 1975 and all of the nonvoting stock on Dec. 8, 1976.

Bill graduated from Boston College in 1937 and served as Publicity Director at his alma mater from 1938-1940. In 1941 he went to Notre Dame as special assistant to the Director of Athletics. After a hitch on the staff of the U.S. Naval Academy, he joined the Boston Braves baseball team as Director of Public Relations in 1946. During his six-year tenure with the Braves he conceived the "Jimmy Fund" that has since grown to be an internationally known cancer research program studying leukemia in children.

In 1955 he joined Metropolitan Petroleum Co. and became President of the firm three years later. He continued his rise in the corporate world 20 years later when he was named executive vice president of the parent Pittston Corporation, a position he held until his retirement from the national energy giant in the spring of 1981.

Bill and his wife, the former Mary Malone, are the parents of three sons, Charles (Chuck), William H. III and Patrick, as well as three daughters, Kathleen Sullivan Alioto, Jeanne Sullivan McKeigue and Nancie Chamberlain.


EXECUTIVE VICE PRESIDENT

CHARLES W. "CHUCK" SULLIVAN

Since the Patriots first fielded a team in 1960, Chuck has served the franchise in a variety of capacities and has been the club's Executive Vice President since July, 1979.

A graduate of Boston College, he also received a law degree from BC's Law School and a Masters degree in Law from Harvard. Following graduation, Chuck spent two years on active duty in the U.S. Army, rising to the rank of Captain while serving one year in Thailand. After his tour in the Army, Chuck then attended Harvard and soon after began his career in law and football.

Chuck opened the New York branch office for the O'Melveny & Myers law firm and helped increase the firm's practice from eight to forty lawyers in a three year period. During his law career, he has represented the Patriots in the successful defense of anti-trust litigation brought by former Patriots' QB Joe Kapp and has assisted several NFL teams with corporate reorganizations, acquisition financings and training facility financings.



On June 6, 1977, Chuck was elected by NFL owners to serve as Chairman of the NFL Management Council's Executive Committee (NFLMC) and was reelected to serve a second term on March 30, 1981. During his second term of service with the NFLMC, the Executive Committee coordinated the negotiation of the 1982 Collective Bargaining Agreement.

In the Fall of 1981, Chuck formed Stadium Management Corporation (SMC) for the purpose of purchasing the then-named Schaefer Stadium and its related assets from Stadium Realty Trust. With the sale completed on November 6, 1981, Chuck then spearheaded an 11-million dollar improvement project at the newly named Sullivan Stadium. The project included the construction of a new media facility and luxury suites, new washroom and concession areas, the installation of a new Diamond Vision full color instant replay scoreboard and a new meeting and training facility for the football operation.

In the Spring of 1984, Chuck took on one of his greatest challenges by negotiating for and acquiring the rights to be the producer of the Michael Jackson national tour. No stranger to planning such events, Chuck helped promote and host three concerts — David Bowie, The Police, and Simon and Garfunkel — at Sullivan Stadium in 1983.


Chuck has also been active in legal matters relating to real estate development. He represented the Jordan Marsh Company in connection with the development of Lafayette Place, a 75-million dollar project in downtown Boston which includes a new Jordan Marsh store, a new retail shopping mall and a 400-room hotel.

In early 1986, Chuck, in partnership with the New York investment banking firm of Allen & Co., negotiated the purchase of Tidedress from Control Data Corporation. Chuck is a major shareholder.

BOARD OF DIRECTORS




Mrs. Mary M. Sullivan
Vice President



Mrs. Nancie Chamberlain



Sam Cook Digges




William F. Finucane
General Counsel



Jeannette Keefe
Assistant Treasurer




Mrs. Jeanne McKeigue




Paul Sonnabend
Vice President




Miss Mary H. Sullivan
Treasurer



Patrick J. Sullivan



Walter T. Sullivan



William H. Sullivan III



Thomas J. White

VICE PRESIDENT

BUCKO KILROY

Francis J. "Bucko" Kilroy has been employed in almost every conceivable capacity in the NFL as he enters his 45th year with the league. After serving four years as General Manager, he was promoted to the position of Vice President on February 16, 1983 and concentrates his efforts in player personnel and development. In that capacity, he continues to stress his highly regarded scouting philosophy to "leave no stone unturned" in searching for talent.

Born in Philadelphia, he established himself as one of the city's premier schoolboy athletes before departing for South Bend and the University of Notre Dame. His stay there was short as he returned to his hometown to attend Temple University where he went on to become one of the greatest linemen in the school's history. For his efforts on the collegiate gridiron, Bucko was inducted into the Temple Hall of Fame in 1976.


Bucko began his NFL career with his hometown Philadelphia Eagles in 1943 and played there 13 straight seasons. During that time, he once played in 146 consecutive games and was selected as an all-pro at both offensive guard (1947-49) and middle guard (1952-54). He gained additional honors for his pro grid exploits as he was elected to the NFL's all-decade team for the 1940's and inducted into the Helms Hall of Fame.

He made a gradual entry into the coaching ranks by serving the Eagles for three seasons as a player/coach before assuming the full-time role of line coach for six more NFL campaigns. In addition to coaching, he also served as the club's player personnel director, making him one of the five original talent scouts in the league.

In 1962, Bucko was named Director of Player Personnel for the Washington Redskins and then moved to the Dallas Cowboys in 1965 to become a "super scout" with that organization. During Bucko's five-year tenure with the Cowboys, the team won five straight divisional championships, an indication of his impact on the team's scouting success.

Having developed a reputation as one of football's finest scouts, Bucko was named Player Personnel Director of the Patriots in 1971. He faced a monumental challenge of revamping and revitalizing a scouting operation that had shown little success in prior years. Under his direction, the Patriots' scouting department became one of the finest in the NFL and played an integral part in the Patriots' upsurge that brought them playoff appearances in 1976 and 1978.

A natural choice for the position, Bucko was appointed General Manager on April 6, 1979. In that capacity, he directed the Patriots' day-to-day business operation, was responsible for all contract negotiations and guided the implementation of a state-of-the-art computer system for the Patriots' operation. He also played an instrumental role in planning the building of a grass practice facility and an in-house film lab.



GENERAL MANAGER

PATRICK SULLIVAN

One of the many signs of a good manager is to go out and hire very good people—and then letting those people go out and do the job they were hired for. And it's also important for the manager to be there when and if needed.

That, simply put, is why Patrick Sullivan is a very good General Manager.

For instance—and the most important hiring Sullivan has done, of course—he named Raymond Berry to the head coaching helm in October of 1984 and it has been a perfect blend of styles.

The hiring of Berry helped Sullivan to the most enjoyable day in Patrick's term as GM—on May 23rd, 1986, Patrick was able to reward everyone connected with the organization an AFC Championship Ring. Needless to say, Sullivan is working to see that this ceremony is duplicated—this time with the handing out of Super Bowl Championship rings.

In his short time as General Manager (he was named to the position February 16, 1983), Patrick has gained the respect of players, fellow league executives and fans, alike. As the head of the Patriots' organization, Patrick has the responsibility of handling and overseeing all player contract negotiations and coordinating the day-to-day operations of the club. He also plays an active role in dealing with the public and the media (he has had his own radio talk show the last several years).

Ever since his father, William H. "Billy" Sullivan, Jr., was awarded the newly-founded AFL's eighth and final franchise in November of 1959, Patrick has been an active and important member of the Patriots' organization.

The youngest of Billy and Mary Sullivan's six children, Patrick began his Patriots' career as an eight-year-old ballboy and then spent time assisting the training staff and ticket office staff while attending Wellesley (MA) Public Schools.

Patrick graduated from the Browne and Nichols Prep School (Cambridge, MA), where he played football as a 5-10, 170 lbs. defensive lineman in 1971 and then enrolled at his father's alma mater, Boston College. While at BC, Patrick worked in the Promotions Department at Boston's WSBK-TV (Channel 38).


In 1976, he graduated with a B.S. in English and then joined the Patriots on a full-time basis.

His first full-time role with the Patriots was on the Stadium Operations staff. Less than a year later, in February of 1977, he traded in his work clothes for a jacket and tie and was named Publicity Assistant. Three months later, he returned to the Stadium Operations Department, but this time as Stadium Manager. At the age of 24, Patrick earned the responsibility for the day-to-day operation of Sullivan Stadium and the Patriots' office facility.


In April, 1979, when Bucko Kilroy was appointed General Manager to replace the departed Chuck Fairbanks, he chose Patrick to be Assistant General Manager, a position he assumed on May 18, 1979. For the next four years, Patrick assisted Kilroy in a variety of duties, including the development of a state-of-the-art computer system for the entire Patriots' operation, the installation of an in-house film lab (last year updated to a video lab), the construction of a grass practice facility and overseeing a multi-million dollar improvement program at Sullivan Stadium. Patrick also negotiated player contracts for veterans, rookie and free agents, alike—as he still does.

Patrick has extensive involvement with such charities as the Boys and Girls Club, Norwood (MA) Hospital and the Wrentham (MA) State School.

Born on November 23, 1952, Patrick is married to the former Lynne Massari of Hamden, CT and they are the parents of a five-year-old son, Garrett Patrick, and twin boys, Terrance William and Kyle Louis, born January 30th, 1987.



HEAD COACH



RAYMOND BERRY

One of the NFL's greatest all-time receivers, Raymond Berry has done something in his two full seasons as the Patriots' head coach that no one before him had ever done—bring the team to back-to-back playoff berths. In 1985, the Patriots journeyed to Super Bowl XX as a wildcard team. In order to reach the Super Bowl, New England went out and won three playoff games on the road—the first time that had ever been done in the NFL.

Last season under coach Berry, the Patriots mustered another 11-5 regular season mark, this time it was good enough for the AFC East title. There have only been two other times that the Patriots finished with 11 wins in a season, with the others coming in 1976 and in 1978 with Chuck Fairbanks the coach each of those years (11-3 in 1976 and 11-5 in 1978).

Last year in Berry's 26th season associated with the NFL, the Patriots tied the club record for consecutive wins by finishing on the high end of the points-scored total seven straight times. The season prior, the Patriots had had a six-game winning streak at one point.

Berry, whose team went 7-1 on the road in 1986, has brought out the best in the Patriots, a team that quite a number of people had said was one of the most talented clubs in the league in the years prior to Berry coming onboard as the head mentor. The way Berry did it was by preaching a one-game-at-a-time philosophy to his players, that "we've only got one game this week and so let's concentrate on that one game" kind of talk.

And it has worked. No longer are the Patriots losing to teams they look to be much better than on paper. That was certainly the case before Berry became the head coach.

Last year the Patriots were the second highest scoring team in the NFL with 412 points. They were fourth in the league in passing with 3,954 yards. They were first in the NFL in field goals-scored with 32. They were tied for first in the league in fewest turnovers with 24.

The list of achievements under Berry goes on: last year the Patriots were second in the league in percentage of passes completed (61.0%). The Patriots were second in fewest interceptions thrown (13), and were third in the league in number of passes completed (340). Also: New England was third in the league in touchdowns scored via return (six), tied for second in fumbles recovered (19), tied for second in fewest touchdowns via returns allowed (6) and were third in fewest touchdowns allowed via the pass (15).

Impressive numbers all!

The Patriots, under Berry, made the playoffs in 1985 as a Wild Card entry, and in winning their first game against the Jets, it marked the first NFL playoff win for the Patriots, who came into the league in 1970 from the AFL. Berry brought an all-for-one attitude to the team and he brought discipline while at the same time allowing players to enter into the decision-making process from time to time.

Berry knew what he wanted to do in 1985, and he went out and did it. His biggest concern was to cut the team's sacks from 66 (for 454 yards) in 1984, and the Patriots had just 39 (for 315 yards) in 1985. He also instituted pass-catching drills for the defensive backs in the 1985 training camp, and the strategy paid off as the team went from 17 pickoffs in 1984 to 23 in 1985.

He was concerned with the team being able to jump on opponents' fumbles, and the Patriots practiced fumble recoveries, beginning in training camp. The record book showed that the Patriots fell on just eight of 33 opponent fumbles in 1984, and that improved to 24 recoveries on 35 miscues in 1985. Also, the Patriots became adept at stripping their foes of the ball under Berry, and scored seven special teams touchdowns in 1985, including two off kickoff coverage in the playoffs.

The Patriots had eight players selected to the Pro Bowl, in fact, the most the franchise has had as an NFL franchise. The number was also the second most selected from one team, with only the Chicago Bears, the other Super Bowl participant, having more.

Berry won a great deal of recognition at the end of 1985 for his handling of the Patriots. He was picked as the league's Coach of the Year by *College and Pro Football Newsweekly* as well as the Lombardi Committee. He was on the receiving end of the AFC Coach of the Year by UPI, the Pro Football Writers, the *Football News*, the "101" Club out of Kansas City and also won the Massachusetts State Police Junior Olympics Man of the Year.

But the thing that his players like most about Berry is his low key approach, and the fact that he is always one to turn to the players when congratulations are in order. He wants his players and the organization to taste the fruits of victories and championships as he did as a player.

Raymond, who became the team's ninth head coach on October 25, 1985, won his first game as a head coach at any level, with a 30-20 verdict over the visiting New York Jets on October 28th. Berry's club finished the season with a 4-4 record and the Patriots finished 9-7-0.

Berry signed a new five-year contract during the 1986 off-season, with the deal announced June 12th.

The 54-year-old Berry was born Feb. 27, 1933 in Corpus Christi, Texas.

Berry's given name is: Raymond Emmett Berry.

COACHING YEARS: Upon leaving the playing field, Raymond joined the Dallas Cowboys coaching staff for the 1968 and 1969 seasons. He then left the NFL ranks to coach collegiately at the University of Arkansas from 1970-72.

After three years with the Razorbacks (23-10-1 team record while Berry there), he returned to the NFL by serving as an assistant coach on the staffs at Detroit (1973-75) and Cleveland (1976-77) before joining Chuck Fairbanks' staff with the Patriots in 1978. When Fairbanks left the Patriots, Raymond stayed as the receivers coach on Ron Erhardt's staff until 1981.

During his four-year stint as Patriots' receivers coach, Raymond tutored the newly-emerging receiver threat, Stanley Morgan, who had been drafted in 1977, a year before Berry's arrival in New England. Since then, Morgan has become the Patriots' all-time leading receiver in terms of receptions, touchdowns and yardage.

Raymond also coached Harold Jackson, who became the NFL's third-ranked all-time reception yardage leader and the eighth top receiver in NFL history. In 1979, both Morgan (1,002) and Jackson (1,013) became the first Patriots ever to surpass the 1,000-yard receiving mark in a season. Jackson is now the Patriots' receivers coach.

In 11 years as an assistant NFL coach, teams Berry was associated with finished with a 90-70-2 record and went to the playoffs three times.

After leaving the Patriots and the NFL after the 1981 season, Raymond worked for Bald Eagle Association of Wellesley, MA, a real estate company responsible for the operation of a year-round resort in the Sugarbush area of Vermont. Upon sale of the resort a year later, Raymond became national sales manager of premium accounts for Freedom Industries, a manufacturer of such soft good items as caps and hats.

PRO PLAYING CAREER: A tireless worker and great technician, Raymond became popular as the favorite target of passing great Johnny Unitas during his 13-year career with the Baltimore Colts. When he retired in 1967, he was the NFL's leading pass receiver with 631 receptions for 9,275 yards and 68 career TDs. He played in five Pro Bowl games and was named All-Pro three times. It should be pointed out that Berry gained his incredible yardage despite being a medium-range receiver.

Five years after his retirement (the quickest one can be voted in), he was inducted into the Pro Football Hall of Fame (July 28, 1973).

Raymond was not known for his blinding speed (ran 40 in 4.8). He wasn't physically overpowering (187 pounds), and he didn't stand several inches taller (6-2 in height) than the defenders trying to stop him. He also had less than perfect vision; he had to wear contact lenses when he played because he was nearsighted and he had a cranky back that sometimes left his legs an uneven length.

Berry, taken in the 20th round by the Colts in the 1954 draft, used three things to become the outstanding receiver he was—unusual jumping ability, a pair of fantastic hands and a dogged sense of purpose that would allow him to become nothing less than the very best.

There have been—and there are today—many receivers who are naturally more talented than Berry. Yet few ever approached the standards of proficiency that became habit for Raymond.

He combined his dogged determination to success with a keen mind that perfected a scientific approach to the art of pass receiving that was far ahead of its time. Many of his techniques are now more or less common-place in pro football. But when Berry first started to employ his methods of preparedness, he was truly a pioneer in perfecting a specialized pro football skill.

His brightest day as a pro is also reflected in the record book. When the Colts defeated the New York Giants in the famous overtime championship game in 1958, Raymond caught a startling number of passes, 12 passes for 178 yards. Both records still hold as firm as the Rock of Gibraltar for a championship game.

In overtime—in what many consider the finest pro game ever played—Johnny Unitas again got the Colts going and again Berry provided the big catches, two of them for 33 yards as Baltimore drove to the historic winning TD (23-17 score on 12-8-58 before 64,185 onlookers).

He led the NFL in receiving in both 1958 (56 for 794 yards) and 1959 (66 for 959 yards), and also in 1960 (74 for 1,298 yards). All three years, he was an all-NFL choice and a Pro Bowl selection. In that three-year stretch, Raymond caught an amazing 196 passes for 3,051 yards and 33 TDs. Although Berry didn't lead the league in 1961, he did catch a personal single-season high of 75 passes (for 873 yards).

Naturally, because Raymond was just a 20th round draft choice by the Colts in 1954, he wasn't given much of a chance to stick, let alone make it big, when he reported for the 1955 training camp. But the Colts didn't have many good offensive ends, and Raymond caught the coaches' eyes by hustling at all times.

Raymond caught 13 passes as a rookie, but he wasn't given much of a chance to make it in Year No. 2. But his dedication was beginning to become more and more evident and he stuck for the 1956 season. That was the year that Unitas also made it as a Colt, and for the next dozen years, he and Berry would team as the most prolific pass-catch combination in pro football annals. Almost 600 of Berry's catches came with Unitas throwing the ball.

Berry retired at the age of 34 with 10 Baltimore records, including TDs in a game (3, done twice), TDs in a season (14), TDs in a career (68), most receiving yardage in a game (224 vs. Washington on 11-10-57), most receiving yardage in a season (1,298 in 1960) and most receiving yardage in a career (9,275).

Berry, who had six 100-plus games in 1960 for a Baltimore record (he had 23 in his career for another team record), is second in Colt history for most consecutive games catching at least one pass (38 from 12-28-58 to 10-1-61; Lenny Moore is tops with 43).

In his 13 years as a pro, Berry played for two head coaches—Weeb Ewbank from 1955-1962 and Don Shula from 1963-67.

Berry , it should be pointed out, had only one fumble in his pro career. He felt he cost his SMU team a berth in the Cotton Bowl his senior year because he fumbled inside the opponents' 30 yard line. He then promised himself that he would never do it again.

HIGH SCHOOL/COLLEGE YEARS: It is important to understand the beginning of the Raymond Berry story. His father, Raymond (the elder, but coach Berry is not a junior), was a very successful high school football coach in Paris, Texas for more than 30 years ("He's the finest coach I ever played for," says young Raymond). Young Raymond didn't even play as a high school regular until his senior year (caught 12 passes that year).

Raymond weighed only 153 pounds when he enrolled for a year of junior college ball at Schreiner Institute in Kerrville, Texas. There he caught 32 passes for eight TDs and earned a scholarship shot at SMU. Ironically, Berry was a better defensive player than offensive when he enrolled at SMU. He caught only five passes in a non-lettering sophomore year and then followed up with 16 catches as a junior and 12 as a senior (33 catches in his collegiate career). He scored only one TD in high school and only one in three years at SMU.

PERSONAL: Berry is active in the Fellowship of Christian Athletes organization. In his years out of pro ball—1982, 1983 and part of 1984—he would often give Sunday Chapel Service to NFL teams that were visiting to play the Patriots.

Raymond and his wife, Sally, have lived in Medfield, MA, since 1978 and are the parents of a son, Mark (21), and two daughters, Suzanne (23) and Ashley (18). Mark is a senior wide receiver at Vanderbilt University and graduated from Medfield High School. Suzanne is completing her education at Boston College. Ashley is a freshman at Vanderbilt.

RAYMOND BERRY RECORD BOOK

Berry Overall Records (Reg. Season/Postseason):

Year	Won	Lost	Pct.	PF	PA
1984 reg	4	4	.500	197	163
1985 reg.	11	5	.688	362	290
1985 post.	3	1	.750	94	96
1986 reg.	11	5	.688	412	307
1986 post.	0	1	.000	17	22
TOTALS	29	16	.644	1,082	878

Berry Regular Season Only:

Year	Won	Lost	Pct.	PF	PA
1984	4	4	.500	197	163
1985	11	5	.688	362	290
1986	11	5	.688	412	307
TOTALS	26	14	.650	971	760

Berry Postseason Only:

Year	Won	Lost	Pct.	PF	PA
1985	3	1	.750	94	96
1986	0	1	.000	17	22
TOTALS	3	2	.600	111	118


Berry At Home (Regular Season Only):

Year	Won	Lost	Pct.	PF	PA
1984	3	1	.750	94	73
1985	7	1	.875	188	128
1986	4	4	.500	200	175
TOTALS	14	6	.700	482	376

Berry On The Road (Regular Season Only):

Year	Won	Lost	Pct.	PF	PA
1984	1	3	.259	103	90
1985	4	4	.500	174	162
1986	7	1	.875	212	132
TOTALS	12	8	.600	489	384

ASSISTANT COACHES



ROD HUMENUIK
(Pronounced Human ick)
Offensive Coordinator
Assistant Head Coach

You can tell an awful lot about a person just by the amount of responsibility others have given him—which brings us to Rod Humenuik. He's the Patriots' assistant head coach, he's the team's offensive coordinator and he's also the club's offensive line coach. In other words, the man's busy.

But Rod likes challenges. Take, for instance, the 1985 season, his first year with the Patriots. The club had allowed 66 sacks for 454 yards in 1984, the year prior to Rod coming with the team. The next season, the Patriots cut that number to just 39 sacks allowed for 315 yards.

He did pretty much the same thing when he was the offensive line coach (in addition to being the running game coordinator) with the Kansas City Chiefs. In 1982, that team allowed 40 sacks in nine games and then went to 46 in 16 games in 1983 and dropped again to just 33 sacks in the 16-game 1984 season.

Last year in Rod's first season with the title of Offensive Coordinator—and in his second year with the team—the Patriots finished second in the NFL in points-scored (412) and fourth in passing offense (3,954 yards).


Humenuik is going into his 13th season as a professional coach.

He was an assistant coach with the Cleveland Browns from 1975-82, where the Browns had one of the finest offensive lines in the NFL, with such Pro Bowlers as Tom DeLeone, Doug Dieken and Joe DeLamielleure. In his eight years with the Browns, Cleveland had six 1,000 yard rushers (Patriots have done it five times—with four different players—in their 26-year history).

Rod, the only Browns' assistant coach to be held over when Sam Rutigliano became that team's head coach in 1973, had his line severely tested in 1981 when he had three starters suffer significant injury problems, yet the Browns still finished fourth in the NFL in total yards.

Before joining the Browns, he was the offensive line coach of the Toronto Argonauts of the CFL in 1973 and 1974. Prior to that, he was the head coach at California State-Northridge in 1971 and 1972. He spent the previous five seasons as an assistant coach at USC under John McKay (1966-70), with the Trojans appearing in four Rose Bowls over those years.

He began his coaching career in 1964 as an assistant coach at Fuller (CA) Junior College. As an athlete, Rod was a standout guard at USC, graduating in 1958. He earned a Master's Degree in education from USC and then played three seasons for Bud Grant with the Winnipeg Blue Bombers of the CFL from 1960-62. The 49-year-old Humenuik (born June 17, 1938 in Detroit) and his wife, Susie, have four children—daughters Kim (26), Kerry (25), Kelly (22) and son, Mike (19).



ROD RUST

Defensive Coordinator

Now in his fifth year as the Patriots' defensive coordinator, Rod has gained the respect of his players for his highly-sophisticated tactics and the low-key approach he has in passing along his game plan and ideas.

Rust has had his defensive players selected to the Pro Bowl nine times in his time with the Patriots—linebackers Steve Nelson (twice selected) and Andre Tippett (three selections) and defensive backs Raymond Clayborn (three selections) and Fred Marion (one selection).

But that's talking about individual play, rather than team play. Rod Rust definitely prefers the latter type conversation. Rather, let's look at what the New England defense did last season—in allowing the opposition to get within the 20 yard line 51 times, there were 12 situations in which the opponent did not come up with any points (thanks to three interceptions, four fumbles lost, three passes or rushes in fourth down tries failing and two field goals missed).

Rod's guys are tough when they have to be—when it comes to keeping the opponents off the scoreboard. In allowing just a bit over 300 points last season (307), the Patriot defense had four games in which it did not give up a touchdown (33-3 win over Indianapolis, 20-6 win at the Jets, 23-3 win at Buffalo and a 34-0 verdict at Pittsburgh).

He spent five years (1978-82) as the defensive coordinator for the Kansas City Chiefs, switching the team from a 4-3 to a 3-4 defense his first year. In 1981, the Chiefs were the AFC's top defense against the rush. In his years with the Chiefs he aided in the development of three Pro Bowlers—DE Art Still, CB Gary Green and FS Gary Barbaro.

A native of Cedar Rapids, Iowa, Rod is the son of famed Iowa high school coach, Orville. He played center and linebacker at Iowa State (1947-49). He then spent two years with the U.S. Army in the Far East. Following military duty, he began his coaching, serving seven years as a head coach at the high school level in Iowa.

He made his first collegiate coaching stop at the University of New Mexico as an assistant from 1960-62. He then went to Stanford University, where he served as defensive coordinator under John Ralston through the 1966 season. In 1967, Rod was appointed head coach at North Texas State. During his six years there, he coached first-round selections Joe Greene (1969 by Steelers) and Cedric Hartman (1970 by the 49'ers), Leonard Dunlap (1971 by Colts). North Texas State had 23 players sign in pro ball over a three-year span. He also served as the school's athletic director for several years.

Following his work at North Texas State, he joined long-time acquaintance Marv Levy, then the head coach of the Montreal Alouettes. He spent three seasons (1973-75) as the Montreal defensive coordinator, with the team making the playoffs each season (winning one Grey Cup title and losing in another). He then joined the NFL coaching ranks as linebacker coach of the Philadelphia Eagles for the 1976-77 seasons under Dick Vermeil. When Levy became head coach of the Chiefs in 1978, his first staff appointment was Rod.

Rust (born August 2, 1928 in Webster City, Iowa) has two sons, Jeff and Greg, and has two step-daughters, Kris and Amy. He and his wife, Jean, reside in Foxboro with Kris and Amy.



DEAN BRITTENHAM

Strength and Conditioning Coach

Now in his third year with the Patriots, Dean is a Pied Piper of sorts with regard to strength and conditioning. When he speaks, players tend to listen closely — especially when the subject matter is speed improvement. Dean is, after all, pretty much a pioneer in improving a player's running speed.

Brittenham, who came to the Patriots from the Minnesota Vikings where he was that team's conditioning coach during the 1984 season, has the philosophy that a player's length of stride is as important as the stride frequency. Combined, they help to increase a player's speed. This is something Brittenham started back in 1967 when he was an assistant track coach at the University of Nebraska.

Dean also knows his stuff when it comes to conditioning and how a player can maintain, as well as increase, his strength through workouts.

A native of Brady, Nebraska, he coached field events at the University of Kansas from 1962-64, then was the head track coach at Occidental College from 1964-67 before moving to the University of Nebraska where he handled the field events in track. While at Nebraska, he worked with two national championship football teams (1970 and 1971).

He then moved to the University of Colorado where he was until five years ago. Over the years, Brittenham has served as a staff member of the Olympic Training Center (in Colorado Springs, Co.), coaching at junior elite camps from 1968-71. He also helped run Learn By Doing clinics (coaches learn by competing in each track event over a five-day period) from 1968-73.

The first pro football team he worked with was the Kansas City Chiefs when then-head coach Paul Wiggin invited him to the 1975, 1976, and 1977 training camps to help his players with their flexibility as well as improving running times. He worked with the New Orleans Saints in the 1978 and 1979 training camps when the team was coached by Dick Nolan. Dean also worked with the Denver Broncos in the 1982 and 1983 off-seasons.

A 1957 graduate of Nebraska (he attended on a basketball scholarship), Dean played two years of basketball and took part in four years of track (javelin, high jump, and hurdles).

The 56-year-old Brittenham (born June 25, 1931 in Brady, Nebraska) has handball, racquetball, mountain climbing and collecting antiques as his hobbies. He bought an antique store in Lyons, Colorado eight years ago. Dean and his wife, Beverly, have been married for 34 years. They have two sons—Steve (age 32) and Greg (27). Steve is an assistant track coach at the Univ. of Colorado where he was an outstanding long jumper and triple jumper (Class of '77). Steve was also a stellar decathlon performer. Greg is a Kearney (Neb.) State College graduate (geography and physical education major), having graduated in June. Steve and Greg have followed in their father's footsteps, having taken up coaching as a profession.



JIM CARR

Defensive Backfield Coach

Now in his third year with the Patriots, the Jim Carr influence is getting stronger each season. In his first season with the team, the 1985 season, the Patriots had their interceptions increase from 17 pickoffs for 210 yards to 23 for 427 yards. That's six more interceptions and 217 more yards.

And then last year, the Patriots were sixth in the NFL in pass defense (2,978 yards) and were third in touchdown passes allowed (15).

To say it's steady in the New England secondary is a vast understatement. Cornerback Raymond Clayborn is the team's co-leader in career interceptions and has made two straight Pro Bowl appearances. Ronnie Lippett, at the other corner, had eight interceptions last year—more than he had his first two seasons combined (six—three in each the 1984 and 1985 seasons). His game has moved to another level under Carr's influence.

The safeties—Fred Marion at the free position and Roland James at the strong spot—are building the reputation of being solid, intelligent players. You would, no question, have to point to Carr as being the main ingredient in the players' progress.

Before coming to the Patriots, Jim was the defensive coordinator and linebackers coach for the Denver Gold of the USFL in 1984 and 1983. You have to look long and hard for a person with more on-the-field experience than Jim Carr. He has spent 26 years in the NFL, with nine coming as a player and the other 17 as an assistant coach.

His NFL coaching career started in 1966 with the Minnesota Vikings (1966-68, handling the defensive backs). He then went with the Chicago Bears in 1969 (was the defensive coordinator and defensive backfield coach). From 1970-72, he was the defensive coordinator and defensive backfield coach with the Philadelphia Eagles, handling those same duties with the Chicago Bears in 1973 and 1974 and the Detroit Lions in 1975 and 1976.

Jim was named the Buffalo Bills' linebackers coach in 1977, before going with the San Francisco 49'ers in 1978 as the team's defensive coordinator and defensive backfield coach. Carr returned to the Vikings, serving as the defensive backfield coach from 1979-81.


A native of Kayford, West Virginia, Jim attended Morris Harvey College (located in Charleston, W.V.; college now known as the University of Charleston). A physical education major, he played running back, defensive back and linebacker through his college days. Morris Harvey took part in three bowls in his four years. They beat Lebanon Valley in the Burly Bowl in Jim's freshman year, beat East Carolina in the Elks Bowl his junior year and lost to the University of Tampa in the Cigar Bowl his senior year of 1954. Jim also played three years of baseball and two years of basketball in college. He was elected into the school's Hall of Fame in 1986.

Carr began his pro playing career with the then-Chicago Cardinals as a running back in 1955. After serving a hitch in the U.S. Army, Carr returned to the Cardinals for the 1957 season. He played one year of Canadian football (Montreal in 1958) and then returned to the NFL as a defensive back with the Philadelphia Eagles, playing from 1959-63.

In 1960, Jim helped the Eagles win the World Championship (10-2 record, beating Green Bay by a 17-13 score). He had another thrill that season when he broke a 10-10 tie vs. the NY Giants at Yankee Stadium by returning a fumble 38 yards for a fourth quarter touchdown. The Eagles won the mid-season game, 17-10.

Jim completed his playing days with the Washington Redskins in 1964 and 1965, playing the linebacker position his final two seasons. The 54-year-old Carr (born March 25, 1933) and his wife, Lila Lee, have been married 28 years. They have two children, Ken (age 27)

and Gwen (22). Ken graduated from Wheaton College in 1983. He now attends Trinity Theology School (Deerfield, Ill.). Ken, in his final year at Trinity, is a second Lt. in the Air Force Reserves and will become an Air Force chaplain upon graduation in December of this year. Gwen is a recent graduate of the University of Missouri, where she majored in broadcast journalism. She was married last year to Mike Jensen.



BOBBY GRIER

Offensive Backfield Coach

Running Game Coordinator

Getting along with people usually can add up to getting the most out of people. This is a subject Grier knows something about—football is another.

Now in his third year of pacing the Patriots' sidelines with Raymond Berry as the team's head coach, Grier has a situation that many an NFL coach would sell his soul in order to get—to be able to choose whether to give the ball to Craig James, Tony Collins, Robert Weathers, Mosi Tatupu or Reggie Dupard.

It is the running game that allowed the Patriots to win the AFC Eastern division title last year in the final game of the season at Miami's Orange Bowl. It was via the ground—especially late in that contest—that the Patriots were able to come away with a 34-27 win.

Running the ball isn't the only thing that coach Grier's students can do. His running backs can also catch the ball. Collins had 77 catches last season and James had 18 and Tatupu had 15. Whatever it takes to win, is the way Grier likes to put it.

This is the second time that Grier has been an assistant coach with the Patriots. He was the team's offensive backfield coach under Ron Erhardt in 1981 (named March of 1981). Bobby was named a college scout with the Patriots seven months later (July of 1982), and was in that capacity with the organization until Raymond Berry summoned him to the sidelines. Grier and Berry were assistant coaches on the Erhardt staff in 1981.


A native of Detroit, he began coaching at the college level in 1974 when he joined George Mans' staff at Eastern Michigan as the offensive backfield coach. He was with Mans for two years at Eastern Michigan, and with Ed Chlebek at EMU for two years. When Chlebek was named head coach at Boston College in January of 1978, Grier became the BC offensive backfield coach. He coordinated the team's offensive game plan there. He help turn around a BC program that was 0-11 his first season, moving to 7-4 his final year. At BC, one of his recruits was standout receiver Brian Brennan, now with the Cleveland Browns.

Grier was the offensive coordinator at Northwestern University under coach Dennis Green for several months in 1982, before leaving to re-join the Patriots.

He was an outstanding running back at the University of Iowa, graduating in 1964. A three-year starter in college, he was named honorable mention All-Big Ten as a junior and senior. He led the team in rushing as a senior with 406 yards on 98 carries (4.1 average).

Upon graduating from college, he began his coaching career as an assistant at Kettering (Michigan) High School. Following four years at Kettering, he was head coach at the Martin Luther King High School for the 1970-73 seasons. His 1973 team won the Detroit City title with a 9-1 record.

Considered a fine teacher, the 44-year-old Grier (born November 10, 1942 in Detroit) and his wife, Wendy, will have been married 22 years come September. They have two sons, Chris (17) and Michael (12).



RAY HAMILTON

Assistant Defensive Line Coach

Now in his third year as a coach, Hamilton, a starting nose tackle for the Patriots from 1973-1981, was hired to help defensive line coach Eddie Khayat during training camp in 1985. Although he had had no previous coaching experience, Hamilton proved to be such a valuable asset that he was eventually added to the staff as Khayat's part-time assistant.

As a player, although he was a two-time All-Big 8 selection at Oklahoma, Hamilton lingered until the Patriots selected him in the 14th round of the 1973 draft. He proved to be a steal. Utilizing outstanding technique and an exceptionally long reach, Hamilton was a fixture in the middle of the defensive line until he retired prior to the 1982 season.

Hamilton moved immediately into the starting lineup as a left defensive end in 1973 and set a team record for quarterback sacks by a rookie with seven (the record was broken by Veris, who had 10 in 1985). He also tied for the team lead with two fumble recoveries. Hamilton started all 14 games that season, and went on to start 110 consecutive games through 11-2-80, when he missed a game against the New York Jets with a knee injury. The 110 consecutive starts was a team record until 1985, when cornerback Raymond Clayborn started his 111th straight contest (vs. Buffalo, 10-13).

Ray, projected as a linebacker when he was drafted, moved into the nose tackle position when the Patriots switched to the 3-4 defense in 1974. The move from defensive end went smoothly, as he made five quarterback sacks and recovered two more fumbles. A year later (1975), Hamilton recorded six sacks and made two more fumble recoveries — including a 23-yard recovery and return for a touchdown in a 24-17 loss at St. Louis on 11-2-75.


Hamilton had tremendous seasons in both 1976 (when the Patriots won the AFC East title with an 11-3 record) and 1977. He took part in more than 600 plays during 1976, recording 6½ sacks, two fumble recoveries and 45 solo tackles (second among the team's defensive linemen). Hamilton led the defensive line with 44 solos in 1977 and added a career-high 9½ sacks (second on the team) with 10 quarterback pressures.

Ray continued his fine play in 1978, finishing the season with 85½ total tackles (first on the defensive line), five sacks, 14 QB pressures and a career-high three fumble recoveries. He contributed 68½ tackles, six sacks and 11 quarterback pressures in 1979. Although his consecutive-games streak was stopped in 1980, he missed only one game and topped the defensive line with 50 solo tackles. He was also second on the team with eight sacks for 71 yards in losses.

He finally gave up his starting position in 1981, although he did make 39 tackles (30 initial hits) while seeing action in 15 of the team's 16 games. He also recorded one-half sack, giving him 53½ over his career. He retired after that season.

Owner of a bachelor's degree in marketing (Oklahoma, 1973) and a master's degree in Public Administration (Suffolk University, 1977), Hamilton and his wife, Paula, have owned and operated their own printing company since 1982. They have two sons, Kadar (11) and Damon (8). Hamilton, an avid tennis player, is an accredited tennis official who has worked several professional tournaments in the Boston area.

A native of Oklahoma City, OK, the 36-year-old Hamilton was born Jan. 20, 1951.



HAROLD JACKSON

Receivers Coach

When Harold Jackson speaks, football players tend to listen quite closely—because Jackson has done just about everything he urges his students to do. After an outstanding 17 years as an NFL wide receiver during which Jackson caught 579 passes for 10,372 yards (17.9 average), with 76 touchdowns, Harold has made the change-over from player to coach seemingly without breaking stride.

Jackson, who handles the team's wide receivers after serving as assistant receivers coach in 1985, has his number of catches rank eighth best in the league's history, his career yardage via the pass ranks fourth best and his career touchdowns rate him as the 11th best in the NFL. Jackson, who took part in five Pro Bowls (in 1969, 1972, 1973, 1975 and 1977), had 29 100-plus yard receiving games in his career, for sixth best in NFL history. Also, Jackson's 17.9 average per catch ranks as the 37th best.

Harold played with the Los Angeles Rams in 1968 and 1973-77, with the Philadelphia Eagles 1969-72, with the Patriots from 1978-81 and with the Seattle Seahawks in 1983.

An 11th-round draft choice by the Rams in 1968 out of Jackson State University, Harold had his finest pro season in terms of passes caught in 1969 with the Eagles when he had 65 catches for 1,116 yards (17.2 average) with nine touchdowns. That was his second year—his first full, after having played just two games in 1968—in the NFL. He also led the league in that department in 1972 when he caught 62 passes for 1,048 yards (16.9 average) with 13 touchdowns for the Eagles; he also led the league in yards via the catch that season. He returned to the Rams (as part of the deal for QB Roman Gabriel) the following year, 1973, and led the league in average per catch with a 21.9 norm (874 yards in 40 catches) and in touchdowns with 13.

As a Patriot, Jackson was coached by Berry for four seasons (Berry liked the way Jackson approached the game, as well as the fine example he showed the younger players). Over that time, he caught 156 passes for 3,162 yards (20.3 average) with 18 touchdowns. He is the 10th top receiver in Patriot history in passes caught and is fourth in yards via the pass. One of the most popular Patriots ever, he had his best season with New England in 1979 with 45 catches for 1,013 yards (22.5 average) with seven touchdowns. That 1,000-plus season is just one of four in the team's history. Jackson had three 1,000-yard seasons in his career (1969, 1972 and 1979).

Jackson had eight 100-plus games as a Patriot, with his most successful outing coming against the Vikings in 1979 when he caught five passes for 147 yards. He had a seven-catch (for 124 yards) performance against the Redskins in 1978. Harold had a three TD day against the Jets (9-9-79) in a 56-3 Patriot win. The touchdowns were from 49, 44, and 28 yards. There was a point in which Harold had started 167 consecutive games, but that streak ended when the Patriots entered their game at Houston on 11-10-80 with a double TE formation; that was the only offensive play he did not take part in the rest of that game.

He had a nine-catch outing in playing for the Eagles, for 161 yards against Dallas on September 17, 1972. His best day as a Ram came vs. New Orleans in 1977 when he caught eight passes for 127 yards and 2 TDs. In 1973 (10-14), he had his finest day in terms of yards caught, with 238 yards (in seven receptions) against Dallas while playing for the Rams; he had four TD catches that game. Harold had his longest catch come against the Giants, a 79-yarder, on 10-11-70.

The 41-year-old Jackson (born January 6, 1946 in Hattiesburg, MS) has a son, Terry (22), and twin daughters, Yolando and Rolando (10).



EDDIE KHAYAT
(Pronounced Kie yat)
Defensive Line Coach

Like your favorite schoolteacher, Eddie Khayat does a marvelous job of taking the students he is given and seemingly getting more out of them than the students themselves probably knew they had.

And that is what he has done in each of his two seasons with the Patriots (this being his third year).

In 1985, his first season, he took an aging Julius Adams, rookie Garin Veris and a former number one draft choice in Kenneth Sims and all three players performed to their very best. Last year he had other projects with Toby Williams learning a new position in moving from an end to nose guard position and a seventh-round draft choice by the name of Brent Williams stepping in for the injured Sims, and the defensive line didn't seem to miss a beat.

There is plenty of NFL in Khayat, having coached in the league for 20 years. He came to the Patriots from the Detroit Lions where he coached from 1982-84. He was with the Baltimore Colts for five years prior to that, serving as defensive line coach there as well. Eddie became a coach in 1967 with the New Orleans Saints through the 1970 season. He then moved to the Philadelphia Eagles in 1971, and became the team's head coach three games into that season and was the head mentor throughout the 1972 campaign.

He was an assistant coach under coach Don McCaffrey with the Detroit Lions in the 1973 and 1974 seasons (was with Raymond Berry as an assistant coach there), with the Atlanta Falcons in 1975 and 1976 under Marion Campbell, and with the Baltimore Colts from 1977-79, under coach Ted Marchibroda and 1980-81 under coach Mike McCormack. Khayat was on the staff of the Colts team that won the AFC East title in 1977 with a 10-4 record. In 1982 and 1983, his Lions teams went to the playoffs, winning the NFC Central championship with a 9-7 record.

Over his years, he has coached such players as Hall of Famer Doug Atkins (Saints), Claude Humphrey (Falcons), Dave Rowe (Saints), Mike Barnes and John Dutton (Colts) and Doug English and Bill Gay (Lions). All were selected to the Pro Bowl. In 1977, one of his players, Mike Barnes, was selected winner of the Mac Truck Award, the best defensive lineman in the league as selected by the players.

Eddie is known for his abilities as both a teacher and motivator. Khayat came into the pro game as a free agent defensive end and defensive tackle for the Washington Redskins in 1957, then moved to the Philadelphia Eagles in 1958-61 (with Patriot defensive backfield coach Jim Carr as members of the World Champion 1960 Eagles team), and was back with the Redskins for the 1962 and 1963 seasons.


It's no wonder Khayat became the kind of coach he is. He was coached by such fine mentors as Mike Holovak (Patriots), Nick Skorich and Buck Shaw (Eagles), Joe Kuharich (Redskins and Eagles) and Bill McPeak (Redskins).

He made a return to the Eagles for the 1964 and 1965 seasons, and ended his playing days with the Boston Patriots in the AFL in 1966.

A 1957 graduate of Tulane University, Ed was an offensive and defensive end at Millsaps College in 1953, at Perkinson Junior College in 1954 and at Tulane from 1955-56.

Eddie's younger brother, Bob, was a placekicker for the Redskins in 1960, '62 and '63. He was selected to the Pro Bowl his rookie season. Bob is now the Vice Chancellor of the University of Mississippi.

The 51-year-old Khayat (born September 14, 1935 in Moss Point, Mississippi) and his wife, Deborah, have been married 21 years. They are the parents of two boys, Ed, Jr. (18) and Bill (14).



JOHN POLONCHEK
(Pronounced Pole LAWN check)
Special Assistant
To The Head Coach

John Polonchek has this special knack of looking at film and looking at numbers and seeing things that a lot of other football people don't detect. It is for this reason—his outstanding ability to spot team's strengths and weaknesses—that Raymond Berry named John to his staff prior to the 1985 campaign. He came to the Patriots from the Los Angeles

Raiders, where he was a scout during the 1984 season.

In his position as special assistant to Berry, Polonchek is in charge of working with the computer department in scouting the opponents as well as looking for tendencies in the Patriots' game.


This is his second time with the Patriots, having served as the team's quarterbacks coach from 1975 to 1980 under Chuck Fairbanks and Ron Erhardt. John then became the quarterbacks coach for the New Jersey Generals of the USFL under Fairbanks in 1983 and Walt Michaels in 1984.

Polonchek had his coaching start in 1950 as a graduate assistant at his alma mater, Michigan State University, under then-head coach Biggie Munn. He was in the Air Force from 1952-55, where he played and coached. John left the Air Force with the rank of Lieutenant. He then went back to MSU as an assistant coach under then-head coach Duffy Daugherty, coaching the freshmen and coaching the varsity running backs from 1956-58.

He then went to the University of Colorado where he coached the offensive and defensive backs from 1959-61. John then went into business in Denver while working as a part-time scout for the Raiders and the Jets of the AFL. He joined the Jets on a full-time basis in 1966. Polonchek coached the Oakland Raiders' running backs from 1967-71 under John Rauch and John Madden, with the team making the playoffs all but one of those six years (lost to Green Bay in Super Bowl his first season). He was with the Packers as receivers coach from 1972-74, before going to the Patriots in 1975.

Polonchek (born in Granastov, Czechoslovakia, leaving that country at age six) grew up in East Chicago, Ind. He and his wife, Joan, have been married for 32 years. They have three children—John, Jennifer and Jeanna. Jeanna was on the track and basketball teams at the University of Indiana.

DANTE SCARNECCHIA
(Pronounced Scar NECK ya)
Special Teams Coach
Tight Ends Coach



When you talk about Dante Scarnecchia, you talk about a coach who is tremendously organized and very complete in doing the job at hand. Scarnecchia, who is going into his fifth season with the Patriots, catches one's eye with his ability to teach, to instruct, to make his players fully understand what he wants done on the field. He also has a reputation for attention to detail, much like head coach Berry.

Look at what he has done in his three years working with placekicker Tony Franklin. Each season, Franklin has eclipsed the 100-point mark (108 in 1984, 112 in 1985 and a league-leading 140 last season).

In addition, Tony has mustered a field goal percentage that hovers near the 80 percent mark (78.5 in 1984, at that time Franklin's career best—followed by a better mark of 80.0 in 1985 and 78.0 last season). Franklin, who had five consecutive games with three or more field goals

last season, went on to get selected to his first Pro Bowl appearance.

And then you look at punter Rich Camarillo. He had the third best average in the AFC last season (42.1) and had 16 of his kicks land inside the 20 yard line.


Yes, the kicking games are in solid hands with Franklin and Camarillo—and Scarnecchia. And the same can be said about the punt return game (Irving Fryar averaged 10.5 last year with one touchdown and Stephen Starring averaged 22.3 yards per kickoff return, including coming through with a 52-yard gain vs. the Jets). The Patriots were tied for second in fewest touchdowns allowed via the return (one) and were third in the league for number of touchdowns scored by return (six) last season.

Then you turn your attention to the tight end position, a concern going into the 1986 season with Lin Dawson suffering an injury. Under Dante, rookie Greg Baty, an eighth-round draft choice, blossomed to the point that he caught 25 of his 37 catches in the final five regular season outings.

A standout guard at California Western University, where he graduated in 1970, Dante was named all-conference as well as all-NAIA District III as a senior. He majored in history and physical education in college (got his Master's Degree from U.S. International University in 1973 in physical education). He spent three seasons (1970-72) as offensive line coach at his alma mater.

In 1973, he started a two-year stint on the Iowa State staff before going to SMU in 1975. When Ron Meyer was named the head coach at SMU in 1976, Dante remained for one year before leaving to become the offensive line coach as well as recruiting coordinator at the University of Pacific (1977 and 1978).

After holding down the same position at Northern Arizona in 1979, he returned to SMU in 1980 as offensive line coach under Meyer. The 39-year-old Scarnecchia (born February 15, 1948) and his wife, Susan, have a son, Steve (9), and a daughter, Lisa (6).



DON SHINNICK **Linebackers Coach**

There is no question that Shinnick is the envy of a great many NFL linebacker coaches. That's because he coaches Pro Bowlers like Andre Tippett and Steve Nelson as well as standouts like Don Blackmon, Lawrence McGrew, Johnny Rembert, Ed Reynolds and Clayton Weishuhn. Yes, not only are the Patriots talented at the linebacker position, but they are every bit as deep.

Now in his third year on the staff, Raymond Berry added his former Baltimore Colts roommate as linebackers coach in early January of 1985, bringing the former linebacker from Columbia, Missouri, where Don was an insurance man since leaving coaching in 1981. He was the head coach at Central Methodist College (Fayette, Missouri) for three seasons, and was a coaching consultant for that school in 1982.

His pro coaching started in 1970 with the Chicago Bears as a defensive backfield coach. He came to the Bears under coach Jim Dooley to put in a true zone defense for the Bears (the team had never used a true zone defense before he came there). After two years with the Bears, he moved to the St. Louis Cardinals in 1972, where he was the team's linebackers coach.


In 1973, he joined the Oakland Raiders where he coached the linebackers through the 1977 season. The Raiders didn't have a defensive coordinator in his years on the John Madden-coached team, but Shinnick played a key role in drawing up the team's defensive plans. Over his five years with the Raiders the team reached the playoffs each season, including winning the Super Bowl in 1976 with a 32-14 win

over the Vikings.

Shinnick, known for his ability to instruct, has coached such people as Dick Butkus and Ted Hendricks in his years with the pros.

A native of Kansas City, Missouri, Shinnick played at San Pedro (CA) High School before starring at UCLA (Named to San Pedro Hall of Fame in 1985). He played a different position each season in college (offensive guard, defensive back, running back and linebacker, in that order). He was an honorable mention All-America as a senior.

He played 13 years—all as a starter—for the Baltimore Colts as the team's number two draft choice. Over his years in the NFL, he intercepted 37 passes, an all-time NFL record for linebackers. In 1959, Don tied for the Colts team lead in interceptions with seven (for 70 yards). He played on four championship teams from 1957 to 1969. He has coached on two other Super Bowl teams—with the Patriots and the Raiders. He was coached by such standout mentors as Don Shula, Chuck Noll, Weeb Ewbanks and Madden over his NFL career. The 52-year-old Shinnick (born May 15, 1935 in Kansas City, Missouri) and his wife, Marsha, have been married 29 years. They have five boys—Joel (27), Josh (24), Peter (22), Adam (17) and Christopher (11). Joel is on the professional motorcycle racing circuit. Josh, now in law school, played football at UCLA. Peter is a recent University of Colorado graduate; he was a football player there, an offensive lineman. Adam, a senior at nearby Walpole (MA) High School, is considered one of the state's top schoolboy players. Don has two grandchildren.



LES STECKEL **Quarterbacks Coach** **Passing Game Coordinator**

Les is the man given the duty of getting quarterbacks Steve Grogan and Tony Eason ready for upcoming battles. All one has to do is look at what the team has accomplished in his two years (this is his third season). The Patriots finished with 11-5 regular season records in both 1985 and 1986. The Patriots won the AFC title after the 1985 season and journeyed to Super Bowl XX and then last year the club copped the AFC Eastern division title before losing a tight playoff game at Denver.

As the man in charge of the club's passing game, Steckel has put together the quarterbacking talents of Grogan and Eason to help New England to such impressive accomplishments. Grogan and Eason—along with Steckel, of course—have come to be known as a tough combination to battle the last two seasons with Grogan stepping in for Eason when Tony might not be ready physically.

Eason has grown under Steckel's tutelage, to be sure. Last year Tony set new team standards for passing percentage in a season (61.6%) and passing yardage in a game (414 vs. Seattle). The year before, in 1985, Tony threw the longest completed pass in the team's history (90 yarder vs. Chicago). Eason last year hit wide receiver Stanley Morgan for a team record 84 receptions (and running back Tony Collins for 77 more).

Grogan last year had his best outing ever in terms of yards passing in one game (401 vs. the Jets).

The Patriots at one point of the season had a six-game winning streak in 1985 and last year had a seven-game winning string. New England finished the 1986 season with the NFL's fourth best passing offense (3,954). Considered one of the bright young minds in the NFL today, that is why at age 37, Steckel was the youngest head coach in the NFL in coaching the Vikings in 1984. He was only the third head coach in Vikings' history.

He had his coaching career start in 1972 as a graduate assistant at the University of Colorado. The following year he was named a full-time staffer under coach Eddie Crowder, handling the team's receivers. He then worked with the offensive line at the Naval Academy in 1977, under coach George Welsh. He then moved to the pro level, joining

the San Francisco 49'ers in 1978. Les moved to the Minnesota Vikings in 1979, where he coached the club's quarterbacks, wide receivers, tight ends and special teams over his five years as an assistant with the team.

Steckel graduated from Whitehall (PA) High School and enrolled at the University of Kansas in 1964. In addition to playing four years of football, he boxed for one year and won a regional Golden Gloves title as a light heavyweight when he was 19 years old. In 1968, he graduated with a degree featuring three majors—social work, human relations and political science.

Upon graduation, he worked as a volunteer on Senator Robert Kennedy's Presidential campaign. Following that, he enlisted in the Marines, and after 10 weeks of Officer's Candidate School and 26 weeks of infantry training in Quantico, Virginia, he headed to Vietnam with the rank of Lieutenant. Les spent one year there in combat, returning as a decorated officer.

The 41-year-old Les (born July 1, 1946 in Northampton, PA) and his wife, Chris, have three children—son, Christian (9), daughter, Lesley (6), and son, Luke (2).

HEAD COACHES RECORDS

(Regular Season Games Only)

Coach	Seasons	Years	W-L-T Record	Pct.
LOU SABAN	1½	1960-61	7-12-0	.368
MIKE HOLOVAK	7½	1961-68	52-46-9	.528
CLIVE RUSH	1½	1969-70	5-16-0	.238
JOHN MAZUR	2	1970-72	9-21-0	.300
PHIL BENGTSON	½	1972	1- 4-0	.200
CHUCK FAIRBANKS	6	1973-78*	46-39-0	.541
RON ERHARDT	3	1979-81	21-27-0	.438
RON MEYER	2½	1982-84	18-15-0	.545
RAYMOND BERRY	2½	1984-86	26-14-0	.650

*Fairbanks was under suspension for 12-18-78 game against Miami, won by Dolphins 23-3. Erhardt & Bullough served as acting co-head coaches and this loss is not included in Fairbanks' record.

Postseason Coaching Records

Coach	Games	Years	W-L-T Record	Pct.
MIKE HOLOVAK	2	1963	1-1-0	.500
CHUCK FAIRBANKS	2	1976,1978	0-2-0	.000
RON MEYER	1	1982	0-1-0	.000
RAYMOND BERRY	5	1985,1986	3-2-0	.600

Preseason Coaching Records

Coach	Games	Years	W-L-T Record	Pct.
LOU SABAN	9	1960-61	7- 2-0	.778
MIKE HOLOVAK	27	1962-68	5-22-0	.185
CLIVE RUSH	9	1969-70	2- 7-0	.222
JOHN MAZUR	12	1971-72	3- 9-0	.250
CHUCK FAIRBANKS	34	1973-78	20-13-1	.630
RON ERHARDT	12	1979-81	7- 5-0	.583
RON MEYER	12	1982-84	3- 9-0	.250
RAYMOND BERRY	9	1985-86	5- 4-0	.556

Opening Day Coaching Records

Coach	Games	Years	W-L-T Record	Pct.
LOU SABAN	2	1960-61	0- 2-0	.000
MIKE HOLOVAK	7	1962-68	3- 4-0	.429
CLIVE RUSH	2	1969-70	1- 1-0	.500
JOHN MAZUR	2	1971-72	1- 1-0	.500
CHUCK FAIRBANKS	6	1973-78	2- 4-0	.333
RON ERHARDT	3	1979-81	1- 2-0	.333
RON MEYER	3	1982-84	2- 1-0	.667
RAYMOND BERRY	2	1985-86	2- 0-0	1.000

ALL-TIME COACHES ROSTER

Name	Position	Total Years	Years of Service
Beatty, Bruce	Offensive Line	4	1969-1972
Bengtson, Phil	Head Coach (Int.)	1/2	1972
Berry, Raymond	Receivers	4	1978-1981
	Head Coach	2 1/2	1984-1986
Brittenham, Dean	Strength/Conditioning	2	1985-1986
Brasher, Tommy	Linebackers	3	1982-1984
Bruney, Fred	Defensive Backfield	2	1962-1963
Bryant, Cleve	Offensive Backfield	3	1982-1984
Bullough, Hank	Defensive Line	7	1973-1979
Campbell, Marion	Defensive Line	2	1962-1963
Cappelletti, Gino	Special Teams	3	1979-1981
Carr, Jim	Defensive Backfield	2	1985-1986
Caruthers, LeBaron	Strength/Conditioning	3	1982-1984
Collier, Joel D.	Defensive Backfield	2	1960-1961
Dotsch, Rollie	Outside Linebackers	2	1975-1976
Elias, Bill	Defensive Backfield	2	1969-1970
Endicott, Steve	Receivers	2 1/2	1982-1984
Erber, Lew	QB's/Off. Coord.	3	1982-1984
Erhardt, Ron	Offensive Backfield	6	1973-1978
	Head Coach	3	1979-1981
Evans, Dick	Defensive Line	2	1971-1972
Fairbanks, Chuck	Head Coach	6	1973-1978
Fletcher, Tom	Defensive Backfield	2	1971-1972
Gibson, Claude	Defensive Backfield	1	1968
Grier, Bobby	Offensive Backfield	3	1981-85-86
Hamilton, Ray	Asst. Def. Line (part-time)	2	1985-86
Holovak, Mike	Offensive Backfield	1 1/2	1960-1961
	Head Coach	7 1/2	1961-1968
Humenuik, Rod	Asst. Head Coach/Offensive Line	2	1985-1986
Jackson, Harold	Asst. Receivers/Receivers	1	1985-1986
Khayat, Eddie	Defensive Line	1	1985-86
Kinard, Billy	Defensive Backfield	2	1979-1980
Lantz, Rick	Linebackers	1	1981
Loudd, Rommie	Linebackers	1	1966
McLaughlin, Leon	Offensive Line	1	1977
Mazur, John	Offensive Backfield	1 1/2	1969-1970
	Head Coach	2	1970-1972
Meyer, Ron	Head Coach	2 1/2	1982-1984
Meyer, John	Linebackers	4	1969-1972
Miller, Burnie	Special Teams	1	1972
Miller, Red	Offensive Line	6	1960-61, 73-76
Mora, Jim	Defensive Coordinator	1	1982
Muir, Bill	Offensive Line	3	1982-1984
Nelsen, Bill	Quarterbacks	2	1973-1974
Parcells, Bill	Linebackers	1	1980
Parilli, Babe	Quarterbacks	1	1981
Perkins, Ray	Receivers	4	1974-1977
Polonchek, John	Quarterbacks/ Special Asst to HC	8	1975-1980, 1985-86
Richardson, Jesse	Defensive Line	5	1965-1969
Ringo, Jim	Offensive Line	4	1978-1981
Roach, Dick	Defensive Backs	1	1981
Rush, Clive	Head Coach	1 1/2	1969-1970
Rust, Rod	Defensive Coordinator	4	1983-85-86
Rutigliano, Sam	Off. Backs-Receivers	3	1971-1973
Saban, Lou	Head Coach	1 1/2	1960-1961
Scamecchia, Dante	Special Teams/TEs	5	1982-85-86
Shinnick, Don	Linebackers	2	1985-1986
Shurmur, Fritz	Defensive Line	4	1978-1981
Sidwell, Steve	Linebackers	3	1982-1984
Smith, Jerry	Defensive Line	2	1960-1961
Spinney, Art	Offensive Line	7	1962-1968
Steckel, Les	Quarterbacks/Receivers	2	1985-1986
Stoltz, Jerry	Receivers	4	1969-1972
Sumner, Charlie	Linebackers, Defensive Backs	6	1973-1978
Taseff, Carl	Defensive Backfield	1	1964
Valek, Jim	Special Teams	3	1973-1975
Walker, Dick	Defensive Backs	1	1977
Walters, Steve	Defensive Backs	3	1982-1984
Weaver, Larrye	Defensive Backfield	4	1973-1976
Weber, Chuck	Def. Line/Backfield	4	1964-1967
Yewcic, Tom	Offensive Backfield	4	1967-68, 79-80
	Special Teams	3	1976-1978

STAFF PERSONNEL



DICK STEINBERG **Director of Player Development**

Regarded as one of the NFL's top talent hunters, Dick rejoined the Patriots' organization when he was named Director of Player Development on February 9, 1981. In his capacity, he is responsible for the overall scouting of players, as well as the team's trade negotiations. He also assists in the signing of players.

Steinberg rejoined the Patriots after departing his position as a scout to become Director of College Scouting for the Los Angeles Rams in


June, 1976. He remained in that post until being promoted to the position of Director of Player Personnel, a post he held until June, 1980.

After his four year stay with the Rams, Steinberg joined then-General Manager Steve Rosenbloom as Vice President of Player Personnel with the New Orleans Saints. Steinberg later resigned that post on January 20, 1981 before rejoining the Patriots.

The talent he has selected has taken part in two Super Bowls—Super Bowl XX in 1986 (the Patriots) and Super Bowl XIV in 1980 (the Rams).

A native of Philadelphia, Steinberg played football and majored in Physical Education and Health at Temple University. In addition to serving a two-year tour of duty with the U.S. Army in France, Steinberg served as a high school coach at Philadelphia's Roman Catholic High (1960-61) and at Staunton (VA) Military Academy (1961-64). He then entered the collegiate coaching ranks as an assistant at Vanderbilt (1964-1967) and Kansas State (1967-69).

Following a brief stint as a scout with the Dallas Cowboys in 1969, Steinberg spent two seasons as an assistant coach at Southern Mississippi (1970-71) before joining the Patriots as a personnel scout under then-Director of Player Personnel Bucko Kilroy. Steinberg served with the Patriots from 1972 to 1976 before departing for the Rams.



BILL MCPEAK **Director of Pro Scouting**

Keeping track of pro football talent for the Patriots' organization is one of the NFL's most knowledgeable football men, Bill McPeak.

A star at the University of Pittsburgh, McPeak played for the Pittsburgh Steelers as a defensive end from 1949-57. During that span, McPeak played in the 1953, 1954 and 1957 Pro Bowls.


During the final two years of his tenure at Pittsburgh, McPeak began his 16-year NFL coaching career. In 1959, he joined the Washington Redskins, staying with the 'Skins until 1965. Of his seven seasons with that club, the final five were as head coach. Included on his staff at Washington was player personnel director Bucko Kilroy, now the Patriots' Vice President.

McPeak joined the Detroit Lions in 1967 as offensive coordinator, a post he held until he went to the Miami Dolphins in 1973.

While with the Dolphins as an offensive coach, the Dolphins won Super Bowl VIII, their second consecutive Super Bowl win and third straight Super Bowl appearance.

After suffering a serious illness during the 1974 off-season, McPeak remained out of the NFL on a full-time basis until being named to his present position on July 23, 1979.


When first named as general manager on April 6, 1979, Bucko Kilroy stated that one of his top priorities was to hire a pro scout, and he was elated to have the qualified McPeak join the Patriots' organization. Since that time, McPeak has been responsible for scouting present and prospective professional football talent both on film and in game situations.




LOU ASSAD
Team Security



JOAN BISHOP
Receptionist




DON BROCHER
Asst. Equipment Manager




RAY CANTWELL
Business Manager



JUDI CLARK
Receptionist




GLENN COLLIER
Box Office Staff



LARRY COOK
Scout




HEATHER CORBETT
Adm. Asst., Scouting



TOM CROKE
Team Photographer



PATTY DELGROSSO
Sec., VP-Finance



KEN DEININGER
Video Tape Manager




SUSAN DESROSIERS
Accounting Assistant



CHARLES GARCIA
Scout




HELEN IGO
Adm. Asst., Scouting



BILL LENKAITIS, D.D.S.
Team Dentist



MARIE LOWRE
Adm. Asst., GM



GEORGE LUONGO
Equipment Manager



PATTI MECHLINSKI
Adm. Asst., GM



JOE MENDES
Dir., College Scouting



NANCY MEIER
Adm., Scouting



CATHI MICONI
Sec., Exec. VP




KERRY MOYNIHAN
PR Assistant




EDIE MYERS
Stadium Operations



PEG MYERS
Dir., Data Processing




RAY MYERS
Stadium Operations



FRANK NAPOLI
Box Office Manager




PAT NAUGHTON
Scout




ROB NOLLER
DP Systems Specialist



RON O'NEIL
Head Trainer



JIM PLUEMER
Asst. Trainer



MIKE POLLOM
Scout



STEVE POREDA
DP Consultant




DICK REGAN
VP-Finance



BARBARA RUHL
Sec., President




BEV SCOLLINS
Sec., Coaches Office




KEN STERNFELD
Scout



DARRYL STINGLEY
Exec. Dir., Play. Pers.



DAVE SUTHERBY
Video Tape Asst.




BOB TEAHAN
Scout



GINNY VALADE
Finance Supervisor




LESLIE WALTZER
PR Assistant



DAVID WINTERGRASS
Dir., PR/Sales




BERTRAM ZARINS, M.D.
Team Physician



JOE ZIOBRO
Computer Oper. Asst.

PATRIOTS' VETERANS



BILL BAIN 62

OT/OG 6-4 260

USC 13th year

DOB: 8-9-52 at Pico Rivera, CA

HOW ACQUIRED: FA, 1986

PRO BOWL: 1985

PRO: Joined the team on 12-2-86 (signed as a free agent)... prior to coming with the Patriots, played four games with the NY Jets (signed on 10-21 and waived on 11-22)... played in the final three regular season games and also in playoff game vs. Denver; had most of his playing time come on special teams... attended the 1986 training camp of the KC Chiefs, signing as a free agent on 7-21 and leaving camp voluntarily on 7-29... in 1985, appeared in 15 games with the LA Rams (six starts)... was released by team on 5-14-86... big, strong, powerful tackle, he was selected All-Pro in 1984 after Eric Dickerson ran for 2,105 yards on 379 carries (5.6 average) as team went 10-6 (lost to NY Giants in first round of playoffs)... started 1984 season at left tackle until right tackle Jackie Slater suffered knee injury in week seven (vs. New Orleans), then moved to the right side... dominating run blocker and solid against the pass rush... was backup offensive guard in 1983 and was moved into starting lineup at left tackle when Irv Pankey injured (tore achilles tendon during preseason and lost for season)... in 1982, saw action in all nine games... started three games in 1981... played with the Rams from 1979-1985 (played on Rams team which played in the Super Bowl after the 1979 season)... came into league as second round draft choice of the Green Bay Packers in 1975 draft (47th player taken; was first player taken in the draft by the Packers)... was traded from Packers to Denver Broncos on 8-31-76 for third round 1977 draft pick... spent entire 1977 season on IR with knee injury... released by Broncos on 9-28-78 and signed as free agent with NY Giants on 10-30-78... released by Giants on 11-9-78 and re-signed with club on 11-15-78... left Giants' training camp voluntarily on 7-17-79... signed as free agent with Washington Redskins on 8-1-79 (released on 9-21-79) and signed with Rams on 9-28-79.

COLLEGE: Took part in two Rose Bowls while at USC... was All-American as a senior... graduated with degree in public administration... was a starter in his first year at USC after transferring from San Diego City College... did not play at San Diego CC, but was a starter at the University of Colorado as a sophomore before transferring to SDCC.

PERSONAL: Married (Elizabeth)... has two daughters, Jennifer (6) and Kristen Elizabeth (3)... attended St. Paul High School in Santa Fe Springs, Ca., where he played football and basketball; graduated in June of 1970... was an All-American in HS.

GAMES PLAYED/STARTED: 1975-14/0, 1976-14/13, 1977—spent entire season on Injured Reserve, 1978-1/1, 1979-8/0, 1980-16/0, 1981-16/3, 1982-9/0, 1983-16/16, 1984-16/16, 1985-15/6, 1986-7/0. Total: 132/55.


OTHER STATS: Returned one kickoff for 10 yards in 1975.

PLAYOFF STATISTICS

GAMES PLAYED/STARTED: 1979-3/0, 1980-1/0, 1983-2/2, 1984-1/1, 1985-2/0, 1986-1/0. Total: 10/3.

FOR THE RECORD...

There were 12 new players added to the team's all-time roster in the 1986 season; in order to qualify one has to have played in at least one regular season contest. With the addition of those 12 players, it brings the number of players who have put on a Patriots uniform—for at least one game—to 476 over the 27 years of the club.



GREG BATY 48

TE 6-5 241

STANFORD 2nd year

DOB: 8-28-64 in Hastings, MI

HOW ACQUIRED: D-8, 1986 (220th)

PRO: As a rookie in 1986, simply got better and better as the season rolled along... started seven games over the regular season; was a pleasant surprise as started the last five regular season games (six of the last seven)... saw action in all 16 regular season games... was fourth on team in receptions with 37 for 331 yards (8.9 average)... had 25 of his 37 catches come in the final five regular season games (221 of his 331 yards)... had eight catches for 58 yards (one TD, eight yarder) vs. San Francisco on 12-14... had 76 yards on six catches at New Orleans on 11-30... had first pro start in second pro game, at NY Jets, on 9-11, stepping in for injured Greg Hawthorne (rib problems)... was selected team's Rookie of the Year by 1776 QB Club; named to the all-rookie teams selected by the Pro Football Writers, UPI and the Pro Football Weekly newspaper... scored game-winning TD vs. Buffalo, on 11-23, with 13-yarder with 1:40 left in game (in 22-19 NE win)... also played on special teams and had five first-hits and three assisted tackles in regular season...an eighth-round selection by the Patriots in the 1986 NFL draft (220th selection overall).

COLLEGE: After making just 24 catches as sophomore and junior, had single-season record for a tight end at Stanford with 61 receptions (previous record of 45 set in 1958 by former KC Chief Chris Burford)... gained 690 yards as senior, with career-high 11.3 average, with four TDs and long catch of 50 yards (vs. Oregon State)... his 61 catches is the 4th best single-season total in school history (behind three wide receivers who turned pro—Gene Washington, Vince White and Burford) and placed him 12th in nation... was 2nd in PAC-10 in catches and placed 5th in league in pass-catching yardage... was 1st team All-PAC-10...named U/PI All- West Coast 1st team and AP honorable mention All-America... played in Blue-Gray (six catches for 43 yards and a two-point conversion) as well as Japan Bowl college all-star game...as junior, in 1984, had 20 catches for 213 yards (10.7 ave.) and one TD, his first as a collegian... started nine of team's 11 games his junior year, and best game vs. Arizona when had six catches for 66 yards... as sophomore, had 1st college start vs. Oklahoma and finished season with four catches for 29 yards, 7.2 ave., and long of 13 yards.

PERSONAL: Single... has degree in human biology with a business emphasis... spent three months—in winter semester of 1985, his junior year—in Florence, Italy, studying art and political science...fraternity brother of NE defensive end Garin Veris (Theta Delta Chi)... hobbies: traveling, outdoor activities (such as canoeing, fishing, camping and backpacking) and also enjoys dancing... wants to eventually work in financial world... earned a reputation as a fine blocker in high school for run-oriented school (Sparta, N.J. HS)... named 1st team all-county as senior (team won county title his senior year in going 7-2)... was also named all-area and all-state as senior at tight end/defensive end spots... was also all-area and all-county as a junior (as defensive tackle for 11-0 team that won state title)... was a standout basketball player, with many Div. I schools recruiting him (gave up basketball in college to concentrate on football)... captain of both football and basketball as senior... scored 1,000 points in HS hoop career (was center)... as junior and senior, named all-area and all-county in basketball... graduated 2nd in class... dad, Don, played football at Michigan (from 1960-64); mom, LuEllen.

GAMES PLAYED/STARTED: 1986-16/7.

RECEIVING


Year	G	No.	Yds.	Avg.	LG	TD
1986	16	37	331	8.9	22	2

PLAYOFF STATISTICS

GAMES PLAYED/STARTED: 1986-1/1.

RECEIVING

Year	G	No.	Yds.	Avg.	LG	TD
1986	1	3	31	10.3	13	0



MEL BLACK 94

LB 6-2 228
EASTERN ILLINOIS 2nd year
DOB: 2-2-62 at New Haven, CT
HOW ACQUIRED: FA, 1986

PRO: Became the first and only player to make the Patriots team through the free agent tryout process, signing with team in mid-May, 1986... was waived by club in training camp, but was recalled on Nov. 28th when team suffered numerous injuries at LB position... saw most of his playing time on special teams... dressed for last four regular-season games (one special team first-hit tackle), playing in all but one (at Miami)... was placed on Injured Reserve with hamstring pull for playoff game at Denver (1-3-87).


COLLEGE: Attended Eastern Illinois University (Charleston, Ill., NCAA I-AA team)... transferred to that school in Jan. of 1984 after going to Santa Ana (Ca.) Junior College from Sept. of 1981 to Dec. of 1983... at Eastern Illinois, started as an outside linebacker... as a senior in 1985, had four total tackles (one solo) as team went 6-5... in the '84 season, had nine total tackles (eight solos) and a fumble recovery in seeing action in two games; team went 6-5 that season... in junior college, was named honorable mention all-conference.

PERSONAL: Single... home economics major with emphasis on nutrition in order to become a dietician... lettered in football three years at West Haven (Ct.) HS, earning honorable mention all-state honors as a senior.

GAMES PLAYED/STARTED: 1986-3/0.

PLAYOFF STATISTICS

GAMES PLAYED/STARTED: 1986-On Injured Reserve (Placed on IR 1-3-87).



DON BLACKMON 55

LB 6-3 235
TULSA 7th year
DOB: 3-14-58 at Pompano Beach, FL
HOW ACQUIRED: D-4, 1981 (102nd)

PRO: Finished the 1986 season as the team's fifth top tackler with 84 hits (48 solos)... started 15 of the 16 regular season games, missed at Pittsburgh game of 10-19 with knee injury... was third on team in sacks with seven and a half for 56 yards (three sacks for 26 yards in season opener vs. Indianapolis on 9-7; this was the second consecutive season that he had three sacks in the first game of a season—he did the same in the 1985 season opener vs. Green Bay)... had two fumble recoveries and three forced fumbles over season... named UPI All-AFC team (second team)... in 1985, set NE team record by recording two safeties in one season—tackling QB Lynn Dickey of Green Bay (for eight yard loss) in 1985 opener, on 9-8, and at Tampa Bay on 10-27 tackling QB Steve DeBerg for safety (three yard loss)—they were the only safeties recorded by team in year... was 2nd on team in sacks with eight for 60 yards...in playoffs at Raiders, on 1-5-86, had team's two sacks (for 11 yards) and one pass knockdown... knocked down two passes at Miami, on 1-12-86, in AFC Championship... was 3rd on team in tackles in playoffs with 22 (15 first hits) and was 2nd on team in playoff sacks with three (for 18 yards)... led team in playoff pass deflections with eight (tied with Clayborn) and led team in forced fumbles in playoffs with two (tied with Tatupu)... had a fine season in '84, as he was able to overcome neck problems that hampered his play a bit since

suffering injury in '83 season opener at Baltimore... was 3rd on team in tackles (136, 65 solos, 71 assists), had one interception (at Miami 9-9), had five deflections, 11 QB pressures, shared team lead in fumbles caused with Steve Nelson at three and was 3rd on team in sacks with six (for 58 yards)... been starter since 1982 season... had to miss one game in '83 (at Miami, 9-11-83) after suffering neck injury week before... in 14 starts in '83, he led the team with ten QB pressures and added 3½ QB sacks... finished fifth on the team tackle chart with 99 total stops in '83... the Patriots' third leading tackler in 1982 with 30 tackles and 47 assists, he also tied with DE Ken Sims as the leading sacker with 4½ drops... against Miami (12-12-82), Don made a game saving interception of a David Woodley pass at the Patriots ten with 30 seconds to play to preserve a critical 3-0 win over the Dolphins... also had a big day in the season finale 30-19 win over Buffalo (1-2-83) that earned the Patriots a playoff spot; against the Bills, he registered nine tackles, four QB pressures and one sack... as a rookie, he made the squad with his brilliant special teams play and saw action in all 16 games... Don also saw spot duty at the OLB post, collecting 25 tackles, one QB pressure, one pass deflection and one forced fumble.

COLLEGE: A three-time All-Missouri Valley Conference selection who was the conference Defensive Player-of-the-Year in '80...during his career, Blackmon was a three-year starter who recorded 40 tackles for minus yardage (239 total yds.) as a senior... anchored Tulsa defense with 15 tackles that led to Tulsa's first shutout victory since 1967, a 3-0 win over Kansas State...during the same year had 18 tackles, including three for losses, in 28-27 win over North Texas State.

PERSONAL: Married (Jacqueline)...daughters, Candice (5) and Tiffany (2)...majored in Advertising and Public Relations.

GAMES PLAYED/STARTED: 1981-16/0, 1982-9/9, 1983-15/14, 1984-16/16, 1985-14/14, 1986-15/15. Total: 85/68.

DEFENSIVE STATISTICS

Year	G	Tackles		Sacks	QB Press.	Fum. Rec.	Pass Def.
		Solo	Assists				
1981	16	17	8	—	1	—	1
1982	9	30	47	4½	9	2*	2
1983	15	44	55	3½	10	—	3
1984	16	65	71	6	11	—	5
1985	14	56	33	8**	NA	2	3
1986	15	48	36	7½	NA	2	2
Totals	85	260	250	29½	31	6	16

*One for + 47 yds. vs. Houston 11-28-82.

**Safeties vs. Green Bay (9/8) and at Tampa Bay (10/27)

INTERCEPTIONS

Year	G	No.	Yds.	Avg.	LG	TD
1981	16	—	—	—	—	—
1982	9	2	7	3.5	7	0
1983	15	1	39	39.0	39	0
1984	16	1	3	3	3	0
1985	14	1	14	14.0	14	0
1986	15	—	—	—	—	—
Totals	85	5	63	12.6	39	0

OTHER STATS: Blocked a PAT attempt vs. Green Bay 9-8-85, blocked a FG attempt vs. Atlanta 11-2-86. Forced Fumbles: 1981-1, 1982-1, 1983-1, 1984-3, 1985-1, 1986-3.


PLAYOFF STATISTICS

GAMES PLAYED/STARTED: 1982-1/1, 1985-4/4, 1986-1/1. Total: 6/6.

DEFENSIVE STATISTICS

Year	G	Tackles		Sacks	QB Press.	Fum. Rec.	Pass Def.
		Solo	Assists				
1982	1	1	2	—	—	—	—
1985	4	15	7	3	—	—	8
1986	1	5	1	1	—	—	2
Totals	6	21	10	4	—	—	10

OTHER STATS: Forced Fumbles: 1985-2.



JIM BOWMAN 28
 DB 6-2 210
 CENTRAL MICHIGAN 3rd year
 DOB: 10-26-63 in Cadillac, MI
 HOW ACQUIRED: D-2b, 1985 (52nd)

PRO: Started his only game of the '86 season at Denver on 9-28 at strong safety (in place of injured Roland James, who had a toe injury) and had seven solo tackles in game to tie free safety Fred Marion in that category... saw a great deal of action vs. Buffalo on 11-23 when James suffered shoulder injury in second half; Bowman answered with two solo tackles from line of scrimmage... was also a very valuable player on special teams with 19 tackles, 12 first-hits... in 1985 had winning TD (his 1st pro points) by recovering Sam Seale's fumbled kickoff in EZ late in 3rd quarter vs. Raiders on 1-5-85 and also had another recovery in that playoff game, other in 1st quarter to set up NE's first TD (recovered Fulton Walker fumble at LA 21)... in 1985 was 3rd on team in special teams tackles with 21 on 12 1st hits and nine assists—behind Tatupu and McSwain... played behind safeties James and Pro Bowler Marion; replaced injured James and had five first-hit tackles and two assists vs. Indy on 11-10... had seven tackles over regular season from line of scrimmage, with four 1st hit tackles...was 3rd player taken in draft by Patriots in 1985 and 52nd player overall taken in the draft (highest NFL draft choice ever at his college)... Patriots drafted him with LA Raiders' 2nd round pick as part of Mike Haynes deal of 1983.

COLLEGE: Came to college as a running back, but when coach gave him choice between being a second string safety or fourth string running back the first day of preseason practice, he selected defense— although he had never played it before; coach wanted to switch his position because he was such an outstanding athlete...played free safety position in college... played in Blue-Gray and East-West Shrine all-star games as senior, becoming first player ever from CMU to be invited... in his three years as a starter, team went 22-9-2, going 8-2-1 his senior year, 6-4-1 his junior year and 8-3 his sophomore year... his 16 career interceptions (for 140 yards) is a CMU record, as was his eight pickoffs (for 87 yards, one TD) his junior year; his eight pickoffs as junior was 3rd best in NCAA 1-A that season... as senior, had 66 tackles with 32 first-hits... was 3rd on team as junior with 55 solos and 32 assisted... as junior and senior, named all-league first team unanimously after making 2nd team as sophomore... became starter as sophomore in 1982, had 69 tackles with 39 of them solos and had five interceptions for 33 yards.

PERSONAL: Married (Tracy)... plays for Patriots basketball team during off-season... majored in communications/business in college... hobbies: golf, hunting, water-skiing and playing softball... attended Cadillac Senior HS, where played tailback position and led his team in rushing with 1600 yards...was state Class B long jump champion in HS... likes to work with young people... also enjoys traveling.

GAMES PLAYED/STARTED: 1985-16/0, 1986-16/1. Total: 32/1.

DEFENSIVE STATISTICS

Year	G	Tackles		Sacks	QB Press.	Fum. Rec.	Pass Def.
		Solo	Assists				
1985	16	4	3	—	—	—	1
1986	16	16	1	—	—	—	0
Totals	32	20	4	—	—	—	1

OTHER STATS: Forced Fumbles: 1985-1.


PLAYOFF STATISTICS

GAMES PLAYED/STARTED: 1985-4/0, 1986-1/0. Total: 5/0.

DEFENSIVE STATISTICS

Year	G	Tackles		Sacks	QB Press.	Fum. Rec.	Pass Def.
		Solo	Assists				
1985	4	0	0	—	—	2*	—
1986	1	1	0	—	—	0	—
Totals	5	1	0	—	—	2	—

*Recovered fumble in end zone for TD at LA Raiders 1-5-86.



PETE BROCK 58

OC 6-5 275

COLORADO 12th year

DOB: 7-14-54 at Portland, OR

HOW ACQUIRED: D-1b, 1976 (12th)

PRO: Had a healthy season, starting all the team's outings at the center spot... has had 85 regular season career starts (has played in 150 regular season games)... 1986 was his first injury-free season since 1982 (when he started all nine games played that season and it was his first 16-game regular season since 1981)... was one of just two offensive linemen to start all the team's outings last season (Ron Wooten, at RG, the other)... in 1985, made major contribution once again in plugging up middle of offensive line... played in nine games over regular season, starting in all but one... had arthroscope on both knees on 10-24-85 after right knee locked on him day before — no damage discovered in right knee, and had small tear of cartilage and cartilage removed in left knee... was placed on IR 10-26 and came off Nov. 30th... made first outing since 10-20 at Indy vs. Detroit on 12-8 when Morris ejected in 3rd quarter... at Miami on 12-16, dressed for game but did not play... returned to starting lineup, vs. Bengals on 12-22... in 1984 was having fine year until he came up against a short week in the schedule that had the Patriots play on a Sunday, and then a Thursday game (Thanksgiving, at Dallas, 11-22)... he tested his left knee prior to the game, but it did not respond, he was not able to play the rest of the schedule... had arthroscope on his right knee upon the close of '84 season... the 1983 recipient of the Jim Hunt Memorial Award, presented to the team's outstanding lineman, Pete started in 13 games in 1984... in the 11th game of the season, a 17-6 win over Miami (11-13-83), Pete suffered a knee injury on the first play of the game... despite the fact that he had to undergo an arthroscopy after the game, Pete played the balance of the game and led the Patriots to a 224-yard rushing day against the Dolphins... he then missed just 2 games before returning to start and play a full game in a 7-0 win over his brother Stan and the New Orleans Saints (12-4)... after missing the next game against the Rams, Pete started the final game of the 1983 season at Seattle... prior to injuring his knee in '83, Pete had started 36 consecutive games since assuming the starting center role in 1981... he is only the third regular starting Patriots' center since 1964, having succeeded Bill Lenkatis (1975-80) and Jon Morris (1964-74)... over the 1982 and 1983 seasons, the Patriots rushed for more yards (3,952) than any other NFL team... Pete played all 16 games of 1980 at center... worked as apex in the line behind Bill Lenkatis, playing the second and fourth quarters while Lenkatis played the first and third stanzas... primary backup at center and guard through first ten games of 1979, he started last six games at LT in place of the injured Dwight Wheeler... started at RG in 27-7 win over Chicago (10-7-79) and played the other positions (LT, WB and snapper) in same series of plays... his versatility in filling all positions and shoring up the Patriots' offensive line that was riddled with injuries earned Pete the 1776 Fan Club's Unsung Hero Award for 1979... not only did he snap for FG, PAT and punts, Pete also has played as wingback or third TE in the offense... started at LG in place of absent John Hannah for first three games of '77... as a rookie, Pete caught TD pass vs. NY Jets... one of three first round picks by Patriots in 1976 draft... he and Tim Fox were chosen with first round picks acquired from San Francisco in Jim Plunkett trade... second offensive lineman, 12th player selected in 1976 draft.

COLLEGE: Consensus All-America and co-captain at Colorado his senior year... teammate of former Patriot TE Don Hasselbeck while playing for Buffs.

PERSONAL: Married (Karen)... father of two daughters, Stephanie (11) and Shannon (7), as well as two sons, John (9) and Joshua (6)... brother Will played with Detroit and Kansas City... younger brother Stan was All-America lineman at Colorado and drafted in first round of '80 NFL draft by New Orleans.


GAMES PLAYED/STARTED: 1976-14/0, 1977-14/4, 1978-15/0, 1979-16/7, 1980-16/0, 1981-16/16, 1982-9/9, 1983-13/13, 1984-12/12, 1985-9/8, 1986-16/16. Total: 150/85.

STATS: Fumbles: 1979-2, 1986-1. Fumble Recoveries: 1976-1, 1979-2, 1980-1, 1981-1, 1982-1, 1986-1. Receiving: 1976-one for six yds. (TD) at NY Jets, 11-21.

PLAYOFF STATISTICS

GAMES PLAYED/STARTED: 1976-1/0, 1978-1/0, 1982-1/1, 1985-4/4, 1986-1/1. Total: 8/6.

STATS: Fumble Recoveries: 1982-1, 1986-1.



RICH CAMARILLO 3

(pronounced CAM a Rio)

P 5-11 185

WASHINGTON 7th year

DOB: 11-29-59 at Whittier, CA

HOW ACQUIRED: FA, 1981

Right-footed kicker

PRO BOWL: 1984

PRO: Had a 42.1 yard average (third best in the AFC) with 89 punts for 3,746 yards in 1986 season (in playoff game at Denver, on 1-4, had a 50.2 norm with nine punts for 452 yards)... had 16 of his kicks land within the 10 yard line—vs. Indianapolis on 9-7, had three kicks out of five punts land inside the 20 with those kicks on the 10, 12 and 18 yard lines—and seven go into the end zone for touchbacks... longest kick of year came on 64 yarder (at Miami, on 12-22)... had two other 60 yarders in 1986—at Buffalo on 10-26 and at Denver on 1-4 (playoff game)... finished season with net average of 33.1... holds all the Patriots' career punting records—406 punts for 17,433 yards, a 42.9 average... passed Tom Yewcic on team's all-time career punting yardage list at Denver on 9-28, although Rich had 37 fewer career punts... in game at Denver, on 1-4, set club playoff mark for most punts in a game (9), punting yards (452) and punting average (50.2); with his punting yards and punting average in that game his best figures of the 1986 season... has been with the team longer than any other free agent currently on squad (since 1981)... had fine 1985 season (with 43.0 ave. in 92 kicks); was third in AFC and fifth in NFL... at Chicago, on 9-15, had 75 yarder into the endzone (tied for longest punt in NFL over season), for 2nd longest punt of his pro career (topped only by 76 yarder)... tied for the team record for most punts in a game vs. Chicago outing with 11 (he tied team record at Dallas on 11-22-84 and shares with Jim Fraser; that also tied for most kicks in one game in NFL in '85); also had team record for punting yards in one game that Chicago game with 514 (46.7 average, set previous record of 479 at Dallas on 11-22-84)... set Super Bowl record by booting 62-yard punt in 3rd quarter (also had 51-yard punt in game)... had his best average of the season in opener vs. Green Bay, 9-8, with 47.7 ave. in four punts (191 yards), with kicks of 45, 57, 45 and 44, in that order... in AFC title game, at Miami, on 1-12, had clutch 49 yard punt vs. heavy 11-man rush with two minutes left... had to miss half the '84 season after suffering a knee injury (left knee, his non-kicking leg) late in the 3rd preseason game, at Washington... he was put on IR 8-18... he missed first nine games, was reactivated on 11-3; his first game was at Denver (11-4)... in his first game back, he had 4 kicks for 43.0 average (long of 47), with two kicks downed inside the 20 (one at the one yard line). ... he finished the season with 48 punts for 2020 yards (42.1 avg.), with long of 61 yards for 7th best in AFC for average and 5th best in net average at 34.7... at Dallas on 11-22-84, Rich had 11 punts to tie Patriot record for most in a game (7 in first half); also set new team record for punting yards in a game vs. Dallas with 479 (for 43.5 avg)... made his first Pro Bowl appearance following the 1983 season... in only his third year ('83), Rich led the league in net punting average (37.1 yds.) and was second in gross average (44.6 yds.)... he punted four times over 60 yards, including the league's longest of 70 yards in the snow vs. New Orleans (12-4-83)... had 18 punts over 50 yards, three of 60-69 yards and one of 70 yards in '83... boomed a 76-yard punt vs. NY Jets (9-19-82), which was the longest punt in the AFC and third best in the NFL in '82... was named to the 1982 *Sports Illustrated* All-NFL team and was the 1776 Fan Club Unsung Hero for 1982... in his first season in the NFL, Rich was named to *The Football Digest's* All-Rookie team and had the longest punt of the season in the NFL with a 75-yard boot at Oakland (11-1-81)... three weeks later, he let go a 72-yard punt at Buffalo (11-22-81), the third longest punt of 1981 in the league... originally signed by the Patriots as a free agent on 5-18-81, Rich attended the Patriots' 1981 training camp and was active for three preseason games... was waived on 8-24-81 as part of the NFL mandated roster reduction to 50 players... was re-signed after seven weeks of the regular season (10-19-81) and became the third punter on the Patriots' roster before the season's mid-way point... is a two-step right-footed punter.

COLLEGE: Spent the first two years as a collegian at Cerritos (CA) J.C. where he averaged 40.5 yds. per punt and 42.8 yds. as a soph...transferred to Washington in '79 and punted 51 times for 2,077 yds. and a 40.7 avg. as a junior...his longest punt that year travelled 60 yds...third-ranked punter in PAC-10 that year...as a senior, he averaged 37.9 yds. per punt on 52 punts...longest punt went 57 yds.

PERSONAL: Single (engaged to Mary Vincent)...is active in numerous New England area charities including the Wrentham State School and the Rhode Island and Massachusetts Special Olympics programs... played in quite a few Patriots basketball games during off-season... hobbies: bowling, basketball, eating exotic foods, listening to jazz and playing baseball, softball... has an uncle, Leo, involved in pro rodeo circuit (named Cowboy of Year in 1977)... brother, Gary, was an all-star kicker/punter at Bridgewater (Ma.) State College, where he was All-New England three years in row...longest punt in high school travelled 71 yards.

GAMES PLAYED/STARTED: 1981-9/0, 1982-9/0, 1983-16/0, 1984-7/0, 1985-16/0, 1986-16/0. Total: 73/0.

PUNTING

Year	G	No.	Yds.	Gross Avg.	TB	In 20	LG	Blk.	Net Avg.
1981	9	47	1959	41.7	9	12	75*	0	33.4
1982	9	49	2140	43.7	5	10	76	0	37.7
1983	16	81	3615	44.6#	11	25	70	0	37.1*
1984	7	48	2020	42.1	7	12	61	0	34.7
1985	16	92*#	3953*#	43.0	13	17	75*	0	33.7
1986	16	89	3746	42.1	7	16	64	3	33.1
Totals	73	406#	17,433#	42.9#	52	92	76	3	35.0

*NFL Leader

#Club Record

OTHER STATS: Fumbles: 1981-1. Fumble Recoveries: 1981-1.


PLAYOFF STATISTICS

PUNTING

Year	G	No.	Yds.	Gross Avg.	TB	In 20	LG	Blk.	Net Avg.
1982	1	5	218	43.6	0	1	58	0	35.6
1985	4	21	889	42.3	5	3	62*	1	34.4
1986	1	9	452	50.2	2	0	60	0	41.9
Totals	6	35	1559	44.5	7	4	62	1	37.3

*Super Bowl Record

GAMES PLAYED/STARTED: 1982-1/0, 1985-4/0, 1986-1/0. Total: 6/0.



RAYMOND CLAYBORN 26

CB 6-0 186

TEXAS 11th year

DOB: 1-2-55 at Forth Worth, TX

HOW ACQUIRED: D-1a, 1977 (16th)

PRO BOWL: 1984, 1986, 1987

PRO: Mr. Reliable, he is tied for the team record for careeer interceptions with 29 (with 466 return yards; Ron Hall, who played with Patriots from 1961-67, had 29 pickoffs for 476 yards)... had three interceptions for four yards over the 1986 season... had his interceptions come at Pittsburgh (on 10-19), vs. Buffalo (on 11-23) and vs. San Francisco (on 12-14)... led team in passes knocked down with 16 and was involved in 49 tackles (42 solos)... added two unassisted tackles in the playoff game... enters 1987 season one shy of club record for consecutive games-played with 151 (has started 138 of 151 games that he has dressed as a Patriot)... last missed a start in his rookie year, 1977, when he started one of 14 contests... has the team record for consecutive starts with 137... in 1986 was selected to the Pro Bowl, as well as making Pro Football Weekly newspaper All-NFL team,

the Pro Football Weekly's All-AFC team, the Football News All-AFC team and AP-All Pro (honorable mention)... in a Pro Bowl year in 1985, was 2nd on team in interceptions with six (for 80 yards), behind Pro Bowl safety Marion who had seven (for 189 yards)... also had interception (for no yards) vs. Miami in AFC title game to end a late drive on 1-12... had 57 tackles during regular season (47 1st hits) and had eight more in playoffs (seven 1st-hits)... led team in passes knocked down during regular season with 18 (13 next nearest, by Marion) and was tied for team lead in playoffs (with Blackmon), with eight more... was picked *AP* honorable mention All-NFL, 2nd team All-AFC by *UPI*, 2nd team All-Pro by *College and Pro Football Newsweekly* and 2nd team All-NFL by *NEA*, as well as being a Pro Bowler... scored 1st pro TD vs. Bills on 10-13-85 (day he set consecutive game mark) with 27 yard return of Vince Ferragamo pass... vs. NY Jets, 10-20, picked off Ken O'Brien pass in EZ for three interceptions in three games, one shy of Mike Haynes' team record for consecutive games with interception... in 1984, had top-notch season sharing the team lead for interceptions with 3 (102 yards; shared lead with CB Ronnie Lippett)... Ray led team in deflected passes with 15 in 84... he had 62 tackles (44 solo, 18 assisted)... he was selected first alternate for Pro Bowl... was selected to Pro Bowl after '83 season... he had 56 tackles and 19 assists... over a four-year span from 1979-82, he was the Patriots' leading pass deflector each season (15 in '79, 9 in '80, 6 in 81 and 11 in '82)... his 15 pass deflections in '79 amounted to one-third of the team total of 45 that year... Ray recorded both of his interceptions of 1981 against Miami (11-8), one which he returned 39 yards... in 1980, he broke Mike Haynes four-year reign as team interception leader with five steals... in his sophomore season (1978), he earned the starting role at corner for all 16 games and was 10th among AFC kickoff returners (27 for 636 yards, 23.6 yard avg.)... as the 16th player taken in the '77 NFL draft (choice from San Francisco in Jim Plunkett trade), he broke into the NFL in stellar fashion setting five Patriot kickoff return records as a rookie... his 101-yard KOR vs. Balt. (12-18-77) for a TD was the NFL's longest of the year... he added KOR's of 100 yards (vs. NY Jets, 10-2-77) and 93 yards (vs. Buffalo, 11-6-77) to lead the league in that department for the '77 season... Ray's 869 kickoff return yards was second best in both the AFC and NFL in '77... as a rookie, he was named to *Pro Football Weekly's* All-AFC and All-Pro squads as a kickoff returner.

COLLEGE: A two sport standout at Texas, Ray played both football and ran on the track team...while a sophomore RB, he gained 209 yards on 74 carries for the Longhorns, but switched to the secondary for his final two college seasons...turned in six interceptions and 23 blocked passes in college...as a return specialist at Texas, he returned punts for 477 yards and kickoffs for another 582 yards, including a 95 yarder for a TD vs. Boston College (1974).

PERSONAL: Married (Cindy)... has one daughter, Lindsey (2)... has degree in communications... wife attends New England School of Law... hobbies: hunting and fishing.

GAMES PLAYED/STARTED: 1977-14/1, 1978-16/16, 1979-16/16, 1980-16/16, 1981-16/16, 1982-9/9, 1983-16/16, 1984-16/16, 1985-16/16, 1986-16/16. Total: 151/138. Entering the 1987 season, Clayborn has 137 consecutive starts, a club record, and has played in 151 consecutive games (second to Gino Cap-pelletti, 152, 1960-1970).

DEFENSIVE STATISTICS

Year	G	Tackles		Sacks	QB Press.	Fum. Rec.	Pass Def.
		Solo	Assists				
1977	14	21	2	1	—	—	4
1978	16	51	17	—	—	1	12
1979	16	66	14	1	—	—	15
1980	16	53	2	—	—	1	9
1981	16	67	14	—	—	2	6
1982	9	26	16	—	—	1	11
1983	16	56	19	—	—	—	22
1984	16	44	18	—	—	—	15
1985	16	47	10	0	NA	0	16
1986	16	42	7	—	NA	2	16
Totals	151	473	119	2	—	7	146

INTERCEPTIONS

Year	G	No.	Yds.	Avg.	LG	TD
1977	14	0	—	—	—	—
1978	16	4	72	18.0	44	0
1979	16	5	56	11.2	27	0
1980	16	5	87	17.4	29	0
1981	16	2	39	19.5	39	0
1982	9	1	26	26.0	26	0
1983	16	0	—	—	—	—
1984	16	3	102	34.0	85	0
1985	16	6	80	13.3	38	1
1986	16	3	4	1.3	4	0
Totals	151	29*	466	16.1	85	1

*Club record (tied)

OTHER STATS: Kickoff Returns: 1977-28 for 869 yds. 3 TD, 1978-27 for 636 yds., 1979-two for 33 yds. Forced Fumbles: 1981-3, 1982-1.

PLAYOFF STATISTICS

GAMES PLAYED/STARTED: 1978-1/1, 1982-1/1, 1985-4/4, 1986-1/1. Total: 7/7.


DEFENSIVE STATISTICS

Year	G	Tackles		Sacks	QB Press.	Fum. Rec.	Pass Def.
		Solo	Assists				
1978	1	3	1	—	—	—	—
1982	1	5	4	—	—	—	—
1985	4	7	1	—	—	1	8
1986	1	2	0	—	—	—	2
Totals	7	17	6	—	—	1	10

INTERCEPTIONS

Year	G	No.	Yds.	Avg.	LG	TD
1985	4	1	0	0.0	0	0

OTHER STATS: Kickoff Returns: 1978-two for 68 yards.



TONY COLLINS 33

RB 5-11 222

EAST CAROLINA 7th year

DOB: 5-27-59 at Sanford, FL

HOW ACQUIRED: D-2, 1981 (47th)

PRO BOWL: 1984

PRO: Had another outstanding season as a pass receiver, with 77 catches for 684 yards and five receiving TDs in 1986; finished second on the team in receptions behind Stanley Morgan, as both broke previous team record for catches in one season of 66, set in 1984 by TE Derrick Ramsey...finished third on the team in receiving yards; was third on team in TD catches (5)...was fifth in the AFC in receptions and was 17th in the AFC in total yards...finished season as club's number two rusher with 412 yards on 156 carries (2.6 average) with long run of 17 yards and had second best rushing TD total on club (3)...led team in rushing yards five times, including playoff game (46 yards in five carries at Denver, on 1-4-87)...had his best rushing game with 56 yards on 18 carries at Jets on 9-11 and had nifty 5.6 average with 39 yards on just seven carries vs. Miami on 10-5... as receiver, had best game at LA Rams on 11-6 when had 10 catches (one shy of club record for catches in one game) for 66 yards and also had nine catches for 94 yards at Denver on 9-28...only had two games in which he did not catch a pass...had to leave game at Indianapolis, on 11-9, with rib injury...is team's third top career rusher with 4,173 yards on 1,044 carries for a 4.0 average; is also fourth on the team's all-time pass-receiving list with 217 catches for 1,909 yards (8.8 average)...earned the nickname The Blade over 1985 season with outstanding blocking that enabled C. James to run for 1,227 yards (2nd best in team history for a season)...had outstanding year

as well in pass-catching department with 52 catches (next nearest on team— Morgan and Fryar— had 39; had 549 yards, for 10.6 ave., with long of 49 and two TDs); had previous best year of catches in 1983 with 27...caught pass in all but one game over the 20-game season (none vs. Indy, on 11-10)...was 2nd on team in rushing during regular season with 657 yards in 163 carries for 4.0 ave. and 2nd on team in rushing TDs with three; also 2nd on team in playoff rushing with 119 yards in 35 carries for 3.4 ave...had two TD catches from James over 1985 (at Buffalo, on 9-22, from five yards out and at Tampa, on 10-27, with 11 yarder)...had TD catch of four yards from Eason at Miami in AFC title game, on 1-12, with four yarder, giving NE lead for good in 2nd quarter...started all 20 games in 1985...in 1984, Tony was the team's third top rusher with 550 yards in 138 carries (4.0 avg.)...he was the team's starter the first five games of '84 before Tatupu took over at Cleveland (10-7); Collins thus had 30 game starting streak end...he became the team's kickoff return man at Denver (11-4), and had team's season-best of 35 in his first return...he also had a 46 yard return (team's best for season) in that game to help set up FG; had 34.7 average in that game, with 104 yards in 3 returns...was a Pro Bowler in '83, having led the team in rushing his first three seasons...he spent most of the 1983 season as one of the top five rushers in the AFC and finished the season in the sixth spot with 1,049 yards on 219 carries for a 4.8-yard average while scoring ten TDs...his 1,049 yards were the third most in a season by a Patriots' back at the time and marked only the fourth time (Sam Cunningham in 1977 and Jim Nance in 1966 and 1967) in club history that a back rushed for more than 1,000 yards in a season...in the third week of the '83 season, he also broke the club mark for yards rushing in a game by tearing up the Jets (9-18-83) for 212 yards on 23 carries in a 23-13 win...that effort was the best rushing day in the AFC in '83 and second in the league to only James Wilder's 219 yards vs. Minnesota (11-16)...he also tied a club record for rushing TDs in a game with three scores...the previous club yardage mark of 208 yards was set by Jim Nance in 1966...also ran for 147 yards and one TD on 23 carries in the Patriots' 31-0 win at Buffalo on 10-23-83...was the Patriots' second leading receiver with 27 receptions for 257 yards...as a rookie in '81, he set the club's rookie rushing record with 873 yards on 204 carries and led the club in 1982 with 632 yards on 164 yards...during the 1982 season, Tony spent most of the season near the top of the NFL rushing ladder, finally finishing the year fifth in the AFC and seventh in the league, only one yard behind Joe Cribbs of Buffalo...while he was the Patriots' most productive rusher, he also finished as the team's second leading receiver in '82, grabbing 19 passes for 187 yards and two TDs...as a rookie, he started 11 of the first 12 games...Tony had the top team rushing effort of 1981 and his only 100-yard game when he ran for 103 yards on 22 carries at Washington (10-25)...Tony's combined yardage total (rushing-receiving-returns) of 1,893 yards was bettered in the AFC by only James Brooks of San Diego, who had a 2,093 combined total yardage output...in his first pro game, he rushed 15 times for 81 yards, caught three passes for another 48 yards and added 65 more yards on three kickoff returns against Baltimore (9-6)...Tony was the 11th RB and 47th player taken in the 1981 draft.

COLLEGE: A super productive three-year starter for the Pirates, he gained an average of 9.3 yards every time he touched the ball...as a junior he averaged 154.1 all purpose yards per game while leading ECU with 1,130 yards on 154 carries (7.34 avg.)...running from wishbone attack as a junior, he ran for 14 TDs and over 100 yards in five games...an excellent kickoff returner, upon graduation Tony held his school's season records for most KORs (37), total KOR yards (990) and longest KO return — 100 yards for a TD vs. both Florida State and N.C. State.

PERSONAL: Married (Samera)...has a daughter, Colette (2), and a son, Conredge (1)...played for Patriots basketball team during the off-season...is an active member of the Patriots' Celebrity Bureau and participant in many Massachusetts and Rhode Island Special Olympic programs... is the second youngest in a family of 16 children that includes nine boys and seven girls...worked for father's construction business while growing up in his hometown of Penn Yan in Central New York State.

GAMES PLAYED/STARTED: 1981-16/11, 1982-9/9, 1983-16/16, 1984-16/5, 1985-16/16, 1986-16/15. Total: 89/72.

Year	RUSHING						RECEIVING					
	G	No.	Yds.	Avg.	LG	TD	No.	Yds.	Avg.	LG	TD	
1981	16	204	873	4.3	29	7	26	232	9.0	22	0	
1982	9	164	632	3.9	54	1	19	187	9.8	33	2	
1983	16	219	1049	4.8	50t	10	27	257	9.5	20	0	
1984	16	138	550	4.0	21	5	16	100	6.2	19	0	
1985	16	163	657	4.0	28	3	52	549	10.6	49	2	
1986	16	156	412	2.6	17	3	77	684	8.9	49	5	
Totals	89	1044	4173	4.0	54	29	217	2009	9.3	49	9	

Single Game Career Highs

Most Carries—32 vs. Houston 11-28-82
 at Seattle 12-19-82
 Most Yds. Rushing—212 vs. NY Jets
 9-18-83
 Longest Run—54 at Baltimore 9-12-82
 Most TD's Rushing—3 vs. NY Jets 9-18-83
 Most Receptions—10 at LA Rams 11-16-86

Most Yds. Receiving—109 at Tampa Bay 10-27-85
 Longest Reception—49 at Tampa Bay 10-27-85
 vs. Atlanta 11-2-86

100 Yard Rushing Games

1981—at Washington (10-25) 22-103-1 (13)
 1982—at Baltimore (9-12) 21-137-0 (54)
 vs. Houston (11-28) 32-161-0 (20)
 at Seattle (12-19) 32-103-0 (11)
 1983—vs NY Jets (9-18) 23-212-3 (39t)
 at Buffalo (10-23) 23-147-1 (50t)
 vs. Buffalo (11-6) 21-100-1 (14)
 1984—vs. Seattle (9-16) 20-107-0 (21)

100 Yard Receiving Game


1985—at Tampa Bay (10-2) 6-109-1

OTHER STATS: Kickoff Returns: 1981-39 for 773 yds, 1984-26 for 544 yds. Punt Returns: 1981-three for 15 yds. Passing: 1981-zero for one. Fumbles: 1981-8, 1982-5, 1983-10, 1985-6, 1986-4. Fumble Recoveries: 1981-2, 1982-2, 1983-2, 1984-3, 1985-2, 1986-1.

PLAYOFF STATISTICS

GAMES PLAYED/STARTED: 1982-1/0, 1985-4/4, 1986-1/1. Total: 6/5.

Year	G	RUSHING					RECEIVING				
		No.	Yds.	Avg.	LG	TD	No.	Yds.	Avg.	LG	TD
1982	1	7	35	5.0	7	0	1	17	17.0	17	0
1985	4	35	119	3.4	14	0	8	56	7.0	11	1
1986	1	5	46	9.2	23	0	4	46	11.5	20	0
Totals	6	47	200	4.3	23	0	13	119	9.2	20	1

**LIN DAWSON 87**

TE 6-3 240

NORTH CAROLINA ST. 6th year

DOB: 6-24-59 at Norfolk, VA

HOW ACQUIRED: D-8b, 1981 (212th)

PRO: Spent the entire 1986 season on Injured Reserve due to a left knee injury that he suffered in the team's first series of play in Super Bowl XX (vs. Bears at the Louisiana Superdome)...in 1985 started in all but three regular season games (2nd, 3rd and 4th games of year; suffering from hamstring injury)...had 17 catches over regular season to be one of eight Patriots to have 10 or more catches (had 148 yards for 8.5 ave., with long of 26); added three playoff catches for 33 yards for 11.0 ave., including a 1st quarter 13 yard TD at LA Raiders, on 1-5—this was his only TD of year...the 1984 season was Lin's finest, as he caught 39 passes for 427 yards (10.9 avg.) and four TDs...number of receptions and yardage in '84 were more than his three previous seasons... had best day come at Jets (9-30-84) with 6 catches for 84 yards with five of his catches coming the first half...he had his longest catch of the season come in that game, a 27-yarder... was voted 2nd alternate for the Pro Bowl in '84...won the starting tight end spot early in the '83 season, but missed three games due to a left knee injury sustained mid-way through the season...he underwent arthroscopic surgery on 10-10-83 and returned to action two weeks later to complete the season...in starting ten games, he had nine receptions for 84 yards and one TD...his only TD reception of the year was a spectacular left-handed grab in the endzone at Miami (9-11-83)...he alternated at the tight end spot in '82, starting in four of eight games played... with 13 receptions for 160 yards, Lin was the Patriots' fourth leading receiver in '82... missing only one game with a sore heel, he started three times as a rookie, including each of the last two games after regular starter Don Hasselbeck succumbed to knee surgery...was a regular on special teams in his first campaign and recorded eight tackles.

COLLEGE: Played in all 44 games while with Wolfpack, finishing college career as the school's ninth all-time leading receiver...although NC State was not a pass-oriented team, Lin caught 11 passes for 116 yds. and one TD his senior year... was a key member of Wolfpack offense in '79, finishing second on reception list with 15 catches for 201 yds. and one TD, the year NC State won the ACC championship.

PERSONAL: Married (Margo)...has one son, Jamar (1)...has Masters of Religion degree from Gordon-Conwell Seminary.. involved in a number of charities (Friends of Wrentham, Jimmy Fund and Multiple Sclerosis in North Carolina)...spends off-season traveling to high schools for Students Against Drunk Driving (SAAD) and also for the Say No To Drugs campaign...also speaks to various civic and religious organizations (Lin Dawson Ministries)...is a staff evangelist for Mt. Sinai Holy Temple in Columbus, Ohio, where brother, Rev. Harry Bellinger, is Pastor...also is a staff evangelist for the First Baptist Church in Icard, NC...he serves as chapel leader for Patriots team...in 1985 was named Who's Who Among Black Americans...is involved in Big Brother and Big Sister program...is youngest in a family of three boys...hobbies: boating, salt water fishing...is from the same hometown (Kinston, N.C.) as teammate Ron Wooten.

GAMES PLAYED/STARTED: 1981-15/3, 1982-8/4, 1983-13/10, 1984-16/15, 1985-16/13, 1986-On Injured Reserve List Entire Season. Total: 68/45.

RECEIVING

Year	G	No.	Yds.	Avg.	LG	TD
1981	15	7	126	18.0	42	0
1982	8	13	160	12.3	26	1
1983	13	9	84	9.3	14	1
1984	16	39	427	10.9	27	4
1985	16	17	148	8.7	26	0
1986	On Injured Reserve List Entire Season					
Totals	68	85	945	11.1	42	6

Single Game Career Highs

Most Receptions—6 at NY Jets 9-30-84

5 vs. NY Jets 10-28-84

at Indianapolis 11-18-84

Most Yds. Receiving—84 at NY Jets 9-30-84

56 vs. NY Jets 10-28-84

at Baltimore 12-21-81

Longest Receptions—42 at Baltimore 12-20-81

27 at New York Jets 9-30-84

26 vs. Indianapolis 11-10-85

Longest TD Receptions—23t at Pittsburgh 12-26-82

13t at LA Raiders (Playoffs) 1-5-86

12t at Miami 9-11-83

Most TD Receptions—1 (done seven times). Most recent: 1-5-86 at LA Raiders (playoffs);

regular season-vs. Indianapolis, 12-16-84.

OTHER STATS: Fumbles: 1985-1. Fumble Recoveries: 1984-1, 1985-1.

PLAYOFF STATISTICS


GAMES PLAYED/STARTED: 1982-1/1, 1985-4/4. Total: 5/5.

RECEIVING

Year	G	No.	Yds.	Avg.	LG	TD
1982	1	4	49	12.3	17	0
1985	4	3	33	11.0	13t	1
Totals	5	7	82	11.7	17	1

FOR THE RECORD...

The Patriots finished the 1986 season as the second highest scoring club in the league. The Patriots scored 412 points (25.8 average; Miami led with 430 points for a 26.9 average). There were only three teams to finish with more than 400 points in the league, and all were in the AFC (Cincinnati was the other, with 409 points).



STEVE DOIG 59

LB 6-2 240

NEW HAMPSHIRE 5th year

DOB: 3-28-60 at Melrose, MA

HOW ACQUIRED: FA, 1986

PRO: Suffered quad and foot injury that put him on Injured Reserve August 26th and taken off Sept. 30th when waived, but was recalled Nov. 18th, dressing the final five regular season games... had fumble recovery at Miami (12-22) in final regular season game, recovering fumble off kickoff return in first quarter...played mostly on special teams, including in playoff game at Denver (1-3-87)...was a reserve inside linebacker with the Detroit Lions from 1982-84; was cut by first-year head coach Darryl Rogers during training camp in 1985...in limited action during Detroit's pre-season, had one assisted tackle...released on Aug. 27th in cutdown to 50...selected 3rd round of 1982 draft, 69th player chosen overall...in rookie season, saw most of his action on special teams in playing in all nine games in strike-shortened season...also played in Lions' 31-7 loss to Washington in opening round of that season's Super Bowl Tournament and finished season with 10 total tackles (seven unassisted)...ankle injury in 1983 kept him out of six games, but played on special teams over nine games (making eight total tackles, seven solos)...his best season was in 1984 when played in all 16 games, including the only three starts of his career (for injured Ken Fantetti); besides special teams play that season, was middle linebacker in short-yardage and goal-line situations...finished with 19 tackles (17 first-hits).

COLLEGE: One of the best defensive players ever to play at the University of New Hampshire...finished career in 1981 with school records for unassisted tackles (182), assisted tackles (252) and total tackles (434)...faced decision between hockey (was a goalie) and football, after playing both as a freshman...weight training for football made him too muscular to continue hockey, and he concentrated on football his final three years... registered 195 total tackles his senior year, and became first defensive player named ECAC Player of Year...also named team's MVP, Yankee Conference Player of Year (earned conference's Player of Week honor four times)...was ECAC Player of Week three times...selected for Blue-Gray game (was a defensive captain)...made minimum of 10 tackles in all 10 UNH games in 1981...registered 10 or more stops eight times...had 25 tackles (13 solos) against UConn (forced a fumble and intercepted pass) and had 24 tackles vs. Lafayette...as junior in 1980, had 120 total tackles (49 solos) and two interceptions...named Yankee Conference second team, first team All-ECAC and UPI honorable mention All-New England...also went over 100-tackle mark as sophomore, 1979, when had 31 first-hits and 70 assists for 101 total; also two interceptions...as frosh, made 13 solo tackles and had five assists.

PERSONAL: Single...attended North Reading (Ma.) HS...still resides in North Reading.


GAMES PLAYED/STARTED: 1982-9/0, 1983-9/0, 1984-16/3, 1985-Did not play in the NFL, 1986-5/0. Total: 39/3.

DEFENSIVE STATISTICS

Year	Club	G	Tackles		Sacks	QB Press.	Fum. Rec.	Pass Def.
			Solo	Assists				
1982	Det.	9	7	3	—	—	—	—
1983	Det.	9	7	1	—	—	—	—
1984	Det.	16	17	2	—	—	—	—
1985	Did Not Play Professional Football							
1986	NE	5	1	0	—	—	1	—
Totals		39	32	6	—	—	1	—

PLAYOFF STATISTICS

GAMES PLAYED/STARTED: 1982-1/0 (with Detroit), 1986-1/0. Total: 2/0.



REGGIE DUPARD 21

RB 5-11 205

SMU 2nd year

DOB: 10-30-63 at New Orleans, LA

HOW ACQUIRED: D-1, 1986 (26th)

PRO: The team's number one draft choice in 1986, he had a particularly frustrating season as he suffered severe turf toe injury in the preseason and was placed on the Injured Reserve list prior to the start of the regular season...came off IR on 11-14 and finished season with 39 yards in 15 carries (2.6 average)...played in the team's final six regular season games and playoff game at Denver...had his best game vs. San Francisco, on 12-14, with 22 yards on five carries...had three kickoff returns for 50 yards, 16.7 average with long of 21.

COLLEGE: Concluded his collegiate career by leading the SWC in rushing with 1,278 yards on 235 carries for a 5.4 ave. (116.2 yards a game), with 14 TDs, although alternating position with Jeff Atkins (for Pony Express II)...was 8th in nation in rushing...had 132.5 total yards a game, with 180 coming on 11 catches, 16.4 ave...finished his career with 3,772 yards rushing on 644 carries for a 5.9 ave. (104.8 yards a game), with 41 TDs and a long run of 71 yards (coming his junior year); added 26 catches for 318 yards, a 12.2 ave., with no TDs and long catch of 65 yards (as a junior)...ended his career 3rd in SWC rushing behind Earl Campbell and Eric Dickerson (3,772 yards; Craig James had 3,742 yards)...owns 3rd, 4th and 5th best rushing seasons in SMU history...rushed for 100-plus yards in 18 games in his career and rushed for more than 1,000 yards three straight years...had games of 184 yards (31 carries vs. Houston) and 182 yards (21 carries vs. TCU)...led league in scoring with 96 points during senior season (16 rushing TDs), as he had his best year as rusher and receiver...was 2nd team AP All-America, 2nd team UPI All-America, Pro Football Writers of America All-America and NEA 2nd team All-America...selected to the Hula Bowl all-star game as well as North-South game...as a junior, in 1984, Reggie was the 2nd top rusher in the SWC and 12th in the nation with 1,160 yards (on 197 rushes for a 5.9 ave., with 16 rushing TDs)...he averaged 105.5 rushing yards a game...had six 100-plus rushing games over the season and went on to earn All-SWC honors...had 191 yards, a career best, vs. Nevada-Las Vegas (also the 8th best single game in the school's history)...finished season in 23rd place for all-purpose yards (118.6 yards rushing, receiving and KO returns in NCAA)...his 96 points for the season was 4th best in the school's history and his 1,274 total offense yardage was the 5th best in SMU history...as a sophomore in 1983, led league in rushing with 1,249 yards on 197 carries (10th best in school history and rushing yardage set league mark by a sophomore) for a 6.3 ave., with nine rushing TDs and a long run of 69 yards...*Dallas Morning News* named him SWC Offensive Player of the Year...was 2nd to Nebraska's Mike Rozier with 6.3 yards per carry...the SMU rushing record for a sophomore that he set in 1983 is his biggest collegiate thrill...in 1982, played behind Craig James and Eric Dickerson...in 1st college game, vs. Tulane, had 65 yards and two TDs on just four rushes.

PERSONAL: Single...majored in psychology...hobbies: dancing to upbeat music, listening to music...grew up playing tackle football (at age nine) against kids six, seven and eight years older...in high school, at the John Curtis Christian School in River Ridge, La. (AA school that completed against AAAA schools), was all-state and three-time all-district...earned MVP honors for district as senior by rushing for 1,873 yards (11.5 yards per carry) and scored 22 TDs, including four on KO returns and five on punt returns...as senior, had a 100-yard kickoff return in one game...Curtis High won three straight state championships...as junior, named all-district running back and as sophomore named all-district cornerback (only year to play defense)...son of Jonas, a construction worker, and Inez, a housewife; one of five children (four boys, one girl).

GAMES PLAYED/STARTED: 1986-5/0 (On Injured Reserve 9-2 to 11-14).

RUSHING


Year	G	No.	Yds.	Avg.	LG	TD
1986	5	15	39	2.6	11	0

OTHER STATS: Fumbles: 1986-1. Kickoff Returns: 1986-three for 50 yards.

PLAYOFF STATISTICS

GAMES PLAYED/STARTED: 1986-1/0.

RUSHING						
Year	G	No.	Yds.	Avg.	LG	TD
1986	1	5	18	3.6	8	0



TONY EASON 11

QB 6-4 212

ILLINOIS 5th year

DOB: 10-8-59 at Blythe, CA

HOW ACQUIRED: D-1, 1983 (15th)

PRO: The 1986 season was another fine one for Eason as he connected on 276 of 448 passes for an outstanding 61.6% (3,328 yards, with 19 TD's and 10 interceptions)...finished fourth in the NFL (third in the AFC) in rating points at 89.2...finished season with club records for completions and passing percentage as well as tossing the second most passes in one season by a Patriot quarterback (just 26 shy of the team mark for passes thrown in a season)...also set club record for yards passing in one season...also set club record for yards passing in one game when he threw for 414 yards vs. Seattle (9-21) in a 38-31 loss (third time in club history someone has thrown for more than 400 yards)...also threw for 375 yards at the LA Rams on 11-16 when he made good on 36 of 52 passes (both the attempts and number of passes completed in that Rams outing are new Patriot records)...was named the AFC's Offensive Player of the Week for his play vs. LA Rams...started all but two games during regular season (missed vs. Jets on 10-21 and at Pittsburgh on 10-19 when ailing from rib injuries suffered vs. Miami on 10-5; had to leave at Miami game of 12-22 because of neck injury ...set another team record by not throwing an interception until 11-2, vs. Atlanta (179 consecutive passes thrown with an interception)...had two sterling TD passes in closing minutes of games—13 yarder to TE Greg Baty with 1:40 remaining vs. Buffalo on 11-23 (22-19 win) and had a last-play, "hail Mary" 25 yard TD to WR Irving Fryar at LA Rams on 11-16 to win that game (30-28 score)...ran for 170 yards on 35 carries (4.9 average) with long run of 26 yards; led the team in rushing for two games—at Buffalo, on 10-26, with 55 yards on four carries and at Indianapolis, on 11-9, with 35 yards on 11 carries...for his career, ranks fourth in team's history for passing yards (9,269; Jim Plunkett third at 9,932)...has finest completion percentage in team's history for anyone throwing 100 or more passes (is at 58.8%, 749 of 1,273 passes with 54 TD's and just 40 interceptions)...in 1985, went 168 of 299 for 2,156 yards over season in starting 14 games (first six and the last eight of 20-game season); went 29 of 48 for 60.4% in playoffs for 367 yards with five TDs and no interceptions...hit C. James for 90 yard TD at Chicago, on 9-15, in lone TD of game—for NE (and Soldiers Field) record (old mark 88 yarder from Jim Plunkett to Randy Vataha in 1971 at Baltimore)...led team to Super Bowl, coming off bench for injured Grogan in 2nd quarter at NY Jets the 12th week of season, on 11-24...was replaced in lineup by Grogan when suffered a 2nd degree sprain of left shoulder on sack by Bruce Smith vs. Buffalo, 10-13...in playoffs, had outstanding game in wildcard playoff game at NY Jets, going 12 of 16 for 179 yards with no interceptions and a 36 yard TD to Morgan in 2nd quarter...had a NE playoff team record of three passing TDs vs. Miami, 1-12...went 10 of 12 for 71 yards in AFC title game at Miami in 1985 playoffs....he came into the 3rd game of the season in '84 (vs. Seattle on 9-16-84) with the Patriots down, 23-0, midway through the 2nd quarter, and ran a 25-yard TD that led to a 38-23 win, the finest comeback in the 25 years of the franchise...he was named the AFC's Offensive Player-of-the-Week for the Seattle game as hit on 12 of 22 passes for 126 yards and two TDs...because of that Seattle outing, he gained the starting position the rest of the season...he finished the season as the third-rated QB in the NFL (behind Marino and Montana) and 2nd best rating in AFC...had seven games in which he did not throw an interception in '84 season; he completed 20 or more passes in six of his 14 starts...he threw fewer interceptions than anyone in NFL (with 150 or more passes in season); had a 1.9 interception percentage and next closest was Montana at 3.2%...he threw seven TD passes over two straight weeks (4 at Indy on 11-18 and 3 vs. Buffalo

on 11-11)...at Indy on 11-18, he and Mike Kerrigan combined for new team record for most different receivers in a game with 11 (Eason 10 receivers, Kerrigan one), breaking the old record of 10 that Eason set at Jets on 9-30...Tony was voted 2nd alternate Pro Bowl...the Patriots had a team record passing yardage in a season in '84 (3,685) with previous record of 3,218 in 1979; also team had record number of passes attempted in a season (500, old mark 482 in '82) and completed passes in a season (292, old mark 254 in '81)...ended a 141 passes without an interception streak on final play of the first half vs. Bengals on 10-14 on desperation pass...made his first regular season appearance at Miami (9-11-83), completing four of four pass attempts for 58 yards...in the twelfth game of the season vs. Cleveland, starting QB Steve Grogan suffered a fracture to his left fibula and Tony stepped in to complete the season compiling a 2-2 record...game at Seattle (12-18), he found TE Derrick Ramsey on a quick out to record his first TD pass...the Patriots' top pick in '83, he was the fourth of six QB's selected in the first round and the 15th player taken overall...was only the third QB to be selected in the first round by the Patriots in club history (Jim Plunkett, 1971, and Jack Concannon, 1964).

COLLEGE: Highly-regarded college QB who made a smooth transition from junior college to record-breaking Division 1-A quarterback...in just two seasons, he became the Big Ten career passing yardage leader (6,608)...held every Big Ten season passing record upon graduating...ended college career with nine NCAA passing and total offense marks...joined Jim McMahon (Chicago Bears) as only QBs in NCAA history to pass for over 3,000 yards twice...rewrote Illinois record book while setting every school season and career passing mark...threw for over 400 yards twice, over 350 yards five times, over 250 yards seven times...career high 479 yards passing (51-37-2 and 1 TD) helped rally club to a 23-21 victory over Wisconsin (10-23-82)...redshirted during 1980 season after transferring from American River College in Sacramento, CA, where he played in '78 and '79.

PERSONAL: Single...graduated from Illinois with a degree in Physical Education...involved in a number of charities, he has set up a College Scholarship fund at his alma mater, Delta High, in his hometown of Walnut Grove, CA...he is also involved in donating funds to the University of Illinois Boys Club of Champaign and to the Wrentham State School, a school for the mentally handicapped in Wrentham, MA...his brother, Bo, was a standout safety at Cal-Davis and now plays with the Houston Oilers (2nd round pick in '84)...lists golf, tennis and fishing among his favorite hobbies...All-Northern California as prep player at Delta High...lettered three times in football and twice each in basketball and baseball...comes from a family of six children...full name is Charles Carroll Eason IV.

GAMES PLAYED/STARTED: 1983-16/4, 1984-16/13, 1985-16/10, 1986-14/14. Total: 62/41.

PASSING

Year	G	Att.	Comp.	Pct.	Yds.	TD	Int.	LG	LAP
1983	16	95	46	48.4	557	1	5	35	16-139
1984	16	431	259	60.1	3228	23	8	76t	59-409
1985	16	299	168	56.2	2156	11	17	90t	28-229
1986	14	448	276*	61.6*	3328	19	10	49	43-336
Totals	62	1273	749	58.9*	9269	54	40	90t	146-1113

*Club Records

RUSHING

Year	G	No.	Yds.	Avg.	LG	TD
1983	16	19	39	2.1	12	0
1984	16	40	154	3.9	25t	5
1985	16	22	70	3.2	23	1
1986	14	35	170	4.9	26	0
Totals	62	116	433	3.7	26	6

Single Game Career Highs

Pass Attempts — 52 at LA Rams 11-16-86 (Club Record)

Completions — 36 at LA Rams 11-16-86 (Club Record)

Yards Passing — 414 vs. Seattle 9-21-86 (Club Record)

Highest Percentage — 75% (12-16) vs Miami 10-5-86, (21-28) vs. Green Bay 9-8-85
(100% 4-4 at Miami 9-11-83)

Longest Completion — 90t to Craig James at Chicago 9-15-85 (Club Record)
 TD Passes — 4 at Indianapolis 11-18-84
 Interceptions — 3 at Chicago 9-15-85, vs. LA Raiders 9-29-85 and at Miami 12-16-85
 Times Sacked — 10 at Dallas 11-22-84
 Rushing Attempts — 11 at Indianapolis 11-16-86
 Rushing Yards — 55 at Buffalo 10-26-86
 Longest Run — 26 at LA Rams 11-16-86
 25t vs. Cincinnati 10-14-84

EASON'S PASSING VS. EACH TEAM

1983-86

(Regular Season Only)

—BEST GAME—

Team	*GP	ATT- COMP	Yds.	Int.	TD	DATE	ATT- COMP	Yds.	TD
Indianapolis	5	149/97	1199	2	11	12-1-85	28/20	293	3
NY Jets	5	160/101	1155	2	6	9-30-84	42/28	354	3
Buffalo	5	130/84	827	6	4	11-23-86	33/24	229	1
Miami	4	84/55	808	3	7	10-21-84	29/19	313	3
Seattle	3	89/48	644	1	6	9-21-86	45/26	414	3
Cincinnati	3	77/41	587	4	1	12-7-86	40/22	255	0
LA Rams	2	73/48	547	3	2	11-16-86	52/36	375	2
Denver	2	75/44	541	1	3	11-4-84	38/21	313	1
Cleveland	3	70/38	516	3	2	10-6-85	38/20	304	1
New Orleans	2	48/25	301	1	1	11-30-86	38/22	271	1
Atlanta	1	31/15	263	1	1	11-2-86	31/15	263	1
Washington	1	31/21	254	0	1	9-23-84	31/21	254	1
Green Bay	1	28/21	241	1	1	9-8-85	28/21	241	1
Chicago	1	35/15	234	3	1	9-15-86	35/15	234	1
San Francisco	1	37/22	227	2	2	12-14-85	37/22	227	2
Dallas	1	38/19	204	1	1	11-22-84	38/19	204	1
LA Raiders	1	36/13	200	3	1	9-29-85	36/13	200	1
Philadelphia	1	28/12	194	1	1	12-9-84	28/12	184	1
St. Louis	1	32/16	191	1	1	12-9-84	28/12	184	1
Detroit	1	22/14	136	1	1	12-8-85	22/14	136	1
Totals	44	1273/749	9269	40	54				

*Note: Represented are only games where Eason had at least one pass attempt.

OTHER STATS: Fumbles: 1983-5, 1984-7, 1985-3, 1986-5. Fumble Recoveries: 1983-1, 1984-2, 1986-3.

PLAYOFF STATISTICS

GAMES PLAYED/STARTED: 1985-4/4, 1986-1/1. Total: 5/5.

PASSING

Year	G	Att.	Comp.	Pct.	Yds.	TD	Int.	LG	LAP
1985	4	48	29	60.4	367	5	0	39	9-75
1986	1	24	13	54.2	194	2	0	45t	6-44
Totals	5	72	42	58.3	561	7	0	45t	15-119


RUSHING

Year	G	No.	Yds.	Avg.	L G	TD
1985	4	12	3	0.3	3	0
1986	1	2	23	11.5	13	0
Totals	5	14	26	1.6	13	0

OTHER STATS: Fumbles: 1986-1.

FOR THE RECORD...

Tony Eason has the best passing percentage of any quarterback in the team's history (with 100 or more completions). He has a 58.8 completion percentage in hitting on 749 of 1,273 pass attempts (9,269 yards). Steve Grogan, who has been with the team since the 1975 season, has completed 1,545 out of 2,939 passes for a 52.5% (22,557 yards). Babe Parilli (1961-67), had a 47.2 completion percentage in going 1,140 of 2,413 (16,747 yards). Jim Plunkett (1971-75) had a 48.5 completion percentage in going 729 of 1,503 (9,932 yards).

**PAUL FAIRCHILD 66**

OG 6-4 270

KANSAS 4th year

DOB: 9-14-61 at Carroll, IA

HOW ACQUIRED: D-5, 1984 (124th)

PRO: Had tough shoes to fill in 1986, stepping into the position that future Hall of Famer John Hannah played, the left guard position, after Hannah retired in July of 1986...won the job during the preseason with sterling play...started all but one game over the season (missed at New Orleans game, on 11-30, with groin injury)...was hurt by foot injury in the latter half of the schedule—suffered in 2nd quarter of Atlanta game, on 12-7, and had to leave game...had to leave the game the following week—vs. San Francisco, on 12-14—with bruised foot in fourth quarter...in 1985, had an outstanding preseason...was especially solid in the final preseason game, at LA Rams, on 8-31, when performed well, despite being exhausted (team had numerous injuries in offensive line, and he had to stay in)...in regular season, used mainly on special teams in playing in all 16 games (also played in all four playoff games)...replaced injured guard Ron Wooten (ankle) at Tampa Bay, on 10-27...started in two games over regular season, vs. Miami on 11-3, in 1st career pro start, and at Indy on 12-1—both times in place of the injured Wooten at right guard...replaced injured Wooten (knee) in 2nd half at NY Jets, 11-24...In his rookie season of 1984, Paul was active for all 16 games, and appeared in seven in what was a developmental season...progress was set back a bit in training camp when he suffered knee injury.


COLLEGE: Was one of the KU captains as a junior and senior, marking only the second time in KU history that a player served as a captain for two seasons...was the top offensive lineman for the Jayhawks throughout his senior year as team set 20 offensive school records over the campaign...KU also finished fourth in the country in pass offense in 1983...considered the strongest player on his team, he was named his team's Offensive Player-of-the-Week by the KU coaching staff three times his senior year...played in Japan Bowl as well as Blue-Gray Game...transferred from Ellsworth (KS) Junior College where he was All-League.

PERSONAL: Married (Michelle)...graduated with a degree in Personnel Administration...was an all-state football player at Glidden Ralston HS in Ralston, Iowa; also lettered in track and baseball...enjoys working out...lists hunting as his hobby.

GAMES PLAYED/STARTED: 1984-7/0, 1985-16/2, 1986-16/15. Total: 39/17.

PLAYOFF STATISTICS

GAMES PLAYED/STARTED: 1985-4/0, 1986-1/1. Total: 5/1.

**SEAN FARRELL 62**

OG/OT 6-3 260

PENN STATE 6th year

DOB: 5-25-60 at Southampton, NY

HOW ACQUIRED: T-Tampa Bay, 1987

PRO: A big improvement the Patriots made during the off-season was by obtaining Sean from Tampa Bay in trade for 2nd, 7th and ninth round draft choices in 1987...known for his outstanding quickness, intelligence and intensity, has been a starter since being selected in first round of 1982 draft (17th player selected)...also

tremendously powerful (can bench press 520 pounds) and runs 40 in 4.75...an outstanding guard, he has also played the left tackle position (pressed into service there for three starts in 1985; also had four starts at left tackle spot in 1982 rookie season)...in 1986, started 15 games at right guard (started 59 of 63 games he played for Tampa Bay with 52 games at right guard, four games at right tackle and three at left tackle)...in 1985 and 1984, Tampa Bay running back James Wilder had 1,000-yard seasons behind Sean's blocking (1,544 in 1984 and 1,300 in 1985)...in 1985, had 11 starts at right guard and three at left tackle (filling in for injured player)...missed two games—vs. New England on 10-27-85 with hamstring pull and vs. Detroit (11-24-85) after arthroscope on knee...in first start at left tackle, at NY Giants on 11-3-85, held NFC sack leader Leonard Marshall to no sacks...in 1984, was picked as an alternate to the Pro Bowl and also named first team All-Pro by the Sporting News...in 1984, played in 15 games—14 starts—at right guard, missing Detroit game of 10-14 with hip bruise (although played entire second half); played entire game at Green Bay (12-1) with banged up knee...had frustrating 1983 season, missing six games with an aggravating hamstring pull that he reinjured twice in practice before he could return (started three games that 1983 season before pulling hamstring vs. Minnesota on 9-18)...went on to start next six games...started first NFL game in 1982 season opener at Minnesota (9-12; missed second game start vs. Washington on 9-19 because of calf injury, although played in game)...first game at tackle in playing final four games of rookie season came vs. Mark Gastineau of the NY Jets (12-12-82), holding him to no sacks in 37 Tampa Bay passes...finished 1982 season with three starts at right guard and four at right tackle, plus one start in Dallas playoff game (1-9-83) back at right guard.

COLLEGE: Was the most decorated senior offensive lineman in the country in 1981 and finished second to junior Dave Rimington in Outland trophy voting...was the only offensive line finalist for Lombardi Trophy...Penn State went 28-8 his three years as starter—10-2 in 1981, beat USC in Fiesta Bowl, 26-10; beat 10-2 in 1980, beating Ohio State, 31-19, in Fiesta Bowl and 8-4 in 1979, beating Tulane, 9-6, in Liberty Bowl...Penn State was 3rd ranked in both AP and UPI his senior year and eighth in 1980...was first team All-American guard on every major team (AP, UPI, NEA, Football Coaches, Football Writers, The Sporting News, Football News) in 1981 and AP second team All-America as junior in 1980...Penn State averaged 402.2 yards a game in total offense in 1981...teamed with Mike Munchak (drafted by Houston as eighth player overall in 1982) to form one of the best guard tandems in college football history...scored TD with endzone fumble recovery in final regular season game of career, vs. Pitt...played in East-West Shrine Game and Japan Bowl...was a defensive lineman when he arrived at Penn State and was quickly moved to guard.

PERSONAL: Single...graduated with degree in general arts and sciences...graduated from Westhampton Beach (NY) HS where he was football captain (played linebacker and fullback)...was valuable player of school hoop team as junior (did not play basketball as senior)...outstanding discus thrower in HS, he once placed second in a national meet and represented United States in junior international competition with career best of 195-5...was National Football Foundation Hall of Fame Scholar-Athlete...has fierce interest in business and economics, he is a successful account executive with Prudential-Bache, with offices in Schenectady (NY) and Tampa...father, Donald, is a general surgeon, who played football at Columbia...older brother, Lee, played football at Syracuse...was nicknamed "Dirt Man" by Penn State running back Curt Warner (now with Seattle Seahawks) because he was leader of Nittany Lion offensive line known as the "Dirt People."

GAMES PLAYED/STARTED: 1982-9/7, 1983-10/9, 1984-15/14, 1985-14/14, 1986-15/15. Total: 63/59.


PLAYOFF STATISTICS

GAMES PLAYED/STARTED: 1982-1/1.

FOR THE RECORD...

The Patriots were 8-1 in games in which they scored the first points last season (3-1 in Foxboro; 5-0 away from Foxboro). Their opponents were 5-3 in games they scored the first points (3-1 in Foxboro, 2-2 away from Foxboro).

The Patriots were 4-0 when they scored the first points of a game on a field goal, were 3-1 when those first points came on a TD and were 1-0 when the first points were on a safety.



TONY FRANKLIN 1

K 5-8 182

TEXAS A&M 9th year

DOB: 11-18-56 at Big Spring, TX

HOW ACQUIRED: T-Philadelphia, 1984

Right, bare-footed soccer style kicker
Pro Bowl: 1987

PRO: Had his finest year as a pro as he led the NFL in scoring with 140 points (first Patriot to lead NFL in scoring since John Smith did it in 1980), going 32 of 41 in field goals (78.0%) and 44 of 45 in PAT kicks...led league in field goals-made and tied for league-lead in field goals attempted...was hot from the very start of the season, kicking four field goals in the season opener (from 38, 39, 49, and 25) and also had three PAT kicks for 15 points in that game, vs. Indianapolis on 9-7...had 75 points midway through season, most by an AFC player at halfway point since 16-game season adopted in 1978...had five games with three field goals—at Pittsburgh on 10-19, at Buffalo on 10-26, vs. Atlanta on 11-2, at Indianapolis on 11-9 and at the LA Rams on 11-16...went to the Pro Bowl for the first time ever; also made Pro Football Weekly All-AFC team and UPI All-AFC team, the Football News All-AFC team, AP All-Pro (2nd team), the 1776 QB Club Special Teams Player of the Year and College and Pro Football Newsweekly All-Pro (second team)...set Patriot team record for consecutive field goals with 14 (ended at New Orleans on 11-30 when missed only attempt, a 49 yarder)—that New Orleans game also ended a consecutive game string for field goals for Tony, with 17 straight games...he also broke John Smith's club record for field goals in a season with 32 (set it with five games left—at Rams, on 11-16; Smith had 26, in 1980)...was 23 of 25 on kicks from 39 yards and in over the 1986 season (nine for 16 in kicks between 40 and 49 yards)...has now scored 100-plus points in each of his three seasons with the Patriots...had 108 points (22 of 18 field goals and 42 of 42 in PAT kicks) in 1984 and had 112 points (24 of 30 in field goals and 40 of 42 in PAT kicks) in 1985...has scored 360 points in three years as a Patriot, good for third place on the club's all-time scoring list...needs 22 field goals to make 100 as a Patriot...had arthroscopic surgery on his right knee (removed bone chips) and removed bone spur from left knee after the 1986 season...in 1985, had his best career % in FGs, going 24 of 30 for 80.0%, with two 50 yarders (at Tampa Bay, on 10-27-85, and vs. Detroit, on 12-8-85)...was 40 of 41 in PAT kicks in 1985 with miss at Seattle, on 11-17, and ended 66 string as Patriot (and 70 consecutive, including last four as Eagle)...also had two FGs from 49 yards out during season, at Tampa Bay on 10-27, and at Miami on 12-16, latter in a heavy rain...went eight of 10 (80.0%) during 1985 playoffs, including going four out of five at Jets on 12-28, tying the NFL record for FGs in a playoff game...had 36 yard FG 1:19 into Super Bowl, putting NE in front, 3-0, after NE recovered fumble at 19 yard line. It is fastest score in Super Bowl history...had 45 yard FG at LA, on 1-5, in playoffs for his personal playoff best, as well as NE team playoff record...with his 78.6 percentage, he was 2nd best in the AFC (to Norm Johnson of Seattle, who went 20 of 24 for .83.3 percentage) in 1985... in 1985, Tony was the third top scorer in the AFC and the 8th top in the NFL...Tony had left knee surgery upon close of season (tendinitis in non-kicking leg)...Tony was acquired from the Philadelphia Eagles on 2-21-84 for sixth round 1985 draft choice...Tony left Philadelphia as the Eagles' fourth all-time career scorer with 412 points...made good on 15 of 26 field goal attempts and 24 of 27 extra point conversions in 1983...over his five-year career with the Eagles, Franklin hit on 80 of 128 field goal attempts for a 62.5% success rate and converted on 172 of 182 extra point conversions...originally the Eagles' third round draft choice in 1979, he enjoyed his best NFL season with Eagles as a rookie in 1979 when he scored 105 points while converting on 23 of 31 FG attempts and in 1981 when he totaled 101 points while hitting on 20 of 31 FG attempts...is credited with the second longest field goal in NFL history, a 59-yarder at Dallas during his rookie campaign...had a 52-yarder at Washington (11-27-83).

COLLEGE: Finished collegiate career with 18 NCAA records, including most career field goals (56); career kick scoring (291 points); most field goals, 50 yards or longer in a career (16); most field goals made in a three-year career (45); and longest average for field goals made in a career (39.5 yards)...became only player in history to kick two field goals of 60 yards or longer in the same game when he booted 64 and 65-yarders against Baylor in 1976...had a career accuracy percentage of 55.4 while converting 56 of 101 FGs...first team All-America selection by Football Writers Association and second team All-America by UPI...was first kicker in school history to receive full scholarship.

PERSONAL: Married (Sally)...is the father of two sons, Sean (5) and Shea (born in March)...Brother, Eric, was a barefoot kicker at Texas A&M last fall...Tony played high school football, first as a halfback and then as a barefoot kicker, at Arlington High in Fort Worth, Texas.

GAMES PLAYED/STARTED: 1979-16/0, 1980-16/0, 1981-16/0, 1982-9/0, 1983-16/0, 1984-16/0, 1985-16/0, 1986-16/0. Total: 121/0.

KICKING STATISTICS

Year	Club	G	FGM	FGA	Pct.	LG	XPM	XPA	Pts.
1979	Phil.	16	23	31	74.2	59	36	39	105
1980	Phil.	16	16	31	51.6	51	48	48	96
1981	Phil.	16	20	31	64.5	50	41	43	101
1982	Phil.	9	6	9	66.7	47	23	25	41
1983	Phil.	16	15	26	57.7	52	24	27	69
1984	NE	16	22	28	78.5	48	42	42	108
1985	NE	16	24	30	80.0	50	40	41	112
1986	NE	16	32*	41*	78.0	49	44	45	140#
Totals		121	158	227	69.6	59	298	310	772

*Club Record

#NFL Leader

PLAYOFF STATISTICS

GAMES PLAYED/STARTED: 1979-2/0, 1980-3/0, 1981-1/0, 1985-4/0, 1986-1/0. Total: 11/0.

PLAYOFF KICKING STATISTICS

Year	Club	G	FGM	FGA	Pct.	LG	XPM	XPA	Pts.
1979	Phil.	2	3	4	75.0	42	5	5	14
1980	Phil.	3	4	7	57.1	33	7	7	19
1981	Phil.	1	0	0	0.0	0	3	3	3
1985	NE	4	8	10	80.0	45	10	10	34
1986	NE	1	1	1	100.0	38	2	2	5
Totals		11	16	22	72.7	45	27	27	75

FIELD-GOAL ACCURACY (Regular Season Only)

Year	1-19	20-29	30-39	40-49	50-plus	Total
1979	1-1 100%	5-5 100%	7-8 87.5%	7-10 70%	3-7 42.9%	23-31 74.2%
1980	4-4 100%	2-5 40%	7-11 63.6%	2-8 25%	1-3 33.3%	16-31 51.6%
1981	0-0 0%	5-5 100%	7-9 77.8%	7-13 53.8%	1-4 25%	20-31 64.5%
1982	0-0 0%	1-1 100%	1-2 50%	4-5 80%	0-1 0%	6-9 66.7%
1983	1-1 100%	5-5 100%	6-9 66.7%	2-8 25%	1-3 33.3%	15-26 57.7%
1984	2-2 100%	10-10 100%	4-7 57.7%	6-8 75%	0-1 0%	22-28 78.5%
1985	1-1 100%	7-9 77.8%	9-9 100%	5-9 55.6%	2-2 100%	24-30 80.0%
1986	1-1 100%	7-7 100%	15-17 88.2%	9-16 56.3%	0-0 0%	32-41 78.0
Totals	10-10 100%	42-47 89.4%	56-72 77.8%	42-77 54.5%	8-21 38.1%	158-227 69.6%

PLAYOFF ACCURACY

Year	1-19	20-29	30-39	40-49	50-plus	Total
1979	0-0 0%	1-1 100%	1-1 100%	1-1 100%	0-1 0%	3-4 75%
1980	0-0 0%	2-4 50%	2-2 100%	0-1 0%	0-0 0%	4-7 57.1%
1981	0-0 0%	0-0 0%	0-0 0%	0-0 0%	0-0 0%	0-0 0%
1985	0-0 0%	3-3 100%	3-3 100%	2-4 50.0%	0-0 0%	8-10 80.0%
1986	0-0 0%	0-0 0%	1-1 100%	0-0 0%	0-0 0%	1-1 100%
Totals	0-0 0%	6-8 75.0%	7-7 100%	3-6 50.0%	0-1 0%	16-22 72.7%

OTHER STATS: Punts: 1979-one for 32 yds., 1981-one for 13 yds.

RUSHING: 1985-once for -5 yards.


1986 GAME-BY-GAME

	at		at			at	at		at	at		at				at
IND.	NYJ.	SEA.	DEN.	MIA.	NYJ.	PIT.	BUF.	AT.	IND.	RAMS	BUF.	NO.	CIN.	SF		MIA.
25+	49-	26+	42-	21+	45-	47-	31+	31+	38+	42+	37+	49-	44-	41+		47+
38+	45+	36-	34+	31+	26+	31+	47-	32+	31+	45+	47+					44+
39+	42+		37+			36+	27+	32+	24+	19+						39-
49+						26+	33+									

Game	4-4	2-3	1-2	2-3	2-2	1-2	2-3	3-4	4-4	3-3	3-3	2-2	0-1	0-1	1-1	2-3
Seas.	4-4	6-7	7-9	9-12	11-14	12-16	14-19	17-23	21-27	24-30	27-33	29-35	29-36	29-37	30-38	32-41*

+denotes successful field goal

-denotes unsuccessful field goal



IRVING FRYAR 80

WR 6-0 200

NEBRASKA 4th year

DOB: 9-28-62 at Mount Holly, NJ

HOW ACQUIRED: D-1, 1984 (1st)

PRO BOWL: 1986

PRO: Started 13 games over the season...had 43 catches for 737 yards, for 17.1 average with long TD reception of 69 yards and six TDs for season; was third on the team in catches in the 1986 season (behind Stanley Morgan and Tony Collins)...had the team's longest TD catch of the season with a 69 yarder from Steve Grogan vs. NY Jets on 10-12...was second on team in TD catches (6)...his 737 receiving yards and 43 catches were both career highs for a season... had two games with 100-plus receptions yards—126 yards on three catches vs. the Jets on 10-12 and 110 yards on six catches vs. Seattle on 9-21...had two additional games besides that Seattle game with six catches—at the LA Rams when he caught a 25 yard Hail Mary pass for a TD on the final play of game for a 30-28 NE win (pass from Tony Eason), and he had six catches for 68 yards vs. Cincinnati on 12-7...ran ball four times over season for 80 yards with long run of 31 yards; led team in rushing one game (vs. Cincinnati, on 12-7, with 34 yards in two rushes)...as a punt returner, was team's main returner for third straight season as he had 35 returns for 366 yards (10.5 average) with one TD (59 yarder vs. Atlanta, on 11-2)...was third in the AFC in punt return average...missed season opener, vs. Indianapolis (groin injury), and missed game at New Orleans, on 11-30 (head and shoulder injuries)...suffered shoulder injury in 2nd quarter vs. Buffalo, on 11-23...has club record for career yards via the punt return (1,233 compared to 1,159 by Mike Haynes, who played from 1976-82) as well as punt returns for a TD (3), is second in club history in terms of number of punt returns (Haynes has 111 and Fryar 108)...also second in punt return average over a career (Mack Herron, who played from 1973-75, had a 12.0 average and Fryar is at 11.4)...also had 10 kickoff returns for 1923 yards in 1986, a 19.2 average and long of 33 yards...In his 2nd year as a pro in 1985, was tied for 2nd on team in catches during regular season with 39 (for 670 yards; tied Morgan for catches)...led all receivers in TD catches with seven...was 2nd behind Franklin in scoring with 60 points (10 TDs, most on team since Collins' 10 in 1983), with one TD run (eight yarder at Seattle, on 11-17-85, for his 1st NFL TD run) and had two TDs on punt returns (85 yarder at Buffalo, on 9-22, for 2nd longest in team history to Mike Haynes' 89 yarder in 1976; and he also had 77 yard TD vs. Indy, on 11-10, for 4th longest punt return in team history)...his 85 yard punt return at Buffalo was longest in NFL over the 1985 season; also in that game, tied Morgan for 2nd best game as punt returner with 133 yards in six returns...had 37 punt returns for 520 yards (2nd in NFL in yards), a 14.1 ave. during regular season to lead NFL...in leading NFL in punt returns, was only 3rd Patriot ever to lead league and his numbers were 2nd best season in team history for yardage and average...started in 16 of the 20-game season (14 of 16 regular season games); did not start at Chicago, on 9-15, because of rib injuries suffered late vs. Green Bay, on 9-8; did not start at Indy, on 12-1, because of calf injury and did not start playoff games at Miami, on 1-12-86 and in Super Bowl because of cut

tendons in right little finger suffered during week (did not dress for AFC title game due to injury)...caught passes in 13 consecutive games (from 3rd week at Buffalo, on 9-22, to 15th week, at Miami, on 12-16; with streak ending on 12-22 vs. Cincinnati)...in 1984, was the 4th top punt returner in the AFC and 6th top in the NFL with a 9.6 average with 347 yards in 36 carries... had one TD (15-yarder vs. Seattle on 9-16), and long catch of 26 yards in 1984... tied Patriot team record with seven punt returns at Dallas (11-22-84, fourth time in team history)...was the first player selected in the 1984 NFL draft.

COLLEGE: Was on everyone's All-America team in 1983...caught 40 passes as senior for 780 yards (19.5 average, with eight touchdowns) adding up to a career total of 67 passes for 1,196 yards (17.9 average), with 11 touchdowns...his career receiving yardage ranks second only to Johnny Rodgers' 2,479 in the Nebraska record books...played in East-West Shrine game, as well as Japan Bowl all-star game...as junior, suffered numerous injuries, but still was country's third top punt returner, and Big Eight leader with 15.4 average on 18 returns...threw 37-yard TD pass vs. Oklahoma...had 70-yard TD on punt return vs. Hawaii as well as 31-yard TD run from scrimmage...in Orange Bowl victory of 21-20 over LSU, had 84 yards on five catches, 12 yards on two carries and 56 yards on two punt returns...as sophomore, split time at wingback spot and was tops in league and fourth in nation in punt returns...had two punt returns for TDs—82-yarder vs. Florida State and 63-yarder vs. Iowa State...first collegiate catch was 49-yard TD vs. Kansas State.

PERSONAL: Married (Jacqueline)...has one son, Londen (1)...was meteorology major...was a receiver and safety at Rancocas Valley Regional High School (same school that produced Franco, Pete and Giuseppe Harris)...can play five musical instruments...hobbies: playing piano and playing basketball... works in commercial real estate in Dallas during the off-season.

GAMES PLAYED/STARTED: 1984-14/2, 1985-16/14, 1986-14/13. Total: 44/29.

RECEIVING

Year	G	No.	Yds.	Avg.	LG	TD
1984	14	11	164	14.9	26	1
1985	16	39	670	17.2	56	7
1986	14	43	737	17.1	69t	6
Totals	44	93	1571	16.9	69t	14

PUNT RETURNS

KICKOFF RETURNS

Year	G	No.	FC	Yds.	Avg.	LG	TD	No.	Yds.	Avg.	LG	TD
1984	14	36	10	347	9.6	55	0	5	95	19.0	22	0
1985	16	37	15	520	14.1*	85t	2	3	39	13.0	24	0
1986	14	35	10	366	10.5	59t	1	10	192	19.2	33	0
Totals	44	108	35	1233#	11.4	85t	3	18	326	18.1	33	0

*Led NFL

#Club Record

Single Game Highs

100 Yard Receiving Games

Most Receptions—6 vs. Cincinnati 12-7-86
at LA Rams 11-16-86
vs. Seattle 9-21-86
vs. Buffalo 10-13-85

1985—vs. Buffalo (10-13) 6-132-1 (16t)
1986—vs. NY Jets (10-12) 3-126-1 (69t)
vs. Seattle (9-21) 6-110-0

Most Yards Receiving—132 vs. Buffalo 10-13-85
126 vs. NY Jets 10-12-86
110 vs. Seattle 9-21-86

Longest Receptions—69t vs. NY Jets 10-12-86
56 vs. Buffalo 10-13-85
52 at Indianapolis 12-1-85

Most TD Receptions—2 at LA Rams 11-16-86

Most Carries—2 vs. Cincinnati 12-7-86
at Buffalo 9-22-85

Most Yards Rushing—34 vs. Cincinnati 12-7-86

Longest Runs—31 vs. Miami 10-5-86
24 vs. Cincinnati 12-7-86

Longest TD Run—8t at Indianapolis 12-1-85

Most TD Runs—1 (8 yards) at Indianapolis 12-1-85

Most Punt Returns—7 at Dallas 11-22-84
6 at Buffalo 9-22-85
5 at Denver 9-28-86

Most Punt Return Yards—133 at Buffalo 9-22-85
 97 vs. Indianapolis 11-10-85
 73 vs. Atlanta 11-2-86
 Longest Punt Returns—85t at Buffalo 9-22-85
 77t vs. Indianapolis 11-10-85
 55 vs. Seattle 9-16-84

OTHER STATS: Fumbles: 1984-4, 1985-5, 1986-4. Fumble Recoveries: 1984-1, 1986-2.

RUSHING

Year	G	No.	Yds.	Avg.	LG	TD
1984	14	2	-11	-5.5	0	0
1985	16	7	27	3.9	13	1
1986	14	4	80	20.0	31	0
Totals	44	13	96	7.4	31	1

PLAYOFF STATISTICS


GAMES PLAYED/STARTED: 1985-3/2, 1986-1/1. Total: 4/3.

RECEIVING

PUNT RETURNS

RUSHING

Year	G	No.	Yds.	Avg.	LG	TD	No.	FC	Yds.	Avg.	LG	TD	No.	Yds.	Avg.	LG	TD
1985	3	4	71	17.8	39	1	6	0	34	5.7	12	0	1	3	3.0	3	0
1986	1	2	11	5.5	7	0	2	0	13	6.5	9	0	1	-2	-2.0	-2	0
Totals	4	6	82	13.7	39	1	8	0	47	5.9	12	0	2	1	0.5	3	0



ERNEST GIBSON 43

CB 5-10 185

FURMAN 4th year

DOB: 10-3-61 at Jacksonville, FL

HOW ACQUIRED: D-6, 1984 (151st)

PRO: Was a very valuable reserve as a defensive back (started one game, at Miami, the final week of the regular season when he stepped in for the injured Ronnie Lippett at a corner position)...also started the playoff game, at Denver, on 1-4...finished the regular season with 28 tackles (24 first-hits) and in the playoffs had three first-hit tackles...played in all but one game, missed at Indianapolis game on 11-9...also had nine tackles on special teams (six solos) in the regular season...had four pass deflections in regular season... 1985 will have to go down as a year of being injured a great deal of the time...was placed on Injured Reserve with pectoral muscle pull on 9-3, day after final cutdown to 45 players, and was taken off IR on 10-4...finished regular season with four unassisted tackles (also had two unassisted tackles on special teams) and had one pass knockdown. In playoffs, had five tackles (four first-hits)...vs. Buffalo, on 10-13, suffered shoulder sprain...vs. Miami, on 11-3, injured left hip and did not play vs. Indy, on 11-10, because of injury... in 1984 broke into the starting lineup at left cornerback midway through season vs. Miami (10-21)...he finished the season with 24 solo tackles and eight assisted, had one fumble recovery (vs. Buffalo, 11-11), two interceptions (for four yards) and was second on the team to Clayborn in deflections with 11...started consecutive games, beginning with Miami and ending with Philadelphia (12-9); second-year CB Ronnie Lippett, the player Ernest shared the CB spot with, started the other eight games.

COLLEGE: Selected Kodak I-AA All-America First Team, All-Southern Conference First Team, All-South Carolina and played in the Blue-Gray Game...was originally a walk-on wide receiver, but was switched to defensive backfield in preseason as a freshman and went on to start every game (47) at defensive back for the Paladins during his collegiate career... was awarded an athletic scholarship his sophomore year...as a senior, was involved in 58 total tackles, and also had three interceptions, one fumble recovery and led the team in pass deflections with 11...had 12 career interceptions...in his senior year, had an interception vs. Georgia Tech to enable Furman to win, 17-14...was playing his fifth year in 1983, having missed the 1979 season due to a broken finger...ran track two years at Furman and was member of conference championship 440-yard relay team in 1981.

PERSONAL: Single...graduated with a degree in political science...was accepted to Florida State Law School upon college graduation and someday hopes to go to law school...was awarded an NCAA Post-Graduate Scholarship in '84...works in bank during off-season, learning management skills... a graduate of Bishop Kenny High in Florida, he was an All-Area, All-Conference and All-City performer in HS...in HS track, won All-Conference honors in the 100-, 200- and 400-meter runs...hobbies: jogging, racquetball and tennis.

GAMES PLAYED/STARTED: 1984-15/8, 1985-9/0 (On Injured Reserve List 8-19-85 to 10-4-85), 1986-15/1. Total: 39/9.

DEFENSIVE STATISTICS

Year	G	Tackles		Sacks	QB Press.	Fum. Rec.	Pass Def.
		Solo	Assists				
1984	15	24	8	—	—	1	11
1985	9	4	0	—	—	—	1
1986	15	24	4	—	—	—	4
Totals	39	52	12	—	—	1	16

INTERCEPTIONS

Year	G	No.	Yds.	Avg.	LG	TD
1984	15	2	4	2.0	4	0
1985	9	—	—	—	—	—
1986	15	—	—	—	—	—
Totals	39	2	4	2.0	4	0


OTHER STATS: Punt Returns: 1984-one for three yds.

PLAYOFF STATISTICS

GAMES PLAYED/STARTED: 1985-4/0, 1986-1/1. Total: 5/1.

DEFENSIVE STATISTICS

Year	G	Tackles		Sacks	QB Press.	Fum. Rec.	Pass Def.
		Solo	Assists				
1985	4	4	1	—	—	—	—
1986	1	3	0	—	—	—	—
Totals	5	7	1	—	—	—	—



STEVE GROGAN 14

QB 6-4 210

KANSAS STATE 13th year

DOB: 7-24-53 at San Antonio, TX

HOW ACQUIRED: D-5a, 1975 (116th)

PRO: Started two games in the 1986 season (vs. Jets on 10-12 and at Pittsburgh on 10-19, stepping in for the injured Tony Eason, who had bruised ribs)...also played in two other games (vs. Miami on 10-5 and at Miami on 12-22 when Eason suffered injuries)...completed 60.8% of his passes in going 62 of 102 for 976 yards with nine TD's and just two interceptions for a lofty 113.8 QB rating...had three TD's in each of his two starts—went 23 of 42 for 401 yards vs. the Jets and was 18 of 26 for 243 yards at Pittsburgh...in throwing for 401 yards vs. Jets, was first time in his career that he had more than 400 yards in a game (third time in club's history and second time in season for Patriots, with Eason having the other in 1986)...in game at Miami in season finale, was 15 of 24 for 226 yards with two TD passes (was 12 of 17 for 194 yards with two TD's in the second half); the TD passes were the final scoring plays in the contest—12 yarder to Tony Collins with 6:40 left and then 30 yarder to Stanley Morgan with 44 seconds left (NE won AFC East title with the win)...also ran for a seven yard TD on bootleg in third quarter of game (put score at 20-20)...won 1776 QB Club Unsung Hero Award...during off-season, had operation to correct tendinitis problem in throwing elbow...in 1985 came off bench to replace injured Eason vs. Buffalo, on 10-13, and spearheaded

NE to 14-3 win in 1st appearance since coming out 3rd game of 1984 season, vs. Seattle on 9-16...went 15 of 19 for 282 yards with one TD (16 yarder to Fryar) and one interception...NE had 2-3 record going into that Buffalo game, but Steve led team to six consecutive wins, before suffering injury at NY Jets, on 11-24 (completed three of four passes for 45 yards before getting hurt...placed on IR on 11-30 for fractured tibia in left knee (repaired on 11-26) and also had sprained medial collateral ligament damage...was activated on 1-3-86...in 4th quarter of regular season games played, went 24 of 29 for 465 yards, with four TDs and no interceptions; also ran for two 4th quarter TDs, both game winners...NE outscored foes, 101-32, in the six 2nd halves that he played (74-16 in 4th quarter)...came in for Eason in Super Bowl and hit on 17 of 30 passes (56.7%) for 177 yards, with one TD (eight yarder to Fryar, 1:46 into 4th) and had two interceptions...was selected the team's Co-MVP by the 1776 Quarterbacks Booster Club (with Craig James) at end of season...in 1984, started the first three games and hit on 32 of 68 passes for a 47.1 percentage, for 444 yards with three TDs, six interceptions...off to the best start of his career in '83, Steve was the AFC's top rated passer for weeks 3-6 and rated among the top three AFC passers in ten of the first eleven weeks of the year...his great success came to a quick halt when he suffered a fractured left fibula on 11-20-83 in a loss to Cleveland...the injury sidelined him for the final five weeks of the season...having set four club passing marks in 1982, Steve passed Babe Parilli in two other passing categories during 1983 to capture every major club career passing record...with only 3:59 to play at Pittsburgh on 9-25-83, Steve threw a 76-yard TD pass to Stephen Starring to earn a come-from-behind 28-23 win over the Steelers...that pass equaled his previous career longest completion set on a 76-yard TD pass to Stanley Morgan against Miami on 11-8-81...his valuable impact on the team in 1983 earned him the 1776 Fan Club MVP Award...after losing the starting QB duties to Matt Cavanaugh early in 1982, Steve regained the starting spot for the final six games of the year...in his first start of '82, he connected with Stanley Morgan for a 62-yard TD pass on just the third play of the game in a 29-21 win over Houston (11-28-82)...with Steve calling signals, the Patriots won four of their last six games to earn a playoff spot...in the second game of 1981, Steve was forced out of action at Philadelphia with a neck injury that knocked him out of the starting lineup for the next four games...in the 11th game of the year, he suffered a left knee injury when tackled by Jet DE Mark Gastineau and he was lost for the rest of the 1981 campaign...with a league leading 8.61 yards per passing attempt mark in 1981, he became only the second player since the AFL-NFL merger to lead the NFL in the category for two consecutive years (Terry Bradshaw also accomplished that feat in 1977 and 1978)...leading the AFC in passing for the first seven weeks of the 1980 season, Steve was off to a fast start that was slowly and painfully halted by two knee injuries...over the first seven games, he completed 98 of 156 passes (62.8%) for 1,398 yards and 11 TDs in leading the Patriots to six wins in their first seven starts...a sprained left knee suffered in Seattle (9-21) and a sprained right knee incurred the following week vs. Denver (9-29) began to take their toll as Steve began to lose his feared mobility by the season's midway point...in the season's 12th game, he finally sat down to rest the ailing knees and in doing so, he had a five-year, 76 consecutive regular season game starting streak snapped...in a last minute 38-34 loss to the Oilers (11-10-80), he completed 25 of 39 passes for 374 yards and 3 TDs...in 1979, he tied with Brian Sipe of Cleveland for NFL leadership in TD passes (28) while topping the league in TD percentage (6.6) and rushing by a QB (368 yards on 62 attempts)...his 3,286 passing yards that year was the second best seasonal performance at the time in club history behind only Parilli's 3,465 yards in 1964...on the year, he had four games in which he passed for over 300 yards...underwent minor knee (right) surgery in April, 1980...had an incredible day in leading Patriots to a record setting 56-3 win over the Jets (9-9-79), completing 13 of 18 passes (72.2%) for 315 yards and 5 TDs...his 539 rushing yards enabled the Patriots to become the first team ever to have four members of the same backfield break the 500-yard rushing mark in the same campaign (1978)...completed a herculean task of calling every one of the Patriots 922 offensive plays in 1977...his 13 rushing TDs in 1976, beating previous high mark for NFL QBs, established Steve as the game's most feared running QB...as a rookie in '75, he played in 13 games, starting in seven of the last eight contests...vs. Buffalo (11-23-75), completing 25 of 46 attempts for 365 yards...was the 116th player chosen in the 1975 draft.

COLLEGE: Started for K-State as a junior and senior...during career completed 166 of 371 attempts for 2213 yards, 12 TDs and 26 interceptions...also ran for additional 585 yards and six TDs on 339 tries during that span...part-time punter as a junior and senior, hitting seven punts for 279 yards (39.9 avg.)...caught a 22-yard TD pass as a senior.

PERSONAL: Married (Robbi)...father of three sons, Tyler (7), Tanner (5) and Tate (born 6-28-87)...raised in Ottawa, KS...his father, Jim, is a high school teacher in Ottawa and is also the receivers coach for Ottawa College...Steve's brother, Scott, is also a football coach who handles the defensive line for the University of Nebraska at Omaha...had high school football field named after him (in Ottawa, KS) in 1986...is one of best golfers on team, playing in numerous celebrity tournaments...is active speaker for Patriots PR office during off-season...was honored by the Easter Seals Society in '87 with a banquet which raised \$150,000.

GAMES PLAYED/STARTED: 1975-13/7, 1976-14/14, 1977-14/14, 1978-16/16, 1979-16/16, 1980-12/12, (Had a 76 consecutive game starting streak), 1981-8/7, 1982-6/6, 1983-12/12, 1984-3/3, 1985-7/6, 1986-4/2. Total: 125/115.

PASSING

Year	G	Att.	Comp.	Pct.	Yds.	TD	Int.	LG	LAP
1975	13	274	139	50.7	1976	11	18	62t	22-207
1976	14	302	145	48.0	1903	18	20	58t	18-155
1977	14	305	160	52.5	2162	17	21	68	14-155
1978	16	362	181	50.0	2824	15	23	75t	22-199
1979	16	423	206	48.7	3286	28*	20	63t	45-341
1980	12	306	175	57.2	2475	18	22	71	17-138
1981	8	216	117	54.2	1859	7	16	76t	19-137
1982	6	122	66	54.1	930	7	4	62t	8-48
1983	12	303	168	55.4	2411	15	12	76t	29-195
1984	3	68	32	47.1	444	3	6	65t	7-45
1985	7	156	85	54.5	1311	7	5	56	11-86
1986	4	102	62	60.8	976	9	2	69	4-31
Totals	125	2939	1536	52.3	22557	155	169	76t	216-1737

NOTE: Grogan is the Club Leader in all career passing categories except percentage.

*Tied as NFL Leader

RUSHING

Year	G	No.	Yds.	Avg.	LG	TD
1975	13	30	110	3.7	14	3
1976	14	60	397	6.6	41t	12#
1977	14	61	324	5.3	41	1
1978	16	81	539	6.7	31	5
1979	16	64	368	5.8	26	2
1980	12	30	112	3.7	19	1
1981	8	12	49	4.1	24t	2
1982	6	9	42	4.7	19	1
1983	12	23	108	4.7	17	2
1984	3	7	12	1.7	13	0
1985	7	20	29	1.5	12	2
1986	4	9	23	2.6	10	1
Totals	125	406	2113	5.2	41t	32

#Club Record

PLAYOFF STATISTICS

GAMES PLAYED/STARTED: 1976-1/1, 1978-1/1, 1982-1/1, 1985-1/0. Total: 4/3.

PASSING

Year	G	Att.	Comp.	Pct.	Yds.	TD	Int.	LG	LAP
1976	1	23	12	52.2	167	1	1	40	0-0
1978	1	12	3	25.0	38	0	2	18	1-3
1982	1	30	16	53.3	189	1	2	22t	4-29
1985	1	30	17	56.7	177	1	2	24	4-33
Totals	4	95	48	50.5	571	3	7	40	9-65

RUSHING

Year	G	No.	Yds.	Avg.	LG	TD
1976	1	7	35	5.0	10	0
1978	1	1	16	16.0	16	0
1982	1	0	0	0.0	0	0
1985	1	1	3	3.0	3	0
Totals	4	9	54	6.0	16	0

Single Game Career Highs


Pass Attempts — 46 at Buffalo 11-23-75
 Completions — 25 at Buffalo 11-23-75 and at Houston 11-10-80
 Yards Passing — 401 vs. NY Jets 10-12-86
 Highest Percentage — 81.8% (9-11) vs. NY Jets 9-18-83
 78.9% (15-19) vs. NY Jets 10-29-78, 78.9% (15-19) vs. Buf 10-13-85.
 Longest Completion — 76t to Stephen Starring at Pittsburgh 9-25-83
 76t to Stanley Morgan vs. Miami 11-8-81
 TD Passes — 5 vs. NY Jets 9-9-79
 Interceptions — 6 at San Francisco 11-30-80
 Times Sacked — 8 for 87 yds. vs. Buffalo 12-14-75
 Rushing Attempts — 12 at Buffalo 11-20-77
 Rushing Yards — 103 vs. NY Jets 10-18-76
 Longest Run — 41t vs. NY Jets 10-18-76 and 41 vs. Seattle 10-9-77

GROGAN'S PASSING VS. EACH TEAM 1975-86 (Regular Season Only)

TEAM	GP	ATT- COMP	Yds.	Int.	TD	—BEST GAME—			
						DATE	ATT- COMP	Yds.	TD
NY Jets	18	407/221	3386	16	29	10-12-86	42/23	401	3
Buffalo	16	418/201	3241	29	18	11-23-75	46/25	365	2
Balt./Indy.	14	350/179	3028	21	19	10-28-78	36/15	317	2
Pittsburgh	5	125/58	919	6	8	10-19-86	26/18	243	3
San Diego	5	135/76	896	5	7	11- 9-75	28/17	245	1
Houston	5	98/57	884	6	8	11-10-80	39/25	374	3
Seattle	5	90/53	763	3	9	9-21-80	24/15	271	3
San Francisco	3	81/44	653	7	4	11-30-84	32/16	274	0
LA Raiders	3	69/41	617	5	5	11- 1-81	30/17	233	1
Atlanta	3	93/51	605	5	5	12- 4-77	26/12	179	1
Cleveland	3	69/41	523	5	5	9- 7-80	26/17	277	3
Washington	2	61/29	505	4	2	10-25-81	30/17	306	0
Chicago	2	63/34	475	4	3	10-14-79	35/21	244	3
Philadelphia	3	62/29	467	5	3	10- 8-78	23/12	189	1
Cincinnati	2	52/24	360	2	1	10-15-78	26/13	184	0
St. Louis	2	55/27	345	4	2	11-12-75	34/14	173	1
Denver	3	51/27	316	3	2	9-29-80	24/17	209	1
Tampa Bay	2	35/18	277	1	1	10-27-85	21/14	237	1
Green Bay	1	33/17	255	3	2	10- 1-79	33/17	255	2
Minnesota	1	26/12	204	1	2	12-16-79	26/12	204	2
Detroit	2	34/14	176	6	1	10-10-76	25/11	131	1
Dallas	1	29/13	170	2	0	12- 3-78	29/13	170	0
Kansas City	1	16/10	155	2	1	9-18-77	16/10	155	1
LA Rams	1	24/11	125	2	1	11-16-80	24/11	125	1
New Orleans	1	23/9	108	0	2	12- 5-76	23/9	108	2
Totals	123	2939/1536	22557	169	155				

*Note: In 1975 Grogan played at Cincinnati, 10-12, and vs. Baltimore, 10-19, with no pass attempts. These are not counted as GP in the above chart.

OTHER STATS: Fumbles: 1975-6, 1976-7, 1977-6, 1978-9, 1979-12, 1980-4, 1981-5, 1982-2, 1984-4, 1985-7, 1986-2. Fumble Recoveries: 1975-1, 1976-4, 1977-2, 1978-2, 1979-4, 1980-1, 1981-2, 1982-1, 1984-2, 1985-2, 1986-1. Receiving: 1981: two for 16 yds. (from A. Johnson vs. Baltimore 9-6 and 11 yds. from A. Johnson at Oakland, 11-1), 1983: one for —8 yds. Grogan's pass was tipped and caught by Grogan for 8 yd. loss.



DARRYL HALEY 68

OT 6-4 265

UTAH 5th year

DOB: 2-16-61 at Gardena, CA

HOW ACQUIRED: D-2c, 1982 (55th)

PRO: Played in all 16 games over the season and started in six—vs. Miami, on

10-5 (Steve Moore had knee problem), at Indianapolis on 11-9, and the final four regular season contests (vs. Buffalo, on 11-23, stepped in for the injured Steve Moore at the right tackle position for rest of the season)...in start vs. Miami, on 10-5, it was his first start since final game of 1984... missed entire 1985 season due to colitis ...was placed on Non-Football Injury list 8-26...lost considerable weight during early days of training camp, and had to leave the team's 1st preseason game, vs. New Orleans on 8-10, when had to leave game due to heat exhaustion... in 1984 became the starter at the right tackle position when the Patriots traded Bob Cryder to Seattle on July 31, 1984...started in all 16 games...came of age at Jets (9-30-84) when he blanked the league's sack-leader Mark Gastineau from getting to QB Eason...Darryl recorded his first pro starts in '83 when he filled in for the injured Bob Cryder at right OT at Atlanta (10-30-83) and vs. Buffalo (11-16-83)...he played in all 16 games in '83 seeing spot duty at OT and as a regular on special teams...saw considerable action on the Patriots' offensive line during 1982 and played in all nine regular season games as a regular on special teams.....Darryl was the third of three Patriots' second round draft choices in 1982...he was the 55th player selected overall and was taken with one of two second round picks acquired from San Francisco in exchange for the Patriots' second round choice in '82.


COLLEGE: Darryl was the first player from the University of Utah ever drafted by the Patriots...was the third youngest player selected in the '82 draft...became a starting OG as a senior...played both football and basketball during his senior year...played in the Olympia Gold Bowl and received Honorable Mention All-WAC recognition as a senior.

PERSONAL: Single...graduated from Utah with degree in Commercial Physical Education and minor in Marketing... spends much of his off-season time visiting schools for handicapped children...resides in the Salt Lake/Holiday area (Utah)...enjoys basketball, jogging, traveling and reading...help runs a white-water rafting company in Salt Lake City area, and donated company's services to needy youngsters last summer.

GAMES PLAYED/STARTED: 1982-9/0, 1983-16/2, 1984-16/16, 1985-On Reserve-Non-Football Injury List entire season, 1986-16/6. Total: 57/24.

PLAYOFF STATISTICS

GAMES PLAYED/STARTED: 1986-1/1.



GREG HAWTHORNE 27

TE/RB 6-2 235

BAYLOR 9th year

DOB: 9-5-56 at Fort Worth, TX

HOW ACQUIRED:T-Pittsburgh, 1984

PRO: Started 10 games at tight end (first year to play TE) last year and had 24 catches for 192 yards (8.0 average); had four catches in three games—at Buffalo (on 10-26), vs. Atlanta (on 11-2) and at the LA Rams (11-16)...missed two games—at NY Jets on 9-11 (ribs) and vs. Buffalo on 11-23 (calf problems)...had best one-season reception total (had 19 catches for Pittsburgh in 1983); his yards-catching was the second best in his pro career (had 300 yards in 1983 with Pittsburgh)...was used at running back the last three games of regular season...was hurt by ailing ribs for about one month of the 1986 season...was involved in the most daring play for Patriots in 1985 as he caught TD pass vs. Miami, on 11-3, on 4th and one situation from 28 yard line and 11:42 left. It was a flea-flicker pass from Grogan on toss-back from Tatupu. It was his first TD since 1982 and his 2nd catch of season. Had other an eight yarder in opener vs. Green Bay, on 9-8...in AFC title game, at Miami, on 1-12, recovered fumble on 2nd half kickoff (forced by Tatupu) to set up TD...was valuable member of special teams, with 11 tackles (nine first-hits)...in playoffs, led team in special teams tackles with eight, all unassisted...was put on waivers by club on 10-17-85 to make room for 3rd quarterback (Ramsey) after Eason injury; was called back (Brock put on IR) on 10-27...in 1984 played in 14 of the 16 games and started one game (vs. Buffalo on 11-11 as H-Back)...saw action as both a wide receiver and H-Back in '84...came to the Patriots from the Steelers on 8-21-84 for a ninth round draft pick in '85...used as both a running

back and receiver while playing five years (1979-83) with the Steelers; he had 19 catches for 300 yards (15.8 average), with long of 52 his final year with Pittsburgh...1983 was Greg's best year as a receiver at Pittsburgh; his best year as a running back in 1980 when he rushed for 226 yards on 63 carries for a 3.6 average and four TDs...started 10 games in 59 that he played in Steeler career, starting six of 15 games as a running back in 1980...he had four starts in 10 games as a WR in 1983...caught longest pass of the season with 52-yarder vs. Minnesota (11-20-83)...had starting spot in three of last four games in '83, but hamstring pull scratched him for playoffs...in '82 switched from RB to WR for first three games...in 1982, played in all regular season games after having his least productive and most injury-filled season in '81...in 1980, started six games as RB after strong training camp, but wrist, shoulder and rib problems set him back...as No. 1 pick by Pittsburgh in '79, suffered pulled hamstring on first day of camp running 40, missing rest of camp—scored TD in first regular season rushing attempt (9-9-79) on eight-yard run vs. Houston.

COLLEGE: In four years as a starter at Baylor, he played tight end, running back and receiver...gained 1,184 yards rushing on 236 carries and caught 45 passes for 579 yards in college...scored seven career TDs, rushed for 100 yards three times and caught TD passes of 74 and 80 yards...senior year curtailed when suffered broken hip vs. Ohio State (1978) in 3rd game.

PERSONAL: Married (Linda)...has a daughter, Whitnee Lynn (6), and a son, Gregory, Jr. (4)...majored in sociology in college...graduated from Polytechnic High School (Fort Worth, Texas), where lettered in football, basketball and track...lives in Ft. Worth during off-season, where is part-time hog raiser...also owns small dump truck service there...hobbies: racquetball, fishing.

GAMES PLAYED/STARTED: 1979-15/0, 1980-15/6, 1981-10/0, 1982-9/0, 1983-10/4, 1984-14/1, 1985-15/0, 1986-14/10. Total: 102/21.

OFFENSIVE STATISTICS

OFFENSIVE STATISTICS												
		RUSHING						RECEIVING				
Year	Club	G	No.	Yds.	Avg.	LG	TD	No.	Yds.	Avg.	LG	TD
1979	Pitt.	15	28	123	4.4	19	1	8	47	5.9	17	0
1980	Pitt.	15	63	226	3.6	15	4	12	158	13.2	33	0
1981	Pitt.	10	25	58	2.3	16	2	4	23	5.8	12	0
1982	Pitt.	9	15	68	4.5	11	0	12	182	15.2	46t	3
1983	Pitt.	10	5	47	9.4	20	0	19	300	15.8	52	0
1984	NE	14	0	0	0.0	0	0	7	127	18.1	26	0
1985	NE	15	0	0	0.0	0	0	3	42	14.0	28t	1
1986	NE	14	1	5	5.0	5	0	24	192	8.0	17	0
Totals		102	137	527	3.8	20	7	89	1071	12.0	52	4

KICKOFF RETURNS

Year	Club	G	No.	Yds.	Avg.	LG	TD
1979	Pitt.	15	2	46	23.0	23	0
1980	Pitt.	15	9	169	18.8	36	0
1981	Pitt.	10	7	138	19.7	30	0
1982	Pitt.	9	—	—	—	—	—
1983	Pitt.	10	—	—	—	—	—
1984	NE	14	1	14	14.0	14	0
1985	NE	15	1	13	13.0	13	0
1986	NE	14	2	13	6.5	13	0
Totals		102	22	393	17.9	36	0

OTHER STATS: Fumble Recoveries: 1986-1. Forced Fumbles: 1985-1.

Single Game Career Highs

Yards Receiving—66 at Cleveland 12-18-83 (with Pitt.)

61 vs. Atlanta 11-2-86 (with NE)

Most Receptions—5 at Cleveland 12-18-83 (with Pitt.)

vs. Denver 9-4-83 (with Pitt.)

4 vs. Atlanta 11-2-86 (with NE)

at Buffalo 10-26-86 (with NE)

Longest Receptions—52 vs. Minnesota 11-20-83 (with Pitt.)

Longest TD Receptions—46t vs. New England 12-26-82 (with Pitt.)

28t vs. Miami 11-3-85 (with NE)


Yards Rushing—43 at Cincinnati 9-21-80 (with Pitt.)

12 vs. Chicago 9-28-80 (with Pitt.)

PLAYOFF STATISTICS

GAMES PLAYED/STARTED: 1979-3/0, 1982-1/0, 1985-4/0, 1986-1/0. Total: 9/0.

STATS: Rushing: 1979-two for 15 yards, 1982-two for 3 yards, 1985-one for 4 yards, 1986-one for 5 yards.
Receiving: 1986-one for 6 yards. Fumble Recoveries: 1985-1.



MILFORD HODGE 97

DE 6-3 278

WASHINGTON ST. 2nd year

DOB: 3-11-61 at Los Angeles, CA

HOW ACQUIRED: FA, 1986

PRO: Attended his second Patriot training camp in 1986 (also attended 1985 camp), after signing as free agent during off-season...was placed on Injured Reserve on August 18th with thumb injury, and was waived Sept. 30th—but was recalled on Nov. 15th...played one game with New Orleans Saints (at Indianapolis, 10-12) before being waived by that club on 10-14 and picked up by Patriots...played in last six regular season games for NE (four tackles from line of scrimmage, with two first-hits)... also had four first-hit tackles on special teams...also played at Denver (1-4-87) in playoffs...saw considerable action at New Orleans on Nov. 30th when injuries forced Patriots to 4-3 defense...originally drafted by the Patriots in the eighth round of the 1985 NFL draft (224th player taken overall).

COLLEGE: Played both nose guard and tackle in college, making 69 total tackles, with 36 solos, as senior...led team in tackles behind line of scrimmage with seven in 1984, his senior year, and in sacks with six for 38 yards...was 6th in total tackles for team in 1984...was named team's top defensive lineman...named HM All-Pac 10...started five games as junior...had three QB sacks for loss of 21 yards as junior...started four games as a sophomore, with 45 tackles (18 solos) with five tackles for loss (eight yards); had 3½ QB sacks for 19 yards and one fumble caused...was red-shirted in 1981...played sparingly as a freshman, although he did make travel squad that 1980 season...beating rival Univ. of Washington in 1982 in final regular season game, 26-24, to deny them spot in Rose Bowl is his biggest collegiate thrill.

PERSONAL: Single...working towards his degree in general studies during off-season...attended South San Francisco (CA) HS; as senior, was picked all-league and all-county DT...won DeJong Award that goes to school's best hitter and most courageous (as selected by the coaches)...was team captain as senior...also a two-year varsity basketball starter, playing center and forward; made all-league as junior and senior—averaging 11 points as junior and 18 as senior...hobby: playing basketball (had his own intramural team in college, named the Supreme Court)...has three brothers (Wayne played football at Cal Poly Pomona with Jim Zorn) and one sister.

GAMES PLAYED/STARTED: 1986-7/0.


DEFENSIVE STATISTICS

Year	Club	G*	Tackles			QB Press.	Fum. Rec.	Pass Def.
			Solo	Assists	Sacks			
1986	NO/NE	7	2	2	1	—	—	1

*Appeared in one game with the New Orleans Saints (at Indy, 10-12) before being waived on 10-14.

PLAYOFF STATISTICS

GAMES PLAYED/STARTED: 1986-1/0.



BRIAN HOLLOWAY 76

OT 6-7 288

STANFORD 7th year

DOB: 7-25-59 at Omaha, NE

HOW ACQUIRED: D-1, 1981 (19th)

PRO BOWL: 1984, 1985, 1986

PRO: Has announced that this will be his final year of pro football (is concerned with the numerous injuries that he suffered last season, that lingered with him during the off-season months and what those injuries could mean to his body in the future)...started 15 regular season games last season (missed at Indianapolis game, on 11-9, due to knee; injury suffered in 2nd quarter vs. Atlanta, on 11-2)...by not starting that game, ended 71 consecutive start mark...returned to starting lineup vs. LA Rams, on 11-16...caught first and only pro pass, vs. Miami on 10-5, with five yard grab after pass deflected at line of scrimmage...selected All-NEA first team All-NFL...In 1985 selected to the Pro Bowl for the 3rd consecutive season...was selected All-AFC by Football News, AP All-Pro 2nd team, UPI All-AFC 2nd team and *College and Pro Football Newsweekly* All-Pro 2nd team...one of eight Patriots to start all 20 games in season (one of three on offense)...in 1984 started all 16 games...earned the starting left tackle role with five games to play in his rookie season of 1981...in his first full year as a starter in 1982, Patriots' ground attack churned up 1,347 yards, just 24 yards behind league rushing champion Buffalo (1,371)...in 1983 he and his linemates paved the way for a Patriots' rushing force that had the league's best per carry average of 4.9 yards...in his first two seasons as a full time starter (1982-83), the Patriots rushed for more total yards (3,952) than any other NFL team...was a regular on the special teams as a rookie...the second OT and 19th player overall selected in the 1981 draft.

COLLEGE: A tough competitor, he gashed his hand in '81 Senior Bowl and, following stitches that closed the injury, he returned to finish the game...although he had the outer cartilage removed from both knees in '78 and '79 off-seasons, he played in all 11 games in his junior and senior years.

PERSONAL: Married (Bette)...has son, David (4)...he enjoys carpentry and has refurbished three buildings on a farm he owns in the upstate New York town of Stephentown...in 1984, was a popular speaker for anti-drinking and driving groups, MADD and SADD; he was national spokesman against heavy drinking for NFL and Distillers Assoc....in 1984 donated jersey he wore in Pro Bowl to be auctioned off for Chris McAuliffe Fund, the school teacher from Concord, N.H., who died in the Challenger space accident...also organized celebrity auction for NASA space shuttle children's fund...is very active member in NFL Players Association as NE team rep; was voted 1st VP (behind Tampa Bay's Marvin Powell); was elected to the Executive Counsel of the NFL PA...was quite active in speaking to high schools about drug abuse...wife, Bette, is the daughter of former Boston Bruins standout John (Pie) McKenzie...hobbies: music, reading...started Northeastern Univ. program in 1984 for Patriots in helping players work towards degrees...Stanford's top shot putter in '79 with a 52-11 toss...was high school All-America pick in football despite just playing two years.

GAMES PLAYED/STARTED: 1981-16/5, 1982-9/9, 1983-16/16, 1984-16/16, 1985-16/16, 1986-15/15. Total: 88/77.


STATS: Fumble Recoveries: 1981-1, 1985-2, 1986-1. Receiving: 1986-one for 5 yards.

PLAYOFF STATISTICS

GAMES PLAYED/STARTED: 1982-1/1, 1985-4/4, 1986-1/1. Total: 6/6.

FOR THE RECORD...

In games the Patriots led after one quarter in 1986, the club had an 8-1 record (100-39-2 overall; one setback in 1986 came vs. San Francisco as Patriots led 10-7 after first quarter). When leading at the half, the Patriots were 7-2 in 1986 (128-35-4 overall). When leading after three quarters, the Patriots were 8-2 last season (146-26-3 overall).



BRIAN INGRAM 51

LB 6-4 235

TENNESSEE 6th year

DOB: 10-31-59 at Memphis, TN

HOW ACQUIRED: D-4b, 1982 (111th)

PRO: Spent entire 1986 season on Injured Reserve, going on IR on August 26th with a knee injury...played in all but one game during the 1985 20-game season (missed Raiders game of 9-29, with knee problem)... made critical play vs. Jets, on 10-20-85, in one of biggest games of season—tackled Tony Paige on first and goal from NE's one yard line in 3rd quarter (Jets turned ball over two plays later); was in as replacement for Blackmon (ankle) that game... over regular season, made two tackles (two 1st hits) and added 13 on special teams (five 1st hits)... in playoffs, had one unassisted special teams tackle and one assisted...in 1984 played in 12 of the 16 games...suffered a hamstring pull early in 3rd quarter of the Jets game (10-28), and this hampered him the rest of the season...was active for and played in four regular season games in '83 before a knee injury sidelined him for the remainder of the season...was a regular on special teams and saw spot duty at LB before suffering a left knee injury in the Patriots' 28-23 win over the Pittsburgh Steelers (9-25-83)...he was placed on injured reserve on 9-28-83...was on the Patriots' inactive list for the first regular season game at Baltimore his rookie campaign (9-12-82), was then activated and played in eight games, recording three tackles, seven assists and one QB pressure...saw spot duty at both OLB spots, as he was forced into duty when starters Lawrence McGrew and Don Blackmon were sidelined with injuries in '82...best game came at Pittsburgh (12-26-82), when he recorded three tackles, four assists and one QB pressure...the second of two Patriot fourth round draft picks in '82...was selected with the fourth round pick acquired from San Francisco in the Russ Francis trade.

COLLEGE: Three year starter at DE...played DT his frosh year...missed the 1980 season with a preseason neck injury...third leading tackler as a senior with 61 stops...chalked up 211 career tackles and six sacks...played in 1982 Blue-Gray game and Senior Bowl.

PERSONAL: Married (Callie)...has a son, Brian DeWayne Ingram II (3), and daughter, Christon (1)...lists cooking and basketball as his favorite pastimes...comes from a family of 12 children...played prep football at Hamilton High in Memphis, TN.

GAMES PLAYED/STARTED: 1982-8/0, 1983-4/0 (On Injured Reserve 9-28 through remainder of season), 1984-12/0, 1985-15/0, 1986-On Injured Reserve entire season. Total: 39/0.

DEFENSIVE STATISTICS


Year	G	Tackles		Sacks	QB Press.	Fum. Rec.	Pass Def.
		Solo	Assists				
1982	8	3	7	—	1	—	—
1983	4	2	5	—	—	—	—
1984	12	8	2	—	—	—	—
1985	15	2	0	—	—	—	—
1986	On Injured Reserve Entire Season						
Totals	39	15	15	—	1	—	—

PLAYOFF STATISTICS

GAMES PLAYED/STARTED: 1982-1/0, 1985-4/0. Total: 5/0.

DEFENSIVE STATISTICS

Year	G	Tackles		Sacks	QB Press.	Fum. Rec.	Pass Def.
		Solo	Assists				
1982	1	1	—	—	—	—	—
1985	4	—	—	—	—	—	—
Totals	5	1	—	—	—	—	—



CRAIG JAMES 32

RB 6-0 215

SMU 4th year

DOB: 1-2-61 at Jacksonville, TX

HOW ACQUIRED: D-7, 1983 (187th)

PRO BOWL: 1986

PRO: Was the team's top rusher for the third time in his three years in the NFL...finished season with 427 yards on 154 carries for a 2.8 average (long of 16); led team in rushing yards in nine games (including first six games)...had the team's best rushing outings with 70 yards on 20 carries vs. Indianapolis in season-opener (9-7) and 70 yards on 22 carries vs. Miami on 10-5...started 12 games...missed three games—at Pittsburgh, on 10-19; vs. Cincinnati, on 12-7; vs. San Francisco, on 12-14—due to knee injury and saw very limited action at Indianapolis, on 11-9...in game at Miami, on 12-22, led 86-yard drive for winning TD in 4th quarter with seven runs for 33 yards (had four yard run on third and four play, one play before-game-winning TD pass from Grogan to Morgan, to capture AFC East title)...had 18 catches for 129 yards (7.2 average) during 1986 season with two touchdowns and long catch of 47 yards...is the team's sixth top career rusher with 2,444 yards on 577 carries (4.2 average)...has had eight 100-plus rushing games in NFL career, with best coming vs. Cincinnati in final game of 1985 season with 142 yards on 25 carries...in 1986, had four of the team's 10 rushing TDs...caught 18 passes for 129 yards (18.4 average)...had shoulder operation during the off-season...in 1985 had the 2nd finest rushing season in the team's history, with 1,227 yards in his 1st full year as a starter...became the team's 4th player in history (and 5th time it was done) to rush for more than 1,000 yards in a season (had 263 carries for fine 4.7 ave)...was selected to the Pro Bowl for 1st time...one of nine Patriots to rush for more than 2,000 career yards...had all five of the team's 100-plus rushing games...in playoffs, had two more 100-plus games, with 104 on 23 rushes at LA Raiders on 1-5 and 105 yards (NE Playoff Record) on 22 rushes in AFC title game at Miami on 1-12...led team in playoff rushing yards with 259 on 72 rushes for 3.6 ave...led team in rushing yardage in 17 of the 20 games...caught 27 passes for 360 yards as 5th top receiver on club, and had team record 90 yard TD catch from Eason at Chicago, on 9-15 (also Soldiers Field mark)...caught six more passes over playoffs for 90 yards, with long of 24...started all but one game over 20-game season (didn't start vs. Buffalo, on 10-13)...led team with five rushing TDs, including 65 yarder vs. Green Bay, on 9-8...in regular season, was two for two on passes, both TDs to Tony Collins (11 yarder at Tampa Bay, on 10-27, and five yarder at Buffalo, on 9-22); also completed only pass in playoffs, with eight yarder at LA Raiders, on 1-5...his 23 rushes at LA Raiders in playoffs also a team record (followed by 22 he had at Miami and at NY Jets)...in addition to being picked 2nd team Pro Bowl, was named honorable mention AP All-NFL, 1776 Quarterback Club Co-MVP (with Grogan)...in 1984, broke into the starting lineup at Denver (11-4), and started the final seven games of the season...he finished as the team's top rusher with 790 yards in 160 carries for a fine 4.91 average...was named 1776 QB Club's Rookie-of-the-Year, as well as UPI All-Rookie team...he came into his own when had 79 yards in 10 carries vs. Jets on 10-28, with all his yardage coming in the second half...was voted third alternate for the Pro Bowl...signed as a free agent from the Washington Federals of the USFL in April of '84 (selected first round — 4th player selected in USFL draft)...with the Federals, he suffered a back injury, missing from March 19th to April 14th in his last season...ran the ball 202 times for 823 yards for 4.1 average and four TDs; caught 40 passes for 342 yards, 8.6 average with two TDs...was the ninth-leading rusher in the USFL, despite missing four games...in spring of '84 with the Federals, had 16 carries for 61 yards (3.8 average) and one catch for 13 yards before suffering strained knee ligament in the second game.

COLLEGE: Was selected All-Southwest Conference three consecutive years...had 3,742 yards in his career, second on SMU's all-time list and third in conference history (behind Eric Dickerson and Earl Campbell)...caught 51 passes in his career for 650 yards...as senior, rushed for 938 yards on 197 carries; caught 11 passes for 208 yards, including a 96-yarder against North Texas State. That is the longest pass play in SWC history...alternated plays with Dickerson to form the "Pony Express" at SMU (each enjoyed three 1,000 yard seasons)...was selected to play in the 1983 Japan Bowl...ranked sixth in the nation in punting with a 44.9 average, best in the SWC...lost only 11 games throughout his high school and collegiate

careers...as a junior, became the first player in 21 years to be named to two positions on the All-SWC team...was one punt shy of the minimum of 100 or he would have moved into the NCAA's career top 10...became team's punter midway through junior year...also held for kicks...his best rushing season in terms of statistics came in 1981 with 1,147 yards, second best in league behind Dickerson...in his four seasons, finished third, second, fifth and sixth among the league's top rushers...in 1981, he and Dickerson became the fifth pair of backs in NCAA history to average 100 yards a game on the same team...rushed for 896 yards in 1980...in the 1980 Holiday Bowl game, was the co-MVP with Brigham Young QB Jim McMahon (now with the Chicago Bears) as he rushed for 225 yards on 23 carries and scored three TDs.

PERSONAL: Married (Marilyn)...has two daughters, Jessica (3) and Caylin (2)...younger brother, Chris, is an outfielder for the Philadelphia Phillies...earned degree in history...works as a commercial real estate broker in off-season...hobbies: hunting and golf...attended Stratford High School in Houston, TX, where he was selected All-America, All-State, All-Greater Houston and All-District as team won state title...leading rusher in the history of Texas AAAA football for one season with 2,411 yards and 35 TDs...named Texas Schoolboy Player-of-the-Year by *Texas Football Magazine*...turned down professional baseball offer out of high school (from Philadelphia Phillies)...full name is Jesse Craig James.

GAMES PLAYED/STARTED: 1984-15/7, 1985-16/14, 1986-13/12. Total: 44/33.

RUSHING							RECEIVING				
Year	G	No.	Yds.	Avg.	LG	TD	No.	Yds.	Avg.	LG	TD
1984	15	160	790	4.9	73	1	22	159	7.2	16	0
1985	16	263	1227	4.7	65t	5	27	360	13.3	90t*	2
1986	13	154	427	2.8	16	4	18	129	7.2	17	0
Totals	44	577	2444	4.2	73	10	67	648	9.7	90t*	2

*Club Record

OTHER STATS: Fumbles: 1984-4, 1985-8, 1986-5. Fumble Recoveries: 1985-4, 1986-1 (Opponent's Fumble). Kickoff Returns: 1985-one for 0 yards (covered onside kick). Passing: 1985-2-for-2, 16 yards, 2 TDs, 0 Int., 1986-1-for-4, 10 yards, 1 TD, 1 Int. Forced Fumbles: 1985-1, 1986-1.

Single Game Career Highs

Most Carries—30 vs. Indianapolis 12-16-84
 Most Yds. Rushing—142 vs. Cincinnati 12-22-85
 Longest Run—73 yards vs. St. Louis 12-2-84
 Most TDs Rushing—2 at Tampa Bay 10-27-85
 Most Receptions—6, two times, most recent at NY Jets 11-24-85
 Most Yards Receiving—90 at Chicago 9-15-85
 Longest Reception—90t at Chicago 9-15-85

100 Yard Rushing Games

1984—at Denver (11-4) 20-120-0 (13)
 at Dallas (11-22) 19-122-0 (43)
 vs. Indianapolis (12-16) 30-138-0 (19)
 1985—vs. Miami (11-3) 23-119-0 (14)
 at NY Jets (11-24) 14-108-0 (57)
 vs. Detroit (12-8) 26-115-0 (11)
 vs. Cincinnati (12-22) 25-142-1 (36)

PLAYOFF STATISTICS

GAMES PLAYED/STARTED: 1985-4/4, 1986-1/0. Total: 5/4.

	RUSHING						RECEIVING					
Year	G	No.	Yds.	Avg.	LG	TD	No.	Yds.	Avg.	LG	TD	
1985	4	72	259	3.6	16	1	6	90	15.0	24	0	
1986	1	10	31	3.1	17	0	—	—	—	—	—	
Totals	5	82	290	3.5	17	6	90	15.0	24	0	0	


100 Yard Rushing Games

1985—at LA Raiders (1-5) 23-104-1 (16)
 at Miami (1-12) 22-105-0 (13)

OTHER STATS: Fumbles: 1985-3. Passing: 1985-1-for-1, 8 yards, 0 TDs, 0 Int.

FOR THE RECORD...

Since moving to Sullivan/Schaefer Stadium in the 1971 season, the Patriots have had a .500 or better record in 11 of those 16 seasons (70-47-0 record, for a .598 percentage at Sullivan/Schaefer Stadium).



ROLAND JAMES 38

SS 6-2 191

TENNESSEE 8th year

DOB: 2-18-58 at Jamestown, OH

HOW ACQUIRED: D-1a, 1980 (14th)

PRO: Was second on the team in tackles in the 1986 season...had 113 total tackles (Fred Marion led with 122) and had 89 solo tackles (Marion led with 95)...started all but one game, missed at Denver game of 9-28, due to toe injury...has started 85 of 101 games as a pro...was fourth on the team in deflected passes in the 1986 season, with seven...had two interceptions (for 39 yards) with steals coming at the NY Jets on 9-11 (18 yard return) and at Miami on 12-22...now has 22 interceptions in career (for 276 yards)...his best game of last season came in the season opener vs. Indianapolis on 9-7 when had 12 solo tackles, one assist and two pass deflections...had arthroscopic surgery on knee during the 1987 off-season...in 1985 finished 5th on team in tackles during regular season (88 with 67 1st hits; led secondary) and led team in tackles during the playoffs (with 27, 21 1st hits)...had four interceptions (for 51) to place 3rd on team in regular season...added five pass deflections during regular season and led team in forced fumbles with three; in playoffs, had one opponents fumble recovery...vs. NY Jets, on 10-20, made hit in 3rd quarter on Tony Paige and stripped ball on 3rd and goal from NE one (Veris recovered and NE went on to 92 yard TD drive)...in wildcard playoff game, at NY Jets on 12-28, led team in tackles with 10 (seven 1st-hits)...thrust into punt returning role due to Fryar injury prior to AFC title game, at Miami, on 12-16...led team in tackles with six solo tackles in AFC title game...like his partners in secondary, started all 20 games in 1985...secondary coach Jim Carr likes to call him "our blue collar worker"...in 1984, started all but one game, missing the Jets (9-30) game due to pneumonia and bad back...had arthroscopy on his knee upon the close of the season...he has been starter at strong safety since 1982, moving to position when Rick Sanford moved to starting free safety spot...he was the team's second leading tackler with 136 total stops (68 initial hits and 68 assists) in '83 and led the team in fumble recoveries with four...was the Patriots' second leading interceptor in 1983 with five steals...in the Patriots' 31-0 win at Buffalo on 10-23-83, Roland tied a club record by intercepting three Joe Ferguson passes to set up two TDs and a FG—in the process, he became the first player in club history to record three interceptions in the same quarter...in starting seven games in 1982, Roland had 37 tackles, two sacks, three QB pressures and three pass deflections...was in on many big plays in '82, including an interception to end the game in the Patriots' 3-0 shutout victory over Miami (12-12)...James was active for all nine games in '82, but played in seven as he was hampered with injuries...he did not play at Pittsburgh (12-26) due to a hamstring injury sustained during pre-game warmup drills...he also missed the Patriots' 30-19 victory over the Bills (1-2-83), with a right knee injury sustained in practice...Roland was placed on injured reserve on 1-6-83 with a right knee injury and missed the Patriots playoff game at Miami...in 1981, he started a total of six games including four at right corner and two at SS...Roland had 36 tackles and 15 assists in '81...he also recorded two interceptions and a fumble recovery that same year...as a rookie in 1980, he started the first ten games at SS and became the nickel back for the final six games...on the year, he had 41 tackles and four assists and was second on the team with four interceptions...an exceptional punt returner in college, Roland was the Patriots' top punt returner as a rookie with a 10.0-yard average as he returned 33 punts for a total of 331 yards...that was the second best mark in the AFC...Roland sparked the Patriots to a 34-21 win over the NY Jets (11-2-80) with a 75-yard punt return for a TD...that was the longest punt return in the NFL in '80...the first of two Patriot first round picks (RB Vagas Ferguson the other) in 1980, Roland was the 14th player selected in the draft and the second DB (Mark Haynes of the NY Giants was first) chosen.

COLLEGE: A consensus All-America pick for the Vols, he was a four year starter with 288 career tackles...had ten career interceptions, including the third longest in school history, a 90-yard return for a TD vs. Ole Miss in '78...also had 37 punt returns for 356 yards, including an 89-yard return for a TD vs. Vanderbilt in '79...an outstanding trackster, he was clocked at 7.26 secs. in the 60 high hurdles and 13.5 secs in the 110 high hurdles...played in Hula, Senior and Bluebonnet Bowls.

PERSONAL: Married (Carmel)...they have three boys—Vernald (11), Roland, Jr. (5) and Roman (1)...active making speeches during the off-season, as well as working for Special Olympics and Cancer Society...enjoys visiting children's hospitals...likes to swim, cook, listen to music, race go-carts and roller skate...has been working towards completion of a degree in Human Services (attended U. Mass-Boston during the off-season)...raised in the small town of Jamestown, Ohio, where his grandfather was the fire chief, one uncle was the mayor, another uncle was the assistant police chief and a third uncle was a detective.

GAMES PLAYED/STARTED: 1980-16/10, 1981-16/6, 1982-7/7, 1983-16/16, 1984-15/15, 1985-16/16, 1986-15/15. Total: 101/85.

DEFENSIVE STATISTICS

Year	G	Tackles		Sacks	QB Press.	Fum. Rec.	Pass Def.
		Solo	Assists				
1980	16	41	4	—	—	—	6
1981	16	36	15	—	1	1	2
1982	7	23	14	2	3	1	3
1983	16	68	68	2	1	4	9
1984	15	52	33	—	—	1	9
1985	16	67	21	—	NA	—	8
1986	15	89	24	1	NA	—	7
Totals	101	376	179	5	5	7	44

INTERCEPTIONS

PUNT RETURNS

Year	G	No.	Yds.	Avg.	LG	TD	No.	FC	Yds.	Avg.	LG	TD
1980	16	4	32	8.0	19	0	33	3	331	10.0	75 t	1
1981	16	2	29	14.5	21	0	7	2	56	8.0	18	0
1982	7	3	12	4.0	12	0	0	—	—	—	—	—
1983	16	5	99	19.8	46	0	0	—	—	—	—	—
1984	15	2	14	7.0	14	0	0	2	—	—	—	—
1985	16	4	51	12.8	39	0	2	0	13	6.5	13	0
1986	15	2	39	19.5	21	0	0	1	0	—	0	0
Totals	101	22	276	12.5	46	0	42	8	400	9.5	75t	1

OTHER STATS: Fumbles: 1981-1. Forced Fumbles: 1981-1, 1983-3, 1985-3.

PLAYOFF STATISTICS


GAMES PLAYED/STARTED: 1985-4/4, 1986-1/1. Total: 5/5.

DEFENSIVE STATISTICS

Year	G	Tackles		Sacks	QB Press.	Fum. Rec.	Pass Def.
		Solo	Assists				
1985	4	21	6	—	—	1	—
1986	1	3	0	—	—	—	—
Totals	5	24	6	—	—	1	—

PUNT RETURNS

Year	G	No.	FC	Yds.	Avg.	LG	TD
1985	4	2	2	2	1.0	2	0



CEDRIC JONES 83

WR 6-1 184

DUKE 6th year

DOB: 6-1-60 at Norfolk, VA

HOW ACQUIRED: D-3a, 1982 (56th)

PRO: Played in all 16 games in 1986, plus the playoff game at Denver...finished the 1986 season with 14 catches for 222 yards (15.9 average), with a long catch of 28 yards and one TD...had his best outings of season come vs. Seattle (9-21) and at Denver (9-28), with three catches in each game—74 yards with long of 28 vs. Seattle and 54 yards with long of 22 at Denver (74 yards vs. Seattle was his

career one-game high)...had 18 yard TD catch vs. NY Jets, on 10-12...passed 1,000 career reception yards vs. Rams, on 11-16, when caught two passes for 35 yards...in '85, had 21 catches for 237 yards, with two TDs, including a 29 yarder at NY Jets, on 11-24, from Eason and three yarder from Eason vs. Green Bay, on 9-8, with eight seconds left in 1st half...had his best game come in opener, vs. Green Bay on 9-8, when tied career high with five catches (for 31 yards; also had five catches for 68 yards at NY Jets, on 11-24)...scored TD on fumble return off kickoff at Miami, on 12-16 (it was his 2nd fumble recovery for TD, with other at Philly in EZ on 12-9-84)...in 1984, did an impressive job in spelling the injured Stanley Morgan and Irving Fryar, and caught 19 passes over season for 244 yards (a 12.8 average) with two TDs and a long catch of 22 yards...started three games over '84—at Buffalo, at Miami and at NY Jets...had both TDs come against Buffalo (11-11 in Foxboro) with seven-yarder and 17-yarder, his 2nd and 3rd career TDs...earned the starting spot opposite Stanley Morgan in '83 and started 11 games...in 15 games played in '83, he had 20 catches for 323 yards and one TD...recorded his first pro TD when he grabbed a nine-yard pass from QB Steve Grogan at Baltimore (10-9)...was active for eight games and played in two during his rookie campaign (1982)...his only reception during the regular season in '82 came in Patriots' 30-19 victory over Buffalo (1-2-83), when he caught a five-yard Steve Grogan aerial.

COLLEGE: Upon graduating, held ACC record for career TD receptions (21)...as a senior, he was the ACC's leading scorer with 10 TDs as Duke's co-captain...had a team leading 42 receptions in 1981 for a conference best 832 yards (19.8 avg.)...returned 38 kickoffs over three seasons for 897 yards and 23.6 average (one TD)...had best game ever with six receptions for 183 yards and two TDs vs. Maryland in '81...as a soph, had a 229 total yard effort vs. Wake Forest, including a 97-yard KOR for a TD...named to first team All-ACC and AP 2nd Team All-America as a senior...played in '82 Senior Bowl.

PERSONAL: Married (Melanie)...graduated from Duke with a degree in Political Science...helped with Joe Kennedy congressional campaign... active member of the Patriots basketball team...has law school aspirations...lists reading, traveling and International Affairs research among his favorite pastimes...honored as Roxbury Comprehensive Community Health Center Man-of-the-Year after 1986 season...both parents are teachers...earned honorable mention All-State honors in football and basketball at Weldon (NC) High School.

GAMES PLAYED/STARTED: 1982-2/0, 1983-15/11, 1984-14/3, 1985-16/3, 1986-16/0. Total: 63/17.

RECEIVING						
Year	G	No.	Yds.	Avg.	LG	TD
1982	2	1	5	5.0	5	0
1983	15	20	323	16.2	30	1
1984	14	19	244	12.8	22	2
1985	16	21	237	11.3	29t	2
1986	16	14	222	15.9	28	1
Totals	63	75	1031	13.7	30	6

OTHER STATS: Fumbles: 1983-1, 1984-1, 1986-1. Fumble Recoveries: 1984-one for TD in endzone at Phil. 12-9-84, 1985-one (15-yard return) for TD at Miami 12-16-84. Kickoff Returns: 1983-four for 63 yds., 1984-one for 20 yds., 1985-three for 37 yards, 1986-four for 63 yards. Rushing: 1986-1 for -7 yards.

Single Game Career Highs

Most Receptions—5 vs. Buffalo 11-11-84

5 vs. Green Bay 9-8-85

5 at NY Jets 11-24-85

4 at Seattle 11-17-85

4 at Buffalo 9-2-84

Most Yds. Receiving—74 vs. Seattle 9-21-86

71 at Buffalo 9-21-86

68 at NY Jets 11-24-85

Longest Receptions—29t at NY Jets 11-24-85

30 vs. Baltimore 9-4-83

29t at NY Jets 11-24-85

Most TD Receptions—2 vs. Buffalo 11-11-84

Longest TD Receptions—29t at NY Jets 11-24-85


18t vs. NY Jets 10-12-86

17t vs. Buffalo 11-11-84

PLAYOFF STATISTICS

GAMES PLAYED/STARTED: 1982-1/0, 1985-4/0, 1986-1/0. Total: 6/0.

OTHER STATS: Kickoff Returns: 1985-three for 20 yards.



MARK KEEL 45

TE 6-3 242

ARIZONA 1st year

DOB: 10-1-62 at Fort Worth TX

HOW ACQUIRED: D-9b, 1983 (240th)

PRO: Considered a fine blocker as well as pass-catcher, signed with the Patriots in August of 1986 and spent the entire season on Injured Reserve from an injury he suffered while in the United States Football League...played three years in the USFL—for the Arizona Wranglers in 1983, the Chicago Blitz in 1984 and the Jacksonville Bulls in 1985...signed by the Wranglers in February of 1983 (was team's territorial draft pick) and became a member of the Blitz when teams switched cities...left Blitz for Jacksonville in December of 1984 in USFL's Dispersal draft...was acquired by Arizona Outlaws following trade with Bulls in March of 1986...was two-time USFL All-Pro, second team in 1983 and first team in 1985...in three years in the USFL, had 141 catches—second tops among USFL tight ends—for 1,660 yards, 11.7 average) with 65 catches for 802 yards, 12.3 average with two TDs and long of 27 in 1983; 23 catches for 263 yards, 11.4 average, two TDs and long catch of 35 in 1984 and 53 catches for 595 yards, 11.0 average, no TDs and long catch of 40 yards in 1985...in 1985, ranked second among USFL TEs in receptions...ended season in week 16 with knee injury—medial collateral and posterior cruciate ligaments in right knee injured tripping on artificial turf (finished third on Bulls in passes caught)...had six-catch, 64-yard game vs. Tampa Bay and had four catches for 33 yards in 30-20 win over NJ Generals.

COLLEGE: Attended University of Arizona...as a senior in 1982 (6-4-1 team), was second on team in receptions with 32 (for 513 yards, a 16.0 average) with two TDs...was selected honorable mention All-Pac 10...had 63 yard TD catch vs. Stanford (other TD a six-yarder vs. Iowa)...had six catches vs. USC (for 76 yards) and five catches for 57 yards vs. Oregon...as a junior in 1981 (6-5 team), started all nine games, finishing first on the team in receptions with 27 for 343 yards (12.7 average)...led all Pac-10 tight ends in receptions...came to Arizona from Olympic Junior College in Bremerton, Washington...earned two letters in football and one each in track and basketball in JC (tight end in football, center in basketball, triple jumper in track)...in 1980, led JC in receptions with 27 for 593 yards and five TDs in second year (2.7 catches per game)...led all TEs in league in catches per game and was no. 4 overall...was third in league in receiving yards...team went 8-2 (5-1 league).

PERSONAL: Single...majored in public administration with psychology minor...attended Clover Park HS in Tacoma, Wash., where he earned three letters in basketball, two in track and one each in football and baseball...earned all-conference honors with 18 receptions for 291 yards as a senior...was an all-conference selection in basketball, averaging 15.2 points per game as a senior.

GAMES PLAYED/STARTED: 1986-On physically unable to perform list the entire season.



RONNIE LIPPETT 42

(pronounced Lip PET)

CB 5-11 180

MIAMI (FL) 5th year

DOB: 12-10-60 at Melbourne, FL

HOW ACQUIRED: D-8, 1983 (214th)

PRO: Had his finest season as a pro in 1986 with eight interceptions (76 yards), which placed him second in the AFC and third in the NFL in interceptions...had three games with two interceptions—vs. Miami on 10-5, at Buffalo on 10-26 and at Indianapolis on 11-9...finished season with 50 solo tackles and seven assisted

tackles...was second on the team in pass deflections with 10 (Raymond Clayborn, the other CB, led with 16)...was honored with AFC Defensive Player of the Week award for his game vs. Miami, on 10-5...missed Miami game of 12-22 with rib problems, suffered previous week vs. San Francisco, on 12-14...suffered ankle injury week of practice for Denver playoff game, and was not able to play game on 1-4-87...was selected UPI All-AFC and AP All-Pro (honorable mention)...had off-season surgery to remove debris from a/c joint of shoulder...in 1985, finished regular season with 77 tackles, 65 of which were 1st hits...was 3rd on team in pass deflections with 11 and 4th on club in interceptions with three (for 93 yards, with long return of 58 yards)...also added one fumble recovery...during the playoffs, was tied for 4th on team in tackles with 21 (19 1st-hits), and added two interceptions (for one yard return) and five pass deflections...like his partners in the backfield, started all 20 games during the year...had best game of year in playoffs at LA Raiders, on 1-5, when he had two interceptions, knocked down two other passes and was involved in seven tackles (five solos)...in wildcard playoff game, at NY Jets on 12-28, tied James for team lead in tackles with seven solos...in 1984, shared the starting left cornerback position with rookie Ernest Gibson, with both players starting eight games (Ronnie started the first seven games and the last game of the season)...was tied with CB Raymond Clayborn in interceptions with three (Lipsett had 23 return yards), with two of his pickoffs coming vs. Buffalo on 11-11...also had interception with 38 seconds left vs. Indy (12-16) to help Patriots preserve a 16-10 win...he had a fine season in 1983, especially the 2nd half of the season after being hurt in beginning by the fact that he suffered a shoulder separation in training camp and had to miss three preseason games...however, he returned to start all 16 regular season games at left cornerback...in 1983, led the team in pass deflections with 26...he also recorded 73 total tackles, one caused fumble, one fumble recovery and blocked a PAT attempt vs. the NY Jets (9-18-83)...turned in a stellar performance at Miami (9-11-83), when he was in on eight tackles and recorded one pass deflection...an eighth-round selection by the Patriots in the 1983 NFL draft (214th selection overall).

COLLEGE: A three-year starter for the Hurricanes, he recorded 141 total tackles and grabbed 10 interceptions for 179 yards and one TD over his collegiate career...was the third leading tackler among DBs as a senior and second as a junior...picked off a fourth quarter Michigan State pass that set up the winning TD in a Miami 25-22 victory (9-25-82)...played for three seasons on the same Miami (FL) squad with Patriot FS Fred Marion.

PERSONAL: Married (Sheryl)...has a daughter, Ronnique Lenn (1)...a Recreation Therapy major at Miami...attends the University of Massachusetts at Boston during off-season...attended Sebring (FL) High where he earned All-Conference honors in three sports — football, basketball and track...was honored by his hometown (Sebring, FL) with a day after the 1986 season...is the oldest in a family of five children...hobbies include fishing and studying religion.

GAMES PLAYED/STARTED: 1983-16/16, 1984-16/8, 1985-16/16, 1986-15/15. Total: 63/55.

DEFENSIVE STATISTICS

Year	G	Tackles		Sacks	QB Press.	Fum. Rec.	Pass Def.
		Solo	Assists				
1983	16	45	28	—	—	1	26
1984	16	53	23	—	—	1	10
1985	16	65	12	—	—	1	13
1986	15	50	7	—	—	0	10
Totals	63	213	70	—	—	3	59

INTERCEPTIONS

Year	G	No.	Yds.	Avg.	LG	TD
1984	16	3	23	7.7	13	0
1985	16	3	93	31.0	58	0
1986	15	8	76	9.5	43	0
Totals	63	14	192	13.7	58	0

OTHER STATS: Blocked a PAT attempt vs. NY Jets 9-18-83. Forced Fumbles: 1983-1, 1984-1.

PLAYOFF STATISTICS

GAMES PLAYED/STARTED: 1985-4/4.

DEFENSIVE STATISTICS

Year	G	Tackles Solo	Assists	Sacks	QB Press.	Fum. Rec.	Pass Def.
1985	4	19	2	—	—	—	5

INTERCEPTIONS

Year	G	No.	Yds.	Avg.	LG	TD
1985	4	2	1	0.5	1	0



FRED MARION 31

FS 6-2 191

MIAMI (FL) 6th year

DOB: 8-2-59 at Gainesville, FL

HOW ACQUIRED: D-5, 1982 (112th)

PRO BOWL: 1986

PRO: Started all 16 games and the Denver playoff game in 1986...led the team in both total tackles (122) and solo tackles (95) from his free safety position...also had nine pass deflections (third best on team)...had two interceptions (for 56 yards) with the pickoffs coming at Pittsburgh on 10-19 (37 yard return for his first pro TD, coming on the first play of the second quarter) and at Buffalo on 10-26 (19 yard return)...had 14 tackles vs. Atlanta on 11-2 (11 solos); had 12 total tackles vs. the NY Jets on 10-12 (seven solos); had 11 tackles (seven solos) vs. San Francisco on 12-14...in 1985, in his 1st full year as a starter, was one of eight Patriots selected to the Pro Bowl, as was named to the team by Miami coach Don Shula the week prior to the game (originally picked as 2nd alternate)...tied for 2nd in AFC in interceptions with seven, but led NFL in return yardage with 189 (2nd best figure in NE history)...had 2nd best tackle total on team in regular season in 1985 with 129 (behind Nelson's 149) and led team in 1st hits with 98; in playoffs, had 20 tackles, 14 1st hits...led team in playoff interceptions with three (for 69 yards)...was selected AFC Defensive Player of the Month for November '85...started off month vs. Miami, on 11-3, when helped protect NE's 17-13 lead with deflection of Marino pass late in game...vs. Indy, on 11-10, when intercepted Pagel pass (McSwain deflected) and returned 36 yards to Indy 24 to set up NE's go-ahead TD; also in that game, had fumble recovery in 3rd quarter and returned it nine yards to set up FG...led team in 1st-hit tackles that Colts game with seven and had two assists — because of this effort, was named AFC's Defensive Player of the Week...at Seattle, on 11-17, had an 83 yard interception return to spark NE victory, with that the longest interception return in AFC during the season, as well as being Marion's career best; play started from NE two yard line to Seattle 15 and set up NE winning score with less than three minutes left in game...also led team in tackles that game with eight (six 1st-hits), causing one fumble; also had another interception that game...in wildcard playoff game, at NY Jets, on 12-28, had strong game with interception (26 yard return for new team playoff record), knocked down two other passes...at LA, on 1-5, had fine game with seven tackles (3 solos), one interception of 22 yards, a fumble recovery and a pass defensed...in AFC title game, at Miami, on 1-12, killed Miami drive with interception on four yard line; also had three solos, two pass knock-downs...end of season selected 1776 Quarterback Club Unsung Hero, as well as AP All-NFL (honorable mention), UPI All-AFC (2nd team), *College and Pro Football Newsweek* All-Pro (1st team) and AFC Pro Bowl (2nd team)...had arthroscope to right knee on 2-26-86...in 1984, shared the starting free safety position with Rick Sanford after impressing the coaches with his play at strong safety in place of Roland James, who sat out due to illness and bad back...led defensive backs in tackles with 89 tackles (39 solos, 50 assists), had one sack of five yards, had two interceptions for 39 yards and had seven pass deflections during '84 campaign...he was the nickel back and a regular on special teams in '83...was in on 27 total tackles, had one pass deflection and recorded two interceptions in '83...first interception as a pro came in Patriots' 21-7 win over Buffalo (11-6-83) when he grabbed a Joe Ferguson aerial...recorded seven tackles, four assists, two pass deflections and one fumble recovery during his rookie campaign.

COLLEGE: Led the Hurricanes in interceptions in '80 and '81 on way to setting school record for career pickoffs (16)...recorded 237 career tackles...also returned 62 punts for 392 yards...turned in stellar performance in nationally televised 17-14 victory over top ranked Penn State senior year with ten tackles and two interceptions ...intercepted two passes in '82 Hula Bowl and one in '82 Senior Bowl...played in '82 Olympia Gold Bowl.

PERSONAL: Married (Anne)...father of two daughters, Monica Nicole (5) and Natasha Monique (2)...is working to complete a degree in Business Management during the off-season...older brother Frank played LB for the NY Giants (1977-83)...lists outdoor sports, including horseback riding and fishing, among his favorite hobbies...was North Florida Defensive Lineman-of-the-Year in '75 and played DB and LB at Bucholz High School in Gainesville, FL.

GAMES PLAYED/STARTED: 1982-9/0, 1983-16/0, 1984-16/10, 1985-16/16, 1986-16/16. Total: 73/42.

DEFENSIVE STATISTICS

Year	G	Tackles		Sacks	QB Press.	Fum. Rec.	Pass Def.
		Solo	Assists				
1982	9	7	4	—	—	1	2
1983	16	21	6	—	—	—	—
1984	16	39	50	1	—	1	7
1985	16	98	31	—	—	3	13
1986	16	95	27	—	—	—	9
Totals	73	260	118	1	—	5	31

INTERCEPTIONS

Year	G	No.	Yds.	Avg.	LG	TD
1982	9	0	—	—	—	—
1983	16	2	4	2.0	4	0
1984	16	2	39	19.5	26	—
1985	16	7	189*	27.0	83	—
1986	16	2	56	28.0	37†	1
Totals	73	13	288	22.2	83	1

*NFL Leader

OTHER STATS: Punt Returns: 1985-One Fair Catch, 1986-One for 12 yards, One Fair Catch. Forced Fumbles: 1985-2, 1986-1.

PLAYOFF STATISTICS

GAMES PLAYED/STARTED: 1982-1/0, 1985-4/4, 1986-1/1. Total: 6/5.

DEFENSIVE STATISTICS

Year	G	Tackles		Sacks	QB Press.	Fum. Rec.	Pass Def.
		Solo	Assists				
1982	1	1	1	—	—	—	—
1985	4	14	6	—	—	1	5
1986	1	7	7	—	—	—	—
Totals	6	22	14	—	—	1	5


INTERCEPTIONS

Year	G	No.	Yds.	Avg.	LG	TD
1982	1	—	—	—	—	—
1985	4	3	69	23.0	26	—
1986	1	—	—	—	—	—
Totals	6	3	69	23.0	26	—

OTHER STATISTICS: Punt Returns: 1985-One Fair Catch.

FOR THE RECORD...

There were seven Patriot players who started all 17 games for the team last season. On offense, there were three—Stanley Morgan (WR), Pete Brock (OC) and Ron Wooten (RG). And on defense, there were four—Brent Williams (DE), Toby Williams (NT), Raymond Clayborn (CB) and Fred Marion (FS).



TREVOR MATICH 64

OC 6-4 270

BRIGHAM YOUNG 3rd year

DOB: 10-9-61 at Sacramento, CA

HOW ACQUIRED: D-1, 1985 (28th)

PRO: The center position is his natural position, but he can play just about any of the offensive line positions...was used at both tackle and guard during the 1986 season due to numerous injuries on the team...at Indianapolis, on 11-9, played at left tackle when Holloway missed due to injury (knee)...started first NFL game at New Orleans, on 11-30, filling in at left guard for Fairchild (groin injury)...in 1985, spent nearly all season on Injured Reserve, going on IR on 10-12 with ankle injury...suffered ankle problem in opener, vs. Green Bay, on 9-8...missed next four games before going on IR (did not dress at Chicago, on 9-15, and at Buffalo, 9-22)...tried to come back for Buffalo, on 10-1, but re-injured ankle during practice week...was 1st player taken in draft by the Patriots and the 28th player chosen in the 1985 NFL draft.


COLLEGE: BYU went 47-3 in his four years and won the Western Athletic Conference (WAC) each year...BYU finished 13-0 his senior year and national champions; beat Michigan, 24-17, in the Holiday Bowl...BYU went 11-1 in 1983 and beat Missouri, 21-17, in Holiday Bowl; went 12-1 in 1980 and beat SMU in Holiday Bowl, 46-45, and went 11-1 in 1979, and lost to Indiana, 38-37, in Holiday Bowl that season...was All-WAC as a senior as well as making 3rd team AP All-America and HM All-America in Football News...was center for some outstanding QBs at BYU—Marc Wilson, Jim McMahon, Steve Young and Robbie Bosco...missed 1981 and 1982 college football seasons, spending 18 months in Mexico on a Mormon mission after his sophomore year.

PERSONAL: Single...majored in speech communications...a graduate of Rio Americano HS in Sacramento, CA, where he built himself up from a 5-6, skinny youngster to 6-4, 205 pounds as a senior...made all-conference, all-city, all-Northern California as a senior...his dad, Tony, played college football at the University of San Francisco with such future NFL'ers as Ollie Matson and Gino Marchetti...hobbies: theatre, dancing...enjoys speaking to youth groups.

GAMES PLAYED/STARTED: 1985-1/0 (Placed on Injured Reserve list 10-12-85), 1986-11/1. Total: 12/1.

PLAYOFF STATISTICS

GAMES PLAYED/STARTED: 1986-1/0.



LAWRENCE MCGREW 50

OLB/ILB 6-5 233

USC 7th year

DOB: 7-23-57 at Berkeley, CA

HOW ACQUIRED: D-2, 1980 (45th)

PRO: Has the ability to play either the inside and outside linebacker position, and this versatility was called on in 1986...started 14 games over the season—started nine games at the right inside linebacker position, four games at the left outside position and one game at the right outside position...missed Atlanta game on 11-2 due to knee and at New Orleans game of 11-30 due to groin...was fourth on the team in tackles with 87 (46 first-hits); also had two interceptions for 44 yards, had one sack for 12 yards, had four passes knocked down, blocked one punt (at Pittsburgh on 9-19) and forced two fumbles...the blocked punt was the first by a Patriot

since November of 1979...vs. Jets, on 10-12, had 10 tackles (seven solos)...had interceptions at Denver, on 9-28 (Elway's first interception of the season, set up NE TD) and then picked off Marino pass following week vs. Miami, on 10-5...had operation on right knee during off-season to repair tendon, remove bone spur...finished 1985 season as top tackler (92, 51 1st-hits) and in playoffs was 4th on team in tackles (21, 16 1st-hits)...during regular season, had one interception (no yards on return vs. Green Bay, on 9-8), one sack (no yards lost; vs. Buffalo, on 10-13), had one pass deflection, one fumble recovery and one fumble caused; in the playoffs, had one fumble caused...started two games at the right outside linebacker position—vs. Buffalo, on 10-13 and vs. NY Jets, on 10-20, replacing injured Blackmon (ankle)...in 1984, filled in quite nicely at the inside linebacker position for the injured Weishuhn...he finished 2nd to Pro Bowler Steve Nelson with 167 tackles, with five quarterback pressures, two fumbles caused, five pass deflections, and a half sack for a loss of 1.5 yards...he saw action in all 16 games in '83 with five starts...led team in tackles in 5 games in '84...caused 2 fumbles...he was a regular in nickel formations and participated on special teams in '83...recorded two sacks, three QB pressures and five pass deflections in '83...chalked up his first pro interception in Patriots' 21-7 win over Buffalo (11-6-83)...one of three new starting LB's in '82, he made an immediate impact on the team's defensive performance, as he finished tied as the team's fourth ranked tackler with 24 stops and 48 assists...missed the final game of the '82 season with an ankle sprain, but returned to play in the playoff loss at Miami (1-8-83)...recorded 1½ QB sacks and eight QB pressures in '82...spent the entire 1981 season on injured reserve with a knee injury suffered in training camp...was a regular on special teams in '80 and saw limited action at LB in a back-up role...suffered a right elbow injury at Miami during his rookie campaign and was placed on injured reserve on 12-19-80 for the remainder of the season...was in on 23 total tackles and had one QB sack and one pass deflection in first pro campaign...was drafted in the second round of the '80 NFL draft by the Patriots (the 45th player chosen overall and the sixth linebacker taken).

COLLEGE: USC coaches voted him as defensive MVP in '79...made 138 tackles in three years...started in two Rose Bowl games, made six tackles in 17-10 win over Michigan in '79 and five tackles in 17-16 win over Ohio State in '80...career high of 10 tackles came against Notre Dame as a junior...played in '80 Japan Bowl...spent frosh year at Contra Costa Junior College.

PERSONAL: Married (Elaine)...has a son, Lawrence Jr. (6), and a daughter, Analeise Noel (2)...has degree in Speech Communications...has graduate school aspirations in Business...enjoys basketball, bike riding.

GAMES PLAYED/STARTED: 1980-11/0, 1981-On injured reserve for the entire season, 1982-8/8, 1983-16/5, 1984-16/15, 1985-13/13, 1986-14/14. Total: 78/55.

DEFENSIVE STATISTICS

Year	G	Tackles		Sacks	QB Press.	Fum. Rec.	Pass Def.
		Solo	Assists				
1980	11	17	6	1	—	—	1
1981			On Injured Reserve Entire Season				
1982	8	24	48	1½	8	—	1
1983	16	24	48	2	3	1	5
1984	16	60	107	½	5	—	5
1985	13	50	38	1	NA	2	1
1986	14	46	39	1	NA	—	4
Totals	78	221	286	7	16	3	17

OTHER STATS: Interceptions: 1983-One for three yards, 1985-one for zero yards, 1986-two for 45 yards. Blocked punts: 1986-one (at Pittsburgh, 10-19). Forced Fumbles: 1982-1, 1983-1, 1984-2, 1985-1, 1986-2.


PLAYOFF STATISTICS

GAMES PLAYED/STARTED: 1982-1/1, 1985-4/4, 1986-1/1. Total: 6/6.

DEFENSIVE STATISTICS

Year	G	Tackles		Sacks	QB Press.	Fum. Rec.	Pass Def.
		Solo ²	Assists				
1982	1	5	2	—	—	—	—
1985	4	16	5	—	—	1	—
1986	1	7	8	—	—	—	—
Totals	6	28	15	—	—	1	—

OTHER STATS: Forced Fumbles: 1985-1.



ROD McSWAIN 23

CB 6-1 198

CLEMSON 4th year

DOB: 1-28-62 at Caroleen, NC

HOW ACQUIRED: T-Atlanta, 1984

PRO: Spent the first month of 1986 season on Injured Reserve with a shoulder problem (on IR from 9-2 to 10-2)—and then later in the season had to miss three more games due to a hamstring problem...played in nine games over 1986 season...finished season with six tackles (three first-hits)...was also involved in 13 special teams tackles (nine solos); his biggest contribution on special teams came at LA Rams when he blocked a punt and returned it 31 yards for a TD...in the final regular season game, at Miami on 12-22, intercepted Dan Marino pass with 36 seconds remaining to seal New England's 34-27 win...also intercepted John Elway pass at Denver (1-4-87) in playoff game...had operation on shoulder (A/C joint) upon close of season (separated shoulder in preseason game at LA Raiders, on 8-26)...in 1985 had 16 tackles over season (14 1st-hits) and added one interception (zero yards return), had six pass deflections and two fumbles caused...was a very valuable member of the special teams, with 2nd best total on club—22 tackles (13 1st-hits)...at Cleveland, on 10-6, caused fumble on punt return (Rembert recovers in EZ for NE's 1st TD)...vs. Miami, on 11-3, had fine game, making first pro interception with 36 seconds left in half to stop Miami drive at NE 34...at Miami, on 12-16, forces 4th quarter fumble on kickoff (recovered by Jones and returned 15 yards for game-tying TD)...in 1984, played in 15 of the team's 16 games as reserve cornerback and valuable member of the special teams...was involved in 19 tackles, 14 first-hits with nearly all these tackles coming on special teams...had one pass deflection and one fumble recovery...traded to Patriots from Atlanta Falcons on 8-27-84 in exchange for 1985 eighth-round draft pick...was drafted by Falcons in third round of '84 draft (63rd player taken overall and 11th DB selected).

COLLEGE: As a senior at Clemson, was selected first team ACC and honorable mention *Associated Press* All-American...had 44 tackles his final year, 32 assisted; also had two interceptions and 11 pass knock downs...as junior, played in 10 of team's 11 games as wide receiver...as a sophomore in 1981, was a reserve cornerback on a squad that finished as national champions (had 26 tackles, 20 first-hits)...as a freshman, played in eight of 11 games, including starting two at cornerback; had 13 first-hit tackles and three assisted...was anchor on Clemson's 400 meter sprint relay team that won the ACC title in 1982; took part in the NCAA track finals in 1982 and 1983...as junior, placed 2nd in the ACC finals in both the 100 and 200 meters, running the 100 in 10.41 and the 200 in 21.13.

PERSONAL: Single...brother, Chuck, played for the Dallas Cowboys (1983-84)...graduated from Chase HS (Forest City, NC)...was a football and basketball standout in high school.

GAMES PLAYED/STARTED: 1984-15/0, 1985-16/0, 1986-9/0 (On Injured Reserve list 9-2-86 to 10-3-86). Total: 40/0.

DEFENSIVE STATISTICS

Year	G	Tackles		QB Press	Fum. Rec.	Pass Def.
		Solo	Assists			
1984	15	14	5	—	1	1
1985	16	14	2	—	—	6
1986	9	3	3	—	—	—
Totals	40	31	10	—	1	8

OTHER STATS: Interceptions: 1985—one for 0 yards, 1986—one for 3 yards. Forced Fumbles: 1985-2. Blocked Punts: 1986—one (recovered, returned 31 yards for TD at LA Rams 11-16-86).


PLAYOFF STATISTICS

GAMES PLAYED/STARTED: 1985-4/0, 1986-1/0. Total: 5/0.

DEFENSIVE STATISTICS

Year	G	Tackles		QB Press	Fum. Rec.	Pass Def.
		Solo	Assists			
1985	4	0	0	—	—	—
1986	1	2	0	—	—	—
Totals	5	2	0	—	—	—

OTHER STATS: Interceptions: 1986-one for 2 yards.



STEVE MOORE 67

OT 6-5 305

TENNESSEE ST. 5th year

DOB: 10-1-60 at Memphis, TN

HOW ACQUIRED: D-3b, 1983 (80th)

PRO: Was the starter at the right tackle position for the second straight season—until he suffered fractured left ankle vs. Buffalo on 11-30 which caused him to miss the rest of the year (last four games)...placed on IR on 11-28 after surgery on ankle...had string of 20 consecutive starts broken when missed Miami game of 10-5 due to knee problem (suffered at Denver, on 9-28)...in 1985 stepped in for Haley (who missed entire season with colitis) at right tackle position and did solid job...started all 20 games...in 4th quarter vs. Miami on 11-3-85, he lined up at a running back spot with Tatupu on 4th and one situation. Tatupu was handed the ball and plunged into line, but tossed back to QB Grogan, who threw TD pass to TE Hawthorne...vs. Indy, on 11-10-85, played in backfield for one play and was lead blocker for Tatupu on a short yardage play for 1st down...in 1984, saw action in all 16 games...was the second of two Patriots' third round draft choices in '83, he was selected with the San Diego Chargers' third round pick that was acquired in the Tim Fox trade of 1982...was the 14th offensive lineman taken in the '83 draft and the 80th player selected overall.

COLLEGE: Was a three-year starter at Tennessee St., played both OG and OT for the Tigers...was member of team that broke TSU's single-season passing mark with 3,100 yards in '81...also member of offensive line which protected QB Joe Adams, who threw an NCAA career record 81 TDs (1977-80).

PERSONAL: Married (Andrea)...spends great deal of time working with Special Olympics and speaking at various high schools in Boston area...hobbies: reading, collecting unicorns and fishing...brother, Vincent, plays football (QB) at Univ. of Tennessee...played in quite a few Patriots basketball games during off-season...was named Professional Athlete of the Year for state of Tennessee by the Vanguard Club after the 1986 season.


GAMES PLAYED/STARTED: 1983-4/0, 1984-16/0, 1985-16/16, 1986-11/11 (Placed on Injured Reserve list 11-28-86). Total: 47/27.

PLAYOFF STATISTICS

GAMES PLAYED/STARTED: 1985-4/4.

FOR THE RECORD...

Veteran wide receiver Stanley Morgan has had 100-plus yards receiving in 36 games throughout his career, including one in post-season play. In the 1986 season, Morgan had nine 100-yard games during the regular season and another one at Denver in the playoffs. The most 100-plus receiving games Morgan had in a season prior to last year came in 1979 when he had five such games.



STANLEY MORGAN 86

WR 5-11 181

TENNESSEE 11th year

DOB: 2-17-55 at Easley, SC

HOW ACQUIRED: D-1b, 1977 (25th)

PRO BOWL: 1980, 1981, 1987

PRO: Had a season to behold, setting team record for receptions and yardage in one season (84 for 1,491 yards, a 17.8 average with 10 TD catches)...started all 16 games in '86, plus the playoff game at Denver...had third 1,000-plus receiving yards season (club has had it done four times)...was tops in the AFC in receiving yards (2nd in NFL) and was third in AFC in receptions and third in the AFC in total yards...was fourth in AFC in TDs with 10...a big factor for the great season was the fact that he was in the best shape of his career, through intense off-season workouts that allowed him to lose 10 pounds. In addition, he had off-season surgery on an ailing hand...had nine games with 100-plus yards receiving, one shy of the NFL record of 10...had 100-plus receiving yards in first three games (22 catches for 381 yards in those three games)...was selected the team's MVP by the 1776 QB Club...at LA Rams, on 11-16, tipped Eason pass in endzone on 25 yard Hail Mary pass (Irving Fryar caught TD pass to give NE 30-29 win)...passed 8,000 career yard receiving mark vs. Atlanta on 11-2 when he had three catches for 36 yards; passed 800 career catch mark following week, at Indianapolis on 11-9, when he had five catches for 89 yards...is fourth on the all-time 100-plus yards receiving list in the NFL with 35 (second among active players—Steve Largent of Seattle has 39)...in his career, has caught 435 passes for 8,692 yards, a 19.9 average with 57 receiving TDs (also has one TD via punt return)...was selected to the Pro Bowl for the third time ever and for the first time since the 1981 season...caught TD pass at Miami with 44 seconds remaining (30 yard TD) from Steve Grogan to allow Patriots to down host Dolphins, 34-27, on 12-22 in the final NFL game that was played at the Orange Bowl (gave NE AFC East title)...in playoff game at Denver on 1-4-87, had 45 yard TD catch from Eason on flea-flicker pass (had three catches for 100 yards in game)...named All-AFC by Pro Football Weekly, by UPI, by the Football News and was All-Pro by NEA, AP (second team) and the Sporting News...selected to Dr. Z All-Pro team (Sports Illustrated)...in 1985 had 39 catches for 760 yards...in 1985 playoffs, led team with 14 catches for 184 yards, 13.1 ave., with one TD...led team in catches in Super Bowl with seven catches for 70 yards...in wildcard playoff game, at NY Jets, on 12-28, led NE with four catches for 62 yards, including 36 yard TD in 2nd quarter to give NE lead for good...in AFC title game, at Miami, on 1-12, led team with 30 yards on two catches, including 12 yarder to Miami one to set up NE's 2nd TD...in 1984, suffered a right hamstring pull that had Stanley miss the final two preseason games and most of the first four weeks, but came on strong and had 38 catches for 709 yards, for an 18.7 average, with five TDs and a long catch of 76 yards...Stanley became the Patriots' all-time leading reception yardage leader in '83...in the Patriots' game with the Colts in Baltimore on 10-9-83, Stanley caught a personal career single game high of nine receptions...with 863 yards in 1983, Stanley led the Patriots in receiving for the fourth straight year...he also holds a unique NFL mark in that he is the only player to have averaged over 20.0 yards per catch in each of the six seasons from 1977-82...over the last five weeks of the '82 season, Stanley had four games in which he had 100 or more yards receiving...in a loss to Pittsburgh (12-26), he grabbed a 75-yard TD pass from Matt Cavanaugh, the longest of the year in the AFC, and had a total of four catches on the day for 127 yards...in six games played against the Baltimore Colts from 1978-80, Stanley riddled the Colts for 21 receptions, 507 yards, a 24.1 reception average and five TDs (75, 62, 56, 27 and 25 yards)...when he missed the opening game with a knee injury in 1981, it marked the end of a 62-game consecutive starting streak that began in his rookie year (1977)...played in the Pro Bowl following the 1979 and 1980 seasons, scoring the AFC's lone TD in a 21-7 loss to the NFC in the 1980 Pro Bowl...in only his third pro campaign, he joined Harold Jackson (1,013 yards) in becoming the first Patriot to cross the 1,000-yard receiving plateau in a season when he had 1,002 yards on 44 reception in 1979...his 12 receiving TDs that year led the league as did his 22.8 reception yard average...in a 50-21 thumping of Baltimore at Foxboro (11-18-79), Stanley returned a punt 80 yards for a TD, marking only the third time in club history (at the time) that a punt was returned for a TD...his total TD production

(13) in 1979 tied Steve Grogan's club mark of 13 set in 1976...in his second pro season (1978), he led the team with 820 yards receiving and was the team's top punt returner with 335 yards and 10.5-yard average on 32 returns...as a rookie, he turned in a stellar performance with 21 receptions (second on the club), the club's top reception average (21.1) and top punt return performance (16 for 220 yards and a 13.8 avg.)...his 13.8-yard punt return average was second best in the AFC that year...was named to the PFW all rookie team and was tabbed as Rookie-of-the-Year by the Patriots' 1776 Fan Club...the 25th player overall and the first wide receiver taken in the 1977 NFL draft, Stanley joined CB Ray Clayborn (16th player taken) as one of two Patriot first round choices that year.

COLLEGE: Received countless awards after four year career with the Vols...played three different positions — WR, RB and WB...accounted for 4,713 yards while a collegian, averaging 9.2 yards every time he touched the ball.

PERSONAL: Married (Rholedia)...father of two daughters, Sanitra Nikole (11) and Monique (6)...received a B.S. in Education from Tennessee in 1979...spends off-season in Germantown, Tenn., where he and his wife own a dress shop.

GAMES PLAYED/STARTED: 1977-14/14, 1978-16/16, 1979-16/16, 1980-16/16, 1981-13/13 (Started 62 consecutive games in first four years of career before missing first two games of 1981 with a left knee sprain), 1982-9/9, 1983-16/16, 1984-13/12, 1985-15/13, 1986-16/16. Total: 144/141.

Year	RECEIVING						PUNT RETURNS					
	G	No.	Yds.	Avg.	LG	TD	No.	FC	Yds.	Avg.	LG	TD
1977	14	21	443	21.3	64t	3	16	2	220	13.8	53	0
1978	16	34	820	24.1	75t	5	32	5	335	10.5	48	0
1979	16	44	1002	22.8*	63t	12*#	29	21	289	10.0	80t	1
1980	16	45	991	22.0	71	6	0	—	—	—	—	—
1981	13	44	1029	23.4*#	76t	6	15	4	116	7.7	26	0
1982	9	28	584	20.9	75t	3	0	—	—	—	—	—
1983	16	58	863	14.9	50t	2	0	—	—	—	—	—
1984	13	38	709	18.7	76t	5	0	—	—	—	—	—
1985	15	39	760	19.5	50t	5*	0	—	—	—	—	—
1986	16	84#	1491#	17.8	44t	10	0	—	—	—	—	—
Totals	144	435#	8692#	20.0	76t	57#	92	32	960	10.4	80t	1

*NFL Leader

#Club Record

Single Game Career Highs

Most Receptions—9 at Baltimore 10-9-83

Most Yards Receiving—182 vs. Miami 11-8-81

170 at Baltimore 11-26-78

162 vs. NY Jets 10-12-86

161 vs. Seattle 9-21-86

Longest Reception—76t vs. Miami 11-8-81

76t vs. Miami 10-21-84

75t at Baltimore 11-26-78

Most TD Receptions—3 vs. Seattle 9-21-86

100 Yard Receiving Games

1978—vs. Baltimore (9-18) 3-125-1 (62t)

vs. Phil (10-8) 3-104-1 (58t)

at Baltimore (11-26) 5-170-1 (75t)

1979—vs. NY Jets (9-9) 3-102-2

at Baltimore (10-28) 5-151-2 (56t)

at Buffalo (11-4) 5-158-2 (63t)

at Miami (11-29) 5-124-1 (38t)

at NY Jets (12-9) 6-129-2 (48t)

1980—vs. Cleveland (9-7) 3-102-1 (67t)

at Seattle (9-21) 2-108-2 (66t)

at San Francisco (11-30) 4-142-0 (71)

1981—vs. Kansas City (10-4) 4-118-1 (66t)

vs. Miami (11-8) 5-182-1 (76t)

at Buffalo (11-22) 3-141-1 (65)

1982—vs. Houston (11-28) 5-122-2 (62t)
 at Chicago (12-5) 7-130-0 (40)
 at Pittsburgh (12-26) 4-127-1 (75t)
 vs. Buffalo (1-2-83) 7-141-0 (45)
 1983—at Baltimore (10-9) 9-136-0 (22)
 1984—vs. Cincinnati (10-14) 3-102 (52)
 vs. Miami (10-21) 3-114-1 (76t)
 at Denver (11-4) 8-122 (21)
 at Philadelphia (12-9) 5-101-1 (31)
 1985—at Cleveland (10-6) 6-140-1 (32)
 vs. Indianapolis (11-10) 7-120-1 (26)
 vs. Cincinnati (12-22) 4-121-1 (50t)
 1986—vs. Indianapolis (9-7) 7-116-1 (43t)
 at NY Jets (9-11) 8-104-0 (22)
 vs. Seattle (9-21) 7-161-3 (44t)
 vs. Miami (10-5) 6-125-1 (41)
 vs. NY Jets (10-12) 7-162-1 (44t)
 at LA Rams (11-16) 7-118-0 (28)
 vs. Cincinnati (12-7) 5-107-0 (39)
 vs. San Francisco (12-14) 8-121-0 (38)
 at Miami (12-22) 8-148-2 (30t)

OTHER STATS: Rushing: 1977-one for 10 yds., 1978-two for 11 yds., 1979-seven for 39 yds., 1980-four for 36 yds., 1981-two for 21 yds., 1982-two for three yds., 1983-one for 13 yds., 1985-one for zero yards. Kickoff Returns: 1979-one for 12 yds. Fumbles: 1978-6, 1979-1, 1981-2, 1983-5, 1985-1. Fumble Recoveries: 1980-1, 1981-2, 1983-2 (one for +20 yds. vs. Cleveland on 11-20).

PLAYOFF STATISTICS

GAMES PLAYED/STARTED: 1978-1/1, 1982-1/1, 1985-4/4, 1986-1/1. Total: 7/7.


RECEIVING

Year	G	No.	Yds.	Avg.	LG	TD
1978	1	2	37	18.5	19	0
1982	1	0	—	—	—	—
1985	4	14	184	13.1	35t	1
1986	1	3	100	33.3	45t	2
Totals	7	19	321	16.9	36t	3

OTHER STATS: Rushing: 1982-one for -2 yards. Punt Returns: 1978-two for six yards. Fumbles: 1985-2.

100 Yard Receiving Games

1986—at Denver (1-4) 3-100-2 (45t)



GUY MORRISS 75

OC 6-4 275

TCU 15th year

DOB: 5-13-51 at Colorado City, TX

HOW ACQUIRED: FA, 1984

PRO: Should get a special tip of the hat because of what Tony Franklin was able to do in his Pro Bowl season, because without Guy's quick, accurate hikes, Franklin would not have been able to achieve the things he was able to do... coach Berry considers Guy one of the very best long-snappers in the NFL... has been Franklin's long-snapper throughout Tony's NFL career...long-snaps for the Patriots' punting game as well... at LA Rams game on 11-6, lined up at tight end... vs. Buffalo, on 11-23, stepped in for injured Fairchild at left guard in 1st quarter (groin injury)... had corrective surgery on both shoulders—remove debris from a/c joints—during the off-season... This starts his 15th year of pro ball (only Jim Plunkett has been in league longer among current players with this his 16th)... in 1985, was a valuable back-up in the offensive line...started 10 games over regular season (1st two games for Hannah at left guard and eight games at center for Brock, going from 10-27

at Tampa through 12-16 game at Miami)...in 1984, started in five games at guard in place of the injured John Hannah and in place of the injured Pete Brock at center the final four games...was signed by the Patriots as a free agent on 8-1-84; was working on his ranch in Konawa, Oklahoma, when called by the Patriots...played with the Philadelphia Eagles from 1972 (when he was the team's 2nd round draft choice) through 1983...was put on waivers by Eagles on 3-15-84, cleared waivers 3-26-84 ...he started 151 of a possible 158 as an Eagle, including starting 89 consecutive games, starting in 1976 and ending with the 1983 season finale...handled the long-snapping chores for the Eagles as well...won first team All-NFC honors by UPI in 1981...played on four playoff teams at Philly—including one Super Bowl team—in 1978 (wildcard team), 1979 (made to NFC divisional playoff games, after getting in as wildcard team), 1980 on Super Bowl team (lost to Raiders, 27-10) and 1981 (wildcard team).

COLLEGE: Was a three-year letterman and All-Southwest Conference choice at the guard position...was team captain...played in Senior Bowl game and Blue-Gray game.


PERSONAL: Has one daughter, Melanie Anne (15)...Married the former Jackie Pike during the off-season; Guy has two new daughters through the marriage—Colleen (18) and Kerry Anne (13)...has degree in physical education...enjoys hunting...owns show horses.

GAMES PLAYED/STARTED: 1973-14/9, 1974-14/14, 1975-14/12, 1976-14/14, 1977-13/13, 1978-16/16, 1979-16/16, 1980-16/16, 1981-16/16, 1982-9/9, 1983-16/16, 1984-16/5, 1985-16/10, 1986-16/0. Total: 206/166.

OTHER STATS: Fumbles: 1974-2, 1975-2, 1977-1, 1981-2, 1983-1.
Fumble Recoveries: 1973-1, 1974-2, 1975-1.

PLAYOFF STATISTICS

GAMES PLAYED/STARTED: 1978-1/1, 1979-2/2, 1980-3/3, 1981-1/1, 1985-4/0, 1986-1/0. Total:12/7.



STEVE NELSON 57

ILB 6-2 230
NORTH DAKOTA ST. 14th year
DOB: 4-26-51 at Farmington, MN
HOW ACQUIRED: D-2b, 1974 (34th)
PRO BOWL: 1981, 1985, 1986

PRO: Had to miss the final four regular season games—and the one playoff game—in 1986 due to right knee injury (suffered early in third quarter vs. Buffalo, on 11-23; had surgery on 11-26 and put on IR rest of year)...finished season with 70 tackles (36 first-hits) and had two interceptions (for 21 yards)...those two interceptions came in game at Indianapolis, the first time in his pro career that he had two pickoffs in one game...also led NE in tackles that game with 10 (four solos)...did not play at Jets, on 10-12, and at Pittsburgh, on 10-19, due to ankle problems; had to come out of LA Rams game, on 11-16, due to ankle injury (third quarter)...won annual Ed Block Award for courage in bouncing back from injury; also won 1776 QB Club's Citizenship Award...has been with team longer than any other player currently on team (drafted 2nd round of 1974 draft)...was leader in tackles in '85 with 149 tackles (74 first-hits) and 2nd on team in playoffs with 26 (20 1st-hits)...picked to Pro Bowl for 2nd consecutive season and for 3rd time in his 12-year career; had two 1st-hit tackles in game...selected *UPI* All-AFC (2nd team) and *College and Pro Football Newsweekly* All-Pro (2nd team) after '85 season...had two sacks over season for 12 yards, added three pass deflections...in playoffs, had one forced fumble...was one of the defensive team captains (with Clayborn)...showed gutsy outing in wildcard playoff, at NY Jets, on 12-28, dislocated shoulder in 2nd quarter but continued to play; tied for team lead in tackles (with McGrew) with seven solos; recovered fumble...at Miami, on 1-12, in AFC Championship, forced fumble on Miami's 1st play (recovered by Veris) to set up FG (strained shoulder in 1st half, continued to play)...in 1984, led the team in tackles with 207 stops (71 solos and 136 assists)...he suffered a broken right thumb in Pittsburgh on 9-25-83 and was lost for eight games, but made a major impact in the eight games that he did play...in only eight games, he accumulated 98 total tackles, sixth best on the squad, for

an average of 12.25 total tackles a game...during the five season period from 1978-82, he played in 53 of a possible 57 games while averaging 11.1 total tackles per game...he also was the team's top tackler in every season except 1981 during that time frame...his two busiest days of the 1982 season came against the Jets (9-19) when he had 22 total tackles and against Houston when he recorded six initial hits, ten assists and three QB pressures...separating his shoulder in the fourth game of 1981, he spent the next four games on injured reserve before returning to start every game...as a result, he lost a chance for the team tackle title, finishing fourth with 62 tackles and 64 assists...he earned Pro Bowl berth by topping the Patriots with 186 total tackles in 1980...he was also named team MVP for the second time in his career (also in 1975)...the Patriots' leading tackler in 1979 with 134 stops, he greatly outdistanced Tim Fox (70) who finished as runnerup on the Patriots' tackle chart...he preserved a Patriot 27-21 win over San Diego (9-23-79) when he intercepted a Dan Fouts' pass at the goal-line with just 1:30 remaining to be played...after making 33 tackles in the first four games of 1979, he suffered a concussion vs. Green Bay (10-1-79) that seemingly ended his activity for the year, but he returned two weeks later to start the last ten games of the year, averaging nine tackles per game...he also added two sacks in 1979...his team leading 115 tackles and four fumble recoveries earned him second team AP all-pro honors in 1978...won SuperPatriot Award in 1978...started first 14 games of the year but knee injury vs. Dallas (12-3) sidelined him for final two games of '78 campaign...1977 was a banner year as he had 134 tackles and 4½ sacks, while earning all-pro honors with the *NY Post* and Unsung Hero Award with 1776 Fan Club...started first ten games of 1976, but a dislocated kneecap suffered vs. Baltimore (11-14) held him out of last four games...returned to play in playoff game vs. Oakland...led team with 157 tackles while starting every game of '75 and was named team's defensive MVP...the 34th player taken in the 1974 draft, Nellie was the second of two Patriot second round choices, the other being OG Steve Corbett of Boston College...starting 11 games as a rookie, he was named as the Patriots' MVP and was the *NEA* Third Down Award recipient.

COLLEGE: Played his college ball at North Dakota State under then-head coach Ron Erhardt...played both OLB and DE...served as team captain in 1973 and was team MVP in both '72 and '73.

PERSONAL: Married (Maria)...father of four daughters, Cam (11), Casey (9), Caitlin (7) and Kelli (5)...selected as Patriots' recipient of the Miller Man-of-the-Year Award in both 1980 and 1981...named by Mass. Jaycees to their Outstanding Young Leaders of Greater Boston list (one of 10 selected in 1986)...has spearheaded a continuing effort to raise funds for the Wrentham State School, a home for mentally handicapped children and adults...serving as co-chairman of a celebrity golf tournament to benefit the school over the past seven years, his efforts have helped raise over \$400,000 for the school's needs...enjoys fishing...would like to pursue a football coaching career after his playing career is over.

GAMES PLAYED/STARTED: 1974-11/9, 1975-14/14, 1976-10/10, 1977-13/13, 1978-14/14, 1979-15/15, 1980-16/16, 1981-12/12, 1982-9/9, 1983-8/7 (Placed on injured reserve 9-2 through 11-25), 1984-16/16, 1985-15/15, 1986-10/10 (Placed on injured reserve 11-28). Total: 163/160.

DEFENSIVE STATISTICS

Year	G	Tackles		Sacks	QB Press.	Fum. Rec.	Pass Def.
		Solo	Assists				
1974	11	58	21	—	NA	1	1
1975	14	118	39	2	NA	—	6
1976	10	57	34	1	NA	4	2
1977	13	94	40	4½	NA	1	1
1978	14	75	40	1	NA	4	2
1979	15	85	50	2	5	1	4
1980	16	116	70	—	2	1	5
1981	12	62	64	—	—	—	4
1982	9	45	85	—	3	—	1
1983	8	30	68	1	1	1	1
1984	16	71	136	3½	4	—	3
1985	15	74	75	2	NA	3	7
1986	10	36	34	1	NA	—	—
Totals	163	921	756	18	15	16	37

INTERCEPTIONS

Year	G	No.	Yds.	Avg.	LG	TD
1974	11	—	—	—	—	—
1975	14	2	8	4.0	4	0
1976	10	2	32	16.0	34	0
1977	13	—	—	—	—	—
1978	14	5	104	20.8	37	0
1979	15	1	18	18.0	18	0
1980	16	3	37	12.3	33	0
1981	12	—	—	—	—	—
1982	9	—	—	—	—	—
1983	8	1	6	6.0	6	0
1984	16	1	—	—	—	0
1985	15	—	—	—	—	—
1986	10	2	21	10.5	17	0
Totals	163	17	226	13.3	37	0

OTHER STATS: Blocked PAT: 1984-1. Forced Fumbles: 1980-1, 1981-1, 1982-2, 1983-1, 1984-3, 1985-3.


PLAYOFF STATISTICS

GAMES PLAYED/STARTED: 1976-1/1, 1978-1/1, 1983-1/1, 1985-4/4. Total: 7/7.

DEFENSIVE STATISTICS

Year	G	Tackles		Sacks	QB Press.	Fum. Rec.	Pass Def.
		Solo	Assists				
1976	1	4	—	—	—	—	—
1978	1	5	5	—	—	—	—
1982	1	6	4	—	—	—	—
1985	4	20	6	—	—	—	—
Totals	7	35	15	—	—	—	—

OTHER STATS: Forced Fumbles: 1985-1.



DENNIS OWENS 98

NT 6-1 258

N. CAROLINA ST. 6th year

DOB: 2-24-60 at Clinton, NC

HOW ACQUIRED: FA, 1982

PRO: Saw action in all 16 games in 1986...finished the season with 22 tackles (13 first-hits) while giving the team solid depth at the nose guard position...started at New Orleans, on 11-20, at left tackle in 4-3 alignment, finished game with seven tackles (six solos)...started first 13 games in '85...had 31 tackles during year, with 16 1st-hits and in playoffs had five tackles (four solos) and two sacks (for four yards)...missed one game, vs. Detroit on 12-8 (broken toe; suffered injury at NY Jets, on 11-24)...in 1984, started all 16 games at nose tackle...had 12 solo and 43 assisted tackles...was second best on the team in sacks with six and a half for 36 yards, had two QB pressures, one fumble recovery, one pass deflection in 635 plays...earned the starting NT role in the Patriots' 1983 training camp...played in all 16 games in '83 with 14 starts...was in on 49 tackles, recorded four QB sacks, two QB pressures and recovered one fumble...was in on seven tackles on a snow-covered Sullivan Stadium field in Patriots' 7-0 victory over New Orleans (12-4-83)...may have been the team's biggest surprise in '82 in that he was the only rookie free agent to make the team...was signed as a free agent on 5-13-82...during his rookie campaign he backed up starting NT Lester Williams and played DT in four-man pass rush defenses.

COLLEGE: Played both right DT and MG during his tenure at N.C. State...recorded three QB sacks as a junior.

PERSONAL: Married (Debbie)...a Recreation Resources major at N.C. State... lists photography, hunting and fishing as his favorite pastimes...played football at Clinton High School in Clinton, NC, where he was an Honorable Mention All-America pick.

GAMES PLAYED/STARTED: 1982-9/0, 1983-16/14, 1984-16/16, 1985-14/13, 1986-16/1. Total: 71/44.

DEFENSIVE STATISTICS


Year	G	Tackles		Sacks	QB Press.	Fum. Rec.	Pass Def.
		Solo	Assists				
1982	9	2	2	—	4	1	—
1983	16	21	28	4	2	1	—
1984	16	12	43	6½	2	1	—
1985	14	16	15	—	NA	—	—
1986	16	13	9	1	NA	—	—
Totals	71	64	97	11½	8	3	1

PLAYOFF STATISTICS

GAMES PLAYED/STARTED: 1982-1/1, 1985-4/0, 1986-1/0. Total: 6/1.

DEFENSIVE STATISTICS

Year	G	Tackles		Sacks	QB Press.	Fum. Rec.	Pass Def.
		Solo	Assists				
1982	1	2	—	2	—	—	—
1985	4	4	1	2	—	—	—
1986	1	—	—	—	—	—	—
Totals	6	6	1	4	—	—	—



ART PLUNKETT 70

OT 6-8 282

NEVADA-LAS VEGAS 7th year

DOB: 3-8-59 at Chicago, Ill.

HOW ACQUIRED: FA, 1985

PRO: Spent the entire 1986 season on Injured Reserve, going on 8-26 due to a knee problem...was a valuable reserve for Patriots in 1985...was released by St. Louis Cardinals on 9-3-85, the day after final cut, and was picked up as free agent on 9-11 by NE...in four years with Cardinals, started four of 49 games (started when Tootie Robbins hurt in 1983 at right tackle)...In 1984, with St. Louis, played mostly on special teams...played big role on special teams with three blocked FGs in leading a team that had five blocked FGs and one PAT kick over the year...In 1983, with St. Louis, started four games and proved valuable commodity throughout season because of numerous injuries to team's offensive line...in 1982, with Cardinals, played at both tackle spots...played in all nine games that season on special teams...helped club beat Chicago, 10-7, on 12-9-82 by blocking 33 yard FG attempt...had impressive rookie season with Cardinals in 1981, playing in final eight games of season at left tackle and on special teams...was claimed on waivers by St. Louis on 10-28-81...was claimed from Los Angeles Rams, who were attempting to bring him back onto their roster from Injured Reserve ...had been placed on IR prior to season with back injury...was selected in the 8th round by the Rams in 1981.

COLLEGE: Named honorable mention All-American his senior year at UNLV at offensive tackle.

PERSONAL: Resides in Henderson, Nevada with wife, Jeri; they have one child, Arthur Richard (1) ...he and wife have a store for children's clothing ...constantly has to tell people he is not related to former Patriot Jim Plunkett...majored in hotel administration...attended Skyline High School in Salt Lake City, where he was an all-state defensive end...is outstanding chili maker, taking part in chili cook-offs...enjoys golf, riding dirt bikes and any physical activity.

GAMES PLAYED/STARTED: 1981-8/0, 1982-9/0, 1983-16/4, 1984-16/0, 1985-15/0, 1986-On Injured Reserve list entire season. Total: 64/4.

STATS: Blocked one field goal in 1982; blocked three field goals in 1984.

PLAYOFF STATISTICS

GAMES PLAYED/STARTED: 1985-4/0, 1986-On Injured Reserve.



EUGENE PROFIT 22

CB 5-10 165

YALE 2nd year

DOB: 11-11-64 at Baton Rouge, LA

HOW ACQUIRED: FA, 1986

PRO: Spent from August 18th to November 28th on Injured Reserve with thumb injury...in first pro game, at New Orleans on 11-30, blocked punt with 3:41 left in game (recovered by Mosi Tatupu, who scampered 21 yards for the go-ahead TD)... played in the last four regular season games (three first-hit tackles from line of scrimmage) and at Denver in the playoff game (one first-hit tackle from line of scrimmage)... signed with the Patriots as a free agent on May 15, 1986.

COLLEGE: Attended Yale University...was moved from the wingback position to defensive back toward the end of his junior season, and spent his entire senior year (1985) in the defensive backfield...started all 10 games as a senior for 4-4-1 club (beat rival Harvard in The Game, 17-6)...had one interception (37 yard return, vs. Holy Cross)...was selected honorable mention All-Ivy; was involved in 40 tackles (25 solos) and recovered one fumble... in first season of varsity football as a sophomore, in 1983, set Yale single-season records for kick returns (20) and kick return yardage (328) for a 16.4 average...also had three receptions for 55 yards (18.3 average) from wingback spot...rushed the ball four times for 19 yards, 4.8 average, and threw one pass (incomplete)... did not play football as a freshman, taking part in track instead.

PERSONAL: Single...has degree in economics... had an outstanding track career at Yale...as a freshman, broke Calvin Hill's school record in the long jump...has Yale's long jump record (26 feet, two inches) as well as school record in the 55 meters (6.32 seconds, indoors)...in the spring of 1985 as a junior, qualified for the NCAA Championships in the long jump and finished fifth in nation with leap of 26 feet for All-American honors...attended Juniper Sera HS in Gardena, CA, where he excelled in football and track...was school's MVP in football as a senior and was also runner-up as National Scholastic Athlete of the Year...was all-league and All-California Interscholastic Federation choice in both football and track.

GAMES PLAYED/STARTED: 1986: 4/0 (On Injured Reserve List 8-18 to 11-28).


DEFENSIVE STATISTICS

Year	G	Tackles		Sacks	QB Press.	Fum. Rec.	Pass Def.
		Solo	Assists				
1986	1	1	0	—	—	—	—

OTHER STATS: Blocked Punts: 1986-1 (at New Orleans 11-30; recovered and returned 21 yards for TD by Mosi Tatupu).

FOR THE RECORD...

The Patriots blocked three punts last season and also blocked one field goal. The blocked punts were by Eugene Profit (at New Orleans), Rod McSwain (at LA Rams) and Lawrence McGrew (at Pittsburgh), and the blocked field goal was by Don Blackmon (vs. Atlanta).



TOM RAMSEY 12

QB 6-1 189

UCLA 3rd year

DOB: 7-9-61 at Encino, CA

HOW ACQUIRED: D-10c, 1983 (267th)

PRO: As a solid number three quarterback as you'll find in the league...played in two games in 1986 season and had passing stats come at Pittsburgh on 10-19 when he was one for three for seven yards (completed first NFL pass on second attempt, a seven yarder to Collins)...saw first NFL action vs. Indianapolis, on 9-7, when came in with 3:48 left (did not throw pass in that one series)...vs. Miami, on 10-5, held on field goals and PAT kicks after Eason injured and did same vs. Jets, on 10-12; also filled in for injured Eason at Miami, 12-22, on FGs and PAT kicks...in 1985 did not play in any regular season games, although did dress for all but five of 20-games...missed 2nd week (on 9-15, at Chicago) to 6th week (vs. Buffalo, 10-13)...was waived during that time, from 9-11 until called back on 10-17 after Eason was injured (shoulder)...was waived when team has numerous injuries in offensive line and team had to pick up some help there...spent the 1984 season on Injured Reserve, signed with the Patriots on 7-25 as free agent after two years in the USFL...was originally drafted by the Patriots in the 10th-round of the 1983 NFL draft (267th pick overall)...played two seasons in the USFL, playing with the Los Angeles Express in the spring of 1983 and the Oakland Invaders in 1984...in 1983 with the Express, he went 160 of 307 (52.1%) for 1,975 yards, with 13 TDs and 14 interceptions...he ran the ball 28 times for 80 yards, with one TD...the following season, he went 47 of 77 for 61.0% and 396 yards for the Express. He had two TD passes and six interceptions. He rushed three times for 24 yards...the Express sent Tom to the Invaders, where he played 10 games and started in three. He went seven for 14 passing for 116 yards, with one interception and no TDs...he ran five times for 14 yards.

COLLEGE: Led UCLA to first place finish in the Pac-10 his senior year, with the team beating Michigan by a 24-14 score in the Rose Bowl to finish 10-1-1 and ranked fifth nationally by both AP and UPI...was co-MVP of Rose Bowl...UCLA took part in the Bluebonnet Bowl in Tom's junior year and lost to Michigan, 33-14, to finish 7-4-1...UCLA went 5-6-0 in Tom's frosh year of 1979 and 9-2-0 in 1980, his sophomore year, to finish 2nd in the league...was one of the team's tri-captains his senior year...when UCLA played in Rose Bowl in 1983, it was their first appearance there since 1975 season...as senior, went 209 of 336 for 62.2 percent, with 2,986 yards and 21 TDs; as junior, went 134 of 230 for 58.3%, with 1,793 yards and 16 TDs, and as a sophomore, went 82 of 148 for 55.4%, with 1,116 yards and nine TDs...when graduated, had school's record for passing yards in a career with 6,618 (441 of 751 for 50 TDs and 58.7%), for career passing percentage, for career completions as well as attempts and for career TD passes (nearest is 29)...threw for at least one TD in his last 16 games and 20 of his last 21 games...threw for school record four TDs vs. Long Beach State...he is also the school's leader in total offensive yards with 6,255...when graduated, had school record for attempted passes in one season (all set in 1982), with completed passes (209), passing yardage (2,986, nearly 600 more than previous record) and TD passes (21) and 2nd in attempted passes (he had 336) and completion percentage (62.2%)...threw for 300-plus yards in four games in his collegiate career—345 vs. Arizona in 1982 (29 completions), 322 vs. California (17), vs. Stanford (314 in 19 completions) and vs. Michigan (311 in 22 completions in Rose Bowl)...as senior, led nation in passing efficiency and ranked 7th in country in total offense...was named co-Player of Year in Pac-10...finished 7th in Heisman voting and was second team UPI All-America as senior...had seven of team's rushing TDs in '82; was named all-league that season...as junior, was selected HM All-America in finishing 11th in country in passing efficiency...became a starter 10th game of frosh year, and team went 26-8-2 in games he started ...named his team's Most Improved Player as sophomore as he threw for 1,116 yards (2nd best for a UCLA soph.)


PERSONAL: Single...graduated with degree in sociology...works at radio-TV station in Los Angeles during off-season...attended Kennedy (CA) HS, where was All-America as senior in passing for 1,432 yards...threw for more than 2,000 yards as junior...also involved with real estate brokerage firm...gives numerous speeches...hobbies: golf, tennis, skiing (snow and water), fishing.

GAMES PLAYED/STARTED: 1984-On injured reserve for entire season. 1985-Did not see action, 1986-5/0. Total: 5/0.

PASSING STATISTICS

Year	G	Att.	Comp.	Pct.	Yds.	TD	Int.	LG	LAP
1986	5	3	1	33.3	7	0	0	7	0-0

OTHER STATS: Rushing: 1986-one for -6 yards.



JOHNNY REMBERT 52

ILB 6-3 234

CLEMSON 5th year

DOB: 1-19-61 at Hollandale, MS

HOW ACQUIRED: D-4, 1983 (101st)

PRO: Started 10 regular season games (five starts at the left inside linebacker position, four others at the right inside spot and one at middle linebacker)...took advantage of the playing time to finish third on the team in tackles (103, with 72 first-hits)...also had one interception for 37 yards, had four sacks for 41 yards, knocked down two passes, recovered three fumbles (one TD, in season-opener vs. Indianapolis, 9-7; that was his second career regular season TD; also has one in playoff) and led the team in forced fumbles with six...vs. Miami, on 10-5, used extensively at left inside linebacker after Nelson injured (ankle in first quarter)...vs. Jets, on 10-12, made first start of season for injured Nelson...had first career interception at Buffalo on 10-26 with 37 yard return of Jim Kelly pass before laterally to Tippet who went 32 for 69 yard return to set up NE TD; Johnny also had eight tackles, with seven solos, that Buffalo game...at Denver on 1-4, had interception with 58 seconds left in first half to set up NE field goal...at Pittsburgh, on 10-19, sacked Bubba Brister for 12 yards on first Pittsburgh play from scrimmage (his first sack of season)...at Miami, on 12-22, goes through line on Miami punt and prevents Reggie Roby from kicking ball (tackled at Miami 35, and NE converted turnover into FG)...in 1985 started five games at right inside linebacker spot...had 53 tackles during year (33 solos) and five tackles (all 1st-hits) in the playoffs...had three solos on special teams in regular season...tied for team lead in fumbles recovered with three (shared with Tippet, Nelson and Marion) and also had one fumble recovery in playoffs...had two TDs on fumble recoveries (in EZ at Cleveland, on 10-6, off kickoff return for first pro TD) and at NY Jets in wildcard playoff game, on 12-28, when forced fumble and returned 15 yards to give NE 23-7 lead, thus 1st NE player to ever do it twice in one season (1st special teams TD in team's history in playoffs)...he was injured (left knee) in third preseason game of 1984, at Washington (8-17), and was placed on IR on 8-28...was reactivated 11-3 for the game at Denver...finished season with seven solos, eight assisted tackles and had a half a sack for a two yard loss after recovering from left knee injury...In 1983 he filled in for the injured Steve Nelson, making eight starts while playing in 15 games...finished the year as the team's fourth leading tackler with 110 total stops...had ten or more total tackles in six of 15 games played in '83...turned in a stellar performance in starting role vs. San Francisco (10-2-83) when he was in on 15 tackles, had one QB sack and one pass deflection...showed his pass coverage ability in Patriots' 21-7 victory over the Bills (11-6-83) when he deflected three passes...also had three tackles and eight assists that same game...selected in the fourth round of the '83 draft by the Patriots (101st selection overall).

COLLEGE: Was the second leading tackler for the Tigers behind All-America FS Terry Kinard (1st round choice of the NY Giants) in '82...entered Clemson as a Junior College All-America from Cowley County Community College in Arkansas City, KS...while at Clemson he was in on 86 tackles, broke up eight passes, recorded one sack and intercepted eight passes for 142 yards and two TDs...also recorded one TD junior year vs. South Carolina when he pounced on a blocked punt in the end zone...for his outstanding efforts he was twice named the ACC Defensive Lineman-of-the-Week during his senior campaign...vs. Duke, he recorded 10 tackles and returned an interception 43 yards for a TD.

PERSONAL: Married (Meltena)...has a son, Johnny, Jr. (8), and a daughter, Brandis Nycole (born 4-1-87)...a Recreation and Parks Administration major...lists dancing and listening to music among his favorite pastimes...comes from a family of eleven children...was a Florida prep All-Star at DeSoto High School.

GAMES PLAYED/STARTED: 1983-15/8, 1984-7/0, 1985-16/6, 1986-16/10. Total: 38/14.

DEFENSIVE STATISTICS

Year	G	Tackles		Sacks	QB Press.	Fum. Rec.	Pass Def.
		Solo	Assists				
1983	15	49	61	2	—	1	4
1984	7	7	8	½	—	—	—
1985	16	33	20	—	—	3*	3
1986	16	72	21	4	—	3#	2
Totals	54	161	120	6½	—	7	9

*Recovered fumble in end zone for TD at Cleveland, 10-6-85.

#Recovered fumble in end zone for TD vs. Indianapolis, 9-7-86.

OTHER STATS: Forced Fumbles: 1983-1, 1986-6. Interceptions: 1986-one for 37 yards. Kickoff Returns: 1986-three for 27 yards.

PLAYOFF STATISTICS


GAMES PLAYED/STARTED: 1985-4/0, 1986-1/1. Total: 5/1.

DEFENSIVE STATISTICS

Year	G	Tackles		Sacks	QB Press.	Fum. Rec.	Pass Def.
		Solo	Assists				
1985	4	5	0	—	—	1*	—
1986	1	2	1	—	—	—	1
Totals	5	7	1	—	—	1	1

*Recovered fumble, returned 15 yards for TD at NY Jets, 12-28-85.

OTHER STATS: Forced Fumbles: 1985-1. Interceptions: 1986-one for 0 yards.



ED REYNOLDS 95

LB 6-5 242

VIRGINIA 5th year

DOB: 9-23-61 at Stuttgart, Germany

HOW ACQUIRED: FA, 1983

PRO: Started three games due to injuries to linebackers Steve Nelson and Andre Tippett—started at New Orleans (11-30), vs. Cincinnati (12-7) and at Pittsburgh (10-19)...finished campaign with 55 tackles (33 first-hits), had one sack for eight yards, two pass knockdowns, one fumble recovery and two forced fumbles...was also a solid performer on special teams, placing second behind Mosi Tatupu in tackles with 24 (20 first-hits)...in game at Pittsburgh, made first career start (at right inside linebacker position) and finished game with six solo tackles and three assisted tackles to tie Tippett for team lead in total tackles...saw extensive action vs. Atlanta, on 11-2, due to Tippett and Nelson injuries and finished game with five tackles (three solos)...in 1985, had four tackles (three assists) in regular season and had one assisted tackle in playoffs...had six tackles (five solos) on special teams in regular season and added four (two 1st-hits) during playoffs...spent some time on IR list due to left knee sprain (hurt in 1st game, vs. Green Bay) and placed on IR 9-10 and reactivated on 10-11...in 1984, played reserve role at inside linebacker position...had 15 solos and 16 assisted tackles...was originally signed by the Patriots as a rookie free agent on 5-10-83...was waived on 8-29-83 on the final roster reduction to 49 active players...was re-signed on 9-28-83 when LB Brian Ingram was lost for the season after suffering a knee injury in fourth game...played in 12 regular season games and was a big contributor on special teams.

COLLEGE: Was a four-year letterman for the Cavaliers...played as a down defensive lineman in 4-3 scheme while at Virginia...played both inside as a tackle and outside as a defensive end.

PERSONAL: Married (Pamela)...graduated from Virginia with a degree in Elementary Education...earned seven letters at Drewry Mason (VA) High School in football, basketball and track...was prep honorable mention All-State, All-Piedmont and All-Region...comes from a family of six children...spends off-season in Army Reserves as 1st Lt., after going through ROTC program while at Univ. of Virginia (his dad, Randolph, is retired from Military; Ed born in Stuttgart, Germany while his dad served overseas)...hopes to make military his full-time job after football-playing days over...made numerous speaking engagements in his area during the off-season, speaking to schools, clubs and churches...hobbies: hunting, shooting pistols, cooking and jogging.

GAMES PLAYED/STARTED: 1983-12/0, 1984-16/0, 1985-12/0, 1986-16/3. Total: 56/3.

DEFENSIVE STATISTICS

Year	G	Tackles		Sacks	QB Press.	Fum. Rec.	Pass Def.
		Solo	Assists				
1983	12	1	6	—	—	1	—
1984	16	15	16	—	—	—	—
1985	12	1	1	—	—	—	—
1986	16	33	25	1	—	1	2
Totals	56	30	48	1	—	2	2

OTHER STATS: Forced Fumbles: 1983-1, 1984-1, 1986-2.


PLAYOFF STATISTICS

GAMES PLAYED/STARTED: 1985-4/0, 1986-1/0. Total: 5/0.

DEFENSIVE STATISTICS

Year	G	Tackles		Sacks	QB Press.	Fum. Rec.	Pass Def.
		Solo	Assists				
1985	4	0	1	—	—	—	—
1986	1	2	0	—	—	—	—
Totals	5	2	1	—	—	—	—

OTHER STATS: Forced Fumbles: 1985-1.



MIKE RUTH 65

NT 6-1 266

BOSTON COLLEGE 2nd year

DOB: 2-25-64 at Norristown, PA

HOW ACQUIRED: D-2a, 1986 (42nd)

PRO: In his initial pro season, had to miss most of the year due to a knee injury that he suffered in opening kickoff of his first NFL game—vs. Indianapolis on 9-7...was on Injured Reserve for the final nine regular season games but was put on the active roster for playoff game at Denver on 1-4-87 (taken off waivers 1-3-87 for game next day; first appearance since 10-12, second game of season, vs. Jets)...was put on IR 10-24...had two solo tackles in playoff game...was the 2nd player taken in draft by the Patriots, and the 42nd player taken overall (2nd nose tackle selected and ninth defensive lineman taken).

COLLEGE: Concluded collegiate career by winning the Outland Trophy, symbolic of the outstanding interior lineman in college football...selected 1st team All American and AP All-East, as well as *The Football News*, Kodak (American Football Coaches Association), Pro Football Writers Association, *UPI* and Walter Camp All American...one of four finalists for the 1985 Lombardi Trophy, which represents the Rotary Club's College Lineman of the Year...can bench press 580 pounds, runs 40 in 4.85 and has vertical jump of 32 inches...had 29 career sacks for BC school record...had 126 tackles as senior in 1985 (89 1st hits), with 12 sacks, 32 pressures,

two forced fumbles and one interception...played in the Japan Bowl all-star game...as junior in 1984, helped lead team to Cotton Bowl and win over Houston...as junior, had team-high 76 solo tackles (102 total tackles), six and a half sacks and seven tackles for negative yardage; had 20 QB pressures over the season...received George "Bulger" Lowe Award as New England's top player after that season, as well as being named All-East, All-ECAC and AP All-American... as sophomore, in 1983, moved into starting nose tackle spot...BC reached Liberty Bowl, where he made six tackles and had one sack...named to the All-East, All-ECAC and AP honorable mention All-American teams after season...as freshman, in 1982, shared starting nose tackle spot with team captain Scott Harrington.

PERSONAL: Married (Judy)...majored in Theology...hobbies: fishing and weight-lifting...attended Methacton High School in Norristown, Pa., where he was 3rd team all-state and captain of team as senior.

GAMES PLAYED/STARTED: 1986-6/0 (On Injured Reserve 10-24-86 to 1-3-87).

DEFENSIVE STATISTICS

Year	G	Tackles		Sacks	QB Press.	Fum. Rec.	Pass Def.
		Solo	Assists				
1986	6	2	—	1	—	—	—


OTHER STATS: Own Fumbles Recovered: 1986-1.

PLAYOFF STATISTICS

GAMES PLAYED/STARTED: 1986-1/0.

DEFENSIVE STATISTICS

Year	G	Tackles		Sacks	QB Press.	Fum. Rec.	Pass Def.
		Solo	Assists				
1986	1	2	—	—	—	—	—



WILLIE SCOTT 88

TE 6-4 245

SOUTH CAROLINA 7th year

DOB: 2-13-59 at Newberry, SC

HOW ACQUIRED: T-Kansas City, 1986

PRO: Was picked up in a trade with the Kansas City Chiefs early in the 1986 training camp and gave experience and depth to the tight end position...caught eight passes over year for 41 yards...had three TD catches (three yarder vs. Miami on 10-5; two yarder at Pittsburgh on 10-19 and an eight yarder at Indianapolis on 11-9)...was used on special teams (had two first-hit and one assisted tackles over regular season)...suffered groin injury that caused him to miss three consecutive games—at Indianapolis, on 11-9; at LA Rams, on 11-16; vs. Buffalo, on 11-23—and saw limited action at New Orleans on 11-30...in playing in last year's playoff game at Denver, it was his first playoff appearance as a pro...was the third-leading tight end in KC Chiefs history with 75 receptions over five years (behind Fred Arbanas with 198 and Walter White at 163)...played in all but one game (71 of 72; 42 starts) in five years with Chiefs...had 682 yards and 11 TDs in his 75 catches as a Chief...in 1985 with KC, was used mainly as a blocker (five catches 61 yards)...in 1984, set a career high in receiving yards with 253 (on 28 catches, one shy of his personal best)...started 12 of 15 games in 1984...ended 49 consecutive game string—and 25 starts—by missing Tampa Bay game due to bronchitis...best yardage in his pro career came at Denver when he had 48 yards on five catches...caught a career-long 27-yard pass in win over San Diego and had 47 yards on three catches in that game...in 1983, had career-high 29 catches (247 yards)—more than double his stats of his first two pro seasons...his six TDs in 1983 is third best for tight end in one season (Arbanas had eight in 1964 and White had seven in 1976)...in 1982, had eight catches for 49 yards and one TD in starting four of nine games...in 1981, got off to slow start as rookie when fractured finger kept him from playing in any preseason games...started three of the 16 regular season games (had five catches for 72 yards and one TD)...was the first tight end and 14th choice overall in the 1981 draft, after being selected by Kansas City.

COLLEGE: Finished collegiate career at South Carolina as school's 10th-leading career receiver with 63 receptions for 787 yards and seven TDs...was an AP honorable mention selection as senior...was a key blocker in South Carolina's system which enabled teammate George Rogers to win Heisman Trophy in 1980...played in a two tight end offense much of his collegiate career.

PERSONAL: Married the former Gloria Gethers during the off-season...has a degree in health education...enjoys classical music, traveling and playing golf...spends a great deal of his off-season by speaking to youth groups...a member of the Omega Psi Phi Fraternity, he is a life member of the Omicron Phi chapter.

GAMES PLAYED/STARTED: 1981-16/3, 1982-9/4, 1983-16/16, 1984-15/12, 1985-16/5, 1986-13/0. Total: 85/40.

RECEIVING							
Year	Club	G.	No.	Yds.	Avg.	LG	TD
1981	Kansas City	16	5	72	14.4	26	1
1982	Kansas City	9	8	49	6.1	13	1
1983	Kansas City	16	29	247	8.5	22	6
1984	Kansas City	15	28	253	9.0	27	3
1985	Kansas City	16	5	61	12.2	21	0
1986	NE	13	8	41	5.1	8t	3
Totals		85	83	723	8.7	26	14

Single Game Highs

Most Receptions—7 vs. San Diego 9-12-83 (KC)

Most Yards Receiving—48 vs. Denver 9-23-84 (KC)

47 vs. San Diego 10-14-82 (KC)

44 at New England 10-4-81 (KC)


Longest Receptions—27 vs. San Diego 10-14-84 (KC)

Most TDs Receiving—1 (14 times)

Most Recent: at Indianapolis 11-9-86 (NE)

PLAYOFF STATISTICS

GAMES PLAYED/STARTED: 1986-1/0.



KENNETH SIMS 77

DE 6-5 271

TEXAS 6th year

DOB: 10-31-59 at Kosse, TX

HOW ACQUIRED: D-1a, 1982 (1st)

PRO: Was only able to make a small contribution to the team in 1986 due to a back injury that allowed him to play in just three games (no starts over the season; made nine tackles in those games, with six of the hits being unassisted tackles)...was put on IR for the first time on 9-2 with back and hip injury, missing the first six games; played next three games, did not play in the next three and put on IR for second time, this time for remainder of year, prior to New Orleans game of 11-30...in first appearance of 1986, at Pittsburgh on 10-19, came in for injured Brent Williams in second quarter; in fourth quarter of that Pittsburgh game, recovered fumble and returned it six yards to Pittsburgh 20 to set up FG...vs. Atlanta, on 11-2, had best game of season with eight tackles, five solos and also had a half sack for two and a half yards...hurt back in that Atlanta game and went on IR 11-28 for rest of season...had a back operation to remove a ruptured disc during the off-season...had his best year as a pro in 1985, until suffering injury at Indy, on 12-1, when fractured left fibula in making tackle in 2nd quarter...was placed on Injured Reserve on 12-4...this was the 2nd time that Sims fractured his left fibula as a pro—he suffered same injury the final pre-season game of 1983, and missed the 1st 10 games of the regular season that year. He also broke his right fibula while in college...at the time of his injury, led NE's defensive line in tackles with 47 1st hits and 18 assists for 65 total tackles...also had five and a half sacks for 29 yards and one fumble recovery...was awarded 10th annual Jim Lee Hunt Award as team's outstanding lineman, as selected by the NE coaches (presented by the 1776 Quarterback Booster Club)...in 1984, had 33 solos and 57 assists to lead the team's defensive

linemen...he had three and a half sacks for 22 yards, with 21 pressures (second best to Tippet's 22)...caused one fumble, deflected two passes in playing 1160 plays (2nd most on defense to Clayborn's 1186 plays)...injuries hampered Ken's performance during the '83 season...played in five games...suffered a fractured left fibula in the final preseason game at Tampa Bay and missed the first ten games of the season...was the Patriots' most productive defensive lineman during his rookie campaign (1982), when he was the team's fourth rated tackler with 72 total tackles and tied for the team lead in QB sacks with 4½ for -32 yards...he also led the team in QB pressures with 13 and recorded one pass deflection and caused one fumble...made a smooth transition from DT in a four-man front at Texas to DE in the Patriots' front three...was the first pick overall in the 1982 draft.

COLLEGE: Named to every All-American team as senior...also won Lombardi Trophy and was runner-up in the Heisman Trophy and Outland Trophy balloting...first quarter vs. TCU (11-14-81), the Longhorns' ninth game of the year, he suffered a right broken fibula and sprained ligaments in his right ankle and missed the balance of his senior year...despite the injury, he averaged 120 tackles a season (12 per game) as a starter over his junior and senior years.

PERSONAL: Single...majored in education...has established the Kenneth Sims Endowed Presidential Scholarship for Women's Athletics at the University of Texas (the fund will provide annual scholarships for UT's nationally acclaimed Department of Intercollegiate Athletics for Women)...he also owns a restaurant in the "Marco Polo" restaurant chain...hobbies include fishing and hunting...is the youngest in a family of eight children...he was raised in Kosse, TX (pop. 484) and played at Groesbeck High School...sells cars during the off-season.

GAMES PLAYED/STARTED: 1982-9/9, 1983-5/2, 1984-16/16, 1985-13/13 (placed on Injured Reserve 12-4-85), 1986-3/0 (On Injured Reserve 9-2-86 to 10-17-86; re-placed on Injured Reserve 11-28-86). Total: 46/40.


DEFENSIVE STATISTICS

Year	G	Tackles		Sacks	QB Press.	Fum. Rec.	Pass Def.
		Solo	Assists				
1982	9	26	46	4	13	—	1
1983	5	7	14	—	1	—	—
1984	16	33	57	3½	21	—	2
1985	13	47	18	5½	NA	1	—
1986	3	6	3	½	NA	1	—
Totals	46	119	138	13½	35	2	3

OTHER STATS: Forced Fumbles: 1982-1, 1984-1. Blocked FG att. vs. Green Bay 9-8-85.

PLAYOFF STATISTICS

GAMES PLAYED/STARTED: 1982-1/1, 1985-On Injured Reserve, 1986-On Injured Reserve. Total: 1/1.



STEPHEN STARRING 81

WR 5-10 172

McNEESE STATE 5th year

DOB: 7-30-61 at Baton Rouge, LA

HOW ACQUIRED: D-3a, 1983 (74th)

PRO: Started two games in 1986—vs. Indianapolis on 9-7 and at New Orleans on 11-30...had his best game in season opener vs. Indianapolis (9-7) when he started in place of Irving Fryar and caught five passes for 103 yards. He also had his longest reception of the season in that game, 47 yards...finished season with 16 catches for 295 yards (18.4 average, led team in yards per catch)...had TD catch vs. Pittsburgh on 10-19 (43 yarder) and had other at New Orleans on 11-30 (24 yarder)...did not play vs. Seattle, on 9-21, and at Denver, on 9-28, due to knee injury...as team's main kick return man, had 36 returns for 802 yards, a 22.3 average, in 1986 (6th best in the AFC)...had long runback of 52 yards, vs. Jets on 10-12, to set up FG

in third quarter; had four kickoff returns for 106 yards at Rams on 11-16, and one was a 42 yarder to open game...is third on team's all-time kick return list in return yardage at 1,814 (in 84 returns for a 21.6 average)...in 1985, caught 16 passes over regular season for 235 yards, a 14.7 ave., with a long of 40; during the playoffs, had two catches for 39 yards, for a 19.5 ave. with a long catch of 24 yards...was also team's kickoff return man, with 48 returns for 1,102 yards, a 21.1 ave. with a long of 53 during regular season; in the playoffs, had 13 returns for 284 yards, a 21.8 ave. with a long of 37...his 48 returns in a season was a new NE team record...started one regular season game (at Indy, on 12-1) when he was used at QB spot for one play (switched positions with Eason). It was a QB option play around right end in 1st quarter, and he pitched to Collins for 14 yard gain...also started two of the four playoff games—at Miami, on 12-16 for the AFC title, and vs. Chicago in the Super Bowl, on 1-26—replacing the injured Fryar in both outings...in AFC title game, returned opening kickoff 37 yards for a NE playoff record...at Buffalo, on 9-22, returns kickoff 53 yards (his career best)...in 1984, Stephen was second on the team in passes caught with 46 for 657 yards (third best on team, 14.3 average) with four TDs and a long catch of 65 yards...started all 16 games...in 1983 finished his first pro season with 17 receptions for 389 yards while averaging an amazing 22.9 yards per reception with two TDs...started his rookie campaign in fine fashion when he took a Steve Grogan aerial 73 yards for a TD on opening day vs. the Colts (9-4-83)...the reception was his first in regular season play...three weeks later, he made his first pro start at Pittsburgh (9-25-83) and caught the game winner, grabbing a pass from QB Grogan, eluding a tackler and racing 76 yards for a TD with just four minutes remaining on the clock...played in 15 games with three starts in '83...made a smooth transition from college QB to pro WR...the first of two Patriots' third round choices, Starring was the 74th player selected overall and the ninth WR taken in '83.

COLLEGE: Cowboys' starting QB for three seasons, Stephen was drafted by the Patriots as a WR...the Cowboys' all-time total offense leader with 4,989 yards...ranks as 2nd all-time leading passer at McNeese State...completed college career with 1,906 yards rushing on 551 carries while passing for 3,083 yards...finished senior year with 1,264 total offensive yards and eight TDs...was the nation's top rushing QB as a sophomore with 974 yards on 219 carries...set school single game rushing record as a sophomore vs. Arkansas St. (25-234-2 TDs)...also threw for 93 yards (1 TD) for a total of 327 total offensive yards in that game...chosen Outstanding Offensive Player in '80 Independence Bowl despite loss to Southern Mississippi...Southland Conference passing efficiency leader junior year (46.6%)...was the 1983 SLC outdoor high hurdle champion and NCAA Track and Field high hurdle All-America (indoor 1982).

PERSONAL: Married (Tammy)...has degree in Physical Education...an accomplished high hurdler, Stephen holds the Cowboys' school record in the 110 HH (13.79 secs.)...individually accounted for 29 points in the 1983 Southland Conference Track and Field meet...in that competition he won the high hurdle competition and placed in the long jump (25' 5"), 200-meter (22.05 secs.) and in the triple jump (49' 1 3/4")...was a three-sport star (football, basketball and track) at Vinton (LA) High School.

GAMES PLAYED/STARTED: 1983-15/3, 1984-16/16, 1985-16/1, 1986-14/2. Total: 61/22.

RECEIVING						
Year	G	No.	Yds.	Avg.	LG	TD
1983	15	17	389	22.9	76t	2
1984	16	46	657	14.3	65t	4
1985	16	16	235	14.7	40	0
1986	14	16	295	18.4	47	2
Totals	61	95	1576	16.6	76t	8

KICKOFF RETURNS						
Year		No.	Yds.	Avg.	LG	TD
1985		48*	1012	21.1	53	0
1986		36	802	22.3	52	0
Totals		84	1814	21.6	53	0

*Club Record

OTHER STATS: Fumbles: 1983-1, 1984-1, 1985-4, 1986-4. Fumble Recoveries: 1984-1, 1985-1, 1986-1. Opponent's Fumbles Recovered: 1986-1. Punt Returns: 1984-10 for 73 yards, 1985-two for 0 yards, 1986-six for 18 yards. Rushing: 1984-two for 16 yards, 1986-one for 0 yards.

Single Game Highs

Most Receptions—7 Washington 9-23-84
 6 at Dallas 11-22-84
 6 at NY Jets 9-30-84

Most Yds. Receiving—108 at Pittsburgh 9-25-83
 105 at Buffalo 9-2-84
 103 vs. Indianapolis 9-7-86

Longest Receptions—76t at Pittsburgh 9-25-83
 65t at Buffalo 9-2-85
 47 vs. Indianapolis 9-7-86
 42t vs. Cleveland 10-7-84

Most TD Receptions—One (eight times).

Most Recent: 11-30-86 at New Orleans

100 Yard Receiving Games

1983—at Pittsburgh (9-25) 2-108-1 (76t)
 1984—at Buffalo (9-2) 3-105-1 (65t)
 1986—vs. Indianapolis (9-7) 5-103-0 (47)

PLAYOFF STATISTICS


GAMES PLAYED/STARTED: 1985-4/2, 1986-1/0. Total: 5/2.

RECEIVING

Year	G	No.	Yds.	Avg.	LG	TD
1985	4	2	39	19.5	24	0
1986	1	—	—	—	—	—
Totals	5	2	39	19.5	24	0

KICKOFF RETURNS

Year	G	No.	Yds.	Avg.	LG	TD
1985	4	13	284	21.8	37	0
1986	1	2	31	15.5	21	0
Totals	5	15	315	21.0	37	0

**MOSI TATUPU 30**

RB 6-0 227

USC 10th year

DOB: 4-26-55 at Pago Pago,
 American Samoa

HOW ACQUIRED: D-8b, 1978 (215th)
 PRO BOWL: 1987

PRO: Was the team's number three rusher with 172 yards on 71 carries (2.4 average) in 1986...started five games, including the final three regular season games (also at Pittsburgh, on 10-19, and at Indianapolis, on 11-9)...at Pittsburgh, on 10-19, had 28 yards on seven carries and had two catches for 35 yards...in special teams play that Pittsburgh game, had four solo tackles on special teams and forced a fumble...at Indianapolis, on 11-19, had 30 yards rushing on 13 carries and three catches for 19 yards...the captain of the club's special teams, he was selected to the Pro Bowl for his special teams play after the 1986 season...was selected the Unsung Hero Award by the club's booster club, The Patriots Huddle...was Pro Football Weekly All-AFC and UPI All-AFC and AP All-Pro...forced three fumbles on special teams during season...has never missed a game in his pro career...in 1985, he won best special teams award, as handed out by 1776 Quarterback Booster Club—he led the team in special teams tackles during regular season with 35, 12 coming on 1st hits; he had three special teams tackles in the playoffs (two 1st-hits)...chosen as a 1st alternate special teams player to Pro Bowl after '85 season...was team's 4th top rusher during regular season, with 152 yards on 47 rushes, a 3.2 ave., long run of 11 yards and two TD runs; in playoffs had 26 yards on 10 rushes (2.6 ave.), with long of 22 yards and one TD...in 3rd quarter of playoff game at LA Raiders on 1-5-86, forced fumble that Bowman recovered in EZ for winning score...in AFC title game, at Miami on 1-12, again led special teams by forcing a fumble on 2nd half kickoff which is recovered by Hawthorne and play sets up Weathers' TD to make it 12-7...in 1984, was 2nd top rusher on team with 553 yards on 133 carries for a 4.2 average, with long jaunt of 20 yds...was voted second alternate to the Pro Bowl team...was selected as the Patriots' Miller Lite Man-of-the-Year...started four games...had 93 yards in 22 carries for 4.2 average

for his best outing of season vs. Cincinnati on 10-14-84, ...the Patriots' second leading rusher with 578 yards and four TDs in '83, Mosi had the NFL's top rushing average of 5.5 yards per tote... late in '83 season, had big game vs. New Orleans and Rams—despite a snow covered field, Mosi turned in the best rushing day of his career, gaining 128 yards on 21 carries as the Patriots blanked the Saints, 7-0 (12-4-83)...a week later in Anaheim, he tied a club record by rushing for three TDs in a 21-7 win over the Rams...from 1981-83, Mosi rushed for 947 yards on 174 carries and an incredible 5.44 rushing average...in 1982, he was the Patriots' third leading rusher with 168 yards on 30 carries to average 5.6 yards a carry...while everyone except he and Mark van Eeghen were slipping and sliding on a snow covered turf at Foxboro on 12-12-82, Mosi used his low center of gravity and bullish power to plow through the Dolphins for 81 yards on 13 carries...in that 3-0 Patriot upset victory, Mosi even managed a 26-yard run despite almost impossible conditions...against Houston (10-18-81), he made his first pro start and ran six times for 64 yards, including a 43-yard jaunt in which he broke no less than seven tackles...was the Patriots' fifth leading rusher in '80 with 97 yds. on 33 carries...in a 21-17 loss at San Francisco (11-30-80), he scored both of the Patriots' TDs, the first two of his pro career...an eighth-round draft choice by the Patriots in 1978 and 215th player selected overall.

COLLEGE: Made four post-season bowl appearances while playing for the USC Trojans...recorded 1277 rushing yards and nine TDs on 223 career carries in addition to another 147 yards gained on 19 receptions while a collegian...his USC head coach, John Robinson, called Mosi "the best blocking back at USC since Sam Cunningham."

PERSONAL: Married (Linnea)...has one daughter, Linnea Mosiula (8), and three sons, Samuel (7), Mosiula Mealofa and Clarence (both 5)...taking courses during off-season at Northeastern University...very active in various charity appearances during off-season, among them Special Olympics of Rhode Island (is honorary chairman)...played on Patriots basketball team...owns shaved ice store called "The Snowin' Samoan's Hawaiian Style Shaved Ice Store" in San Diego...contributes plenty of time to fund-raising events and other activities for the Wrentham State School for the mentally handicapped...once helped the Rhode Island ASPCA raise \$25,000 for a building campaign...the son of a former Samoan boxing champ, Mosi was raised in Hawaii and still ranks as one of the top schoolboy gridgers in Hawaiian history.

GAMES PLAYED/STARTED: 1978-16/0, 1979-16/0, 1980-16/0, 1981-16/1, 1982-9/0, 1983-16/1, 1984-16/4, 1985-16/2, 1986-16/5. Total: 137/13.

Year	G	No.	RUSHING				RECEIVING				
			Yds.	Avg.	LG	TD	No.	Yds.	Avg.	LG	TD
1978	16	3	6	2.0	3	0	0	—	—	—	—
1979	16	23	71	3.1	12	0	2	9	4.5	5	0
1980	16	33	97	2.9	11	3	4	27	6.8	11	0
1981	16	38	201	5.3	43	2	12	132	11.0	41	1
1982	9	30	168	5.6	26	0	0	—	—	—	—
1983	16	106	578	5.5	55	4	10	97	9.7	17	1
1984	16	133	553	4.2	20t	4	16	159	9.9	24	0
1985	16	47	152	3.2	11	2	2	16	8.0	15	0
1986	16	71	172	2.4	13	1	15	145	9.7	25	0
Totals	137	484	1998	4.1	55	16	61	585	9.6	41	2

OTHER STATS: Kickoff Returns: 1978—one for 17 yds., 1979—three for 15 yds., 1984—one for nine yds. Fumbles: 1981-2, 1983-1, 1984-1, 1985-1. Fumble Recoveries: 1981-3, 1983-1, 1984-1, 1985-1. Forced Fumbles: 1983-1, 1986-3. Blocked Punt Return for TD: 1986-1 at New Orleans (17 yards).

Single Game Highs

Most Carries—22 vs. Cincinnati 10-14-84
 21 vs. New Orleans 12-4-83
 20 vs. Miami 10-21-84
 at Cleveland 10-7-84
 Most Yds. Rushing—128 vs. New Orleans 12-4-83
 95 vs. Miami 11-13-83
 Most TDs Rushing—3 at LA Rams 12-11-83
 2 at San Francisco 11-30-80
 vs. Seattle 9-16-84
 at Indianapolis 11-18-84
 Longest Runs—55 vs. Miami 11-13-83
 43 vs. Houston 10-18-81
 Longest TD Runs—38t vs. Dallas 9-21-81

100 Yards Rushing Games

1983—vs. New Orleans (12-4) 21-128-0 (18)

Most Receptions—4 at Seattle 12-18-83
 3 vs. NY Jets 11-15-81
 vs. Cincinnati 10-14-84
 at Indianapolis 11-9-86
 vs. San Francisco 12-14-86

Most Yards Receiving—41 vs. Kansas City 10-4-81
 39 vs. Indianapolis 12-16-84
 36 at Seattle 12-18-83
 35 at Pittsburgh 10-19-86

Longest Receptions—41 Kansas City 10-4-81
 25 at Pittsburgh 10-19-86
 24 vs. NY Jets 10-28-84
 22 vs. Baltimore 9-6-81


Most TD Receptions—2 vs. Baltimore 9-6-81
 at Atlanta 10-30-83

Long TD Reception—22 vs. Baltimore 9-6-81

PLAYOFF STATISTICS

GAMES PLAYED/STARTED: 1978-1/0, 1982-1/0, 1985-4/0, 1986-1/1. Total: 7/1.

	RUSHING						RECEIVING					
Year	G	No.	Yds.	Avg.	LG	TD	No.	Yds.	Avg.	LG	TD	
1978	1	0	—	—	—	—	0	—	—	—	—	
1982	1	1	4	4.0	4	0	0	—	—	—	—	
1985	4	10	26	2.6	22	1	1	6	6.0	6	0	
1986	1	0	—	—	—	—	—	—	—	—	—	
Totals	7	11	30	2.7	22	1	1	6	6.0	6	0	



ANDRE TIPPETT 56

OLB 6-3 241

IOWA 6th year

DOB: 12-27-59 at Birmingham, AL

HOW ACQUIRED: D-2b, 1982 (41st)

PRO BOWL: 1985, 1986, 1987

PRO: Started first nine games of 1986 season, missed next five (due to knee injury, but not placed on IR) and then started two remaining regular season games...finished season with 63 tackles (30 solos) and had nine and a half sacks for 56 and a half yards...also had two forced fumbles and one fumble recovery...was selected to the Pro Bowl for the third consecutive year (and for the third time ever)...had sacks in first four games...was second in NFL in sacks with nine and a half when hurt midway through season...injured in 2nd quarter of Atlanta game, on 11-2, and had arthroscope on right knee following day...returned to starting lineup vs. San Francisco, on 12-14...vs. Jets, on 10-12, suffered neck injury, concussion in 4th quarter...at Buffalo, on 10-26, had three and a half sacks for 19 and a half yards and ran interception back for 32 yards (after Johnny Rembert picked off pass and flipped him ball—play set up TD)...selected All-AFC by Pro Football Weekly and UPI, and was All-Pro second team by AP, by NEA and by College and Pro Football Newsweekly...in 1985, Andre became one of the premier linebackers in the NFL...was selected to the Pro Bowl as starter in 1985, after having been selected as a reserve for that honor the season before...was team leader in sacks for the 3rd straight year, had 16.5 sacks for 118 yards, the leader in the AFC. He finished just a half sack behind NFL leader Richard Dent of Chicago...also tied for the team lead in fumble recoveries with three (tied with Nelson), with one going for his 1st career TD. He also tied Nelson and Roland James for the team lead in forced fumbles, with three...was 3rd on team in tackles with 97 (65 1st-hits), although just about every team tries to figure out a way to shut him down...had three pass deflections over regular season...in playoffs, had 21 tackles (16 1st-hits); also had one sack for nine yards...selected to All-NFL team (selected by *Associated Press*, *NEA* and the Pro Football Writers Association), *The Sporting News* All-Pro team, the "101" AFC Defensive Player of the Year award, the *United Press International (UPI)* AFC Defensive Player of the Year award, as well as the *NY Daily News* Defensive Player of the Year award and the Big Brothers/ Big Sisters—Turns Neutralizer of the Year

award (selected by NFL Films, for hardest hits of season)...in wildcard playoff game, at NY Jets on 12-28, has one sack for nine yards ...at LA Raiders, on 1-5, led team with nine tackles (seven solos)...In 1984, Andre broke team record for sacks in one season, with 18 and a half for 166.5 yards, with the old record being 13 and a half, set by DE Tony McGee in 1977 ...voted the best linebacker/defensive back in the AFC in a vote of the conference's running backs, quarterbacks and wide receivers...was named Patriots' MVP by 1776 QB Club...2nd in NFL in quarterback sacks to Mark Gastineau of the Jets; Andre had 6 games in which he had 2 or more sacks in '84... started all 16 games...had 108 tackles, 48 solos, 60 assists and was fourth on team in tackles...led team in QB pressures with 22; had two deflections and caused one fumble...in only his second season of '83, Andre earned the starting left outside linebacker spot and led the team in sacks with 8½ for -50½ yards...finished seventh on the team tackle chart with 86 total stops and second behind right outside linebacker Don Blackmon (10) with eight QB pressures...possibly the best game of '83 came in Patriots' 21-7 win over the LA Rams when he recorded six tackles, four assists, two QB sacks for -15 yards, one pass deflection, caused two fumbles and recovered one... played in all nine games with one start during his rookie campaign...was the first reserve OLB to come in and was a regular on special teams in '82...filled in for the injured Lawrence McGrew during the second half at Pittsburgh (12-26-82) and recorded eight tackles and two QB pressures...also had a stellar performance when he started for the injured McGrew in the Patriots' 30-19 victory over Buffalo (1-2-83) and finished with eight tackles and two QB pressures...selected in the second round of the 1982 NFL draft by the Patriots (41st selection overall).

COLLEGE: Played as both a standup DE and OLB for the Hawkeyes, leading them to the Rose Bowl as a senior, the school's first appearance there since 1959...spent one year at Ellsworth (Iowa) J.C. before transferring to Iowa...started his junior and senior years while at Iowa...recorded 141 career tackles and 35 QB sacks with three interceptions and two fumble recoveries...his 20 tackles for 153 yards in losses as a junior was tops in the Big Ten...Coach Hayden Fry said Tippet had the best game he has ever seen by a DE when he recorded six solo tackles, three assists, two QB sacks and broke up four passes vs. Iowa St. his senior year...was an AP, UPI, NEA, Football Writers and *Football News* 1st Team All-America selection in '81.

PERSONAL: Has one daughter, Janea Lynn (3)...Andre is a second degree black belt in karate...participates in numerous karate tournaments ...received his Brown Belt in Uechi-Ryu Karate-DO during 1984 off-season...wants to be a state trooper when football career is over...lists target shooting, bowling and creative cooking among his favorite pastimes...was elected All-City and team captain in football, track and wrestling at Barringer High School in Newark, NJ.

GAMES PLAYED/STARTED: 1982-9/1, 1983-15/13, 1984-16/16, 1985-16/16, 1986-11/11. Total: 67/57.

DEFENSIVE STATISTICS

Year	G	Tackles		Sacks	QB Press.	Fum. Rec.	Pass Def.
		Solo	Assists				
1982	9	10	18	—	5	1	—
1983	15	48	38	8½	8	1	2
1984	16	48	60	18½	22	—	2
1985	16	65	32	16½	NA	3*	2
1986	11	39	24	9½	NA	1	—
Totals	67	210	172	53	35	6	6

*Returned Fumble for TD (25 yards) vs. LA Raiders 9-29-85.


OTHER STATS: Forced Fumbles: 1983-1, 1984-1, 1985-3, 1986-2. Interception Returns: 1986-32 yards on lateral from Rembert at Buffalo on 11-23.

PLAYOFF STATISTICS

GAMES PLAYED/STARTED: 1982-1/0, 1985-4/4, 1986-1/1. Total: 6/5.

DEFENSIVE STATISTICS

Year	G	Tackles		Sacks	QB Press.	Fum. Rec.	Pass Def.
		Solo	Assists				
1982	1	2	—	—	—	—	—
1985	4	16	5	1	—	—	1
1986	1	5	1	—	—	—	1
Totals	6	23	6	1	—	—	2



GARIN VERIS 60

DE 6-4 255

STANFORD 3rd year

DOB: 2-27-63 at Chillicothe, OH

HOW ACQUIRED: D-2a, 1985 (48th)

PRO: Started 15 games in '86; missed opener vs. Indianapolis on 9-7 (foot injury, but came into game later)...had a fine year in his first full year as a starter, playing the right defensive end position...finished season with 74 tackles (52 solos)...led team in sacks with 11 for 74 yards, had an impressive seven passes knocked down, had two fumbles recovered and forced four fumbles...was named the team's top lineman (annual Jim Lee Hunt Award) at the end of the season by the Patriots' coaching staff for his consistent play...finished in a seventh place tie for sacks among AFC players...midway through season, had at least one sack in five straight games...was named the AFC's Defensive Player of the Month for November...at New Orleans, on 11-30, forced fumble by QB Dave Wilson, and Brent Williams took it for game-winning TD of 21 yards with 1:49 left in game (made score 21-13)...was selected AP All-Pro (honorable mention)...in 1985 had an outstanding rookie campaign, as selected to the *UPI* All-Rookie team, the Pro Football Writers All-Rookie team, and named the 1776 Quarterback Booster Club Rookie of Year...had 31 tackles during regular season, with 28 1st-hits...had 2nd best sack total on team with 10 (NE Rookie Record) and added one pass deflection and two forced fumbles during regular season...in playoffs, had 14 tackles (10 1st-hits); he led team in playoff sacks with four for 49 yards and had two pass deflections, one fumble recovery and one forced fumble as well as two pass deflections and one interception...replaced Sims in starting lineup for the last seven games of 20-game season (starting with Detroit game of 12-8)...also started one game at the right end spot, at Chicago, on 9-15, replacing injured Toby Williams... in playoffs, at NY Jets on 12-18, has best game of career with three sacks for 35 yards, one forced fumble (recovered by Jets after 27 yards lost on play), one deflected pass, 4 solo tackles (3rd on team), one interception (1st of career) and an 18 yard fumble return to NY 17...in AFC title game, at Miami on 1-12, recovered fumble on Miami's 1st play of game to set up NE FG; also sacked Marino for 14 yard loss in 2nd half (only sack in game for either team)...was 2nd player taken in draft by Patriots in '85 and 48th selection overall.

COLLEGE: Began his career at TE, then moved to linebacker; worked at both DE and OLB the last three years...improved his draft position by having outstanding Senior Bowl and East-West Shrine games; he was selected the MVP-defense in both all-star games...played with both broken thumb and sprained ankle as senior...was 8th top tackler on team as senior, as teams ran away from him—led team in behind-line tackles with 11, in sacks with five...named HM AP All-America and *UPI* 2nd team All-America and 1st team All-Pac 10 in 1984...made 2nd team All-Pac 10 as junior, making 71 tackles (44 solos), with 12 tackles for loss (high on team) and team high of seven sacks...as sophomore, was 6th top tackler on team with 30 solos and 74 total.

PERSONAL: Single...attended Chillicothe HS in Ohio, where named *Parade*, *Football News* and National Coaches All-America...as senior, despite missing the first four games with a broken ankle, caught 16 passes for 276 yards with two TDs; made 61 tackles from DE ...named district Lineman-of-the-Year...as junior and senior, was an All-America in track (shot put and discus) as well, with best of 64'-8¾" in the shot and 191'-4" in the discus...in basketball, averaged 17.5 points/19 rebounds a game and selected first team all-state center...voted his area's Player-of-Year and MVP of Ohio North-South all-star game...also played baseball in HS (as pitcher-third baseman)...hobbies: traveling, sports.

GAMES PLAYED/STARTED: 1985-16/4, 1986-16/15. Total: 32/19.

DEFENSIVE STATISTICS

Year	G	Tackles		Sacks	QB Press.	Fum. Rec.	Pass Def.
		Solo	Assists				
1985	16	28	3	10	—	2	1
1986	16	52	22	11	—	2	7
Totals	32	80	25	21	—	4	8

OTHER STATS: Forced Fumbles: 1986-4.


PLAYOFF STATISTICS

GAMES PLAYED/STARTED: 1985-4/4, 1986-1/1. Total: 5/5.

DEFENSIVE STATISTICS

Year	G	Tackles		Sacks	QB Press.	Fum. Rec.	Pass Def.
		Solo	Assists				
1985	4	10	4	4	—	1	2
1986	1	5	0	—	—	—	—
Totals	5	15	4	4	—	1	2

OTHER STATS: Interceptions: 1985-One for 18 yards. Forced Fumbles: 1985-1. Fumbles: 1984-1.



ROBERT WEATHERS 24

RB 6-2 225

ARIZONA ST. 6th year

DOB: 9-13-60 at Westfield, NY

HOW ACQUIRED: D-2a, 1982 (40th)

PRO: Spent most of the 1986 season on Injured Reserve after suffering ankle injury in car accident during the preseason (missed first three games)...ran for 58 yards on 21 carries before being placed on the IR list on 11-14 for the remainder of the season (six regular season games)...saw action in five games and ran ball for first time vs. Miami, on 10-5, when had five runs for 13 yards and one catch for 14 yards...had 15 yards on 10 runs at Pittsburgh, on 10-19, but re-injured ankle in that game...at Buffalo, on 10-26, had six runs for 30 yards, including a 16-yard TD...had operation during off-season, with bone spurs removed from left ankle...in 1985 was 3rd top rusher during regular season with 174 yards on 41 rushes, a 4.2 ave. and long of 42 (TD vs. Cincinnati on 12-22 in lone TD of season)...in playoffs, was 3rd top rusher on club with 108 yards on 26 carries, a 4.2 ave., with long of 45 (vs. Miami in 2nd quarter to Miami seven, setting up NE's 1st TD)...45 yarder vs. Miami a new NE playoff record run...had best game of season vs. Miami, on 1-12, for AFC title when ran for 87 yards on 16 carries; also caught two yard TD pass from Eason in 3rd quarter...in playoffs, at LA Raiders, on 1-5, carries nine times for 18 yards, long of five...had his best regular season outing, vs. Cincinnati on 12-22, when ran for 52 yards on three carries (including game-winning TD of 42 yards on a 4th and inches situation with less than two minutes left)...in 1984, Robert was on the active roster for four games, having suffered an injury to his right knee on a clipping penalty at Miami 9-9, had arthroscope on 9-12, put on IR 9-13 and reactivated for the final two games on 12-8...suffered cartilage tear and had arthroscope after mini-camp ...started off his second season in '83 in fine fashion when he ran for 100 yards on six carries, including a 77-yard run, vs. Baltimore (9-4-83)...finished the year with 73 carries for 418 yards...led the team with a 5.7-yard average per carry...that average was the best in the league for players with 55 or more rushing attempts... he finished as the team's fourth ranked receiver with 23 receptions for 212 yards...started the first two regular season games of his rookie year at FB...the first of three second round draft choices in '82 (40th player selected overall, eighth RB).

COLLEGE: Had 2,158 yards on 406 carries for a career average of 5.31 yards per carry while at Arizona St...ran for over 100 yards on four occasions, including a career best of 208 yards on 27 carries and a 73-yard TD sprint vs. California during senior year...had a 77-yard TD run vs. Hawaii as a soph...was named to the 2nd team All-Pac 10 and received *Football News* Honorable Mention All-America recognition as a senior.

PERSONAL: Married (Denise)...is the father of one son, Michael (6)...is the older brother of Clarence Weathers, a former Patriot wide receiver who is now a wide receiver and punt returner for the Cleveland Browns...is a busy person during off-season in playing for Patriots basketball team and making numerous speaking appearances for the Patriots' PR office...won 1776 Quarterback Booster Club Citizenship Award after 1985 season...selected team's Miller Lite Man of Year in '86 for his off-the-field and on-the-field activities...active in Friends of Wrentham, a fund-

raising group for Wrentham State School for the Mentally Handicapped...in 1985, helped organized Father's Day Pancake Breakfast that helped Wrentham State School and aided scholarship fund for John Gaudet, the former Foxboro police chief...active in Rhode Island Special Olympics and member of Fellowship of Christian Athletes and Big Brothers organization...missed '81 spring ball and second semester at Arizona St. as he stayed home to care for his brother and sister while his mother underwent kidney surgery...lists drawing, movies and video games among his favorite pastimes...All-America and MVP selection his senior year in both football and track at Fort Pierce Central (FL) High School...won Florida state 220-yard dash senior year with a 21.1 sec. mark...ran 9.4 sec. 100-yard dash as a junior in high school.

GAMES PLAYED/STARTED: 1982-6/2, 1983-15/4, 1984-2/0, 1985-16/0, 1986-5/0 (Placed on Injured Reserve 11-14). Total: 44/6.

Year	G	No.	RUSHING				RECEIVING				
			Yds.	Avg.	LG	TD	No.	Yds.	Avg.	LG	TD
1982	6	24	83	3.5	18	1	3	24	8.0	22	0
1983	15	73	418	5.7	77	1	23	212	9.2	19	0
1984	2		Placed on IR 9-13, reactivated 12-8.								
1985	16	41	174	4.2	42t	1	2	18	9.0	13	0
1986	5	21	58	2.8	16t	1	1	14	14.0	14	0
Totals	44	159	733	4.6	77	4	29	268	9.2	22	0

OTHER STATS: Kickoff Returns: 1983-three for 68 yds, 1985-one for 18 yds. Fumbles: 1982-1, 1983-4.

Single Game Highs

Most Carries—14 at Baltimore 10-9-83
13 at Baltimore 9-12-82
12 at Atlanta 10-30-83

Most Yards Rushing—100 vs. Baltimore 9-4-83

Most TDs Rushing—1 (four times).

Most Recent: at Buffalo 10-26-86

Longest Runs—77 vs. Baltimore 9-4-83
42t vs. Cincinnati 12-22-85

Most Receptions—5 at Atlanta 10-30-83
4 at Buffalo 10-23-83

Most Yards Receiving—55 at Atlanta 10-30-83
47 at Buffalo 10-23-83
34 at Baltimore 10-9-83

Longest Receptions—22 vs. NY Jets 9-19-82
19 at Baltimore 10-9-83
17 at Atlanta 10-30-83
16 vs. Miami 11-13-83

Longest TD Reception—2t at Miami 1-12-83 (AFC Champ.)

Most TD Receptions—1 at Miami 1-12-86 (AFC Championship)


100 Yard Rushing Games

1983—vs. Baltimore (9-4) 6-100-0

PLAYOFF STATISTICS

GAMES PLAYED/STARTED: 1985-4/0, 1985-On Injured Reserve.

Year	G	No.	RUSHING				RECEIVING				
			Yds.	Avg.	LG	TD	No.	Yds.	Avg.	LG	TD
1985	4	26	108	4.2	45	0	2	5	2.5	3	1



CLAYTON WEISHUHN 53
(pronounced Y soon)

ILB 6-1 218

ANGELO STATE 6th year

DOB: 10-7-59 at San Angelo, TX

HOW ACQUIRED: D-3b, 1982 (60th)

PRO: Played in four games over the 1986 season—from the game at Buffalo on 10-26 to the LA Rams game of 11-16...spent the first seven games of the season

on Injured Reserve with a groin problem (taken off 10-24), played in next four games and missed final five regular season games on IR...at Buffalo, on 10-26, made first appearance when went on field for second half kickoff (first appearance since 1984 season opener at Buffalo when suffered knee injury)...saw mostly special teams action, having one assisted tackle (had no tackles from line of scrimmage over season)... missed Rams game of 11-16 with hamstring injury that caused him to go on IR again, this time on 11-19...missed 1985 season due to knee problem....had reconstructive surgery to repair and reconstruct a ligament during four-hour operation on 8-2-85....was placed on Injured Reserve on 8-19 and spent the regular season resting the knee...Clayton suffered knee injury in third quarter of first regular season game (9-2-84) and sat out rest of season on IR, put on IR on 9-5...in only his second year of 1983, he led the team with an incredible 229 total tackles...he averaged 14.3 stops per game in '83...also recorded 1½ sacks, six QB pressures, three pass deflections and recovered three fumbles on the year...played a major role in a Patriots' defense that gave up the third fewest points of any defense in the league in '83 (289)...had a big day in Patriots' 28-23 win at Pittsburgh (9-25-83) when he took a lateral on a Steve Nelson interception 27 yards for a score...led team in snow and sleet in 7-0 win vs. New Orleans (12-4-83) with 21 total tackles ...recorded 20 total tackles and one QB pressure vs. San Francisco (10-2-83)...enjoyed a banner rookie year as he started all nine regular season games and was the team's second leading tackler with 123 tackles (seven behind team leader Steve Nelson), recorded 1½ QB sacks for -16 yards, one QB pressure, three pass deflections and recovered one fumble...named the 1776 Fan Club's Rookie-of-the-Year and was selected to *Pro Football Weekly's* All-Rookie Team...was in on 12 tackles or more in every game but one in '82...was the Patriots' second of two third round picks in '81 and was the 60th player selected overall...he was taken with Seattle's third round choice that was acquired in the Horace Ivory trade (9-25-81).

COLLEGE: Was the Lone Star Conference Lineman-of-the-Year in '80 and '81...team's leading tackler for three straight seasons...racked up an amazing 523 total tackles over his career at Angelo State...had a stellar performance his senior year vs. Stephen F. Austin when he recorded 13 tackles, five assists, caused two fumbles, and had two QB sacks and five tackles for losses of 37 yards...senior honors included AP 1st Team Little All-America, Football Coaches 1st Team College Division I All-America, 1st Team All-Lone Star Conference, NAIA 2nd Team All-America, '82 Olympia Gold Bowl Defensive MVP and played in '82 East-West Shrine Game.

PERSONAL: Married (Diane)...is the father of two daughters, Brandi Kate (4) and Lauren Rae (born 1-21-87)...graduated from Angelo State with a B.S. in Physical Education and a minor in History in 1982...chose Angelo State in order to remain close to home because of farming interests...entire family is actively involved in primarily cotton farming in and around San Angelo...works during offseasons on family's 2,000 acre cotton farm and cattle ranch...enjoys fishing, hunting and water skiing...All-State selection while at Wall (TX) High School...led team to Class A State semifinals senior year...also played basketball and track...ran a 9.9 100-yard dash as a senior.

GAMES PLAYED/STARTED: 1982-9/9, 1983-16/16, 1984-1/1 (Placed on Injured Reserve 9-5), 1985-On Injured Reserve Entire Season, 1986-4/0 (On Injured Reserve 9-2 to 10-24, Placed back on Injured Reserve 11-18). Total: 30/26.

DEFENSIVE STATISTICS

Year	G	Tackles		Sacks	QB Press.	Fum. Rec.	Pass Def.
		Solo	Assists				
1982	9	48	75	1½	1	1	3
1983	16	78	151	1½	6	3	3
1984	1	5	3	—	—	—	1
1985		On Injured Reserve Entire Season					
1986	4	—	—	—	—	—	—
Totals	30	131	229	3	7	4	7

OTHER STATS: Returned interception on lateral from Nelson 27 yds. for TD at Pittsburgh, 9-25-83.


PLAYOFF STATISTICS

GAMES PLAYED/STARTED: 1982-1/1, 1985-On Injured Reserve, 1986-On Injured Reserve.

DEFENSIVE STATISTICS

Year	G	Tackles		Sacks	QB Press.	Fum. Rec.	Pass Def.
		Solo	Assists				
1982	1	7	4	—	—	—	—
1985			On Injured Reserve				
1986			On Injured Reserve				
Totals	1	7	4	—	—	—	—

OTHER STATS: Forced Fumbles: 1982-1.



BRENT WILLIAMS 96
 DE 6-3 278
 TOLEDO 2nd year
 DOB: 10-23-64 in Flint, MI
 HOW ACQUIRED: D-7b, 1986 (193rd)

PRO: Due to a back injury to veteran Ken Sims which hampered him all season, Brent was moved into the starting left defensive end position for each outing in 1986...finished season as club's seventh top tackler with 71 tackles (43 first-hits); had one first-hit tackle in playoff game at Denver, on 1-4-87...led team in fumbles recovered with four (one went for the winning TD at New Orleans on 11-30); also had fumble recoveries in his first two games...had seven sacks for 61 yards and forced two fumbles...in game at New Orleans, he picked up QB fumble (forced by other DE Garin Veris) and went 21 yards for the winning score with 3:49 left in game; also had another recovered fumble in that game...in first pro game—vs. Indianapolis on 9-7—picked up Colts' fumble when ball was snapped over QB's head in shotgun formation and Williams picked up ball and went 26 yards to Colts' 43 to set up NE TD on next play...led the defensive line in first pro game when had four solo tackles, one assisted tackle and one sack...had two special teams tackles (one solo) during regular season...named to Pro Football Writers All-Rookie team...was 7th player taken in draft by Patriots in '86 and the 193rd overall selection.

COLLEGE: Selected All-Mid American Conference as both a junior and senior...as senior, had 2nd best total tackles on team with 101 tackles (48 solos) and had seven sacks (15 sacks in his career)...as junior, made 84 tackles, including 11 for losses (for 37 yards)...caused two fumbles, recovered one and tipped one pass...played every quarter of sophomore, junior and senior seasons...team went to California Bowl his junior year (lost to Nevada-Las Vegas)...as sophomore, in 1983, played in all 11 games...made 40 tackles (17 solos) and had four sacks (22 yards) and made two other tackles behind the line of scrimmage (for five yards)...recovered one fumble and caused another...as frosh, in 1982, started the final four games of year, playing both middle guard and tackle...had 10 solo tackles, nine assisted; also had a five yard sack.

PERSONAL: Single...majored in marketing...hobbies: watching TV, playing computer games and lifting weights...attended Northern HS (Flint, MI), where won two letters in football (outside linebacker and offensive tackle) and track (shot put and discus) and one in basketball (junior year)...was 1st team All-City and All-League...was captain of football team as senior...team won city championship as junior...was city champ in shot put as junior and senior and conference champ as well, after being runner-up as junior...childhood friends of linebacker Carl Banks of NY Giants, linebacker Eugene Marve of Buffalo Bills and safety Lonnie Young of St. Louis Cardinals.

GAMES PLAYED/STARTED: 1986-16/16.

DEFENSIVE STATISTICS

Year	G	Tackles		Sacks	QB Press.	Fum. Rec.	Pass Def.
		Solo	Assists				
1986	1	43	28	7	—	4*	—


*Recovered fumble, returned 21 yards for TD at New Orleans, 11-30-86

PLAYOFF STATISTICS

GAMES PLAYED/STARTED: 1986-1/1.

DEFENSIVE STATISTICS

Year	G	Tackles		Sacks	QB Press.	Fum. Rec.	Pass Def.
		Solo	Assists				
1986	1	1	—	—	—	—	1



DERWIN WILLIAMS 82

WR 6-1 185
 NEW MEXICO 4th year
 DOB: 5-6-61 at Brownwood, TX
 HOW ACQUIRED: D-7b, 1984 (192nd)

PRO: Another in a long list of solid wide receivers for the Patriots... had two catches for 35 yards (17.5 average) with a long catch of 26 yards in 1986... had his long catch come at New Orleans on 11-30 and other catch in season-opener vs. Indianapolis (9-7) with a nine-yarder... saw action in all of the team's games, most of it coming on special teams (was fourth in special teams tackles during the regular season with 15 tackles, 11 first-hits), and in playoff game had two first-hits on special teams... in 1985 (he was on Injured Reserve in 1984), had nine catches for 163 yards, an 18.1 ave., with a long catch of 30 yards during regular season... started one game over season, that vs. Chicago on 9-15, in place on Fryar (rib injury)...injured in opening playoff game, at NY Jets on 12-28 (right knee, medial collateral ligament) and had to miss rest of playoffs (hurt on special teams)...placed on IR on 1-3-86...in 1984, Derwin spent season on IR...selected in the seventh round of the 1984 NFL draft by the Patriots (192nd overall).

COLLEGE: Grabbed 37 passes for 677 yards for an 18.3 average and five TDs his senior year...had 76 career catches for 1,508 yards (19.8 average) and 10 TDs over three years at New Mexico... upon close of college career, ranked sixth on the New Mexico all-time receiving list with his 76 catches and fourth in yards... was team's second leading receiver as junior when he had 27 catches for 506 yards and 3 TDs...he missed '81 season in order to study for the ministry...he caught 12 passes for 325 yards and two TDs as freshman in 1980.

PERSONAL: Married (Mary)...majored in physical education... during off-seasons, speaks to numerous schools in Texas and New Mexico about academics, football and religion...father is a minister... uncle is former major league baseball player, Walt (No-Neck) Williams...attended Brownwood (TX) High School...hobbies: tennis, baseball and basketball.

GAMES PLAYED/STARTED: 1984-On injured reserve for entire season, 1985-16/1, 1986-16/0. Total: 32/1.

RECEIVING


Year	G	No.	Yds.	Avg.	LG	TD
1984		On Injured Reserve Entire Season				
1985	16	9	163	18.1	30	0
1986	16	2	35	17.5	26	0
Totals	32	11	198	18.0	30	0

PLAYOFF STATISTICS

GAMES PLAYED/STARTED: 1985-1/0 (Placed on Injured Reserve 1-3-86), 1986-1/0. Total: 2/0.

FOR THE RECORD...

The Patriots are unbeaten vs. two foes—New Orleans (5-0) and Tampa Bay (2-0), and are 0-5 vs. the Dallas Cowboys.



ED WILLIAMS 54

LB 6-4 244

TEXAS 4th year

DOB: 8-9-61 at Odessa, TX

HOW ACQUIRED: D-2, 1984 (43rd)

PRO: Had to miss the final six regular season games after being placed on Injured Reserve on 11-5 (groin injury)... finished regular season with five tackles (four first-hits) and was solid in special teams play with 12 tackles (seven first-hits)... vs. Jets, on 10-12, replaced Tippet (concussion) at left outside linebacker in 4th quarter... vs. Atlanta, on 11-2, came in for Tippet (knee injury) in first quarter and finished game with three solo tackles and one assisted tackle... missed two games due to groin injury—at Pittsburgh on 10-19 and at Buffalo on 10-26... at Indianapolis, on 11-9, re-injured groin injury and was placed on IR on 11-15... had 15 tackles on special teams over 1985 season, with five 1st-hits (4th best on club)...added five special team tackles in playoffs (two solos), 3rd best on club... in 1984, Ed suffered severe ankle injury very early in training camp that hampered his play through most of the season...drafted in second round of '84 draft by Patriots, the 43rd selection overall.

COLLEGE: Was credited with 76 total tackles as senior, including making 10 tackles behind the line of scrimmage...was the only defensive player on the Longhorns' team to put points on the scoreboard, tackling the North Texas State and SMU quarterbacks for safeties...his best outing as a senior came against Arkansas when he made 11 stops in Texas' 31-3 verdict...was selected to the Senior Bowl game, as well as making the *Associated Press* 2nd Team All-SWC and the *Waco News-Tribune* 2nd Team All-SWC...as a junior, ranked fourth on his team in QB sacks with six, and was second on the team in pressuring the QB with 30.

PERSONAL: Single...majored in Economics... was an All-America linebacker, as well as making All-District at the tight end position, at Ector (TX) High School.


GAMES PLAYED/STARTED: 1984-14/0, 1985-13/0, 1986-8/0 (placed on Injured Reserve 11-15). Total: 35/0.

DEFENSIVE STATISTICS

	G	Tackles		Sacks	QB Press	Fum Rec.	Pass Def.
		Solo	Assists				
1984	14	6	—	—	—	1	—
1985	13	—	—	—	—	—	—
1986	8	4	1	—	—	—	—
Totals	35	10	1	—	—	1	—

PLAYOFF STATISTICS

GAMES PLAYED/STARTED: 1985-4/0, 1986-On Injured Reserve. Total: 4/0.



TOBY WILLIAMS 90

NT 6-4 270

NEBRASKA 5th year

DOB: 11-19-59 at Washington, DC

HOW ACQUIRED: D-10b, 1983 (265th)

PRO: Started each of the team's outings in 1986; his first year at the nose tackle position, moving over from a defensive end spot...finished season with 55 tackles (32 solos) and had one fumble recovery and a half sack (for one yard)...vs. San

Francisco, on 12-14, tied for the defensive line lead with seven tackles (six solos)...in playoff game, at Denver on 1-4-87, stopped QB John Elway in first quarter for minus-three yards on third and goal from one foot line (forcing Denver to kick a field goal)...spent most of 1985 season on Injured Reserve, going on list 10-18 with left knee injury...when placed on IR, had 23 tackles (18 1st-hits) and also had one pass deflection...had two sacks for 14 yards (4th best on club when injured)...started three of the 1st four games of season at right end position...in 1984, started all but one game at right end...finished the season with 68 tackles (20 solos, 48 assists), had four and a half sacks for 38.5 yards, had nine pressures, one fumble recovery in 769 plays...in 1983, played in all 16 games, his rookie campaign, with ten starts...was forced into a starting role for the injured Ken Sims and did a solid job while recording 76 total tackles, two sacks, five QB pressures and forcing one fumble...the second of three Patriots' tenth round choices, Williams was selected with the New Orleans Saints' tenth round pick acquired in a 1983 draft day trade.

COLLEGE: Played key role in Cornhuskers' defense that led the Big Eight in all defensive categories...shared DT role as a sophomore but gained No. 1 slot as a junior in 1981... recorded 137 total tackles, 10 tackles for 42 yards in losses, five QB sacks for 41 yards, three fumble recoveries and six pass deflections while at Nebraska...returned from knee strain senior year to play in Orange Bowl victory over LSU...walked on at Nebraska in 1978 with brother Jimmy...immediately started for freshman squad before redshirting 1979 campaign...burst on Big Eight scene as conference's Defensive Newcomer-of-the-Year in 1980.

PERSONAL: Married (Chris)...has a degree in Criminal Justice...comes from a family of eight children...brother Jimmy, a linebacker, was the first round choice of the Detroit Lions in 1982...a graduate of Woodrow Wilson High (Washington, D.C.) where he played both OT and DT.

GAMES PLAYED/STARTED: 1983-16/10, 1984-16/15, 1985-5/3 (Placed on Injured Reserve List 10-18-85), 1986-16/16. Total: 53/44.


DEFENSIVE STATISTICS							
Year	G	Tackles		Sacks	QB Press.	Fum. Rec.	Pass Def.
		Solo	Assists				
1983	16	29	47	2	5	—	—
1984	16	20	48	4½	9	1	—
1985	5	18	5	2½	NA	—	1
1986	16	32	23	½	NA	—	—
Totals	53	99	123	9½	14	1	1

OTHER STATS: Forced Fumbles: 1986-1.

PLAYOFF STATISTICS

GAMES PLAYED/STARTED: 1985-On Injured Reserve, 1986-1/1. Total: 1/1.

DEFENSIVE STATISTICS							
Year	G	Tackles		Sacks	QB Press.	Fum. Rec.	Pass Def.
		Solo	Assists				
1985			On Injured Reserve				
1986	1	3	—	—	—	—	—
Totals	1	3	—	—	—	—	—



RON WOOTEN 61
 OG 6-4 273
 NORTH CAROLINA 7th year
 DOB: 6-28-59 at Bourne, MA
 HOW ACQUIRED: D-6, 1981 (157th)

PRO: 1986 was his fifth season as a starter for the Patriots...he and center Pete Brock were the only offensive linemen to start every game over the season... in 1985 started all but two of the 20 games... did not start vs. Miami on 11-3 and

at Indy on 12-1, with Fairchild taking his place both games... returned to starting lineup, vs. Indy on 11-10... in 1984, won award as top offensive lineman (annual Jim Lee Hunt Memorial Award) by 1776 club as selected by coaches...started in all 16 games in '84... when Bob Cryder was slowed by an injury after two games in 1982, Ron moved into the starting role at right guard ...since joining the Patriots as a sixth round pick in 1981, he has been one of the team's most active weight trainers ...in the 1983 and 1982 seasons with Ron as starter, the Patriots rushed for more yards (3,952) than any other NFL team... a back injury forced him onto the injured reserve list on 8-31-81 where he spent the entire '81 season.

COLLEGE: Was the leading vote-getter of offensive linemen on the '80 All-ACC team (named on 114 of 122 ballots)... as a senior, helped lead the Tar Heels fine running attack (270 yds. per game).

PERSONAL: Married (Ann)...has a daughter, Rachel Marie (2), and son, Ryan (6 months)...graduated in the Spring of 1982 from North Carolina with a degree in Chemistry...has an MBA from Boston University... enjoys bass fishing... his father is a former Air Force pilot and his brother, Ray, is an assistant football coach at Appalachian State University.


GAMES PLAYED/STARTED: 1981-On injured reserve entire season, 1982-9/7, 1983-16/16, 1984-16/16, 1985-14/14, 1986-16/16. Total: 71/69.

OTHER STATS: Fumble Recoveries: 1986-1.


PLAYOFF STATISTICS

GAMES PLAYED/STARTED: 1982-1/1, 1985-4/4, 1986-1/1. Total: 6/6.

20-79-89 RETIRED



CAPPELLETTI



HUNT



DEE


Over the 26-year history of the Patriots, only three players have been honored by having their jersey numbers retired from active service — No. 20 of kicker/wide receiver Gino Cappelletti; No. 79 of defensive tackle Jimmy Hunt; No. 89 of defensive end Bob Dee.



1987 DRAFT CHOICES

ROUND	OVERALL	NAME	POS	HT	WT	COLLEGE
1	23	Bruce Armstrong	OT	6-4	284	Louisville
3	79	Bob Perryman	RB	6-2	233	Michigan
4a	98	*Rich Gannon	QB/RB	6-2	197	Delaware
4b	102	Derrick Beasley	DB	6-1	205	Winston-Salem
4c	107	Tim Jordan	LB	6-3	226	Wisconsin
5a	113	Danny Villa	OT	6-5	305	Arizona State
5b	116	Tom Gibson	DE	6-7	250	Northern Arizona
6	163	Gene Taylor	WR	6-2	189	Fresno State
11	302	Carlos Reveiz	PK	5-8	189	Tennessee
12	330	Elgin Davis	RB	5-10	192	Central Florida

* was traded to Minnesota Vikings on May 6th



BRUCE ARMSTRONG

OT 6-4 284

LOUISVILLE D-1 (23rd)


DOB: 9-7-65 in Miami, FL

COLLEGE: Was the first of 10 picks in the draft by the Patriots and was the 23rd pick overall... was moved to the offensive left tackle spot from the tight end position three days into the spring practice of 1985 by coach Howard Schnellenberger (former Miami Dolphins assistant coach)... was in the starting lineup that fall—1985 season, his junior year; did not allow a sack in the last seven games, despite playing the position at just 240 pounds... spent the summer before his senior year lifting weights and moved his weight from 240 to 260 pounds... as a senior in 1986 season, he moved to the guard spot and quickly gained reputation as one of the best pulling guards at the collegiate level... coaches gave him a 91 per cent rating on blocks, highest on Louisville team... lined up in the backfield in goal-line situations... was selected AP First Team All-South Independent as well as being selected the team's Outstanding Offensive Lineman and a position in the Senior Bowl... a fine athlete, he runs the 40 in 4.9; also known as a competitive, intelligent athlete... as a sophomore tight end in 1984, he started all 11 games, finishing second on team in receptions with 26 for 289 yards and three touchdowns... had seven catches for 74 yards and two TDs vs. Southern Mississippi... was also a standout on special teams as a wedge buster... as a freshman in 1983, was a reserve tight end, seeing action in the last five games; caught seven passes for 103 yards with a season high of two catches for 38 yards vs. Temple (one catch for 22 yards).

PERSONAL: Single... working towards getting his college degree (political science major)... as a HS senior, was an All-American honorable mention and all-county selection as a tight end at Central (Miami, Fla.) HS (team went 6-4)... holds school's record for most TDs in a game (four)... named school's top scholar-athlete as a senior... high school coach, Rudy Barber, played for the Miami Dolphins... lettered three times in track and football... mom, Mildred, is a longtime Dolphins fan.

FOR THE RECORD...

In games decided by seven points or less, the Patriots were 4-5 in 1986 (including playoffs). Lifetime, the Patriots are 31-34 at home in games decided by seven or fewer points, and are 38-40 in away games (69-74 overall). Versus AFC East foes, the Patriots are 6-6 vs. Miami (1-0 in 1986), 10-7 vs. Buffalo (1-0), 5-14 vs. NY Jets (0-1) and 4-9 vs. Indy/Balt. (0-0).



BOB PERRYMAN

RB 6-2 233

MICHIGAN D-3 (79th)

DOB: 10-16-64 in Raleigh, NC

COLLEGE: Was the second pick out of 10 by the Patriots in the 1987 draft (was the 11th running back selected in the draft)... considered a bruising blocking fullback, he came on strong as a blocker his senior year with his best numbers (422 yards on 98 carries for a 4.3 average with six TDs, including a 47 yarder)... an impressive inside runner, especially inside the 10-yard line... has fine speed, size and strength... was teamed with Gerald White to give Michigan one of the best fullback tandems in the Big Ten Conference... saw action in all Michigan's outings as a junior and senior... started last three games, including Rose Bowl game... as a senior in 1986, finished second on his team in rushing yards; was not tackled for a loss as a senior... team went 11-2 his senior year (won conference title)... in a 38-14 win over Indiana, had TD runs of one and 13 yards; had one yard scoring play and a 25-yarder in 69-13 win over Illinois and in a 31-7 verdict over Purdue, had one yard and five yard TDs... in 22-15 loss to Arizona State in the Rose Bowl, had 14 yards on five carries and had a six-yard reception... improved his pass-catching ability each collegiate season and finished with eight catches for 53 yards (long of 23, vs. Ohio State)... also impressive in special teams play—was squad captain as junior and senior—with bone-crushing tackles his forte... as a junior in 1985, had 239 yards on 65 carries (3.7 average) and caught seven passes for 76 yards in sharing fullback spot with Gerald White... had two catches for 31 yards vs. Wisconsin... had 38 yards on six carries vs. Ohio State... in 27-23 upset win over Nebraska in the Fiesta Bowl, had two carries for seven yards... as a sophomore in 1984, started the first five games and Holiday Bowl... finished season with 387 yards on 76 carries for a solid 5.1 average... had five TDs, three in season-opener vs. Miami (others vs. Indiana and Wisconsin)... had long run of 27 yards vs. Minnesota... in Holiday Bowl, ran for 110 yards on 13 carries and caught a 10-yard TD pass vs. BYU, which won the game and also won national title by virtue of that contest... after being red-shirted in 1982, he saw action as a backup in 1983 and gained 72 yards on 16 carries and had one TD (vs. Indiana, three-yarder)... had season-high 35 yards on six carries vs. Minnesota.

PERSONAL: Single... has his college degree (education major)... attended Bourne (Buzzard's Bay, Ma.) HS where he was selected team's Player of the Year as a senior (had 2,043 yards and 26 TDs that year)... in one game, vs. rival Wareham in front of 5,000 fans on Thanksgiving Day, had 304 rushing yards and five TDs; also had 18 tackles in the 35-7 win... had 190 yard game (in 25 carries) in Div. 4 Super Bowl Championship at then-Schaefer Stadium, but Bourne lost, 35-15 (Bourne finished season 9-1 record)... grew up a Patriot fan (idols: Patriot FB Sam Cunningham and Earl Campbell)... also lettered in basketball and track... was VP of senior class in HS... dad, Bob, Sr., is a teacher-coach at Charlestown HS in Boston and mom, Carolyn, works in child development; has two football-playing brothers at Boston College—Ron and Rorery... is one of six children (Bob is the oldest child)... hobbies: running, movies, golf, music.


COLLEGE STATISTICS

RUSHING

YEAR	ATTEMPTS	YARDS	AVG.	TD	LONG
1983	16	72	4.5	1	13
1984	76	387	5.1	5	27
1985	65	239	3.7	0	17
1986	98	422	4.3	6	47
Totals	255	1,120	4.4	12	47

RECEIVING

YEAR	REC.	YARDS	AVG.	TD	LONG
1983	—	—	—	—	—
1984	2	15	7.5	1	10
1985	7	76	10.9	0	18
1986	8	93	11.6	0	23
Totals	17	184	10.8	1	23



DERRICK BEASLEY


DB 6-1 205
 WINSTON-SALEM D-4b (98th)
 DOB: 7-13-65 in Detroit, MI

COLLEGE: Was the fourth player (out of 10) taken in the draft by the Patriots; was the 18th defensive back selected overall... an outstanding athlete with big-play capability, he played the strong safety position in college where he is considered one of the finest ever to play at that school... was a four-year starter, and was picked All-Central Intercollegiate Athletic Association (CIAA) his final three seasons... over four-year career, made 370 tackles (185 first-hits and 185 assisted tackles); he had 20 tackles for a loss included in those stats—in addition to seven sacks and three safeties... was also a stickout on special teams, blocking 10 kicks over four years... was not rated as high as he should have been in pre-draft books because he ran a 4.75 on grass (after someone accidentally dropped a weight on his toe)... as a senior, led Winston-Salem to 7-3 record and to a Division II playoff berth (lost in first round); was second on the team in tackles with 97 (50 first-hits)... teams tended to throw away from Derrick's coverage and thus he finished with only 10 deflections and one interception as a senior... as junior, led club in total tackles with 106, 50 solos and 47 assists... was picked CIAA's Defensive Player of the Year... had three interceptions his junior year, and ran two back for TDs (63- and 46-yard returns)... also had six deflections that year... as sophomore in 1984, had 88 tackles (43 solo, 45 assists) and had a career-high seven tackles for losses (one sack)... also recovered two fumbles, had one safety and blocked a career-high four kicks that season... in addition, had three interceptions and seven pass deflections... as a freshman in 1983, had 79 tackles (33 solo, 46 assists) and had career-high four interceptions.

PERSONAL: Single... is working towards getting his college degree (business administration)... was a high school All-American at Cody HS in Detroit as a senior, after playing high school football for the first time as a junior (was selected all-state as an inside linebacker after his junior year).

COLLEGE STATISTICS

YEAR	TACKLES	ASSISTS	TOTAL	INT.	PASS DEF.	TACKLES FOR LOSS.	FUM. REC.	S
1983	33	46	79	4	4	3	1	0
1984	43	45	88	3	7	7	2	1
1985	59	47	106	3	6	6	0	0
1986	50	47	97	1	10	4	2	2
Totals	185	185	370	11	27	20	5	3



TIM JORDAN

LB 6-3 226
 WISCONSIN D-4c (107th)
 DOB: 4-26-64 in Madison, WI


COLLEGE: Was the fifth player taken (out of 10) by the Patriots; was the 20th linebacker selected overall... was considered one of the best outside linebackers in the Big Ten Conference as a senior, but was slowed down that season due to an assortment of minor injuries... nicknamed "Lightning" for his great athletic ability and superb quickness... finished career as school's third-ranking leader in tackles for losses (33 for 198 yards)... was known for his outstanding pass rush from the outside, sacking 27 quarterbacks in his collegiate career (eight as both a senior

in 1986 and as a sophomore in 1984 and 11 as a junior)... was also used as a down lineman in college... as a senior, had 62 tackles (40 first-hits, 22 assists), with season-high 11 vs. Ohio State—had three sacks for 13 yards in the game... finished season with eight sacks for 41 yards, second best in the Big Ten that season... missed first two games as senior due to knee problems that caused him to have arthroscopic surgery... in 1985 as a junior, was second team AP All-Big Ten... started 10 of 11 games at weakside linebacker and finished season with 52 tackles (12 tackles for 68 yards in losses)... won team's Defensive Player of Week award vs. Northwestern with 12 tackles (set school record for sacks in a game with six for 33 yards)... had 31-yard interception return vs. Michigan as junior... was tied for sixth in tackles for losses in Big Ten with eight... as sophomore in 1984, started all 12 games and finished fifth on team in tackles (64, with 44 solos)... was named AP honorable mention All-Big Ten... led team in tackles for losses in 1984 with 12, including eight sacks... named league's Defensive Player of the Week for play vs. Minnesota and was voted team's Most Improved Defensive Player at end of season... had season-high nine tackles vs. Ohio State... was redshirted in 1983 after suffering preseason shoulder injury... in 1982 as a freshman, saw action in eight games (started one game, vs. Toledo)... had seven tackles, three vs. Northwestern.

PERSONAL: Single... is working towards getting his college degree (majored in construction administration)...attended LaFollette (Madison, Wisc.) HS and was all-conference and all-league as senior... was a defensive and offensive tackle in HS, but as senior ran back team's kickoffs... also lettered in basketball, playing forward on the 1982 Wisconsin Class A Basketball Championship team... also was a sprinter in track, winning his conference's 100 and 200 titles as a senior... hobbies: reading the Bible and reading science fiction... is a member of Athletes in Action.

COLLEGE STATISTICS

YEAR	TACKLES	ASSISTS	TOTAL	INT.	PASS DEF.	TACKLES FOR LOSS.	FUM. REC.	S
1982	5	2	7	0	0	0	0	0
1983			RED-SHIRTED—SHOULDER INJURY					
1984	44	20	64	0	1	12	0	8
1985	37	15	52	1	1	12	2	11
1986	40	22	62	0	2	9	0	8
Totals	126	59	185	1	4	33	2	27



DANNY VILLA


OT 6-5 305

ARIZONA STATE D-5a (113th)

DOB: 9-21-64 in Nogales, AZ

COLLEGE: Was the sixth player (out of 10) selected by the Patriots in the 1987 draft, was the eighth offensive lineman selected overall... known for his outstanding quickness and agility, his collegiate coaches liked his steady improvement throughout his four years at Arizona State... anchored the Arizona State offensive line that averaged more than 200 yards the last six games in 1985 and averaged 210.6 yards in 1986... a powerful blocker and a fine team leader... is strong, aggressive blocker, known for opening huge holes for his runners; is considered equally strong pass blocking... as a senior in 1986, was selected first team All-PAC 10 and was also selected honorable mention All-American... was his team's highest rated offensive lineman with a 93 per cent blocking rating by the coaches... missed two games during senior year as he recovered from bruised ankle that he suffered in season-opener vs. Michigan State... in 52-7 win over Utah, was selected league's Lineman of the Week for limiting his highly-touted opponent to three assisted tackles... at end of season was named best offensive lineman in the Pac-10 Conference (Morris Trophy)... in a 22-15 win over Michigan in the Rose Bowl, had outstanding game with recovered fumble in first half (team went on to score on a field goal), registered 11 knockdowns and limited highly-regarded opponent to three tackles... played in East-West Shrine Bowl... as a junior in 1985, was selected All-Pac 10 honorable mention... was moved to starting tackle position in season opener of 1985, after playing guard throughout spring drills... in 1984 season, his sophomore year, saw action in all the team's outings, playing either the tackle or guard position... as a freshman in 1983 saw limited action, mostly with special teams.

PERSONAL: Single... majored in communications... attended Nogales (Ariz.) HS where lettered in football for three seasons, basketball for three seasons and track for one season... was named All-American (Adidas selected squad) and all-state in football as senior and was twice selected all-state in basketball... also earned all-conference in both sports... as senior, averaged 20 points and 18 rebounds on the basketball court... hobbies: golf, camping, riding a bike.



TOM GIBSON

DE 6-7 250

NORTHERN ARIZONA D-5b (116th)

DOB: 12-20-63 in San Fernando, CA

COLLEGE: Was the seventh player (out of 10) selected by the Patriots in the 1987 draft; was the ninth defensive end selected overall... considered to be equally strong against the pass and against the run, Tom was considered one of the top defensive linemen at the NCAA Div. I-AA level last season... known for his fine strength and tackling ability, he has outstanding size for a defensive end; he can also be moved inside to a tackle position... selected All-Big Sky Conference as a junior and senior, and was honorable mention All-American (by Associated Press)... finished his senior year in 1986 with 58 tackles (32 solo, 26 assists; 2nd best on team in tackles) with nine sacks and 12 tackles for 54 yards in losses... had 13 pass deflections, the most of any defensive lineman at any level of the NCAA... had best game of season vs. Montana State with 10 tackles, four for losses, had one pass deflection and two QB sacks... team placed second in league his senior year at 5-2 (7-4 overall)... impressed the pro scouts with strong practice week in getting ready for the Senior Bowl... as a junior in 1985, he was sixth on the club in tackles with 76 (40 solo) with five sacks, 10 tackles for 41 yards in losses and an interception vs. Montana State (35-yard return)... had season-high tackles of 13 vs. North Dakota, including coming up with three tackles for 16 yards lost and two sacks... as a sophomore in 1984, was second among the defensive linemen in tackles with 62 (27 solo) with his best game coming vs. Montana when he had 12 tackles (two for losses, 10 yards) and had two fumble recoveries... in 1983, his freshman year, broke into starting lineup after second game and finished season with career-high 96 tackles (50 first-hits) to rank second on the team... he had five sacks with 10 tackles for 64 yards in losses and three pass deflections.


PERSONAL: Single... working towards his college degree (majored in criminal justice)... in college, played next to his younger brother, Shawn, who is a left tackle... in high school at Saugus (Ca.) HS, was a tight end as a freshman, sophomore and junior and moved to defensive end as a senior, where selected all-conference (second team).

COLLEGE STATISTICS

YEAR	TACKLES	ASSISTS	TOTAL	INT.	PASS DEF.	TACKLES FOR LOSS.	FUM. REC.	S
1983	50	46	96	0	3	10	0	5
1984	27	35	62	0	1	7	4	3
1985	40	36	76	1	3	10	1	5
1986	32	26	58	0	13	12	1	9
Totals	149	143	292	1	20	39	6	22

FOR THE RECORD...

In season openers, the Patriots are 8-10 at home and 4-5 away for a 12-15 mark. Since Sullivan Stadium (formerly Shaefer Stadium) was built in 1971, the Patriots have opened the season at home in all but two seasons—1982 (win at Baltimore) and in 1984 (win at Buffalo). The Patriots are 6-8 in opening games at Sullivan Stadium.



GENE TAYLOR

WR 6-2 189

FRESNO STATE D-6 (163rd)

DOB: 11-12-62 in Oakland, CA

COLLEGE: Was the eighth player (out of 10) selected by the Patriots in the 1987 draft; was the 22nd wide receiver taken (out of 36) overall... Gene has a fine combination of speed, size and hands... is tall and wiry, but is considered to be a physically tough player with fine blocking ability... can catch the ball equally well in long-bomb situations as well as the shorter routes... finished collegiate career with 56 catches for 937 yards, a fine 16.7 average; those 56 catches put him 12th on the school's all-time receptions list... went to Fresno State as a walk-on and gained athletic scholarship after red-shirt season (sharpened his skills that season and gained weight)... caught his collegiate passes from Kevin Sweeney (NCAA's all-time leading passer; drafted by Dallas Cowboys in seventh round)... played in pro-type offense in college... as a senior in 1986, was hampered by a minor ankle injury late in the season and finished the campaign with 26 catches for 392 yards (15.1 average) with two TDs and a long catch of 75 yards... in first three games in 1986, had 26 catches... as a junior in 1985, led the team in catches with 30 for 545 yards and five TDs as team won PCAA title... in the California Bowl vs. Bowling Green, had outstanding game, catching a 33-yard TD pass and also caught a deflected pass and raced 53 yards for another score (in 51-7 win over Bowling Green)... was picked honorable mention All-PCAA as a junior... had season-high outing of six catches for 82 yards and one TD vs. Cal Fullerton and also had four catches against both Cal Poly-SLO (82 yards) and Pacific (64 yards)... sat out the 1984 season after transferring from Contra Costa (Ca.) Junior College... in 1983 at Contra Costa, had 20 catches for 521 yards (lofty 26.0 average) for 7-3 club.

PERSONAL: Single... engaged to be married to Kathryn Kapelton, a United Airlines flight attendant, after 1987 season... working towards his college degree (majored in advertising)... attended Salesian HS in Oakland, Ca., where he lettered in football as well as track (was a long jumper, high jumper and also competed in the 400 relays)... as senior gridster, team went 7-3... grew up with Cliff Branch and Fred Biletnikoff of the then-Oakland Raiders as his idols.


COLLEGE STATISTICS

RECEIVING

YEAR	REC.	YARDS	AVG.	TD	LONG
1985	30	545	18.2	5	75
1986	26	392	15.1	2	38
Totals	56	937	16.7	7	75

RUSHING

YEAR	ATTEMPTS	YARDS	AVG.	TD	LONG
1985	2	6	3.0	0	6
1986	—	—	—	—	—
Totals	2	6	3.0	0	6



CARLOS REVEIZ

K 5-8 189

TENNESSEE D-11a (302nd)

DOB: 4-20-64 in Cali, Columbia
SOCCER STYLE, RIGHT FOOT

COLLEGE: Was the ninth player taken in the 1987 draft by the Patriots (team selected 10 players) and was the fourth placekicker drafted... replaced his brother, Fuad,

as the placekicker at the University of Tennessee (brother kicked at Tennessee from 1981-84; brother now with the Miami Dolphins)... a soccer-style kicker with tremendous power... is very consistent inside the 50-yard line and has fine distance on his kickoffs... transferred to Tennessee from the University of Tennessee-Chattanooga after the 1983 season, coming in as a walk-on and earning a scholarship in 1985... as a senior in 1986, finished second on the team in scoring with 55 points in 10 games... connected on 10 of 19 field goals and 25 of 27 extra-point kicks as a senior... had field goals of 48 and 37 yards in a 14-13 loss to Georgia Tech... had two field goals and two extra-points in a 33-3 verdict over Memphis State... was successful on field goals from 27, 39 and 19 yards in a 22-10 win over Mississippi... had season-long 53-yard field goal vs. Texas-El Paso... played in the Japan Bowl... as a junior in 1985, set school record for most points scored in a season with 102, breaking the record held by his brother, who had 101 in 1982... was selected first team All-Southeastern Conference and was third team All-American selection... tied Auburn's Bo Jackson for the SEC scoring title and was second (with Jackson) in the nation... ranked first in the SEC and second in the nation in field goals per game with a 2.18 average... was successful on 24 of 28 field goals and all 30 extra-point kicks as a junior... made good on three of four field goals over 50 yards that season (55 yarder vs. Georgia Tech late in the fourth quarter and added a 51-yarder with four seconds left to tie the score at 6-6) and was nine of 10 between 40-49 yards out (kicked 48 yarder vs. Rutgers off the ground after the snap was bobbled and the holder placed ball on the ground)... had four field goals in the UCLA and Kentucky games... in Sugar Bowl, was successful on all five extra-point kicks... in 1984, his first year at Tennessee, saw limited action and connected on his only extra-point attempt (vs. Mississippi)... also kicked off once that season... in 1983, sat out the season after transferring from Tennessee-Chattanooga... in 1982, handled kickoff chores at UT-Chattanooga.


PERSONAL: Single... majored in political science... a native of Columbia, he became an American citizen in the fall of 1985 (four days after kicking four field goals vs. UCLA, his first game for Tennessee)... was an All-City placekicker at Killian (Miami, FL) HS where he also played running back and defensive back... was also All-City in soccer... dad, Omar, was a professional soccer player in his native South America... is Lebanese... family moved to United States from Bogota, Columbia when Carlos was nine... one of three boys in his family... in college, played behind brother, Fuad, for two seasons (Carlos was backup kicker to Fuad in high school, but became school's top kicker as senior)... younger brother, Louis, is a placekicker for Carson-Newman.

COLLEGE STATISTICS

YEAR	PATs	FGs	Pts.	LONG
1984	1-1	0-0	1	—
1985	30-30	24-28	102	55
1986	25-27	10-19	55	53
Totals	56-58	34-47	158	55

FIELD GOAL STATISTICS

	UNDER 30	30-39	40-49	50-59
1985	6-7	6-7	9-10	3-4
1986	4-5	4-5	1-4	1-5
Totals	10-12	10-12	10-14	4-9



ELGIN DAVIS

RB 5-10 192

CENTRAL FLORIDA D-12 (330th)

DOB: 10-23-65 in Jacksonville, FL

COLLEGE: Was the 10th out of 10 players selected by the Patriots in the 1987 draft; was the 55th running back selected overall... completed his collegiate career at Univ. of Central Florida, an NCAA Div. II program, with nearly all the school's

career rushing records... finished career—all four years as a starter—with 2,064 yards in 464 rushes (4.4 average) and 23 touchdowns... had his longest run, a 79 yard TD vs. Sanford, come in his last game (gained 118 yards on three carries that game, a 66-7 verdict)... over his career, also caught 35 passes for 276 yards (7.6 average) with one TD... not only considered a fine runner, but a fine blocker as well... was hampered by knee and ankle injuries as a sophomore and junior, but had a fine senior campaign with 597 yards on 124 carries for a 4.8 average with seven TDs; team finished with a 6-5 record, school's only winning season in Elgin's four years there... also had a fine game his senior year vs. Bethune Cookman with 107 yards on 20 attempts, including a 43-yard TD run in a 26-14 win... had 101 yards on 17 carries in a 38-19 win at VMI... in 1985, his junior year, gained 338 yards on 64 carries (5.3 average) and had one TD for 4-7 club (best game: 80 yards vs. Bethune Cookman, including 42-yard TD run)... as sophomore, in 1984, team went 2-9, with Elgin having 449 yards on 114 attempts (3.9 average) and two TDs... had 107 yards on 24 carries in 35-34 win over Western Kentucky... as a freshman in 1983, had 786 yards on 156 attempts (5.2 average) and scored nine TDs... his 786 yards that season were the most any UCF back had ever gained in a career, to that point (program was in its fifth year at the time); on his way to 1,000 yard season, but suffered ankle injury that caused him to miss last three games... had three 100-yard games as a freshman with 134 yards on 18 carries (50-yard TD) vs. Georgia Southern (first collegiate outing); had 149 yards on 31 attempts vs. Austin Peay and had 123 yards on 18 carries vs. Southeastern Louisiana... as freshman, caught 12 passes for 94 yards and had one TD grab for 5-6 club.

PERSONAL: Single... working towards college degree (advertising major)... played at Ribault HS in Jacksonville, Fl., where he earned All-City honors as a senior (tailback)... was second top rusher in Jacksonville as a senior with 946 yards... owns school's single game record for most yards gained with 189 (as a senior, had two TDs in the game)... selected all-conference and all-city in track and field... was recruited by former Patriot/Buffalo Bills coach Lou Saban out of high school; was coached by Saban for a year and a half... was also a two-year all-state track selection (440 relay and mile relay as well as quartermile)... was president of the Fellowship of Christian Athletes in his HS (senior year)... hobbies: fishing (lake in his backyard, stocked with catfish and bass), cooking (seafood), outdoor activities, traveling.

COLLEGE STATISTICS

RUSHING

YEAR	ATTEMPTS	YARDS	AVG.	TD
1983	156	786	5.2	9
1984	114	449	3.9	2
1985	64	338	5.3	1
1986	124	597	4.8	7
Totals	464	2,064	4.4	23

RECEIVING

YEAR	REC.	YARDS	AVG.	TD
1983	12	94	7.8	1
1984	7	39	5.6	0
1985	9	77	8.6	0
1986	7	57	8.7	0
Totals	35	267	7.6	1

FOR THE RECORD...

The Patriots drew higher than the average attendance for each away game they played in the 1986 season. The highest figure came in the final regular season outing when the Patriots drew 16,105 higher than the average. For home games, the Patriots sold out all but one of their games (didn't sell out the opener vs. Indianapolis, although that game was the highest opener for the team home or away since the 1979 opener when they drew 61,297 in Foxboro against the Pittsburgh Steelers).

The Patriots averaged 59,711 for home games in 1986 (compared to 54,852 for the 1985 home games—an increase of 4,859 fans per game).

PRESEASON RESULTS

Date	Site (Attendance)	Score
1960	(4-1-0)	
7/30	at Buffalo (16,000)	Patriots 28, Bills 7
8/ 5	at Providence (4,706)	Patriots 43, Broncos 6
8/14	at Boston (11,000)	Texans 24, Patriots 14
8/21	at Worcester (7,500)	Patriots 21, Bills 7
8/28	at Amherst (4,000)	Patriots 28, Raiders 14
1961	(3-1-0)	
8/10	at Boston (15,387)	Patriots 14, Titans 3
8/19	at Philadelphia (73,916)	Titans 17, Patriots 7
8/25	at Providence (4,762)	Patriots 28, Bills 10
9/ 1	at Buffalo (9,022)	Patriots 15, Bills 12
1962	(2-3-0)	
8/11	at Providence (9,000)	Raiders 21, Patriots 20
8/15	at Buffalo (22,112)	Patriots 12, Bills 7
8/18	at New Orleans (31,000)	Oilers 20, Patriots 10
8/25	at Lowell (11,118)	Patriots 17, Titans 10
9/ 1	at Boston (8,783)	Bills 7, Patriots 6
1963	(0-5-0)	
8/ 4	at Oakland (9,721)	Raiders 24, Patriots 17
8/10	at San Diego (16,427)	Chargers 50, Patriots 17
8/14	at Lowell (9,387)	Oilers 21, Patriots 20
8/24	at Buffalo (17,697)	Bills 24, Patriots 14
9/ 1	at New Brunswick, N.J. (12,500)	Jets 22, Patriots 20
1964	(0-5-0)	
8/ 9	at Boston (20,087)	Oilers 38, Patriots 7
8/18	at Lowell (6,390)	Jets 23, Patriots 7
8/22	at New Brunswick, N.J. (11,500)	Jets 21, Patriots 20
8/28	at Buffalo (12,566)	Bills 24, Patriots 14
9/ 5	at Denver (20,568)	Broncos 27, Patriots 17
1965	(0-5-0)	
8/ 8	at Boston (23,674)	Bills 23, Patriots 0
8/13	at Allentown, Pa. (18,000)	Jets 26, Patriots 16
8/21	at Houston (30,142)	Oilers 27, Patriots 6
8/28	at Norfolk, Va. (9,217)	Jets 17, Patriots 0
9/ 4	at Kansas City (15,157)	Chiefs 34, Patriots 7
1966	(1-3-0)	
8/ 7	at Boston (23,291)	Bills 19, Patriots 13
8/20	at Anaheim (36,038)	Patriots 21, Raiders 10
8/27	at San Diego (11,894)	Chargers 31, Patriots 13
9/ 1	at Mobile (22,000)	Jets 41, Patriots 3
1967	(1-3-0)	
8/ 4	at Bridgeport, Conn. (16,000)	Jets 55, Patriots 13
8/13	at Boston (29,313)	Colts 33, Patriots 3
8/20	at Rochester, N.Y. (15,300)	Patriots 13, Bills 10
8/26	at Boston (15,523)	Redskins 13, Patriots 7
1968	(1-3-0)	
8/10	at New Orleans (54,400)	Saints 19, Patriots 0
8/17	at Richmond, Va. (14,000)	Jets 25, Patriots 3
8/23	at Jacksonville (15,003)	Patriots 19, Dolphins 17
9/ 2	at Boston (31,404)	Eagles 22, Patriots 20
1969	(2-3-0)	
8/10	at Bowling Green (16,900)	Patriots 21, Bengals 13
8/17	at Boston (24,084)	Falcons 34, Patriots 16
8/25	at Montreal (8,212)	Lions 22, Patriots 9
8/31	at Jacksonville (18,375)	Patriots 26, Broncos 10
9/ 6	at Birmingham (18,000)	Dolphins 13, Patriots 0
1970	(0-4-0)	
8/16	at Boston (25,584)	Redskins 45, Patriots 21
8/29	at Jackson, Miss. (32,000)	Saints 26, Patriots 0
9/ 4	at Shreveport, La. (22,000)	Steelers 31, Patriots 3
9/11	at Salt Lake City (17,832)	Broncos 16, Patriots 14
1971	(1-5-0)	
8/ 8	at Minneapolis (31,813)	Vikings 17, Patriots 10
8/15	at Foxboro (60,423)	Patriots 20, Giants 14
8/22	at Buffalo (31,610)	Bills 28, Patriots 14
8/29	at Foxboro (53,271)	Rams 31, Patriots 21
9/ 5	at Foxboro (48,631)	Falcons 45, Patriots 35
9/10	at Memphis (28,082)	Jets 38, Patriots 9
1972	(2-4-0)	
8/ 5	at Oakland (53,661)	Raiders 31, Patriots 24
8/12	at Philadelphia (30,000)	Eagles 29, Patriots 20
8/20	at Foxboro (50,892)	Patriots 27, Bears 17
8/27	at Foxboro (51,470)	Giants 31, Patriots 10
9/ 2	at Denver (37,128)	Broncos 49, Patriots 24
9/10	at Foxboro (47,684)	Patriots 34, Lions 30

Date	Site (Attendance)	Score
1973 (1-5-1)		
7/28	at Canton, Ohio (19,685)	49ers 20, Patriots 7
8/ 5	at Foxboro (43,914)	Patriots 17, Raiders 17
8/12	at Foxboro (49,209)	Giants 13, Patriots 7
8/18	at Atlanta (56,239)	Falcons 27, Patriots 10
8/25	at New Orleans (64,131)	Patriots 31, Saints 6
9/ 2	at Foxboro (50,369)	Redskins 35, Patriots 14
9/ 7	at Detroit (50,104)	Lions 34, Patriots 21
1974 (4-2-0)		
8/ 2	at Washington (16,405)	Patriots 21, Redskins 16
8/11	at Foxboro (17,992)	Giants 21, Patriots 6
8/18	at Foxboro (20,546)	Patriots 7, Saints 3
8/24	at San Diego (18,903)	Patriots 23, Chargers 14
8/31	at Spokane, Wash. (18,000)	Broncos 27, Patriots 21
9/ 8	at Foxboro (35,412)	Patriots 27, Eagles 17
1975 (3-2-0)		
8/10	at Foxboro (40,726)	Giants 28, Patriots 14
8/17	at Foxboro (40,218)	Patriots 36, Vikings 10
8/22	at Philadelphia (40,156)	Eagles 24, Patriots 10
8/30	at Milwaukee (51,769)	Patriots 20, Packers 17 (OT)
9/ 7	at Foxboro (39,502)	Patriots 31, Chargers 24
1976 (3-3-0)		
8/ 1	at Foxboro (30,032)	Patriots 13, Giants 7 (OT)
8/ 6	at Norman, Ok. (23,800)	Chargers 26, Patriots 17
8/15	at Foxboro (30,552)	Packers 16, Patriots 14
8/21	at Atlanta (30,619)	Patriots 28, Falcons 17
8/30	at Cleveland (36,016)	Browns 30, Patriots 27
9/ 5	at Foxboro (32,254)	Patriots 27, Eagles 7
1977 (5-1-0)		
8/ 6	at E. Rutherford, N.J. (44,471)	Patriots 19, Giants 3
8/13	at Milwaukee (53,244)	Patriots 38, Packers 3
8/22	at Philadelphia (28,025)	Eagles 21, Patriots 10
8/28	at Foxboro (43,779)	Patriots 13, Steelers 10 (OT)
9/ 4	at Foxboro (41,053)	Patriots 45, Redskins 7
9/11	at Foxboro (41,346)	Patriots 29, Falcons 10
1978 (4-0-0)		
8/ 5	at Los Angeles (60,134)	Patriots 14, Rams 7
8/12	at Oakland (53,335)	Patriots 21, Raiders 7
8/20	at Foxboro (39,043)	Patriots 24, Chiefs 7
8/27	at Foxboro (42,696)	Patriots 21, Browns 10
1979 (2-2-0)		
8/ 4	at Atlanta (59,725)	Patriots 37, Falcons 14
8/12	at Foxboro (44,955)	Rams 15, Patriots 3
8/19	at Foxboro (45,518)	Patriots 35, Raiders 14
8/24	at Denver (75,103)	Broncos 20, Patriots 17 (OT)
1980 (1-3-0)		
8/11	at Anaheim (66,656)	Patriots 35, Rams 31
8/16	at Oakland (41,649)	Raiders 31, Patriots 29
8/24	at Foxboro (45,207)	Eagles 23, Patriots 17
8/29	at Seattle (64,759)	Seahawks 30, Patriots 23
1981 (4-0-0)		
8/10	at Anaheim (69,006)	Patriots 34, Rams 21
8/15	at Tampa (66,553)	Patriots 17, Bucs 16
8/22	at Foxboro (43,032)	Patriots 23, Raiders 21
8/30	at Foxboro (44,078)	Patriots 19, Redskins 10
1982 (1-3-0)		
8/14	at Knoxville, TN (93,251)	Steelers 24, Patriots 20
8/20	at Philadelphia (56,431)	Eagles 14, Patriots 7
8/28	at Dallas (50,118)	Cowboys 36, Patriots 21
9/ 4	at Foxboro (39,888)	Patriots 41, Packers 27
1983 (0-4-0)		
8/ 6	at Knoxville, TN (42,816)	Steelers 27, Patriots 16
8/14	at San Francisco (50,043)	49ers 17, Patriots 15
8/20	at Los Angeles (40,190)	Rams 13, Patriots 7
8/26	at Tampa Bay (52,108)	Buccaneers 41, Patriots 21
1984 (2-2-0)		
8/ 3	at Foxboro (34,751)	Giants 48, Patriots 20
8/11	at Buffalo (19,578)	Bills 23, Patriots 13
8/17	at Washington (35,932)	Patriots 31, Redskins 27
8/24	at Foxboro (22,721)	Patriots 36, Chiefs 7
1985 (1-3-0)		
8/10	at Foxboro (27,014)	Saints 32, Patriots 20
8/17	at Kansas City (35,162)	Patriots 31, Chiefs 13
8/23	at Washington (50,538)	Redskins 37, Patriots 36
8/31	at Los Angeles (39,911)	Rams 14, Patriots 13
1986 (4-1-0)		
8/ 2	at Canton, Ohio (22,739)	Patriots 21, Cardinals 16
8/10	at Foxboro (37,335)	Patriots 18, Redskins 7
8/16	at New Orleans (54,364)	Patriots 38, Saints 34
8/22	at Los Angeles (44,352)	Raiders 24, Patriots 10
8/30	at Green Bay (50,642)	Patriots 16, Packers 9

Twenty-seven year record: 52-76-1 (.407)

CRIMSON TRAVEL SERVICE

**"Official agency of the
N.E. Patriots"**

**Call us for your corporate, incentive,
group tours or vacation travel.**



OFFICES THROUGHOUT NEW ENGLAND

MASSACHUSETTS

Acton , 436 Great Rd.	263-9500
Boston , 2 Center Plaza	742-8500
245 Summer St.	720-2300
53 State St.	742-7060
99 High St.	423-0223
Braintree , So. Shore Plaza	843-8666
Burlington , Burlington Mall	272-2600
Chelmsford , 113 Drum Hill Rd.	459-3391
Cambridge , 39 J.F. Kennedy St.	868-2600
Marlboro , 33 Boston Post Rd.	460-9400
Maynard , 179 Main St.	897-9200
Natick , Natick Mall	655-8300
Newtonville , 294 Walnut St.	964-3800
Norwood , Rt. 1	769-8400
Quincy , 1 Quincy Ctr. Plaza	471-4300
Salem , 21 State Rd., Vinnin Sq.	741-1414
Wellesley , 45 William St.	237-7500
Westboro , 4400 Computer Dr.	366-0080

RHODE ISLAND

Cranston , 1053 Reservoir Ave.	(401) 943-4545
--	-----------------------

NEW HAMPSHIRE

Nashua , Pheasant Lane Mall	(603) 891-2290
Nashua , 402 Amherst St.	(603) 881-8700
Manchester , Manchester Airport	(603) 623-7200

**Cambridge phones (868-2600)
attended 24 hours a day**

PATRIOTS HOTEL HEADQUARTERS

PRESEASON

GAME	HOTEL	PHONE
Home	Sheraton Milford	(617) 478-7010
Minnesota	Minneapolis Hilton	(612) 331-1900
Jacksonville (vs. Atlanta)	Jacksonville Marriott	(904) 739-5800

REGULAR SEASON

New York Jets	Sheraton Hasbrouck Heights	(201) 288-6100
Washington	Crystal City Marriott	(703) 521-5500
Houston	Westin Galleria	(713) 960-8100
Indianapolis	Hilton at the Circle	(317) 635-2000
New York Giants	Sheraton Hasbrouck Heights	(201) 288-6100
Denver	Westin Tabor Center	(303) 572-9100
Buffalo	Buffalo Marriott	(716) 689-6900
Miami	Marriott Cypress Creek	(305) 771-0440

REGULAR SEASON OPPONENTS

BUFFALO

OCT. 11—AT FOXBORO

DEC. 20—AT BUFFALO

AFC EAST: 4-12-0 (4th Place)

Head Coach: Marv Levy (2nd Year, 2-5)

(5 Years, Kansas City, 31-42)

PR: Dave Senko (Denny Lynch)

Phone: (716) 648-1800

Series Notes: PATRIOTS LEAD SERIES, 30-23-1: The Patriots swept the Bills for the fifth consecutive season in 1986, giving New England a nine-game winning streak over Buffalo. The Patriots' streak, their longest ever over an opponent, began with a 30-19 victory during the strike-shortened 1982 season (at Foxboro, 1-2-83); Buffalo's last win was a 19-10 verdict at Foxboro on 12-13-81. The Bills also have a nine-game win streak since the series began in 1960, stopping the Patriots from 11-28-71 to 12-14-75. Last year's second game (at Foxboro 11-23) was one of the season's best. The Patriots stormed to a 15-0 lead, watched the Bills score the next 19 points, and needed a 13-yard TD pass from Tony Eason to rookie Greg Baty (Baty's first pro TD) with 1:40 left in the game to win 22-19. Cornerback Ronnie Lippett sealed the verdict by intercepting a Jim Kelly pass on Buffalo's final drive. The Patriots had an easier time of it at Orchard Park (10-26), riding two Lippett interceptions and three Tony Franklin field goals to a 23-3 victory. Several Patriots have had noteworthy performances against Buffalo: Wide receiver Irving Fryar had his best day as a pro (6 receptions, 132 yards, 1 TD) in a 14-3 win at Foxboro on 10-13-85; cornerback Raymond Clayborn returned an interception for a TD for the first time in his pro career during the same game.

CLEVELAND

OCT. 4—AT FOXBORO

AFC CENTRAL: 12-4-0 (1st Place)

Head Coach: Marty Schottenheimer (4th Year, 24-16, post-season 1-2)

PR: Kevin Byrne (Bob Eller)

Phone: (216) 696-5555

Series Notes: BROWNS LEAD SERIES, 6-2: Cleveland, winner of the first three games of the series (1971, '74 and '77), enters this year's contest with three victories in the last four meetings with the Patriots. New England compiled 400 yards of total offense at Cleveland on 10-6-85, but couldn't convert two short-yardage, fourth-down situations in the fourth quarter and lost, 24-20. (That loss preceded a six-game New England winning streak.) A year earlier, it was the Patriots' turn to win a close one, 17-16, at Cleveland on 10-7-84. Cornerback Raymond Clayborn sealed the victory with seconds left, returning an interception 85 yards after the Browns had driven within field goal range. The Browns, 4-1 against the Patriots at Cleveland Stadium, have a 2-1 record at Foxboro that includes the last shutout recorded against New England (30-0 on 11-20-83). Cleveland also has an overtime verdict over New England (30-27) in a Monday Night game played at Cleveland 9-26-77. Wide receiver Stanley Morgan has had several memorable games against the Browns. Morgan caught 3 passes for 102 yards, including a 67-yard TD from Steve Grogan, to lead New England to its first win over Cleveland (34-17 on 9-7-80 at Foxboro). He also grabbed six passes for 140 yards and a TD in New England's 1985 loss at Cleveland.

DALLAS

NOV. 15—AT FOXBORO

NFC EAST: 7-9-0 (3rd Place)

Head Coach: Tom Landry (28th Year, 240-141-6, post-season 20-16)

PR: Doug Todd (Greg Aiello)

Phone: (214) 556-9900

Series Notes: COWBOYS LEAD SERIES, 5-0: The Cowboys, making their first appearance in Foxboro since a 35-21 Monday Night win on 9-21-81, are the only NFL team the Patriots have never beaten. The series has featured many high-scoring games, with the teams combining for an average of 50 points per outing (Dallas has averaged 30 points per game; the Patriots 20). Dallas nipped the Patriots, 20-17, in the teams' last outing on Thanksgiving Day (11-22) in 1984. Raphael Septien's 23-yard field goal with four seconds left gave the hosts the victory, nullifying a tremendous performance by first-year running back Craig James (19 carries, 112 yards). New England also allowed a team-record 11 sacks of Tony Eason in that game, which the Patriots tied with 1:58 left on Eason's one-yard TD run. Dallas running back Tony Dorsett sparked the Cowboys' 1981 victory with 162 yards and a 75-yard TD run on 19 attempts. The Cowboys scored a lopsided 44-21 victory in the first game of the series (10-24-71, at Dallas), but won the next two meetings by a total of just 10 points — 34-31 in their first trip to Foxboro (11-16-75) and 17-10 at Texas Stadium on 12-3-78. This year's game marks the second time New England coach Raymond Berry, a former Dallas assistant, coaches against former mentor Tom Landry.

DENVER

DEC. 6—AT DENVER

AFC WEST: 11-5-0 (1st Place)

Head Coach: Dan Reeves (7th Year, 56-33, post-season 2-3)

PR: Jim Saccomano (Barry Hawkins)

Phone: (303) 296-1982

Series Notes: BRONCOS LEAD SERIES, 13-12: The Broncos, who defeated the Patriots at Mile High Stadium twice last year, have six consecutive victories over the Patriots at Denver. The Patriots, 6-9 at Denver since the series began in 1960, last defeated the Broncos on the road on 9-29-68 (20-17). The last meeting between the teams was the AFC playoff on 1-4-87, in which the Broncos erased a 17-13 deficit and won, 22-17. The loss negated an outstanding effort by Stanley Morgan, who caught three Tony Eason passes for 100 yards and scored both New England TDs. The Broncos also used the comeback route during the regular season (9-28-86), overcoming a 13-3 halftime deficit to take a 27-20 verdict. The Patriots' last victory over Denver came at Foxboro 9-29-80 (23-14), when they scored 13 second-half points that included a 45-yard TD pass from Steve Grogan to Morgan. The Patriots, 7-3 against the Broncos at home, have the series' longest winning streak (four games from 9-16-61 to 11-11-62) but have lost four of the last five meetings. Denver got the most bizarre win of the series when Dennis Smith returned a fumble for a 64-yard TD with 1:45 left to play, giving Denver a 26-19 win on 11-4-84. Craig James gained 120 yards in his first start that day, while Morgan had eight receptions for 122 yards.

HOUSTON

OCT. 18—AT HOUSTON

AFC CENTRAL: 5-11-0 (4th Place)

Head Coach: Jerry Glanville (2nd Year, 5-11)

PR: Chip Namias (Gregg Stengel)

Phone: (713) 797-9111

Series Notes: PATRIOTS LEAD SERIES, 14-13-1: The Patriots meet Oilers head coach Jerry Glanville for the first time this season, and make their first appearance in the Astrodome since a 38-34 loss there 11-10-80. New England has won the last two games of the series, which began in 1960. The last meeting (11-28-82), a 29-21 victory at Foxboro, featured three Steve Grogan TD passes in Grogan's first start in more than a year. Stanley Morgan (five catches, 122 yards) caught two of the TDs, while Tony Collins rushed for 161 yards on 32 attempts. A year earlier (10-18-81), New England dominated the visiting Oilers, 38-10, stopping a four-game losing streak against Houston that dated back to a 7-0 loss on Opening Day, 1975 (9-21). The Patriots managed just one tie over the series' first four games, but dominated the Oilers in the middle 60's, winning eight of 10 at one point (1963-67). Houston has won three of the four games played at the Astrodome and once won three consecutive outings at Foxboro, including an AFC playoff game on New Year's Eve, 1978. The Oilers built a 21-0 halftime lead, then hung on for a 31-14 win in the only playoff game ever played at Foxboro. (Houston hasn't won at Foxboro since.) Russ Francis made eight receptions for 101 yards in that game, while Houston's Earl Campbell churned out 118 yards and a touchdown on 27 rushing attempts.

INDIANAPOLIS

OCT. 25—AT INDIANAPOLIS

NOV. 22—AT FOXBORO

AFC EAST: 3-13-0 (5th Place)

Head Coach: Ron Meyer (2nd Year, 3-0)

(3 Years, New England, 18-15, post-season 0-1)

PR: Craig Kelley (Anne Phillips)

Phone: (317) 297-2658

Series Notes: PATRIOTS LEAD SERIES, 18-15: New England has beaten the Colts six straight times since the franchise moved from Baltimore to Indianapolis in 1984. This marks the first time the Patriots play against coach Ron Meyer, who coached the Patriots from 1982 until midway through 1984, when he was succeeded by Raymond Berry. Last year's game at the Hoosierdome, a 30-21 victory for the Patriots on 11-9, was typically high-scoring — the teams have averaged nearly 62 points in three meetings there (185 total points). Steve Nelson led the victory with his only two interceptions of 1986. The Colts had a 14-6 halftime lead, but New England won it with 24 straight second-half points. The Patriots' 30-3 decision Opening Day (9-7-86) also featured a second-half explosion (23 unanswered points), while both Stanley Morgan (116 yards) and Stephen Starring (102) had more than 100 yards receiving and Tony Franklin kicked four FGs. The last Colts win came in 1983, when they swept the series via a 29-23 overtime decision at Foxboro on 9-4 and a 12-7 win at Baltimore on 10-9. The Colts' best run against the Patriots came early in the series (it began in 1970), when they won five of the first six games. Patriot highlights over the current six-game winning streak are a 50-17 win at Indianapolis 11-18-84, and a 34-15 win at Foxboro 11-10-85 that featured a TD reception and punt-return TD, both by Irving Fryar, in a span of 1:42.

LOS ANGELES RAIDERS

NOV. 1—AT FOXBORO

AFC WEST: 8-8-0 (4th Place)

Head Coach: Tom Flores (9th Year, 78-43-0, post-season 8-3)

PR: Steve Hartman (Al LoCosale)

Phone: (213) 322-3451

Series Notes: SERIES TIED, 12-12-1: This series, which began in 1960, is one of the most closely-fought in the history of both clubs. The Patriots own the longest winning streak, taking four consecutive games between 1960-62; neither team has won more than three straight since. The last meeting came during the AFC playoffs (1-5-86), when the Patriots used six LA turnovers (three fumbles, three interceptions) to earn a 27-20 decision. Rookie safety Jim Bowman scored the winning TD by recovering Fulton Walker's fumbled kickoff return (forced by a jarring Mosi Tatupu tackle) in the end zone late in the third quarter. New England also got 104 yards rushing and a TD from Craig James in that game. During the regular season (9-29-85), it was the Raiders who used turnovers to hand the Patriots a 35-20 loss (the Patriots' only loss at Foxboro in 1985). LA's defense scored two TDs on interception returns and another on a fumble recovery in the end zone, while New England's Andre Tippett scored his first career TD by returning a bad snap on an LA punt. The Patriots' last victory over the Raiders at Foxboro came 10-3-76, when they pounded out a 48-17 decision (the most one-sided in series history). The Raiders got revenge during that season's playoffs, however: Ken Stabler, capping a drive prolonged by a controversial roughing-the-passer call, scored on a one-yard run with 14 seconds left to give the Raiders a 24-21 victory at Oakland on 12-18-76.

MIAMI

SEPT. 13—AT FOXBORO

DEC. 28—AT MIAMI

AFC EAST: 8-8-0 (3rd Place)

Head Coach: Don Shula (18th Year, 176-71-2, post-season 14-10)

(7 Years, Baltimore, 71-23-4, post-season 2-3)

PR: Eddie White (Jeff Blumb)

Phone: (305) 576-1000

Series Notes: DOLPHINS LEAD SERIES, 25-17: The Patriots, swept by the Dolphins six times since the series began in 1966, achieved their first-ever two-game sweep over Miami in 1986. The biggest victory came on the regular season's last day (12-22, a Monday night), when Stanley Morgan caught a 30-yard TD pass from Steve Grogan with 44 seconds left to give the Patriots a 34-27 win, the AFC East title and a playoff berth. It was New England's first regular-season victory in the Orange Bowl since 11-27-66, and also their final game there (Miami moves to Joe Robbie Stadium this season). Morgan had eight catches for 148 yards and two TDs that night, while Grogan went 15-for-24 for 226 yards and two TDs in relief of injured Tony Eason, who also threw a TD pass. At Foxboro on 10-5-86, the Patriots scored on five consecutive possessions to down Miami, 34-7. Eason was 12-for-16 with two TD passes before leaving with a rib injury in the fourth quarter. The Patriots had a terrible time at the Orange Bowl, losing 18 straight between 1967 and a 30-27 Monday Night game there 12-16-85, but the stadium was also the site of the most important victory in Patriots' history: New England's 31-14 AFC championship victory 1-12-86. Eason (10-for-12, 3 TD passes) flawlessly executed the short passing game, while Craig James (105 yards) and Robert Weathers (87) led a powerful running attack. The Patriots have won four of their last five against Miami, and have beaten the Dolphins in four of the last five played at Foxboro.

NEW YORK GIANTS

NOV. 8—AT EAST RUTHERFORD, N.J.

NFC EAST: 14-2-0 (1st Place)

Head Coach: Bill Parcells (5th Year, 38-29-1, post-season 5-2)

PR: Ed Croke (Tom Power)

Phone: (201) 935-8111

Series Notes: SERIES TIED, 1-1: New England linebacker Steve Nelson is the only member of either team who played the last time the Giants and Patriots faced each other in a regular-season game (the teams have played eight pre-season games). The game was played at the Yale Bowl on 9-22-74, when Nelson was a rookie, and the Patriots scored a 28-20 victory. The only other game between the teams was played at Harvard Stadium on 10-18-70, when the Giants handed the Patriots a 16-0 loss. The Patriots' 1974 victory was led by diminutive running back/return man Mack Herron, who rushed for 74 yards and one TD, and also caught a TD pass from Jim Plunkett (11-for-17, 152 yards, 3 TDs). Sam Cunningham rushed for a team-high 76 yards and caught a TD pass, while Randy Vataha also grabbed a scoring toss. New England's defense did a fine job in that one, holding the Giants to 54 yards on 32 rushing attempts. Only one TD was scored in the 1970 game (in which current Cleveland head coach Marty Schottenheimer started for the Patriots at linebacker), while the Giants got three field goals from Pete Gogolak. The Patriots helped the Giants' cause by turning the ball over three times. New York coach Bill Parcells, who led the Giants to the 1986 NFL championship, coached New England's linebackers in 1980. Ron Erhardt, Parcells' offensive coordinator, was the Patriots' head coach for three years (1979-81).

NEW YORK JETS

SEPT. 21—AT EAST RUTHERFORD, N.J. DEC. 13—AT FOXBORO

AFC EAST: 10-6-0 (2nd Place)

Head Coach: Joe Walton (5th Year, 35-29, post-season 1-2)

PR: Frank Ramos (Ron Cohen)

Phone: (212) 421-6600

Series Notes: JETS LEAD SERIES, 30-23-1: The Patriots and Jets split for the second straight year in 1986, but this time neither team won a home game. New England dominated the Jets on 9-11 (a Thursday Night game), controlling the ball for 35:01 in a 20-6 win at Giants Stadium. Tony Collins (TD receptions from Tony Eason and Craig James), Tony Franklin (two second-half FGs) and Stanley Morgan (eight receptions for 104 yards) led the way. At Sullivan Stadium a month later (10-12), the Jets roared to a 24-0 halftime lead and held on for a 31-24 victory. Steve Grogan threw for a career-high 401 yards and three TDs, while Morgan made eight catches (one TD) for 162 yards. New England has the last sweep in the series, beating New York twice in 1984. The last Jets sweep came in 1981. New York also owns the longest unbeaten streak of the series, going 9-0-1 between 1966-70, but the series has see-sawed since. The Patriots, whose longest winning streak over the Jets was four games between 1977-79, have won five of the last seven meetings. The teams have played once in the playoffs, with New England taking a 26-14 victory in the AFC Wildcard game (12-28-85) behind four Franklin FGs and Johnny Rembert's 15-yard TD on a fumble recovery. New England's top two single-game scoring outputs have come against the Jets: the Patriots took a 56-3 victory at Foxboro 7-9-79, and dropped the Jets, 55-21, at Foxboro on 10-29-78.

PHILADELPHIA

NOV. 29—AT FOXBORO

NFC EAST: 5-10-1 (4th Place)

Head Coach: Buddy Ryan (2nd Year, 5-10-1)

PR: Ed Wisneski (Ron Howard)

Phone: (215) 463-2500

Series Notes: EAGLES LEAD SERIES, 3-2: Neither team has won a road game during this series, which began in 1973 with a 24-23 Eagle victory at Veterans Stadium. The series has stayed close since, with Philadelphia holding an 84-81 edge in scoring over the five games. The Eagles have won the last two meetings with the Patriots. The last meeting, a 27-17 Philadelphia victory 12-9-84, mathematically eliminated New England from the playoffs. Wilbert Montgomery (100 yards rushing, one TD) and backup quarterback Joe Pisarcik (two rushing TDs) led the way, while Stanley Morgan (five receptions, 101 yards, one TD) had a fine outing for New England. The key play was a partially-blocked Rich Camarillo punt that Philadelphia recovered at the Patriots' three-yard line in the fourth quarter with the Eagles ahead, 20-17. Pisarcik scored three plays later to ice it. Philadelphia made five interceptions en route to a 13-3 victory on 9-13-81. The Patriots won the first meeting in Foxboro on 11-27-77 by a 14-6 score, and earned a 24-14 decision at home on 10-8-78. Morgan again led the way with three receptions for 104 yards in the 1978 contest, which was New England's last victory over the Eagles. The last three games of the series have all been decided by 10 points. The Patriots meet Buddy Ryan, architect of the Chicago Bears defense that thwarted New England in Super Bowl XX, for the first time as a head coach.

WASHINGTON

SEPT. 27—AT WASHINGTON

NFC EAST: 12-4-0 (2nd Place)

Head Coach: Joe Gibbs (7th Year, 63-26, post-season 8-3)

PR: Donnie Tuck (John Konoza, Ronn Levine)

Phone: (703) 471-9100

Series Notes: REDSKINS LEAD SERIES, 3-1: The Patriots won the first game of the series at Foxboro back in 1972, but the Redskins have won the last three meetings. New England is playing at RFK Stadium, where they are 0-1, for only the second time. The Redskins scored the only one-sided victory in the series at Foxboro on 9-23-84, stopping New England 26-10 behind a punishing ground game. John Riggins led the way with 140 of Washington's 235 rushing yards, enabling the Redskins to control the ball for more than 43 minutes. The Patriots, who gave Tony Eason (21-for-31, 1 TD) his first career start, gained only 17 yards on 11 rushing attempts. Mark Moseley hit four FGs for Washington. Prior to the 1984 game, the first three contests of the series were decided by a total of five points. The Patriots edged the Redskins, 24-23, in the teams' first-ever meeting (10-1-72). Washington took two-point victories in the next two games, starting with a 16-14 win at Foxboro on Opening Day, 1978. The Redskins took that one behind a 31-yard fumble return for a TD by Brad Dusek with only 2:40 left. The teams didn't meet again until 10-25-81, when the Redskins started a nine-game New England losing streak with a 24-22 victory at Washington. Steve Grogan threw for 306 yards in that game, but a 75-yard punt return TD by Mike Nelms put the game out of reach for the Redskins.

ALL-TIME SERIES STANDINGS

(Includes Regular Season and Playoff Games)

Team	W	L	T	Pct.	PF	PA
Atlanta	3	2	0	.600	96	108
Buffalo	30	23	1	.555	1,116	1,056
Chicago	2	3	0	.400	70	109
Cincinnati	6	4	0	.600	173	216
Cleveland	2	6	0	.250	126	175
Dallas	0	5	0	.000	100	150
Denver	12	13	0	.480	564	562
Detroit	2	2	0	.500	64	87
Green Bay	2	1	0	.667	73	71
Houston	14	13	1	.519	681	588
Indianapolis	18	15	0	.545	799	653
Kansas City	7	11	3	.425	381	514
Los Angeles Raiders	12	12	1	.500	538	635
Los Angeles Rams	3	1	0	.750	85	66
Miami	17	25	0	.404	847	996
Minnesota	2	1	0	.667	58	72
New Orleans	5	0	0	1.000	110	63
New York Giants	1	1	0	.500	28	36
New York Jets	23	30	1	.445	1,240	1,214
Philadelphia	2	3	0	.400	81	84
Pittsburgh	3	5	0	.375	160	184
San Diego	13	12	2	.520	595	567
San Francisco	1	4	0	.200	88	126
Seattle	5	2	0	.714	179	129
St. Louis	1	4	0	.200	63	121
Tampa Bay	2	0	0	1.000	63	28
Washington	1	3	0	.250	70	89
PATRIOTS TOTALS	190	202	9	.485	8,361	8,557

REGULAR SEASON RESULTS

1960 (Fourth in AFL-East, 5-9-0) Head Coach: Lou Saban

Date	Score	Opponent	Margin	Result	Record	Attendance
9/ 9	10-13	Denver	- 3	L	0-1	21,597
9/16	28-24	at New York	+ 4	W	1-1	19,220
9/23	0-13	Buffalo	-13	L	1-2	20,732
10/ 8	35- 0	at Los Angeles	+35	W	2-2	18,226
10/16	14-27	Oakland (at S.F.)	-13	L	2-3	11,500
10/23	24-31	at Denver	- 7	L	2-4	12,683
10/28	16-45	Los Angeles	-29	L	2-5	13,988
11/ 4	34-28	Oakland	+ 6	W	3-5	8,446
11/11	38-21	New York	+27	W	4-5	11,653
11/18	42-14	Dallas	+28	W	5-5	14,721
11/25	10-24	Houston	-14	L	5-6	27,123
12/ 4	14-38	at Buffalo	-24	L	5-7	14,335
12/11	0-34	at Dallas	-34	L	5-8	12,000
12/18	21-37	at Houston	-16	L	5-9	22,352

Total 286-349 228,576

NOTE: All home games played at Boston University Field.

1961 (Second in AFL-East, 9-4-1) Head Coach: Lou Saban (2-3-0), Mike Holovak (7-1-1)

Date	Score	Opponent	Margin	Result	Record	Attendance
9/ 9	20-21	New York	- 1	L	0-1	16,683
9/16	45-17	Denver	+28	W	1-1	14,479
9/23	23-21	at Buffalo	+ 2	W	2-1	21,504
10/ 1	30-37	at New York	- 7	L	2-2	15,189
10/ 7	27-38	San Diego	-11	L	2-3	17,748
10/13	31-31	Houston	0	T	2-3-1	15,070
10/22*	52-21	Buffalo	+31	W	3-3-1	9,398
10/29	18-17	at Dallas	+ 1	W	4-3-1	20,500
11/ 3	28-21	Dallas	+ 6	W	5-3-1	25,063
11/12	15-27	at Houston	-12	L	5-4-1	35,649
11/17	20-17	Oakland	+ 3	W	6-4-1	17,169
12/ 3	28-24	at Denver	+ 4	W	7-4-1	9,303
12/ 9	35-21	Oakland (at S.F.)	+14	W	8-4-1	6,500
12/17	41- 0	at San Diego	+41	W	9-4-1	21,339

Total 413-313 245,594

* Hurricane threat postponed this originally scheduled night game from October 20.

NOTE: All home games played at Boston University Field.

1962 (Second in AFL-East, 9-4-1) Head Coach: Mike Holovak

Date	Score	Opponent	Margin	Result	Record	Attendance
9/ 8	28-42	at Dallas	- 14	L	0-1	32,000
9/16	34-21	Houston	+ 13	W	1-1	32,276
9/21	41-16	Denver	+ 25	W	2-1	21,038
10/ 6	43-14	at New York	+ 29	W	3-1	14,412
10/12	7-27	Dallas	- 20	L	3-2	23,874
10/19	24-20	San Diego	+ 4	W	4-2	20,888
10/26	26-16	Oakland	+ 10	W	5-2	12,514
11/ 3	28-28	at Buffalo	0	T	5-2-1	33,247
11/11	33-29	at Denver	+ 4	W	6-2-1	28,187
11/18	17-21	at Houston	- 4	L	6-3-1	35,250
11/23	21-10	Buffalo	+ 11	W	7-3-1	20,021
11/30	24-17	New York	+ 7	W	8-3-1	20,015
12/ 9	20-14	at San Diego	+ 6	W	9-3-1	19,887
12/16	0-20	at Oakland	- 20	L	9-4-1	8,000
Total	346-295					321,609

NOTE: all home games played at Boston University Field with exception of 9/16 game vs Houston which was played at Harvard Stadium.

1963 (First in AFL-East, 7-6-1) Head Coach: Mike Holovak

Date	Score	Opponent	Margin	Result	Record	Attendance
9/ 8	38-14	New York	+ 24	W	1-0	24,120
9/14	13-17	at San Diego	- 4	L	1-1	26,097
9/22	20-14	at Oakland	+ 6	W	2-1	17,131
9/29	10-14	at Denver	- 4	L	2-2	18,636
10/ 5	24-31	at New York	- 7	L	2-3	16,769
10/11	20-14	Oakland	+ 6	W	3-3	26,494
10/18	40-21	Denver	+ 19	W	4-3	25,418
10/26	21-28	at Buffalo	- 7	L	4-4	29,243
11/ 1	45- 3	Houston	+ 42	W	5-4	31,185
11/10	6- 7	San Diego	- 1	L	5-5	28,402
11/17	24-24	Kansas City	0	T	5-5-1	17,270
12/ 1	17- 7	Buffalo	+ 10	W	6-5-1	16,981
12/ 8	46-28	at Houston	+ 18	W	7-5-1	23,462
12/14	3-35	at Kansas City	- 32	L	7-6-1	12,598
Total	327-257					313,806

EASTERN DIVISION CHAMPIONSHIP

12/28	26-8	at Buffalo	+ 18	W		33,044
-------	------	------------	------	---	--	--------

AFL CHAMPIONSHIP

1/ 5	10-51	at San Diego	- 41	L		31,270
------	-------	--------------	------	---	--	--------

Grand Total	363-316					378,120
-------------	---------	--	--	--	--	---------

NOTE: All home games played at Fenway Park with exception of 9/8 vs New York which was played at Boston College Alumni Stadium.

1964 (Second AFL-East, 10-3-1) Head Coach: Mike Holovak

Date	Score	Opponent	Margin	Result	Record	Attendance
9/13	17-14	at Oakland	+ 3	W	1-0	21,126
9/20	33-28	at San Diego	+ 5	W	2-0	20,568
9/27	26-10	New York	+ 16	W	3-0	22,716
10/ 4	39-10	at Denver	+ 29	W	4-0	15,485
10/ 9	17-26	San Diego	- 9	L	4-1	35,006
10/16	43-43	Oakland	0	T	4-1-1	23,279
10/23	24- 7	Kansas City	+ 17	W	5-1-1	27,400
10/31	14-35	at New York	- 21	L	5-2-1	45,033
11/ 6	25-24	Houston	+ 1	W	6-2-1	28,161
11/15	36-28	at Buffalo	+ 8	W	7-2-1	42,308
11/20	12- 7	Denver	+ 5	W	8-2-1	24,979
11/29	34-17	at Houston	+ 17	W	9-2-1	17,560
12/ 6	31-24	at Kansas City	+ 7	W	10-2-1	13,166
12/20	14-24	Buffalo	- 10	L	10-3-1	38,021
Total	365-297					374,898

NOTE: All home games played at Fenway Park with exception of 9/27 vs. New York which was played at Boston College Alumni Stadium.

1965 (Third in AFL-East, 4-8-2) Head Coach: Mike Holovak

Date	Score	Opponent	Margin	Result	Record	Attendance
9/11	7-24	at Buffalo	- 17	L	0-1	45,502
9/19	10-31	at Houston	- 21	L	0-2	32,445
9/24	10-27	Denver	- 17	L	0-3	26,782
10/ 3	17-27	at Kansas City	- 10	L	0-4	26,773
10/ 8	10-24	Oakland	- 14	L	0-5	24,824
10/17	13-13	San Diego	0	T	0-5-1	20,924
10/24	21-30	at Oakland	- 9	L	0-6-1	20,858
10/31	22- 6	at San Diego	+ 16	W	1-6-1	33,366
11/ 7	7-23	Buffalo	- 16	L	1-7-1	24,415
11/14	20-30	New York	- 10	L	1-8-1	18,589
11/21	10-10	Kansas City	0	T	1-8-2	13,056
11/28	27-23	at New York	+ 4	W	2-8-2	59,334
12/12	28-20	at Denver	+ 8	W	3-8-2	27,207
12/18	42-14	Houston	+ 28	W	4-8-2	14,508
Total	244-302					388,583

NOTE: All home games played at Fenway Park.

1966 (Second in AFL-East, 8-4-2) Head Coach: Mike Holovak

Date	Score	Opponent	Margin	Result	Record	Attendance
9/10	0-24	at San Diego	-24	L	0-1	29,539
9/18	24-10	at Denver	+14	W	1-1	25,337
9/25	24-43	Kansas City	-19	L	1-2	22,641
10/ 2	24-24	New York	0	T	1-2-1	27,255
10/ 8	20-10	at Buffalo	+10	W	2-2-1	45,542
10/23	35-17	San Diego	+18	W	3-2-1	32,371
10/30	24-21	Oakland	+3	W	4-2-1	26,941
11/ 6	10-17	Denver	-7	L	4-3-1	18,154
11/13	27-21	Houston	+6	W	5-3-1	23,426
11/20	27-27	at Kansas City	0	T	5-3-1	41,475
11/27	20-14	at Miami	+6	W	6-3-2	22,754
12/ 4	14-3	Buffalo	+11	W	7-3-2	39,350
12/11	38-14	at Houston	+24	W	8-3-2	17,100
12/18	28-38	at New York	-10	L	8-4-2	58,921
Total	315-283					430,806

NOTE: All home games played at Fenway Park.

1967 (Fifth in AFL-East, 3-10-1) Head Coach: Mike Holovak

Date	Score	Opponent	Margin	Result	Record	Attendance
9/ 3	21-26	at Denver	-5	L	0-1	35,488
9/ 9	14-28	at San Diego	-14	L	0-2	39,337
9/17	7-35	at Oakland	-28	L	0-3	26,289
9/24	23-0	at Buffalo	+23	W	1-3	45,748
10/ 8*	31-31	at San Diego	0	T	1-3-1	23,620
10/15	41-10	Miami	+31	W	2-3-1	23,955
10/22	14-48	Oakland	-34	L	2-4-1	25,057
10/29	23-30	at New York	-7	L	2-5-1	62,784
11/ 5	18-7	Houston	+11	W	3-5-1	19,422
11/12	10-33	Kansas City	-23	L	3-6-1	23,010
11/19	24-29	New York	-5	L	3-7-1	26,790
11/26	6-27	at Houston	-21	L	3-8-1	28,044
12/ 9	16-44	Buffalo	-28	L	3-9-1	20,627
12/17	32-41	at Miami	-9	L	3-10-1	25,969
Total	280-389					426,140

* Scheduled as home game, played at San Diego because of World Series at Fenway Park.

NOTE: All home games played in Fenway Park with exception of 10/15 vs. Miami which was played at Boston College Alumni Stadium.

1968 (Fourth in AFL-East, 4-10-0) Head Coach: Mike Holovak

Date	Score	Opponent	Margin	Result	Record	Attendance
9/ 8	16-7	at Buffalo	+9	W	1-0	38,865
9/22*	31-47	New York	-16	L	1-1	29,192
9/29	20-17	at Denver	+3	W	2-1	37,024
10/ 6	10-41	at Oakland	-31	L	2-2	44,253
10/13	0-16	Houston	-16	L	2-3	32,502
10/20	23-6	Buffalo	+17	W	3-3	21,082
10/27	14-48	at New York	-34	L	3-4	62,351
11/ 3	14-35	Denver	-21	L	3-5	18,304
11/10	17-27	San Diego	-10	L	3-6	19,278
11/17	17-31	at Kansas City	-14	L	3-7	48,271
11/24	10-34	Miami	-24	L	3-8	18,305
12/ 1	33-14	Cincinnati	+19	W	4-8	17,796
12/ 8	7-38	at Miami	-31	L	4-9	24,242
12/15	17-45	at Houston	-28	L	4-10	34,198
Total	229-406					445,663

* Scheduled as home game, played in Birmingham, Alabama, because of conflict with major league baseball.

NOTE: All home games played at Fenway Park.

1969 (Tied for third in AFL-East, 4-10-0) Head Coach: Clive Rush

Date	Score	Opponent	Margin	Result	Record	Attendance
9/14	7-35	at Denver	-28	L	0-1	43,679
9/21	0-31	Kansas City	-31	L	0-2	22,002
9/28	23-38	Oakland	-15	L	0-3	19,069
10/ 5	14-23	New York	-9	L	0-4	25,584
10/11	16-23	at Buffalo	-7	L	0-5	46,201
10/19	10-13	San Diego	-3	L	0-6	18,346
10/26	17-23	at New York	-6	L	0-7	62,298
11/ 2	24-0	Houston	+24	W	1-7	19,006
11/ 9	16-17	Miami	-1	L	1-8	19,821
11/16	25-14	at Cincinnati	+11	W	2-8	27,927
11/23	35-21	Buffalo	+14	W	3-8	25,584
11/30	38-23	Miami (at Tampa)	+15	W	4-8	32,121
12/ 7	18-28	at San Diego	-10	L	4-9	33,146
12/14	23-27	at Houston	-4	L	4-10	39,215
Total	266-316					433,999

NOTE: All home games played at Boston College Alumni Stadium.

1970 (Fifth in AFC-East, 2-12-0) Head Coach Clive Rush (1-6-0), John Mazur (1-6-0)						
Date	Score	Opponent	Margin	Result	Record	Attendance
9/20	27-14	Miami	+ 13	W	1- 0	32,607
9/27	21-31	New York Jets	- 10	L	1- 1	36,040
10/ 4	6-14	Baltimore	- 8	L	1- 2	38,235
10/11	10-23	at Kansas City	- 13	L	1- 3	50,698
10/18	0-16	New York Giants	- 16	L	1- 4	39,091
10/25	3-27	at Baltimore	- 24	L	1- 5	60,240
11/ 1	10-45	Buffalo	- 35	L	1- 6	31,148
11/ 8	0-31	at St. Louis	- 31	L	1- 7	46,466
11/15	14-16	San Diego	- 2	L	1- 8	30,597
11/22	3-17	at New York Jets	- 14	L	1- 9	61,822
11/29	14-10	at Buffalo	+ 4	W	2- 9	31,427
12/ 6	20-37	at Miami	- 17	L	2-10	51,032
12/13	14-35	Minnesota	- 21	L	2-11	37,819
12/20	7-45	at Cincinnati	- 38	L	2-12	60,157
Total	149-361					697-379

NOTE: All home games played at Harvard Stadium.

1971 (Third in AFC-East, 6-8-0) Head Coach: John Mazur						
Date	Score	Opponent	Margin	Result	Record	Attendance
9/19	20- 6	Oakland	+ 14	W	1-0	55,405
9/26	7-34	Detroit	- 27	L	1-1	61,057
10/ 3	3-23	Baltimore	- 20	L	1-2	61,232
10/10	20- 0	New York Jets	+ 20	W	2-2	61,357
10/17	3-41	at Miami	- 38	L	2-3	58,822
10/24	21-44	at Dallas	- 23	L	2-4	65,708
10/31	10-27	at San Francisco	- 17	L	2-5	45,092
11/ 7	28-20	Houston	+ 8	W	3-5	53,155
11/14	38-33	Buffalo	+ 5	W	4-5	57,446
11/21	7-27	at Cleveland	- 20	L	4-6	65,238
11/28	20-27	at Buffalo	- 7	L	4-7	27,166
12/ 5	34-13	Miami	+ 21	W	5-7	61,457
12/12	6-13	at New York Jets	- 7	L	5-8	63,175
12/19	21-17	at Baltimore	+ 4	W	6-8	57,942
Total	238-325					794,252

NOTE: All home games played at Schaefer Stadium.

1972 (Fifth in AFC-East, 3-11-0) Head Coach: John Mazur (2-7-0), Phil Bengtson (1-4-0)						
Date	Score	Opponent	Margin	Result	Record	Attendance
9/17	7-31	Cincinnati	- 24	L	0- 1	60,999
9/24	21-20	Atlanta	+ 1	W	1- 1	60,999
10/ 1	24-23	Washington	+ 1	W	2- 1	60,999
10/ 8	14-38	at Buffalo	- 24	L	2- 2	41,749
10/15	13-41	New York Jets	- 28	L	2- 3	60,999
10/22	3-33	at Pittsburgh	- 30	L	2- 4	46,081
10/29	10-24	at New York Jets	- 14	L	2- 5	62,867
11/ 6	17-24	Baltimore	- 7	L	2- 6	60,999
11/12	0-52	at Miami	- 52	L	2- 7	80,010
11/19	24-27	Buffalo	- 4	L	2- 8	60,999
11/26	0-31	at Baltimore	- 31	L	2- 9	54,907
12/ 3	21-37	Miami	- 16	L	2-10	60,999
12/10	17-10	at New Orleans	+ 7	W	3-10	64,889
12/17	21-45	at Denver	- 24	L	3-11	51,656
Total	192-446					829,152

1973 (Third in AFC-East, 5-9-0) Head Coach: Chuck Fairbanks						
Date	Score	Opponent	Margin	Result	Record	Attendance
9/16	13-31	Buffalo	- 18	L	0-1	56,114
9/23	7-10	Kansas City	- 3	L	0-2	57,918
9/30	23-44	at Miami	- 21	L	0-3	80,047
10/ 7	24-16	Baltimore	+ 8	W	1-3	57,044
10/14	7- 9	New York Jets	- 2	L	1-4	58,659
10/21	13-10	at Chicago	+ 3	W	2-4	55,701
10/28	14-30	Miami	- 16	L	2-5	61,279
11/ 4	23-24	at Philadelphia	- 1	L	2-6	65,070
11/11	13-33	at New York Jets	- 20	L	2-7	60,737
11/18	33-24	Green Bay	+ 9	W	3-7	61,279
11/25	32- 0	at Houston	+ 32	W	4-7	27,344
12/ 2	30-14	San Diego	+ 16	W	5-7	58,150
12/ 9	13-37	at Buffalo	- 24	L	5-8	75,841
12/16	13-18	at Baltimore	- 5	L	5-9	52,065
Total	258-300					827,248

1974 (Tied for third in AFC-East, 7-7-0) Head Coach: Chuck Fairbanks						
Date	Score	Opponent	Margin	Result	Record	Attendance
9/15	34-24	Miami	+ 10	W	1-0	55,006
9/22	28-20	at New York Giants	+ 8	W	2-0	49,267
9/29	20-14	Los Angeles	+ 6	W	3-0	61,279
10/ 6	42- 3	Baltimore	+39	W	4-0	59,502
10/13	24- 0	at New York Jets	+24	W	5-0	61,400
10/20	28-30	at Buffalo	- 2	L	5-1	80,020
10/27	17-14	at Minnesota	+ 3	W	6-1	48,497
11/ 3	28-29	Buffalo	- 1	L	6-2	61,279
11/10	14-21	Cleveland	- 7	L	6-3	61,279
11/17	16-21	New York Jets	- 5	L	6-4	61,279
11/24	27-17	at Baltimore	+10	W	7-4	38,971
12/ 1	26-41	at Oakland	-15	L	7-5	54,020
12/ 8	17-21	Pittsburgh	- 4	L	7-6	61,279
12/15	27-34	at Miami	- 7	L	7-7	79,420
Total	348-289					832,498

1975 (Fifth in AFC-East, 3-11-0) Head Coach: Chuck Fairbanks						
Date	Score	Opponent	Margin	Result	Record	Attendance
9/21	0- 7	Houston	- 7	L	0- 1	54,212
9/28	14-22	Miami	- 8	L	0- 2	61,279
10/ 5	7-36	at New York Jets	-29	L	0- 3	61,415
10/12	10-27	at Cincinnati	-17	L	0- 4	55,856
10/19	21-10	Baltimore	+11	W	1- 4	56,844
10/26	24-16	San Francisco	+ 8	W	2- 4	60,691
11/ 2	17-24	at St. Louis	- 7	L	2- 5	47,263
11/ 9	33-19	at San Diego	+14	W	3- 5	26,090
11/16	31-34	Dallas	- 3	L	3- 6	61,279
11/23	31-45	at Buffalo	-14	L	3- 7	69,207
12/ 1	7-20	at Miami	-13	L	3- 8	68,480
12/ 7	28-30	New York Jets	- 2	L	3- 9	57,539
12/14	14-34	Buffalo	-20	L	3-10	59,646
12/21	21-34	at Baltimore	-13	L	3-11	50,801
Total	258-358					790,602

1976 (Tied for First in AFC-East, 11-3-0) Head Coach: Chuck Fairbanks						
Date	Score	Opponent	Margin	Result	Record	Attendance
9/12	13-27	Baltimore	-14	L	0-1	43,637
9/19	30-14	Miami	+16	W	1-1	46,227
9/26	30-27	at Pittsburgh	+ 3	W	2-1	50,350
10/ 3	48-17	Oakland	+31	W	3-1	61,279
10/10	10-30	at Detroit	-20	L	3-2	63,711
10/18	41- 7	New York Jets	+34	W	4-2	51,236
10/24	26-22	at Buffalo	+ 4	W	5-2	50,383
10/31	3-10	at Miami	- 7	L	5-3	57,984
11/ 7	20-10	Buffalo	+10	W	6-3	61,279
11/14	21-14	at Baltimore	+ 7	W	7-3	60,020
11/21	38-24	at New York Jets	+14	W	8-3	58,509
11/28	38-14	Denver	+24	W	9-3	61,279
12/ 5	27- 6	New Orleans	+21	W	10-3	54,057
12/12	31-14	at Tampa	+17	W	11-3	46,475
Total	376-236					820,463

AFC PLAYOFF						
12/18	21-24	at Oakland	- 3	L	0-1	54,037
Grand Total	397-260					874,500

1977 (Third in AFC-East, 9-5-0) Head Coach: Chuck Fairbanks						
Date	Score	Opponent	Margin	Result	Record	Attendance
9/18	21-17	Kansas City	+ 4	W	1-0	58,288
9/26	27-30	at Cleveland (OT)	- 3	L	1-1	77,910
10/ 2	27-30	at New York Jets	- 3	L	1-2	49,801
10/ 9	31- 0	Seattle	+31	W	2-2	54,363
10/16	24-20	at San Diego	+ 4	W	3-2	51,143
10/23	17- 3	Baltimore	+14	W	4-2	61,279
10/30	24-13	New York Jets	+11	W	5-2	61,279
11/ 6	14-24	Buffalo	-10	L	5-3	61,279
11/13	5-17	at Miami	-12	L	5-4	67,907
11/20	20- 7	at Buffalo	+13	W	6-4	31,157
11/27	14- 6	Philadelphia	+ 8	W	7-4	58,192
12/ 4	16-10	at Atlanta	+ 6	W	8-4	60,738
12/11	14-10	Miami	+ 4	W	9-4	61,279
12/18	24-30	at Baltimore	- 6	L	9-5	60,763
Total	278-217					815,378

1978 (First in AFC-East, 11-5-0) Head Coach: Chuck Fairbanks (11-4-0), Ron Erhardt & Hank Bullough co-head coaches for final game at Miami

Date	Score	Opponent	Margin	Result	Record	Attendance
9/ 3	14-16	Washington	- 2	L	0-1	55,063
9/10	16- 6	at St. Louis	+10	W	1-1	49,555
9/18	27-34	Baltimore	- 7	L	1-2	57,503
9/24	21-14	at Oakland	+ 7	W	2-2	53,500
10/ 1	28-23	San Diego	+ 5	W	3-2	61,297
10/ 8	24-14	Philadelphia	+10	W	4-2	61,297
10/15	10- 3	at Cincinnati	+ 7	W	5-2	56,257
10/22	33-24	Miami	+ 9	W	6-2	61,297
10/29	55-21	New York Jets	+34	W	7-2	61,297
11/ 5	14-10	at Buffalo	+ 4	W	8-2	46,101
11/12	23-26	Houston	- 3	L	8-3	61,297
11/19	19-17	at New York Jets	+ 2	W	9-3	60,372
11/26	35-14	at Baltimore	+21	W	10-3	49,404
12/ 3	10-17	at Dallas	- 7	L	10-4	65,045
12/10	26-24	Buffalo	+ 2	W	11-4	59,927
12/18	3-23	at Miami	-20	L	11-5	75,445
Total	358-286					934,657
AFC PLAYOFF						
12/31	14-31	Houston	-17	L	0-1	61,297
Grand Total	372-317					995,954

1979 (Second in AFC-East, 9-7-0) Head Coach: Ron Erhardt

Date	Score	Opponent	Margin	Result	Record	Attendance
9/ 3	13-16	Pittsburgh (OT)	- 3	L	0-1	61,297
9/ 9	56- 3	NY Jets	+53	W	1-1	53,220
9/16	20-14	at Cincinnati	+ 6	W	2-1	46,581
9/23	27-21	San Diego	+ 6	W	3-1	61,297
10/ 1	14-27	at Green Bay	-13	L	3-2	56,212
10/ 7	24-17	Detroit	+ 7	W	4-2	61,297
10/14	27- 7	at Chicago	+20	W	5-2	57,979
10/21	28-13	Miami	+15	W	6-2	61,297
10/28	26-31	at Baltimore	- 5	L	6-3	47,042
11/ 4	26- 6	at Buffalo	+20	W	7-3	69,465
11/11	10-45	at Denver	-35	L	7-4	75,103
11/18	50-21	Baltimore	+29	W	8-4	61,297
11/25	13-16	Buffalo (OT)	- 3	L	8-5	61,297
11/29	24-39	at Miami	-15	L	8-6	75,037
12/ 9	26-27	at NY Jets	- 1	L	8-7	60,372
12/16	27-23	Minnesota	+ 4	W	9-7	57,985
Total	411-326					966,778

1980 (Second in AFC-East, 10-6-0) Head Coach: Ron Erhardt

Date	Score	Opponent	Margin	Result	Record	Attendance
9/ 7	34-17	Cleveland	+17	W	1-0	49,222
9/14	21-37	Atlanta	-16	L	1-1	48,321
9/21	37-31	at Seattle	+ 6	W	2-1	61,035
9/29	23-14	Denver	+ 9	W	3-1	59,602
10/ 5	21-11	at New York Jets	+10	W	4-1	53,603
10/12	34- 0	Miami	+34	W	5-1	60,377
10/19	37-21	at Baltimore	+16	W	6-1	53,924
10/26	13-31	at Buffalo	-18	L	6-2	75,092
11/ 2	34-21	New York Jets	+13	W	7-2	60,834
11/10	34-38	at Houston	- 4	L	7-3	51,524
11/16	14-17	Los Angeles	- 3	L	7-4	60,609
11/23	47-21	Baltimore	+26	W	8-4	60,994
11/30	17-21	at San Francisco	- 4	L	8-5	45,254
12/ 8	13-16	at Miami (OT)	- 3	L	8-6	63,292
12/14	24- 2	Buffalo	+22	W	9-6	58,324
12/21	38-27	at New Orleans	+11	W	10-6	38,277
Total	441-325					900,284

1981 (Fifth in AFC-East, 2-14-0) Head Coach: Ron Erhardt

Date	Score	Opponent	Margin	Result	Record	Attendance
9/ 6	28-29	Baltimore	- 1	L	0- 1	49,572
9/13	3-13	at Philadelphia	-10	L	0- 2	71,089
9/21	21-35	Dallas	-14	L	0- 3	60,311
9/27	21-27	at Pittsburgh (OT)	- 6	L	0- 4	53,344
10/ 4	33-17	Kansas City	+16	W	1- 4	55,931
10/11	24-28	at New York Jets	- 4	L	1- 5	55,093
10/18	38-10	Houston	+28	W	2- 5	60,474
10/25	22-24	at Washington	- 2	L	2- 6	50,934
11/ 1	17-27	at Oakland	-10	L	2- 7	44,246
11/ 8	27-30	Miami (OT)	- 3	L	2- 8	60,436
11/15	6-17	New York Jets	-11	L	2- 9	45,342
11/22	17-20	at Buffalo	- 3	L	2-10	71,593
11/29	20-27	St. Louis	- 7	L	2-11	39,946
12/ 6	14-24	at Miami	-10	L	2-12	50,421
12/13	10-19	Buffalo	- 9	L	2-13	42,549
12/20	21-23	at Baltimore	- 2	L	2-14	17,073
Total	322-370					827,814

1982 (Third in AFC-East, 5-4-0) Head Coach: Ron Meyer						
Date	Score	Opponent	Margin	Result	Record	Attendance
9/12	24-13	at Baltimore	+ 11	W	1-0	39,055
9/19	7-31	NY Jets	- 24	L	1-1	53,515
11/21	7-10	at Cleveland	- 3	L	1-2	47,281
11/28	29-21	Houston	+ 8	W	2-2	33,602
12/ 5	13-26	at Chicago	- 13	L	2-3	36,973
12/12	3- 0	Miami	+ 3	W	3-3	25,716
12/19	16- 0	at Seattle	+16	W	4-3	53,457
12/26	14-37	at Pittsburgh	- 23	L	4-4	50,515
1/2/83	30-19	Buffalo	+ 11	W	5-4	36,218
Total	143-157					376,332

AFC PLAYOFF

1-8-83	13-28	at Miami	- 15	L	0-1	68,842
--------	-------	----------	------	---	-----	--------

Grand

Total	156-185					445,174
-------	---------	--	--	--	--	---------

1983 (Second in AFC-East, 8-8-0) Head Coach: Ron Meyer						
Date	Score	Opponent	Margin	Result	Record	Attendance
9/ 4	23-29	Baltimore (OT)	- 6	L	0-1	45,526
9/11	24-34	at Miami	- 10	L	0-2	59,343
9/18	23-13	NY Jets	+ 10	W	1-2	43,182
9/25	28-23	at Pittsburgh	+ 5	W	2-2	58,282
10/ 2	13-33	San Francisco	- 20	L	2-3	54,293
10/ 9	7-12	at Baltimore	- 5	L	2-4	35,618
10/16	37-21	San Diego	+ 16	W	3-4	59,016
10/23	31- 0	at Buffalo	+ 31	W	4-4	60,424
10/30	13-24	at Atlanta	- 11	L	4-5	47,546
11/ 6	21- 7	Buffalo	+ 14	W	5-5	42,604
11/13	17- 6	Miami	+ 11	W	6-5	60,771
11/20	0-30	Cleveland	- 30	L	6-6	40,987
11/27	3-26	at NY Jets	- 23	L	6-7	48,620
12/ 4	7- 0	New Orleans	+ 7	W	7-7	24,579
12/11	21- 7	at LA Rams	+ 14	W	8-7	46,503
12/18	6-24	at Seattle	- 18	L	8-8	59,688
Total	274-289					786,982

1984 (Second in AFC-East, 9-7-0) Head Coach: Ron Meyer (5-3-0), Raymond Berry (4-4-0)

Date	Score	Opponent	Margin	Result	Record	Attendance
9/ 2	21-17	at Buffalo	+ 4	W	1-0	48,528
9/ 9	7-28	at Miami	- 21	L	1-1	66,083
9/16	38-23	Seattle	+ 15	W	2-1	43,140
9/23	10-26	Washington	- 16	L	2-2	60,503
9/30	28-21	at NY Jets	+ 7	W	3-2	68,978
10/ 7	17-16	at Cleveland	+ 1	W	4-2	53,036
10/14	20-14	Cincinnati	+ 6	W	5-2	48,154
10/21	24-44	Miami	- 20	L	5-3	60,711
10/28	30-20	NY Jets	+ 10	W	6-3	60,513
11/ 4	19-26	at Denver	- 7	L	6-4	74,908
11/11	38-10	Buffalo	+ 28	W	7-4	43,313
11/18	50-17	at Indianapolis	+ 33	W	8-4	60,009
11/22	17-20	at Dallas	- 3	L	8-5	55,341
12/ 2	10-33	St. Louis	- 23	L	8-6	53,558
12/ 9	17-27	at Philadelphia	- 10	L	8-7	41,581
12/16	16-10	Indianapolis	+ 6	W	9-7	22,383
Total	362-352					860,739

1985 (Tied for Second in AFC East, 11-5-0) Head Coach: Raymond Berry						
Date	Score	Opponent	Margin	Result	Record	Attendance
9/ 8	26-20	Green Bay	+ 6	W	1-0	49,488
9/15	7-20	at Chicago	- 13	L	1-1	60,533
9/22	17-14	at Buffalo	+ 3	W	2-1	40,334
9/29	20-35	LA Raiders	- 15	L	2-2	60,686
10/ 6	20-24	at Cleveland	- 4	L	2-3	62,139
10/13	14- 3	Buffalo	+ 11	W	3-3	40,462
10/20	20-13	NY Jets	+ 7	W	4-3	58,163
10/27	32-14	at Tampa Bay	+ 18	W	5-3	34,661
11/ 3	17-13	Miami	+ 4	W	6-3	58,811
11/10	34-15	Indianapolis	+ 19	W	7-3	54,176
11/17	20-13	at Seattle	+ 7	W	8-3	60,345
11/24	13-16	at NY Jets	- 3	L	8-4	74,100
12/ 1	38-31	at Indianapolis	+ 7	W	9-4	56,740
12/ 8	23- 6	Detroit	+ 17	W	10-4	59,078
12/16	27-30	at Miami	- 3	L	10-5	69,489
12/22	34-23	Cincinnati	+ 11	W	11-5	57,953
Total	362-290					897,158

AFC PLAYOFF

12/28	26-14	at NY Jets	+ 12	W	1-0	70,598
1/ 5	27-20	at LA Raiders	+ 7	W	2-0	88,936
1/12	31-14	at Miami	+ 17	W	3-0	74,978

SUPER BOWL XX

1/26	10-46	vs. Chicago (at Louisiana Superdome)	- 36	L	3-1	73,818
------	-------	---	------	---	-----	--------

Total	84-94					308,330
-------	-------	--	--	--	--	---------

Grand

Total	446-384					1,205,488
-------	---------	--	--	--	--	-----------

1986 (First in AFC-East, 11-5-0) Head Coach: Raymond Berry

Date	Score	Opponent	Margin	Result	Record	Attendance
9/ 7	33- 3	Indianapolis	+ 30	W	1-0	55,208
9/11	20- 6	at NY Jets	+ 14	W	2-0	72,422
9/21	31-38	Seattle	- 7	L	2-1	58,977
9/28	20-27	at Denver	- 7	L	2-2	75,804
10/ 5	34- 7	Miami	+ 27	W	3-2	60,689
10/12	24-31	NY Jets	- 7	L	3-3	60,342
10/19	34- 0	at Pittsburgh	+ 34	W	4-3	54,743
10/26	23- 3	at Buffalo	+ 30	W	5-3	77,808
11/ 2	25-17	Atlanta	+ 8	W	6-3	60,597
11/ 9	30-21	at Indianapolis	+ 9	W	7-3	56,890
11/16	30-28	at LA Rams	+ 2	W	8-3	64,339
11/23	22-19	Buffalo	+ 3	W	9-3	60,455
11/30	21-20	at New Orleans	+ 1	W	10-3	58,259
12/ 7	7-31	Cincinnati	- 24	L	10-4	60,633
12/14	24-29	San Francisco	- 5	L	10-5	60,787
12/22	34-27	at Miami	+ 7	W	11-5	74,516

Total 412-307

1,012,469

AFC PLAYOFF

1/4/87	17-22	at Denver	- 5	L	0-1	76,105
--------	-------	-----------	-----	---	-----	--------

Grand

Total 429-329

1,088,574

HOME AND AWAY RECORDS

YEAR	HOME	PCT.	AWAY	PCT.	TOTAL
1960	3-4-0	.428	2-5-0	.285	5-9-0
1961	4-2-1	.643	5-2-0	.714	9-4-1
1962	6-1-0	.857	3-3-1	.500	9-4-1
1963	5-1-1	.786	2-5-0	.285	7-6-1
1964	4-2-1	.643	6-1-0	.857	10-3-1
1965	1-4-2	.286	3-4-0	.429	4-8-2
1966	4-2-1	.643	4-2-1	.643	8-4-2
1967	2-4-1*	.357	1-6-0	.143	3-10-1
1968	2-5-0**	.285	2-5-0	.285	4-10-0
1969	2-5-0	.285	2-5-0	.285	4-10-0
1970	1-6-0	.143	1-6-0	.143	2-12-0
1971	5-2-0	.714	1-6-0	.143	6-8-0
1972	2-5-0	.285	1-6-0	.143	3-11-0
1973	3-4-0	.429	2-5-0	.285	5-9-0
1974	3-4-0	.429	4-3-0	.571	7-7-0
1975	2-5-0	.285	1-6-0	.143	3-11-0
1976	6-1-0	.857	5-2-0	.714	11-3-0
1977	6-1-0	.857	3-4-0	.429	9-5-0
1978	5-3-0	.625	6-2-0	.750	11-5-0
1979	6-2-0	.750	3-5-0	.375	9-7-0
1980	6-2-0	.750	4-4-0	.500	10-6-0
1981	2-6-0	.250	0-8-0	.000	2-14-0
1982	3-1-0	.750	2-3-0	.400	5-4-0
1983	5-3-0	.625	3-5-0	.375	8-8-0
1984	5-3-0	.625	4-1-0	.500	9-7-0
1985	7-1-0	.875	4-4-0	.500	11-5-0
1986	4-4-0	.500	7-1-0	.875	11-5-0
Totals	104-83-7	.554	81-112-2	.420	185-195-9 (.487)

* One game at San Diego, CA

** One game at Birmingham, AL

W/L RECORD AT HOME SITES**Regular Season Only**

YEAR	SITE	GP	W	L	T	PCT.
1971-86	Schaefer/Sullivan	117	70	47	0	.598
1963-68	Fenway Park	37	15	17	5	.473
1960-62	Boston University	20	12	7	1	.625
1963-64, 67, 68	Boston College	10	5	5	0	.500
1962, 70	Harvard University	8	2	6	0	.250
1968	Birmingham	1	0	1	0	.000
1967	San Diego	1	0	0	1	.500
Totals		194	104	83	7	.554

SERIES RESULTS

(Includes playoff games)

PATRIOTS 3, ATLANTA 2 Margin

1972—at NE 21, Atlanta 20 +1
 1977—NE 16, at Atlanta 10 +6
 1980—Atlanta 37, at NE 21 -16
 1983—at Atlanta 24, NE 13 -11
 1986—at NE 25, Atlanta 17 +8
 (Points—Atlanta 108, Patriots 96)

PATRIOTS 30, BUFFALO 23 (1 tie)

1960—Buffalo 13, at NE 0 -13
 at Buffalo 38, NE 14 -24
 1961—NE 23, at Buffalo 21 +2
 at NE 52, Buffalo 21 +31
 1962—at Buffalo 28, NE 28 tie
 at NE 21, Buffalo 10 +21
 1963—at Buffalo 28, NE 21 -7
 at NE 17, Buffalo 7 +10
 *NE 26, at Buffalo 8 +18
 1964—NE 36, at Buffalo 28 +8
 Buffalo 24, at NE 14 -10
 1965—at Buffalo 24, NE 7 -17
 Buffalo 23, at NE 7 -16
 1966—NE 20, at Buffalo 10 +10
 at NE 14, Buffalo 3 +11
 1967—NE 23, at Buffalo 0 +23
 Buffalo 44, at NE 16 +28
 1968—NE 16, at Buffalo 7 +9
 at NE 23, Buffalo 6 +17
 1969—at Buffalo 23, NE 16 -7
 at NE 35, Buffalo 21 +14
 1970—Buffalo 45, at NE 10 -35
 NE 14, at Buffalo 10 +4
 1971—at NE 38, Buffalo 33 +5
 at Buffalo 27, NE 20 -7
 1972—at Buffalo 38, NE 14 -24
 Buffalo 27, at NE 24 -3
 1973—Buffalo 31, at NE 13 -18
 at Buffalo 37, NE 13 -24
 1974—at Buffalo 30, NE 28 -2
 Buffalo 29, at NE 28 -1
 1975—at Buffalo 45, NE 31 -14
 Buffalo 34, at NE 14 -20
 1976—NE 26, at Buffalo 22 +4
 at NE 20, Buffalo 10 +10
 1977—Buffalo 24, at NE 14 -10
 NE 20, at Buffalo 7 +13
 1978—NE 14, at Buffalo 10 +4
 at NE 26, Buffalo 24 +2
 1979—NE 26, at Buffalo 6 +20
 Buffalo 16, at NE 13, (OT) -3
 1980—at Buffalo 31, NE 13 -18
 at NE 24, Buffalo 2 +22
 1981—at Buffalo 20, NE 17 -3
 Buffalo 19, at NE 10 -9
 1982—at NE 30, Buffalo 19 +11
 (1-2-83)
 1983—NE 31, at Buffalo 0 +31
 at NE 21, Buffalo 7 +14
 1984—NE 21, at Buffalo 17 +4
 at NE 38, Buffalo 10 +28
 NE 17, at Buffalo 14 +3
 1985—at NE 14, Buffalo 3 +11
 1986—NE 23, at Buffalo 3 +20
 at NE 22, Buffalo 19 +3

*Divisional Playoff

(Points—Patriots 1,116, Buffalo 1,056)

CHICAGO 3, PATRIOTS 2

1973—NE 13, at Chicago 10 +3
 1979—NE 27, at Chicago 7 +20
 1982—at Chicago 26, NE 13 -13
 1985—at Chicago 20, NE 7 -13
 —(*at N.O.) Chicago 46, NE 10 -36

*Super Bowl XX

(Points—Chicago 109, Patriots 70)

PATRIOTS 6, CINCINNATI 4

1968—at NE 33, Cincinnati 14 +19

1969—NE 25, at Cincinnati 14 +11
 1970—at Cincinnati 45, NE 7 -38
 1972—Cincinnati 31, at NE 7 -24
 1975—at Cincinnati 27, NE 10 -17
 1978—NE 10, at Cincinnati 3 +7
 1979—NE 20, at Cincinnati 14 +6
 1984—at NE 20, Cincinnati 14 +6
 1985—at NE 34, Cincinnati 23 +11
 1986—Cincinnati 31, at NE 7 -24
 (Points—Cincinnati 216, Patriots 173)

CLEVELAND 6, PATRIOTS 2

1971—at Cleveland 27, NE 7 -20
 1974—Cleveland 21, at NE 14 -7
 1977—at Cleveland 30, NE 27, (OT) -3
 1980—at NE 34, Cleveland 17 +17
 1982—at Cleveland 10, NE 7 -3
 1983—Cleveland 30, at NE 0 -30
 1984—NE 17, at Cleveland 16 +1
 1985—at Cleveland 24, NE 20 -4
 (Points—Cleveland 175, Patriots 126)

DALLAS 5, PATRIOTS 0

1971—at Dallas 44, NE 21 -23
 1975—Dallas 34, at NE 31 -3
 1978—at Dallas 17, NE 10 -7
 1981—Dallas 35, at NE 21 -14
 1984—at Dallas 20, NE 17 -3
 (Points—Dallas 150, Patriots 100)

DENVER 13, PATRIOTS 12

1960—Denver 13, at NE 10 -3
 at Denver 31, NE 24 -7
 1961—at NE 45, Denver 17 +28
 NE 28, at Denver 24 +4
 1962—at NE 41, Denver 16 +25
 NE 33, at Denver 29 +4
 1963—at Denver 14, NE 10 -4
 at NE 40, Denver 21 +19
 1964—NE 39, at Denver 10 +29
 at NE 12, Denver 7 +5
 1965—Denver 27, at NE 10 -17
 NE 28, at Denver 20 +8
 1966—NE 24, at Denver 10 +14
 Denver 17, at NE 10 -7
 1967—at Denver 26, NE 21 -5
 1968—NE 20, at Denver 17 +3
 Denver 35, at NE 14 -21
 1969—at Denver 35, NE 7 -28
 1972—at Denver 45, NE 21 -24
 1976—at NE 38, Denver 14 +24
 1979—at Denver 45, NE 10 -35
 1980—at NE 23, Denver 14 +9
 1984—at Denver 26, NE 19 -7
 1986—at Denver 27, NE 20 -7
 *at Denver 22, NE 17 -5

*AFC Playoff

(Points—Patriots 564, Denver 562)

DETROIT 2, PATRIOTS 2

1971—Detroit 34, at NE 7 -27
 1976—at Detroit 30, NE 10 -20
 1979—at NE 24, Detroit 17 +7
 1985—at NE 23, Detroit 6 +17
 (Points—Detroit 87, Patriots 64)

PATRIOTS 2, GREEN BAY 1

1973—at NE 33, Green Bay 24 +9
 1979—at Green Bay 27, NE 14 -13
 1985—at NE 26, Green Bay 20 +6
 (Points—Green Bay 71, Patriots 73)

PATRIOTS 14, HOUSTON 13 (1 tie)

1960—Houston 24, at NE 10 -14
 at Houston 37, NE 21 -16
 1961—at NE 31, Houston 31 tie
 at Houston 27, NE 15 -12
 1962—at NE 34, Houston 21 +13
 at Houston 21, NE 17 -4
 1963—at NE 45, Houston 3 +42
 NE 46, at Houston 28 +18
 1964—at NE 25, Houston 24 +1
 NE 34, at Houston 17 +17
 1965—at Houston 31, NE 10 -21
 at NE 42, Houston 14 +28
 1966—at NE 27, Houston 21 +6
 NE 38, at Houston 14 +24
 1967—at NE 18, Houston 7 +11
 at Houston 27, NE 6 -21
 1968—Houston 16, at NE 0 -16
 at Houston 45, NE 17 -28
 1969—at NE 24, Houston 0 +24
 at Houston 27, NE 23 -4
 1971—at NE 28, Houston 20 +8
 1973—NE 32, at Houston 0 +32
 1975—Houston 7, at NE 0 -7
 1978—Houston 26, at NE 23 -3
 *Houston 31, at NE 14 -17
 1980—at Houston 38, NE 34 -4
 1981—at NE 38, Houston 10 +28
 1982—at NE 29, Houston 21 +8
 *AFC Divisional Playoff
(Points—Patriots 681, Houston 588)

PATRIOTS 18, INDIANAPOLIS 15

1970—Baltimore 14, at NE 6 -8
 at Baltimore 27, NE 3 -24
 1971—Baltimore 23, at NE 3 -20
 NE 21, at Baltimore 17 +4
 1972—Baltimore 24, at NE 17 -7
 at Baltimore 31, NE 0 -31
 1973—at NE 24, Baltimore 16 +8
 at Baltimore 18, NE 13 -5
 1974—at NE 42, Baltimore 3 +39
 NE 27, at Baltimore 17 +10
 1975—at NE 21, Baltimore 10 +11
 at Baltimore 34, NE 21 -13
 1976—Baltimore 27, at NE 13 -14
 NE 21, at Baltimore 14 +7
 1977—at NE 17, Baltimore 3 +14
 at Baltimore 30, NE 24 -6
 1978—Baltimore 34, at NE 27 -7
 NE 35, at Baltimore 14 +21
 1979—at Baltimore 31, NE 26 -5
 at NE 50, Baltimore 21 +29
 1980—NE 37, at Baltimore 21 +16
 at NE 47, Baltimore 21 +26
 1981—Baltimore 29, at NE 28 -1
 at Baltimore 23, NE 21 -2
 1982—NE 24, at Baltimore 13 +11
 1983—Baltimore 29, at NE 23 (OT) -6
 at Baltimore 12, NE 7 -5
 1984—NE 50, at Indianapolis 17 +33
 at NE 16, Indianapolis 10 +6
 1985—at NE 34, Indianapolis 15 +19
 NE 38, at Indianapolis 31 +7
 1986—at NE 33, Indianapolis 3 +30
 NE 30, at Indianapolis 21 +9
(Points—Patriots 799, Colts 653)

KANSAS CITY 11, PATS 7 (3 ties)

1960—at NE 42, Kansas City 14 +28
 at Kansas City 34, NE 0 -34
 1961—NE 18, at Kansas City 17 +1
 at NE 28, Kansas City 21 +7
 1962—at Kansas City 42, NE 28 -14
 Kansas City 27, at NE 7 -20
 1963—at NE 24, Kansas City 24 tie
 at Kansas City 35, NE 3 -32
 1964—at NE 24, Kansas City 7 +17
 NE 31, at Kansas City 24 +7
 1965—at Kansas City 27, NE 17 -10
 at NE 10, Kansas City 10 tie
 1966—Kansas City 43, at NE 24 -19
 NE 27, at Kansas City 27 tie
 1967—Kansas City 33, at NE 10 -23
 1968—at Kansas City 31, NE 17 -14

1969—Kansas City 31, at NE 0 -31
 1970—at Kansas City 23, NE 10 -13
 1973—Kansas City 10, at NE 7 -3
 1977—at NE 21, Kansas City 17 +4
 1981—at NE 33, Kansas City 17 +16
(Points—Kansas City 514, Patriots 381)

PATS 12, LA RAIDERS 12 (1 tie)

1960—At San Francisco 27, NE 14 -13
 at NE 34, Oakland 28 +6
 1961—at NE 20, Oakland 17 +3
 NE 35, at San Francisco 21 +14
 1962—at NE 26, Oakland 16 +10
 at Oakland 20, NE 0 -20
 1963—NE 20, at Oakland 14 +6
 at NE 20, Oakland 14 +6
 1964—NE 17, at Oakland 14 +3
 at NE 43, Oakland 43 tie
 1965—Oakland 24, at NE 10 -14
 at Oakland 30, NE 21 -9
 1966—at NE 24, Oakland 21 +3
 1967—at Oakland 35, NE 7 -28
 Oakland 48, at NE 14 -34
 1968—at Oakland 41, NE 10 -31
 1969—Oakland 38, at NE 23 -15
 1971—at NE 20, Oakland 6 +14
 1974—at Oakland 41, NE 26 -15
 1976—at NE 48, Oakland 17 +31
 *at Oakland 24, NE 21 -3
 1978—NE 21, at Oakland 14 +7
 1981—at Oakland 27, NE 17 -10
 1985—Los Angeles 35, at NE 20 -15
 *NE 27, at Los Angeles 20 +7
 *AFC Divisional Playoff
(Points—Raiders 635, Patriots 528)

PATRIOTS 3, LA RAMS 1

1974—at NE 20, Los Angeles 14 +6
 1980—Los Angeles 17, at NE 14 -3
 1983—NE 21, at Los Angeles 7 +14
 1986—NE 30, at Los Angeles 28 +2
(Points—Patriots 85, Los Angeles 66)

MIAMI 25, PATRIOTS 17

1966—NE 20, at Miami 14 +6
 1967—at NE 41, Miami 10 +31
 at Miami 41, NE 32 -9
 1968—Miami 34, at NE 10 -24
 at Miami 38, NE 7 -31
 1969—Miami 17, at NE 16 -1
 NE 38, Miami 23 (at Tampa) +15
 1970—at NE 27, Miami 14 +13
 at Miami 37, NE 20 -17
 1971—at Miami 41, NE 3 -38
 at NE 34, Miami 13 +21
 1972—at Miami 52, NE 0 -52
 Miami 37, at NE 21 -16
 1973—at Miami 44, NE 23 -21
 Miami 30, at NE 14 -16
 1974—at NE 34, Miami 24 +10
 at Miami 34, NE 27 -7
 1975—Miami 22, at NE 14 -8
 at Miami 20, NE 7 -13
 1976—at NE 30, Miami 14 +16
 at Miami 10, NE 3 -7
 1977—at Miami 17, NE 5 -12
 at NE 14, Miami 10 +4
 1978—at NE 33, Miami 24 +9
 at Miami 23, NE 3 -20
 1979—at NE 28, Miami 13 +15
 at Miami 39, NE 24 -15
 1980—at NE 34, Miami 0 +34
 at Miami 16, NE 13 (OT) -3
 1981—Miami 30, at NE 27 (OT) -3
 at Miami 24, NE 14 -10
 1982—at NE 3, Miami 0 +3
 *at Miami 28, NE 13 -15
 1983—at Miami 34, NE 24 -10
 at NE 17, Miami 6 +11
 1984—at Miami 28, NE 7 -21
 Miami 44, at NE 24 -20

1985—at NE 17, Miami 13 +4
 at Miami 30, NE 27 -3
 **NE 31, at Miami 14 +17
 1986—at NE 34, Miami 7 +27
 NE 34, at Miami 27 +7
 *AFC First Round Playoff
 **AFC Championship

(Points—Miami 996, Patriots 847)

PATRIOTS 2, MINNESOTA 1

1970—Minnesota 35, at NE 14 -21
 1974—NE 17, at Minnesota 14 +3
 1979—at NE 27, Minnesota 23 +4
 (Points—Minnesota 72, Patriots 58)

PATRIOTS 5, NEW ORLEANS 0

1972—NE 17, at New Orleans 10 +7
 1976—at NE 27, New Orleans 6 +21
 1980—NE 38, at New Orleans 27 +11
 1983—at NE 7, New Orleans 0 +7
 1986—NE 21, at New Orleans 20 +1
 (Points—Patriots 110, New Orleans 63)

PATS 1, NY GIANTS 1

1970—Giants 16, at NE 0 -16
 1974—NE 28, at NY Giants 20 +8
 (Points—NY Giants 36, Patriots 28)

NY JETS 30, PATS 23 (1 tie)

1960—NE 28, at New York 24 +4
 at NE 38, New York 21 +17
 1961—New York 21, at NE 20 -1
 at New York 37, NE 30 -7
 1962—NE 43, at New York 14 +29
 at NE 24, New York 17 +7
 1963—at NE 38, New York 14 +24
 at New York 31, NE 24 -7
 1964—at NE 26, New York 10 +16
 at New York 35, NE 14 -21
 1965—New York 30, at NE 20 -10
 NE 27, at New York 23 +4
 1966—at NE 24, New York 24 tie
 at New York 38, NE 28 -10
 1967—at New York 30, NE 23 -7
 New York 29, at NE 24 -5
 1968—New York 47, NE 31 -16
 (at Birmingham)
 at New York 48, NE 14 -34
 1969—New York 23, at NE 14 -9
 at New York 23, NE 17 -6
 1970—New York 31, at NE 21 -10
 at New York 17, NE 3 -14
 1971—at NE 20, New York 0 +20
 at New York 13, NE 6 -7
 1972—New York 41, at NE 13 -28
 at New York 34, NE 10 -24
 1973—New York 9, at NE 7 -2
 at New York 33, NE 13 -20
 1974—NE 24, at New York 0 +24
 New York 21, at NE 16 -5
 1975—at New York 36, NE 7 -29
 New York 30, at NE 28 -2
 1976—at NE 41, New York 7 +34
 NE 38, at New York 24 +14
 1977—at New York 30, NE 27 -3
 at NE 24, New York 13 +11
 1978—at NE 55, New York 21 +34
 NE 19, at New York 17 +2
 1979—at NE 56, New York 3 +53
 at New York 27, NE 26 -1
 1980—NE 21, at New York 11 +10
 at NE 34, New York 21 +13
 1981—at New York 28, NE 24 -4
 New York 17, at NE 6 -11
 1982—New York 31, at NE 7 -24
 1983—at NE 23, New York 13 +10
 at New York 26, NE 3 -23
 1984—NE 28, at New York 21 +7
 at NE 30, New York 20 +10
 1985—at NE 20, New York 13 +7
 at New York 16, NE 13 (OT) -3
 *NE 26, at New York 14 +12
 1986—NE 20, at New York 6 +14
 New York 31, at NE 24 -7
 *AFC Wildcard Game
 (Points—Patriots 1240, NY Jets 1214)

PHILADELPHIA 3, PATRIOTS 2

1973—at Philadelphia 24, NE 23 -1

1977—at NE 14, Philadelphia 6 +8
 1978—at NE 24, Philadelphia 14 +10
 1981—at Philadelphia 13, NE 3 -10
 1984—at Philadelphia 27, NE 17 -10
 (Points—Philadelphia 84, Patriots 81)

PITTSBURGH 5, PATRIOTS 3

1972—at Pittsburgh 33, NE 3 -30
 1974—Pittsburgh 21, at NE 17 -4
 1976—NE 30, at Pittsburgh 27 +3
 1979—Pittsburgh 16, at NE 13 (OT) -3
 1981—at Pittsburgh 27, NE 21 (OT) -6
 1982—at Pittsburgh 37, NE 14 -23
 1983—NE 28, at Pittsburgh 23 +5
 1986—NE 34, at Pittsburgh 0 +34
 (Points—Pittsburgh 184, Patriots 160)

ST. LOUIS 4, PATRIOTS 1

1970—at St. Louis 31, NE 0 -31
 1975—at St. Louis 24, NE 17 -7
 1978—NE 16, at St. Louis 6 +10
 1981—St. Louis 27, at NE 20 -7
 1984—St. Louis 33, at NE 10 -23
 (Points—St. Louis 121, Patriots 63)

PATRIOTS 13, SAN DIEGO 12 (2 ties)

1960—NE 35, at Los Angeles 0 +35
 Los Angeles 45, at NE 16 -29
 1961—San Diego 38, at NE 27 -11
 NE 41, at San Diego 0 +41
 1962—at NE 24, San Diego 20 +4
 NE 20, at San Diego 14 +6
 1963—at San Diego 17, NE 13 -4
 San Diego 7, at NE 6 -1
 *at San Diego 51, NE 10 -41
 1964—NE 33, at San Diego 28 +5
 San Diego 26, at NE 17 -9
 1965—at NE 13, San Diego 13 tie
 NE 22, at San Diego 6 +16
 1966—at San Diego 24, NE 0 -24
 at NE 35, San Diego 17 +18
 1967—at San Diego 28, NE 14 -14
 NE 31, at San Diego 31 tie
 1968—San Diego 27, at NE 17 -10
 1969—San Diego 13, at NE 10 -3
 at San Diego 28, NE 18 -10
 1970—San Diego 16, at NE 14 -2
 1973—at NE 30, San Diego 14 +16
 1975—NE 33, at San Diego 19 +14
 1977—NE 24, at San Diego 20 +4
 1978—at NE 28, San Diego 23 +5
 1979—at NE 27, San Diego 21 +6
 1983—at NE 37, San Diego 21 +16
 *AFL Championship Game
 (Points—Patriots 595, San Diego 567)

SAN FRANCISCO 4, PATRIOTS 1

1971—at San Francisco 27, NE 10 -17
 1975—at NE 24, San Francisco 16 +8
 1980—at San Francisco 21, NE 17 -4
 1983—San Francisco 33, at NE 13 -20
 1986—San Francisco 29, at NE 24 -5
 (Points—San Francisco 126, Pats 88)

PATRIOTS 5, SEATTLE 2

1977—at NE 31, Seattle 0 +31
 1980—NE 37, at Seattle 31 +6
 1982—NE 16, at Seattle 0 +16
 1983—at Seattle 24, NE 6 -18
 1984—at NE 38, Seattle 23 +15
 1985—NE 20, at Seattle 13 +7
 1986—Seattle 38, at NE 31 -7
 (Points—Patriots 179, Seattle 129)

PATRIOTS 2, TAMPA BAY 0

1976—NE 31, at Tampa Bay 14 +17
 1985—NE 32, at Tampa Bay 14 +18
 (Points—Patriots 63, Tampa Bay 28)

WASHINGTON 3, PATRIOTS 1

1972—at NE 24, Washington 23 +1
 1978—Washington 16, at NE 14 -2
 1981—at Washington 24, NE 22 -2
 1984—Washington 26, at NE 10 -16
 (Points—Washington 89, Patriots 70)

PATRIOTS ON MONDAY NIGHTS

Although the Patriots have been involved in many exciting games in the 14-year-old Monday Night Football series, they have been less than successful on the nationally-televised series. To date, the Patriots are 3-11 before the ABC-TV cameras on Monday night. The most recent Monday night victory came on a 34-27 verdict over the homestanding Miami Dolphins last season (12-22, the final game of the season and also the final NFL game for the Orange Bowl).

Seven of the 11 losses have been by seven points or less and three of those losses have come in overtime play.

12-22-86 Patriots 34, MIAMI 27	9- 3-79 Pittsburgh 16, PATRIOTS 13 (OT)
12-16-85 MIAMI 30, Patriots 27	9-18-78 Baltimore 34, PATRIOTS 27
9-21-81 Dallas 35, PATRIOTS 21	12-18-78 MIAMI 23, Patriots 3
9-29-80 PATRIOTS 23, Denver 14	9-26-77 CLEVELAND 30, Patriots 27 (OT)
11-10-80 HOUSTON 38, Patriots 34	10-18-76 PATRIOTS 41, NY Jets 7
12- 8-80 MIAMI 16, Patriots 13 (OT)	12- 1-75 MIAMI 20, Patriots 7
10- 1-79 GREEN BAY 27, Patriots 14	11- 6-72 Baltimore 24, PATRIOTS 17

HOME TEAM IN CAPS

The Patriots also played one Thursday night game last season. That came the second week of the season—on 9-11 at Giants Stadium—and the Patriots downed the New York Jets, 20-6. This was the second Thursday Night game by the Patriots with the other coming on 11-29-79. New England has also been on the Sunday Night version of ABC's Monday Night series, beating the Raiders at Oakland, 21-14, on 9-24-78. This was the first Sunday Night game played for ABC-TV, in fact.

In the 13 games played by the Patriots the week after a Monday Night Game, the Patriots are 7-6 (7-7, including a playoff loss last season and a playoff game loss in 1978). Until the Patriots lost in overtime, 27-21, at Pittsburgh on 9-27-81 after losing to Dallas, 35-21, six days earlier, the Patriots had won five of their last six games played the week following a Monday Night appearance.

FINAL NFL STANDINGS—1986

AFC

Eastern Division

	W	L	T	Pct.	Pts.	OP
*New England	11	5	0	.688	412	307
**NY Jets	10	6	0	.625	364	386
Miami	8	8	0	.500	430	405
Buffalo	4	12	0	.250	287	348
Indianapolis	3	13	0	.188	229	400

Central Division

	W	L	T	Pct.	Pts.	OP
*Cleveland	12	4	0	.750	391	310
Cincinnati	10	6	0	.625	409	394
Pittsburgh	6	10	0	.375	307	336
Houston	5	11	0	.313	274	329

Western Division

	W	L	T	Pct.	Pts.	OP
*Denver	11	5	0	.688	378	327
**Kansas City	10	6	0	.625	358	326
Seattle	10	6	0	.625	366	293
San Diego	4	12	0	.250	335	396

NFC

Eastern Division

	W	L	T	Pct.	Pts.	OP
*NY Giants	14	2	0	.875	371	236
**Washington	12	4	0	.750	368	296
Dallas	7	9	0	.438	346	337
Philadelphia	5	10	1	.344	256	312
St. Louis	4	11	1	.281	218	351

Central Division

	W	L	T	Pct.	Pts.	OP
*Chicago	14	2	0	.875	352	187
Minnesota	9	7	0	.563	398	273
Detroit	5	11	0	.313	277	326
Green Bay	4	12	0	.250	254	418
Tampa Bay	2	14	0	.125	239	473

Western Division

	W	L	T	Pct.	Pts.	OP
*San Francisco	10	5	1	.656	374	247
**LA Rams	10	6	0	.625	309	267
Atlanta	7	8	1	.469	280	280
New Orleans	7	9	0	.438	288	287

*Division Champion

**Wild Card for Playoffs

NOTE: New York Jets gained first Wild Card position based on better conference record (8-4) over Kansas City (9-5), Seattle (7-5) and Cincinnati (7-5). Kansas City gained second Wild Card based on better conference record (9-5) over Cincinnati (7-5) and Seattle (7-5).

1986 NFL PLAYOFFS AT A GLANCE

(Home Team Listed In Caps)

AFC

FIRST ROUND:	Sunday, December 28, 1986 NY JETS 35, Kansas City 15
DIVISIONAL	Saturday, January 3, 1987 CLEVELAND 23, NY Jets 20
PLAYOFFS:	Sunday, January 4, 1987 DENVER 22, New England 17
CHAMPIONSHIP	Sunday, January 11, 1987 Denver 23, CLEVELAND 20 (OT)
GAMES:	Sunday, January 25, 1987 NY GIANTS 39, Denver 20
SUPER BOWL	Sunday, February 1, 1987 AFC 10, NFC 6 at Aloha Stadium
XXI:	Honolulu, Hawaii
PRO BOWL:	

NFC

FIRST ROUND:	Sunday, December 28, 1986 WASHINGTON 19, LA Rams 7
DIVISIONAL	Saturday, January 3, 1987 Washington 27, CHICAGO 13
PLAYOFFS:	Sunday, January 4, 1987 NY GIANTS 49, San Francisco 3
CHAMPIONSHIP	Sunday, January 11, 1987 NY GIANTS 17, Washington 0
GAMES:	
SUPER BOWL	
XXI:	
PRO BOWL:	

1986 STATISTICS

(Regular Season Only)	Patriots	Opponent
TOTAL FIRST DOWNS	314	286
Rushing	77	118
Passing	202	153
Penalty	35	15
3rd Down: Made/Att.	77/227	79/219
4th Down: Made/Att.	8/11	7/12
TOTAL NET YARDS	5327	5181
Avg. Per Game	332.9	323.8
Total Plays	1073	1031
Avg. Per Play	5.0	5.0
NET YARDS RUSHING	1373	2203
Avg. Per Game	85.8	137.7
Total Rushes	469	510
NET YARDS PASSING	3954	2978
Avg. Per Game	247.1	186.1
Tackled/Yards Lost	47/367	48/346
Gross Yards	4321	3324
Attempts/Completions	557/340	473/255
Completions Pct.	61.0	53.9
Had Intercepted	13	21
PUNTS/AVERAGE	92/40.7	90/39.8
NET PUNTING AVG.	33.1	33.4
PENALTIES/YARDS	87/672	106/866
FUMBLES/BALL LOST	27/11	38/19
TOUCHDOWNS	45	35
Rushing	10	19
Passing	29	15
Returns	6	1

SCORE BY PERIODS

	1	2	3	4	OT	Total
PATRIOTS	82	102	99	129	0	412
Opponents	34	83	64	126	0	307

SCORING

	TDR	TDP	TDRt	PAT	FG	SAF	TP
Franklin				44/45	32/41		140
Morgan		10					60
Collins	3	5					48
Fryar		6	1				42
C.James	4						24
Scott		3					18
Baty		2					12
Starring		2					12
Tatupu	1		1				12
Grogan	1						6
Jones		1					6
Marion			1				6
McSwain			1				6
Rembert			1				6
B.Williams			1				6
Weathers	1						6
PATRIOTS TOTAL ...	10	29	6	44/45	32/41	1	412
Opp. Total	19	15	1	34/35	21/28	0	307

PASSING

	Att.	Comp.	Yds.	Pct.	TD	Int.	LG	S/Lost
Eason	448	276	3328	61.6	19	10	49	43/336
Grogan	102	62	976	60.8	9	2	69t	4/31
C.James	4	1	10	25.0	2	1	10t	0/0
Ramsey	3	1	7	33.3	0	0	7	0/0
PATRIOTS TOTAL	557	340	4321	61.0	29	13	69t	47/367

RUSHING

	No.	Yds.	Avg.	LG	TD
C. James	154	427	2.8	16	4
Collins	156	412	2.6	17	3
Tatupu	71	172	2.4	13	1
Eason	35	170	4.9	26	0
Fryar	4	80	20.0	31	0
Weathers	21	58	2.8	16t	1

Dupard	15	39	2.6	11	0
Grogan	9	23	2.6	10	1
Hawthorne	1	5	5.0	5	0
Starring	1	0	0.0	0	0
Ramsey	1	-6	-6.0	-6	0
Jones	1	-7	-7.0	-7	0
Patriots Total	469	1373	2.9	31	10
Opp. Total	510	2203	4.3	58t	19

RECEIVING

	No.	Yds.	Avg.	LG	TD
Morgan	84	1491	17.8	44t	10
Collins	77	684	8.9	49	5
Fryar	43	737	17.1	69t	6
Baty	37	331	8.9	22	2
Hawthorne	24	192	8.0	17	0
C.James	18	129	7.2	17	0
Starring	16	295	18.4	47	2
Tatupu	15	145	9.7	25	0
Jones	14	222	15.9	28	1
Scott	8	41	5.1	8t	3
D.Williams	2	35	17.5	26	0
Weathers	1	14	14.0	14	0
Holloway	1	5	5.0	5	0
Patriots Total	340	4321	12.7	69t	29
Opp. Total	255	3324	13.0	67t	15

INTERCEPTIONS

	No.	Yds.	Avg.	LG	TD
Lippett	8	76	9.5	43	0
Clayborn	3	4	1.3	4	0
Marion	2	56	28.0	37t	1
McGrew	2	44	22.0	27	0
R.James	2	39	19.5	21	0
Nelson	2	21	10.5	17	0
Rembert	1	37	37.0	37	0
McSwain	1	3	3.0	3	0
Tippett	0	32	—	32	0
Patriots Total	21	312	14.9	69	1
Opp. Total	13	151	11.6	26	0

PUNTING

	No.	Yds.	Avg.	TB	In 20	LG	Blk.
Camarillo	89	3746	42.1	7	16	64	3
Patriots Total	92	3746	40.7	7	16	64	3
Opp. Total	90	3585	39.8	9	21	73	3

PUNT RETURNS

	No.	FC	Yds.	Avg.	LG	TD
Fryar	35	10	366	10.5	59t	1
Starring	6	0	18	3.0	12	0
Marion	1	1	12	12.0	12	0
R.James	0	1	0	—	0	0
Patriots Total	42	12	396	9.4	59t	1
Opp. Total	60	4	565	9.4	39	0

KICKOFF RETURNS

	No.	Yds.	Avg.	LG	TD
Starring	36	802	22.3	52	0
Fryar	10	192	19.2	33	0
Jones	4	63	15.8	20	0
Dupard	3	50	16.7	21	0
Rembert	3	27	9.0	14	0
Hawthorne	2	13	6.5	13	0
Patriots Total	58	1147	19.8	52	0
Opp. Total	81	1480	18.3	39	0

1986 PLAYOFF STATISTICS

WON 0, LOST 1

Jan 4 L 17-22 at Denver

	Patriots	Opponent
TOTAL FIRST DOWNS	12	23
Rushing	6	12
Passing	6	9
Penalty	0	2
3rd Down: Made/Att.	2/12	5/15
4th Down: Made/Att.	0/0	0/0
TOTAL NET YARDS	271	441
Avg. Per Game	271.0	441.0
Total Plays	54	75
Avg. Per Play	5.0	5.9
NET YARDS RUSHING	121	188
Avg. Per Game	121.0	188.0
Total Rushes	24	42
NET YARDS PASSING	150	253
Avg. Per Game	150.0	253.0
Tackled/Yards Lost	6/44	1/4
Gross Yards	194	257
Attempts/Completions	24/13	32/13
Pct. of Completions	54.2	40.6
Had Intercepted	0	2
PUNTS/AVERAGE	9/50.2	6/46.0
NET PUNTING AVG.	41.9	37.2
PENALTIES/YARDS	5/45	3/20
FUMBLES/BALL LOST	1/0	0/0
TOUCHDOWNS	2	2
Rushing	0	1
Passing	2	1
Returns	0	0

SCORE BY PERIODS

	1	2	3	4	OT	Total
PATRIOTS	0	10	7	0	—	17
Opponents	3	7	10	2	—	22

SCORING

	TDR	TDP	TDRt	PAT	FG	SAF	TP
Morgan		2					12
Franklin				2/2	1/1		5
PATRIOTS TOTAL		2		2/2	1/1		17
Opp. Total	1	1		2/2	2/2	1	22

SACKS

Patriots-Blackmon 1.0

OPPONENTS 6.0

FIELD GOALS

	1-19	20-29	30-39	40-49	50 +	Total
Franklin	0/0	0/0	1/1	0/0	0/0	1/1
Opponents	0/0	2/2	0/0	0/0	0/0	2/2
Franklin: (38G)						
Opponents: (27G, 22G)						

PASSING

	Att.	Comp.	Yds.	Pct.	TD	Int.	LG	S/Lost
Eason	24	13	194	54.2	2	0	45t	6/44
PATRIOTS TOTAL	24	13	194	54.2	2	0	45t	6/44
Opp. Total	32	13	257	40.6	1	2	49	1/4

RUSHING

	No.	Yds.	Avg.	LG	TD
Collins	5	46	9.2	23	0
C. James	10	31	3.1	17	0
Eason	2	23	11.5	13	0
Dupard	5	18	3.6	8	0
Hawthorne	1	5	5.0	5	0
Fryar	1	-2	-2.0	-2	0
Patriots Total	24	121	5.0	23	0
Opp. Total	42	188	4.5	22t	1

RECEIVING

	No.	Yds.	Avg.	LG	TD
Collins	4	46	11.5	20	0
Morgan	3	100	33.3	45t	2
Baty	3	31	10.3	13	0
Fryar	2	11	5.5	7	0
Hawthorne	1	6	6.0	6	0
Patriots Total	13	194	14.9	45t	2
Opp. Total	13	257	19.8	49	1

INTERCEPTIONS

	No.	Yds.	Avg.	LG	TD
McSwain	1	2	2.0	2	0
Rembert	1	0	0.0	0	0
Patriots Total	2	2	1.0	2	0

PUNTING

	No.	Yds.	Avg.	TB	In 20	LG	Bk.
Camarillo	9	452	50.2	2	0	60	0
Patriots Total	9	452	50.2	2	0	60	0
Opp. Total	6	276	46.0	2	3	54	0

PUNT RETURNS

	No.	FC	Yds.	Avg.	LG	TD
Fryar	2	0	13	6.5	9	0
Patriots Total	2	0	13	6.5	9	0
Opp. Total	4	1	35	8.8	13	0

KICKOFF RETURNS

	No.	Yds.	Avg.	LG	TD
Starring	2	31	15.5	21	0
Patriots Total	2	31	15.5	21	0
Opp. Total	4	84	21.0	35	0

PATRIOT INDIVIDUAL RECORDS

The following records relate to service with the Patriots and reflect only regular season activity; postseason playoff competition is excluded. Number of games per season 1960-1977 (14); 1978-81 (16); 1982 (9); 1983-86 (16).

SERVICE

MOST

Seasons—	14 Julius Adams, 1971-77, 79-85
	13 John Hannah, 1973-85
	Steve Nelson, 1974-86
	12 Steve Grogan, 1975-86
	Tom Neville, 1965-74, 76-77
	11 Gino Cappelletti, 1960-70
	Jim Hunt 1960-70
	Houston Antwine, 1961-71
	Jon Morris, 1964-74
	Bill Lenkaitis, 1971-81
	Pete Brock, 1976-86
Games—	196 Julius Adams, 1971-85
	183 John Hannah, 1973-85
	163 Steve Nelson, 1974-86
	159 Tom Neville, 1965-74, 76-77

SCORING

MOST POINTS

Career—	1130 Gino Cappelletti, 1960-70
	671 John Smith, 1974-82
	360 Tony Franklin, 1984-86
	348 Stanley Morgan, 1977-86
	294 Sam Cunningham 1973-79, 81-82
Season—	155 Gino Cappelletti, 1964 (7-td, 38-xp*, 25-fg)
	*includes one two-point conversion
	147 Gino Cappelletti, 1961 (8-td, 48-xp, 25-fg)
	140 Tony Franklin, 1986 (44 PAT, 32 FG)
Game—	28 Gino Cappelletti, vs. Hou., Dec. 18, 1965
	(2-td, 4-xp, 4-fg)
	24 Gino Cappelletti, vs. Buff., Nov. 15, 1964
	(3-td, 6-xp*)
	*includes one two-point conversion
Most Seasons Leading League—	5 Gino Cappelletti, 1961, 63-66
	2 John Smith, 1979, 1980

TOUCHDOWNS

MOST

Career—	58 Stanley Morgan, 1977-86 (57-p, 1-rt)
	49 Sam Cunningham, 1973-79, 1981-82 (43-r 6p)
	46 Jim Nance, 1965-71 (45-r, 1-p)
	42 Gino Cappelletti, 1960-70 (42-p)
	Larry Garron, 1960-68 (15-r, 26-p, 1-rt)
Season—	13 Stanley Morgan, 1979 (12-p, 1-rt)
	13 Steve Grogan, 1976 (12-r, 1-f)
	12 Mack Herron, 1974 (7-r, 5-p)
Game—	3 Accomplished 14 times; Most recent: Stanley Morgan vs. Seattle, Sept. 21, 1986 (3-p)

PAT KICKS

MOST ATTEMPTS

Career—	353 Gino Cappelletti, 1960-70
	323 John Smith, 1974-83
Season—	51 John Smith, 1980
	50 Gino Cappelletti, 1961
	49 John Smith, 1976 and 1979
Game—	8 David Posey, vs. NY Jets, Oct. 29, 1978
	8 John Smith vs. NY Jets, Sept. 9, 1979
	7 Gino Cappelletti, vs. Buff., Oct. 22, 1961
	John Smith, vs. Oakland, Oct. 3, 1976

MOST MADE

Career—	342 Gino Cappelletti, 1960-70
	308 John Smith, 1974-83
Season—	51 John Smith, 1980
	48 Gino Cappelletti, 1961
	46 John Smith, 1979
Game—	8 John Smith, vs. NY Jets, Sept. 9, 1979
	7 David Posey, vs. NY Jets, Oct. 29, 1978
	7 Gino Cappelletti, vs. Buff., Oct. 22, 1961

FIELD GOALS

MOST ATTEMPTS

Career—	333 Gino Cappelletti, 1960-70
	191 John Smith, 1974-83
Season—	41 Tony Franklin, 1986
	39 Gino Cappelletti, 1964
	38 Gino Cappelletti, 1963
Game—	7 Gino Cappelletti, vs. Cin., Nov. 16, 1969
	Gino Cappelletti, vs. Buff., Sept. 24, 1967
	Gino Cappelletti, vs. S.D., Sept. 20, 1964
Most Seasons Leading League—	3 Gino Cappelletti, 1961, 63-64

MOST MADE

Career—	176 Gino Cappelletti, 1960-70
	128 John Smith 1974-83
Season—	32 Tony Franklin, 1986
	26 John Smith, 1980
	25 Gino Cappelletti, 1964
	24 Tony Franklin, 1985
Game—	6 Gino Cappelletti, vs. Den., Oct. 4, 1964
	4 Accomplished 10 times, Most recent: Tony Franklin at Denver, Nov. 4, 1984 (5 attempts)
Game (No Misses)—	6 Gino Cappelletti, vs. Denver, Oct. 4, 1964
Longest Made—	53 Gino Cappelletti, vs. NY Jets, Nov. 28, 1965
	51 Charlie Gogolak, vs. Miami, Oct. 17, 1971
	Gino Cappelletti, vs. Denver, Nov. 20, 1964

MISCELLANEOUS SCORING

MISSED FG RETURN FOR TD

91 Ron Burton, vs. Den., Nov. 11, 1962

BLOCKED FG RETURN FOR TD

65 Mike Haynes at N.Y. Jets, Oct. 5, 1980

45 Larry Carwell vs. Cin., Sept. 17, 1971

BLOCKED PUNT FOR TD

31 Rod McSwain at LA Rams, Nov. 16, 1986

20 Don Webb vs. San Diego, Dec. 17, 1961

17 Mosi Tatupu at New Orleans, Nov. 30, 1986

8 Rick Sanford vs. Balt. Nov. 18, 1979

0 Leroy Moore vs. Oakland, Nov. 17, 1961

SAFETY

Accomplished 20 times, Most recent: Don Blackmon at Tampa Bay 10-27-85

Season—

2 Don Blackmon at Tampa Bay 10-27-85 and vs Green Bay 9-8-85

(NOTE: See fumble section for scoring on fumbles)

RUSHING

MOST ATTEMPTS

Career—	1385 Sam Cunningham, 1973-79, 1981-82
	1323 Jim Nance, 1965-71
	1044 Tony Collins, 1981-86
	820 Don Calhoun, 1975-81
	763 Larry Garron, 1960-68
Season—	299 Jim Nance, 1966
	270 Sam Cunningham, 1977
	269 Jim Nance, 1967
Game—	38 Jim Nance, vs. Oak., Oct. 30, 1966 (208 yards)
	34 Jim Nance, vs. Buff., Sept. 24, 1967 (185 yards)
	32 Tony Collins vs. NY Jets, Nov. 28, 1982 (161 yards)
Seasons Leading League—	3 Jim Nance, 1966-67, 69

MOST YARDAGE

Career—	5453 Sam Cunningham, 1973-79, 1981-82
	5323 Jim Nance, 1965-71
	4173 Tony Collins, 1981-86
	3391 Don Calhoun, 1975-81
Season—	1458 Jim Nance, 1966
	1227 Craig James, 1985
	1216 Jim Nance, 1967
	1049 Tony Collins, 1983
Game—	212 Tony Collins, vs. NY Jets, Sept. 18, 1983 (23 att.)
	208 Jim Nance, vs. Oak., Oct. 30, 1966 (38 att.)
	185 Jim Nance, vs. Buff., Sept. 24, 1967 (34 att.)
Seasons Leading League—	2 Jim Nance, 1966-67

LONGEST RUN FROM SCRIMMAGE—

85 Larry Garron, vs. Buff., Oct. 22, 1961 (td)

80 Carl Garrett, vs. Miami, Nov. 9, 1969 (td)

HIGHEST AVG. GAIN

Career (450 Atts)—	4.24 Craig James, 1984-86 (577-2,444)
	4.16 Carl Garrett, 1969-72 (537-2,235)
	4.13 Don Calhoun, 1974-81 (820-3,391)
Season (100 Atts)—	5.59 Don Calhoun, 1976 (129-721)
	5.45 Mosi Tatupu, 1983 (106-578)
	5.04 Carl Garrett, 1969 (137-691)

Game (10 Atts)—

11.60 Larry Garron vs. Buff., Oct. 22, 1961 (10-116)
11.36 Sam Cunningham at Buff., Oct. 20, 1974 (11-125)

MOST TOUCHDOWNS

Career— 45 Jim Nance, 1965-71
43 Sam Cunningham, 1973-79, 1981
Season— 12 Steve Grogan, 1976
11 Horace Ivory, 1978
Jim Nance, 1966
Game— 3 Mosi Tatupu at LA Rams, Dec. 11, 1983
Tony Collins vs. NY Jets, Sept. 18, 1983
Sam Cunningham at Buffalo, Oct. 20, 1974
Seasons Leading League—
1 Jim Nance, 1966

PASSING

MOST ATTEMPTS

Career— 2939 Steve Grogan, 1975-86
2413 Vito (Babe) Parilli, 1961-67
1503 Jim Plunkett, 1971-75
Season— 473 Vito (Babe) Parilli, 1964
448 Tony Eason, 1986
431 Tony Eason, 1984
Game— 52 Tony Eason at LA Rams, Nov. 16, 1986
50 Vito (Babe) Parilli vs. N.Y. Jets, Nov. 14, 1965

MOST COMPLETIONS

Career— 1536 Steve Grogan, 1975-86
1140 Vito (Babe) Parilli, 1961-67
749 Tony Eason, 1983-86
Season— 276 Tony Eason, 1986
259 Tony Eason, 1984
228 Vito (Babe) Parilli, 1964
206 Steve Grogan, 1979
Game— 36 Tony Eason at LA Rams, Nov. 16, 1986
29 Tony Eason at Indianapolis, Nov. 18, 1984
28 Tony Eason at NY Jets, Sept. 30, 1984

PASSING EFFICIENCY (Pct)

Career (500 Attempts)—
.588 Tony Eason, 1983-86
.523 Steve Grogan, 1975-86
Season—
(100 Attempts) .616 Tony Eason, 1986 (448-276)
.608 Steve Grogan, 1986 (102-62)
.601 Tony Eason, 1984 (431-259)
.600 Matt Cavanaugh, 1980 (105-63)
.572 Steve Grogan, 1980 (306-175)
Game (20 Attempts)—
.800 Vito (Babe) Parilli vs. Miami, Oct. 15, 1967 (20-16)
.750 Tony Eason vs. Green Bay, Sept. 8, 1985 (28-21)
.727 Tony Eason vs. Buffalo, Nov. 23, 1986 (33-24)
Most Seasons Leading League—
1 Vito (Babe) Parilli, 1961

MOST YARDAGE

Career— 22,557 Steve Grogan, 1975-86
16,747 Vito (Babe) Parilli, 1961-67
9,932 Jim Plunkett, 1971-75
Season— 3,465 Vito (Babe) Parilli, 1964
3,328 Tony Eason, 1986
3,286 Steve Grogan, 1979
Game— 414 Tony Eason vs. Seattle, Sept. 21, 1986
401 Steve Grogan vs. NY Jets, Oct. 12, 1986
400 Vito (Babe) Parilli vs. Oak., Oct. 16, 1964
Seasons Leading League—
1 Vito (Babe) Parilli, 1964
Longest Completion—
90t Tony Eason at Chicago, Sept. 15, 1985 (to Craig James)
88t Jim Plunkett vs. Balt., Dec. 19, 1971 (to Randy Vataha)
87t Tom Sherman vs. NY Jets, Oct. 27, 1968 (to Jim Whalen)

MOST TOUCHDOWNS

Career—	155 Steve Grogan, 1975-86 132 Vito (Babe) Parilli, 1961-67 62 Jim Plunkett, 1971-75
Season—	31 Vito (Babe) Parilli, 1964 28 Steve Grogan, 1979 23 Tony Eason, 1984 22 Ed (Butch) Songin, 1960
Game—	5 Steve Grogan vs. NY Jets, Sept. 9, 1979 Vito (Babe) Parilli at Buff., Nov. 15, 1964 Vito (Babe) Parilli vs. Miami, Oct. 15, 1967 4 Tony Eason at Indianapolis, Nov. 18, 1984 Steve Grogan vs. NY Jets, Oct. 29, 1978 Jim Plunkett vs. Buffalo, Nov. 14, 1971 Vito (Babe) Parilli vs. Oakland, Oct. 16, 1964 Ed (Butch) Songin vs. Denver, Sept. 16, 1961
Seasons Leading League—	1 Steve Grogan, 1979 (tied Brian Sipe of Cleveland with 28) 1 Vito (Babe) Parilli, 1964

HAD INTERCEPTED

(Fewest)

Career (500 Attempts)—	24 Ed (Butch) Songin, 1960-61 40 Tony Eason 1983-86 44 Myron (Mike) Taliaferro, 1968-70
Season— (100 Attempts)	2 Steve Grogan, 1986 (102 att.) 4 Steve Grogan, 1982 (122 att.) 5 Steve Grogan 1985 (156 att.) 8 Tony Eason, 1984 (431 att.) Vito (Babe) Parilli, 1962 (253 att.)
Game— (15 Attempts)	0 Accomplished many times, Most recent: Tony Eason at Buffalo, Oct. 26, 1986

(Most)

Career—	169 Steve Grogan, 1975-86 138 Vito (Babe) Parilli, 1961-67 87 Jim Plunkett, 1971-75
Season—	27 Vito (Babe) Parilli, 1964 26 Vito (Babe) Parilli, 1965
Game—	6 Steve Grogan vs. San Fran., Nov. 30, 1980 Vito (Babe) Parilli vs. Den., Sept. 3, 1967 5 Steve Grogan at Detroit, Oct. 10, 1976 Steve Grogan at Baltimore, Dec. 21, 1975 Myron (Mike) Taliaferro vs. NY Jets, Oct. 27, 1968 Vito (Babe) Parilli vs. Buff., Sept. 11, 1965 Vito (Babe) Parilli vs. NY Jets, Oct. 31, 1964
Lowest Percentage Season—	1.9 Tony Eason, 1984 (8-431) 2.0 Steve Grogan, 1986 (2-102) 2.2 Tony Eason, 1986 (10-448) 3.2 Steve Grogan 1985 (5-156) Vito (Babe) Parilli, 1962 (8-253)
Seasons Leading League—	
Fewest—	2 Vito (Babe) Parilli, 1961 (tied)-62 1 Tony Eason, 1984 1 Ed (Butch) Songin, 1961 (tied)
Most—	1 Vito (Babe) Parilli, 1964 (tied)

RECEIVING

MOST RECEPTIONS

Career—	435 Stanley Morgan, 1977-86 292 Gino Cappelletti, 1960-70 283 Jim Colclough, 1960-68
Season—	84 Stanley Morgan, 1986 77 Tony Collins, 1986 66 Derrick Ramsey, 1984 58 Stanley Morgan, 1983
Game—	11 Art Graham vs. K.C., Nov. 20, 1966 (134 yards) 10 Tony Romeo vs. K.C., Nov. 17, 1963 (149 yards) Tony Collins at LA Rams, Nov. 16, 1986 (66 yards)

YARDAGE

Career—	8,692 Stanley Morgan, 1977-86 5,001 Jim Colclough, 1960-68
Season—	1,491 Stanley Morgan, 1986 1,029 Stanley Morgan, 1981 1,013 Harold Jackson, 1979 1,002 Stanley Morgan, 1979
Game—	182 Stanley Morgan vs. Miami, Nov. 8, 1981 (5) 170 Stanley Morgan vs. Balt., Nov. 26, 1978 (5) 167 Art Graham vs. Hou., Nov. 6, 1964 (8)

Longest Reception—

- 90t Craig James at Chicago, Sept. 15, 1985
(from Tony Eason)
88t Randy Vataha vs. Balt., Dec. 19, 1971
(from Jim Plunkett)
87t Jim Whalen vs. NY Jets, Oct. 27, 1968
(from Tom Sherman)

AVERAGE GAIN**Career (150 Min.)—**

- 20.3 Harold Jackson, 1978-81 (156-3,162)
20.0 Stanley Morgan, 1977-86 (435-8,692)

Season (35 Min.)—

- 23.4 Stanley Morgan, 1981 (44-1,029)
22.8 Stanley Morgan, 1979 (44-1,002)
22.5 Harold Jackson, 1979 (45-1,013)

Game (4 Min.)—

- 36.4 Stanley Morgan vs. Miami, Nov. 8, 1981 (5-182)
35.5 Stanley Morgan vs. San Fran., Nov. 30, 1980
(4-142)
Jim Colclough vs. NY Jets, Oct. 6, 1962 (4-142)

TOUCHDOWNS**Career—**

- 57 Stanley Morgan, 1977-86
42 Gino Cappelletti, 1960-68

Season—

- 39 Jim Colclough, 1960-68
12 Stanley Morgan, 1979
10 Stanley Morgan, 1986
Jim Colclough, 1960-62
9 Randy Vataha, 1971

Game—

- Gino Cappelletti, 1965
Jim Colclough, 1960-62
3 Stanley Morgan vs. Seattle, Sept. 21, 1986
Derrick Ramsey at Indianapolis, Nov. 18, 1984
Harold Jackson vs. Jets, Sept. 9, 1979
Jim Whalen vs. Miami, Oct. 15, 1967
Gino Cappelletti at Buffalo, Nov. 15, 1964
Billy Lott vs. Buffalo, Oct. 22, 1961

INTERCEPTIONS

MOST**Career—**

- 29 Raymond Clayborn, 1977-86
Ron Hall, 1961-67

Season—

- 28 Mike Haynes, 1976-82
24 Nick Buoniconti, 1962-68
11 Ron Hall, 1964
8 Ronnie Lippett, 1986
Mike Haynes, 1976
Bob Suci, 1963

Game—

- 3 Accomplished 6 times. Most recent: Roland James at Buff., Oct. 23, 1983

RETURN YARDAGE**Career—**

- 476 Ron Hall, 1961-67
466 Raymond Clayborn, 1977-86

Season—

- 393 Mike Haynes, 1976-82
277 Bob Suci, 1963
189 Fred Marion, 1985

Game—

- 182 Prentice McCray, 1976
118 Prentice McCray at NY Jets, Nov. 21, 1976 (2)
110 Bob Suci vs. Houston, Nov. 1, 1963 (2)

Longest Return—

- 99 Rick Sanford at Chicago, Dec. 5, 1982 (TD)
98 Bob Suci vs. Houston, Nov. 1, 1963 (TD)
87 Ron Hall vs. Denver, Sept. 18, 1966

TOUCHDOWNS**Career—**

- 2 Prentice McCray, 1976
Don Webb, 1961-62, 64-71
John Charles, 1967-69
Bob Suci, 1963

Season—

- 2 Prentice McCray, 1976
Bob Suci, 1963
Don Webb, 1961

Game—

- 2 Prentice McCray at NY Jets, Nov. 21, 1976

PUNTING

MOST PUNTS**Career—**

- 406 Rich Camarillo, 1981-86
377 Tom Yewcic, 1961-67

Season—

- 243 Tom Janik, 1969-71
92 Rich Camarillo, 1985
89 Rich Camarillo, 1986
87 Tom Janik, 1971

Game—	11 Rich Camarillo at Chicago, Sept. 15, 1985 Rich Camarillo at Dallas, Nov. 22, 1984 Jim Fraser vs. NY Jets, Oct. 2, 1966
	10 Tom Greene vs. Hou., Dec. 18, 1960 Tom Yewcic vs. Buff., Dec. 1, 1983 Tom Yewcic vs. Buff., Nov. 15, 1964 Bob Scarpitto vs. Oak., Oct. 6, 1968

YARDAGE

Career—	17,433 Rich Camarillo, 1981-86 14,553 Tom Yewcic, 1961-67 9,516 Tom Janik, 1969-71
Season—	3,953 Rich Camarillo, 1985 3,746 Rich Camarillo, 1986 3,615 Rich Camarillo, 1983
Game—	514 Rich Camarillo at Chicago, Sept. 15, 1985 (11) 479 Rich Camarillo at Dallas, Nov. 22, 1984 (11) 436 Bob Scarpitto vs. Oak., Oct. 6, 1968 (10) 427 Rich Camarillo vs. Oak., Nov. 1, 1981 (9)
Longest Punt—	89 Luke Prestridge vs. Miami, Oct. 21, 1984 87 Bob Scarpitto at Den., Sept. 29, 1968 82 Luke Prestridge vs. NY Jets, Oct. 28, 1984 76 Rich Camarillo vs. NY Jets, Sept. 19, 1982 75 Rich Camarillo at Chicago, Sept. 15, 1985 Rich Camarillo at Oak., Nov. 1, 1981

HIGHEST AVERAGE YARDAGE

Career (100 Punts Min.)—	42.9 Rich Camarillo, 1981-86 (406) 40.0 Terry Swanson, 1967-68 (127)
Season (Qualifiers)—	44.6 Rich Camarillo, 1983 43.7 Rich Camarillo, 1982 42.9 Rich Camarillo, 1985 42.1 Rich Camarillo, 1984, 1986
Game (4 Punts Min.)—	50.8 Terry Swanson vs. Cin., Dec. 1, 1968 (4) 50.4 Rich Camarillo at Buff., Nov. 22, 1981 (5)

PUNT RETURNS

MOST

Career—	111 Mike Haynes, 1976-80 108 Irving Fryar, 1984-86 92 Stanley Morgan, 1977-86 74 Mack Herron, 1973-75
Season—	45 Mike Haynes, 1976 38 Ricky Smith, 1983
Game—	7 Irving Fryar at Dallas, Nov. 22, 1984 6 Irving Fryar at Buffalo, Sept. 22, 1985 Roland James vs. LA Rams, Nov. 16, 1980 Mack Herron vs. Cleveland, Nov. 10, 1974 Ron Burton vs. Oak., Sept. 13, 1964 Fred Bruney vs. Buff., Sept. 23, 1961
Most Seasons Leading League—	1 Irving Fryar, 1985 Ron Burton, 1962 Fred Bruney, 1961

MOST YARDAGE

Career—	1,233 Irving Fryar, 1984-86 1,159 Mike Haynes, 1976-81
Season—	608 Mike Haynes, 1976 520 Irving Fryar, 1985 517 Mack Herron, 1974
Game—	156 Mike Haynes vs. Buff., Nov. 7, 1976 133 Stanley Morgan vs. Buff., Nov. 20, 1977 133 Irving Fryar at Buffalo, Sept. 22, 1985 126 Billy Johnson vs. Hou., Nov. 5, 1967

LONGEST PUNT RETURN

89 Mike Haynes vs. Buff., Nov. 7, 1976 (TD)
85 Irving Fryar at Buffalo, Sept. 22, 1985 (TD)
80 Stanley Morgan vs. Baltimore, Nov. 18, 1979 (TD)
77 Irving Fryar vs. Indianapolis, Nov. 10, 1985 (TD)
75 Roland James vs. NY Jets, Nov. 2, 1980

HIGHEST AVG. YARDAGE

Career (20 Returns)—	12.0 Mack Herron, 1973-75 (74-888) 11.4 Irving Fryar, 1984-86 (108-1,233) 11.3 Carl Garrett, 1969-72 (43-487)
Season (Qualifiers)—	14.8 Mack Herron, 1974 14.1 Irving Fryar, 1985 13.8 Stanley Morgan, 1977
Game (3 Returns)—	39.0 Mike Haynes vs. Buff., Nov. 7, 1976 (4) 35.7 Ricky Smith vs. Baltimore, Sept. 4, 1981 (3) 33.3 Stanley Morgan vs. Buff., Nov. 20, 1977 (4)

TOUCHDOWNS

Career—	3 Irving Fryar, 1984-86 2 Mike Haynes, 1976-81
Season—	2 Irving Fryar, 1985 Mike Haynes, 1976
Game—	1 Irving Fryar vs. Atlanta, Nov. 2, 1986 Irving Fryar vs. Indianapolis, Nov. 10, 1985 Irving Fryar at Buffalo, Sept. 22, 1985 Roland James vs. NY Jets, Nov. 2, 1980 Stanley Morgan vs. Balt., Nov. 18, 1979 Mike Haynes vs. Den., Nov. 28, 1976 Mike Haynes vs. Buff., Nov. 7, 1976

KICKOFF RETURNS

MOST

Career—	92 Carl Garrett, 1969-72 89 Larry Garron, 1960-68 84 Stephen Starring, 1983-86
Season—	48 Stephen Starring, 1985 42 Ricky Smith, 1983 41 Mack Herron, 1973
Game—	8 Willie Porter vs. NY Jets, Sept. 22, 1968 6 By many players, Most recent: Stephen Starring vs. Buffalo, Nov. 23, 1986
Most Seasons Leading League—	1 Raymond Clayborn, 31.0 (28-869), 1977 Horace Ivory, 27.6 (36-992), 1980

YARDAGE

Career—	2,299 Larry Garron, 1960-68 2,251 Carl Garrett, 1969-72
Season—	1,092 Mack Herron, 1973 1,012 Stephen Starring, 1985 992 Horace Ivory, 1980 879 Allen Carter, 1975
Game—	206 Allen Carter at Baltimore, Dec. 21, 1975 175 Carl Garrett vs. Buff., Oct. 11, 1969

LONGEST

101 Raymond Clayborn at Balt., Dec. 18, 1977 (TD)
100 Raymond Clayborn at NY Jets, Oct. 2, 1977 (TD)
99 Allen Carter at Balt., Dec. 21, 1975 (TD)
98 Ricky Smith vs. NY Jets, Sept. 19, 1982 (TD)
98 Horace Ivory at Balt., Oct. 19, 1980 (TD)

HIGHEST AVG. YARDAGE

Career (20 Returns)—	27.2 Allen Carter, 1975-76 (33-898) 26.9 Raymond Clayborn, 1977-79 (57-1,538)
Season (Qualifiers)—	31.0 Raymond Clayborn, 1977 28.5 Larry Garron, 1962 28.4 Jess Phillips, 1976
Game (3 Returns)—	49.3 Ron Burton vs. Dallas Texans, Nov. 3, 1961 (3) 47.0 Horace Ivory at Balt., Oct. 19, 1980 (3)

TOUCHDOWNS

Career—	3 Raymond Clayborn, 1977-86 2 Larry Garron, 1960-68
Season—	3 Raymond Clayborn, 1977
Game—	1 Accomplished 10 times. Most recent: Ricky Smith vs. NY Jets, Sept. 19, 1982 (98 yards TD)

FUMBLES

MOST

Career—	64 Steve Grogan, 1975-86 49 Sam Cunningham, 1973-79, 1981 42 Vito (Babe) Parilli, 1961-67
Season—	12 Steve Grogan, 1979 Sam Cunningham, 1975 Mack Herron, 1974
Game—	4 Vito (Babe) Parilli vs. Den., Nov. 6, 1966 3 Accomplished 7 times. Most recent: Tony Eason vs. New Orleans, Dec. 4, 1983

MOST OWN RECOVERIES

Career—	22 Steve Grogan, 1975-86 19 Vito (Babe) Parilli, 1961-67
Season—	6 Vito (Babe) Parilli, 1983 Ricky Smith, 1984 5 Vito (Babe) Parilli, 1964
Game—	2 Accomplished 8 times. Most recent: Tony Collins at NY Jets, Nov. 27, 1983

MOST OPPONENT RECOVERIES

Career—	16 Steve Nelson, 1974-86 15 Jim Hunt, 1960-70 14 Raymond Hamilton, 1973-80 13 Bob Dee, 1960-67
Season—	5 Bob Dee, 1961 4 Brent Williams, 1986 Steve Nelson, 1978 John Sanders, 1975 Larry Eisenhower, 1964 Jack Rudolph, 1960
Game—	3 Steve Nelson vs. Phila., Oct. 8, 1978 2 By 18 players. Most recent: Brent Williams at New Orleans, Nov. 30, 1986

MOST RETURN YARDAGE

Career—	82 Don Webb, 1961-62, 64-71 67 Jim Hunt, 1960-70
Season—	54 Brent Williams, 1986
Game—	52 Chuck Shonta, 1960 52 Chuck Shonta vs. NY Titans, Sept. 17, 1960 (1-opp) 51 Jim Hunt vs. Hou., Dec. 15, 1968 (1-opp)

LONGEST RETURN

52 Chuck Shonta vs. NY Titans, Sept. 17, 1960 (TD)
51 Jim Hunt vs. Hou., Dec. 15, 1968

TOUCHDOWNS

Own Fumbles Recovered For TD—	1 Seven players. Most recent: Stephen Starring at Pittsburgh, Oct. 19, 1986 (Five yards)
Opponents' Fumbles Recovered For TD—	1 Accomplished many times. Most recent: Brent Williams at New Orleans, Nov. 30, 1986 (21 yards)

SACKS

SACKS

Season—	18½ Andre Tippett, 1984 16½ Andre Tippett, 1985 11½ Tony McGee, 1978, 1979
Rookie Season—	10 Garin Veris, 1985 7 Brent Williams, 1986 Ray Hamilton, 1973



PATRIOTS' TEAM RECORDS

Note: Number of games per season 1960-1977 (14); 1978-81 (16); 1982 (9); 1983-87 (16).

OFFENSIVE VICTORIES

MOST

Season—	11 1986
	1985
	1978
	1976
	10 1964, 1980

FEWEST

Season—	2 1981
	1970

SCORING

MOST POINTS SCORED

Season—	441 1980
	413 1961
	412 1986
Game—	56 vs. NY Jets, Sept. 9, 1979
	55 vs. NY Jets, Oct. 29, 1978
	52 vs. Buffalo, Oct. 22, 1961
Quarter—	1st: 21 vs. NY Jets, Oct. 29, 1978
	21 at Miami, Dec. 15, 1974
	2nd: 27 vs. Baltimore, Nov. 18, 1979
	3rd: 22 vs. Dallas Texans, Nov. 18, 1960
	4th: 27 vs. Baltimore, Nov. 23, 1980

FEWEST POINTS SCORED

Season—	149 1970
	192 1972
Game—	0 12 Times
	Most recent: Cleveland 30, Patriots 0, Nov. 20, 1983

MOST POINTS SCORED, BOTH TEAMS

Game—	86 at Patriots 43, Oakland 43 (tie), Oct. 16, 1964
	76 at Buffalo 45, Patriots 31, Nov. 23, 1975
	at Patriots 55, NY Jets 21, Oct. 29, 1978

FEWEST POINTS SCORED, BOTH TEAMS

Game—	3 at Patriots 3, Miami 0, Dec. 12, 1982
	7 Houston 7, at Patriots 0, Sept. 21, 1975

GREATEST MARGIN OF VICTORY

Game—	53 at Patriots 56, NY Jets 3, Sept. 9, 1979
	42 at Patriots 45, Houston 3, Nov. 1, 1963
	41 Patriots 41, at San Diego 0, Dec. 17, 1961

GREATEST MARGIN OF DEFEAT

Game—	52 at Miami 52, Patriots 0, Nov. 12, 1972
	38 at Miami 41, Patriots 3, Oct. 17, 1971
	at Cincinnati 45, Patriots 7, Dec. 20, 1970

MOST TOUCHDOWNS

Season—	52 1961, 1980
	49 1979
	48 1976
Game—	8 vs. NY Jets, Sept. 9, 1979
	vs. NY Jets, Oct. 29, 1978
	7 vs. Oakland, Oct. 3, 1976
	vs. Buffalo, Oct. 22, 1961

FEWEST TOUCHDOWNS

Season—	17 1982 (9 games)
	18 1970
	24 1972

MOST POINTS AFTER TOUCHDOWN

Season—	51 1980
	48 1961

FEWEST POINTS AFTER TOUCHDOWN

Season—	15 1982 (9 games)
	17 1970
	24 1972

MOST FGs ATTEMPTED

Season—	41 1986
	39 1964
Game—	7 at Cincinnati, Nov. 16, 1969
	at Buffalo, Sept. 24, 1967
	at San Diego, Sept. 20, 1964

FEWEST FGs ATTEMPTED

Season—	13 1982 (9 games)
	16 1972
	17 1975

MOST FGS MADE

Season—

32 1986

26 1980

25 1964

24 1985

Game—

6 at Denver, Oct. 4, 1964

4 Many times.

Most recent: vs. Atlanta, Nov. 2, 1986 (Tony Franklin)

FEWEST FGS MADE

Season—

8 1982 (9 games), 1972, 1970, 1960

9 1983, 1975

FIRST DOWNS

MOST TOTAL

Season—

328 1981

322 1978

Game—

31 at Houston, Dec. 11, 1966

30 vs. NY Jets, Sept. 9, 1979

29 at NY Jets, Sept. 30, 1984

vs. Buffalo, Jan. 2, 1983

vs. NY Jets, Oct. 18, 1976

at San Francisco, Oakland, Dec. 9, 1961

FEWEST TOTAL

Season—

146 1982 (9 games)

166 1969

181 1968

Game—

5 vs. Miami, Dec. 12, 1982

at NY Jets, Nov. 22, 1970

6 at Kansas City, Oct. 11, 1970

MOST RUSHING

Season—

181 1978

150 1976

Game—

21 vs. Denver, Nov. 28, 1976

18 vs. NY Jets, Oct. 18, 1976

FEWEST RUSHING

Season—

55 1965

63 1970

Game—

0 at New Orleans, Nov. 30, 1986

at Buffalo, Oct. 26, 1980

at NY Jets, Nov. 22, 1970

1 9 times, Most recent: vs. NY Jets, Oct. 12, 1986

MOST PASSING

Season—

202 1986

186 1984

166 1981

Game—

20 at Indianapolis, Nov. 18, 1984

at Houston, Nov. 10, 1980

vs. Oakland, Oct. 16, 1964

FEWEST PASSING

Season—

63 1982 (nine games)

87 1969

94 1971, 1968

Game—

0 vs. Miami, Dec. 8, 1968

at Tampa Bay, Dec. 12, 1976

1 vs. New Orleans, Dec. 4, 1983

vs. Miami, Dec. 12, 1982

MOST PENALTY

Season—

35 1986

29 1965

27 1979

Game—

7 at Houston, Sept. 19, 1965

5 vs. NY Jets, Oct. 12, 1986

at Indianapolis, Nov. 9, 1986

vs. Detroit, Oct. 7, 1979

at San Diego, Nov. 9, 1975

vs. Baltimore, Oct. 7, 1973

at Miami, Dec. 17, 1967

FEWEST PENALTY

Season—

9 1982 (nine games)

11 1971

14 1977

Game—

0 Many times. Most recent: at New Orleans, Nov. 30, 1986

TOTAL NET YARDS

MOST

Season—

5,965 1978

5,623 1981

5,499 1985

5,470 1979

Game—

597 vs. NY Jets, Sept. 9, 1979

529 vs. NY Jets, Oct. 29, 1978

506 vs. Seattle, Sept. 21, 1986

FEWEST

Season—

2,626 1970

2,633 1982 (9 games)

3,127 1968

Game—

57 vs. NY Jets, Sept. 19, 1982 (61r, -4p)

80 at NY Jets, Nov. 20, 1970 (23r, 57p)

RUSHING

MOST ATTEMPTS

Season—	671 1978
	603 1977
Game—	62 vs. Denver, Nov. 28, 1976 (332 yds.)
	60 at Seattle, Dec. 19, 1982 (249 yds.)

FEWEST ATTEMPTS

Season—	324 1982 (9 games)
	334 1970
	363 1960
Game—	10 vs. NY Jets, Oct. 12, 1986 (17 yards)
	11 vs. Washington, Sept. 23, 1984 (17 yds.)
	vs. Buffalo, Dec. 20, 1964 (33 yds.)

MOST YARDS

Season—	3,165 1978
	2,948 1976
Game—	332 vs. Denver, Nov. 28, 1976
	330 vs. NY Jets, Oct. 18, 1976
	328 vs. NY Jets, Sept. 18, 1983

FEWEST YARDS

Season—	1,040 1970
	1,117 1965
Game—	2 at New Orleans, Nov. 30, 1986 (18 att.)
	17 vs. NY Jets, Oct. 12, 1986 (10 att.)
	vs. Washington, Sept. 23, 1984 (11 att.)
	at LA Chargers, Oct. 28, 1960 (24 att.)
	22 vs. NY Jets, Nov. 14, 1965 (23 att.)

MOST TOUCHDOWNS

Season—	30 1978
	24 1976
Game—	4 Accomplished 6 times, Most recent: vs. San Diego, Oct. 16, 1983

FEWEST TOUCHDOWNS

Season—	3 1982 (9 games)
	7 1971
	8 1968, 1965

PASSING

MOST ATTEMPTS

Season—	557 1986
	500 1984
	482 1981
	476 1964
Game—	52 at LA Rams, Nov. 16, 1986
	at NY Jets, Oct. 11, 1981
	50 vs. NY Jets, Nov. 14, 1965
	at Houston, Sept. 19, 1965

FEWEST ATTEMPTS

Season—	187 1982 (9 games)
	305 1977
	309 1976
Game—	5 vs. Miami, Dec. 12, 1982 (2 comps.)
	9 vs. Miami, Nov. 9, 1969 (2 comps.)

MOST COMPLETIONS

Season—	340 1986
	292 1984
	255 1985
	254 1981
Game—	36 at LA Rams, Nov. 16, 1986
	30 at Indianapolis, Nov. 18, 1984
	28 at NY Jets, Sept. 30, 1984

FEWEST COMPLETIONS

Season—	93 1982 (9 games)
	146 1976
	159 1971
Game—	2 vs. Miami, Nov. 9, 1969 (9 atts.)
	vs. Miami, Dec. 12, 1982 (5 atts.)
	3 vs. New Orleans, Dec. 4, 1983 (10 atts.)

MOST NET YARDS

Season—	3,954 1986
	3,231 1984
	3,218 1979
	3,195 1980
	3,168 1985
Game—	405 vs. Oakland, Oct. 16, 1964
	386 vs. Seattle, Sept. 21, 1986
	383 vs. NY Jets, Oct. 12, 1986
	374 at Houston, Nov. 10, 1980

FEWEST NET YARDS

Season—	1347 1982 (9 games)
	1586 1970
	1746 1976
Game—	—4 vs. NY Jets, Sept. 19, 1982
	13 vs. Miami, Dec. 12, 1982
	16 vs. New Orleans, Dec. 4, 1983
	at Miami, Dec. 8, 1968

MOST TOUCHDOWNS

Season—	31 1964
	30 1979
	29 1986, 1961
Game—	6 vs. NY Jets, Sept. 9, 1979
	5 Many times. Most recent: at Buffalo, Nov. 15, 1964

FEWEST TOUCHDOWNS

Season—	7 1970
	10 1972

MOST HAD INTERCEPTED

Season—	34 1981
	33 1968
	32 1967
Game—	6 at Denver, Sept. 3, 1967
	vs. Buffalo, Dec. 9, 1967
	at Kansas City, Oct. 11, 1970
	at San. Fran., Nov. 30, 1980

FEWEST HAD INTERCEPTED

Season—	9 1982 (9 games)
	13 1986, 1962
	14 1984

SACKS ALLOWED, MOST (ALLOWED BY N.E. OFFENSE)

Season—	66 1984 (454 yards)
	49 1979 (382 yards)
	47 1986 (367 yards)
Game—	10 at Dallas, Nov. 22, 1984 (57 yards)
	8 6 times, Most recent: vs. Indy, Dec. 16, 1984 (63 yards)

SACKS ALLOWED, FEWEST (ALLOWED BY N.E. OFFENSE)

Season—	14 1977 (155 yards)
	15 1982 (9 games-134 yards)
	19 1976 (164 yards)
Game—	0 Accomplished 38 times.
	Most recent: vs. Atlanta, Nov. 2, 1986

PUNTING

MOST PUNTS

Season—	96 1968
	92 1986, 1985, 1984
	87 1971
Game—	11 at Chicago, Sept. 15, 1985
	at Dallas, Nov. 22, 1984
	vs. NY Jets, Oct. 2, 1966
	10 vs. Buffalo, Nov. 23, 1986 (1 blocked)
	at Oakland, Oct. 6, 1968
	at Buffalo, Nov. 15, 1964
	vs. Buffalo, Dec. 1, 1963
	at Houston, Dec. 18, 1960

FEWEST PUNTS

Season—	49 1982 (9 games)
	61 1973, 1978
	63 1980
Game—	0 3 times, Most recent: vs. Houston, Nov. 12, 1978
	1 9 times, Most recent: vs. Kansas City, Oct. 4, 1981

MOST YARDS

Season—	3,953 1985
	3,904 1984
	3,831 1968
	3,746 1986
	3,615 1983
Game—	514 at Chicago, Sept. 15, 1985
	479 at Dallas, Nov. 22, 1984
	436 at Oakland, Nov. 1, 1981
	at Oakland, Oct. 6, 1968

FEWEST YARDS

Season—	2,137 1978
	2,140 1982 (9 games)
	2,297 1973
Game—	0 3 times, Most recent: vs. Houston, Nov. 12, 1978

HIGHEST AVG.

Season—	44.6 1983
	43.7 1982
	42.9 1985
	42.4 1984
	41.5 1969
Game (4 Punts Min.)—	50.8 at Miami, Sept. 11, 1983 (4)
	50.8 vs. Cincinnati, Dec. 1, 1968 (4)
	50.4 at Buffalo, Nov. 22, 1981 (5)

LOWEST AVG.

Season—	34.6 1977
	35.0 1978

PUNT RETURNS

MOST

Season—	60 1980
	48 1984
	1976
	47 1978
Game—	7 at Dallas, Nov. 22, 1984
	vs. Houston, Nov. 5, 1967
	6 Accomplished 11 times, Most recent: at San Francisco, Nov. 30, 1980.

FEWEST RETURNS

Season—	17 1972
	23 1969

MOST YARDS

Season—	628 1976
	533 1974
Game—	167 vs. Buffalo, Nov. 7, 1976
	139 at Buffalo, Nov. 20, 1977

FEWEST YARDS

Season—	37 1972
	138 1962

HIGHEST AVG.

Season—	13.3 1974
	13.1 1976

LOWEST AVG.

Season—	2.2 1972
	5.3 1968, 1962

MOST TOUCHDOWNS

Season—	2 1985, 1976
Game—	1 vs. Atlanta, Nov. 2, 1986
	vs. Indianapolis, Nov. 10, 1985
	at Buffalo, Sept. 22, 1985
	vs. NY Jets, Nov. 2, 1980
	vs. Baltimore, Nov. 18, 1979
	vs. Denver, Nov. 28, 1976
	vs. Buffalo, Nov. 7, 1976

KICKOFF RETURNS

MOST

Season—	73 1967
	71 1968
Game—	10 vs. Buffalo, Dec. 9, 1967
	9 at Dallas, Oct. 24, 1971
	vs. NY Jets, Sept. 22, 1968
	vs. Oakland, Oct. 16, 1964

FEWEST

Season—	28 1982 (9 games)
	39 1977
	46 1976
Game—	0 vs. Seattle, Oct. 9, 1977
	at Denver, Sept. 14, 1969

MOST YARDS

Season—	1,520 1975
	1,442 1968
Game—	245 at Dallas, Oct. 24, 1971
	230 at Baltimore, Dec. 21, 1975

FEWEST YARDS

Season—	646 1982 (9 games)
	1,051 1977
	1,087 1976
Game—	0 vs. Seattle, Oct. 9, 1977
	at Denver, Sept. 14, 1969

HIGHEST AVG.

Season—	26.9 1977
	24.1 1973

LOWEST AVG.

Season—	18.3 1981
	19.5 1984
	19.6 1985
	19.7 1967

MOST TOUCHDOWNS

Season—	3 1977
	2 1961
	1 1982, 1980, 1975, 1973, 1962
Game—	1 10 times. Most recent: vs. NY Jets, Sept. 19, 1982

PENALTIES

MOST

Season—	114 1985
	112 1977
	102 1976
Game—	14 at Indianapolis, Dec. 1, 1985
	at Cincinnati, Oct. 15, 1978
	13 vs. Kansas City, Sept. 18, 1977

FEWEST

Season—	50 1973
	52 1962
	53 1982 (9 games)
Game—	1 9 times, Most recent: at Miami, Dec. 22, 1986

MOST YARDS

Season—	931 1977
	914 1976
Game—	139 vs. Buffalo, Nov. 6, 1983
	125 vs. NY Jets, Oct. 29, 1978
	at Cincinnati, Oct. 15, 1978

FEWEST YARDS

Season—	412 1982 (9 games)
	456 1962
	467 1964
Game—	5 4 times, Most recent: at Miami, Dec. 22, 1986

FUMBLES

MOST

Season—	51 1973
	47 1983
	43 1975
Game—	8 vs. Baltimore, Oct. 7, 1973
	6 7 times, Most recent: vs. Miami, Dec. 15, 1974

FEWEST

Season—	15 1969
	16 1982 (9 games)
	18 1970
Game—	0 Many times, Most recent: at Indianapolis, Nov. 18, 1984

MOST TOTAL RECOVERED

Season—	43 1983, 1973
	37 1985
	36 1975
Game—	8 at Pittsburgh, Sept. 26, 1976 (2-6)
	7 at LA Rams, Dec. 11, 1983 (1-6)

FEWEST TOTAL RECOVERED

Season—	8 1982 (9 games)
	19 1969
	20 1984, 1980

MOST OWN RECOVERED

Season—	25 1973
	24 1983
Game—	5 at Wash., Oct. 25, 1981
	vs. Baltimore, Oct. 7, 1973

FEWEST OWN RECOVERED

Season—	5 1970, 1969
	8 1982 (9 games), 1971, 1968

MOST OPPONENTS' RECOVERED

Season—	27 1976
	24 1985
	21 1978
Game—	6 at LA Rams, Dec. 11, 1983
	at Pittsburgh, Sept. 26, 1976
	5 at New Orleans, Nov. 30, 1986
	vs. Denver, Nov. 6, 1966

FEWEST OPPONENTS' RECOVERED

Season—	8 1984
	9 1965
	10 1977, 1962
	11 1982 (9 games)

TOTAL DEFENSE (Net Yards)

MOST NET YARDS ALLOWED

Season—	5,827 1981
	5,576 1983
	5,248 1972
Game—	584 vs. Cincinnati, Dec. 7, 1986
	552 vs. Miami, Oct. 21, 1984
	540 vs. Houston, Oct. 13, 1961

FEWEST NET YARDS ALLOWED

Season—	2,812 1982 (9 games)
	3,638 1963
Game—	86 vs. Baltimore, Oct. 23, 1977
	88 vs. Miami, Oct. 12, 1980
	115 vs. Houston, Dec. 18, 1965

SCORING

MOST POINTS ALLOWED

Season—	446	1972
	406	1968
Game—	52	at Miami, Nov. 12, 1972
	48	at NY Jets, Oct. 27, 1968
		vs. Oakland, Oct. 22, 1967
Shutout Game—	52	at Miami, Nov. 12, 1972
	34	at Dallas Texans, Dec. 11, 1960

FEWEST POINTS ALLOWED

Season—	157	1982 (9 games)
	217	1977
	236	1976
Game—	0	14 Times, Most recent: at Pittsburgh, Oct. 19, 1986

RUSHING ALLOWED

MOST ATTEMPTS ALLOWED

Season—	644	1981
	560	1973
Game—	58	vs. NY Jets, Oct. 14, 1973
	54	vs. St. Louis, Dec. 2, 1984
		vs. Washington, Sept. 23, 1984
		vs. NY Jets, Oct. 15, 1972

FEWEST ATTEMPTS ALLOWED

Season—	310	1963
	314	1982 (9 games)
	350	1961
Game—	10	at Oakland, Dec. 9, 1961
	14	at Seattle, Dec. 19, 1982
	15	vs. Houston, Dec. 18, 1965

MOST YARDS

Season—	2,950	1981
	2,850	1973
	2,717	1972
Game—	360	vs. Buffalo, Sept. 16, 1973
	349	vs. Buffalo, Dec. 14, 1975

FEWEST YARDS

Season—	1,041	1961
	1,107	1963
Game—	2	at San Diego, Dec. 17, 1961
	19	vs. Houston, Nov. 1, 1963

MOST TOUCHDOWNS

Season—	27	1972
	22	1968
Game—	6	at NY Jets, Oct. 27, 1968
	4	vs. Buffalo, Sept. 16, 1973
		at Dallas Texans, Sept. 8, 1962
		vs. Oakland, Nov. 4, 1960

FEWEST TOUCHDOWNS

Season—	7	1966
	8	1977
	9	1983

PASSING ALLOWED

MOST ATTEMPTS ALLOWED

Season—	530	1964
	525	1985
	514	1983
	513	1984
Game—	61	vs. Minn., Dec. 16, 1979
	56	vs. NY Jets, Oct. 2, 1966
		vs. Denver, Sept. 21, 1962

FEWEST ATTEMPTS ALLOWED

Season—	240	1973
	267	1982 (9 games)
	325	1972
Game—	7	at Buffalo, Dec. 9, 1973
		vs. NY Jets, Oct. 14, 1973
	9	vs. NY Jets, Oct. 15, 1972

MOST COMPLETIONS ALLOWED

Season—	283	1984
	277	1983
	266	1980
Game—	35	vs. Minn., Dec. 16, 1979
	28	vs. NY Jets, Oct. 2, 1966

FEWEST COMPLETIONS ALLOWED

Season—	134	1973
	142	1982 (9 games)
	170	1971
Game—	1	vs. NY Jets, Oct. 14, 1973
	2	at Buffalo, Dec. 9, 1973

MOST NET YARDS ALLOWED

Season—	3,356	1966
	3,295	1983
	3,217	1964
Game—	467	vs. Minn., Dec. 16, 1979
	448	vs. Houston, Oct. 13, 1961

FEWEST NET YARDS ALLOWED

Season—	1,338	1973
	1,519	1982 (9 games)
	2,033	1977
Game—	0	vs. NY Jets, Oct. 14, 1973
	8	vs. NY Jets, Oct. 10, 1971

MOST TOUCHDOWNS ALLOWED

Season—	28	1967, 1980
	27	1961
Game—	5	vs. Oakland, Oct. 22, 1967
		vs. Kansas City, Sept. 25, 1966

FEWEST TOUCHDOWNS ALLOWED

Season—	9	1982 (9 games)
	11	1973
	14	1985
	16	1977, 1976, 1971

SACKS, MOST RECORDED (BY N.E. DEFENSE)

Season—	58	1977 (471 yards), NFL leaders
	57	1979 (512 yards), NFL leaders
	56	1963 (526 yards)
Game—	10	at Oakland, Sept. 22, 1963 (100 yards)
	9	vs. NY Jets, Sept. 9, 1979 (86 yards)
		vs. Denver, Nov. 28, 1976 (59 yards)

SACKS, FEWEST RECORDED (BY N.E. DEFENSE)

Season—	15	1972 (101 yards)
	20	1982 (9 games-134 yards), 1981 (175 yards)
	22	1969 (159 yards)
		1966 (209 yards)
Game—	0	Accomplished 56 times,
		Most recent: at Miami, Dec. 22, 1986

FIRST DOWNS ALLOWED

MOST TOTAL ALLOWED

Season—	328	1981
	326	1983
	311	1984
Game—	33	vs. Miami, Oct. 21, 1984
	30	at Pittsburgh, Sept. 25, 1983
		vs. NY Jets, Sept. 19, 1982
		vs. Minn., Dec. 16, 1979

FEWEST TOTAL ALLOWED

Season—	185	1982 (9 games)
	215	1977, 1973
	219	1967
Game—	5	at Chicago, Oct. 14, 1979
	6	vs. Seattle, Oct. 9, 1977
	7	vs. Houston, Sept. 21, 1975
		vs. Houston, Dec. 18, 1965

MOST RUSHING

Season—	160	1981
	144	1972
	142	1969, 1973
Game—	20	vs. NY Jets, Sept. 19, 1982
	19	vs. Buffalo, Dec. 14, 1975
		vs. NY Jets, Oct. 15, 1972

FEWEST RUSHING

Season—	59	1963
	61	1967
Game—	0	at Denver, Nov. 4, 1984
		vs. Buffalo, Oct. 20, 1968
		vs. Miami, Oct. 15, 1967
		vs. Houston, Nov. 1, 1963

MOST PASSING

Season—	182	1984
	172	1983
	168	1985
	165	1964
Game—	18	at Denver, Nov. 4, 1984
		vs. San Diego, Oct. 16, 1983
		vs. San Francisco, Oct. 2, 1983
	17	5 times, Most recent: at Cleveland, Oct. 7, 1984

FEWEST PASSING

Season—	67	1973
	88	1982 (9 games)
	105	1970
Game—	1	vs. NY Jets, Oct. 14, 1973
	2	Accomplished 8 times,
		Most recent: vs. Buffalo, Dec. 14, 1980

MOST PENALTY

Season—	28 1968
	25 1983
	24 1985, 1960
Game—	7 at Oakland, Oct. 6, 1968
	6 at NY Jets, Oct. 27, 1968

FEWEST PENALTY

Season—	6 1973
	10 1982 (9 games)
	11 1974, 1980
Game—	0 Many times, Most recent: at Miami, Dec. 22, 1986

INTERCEPTIONS BY PATRIOTS**MOST**

Season—	31 1964
	29 1963
Game—	7 at NY Jets, Nov. 21, 1976
	6 vs. NY Jets, Sept. 27, 1964
	vs. Houston, Nov. 1, 1963

FEWEST

Season—	8 1970
	10 1972

MOST YARDS

Season—	645 1963
	505 1976
Game—	204 vs. Houston, Nov. 1, 1963
	145 at NY Jets, Nov. 21, 1976

FEWEST YARDS

Season—	105 1973
	165 1975

MOST TOUCHDOWNS

Season—	3 1976, 1963, 1962
	2 1974, 1971, 1967, 1961
Game—	2 at NY Jets, Nov. 21, 1976
	vs. Houston, Nov. 1, 1963

FEWEST TOUCHDOWNS

Season—	0 1984, 1981, 1977, 1973, 1972, 1970, 1966, 1965, 1960
	1 1986, 1985, 1983, 1982, 1980, 1979, 1978, 1975, 1969, 1968, 1964

CONSECUTIVE RECORDS**INDIVIDUAL****SEASONS PLAYED**

13 Steve Nelson (1974-86)
John Hannah (1973-85)

GAMES PLAYED

152 Gino Cappelletti (9-9-60 to 12-6-70)
151 Ray Clayborn (9-18-77 to 12-22-86)
140 Len St. Jean (9-13-64 to 12-16-73)
137 Mosi Tatupu (9-3-78 to 12-22-86)
112 Bob Dee (9-9-60 to 12-17-67)
110 Ray Hamilton (9-16-73 to 10-26-80)

GAMES STARTED

137 Ray Clayborn (9-3-78 to 12-22-86)
110 Ray Hamilton (9-16-73 to 10-26-80)

GAMES SCORING

101 John Smith (9-28-75 to 10-2-83)

GAMES SCORING TD

5 Horace Ivory (10-22-78 to 11-19-78)
5 Jimmy Colclough (11-11-62 to 12-9-62)

GAMES RUSHING TD

5 Horace Ivory (10-22-78 to 11-19-78)
4 Jim Nance (11-27-66 to 12-18-66)
Tony Collins (9-21-81 to 10-11-81)

GAMES RECEIVING TD

5 Jimmy Colclough (11-11-62 to 12-9-62)
4 Stanley Morgan (9-21-86 to 10-12-86)
Stanley Morgan (9-7-80 to 9-29-80)
Art Graham (12-11-66 to 9-17-67)

GAMES PASSING TD

14 Babe Parilli (12-3-61 to 9-8-63)
10 Babe Parilli (12-11-66 to 10-29-67)
Mike Taliaferro (9-28-69 to 11-30-69)
Tony Eason (11-24-85 to 10-5-86)

GAMES NONE INTERCEPTED

6 Tony Eason (9-7-86 to 10-26-86)

GAMES RECEPTIONS MADE

42 Jim Colclough (9-9-60 to 9-8-63)
 27 Gino Cappelletti (12-3-61 to 11-10-63)

GAMES INTERCEPTIONS MADE

4 Mike Haynes (11-7-76 to 11-28-76)

FGs MADE

14 Tony Franklin (10-26-86 to 11-23-86)
 9 Tony Franklin (12-16-84 to 10-6-85), (10-7-84 to 11-4-84)

PATs MADE

105 Gino Cappelletti (12-8-63 to 12-18-66)
 79 John Smith (11-18-79 to 10-4-81)

GAMES FG MADE

17 Tony Franklin (11-24-85 to 11-23-86)
 12 Tony Franklin (10-7-84 to 9-8-85)

PASSING ATTEMPTS NONE INTERCEPTED

178 Tony Eason (12-22-85 to 10-26-86)
 141 Tony Eason (12-18-83 to 10-14-84)
 128 Butch Songin (12-18-60 to 10-8-61)
 105 Butch Songin (11-4-60 to 11-18-60)

PRO BOWL APPEARANCES

8 John Hannah (1979 to 1985)

RECEPTIONS MADE FOR TDs

3 Derrick Ramsey (11-18-84)
 3 Harold Jackson (9-9-79)

TEAM

MOST VICTORIES

7 Oct. 19, 1986 to Nov. 30, 1986
 Nov. 7, 1976 to Sept. 18, 1977
 Sept. 24, 1978 to Nov. 5, 1978

MOST SHUTOUT VICTORIES

2 vs. Miami, Dec. 12, 1982 and at Seattle Dec. 19, 1982

MOST VICTORIES AT HOME

10 Sept. 19, 1976 to Oct. 30, 1977

MOST VICTORIES ON ROAD

6 Oct. 19, 1986 to Dec. 22, 1986
 Sept. 10, 1978 to Nov. 19, 1978

MOST LOSSES

9 Oct. 25, 1981 to Dec. 20, 1981
 Oct. 8, 1972 to Dec. 3, 1972
 Sept. 27, 1970 to Nov. 22, 1970

MOST LOSSES AT HOME

6 Nov. 3, 1974 to Sept. 28, 1975
 Oct. 15, 1972 to Sept. 23, 1973
 Sept. 27, 1970 to Dec. 13, 1970

MOST LOSSES ON ROAD

8 Sept. 13, 1981 to Dec. 20, 1981
 Dec. 6, 1970 to Dec. 12, 1971
 Oct. 6, 1968 to Oct. 26, 1969

MOST GAMES SCORING

125 Dec. 28, 1975 to Nov. 13, 1983

MOST QUARTERS PATRIOTS SCORELESS

8 Dec. 4, 1960 (at Buffalo) to Dec. 18, 1960 (at Houston)

MOST SHUTOUT QUARTERS ALLOWED

8 Dec. 12, 1982 (vs. Miami) to Dec. 19, 1982 (at Seattle)

MOST QUARTERS NOT ALLOWING A TD

10 Dec. 5, 1982 (at Chicago, 2nd half) thru Dec. 19, 1982
 (at Seattle) (Shutout victories vs. Miami 12-12-82 and at
 Seattle 12-19-82)

SERIES GAME PATRIOTS' VICTORIES

9 Buffalo Bills, Jan. 2, 1983 to Nov. 23, 1986

SERIES GAME PATRIOTS' LOSSES

9 New York Jets, Dec. 18, 1966 to Nov. 22, 1970

FOR THE RECORD...

When Stanley Morgan and Tony Collins combined for 161 catches last season, it established a new Patriot record for a pair of receivers (Morgan finished the season with 84 catches and Collins had 77). The club's previous high was 112, done in 1984 when Derrick Ramsey set a team record with 66 catches and Stephen Starring had 46 catches.

PATRIOTS' LONGEST PLAYS

RUSHING

PLAYER	Yds.	OPPONENT	DATE
1. Larry Garron	85t	vs. Buffalo	Oct. 22, 1961
2. Carl Garrett	80t	vs. Miami	Nov. 9, 1969
3. Robert Weathers	77	vs. Baltimore	Sept. 4, 1983
Ron Burton	77	at Denver	Oct. 23, 1960
5. Sam Cunningham	75t	at Buffalo	Oct. 20, 1974

PASS PLAYS

PLAYERS	Yds.	OPPONENT	DATE
1. Tony Eason to Craig James	90t	at Chicago	Sept. 15, 1985
2. Jim Plunkett to Randy Vataha	88t	at Baltimore	Dec. 19, 1971
3. Tom Sherman to Jim Whalen	87t	at NY Jets	Oct. 27, 1968
4. Babe Parilli to Art Graham	80t	at Houston	Nov. 29, 1964
5. Jim Plunkett to Carl Garrett	80t	vs. Buffalo	Nov. 14, 1971

KICKOFF RETURNS

PLAYERS	Yds.	OPPONENT	DATE
1. Ray Clayborn	101t	at Baltimore	Dec. 18, 1977
2. Ray Clayborn	100t	at NY Jets	Oct. 2, 1977
3. Allan Carter	99t	at Baltimore	Dec. 21, 1975
4. Ricky Smith	98t	vs. NY Jets	Sept. 19, 1982
Horace Ivory	98t	at Baltimore	Oct. 19, 1980

PUNT RETURNS

PLAYER	Yds.	OPPONENT	DATE
1. Mike Haynes	89t	vs. Buffalo	Nov. 7, 1976
2. Irving Fryar	85t	at Buffalo	Sept. 22, 1985
3. Stanley Morgan	80t	vs. Baltimore	Nov. 18, 1979
4. Irving Fryar	77t	vs. Indianapolis	Nov. 10, 1985
5. Roland James	75t	vs. NY Jets	Nov. 2, 1980

INTERCEPTION RETURNS

PLAYER	Yds.	OPPONENT	DATE
1. Rick Sanford	99t	at Chicago	Dec. 5, 1982
2. Bob Suci	98t	vs. Houston	Nov. 1, 1963
3. Ron Hall	87	at Denver	Sept. 18, 1966
4. Ray Clayborn	85	at Cleveland	Oct. 7, 1984
5. Fred Marion	83	at Seattle	Nov. 17, 1985

PUNTS

PLAYER	Yds.	OPPONENT	DATE
1. Luke Prestridge	89	vs. Miami	Oct. 21, 1984
2. Bob Scarpito	87	at Denver	Sept. 29, 1968
3. Luke Prestridge	82	vs. NY Jets	Oct. 28, 1984
4. Rich Camarillo	76	vs. NY Jets	Sept. 19, 1982
5. Rich Camarillo	75	at Chicago	Sept. 15, 1985
Rich Camarillo	75	at Oakland	Nov. 1, 1981

FIELD GOALS

PLAYER	Yds.	OPPONENT	DATE
1. Gino Cappelletti	53	at NY Jets	Nov. 28, 1965
2. Gino Cappelletti	51	vs. Denver	Nov. 20, 1964
Charlie Gogolak	51	at Miami	Oct. 17, 1971
4. John Smith	50	vs. Kansas City	Oct. 4, 1981
Tony Franklin	50	at Tampa Bay	Oct. 27, 1985
Tony Franklin	50	Detroit	Dec. 8, 1985

FOR THE RECORD...

Steve Grogan has played regular season games vs. every NFL team except for the NY Giants. The last time the teams met in a regular season game was in 1974 and Grogan joined the Patriots and pro ball in 1975.

LAST TIME IT HAPPENED

(Regular Season Only)

OVERTIME GAME:

N.Y. Jets 16, Patriots 13 at E. Rutherford, N.J., 11-24-85

SHUTOUT:

By Patriots: Patriots 34, Pittsburgh 0 at Pittsburgh, 10-19-86

By Opponent: Cleveland 30, Patriots 0 at Foxboro, 11-20-83

KICKOFF RETURN FOR TD:

By Patriots: Ricky Smith vs. NY Jets, 9-19-82 (98 yards)

By Opponent: Joe Washington, Baltimore, 9-18-78 (90 yards)

PUNT RETURN FOR TD:

By Patriots: Irving Fryar vs. Atlanta, 11-2-86 (59 yards)

By Opponent: Paul Johns, Seattle, 9-16-84 (47 yards)

INTERCEPTION FOR TD:

By Patriots: Fred Marion at Pittsburgh, 10-19-86 (37 yards)

By Opponent: Sam Seale, L.A. Raiders, 9-29-85 (38 yards)

Lester Hayes, L.A. Raiders, 9-29-85 (27 yards)

FUMBLE RETURN FOR TD:

By Patriots: Brent Williams at New Orleans, 11-30-86 (21 yards)

By Opponent: Thomas Howard, St. Louis, 12-2-84 (29 yards)

FUMBLE RECOVERY FOR TD:

By Patriots: Johnny Rembert vs. Indianapolis, 9-7-86

By Opponent: Lyle Alzado, L.A. Raiders, 9-29-85

BLOCKED PUNT:

By Patriots: Eugene Profit at New Orleans, 11-30-86

By Opponent: Steve Tasker, Buffalo, 11-23-86

BLOCKED PUNT RETURN/RECOVERY FOR TD:

By Patriots: Mosi Tatupu at New Orleans, 11-30-86 (17-yard return)

By Opponent: Paul Moyer, Seattle, 9-28-86 (recovered in end zone)

FAKE FIELD GOAL ATTEMPT:

By Patriots: at Seattle, 11-17-85 (Franklin 5-yard loss on rush)

By Opponent: Houston at Foxboro, 11-12-78 (Pastorini pitch to Carpenter, 18-yard gain)

100-YARD RUSHING GAME:

By Patriots: Craig James vs. Cincinnati, 12-22-85 (142 yards, 25 attempts)

By Opponent: Lorenzo Hampton at Miami, 12-22-86 (109 yards, 13 attempts)

100-YARD RECEIVING GAME:

By Patriots: Stanley Morgan at Miami, 12-22-86 (148 yards, 8 receptions)

By Opponent: James Brooks, Cincinnati, 12-7-86 (101 yards, 6 receptions)

300-YARD PASSING GAME:

By Patriots: Tony Eason at LA Rams, 11-16-86 (375 yards)

By Opponent: Ken O'Brien, N.Y. Jets, 11-24-85 (311 yards)

4 TDs PASSING:

By Patriots: Tony Eason at Indianapolis, 11-18-84

By Opponent: Dan Marino, Miami, 10-21-84

4 FGs GAME:

By Patriots: Tony Franklin vs. Atlanta, 11-2-86

By Opponent: Scott Norwood, Buffalo, 11-23-86

PLAYOFFS ONLY

FUMBLE RETURN FOR TD:

By Patriots: Johnny Rembert at New York Jets, 12-28-85 (15 yards)

By Opponent: None

FUMBLE RECOVERY FOR TD:

By Patriots: Jim Bowman at L.A. Raiders, 1-5-86

By Opponent: None

100 YARD RUSHING GAME:

By Patriots: Craig James at Miami, 1-12-86 (105 yards, 22 attempts)

By Opponent: Sammy Winder at Denver, 1-4-87 (102 yards, 9 attempts)

100 YARD RECEIVING GAME:

By Patriots: Stanley Morgan at Denver, 1-4-87 (100 yards, 3 receptions)

By Opponent: Willie Gault, Chicago, Super Bowl XX, 1-26-86 (129 yards, 4 receptions)

300 YARD PASSING GAME:

By Patriots: Babe Parilli at Buffalo, 12-28-63 (300 yards)

By Opponent: None.

4 FGs GAME:

By Patriots: Tony Franklin at New York Jets, 12-28-85

By Opponent: None.

PATRIOTS' YEAR-BY-YEAR LEADERS

RUSHING

Year	Player	Att.	Yds.	Avg.	LG	TD
1960	Alan Miller	101	416	4.2	33	1
1961	Billy Lott	100	461	4.7	38	5
1962	Ron Burton	134	548	4.0	59	2
1963	Larry Garron	179	750	4.1	47t	2
1964	Larry Garron	183	585	3.2	16	2
1965	Jim Nance	111	321	2.9	20	5
1966	Jim Nance	299	1458	4.9	65t	11
1967	Jim Nance	269	1216	4.5	53	7
1968	Jim Nance	177	593	3.4	30t	4
1969	Jim Nance	193	750	3.9	43	6
1970	Jim Nance	145	522	3.6	21	7
1971	Carl Garrett	181	784	4.3	38	1
1972	Josh Ashton	128	546	4.3	35	3
1973	Sam Cunningham	155	516	3.3	25	4
1974	Mack Herron	231	824	3.6	28	7
1975	Sam Cunningham	169	666	3.9	17	6
1976	Sam Cunningham	172	824	4.8	24	3
1977	Sam Cunningham	270	1015	3.8	31t	4
1978	Sam Cunningham	199	768	3.9	52t	8
1979	Sam Cunningham	159	563	3.5	27	5
1980	Vagas Ferguson	211	818	3.9	44	2
1981	Tony Collins	204	873	4.3	29	7
1982	Tony Collins	164	632	3.9	54	1
1983	Tony Collins	219	1049	4.8	50t	10
1984	Craig James	160	790	4.9	73	1
1985	Craig James	263	1227	4.7	65t	5
1986	Craig James	154	427	2.8	16	4

PASSING

Year	Player	Att.	Comp	Pct.	Yds.	Int.	LG	TD
1960	Butch Songin	392	187	47.7	2476	15	78	22
1961	Butch Songin	212	98	46.2	1429	9	58t	14
1962	Babe Parilli	253	140	55.3	1988	8	67t	18
1963	Babe Parilli	337	153	45.4	2335	24	77t	13
1964	Babe Parilli	473	228	48.2	3465	27	80t	31
1965	Babe Parilli	426	173	40.6	2597	26	73t	18
1966	Babe Parilli	382	181	47.4	2721	20	63t	20
1967	Babe Parilli	344	161	46.8	2317	24	79t	19
1968	Tom Sherman	226	90	39.8	1199	16	87t	12
1969	Mike Taliaferro	331	160	48.3	2160	18	77	19
1970	Joe Kapp	219	98	44.7	1104	17	48	3
1971	Jim Plunkett	328	158	48.2	2158	16	88t	19
1972	Jim Plunkett	355	169	47.6	2196	25	62	8
1973	Jim Plunkett	376	193	51.3	2550	17	64	13
1974	Jim Plunkett	352	173	49.1	2457	22	69t	19
1975	Steve Grogan	274	139	50.7	1976	18	62t	11
1976	Steve Grogan	302	145	48.0	1903	20	58t	18
1977	Steve Grogan	305	160	52.5	2162	21	68	17
1978	Steve Grogan	362	181	50.0	2824	23	75t	15
1979	Steve Grogan	423	206	48.7	3286	20	63t	28
1980	Steve Grogan	306	175	57.2	2475	22	71	18
1981	Steve Grogan	216	117	54.2	1859	16	76t	7
	Matt Cavanaugh	219	115	52.5	1633	13	65	5
1982	Steve Grogan	122	66	54.1	930	4	62t	7
1983	Steve Grogan	303	168	55.4	2411	12	76t	15
1984	Tony Eason	431	259	60.1	3228	8	76t	23
1985	Tony Eason	299	168	56.2	2156	17	90t	11
1986	Tony Eason	448	276	61.6	3328	10	49	19

PUNTING

Year	Player	No.	Yds.	Avg.	Long
1960	Tom Greene	59	2235	37.9	66
1961	Tom Yewcic	62	2406	38.8	64
1962	Tom Yewcic	68	2634	38.7	56
1963	Tom Yewcic	73	2880	39.4	65
1964	Tom Yewcic	72	2787	38.7	63
1965	Tom Yewcic	76	3094	40.7	70
1966	Jim Fraser	53	2044	38.6	68
1967	Terry Swanson	65	2632	40.5	62
1968	Bob Scarpitto	34	1382	40.6	87
	Terry Swanson	62	2449	39.5	57
1969	Tom Janik	70	2903	41.5	56
1970	Tom Janik	86	3364	39.1	57
1971	Tom Janik	87	3249	37.3	58
1972	Pat Studstill	75	2859	38.1	57
1973	Bruce Barnes	55	2134	38.8	53

1974	Bruce Barnes	45	1604	35.6	50
1975	Mike Patrick	83	3223	38.8	62
1976	Mike Patrick	67	2688	40.1	52
1977	Mike Patrick	65	2354	36.2	64
1978	Jerrel Wilson	54	1921	35.6	57
1979	Eddie Hare	83	3038	36.6	58
1980	Mike Hubach	63	2392	38.0	69
1981	Rich Camarillo	47	1959	41.7	75
1982	Rich Camarillo	49	2140	43.7	76
1983	Rich Camarillo	81	3615	44.6	70
1984	Rich Camarillo	48	2020	42.1	61
1985	Rich Camarillo	92	3953	43.0	75
1986	Rich Camarillo	89	3746	42.1	64

PUNT RETURNS

Year	Player	No.	Yds.	Avg.	LG	TD
1960	Billy Wells	12	66	4.6	16	0
1961	Fred Bruney	23	109	4.7	11	0
1962	Ron Burton	21	122	5.8	22	0
1963	Bob Suci	25	233	9.3	22	0
1964	Dave Cloutier	20	136	6.8	40	0
1965	Ron Burton	15	61	4.1	12	0
1966	Tom Hennessey	7	39	5.6	11	0
1967	Jay Cunningham	17	105	6.2	44	0
	Joe Bellino	15	129	8.6	18	0
1968	Willie Porter	22	135	6.1	24	0
1969	Carl Garrett	12	159	13.3	45	0
1970	Carl Garrett	17	168	9.9	62	0
1971	Carl Garrett	8	124	15.5	50	0
1972	Carl Garrett	6	36	6.0	27	0
1973	Mack Herron	27	282	10.8	54	0
1974	Mack Herron	35	517	14.8	66	0
1975	Darryl Stingley	15	113	7.5	29	0
1976	Mike Haynes	45	608	13.5	89t	2
1977	Stanley Morgan	16	220	13.8	53	0
	Mike Haynes	24	200	8.3	46	0
1978	Stanley Morgan	32	335	10.5	48	0
1979	Stanley Morgan	29	289	10.0	80t	1
1980	Roland James	33	331	10.0	75t	1
1981	Stanley Morgan	15	116	7.7	26	0
1982	Ricky Smith	16	139	8.7	19	0
1983	Ricky Smith	38	398	10.5	55	0
1984	Irving Fryar	36	347	9.6	55	0
1985	Irving Fryar	37	520	14.1	85t	2
1986	Irving Fryar	35	336	10.5	59t	1

KICKOFF RETURNS

Year	Player	No.	Yds.	Avg.	LG	TD
1960	Dick Christy	24	617	25.7	46	0
1961	Larry Garron	16	438	27.4	89	1
1962	Larry Garron	24	686	28.5	95t	1
1963	Larry Garron	28	693	24.7	58	0
1964	J.D. Garrett	32	749	23.4	42	0
1965	Jay Cunningham	17	374	22.0	45	0
1966	Joe Bellino	18	410	22.8	43	0
1967	Jay Cunningham	30	627	20.0	41	0
1968	Willie Porter	36	812	22.6	61	0
1969	Carl Garrett	28	792	28.3	63	0
1970	Odell Lawson	25	546	21.8	52	0
1971	Carl Garrett	24	538	22.4	37	0
1972	Carl Garrett	16	410	25.6	49	0
1973	Mack Herron	41	1092	26.6	92t	1
1974	Mack Herron	28	629	18.0	62	0
1975	Allen Carter	32	879	27.5	99t	1
1976	Jess Phillips	14	397	28.4	71	0
1977	Raymond Clayborn (NFL Leader)	28	869	31.0	101t	3
1978	Raymond Clayborn	27	636	23.6	60	0
1979	Allan Clark	37	816	22.1	38	0
1980	Horace Ivory (NFL Leader)	36	992	27.6	98t	1
1981	Tony Collins	39	773	18.3	32	0
1982	Ricky Smith	24	567	23.6	98t	1
1983	Ricky Smith	42	916	21.8	53	0
1984	Tony Collins	26	544	20.9	46	0
1985	Stephen Starring	48	1012	21.1	53	0
1986	Stephen Starring	36	802	22.3	52	0

PASS INTERCEPTIONS

Year	Player	No.	Yds.	Avg.	LG	TD
1960	Gino Cappelletti	4	68	17.0	24	0
1961	Don Webb	5	153	30.6	59	2
1962	Ross O'Hanley	5	83	16.6	28	0
1963	Bob Suci	8	294	36.7	98	2
1964	Ron Hall	11	148	13.5	50	0
1965	Ron Hall	3	35	11.7	29	0
1966	Ron Hall	6	159	26.5	87	0

1967	Don Webb	4	91	22.8	41	0
1968	Leroy Mitchell	7	41	5.9	20	0
1969	Larry Carwell	4	114	28.5	38	0
1970	Daryl Johnson	2	51	25.5	42	0
1971	Larry Carwell	5	72	14.4	53t	1
1972	Honor Jackson	4	133	33.3	55	0
1973	Ron Bolton	6	65	10.8	56	0
1974	Ron Bolton	7	18	2.6	10	0
1975	Ron Bolton	5	33	6.6	15	0
1976	Mike Haynes	8	90	11.3	28	0
1977	Mike Haynes	5	54	10.8	22	0
1978	Mike Haynes	6	123	20.5	50	1
1979	Ray Clayborn	5	56	11.2	27	0
1980	Ray Clayborn	5	87	17.4	29	0
1981	Rick Sanford	3	28	9.3	21	0
	Tim Fox	3	20	6.7	20	0
1982	Mike Haynes	4	26	6.5	26	0
1983	Rick Sanford	7	24	3.4	16	0
1984	Ray Clayborn	3	102	34.0	85	0
1985	Fred Marion	7	189	27.0	83	0
1986	Ronnie Lippett	8	76	9.5	43	0

SCORING

Year	Player	TD	PAT	FG	Total
1960	Gino Cappelletti	0	36	8	60
1961	Gino Cappelletti	8	48	17	147
1962	Gino Cappelletti	5	38	20	128
1963	Gino Cappelletti	2	35	22	113
1964	Gino Cappelletti	7	38	25	155
1965	Gino Cappelletti	9	27	17	132
1966	Gino Cappelletti	6	35	16	119
1967	Gino Cappelletti	3	29	16	95
1968	Gino Cappelletti	2	26	15	83
1969	Gino Cappelletti	0	26	14	68
1970	Jim Nance	7	0	0	42
1971	Charlie Gogolak	0	28	12	64
1972	Carl Garrett	5	0	0	30
1973	Jeff White	0	21	14	63
1974	John Smith	0	42	16	90
1975	John Smith	0	33	9	60
1976	John Smith	0	42	15	87
1977	John Smith	0	33	15	78
1978	Horace Ivory	11	0	0	66
1979	John Smith (NFL Leader)	0	46	23	115
1980	John Smith (NFL Leader)	0	51	26	129
1981	John Smith	0	37	15	82
1982	John Smith	0	6	5	21
1983	Tony Collins	10	0	0	60
1984	Tony Franklin	0	42	22	108
1985	Tony Franklin	0	40	24	112
1986	Tony Franklin	0	44	32	140

PASS RECEIVING

Year	Player	No.	Yds.	Avg.	LG	TD
1960	Jim Colclough	49	666	13.6	61	9
1961	Gino Cappelletti	45	768	17.1	53	8
1962	Jim Colclough	40	868	21.7	78t	10
1963	Jim Colclough	42	793	18.8	56t	3
1964	Gino Cappelletti	49	865	17.7	58t	7
1965	Jim Colclough	40	677	16.9	41	3
1966	Art Graham	51	673	13.2	42	4
1967	Art Graham	41	606	14.8	79t	4
1968	Jim Whalen	47	718	15.3	87t	7
1969	Carl Garrett	29	267	9.2	34	2
1970	Ron Sellers	38	550	14.5	48	4
1971	Randy Vataha	51	872	17.1	88t	9
1972	Reggie Rucker	44	681	15.5	62	3
1973	Reggie Rucker	53	743	14.0	64	3
1974	Mack Herron	38	474	12.5	18	5
1975	Randy Vataha	46	720	15.7	47	6
1976	Andy Johnson	29	343	11.8	53	4
1977	Sam Cunningham	42	370	8.8	35	1
1978	Russ Francis	39	543	13.9	53	4
1979	Harold Jackson	45	1013	22.5	59	7
	Stanley Morgan	44	1002	22.8	63t	12
1980	Stanley Morgan	45	991	22.0	71	6
1981	Don Hasselbeck	46	808	17.6	51	6
	Stanley Morgan	44	1029	23.4	76t	6
1982	Stanley Morgan	28	584	20.9	75t	3
1983	Stanley Morgan	58	863	14.9	50t	2
1984	Derrick Ramsey	66	792	12.0	34	7
1985	Tony Collins	52	549	10.6	49	2
1986	Stanley Morgan	84	1491	17.8	44t	10

OUTSTANDING PERFORMANCES

SEASON

1,000 YARDS RUSHING

Yards	Name	Year
1. 1,458	Jim Nance	1966
2. 1,227	Craig James	1985
3. 1,216	Jim Nance	1967
4. 1,049	Tony Collins	1983
5. 1,015	Sam Cunningham	1977

1,000 YARDS RECEIVING

Yards	Name	Year
1. 1,491	Stanley Morgan	1986
2. 1,029	Stanley Morgan	1981
3. 1,013	Harold Jackson	1979
4. 1,002	Stanley Morgan	1979

3,000 YARDS PASSING

Yards	Name	Year
1. 3,465	Babe Parilli	1964
2. 3,328	Tony Eason	1986
3. 3,286	Steve Grogan	1979
4. 3,228	Tony Eason	1984

SINGLE GAME

100 YARDS RUSHING (*Playoff Game)

Yds.	Att.	Name	Game
1. 212	23	Tony Collins	9-18-83 vs. NY Jets
2. 208	38	Jim Nance	10-30-66 vs. Oakland
3. 185	34	Jim Nance	9-24-67 at Buffalo
4. 177	25	Don Calhoun	11-28-76 vs. Denver
4. 177	22	Don Calhoun	12-5-76 vs. New Orleans
6. 164	24	Jim Nance	12-17-67 at Miami
7. 161	32	Tony Collins	11-28-82 vs. Houston
8. 147	23	Tony Collins	10-23-83 at Buffalo
9. 146	17	Jim Nance	12-11-66 at Houston
10. 143	17	Don Calhoun	9-10-78 vs. St. Louis
11. 142	25	Craig James	12-22-85 vs. Cincinnati
12. 141	25	Sam Cunningham	10-7-76 vs. Buffalo
12. 141	24	Don Calhoun	11-14-76 at Baltimore
12. 141	25	Sam Cunningham	10-16-77 at San Diego
15. 140	13	Larry Garron	10-26-62 vs. Oakland
16. 138	30	Craig James	12-16-84 vs. Indianapolis
17. 137	21	Tony Collins	9-12-82 at Baltimore
18. 133	23	Jim Nance	11-27-66 at Miami
19. 129	22	Sam Cunningham	10-27-74 at Minnesota
20. 128	21	Mosi Tatupu	12-4-83 vs. New Orleans
20. 128	16	Horace Ivory	11-5-78 at Buffalo
22. 127	29	Jim Nance	10-8-67 vs. San Diego
22. 127	21	Carl Garrett	11-28-71 at Buffalo
22. 127	16	Ron Burton	10-23-60 at Denver
22. 127	14	Andy Johnson	12-12-76 at Tampa
26. 126	24	Jim Nance	9-18-66 at Denver
26. 125	24	Jim Nance	11-16-69 at Cincinnati
26. 125	11	Sam Cunningham	10-20-74 at Buffalo
29. 124	18	Andy Johnson	10-19-75 vs. Baltimore
30. 121	12	J.D. Garrett	10-4-64 at Denver
31. 120	20	Craig James	11-4-84 at Denver
32. 119	23	Craig James	11-3-85 vs. Miami
32. 119	13	Mack Herron	10-12-75 at Cincinnati
34. 118	22	Sam Cunningham	10-24-76 at Buffalo
34. 118	17	Ron Burton	9-16-62 vs. Houston
36. 116	12	Horace Ivory	11-18-79 vs. Baltimore
36. 116	10	Larry Garron	10-22-61 vs. Buffalo
38. 115	26	Craig James	12-8-85 vs. Detroit
39. 113	21	Sam Cunningham	11-17-74 vs. NY Jets
40. 113	20	Jim Nance	10-15-67 vs. Miami
40. 113	16	Don Calhoun	12-21-80 at New Orleans
40. 113	15	Horace Ivory	10-22-78 vs. Miami
43. 112	19	Craig James	11-22-84 at Dallas
44. 111	19	Jim Nance	12-8-68 at Miami
44. 111	15	Carl Garrett	10-10-71 vs. NY Jets
46. 109	27	Andy Johnson	9-18-78 vs. Baltimore
46. 109	24	Jim Nance	12-4-66 vs. Buffalo
46. 109	22	Don Calhoun	11-21-76 at NY Jets
46. 109	18	Jim Nance	11-26-67 at Houston
46. 109	17	Jim Nance	11-9-69 vs. Miami
51. 108	26	Jim Nance	11-5-67 vs. Houston

	Yds.	Att.	Name	Game
51.	108	25	Jim Nance	10-23-66 vs. San Diego
51.	108	23	Josh Ashton	10-1-72 vs. Washington
51.	108	14	Craig James	11-24-85 at NY Jets
55.	107	22	Jim Nance	11-20-66 at Kansas City
55.	107	20	Tony Collins	9-16-84 vs. Seattle
55.	107	17	Larry Garron	12-8-63 at Houston
58.	106	21	Sam Cunningham	9-19-76 vs. Miami
58.	106	19	Don Calhoun	11-23-80 vs. Baltimore
60.	105	23	Sam Cunningham	9-18-77 vs. Kansas City
60.	105	22	Craig James	1-12-86 at Miami*
60.	105	11	Dick Christy	11-11-60 vs. NY Titans
63.	104	23	Craig James	1-5-86 at LA Raiders*
63.	104	22	Jim Nance	11-13-66 vs. Houston
65.	103	32	Tony Collins	12-19-82 at Seattle
65.	103	22	Tony Collins	10-25-81 at Washington
65.	103	21	Andy Johnson	10-26-75 vs. San Francisco
65.	103	15	Don Calhoun	12-7-75 vs. NY Jets
65.	103	7	Steve Grogan	10-18-76 vs. NY Jets
70.	101	31	Sam Cunningham	10-9-77 vs. Seattle
70.	101	21	Sam Cunningham	10-3-76 vs. Oakland
72.	100	22	Mark van Eeghen	12-19-82 at Seattle
72.	100	21	Tony Collins	11-6-83 vs. Buffalo
72.	100	19	Sam Cunningham	11-23-75 at Buffalo
72.	100	17	Vagas Ferguson	11-23-80 vs. Baltimore
72.	100	6	Robert Weathers	9-4-83 vs. Baltimore

Accomplished 76 times: Nance 17, Cunningham 11, James 9, Collins 8, Calhoun 8, Johnson 4, Burton, Garron, Ivory, and Johnson 3 each.

100 YARDS RECEIVING (*Playoff Game)

	Yds.	Rec.	Name	Game
1.	182	5	Stanley Morgan	11-8-81 vs. Miami
2.	170	5	Stanley Morgan	11-26-78 at Indianapolis
3.	167	8	Art Graham	11-6-64 vs. Houston
4.	162	7	Stanley Morgan	10-12-86 vs. NY Jets
5.	161	7	Stanley Morgan	9-21-86 vs. Seattle
6.	158	5	Stanley Morgan	11-4-79 at Buffalo
6.	158	3	Ron Sellers	12-14-69 at Houston
8.	156	6	Art Graham	10-5-63 at NY Jets
9.	151	5	Stanley Morgan	10-28-79 at Baltimore
10.	149	10	Tony Romeo	11-17-63 vs. Kansas City
10.	149	6	Randy Vataha	12-7-75 vs. NY Jets
12.	148	8	Stanley Morgan	12-22-86 at Miami
13.	147	7	Gino Cappelletti	10-31-64 at NY Jets
13.	147	5	Harold Jackson	12-16-79 vs. Minnesota
15.	146	5	Gino Cappelletti	12-18-65 vs. Houston
16.	142	4	Jim Colclough	10-6-62 vs. NY Titans
16.	142	4	Stanley Morgan	11-30-80 at San Francisco
18.	141	7	Stanley Morgan	1-2-83 vs. Buffalo
18.	141	3	Stanley Morgan	11-22-81 at Buffalo
20.	140	6	Stanley Morgan	10-6-85 at Cleveland
20.	140	4	Aaron Marsh	9-22-68 vs. NY Jets
22.	139	7	Don Hasselbeck	10-11-81 at NY Jets
22.	139	6	Russ Francis	9-26-76 at Pittsburgh
24.	137	9	Jim Colclough	11-17-63 vs. Kansas City
25.	136	9	Stanley Morgan	10-9-83 at Indianapolis
26.	134	11	Art Graham	11-20-66 at Kansas City
26.	134	6	Jim Colclough	12-20-64 vs. Buffalo
26.	134	6	Jim Whalen	10-15-67 vs. Miami
29.	132	6	Irving Fryar	10-13-85 vs. Buffalo
30.	131	6	Gino Cappelletti	10-13-61 vs. Houston
31.	130	7	Stanley Morgan	12-5-82 at Chicago
32.	129	7	Randy Vataha	12-5-71 vs. Miami
32.	129	6	Stanley Morgan	12-9-79 at NY Jets
34.	127	6	Harold Jackson	10-19-80 at Baltimore
34.	127	4	Stanley Morgan	12-26-82 at Pittsburgh
34.	127	3	Jim Colclough	11-30-62 vs. NY Titans
37.	126	5	Harold Jackson	9-27-81 at Pittsburgh
37.	126	5	Russ Francis	9-24-78 at Oakland
37.	126	3	Irving Fryar	10-12-86 vs. NY Jets
40.	125	7	Russ Francis	11-23-75 at Buffalo
40.	125	6	Stanley Morgan	10-5-86 vs. Miami
40.	125	3	Stanley Morgan	9-18-78 vs. Baltimore
43.	124	7	Harold Jackson	9-3-78 vs. Washington
43.	124	5	Dick Christy	11-4-60 vs. Oakland
43.	124	5	Stanley Morgan	11-29-79 at Miami
43.	124	4	Ron Sellers	11-2-69 vs. Houston
47.	123	7	Jim Colclough	9-16-61 vs. Denver
47.	123	5	Jim Colclough	11-11-62 at Denver
47.	123	5	Joe Johnson	11-25-60 vs. Houston
50.	122	8	Stanley Morgan	11-4-84 at Denver
50.	122	5	Stanley Morgan	11-28-82 vs. Houston
50.	122	4	Jim Whalen	12-17-67 at Miami
53.	121	8	Darryl Stingley	10-30-77 vs. NY Jets
53.	121	8	Stanley Morgan	12-14-86 vs. San Francisco
53.	121	4	Stanley Morgan	12-22-85 vs. Cincinnati

53.	121	4	Tony Romeo	9-21-62 vs. Denver
53.	121	3	Harold Jackson	9-9-79 vs. NY Jets
58.	120	7	Stanley Morgan	11-10-85 vs. Indianapolis
59.	118	7	Stanley Morgan	11-16-86 at LA Rams
59.	118	5	Harold Jackson	10-29-78 vs. NY Jets
59.	118	4	Stanley Morgan	10-4-81 vs. Kansas City
59.	118	3	Gino Cappelletti	11-13-66 vs. Houston
63.	116	9	Art Graham	9-9-67 at San Diego
63.	116	7	Stanley Morgan	9-7-86 vs. Indianapolis
63.	116	4	Darryl Stingley	10-23-77 vs. Baltimore
66.	114	4	Jim Colclough	11-7-65 vs. Buffalo
66.	114	3	Stanley Morgan	10-21-84 vs. Miami
68.	113	6	Larry Garron	12-11-66 at Houston
68.	113	2	Jim Whalen	10-27-68 at NY Jets
70.	112	5	Don Hasselbeck	10-25-81 at Washington
70.	112	3	Jim Colclough	12-17-67 at Miami
72.	111	8	Gino Cappelletti	12-18-66 at NY Jets
72.	111	6	Don Hasselbeck	9-6-81 vs. Baltimore
74.	110	6	Jim Colclough	10-18-63 vs. Denver
74.	110	6	Irving Fryar	9-21-86 vs. Seattle
76.	109	6	Tony Collins	10-27-85 vs. Buffalo
76.	109	3	Jim Whalen	10-24-65 at Oakland
78.	108	6	Billy Lott	10-22-61 vs. Buffalo
78.	108	5	Reggie Rucker	11-18-73 vs. Green Bay
78.	108	5	Ron Sellers	10-4-70 vs. Baltimore
78.	108	2	Stanley Morgan	9-21-80 at Seattle
78.	108	2	Stephen Starring	9-25-83 at Pittsburgh
83.	107	7	Randy Vataha	10-24-71 at Dallas
83.	107	5	Stanley Morgan	12-7-86 vs. Cincinnati
85.	106	4	Harold Jackson	10-1-78 vs. San Diego
85.	106	2	Larry Garron	10-23-66 vs. San Diego
87.	105	5	Harold Jackson	11-29-79 at Miami
87.	105	3	Stephen Starring	9-2-84 at Buffalo
89.	104	8	Stanley Morgan	9-11-86 at NY Jets
89.	104	8	Derrick Ramsey	11-18-84 at Indianapolis
89.	104	3	Stanley Morgan	10-8-78 vs. Philadelphia
89.	104	3	Art Graham	11-29-64 at Houston
93.	103	7	Gino Cappelletti	11-3-62 at Buffalo
93.	103	7	Reggie Rucker	10-8-72 at Buffalo
93.	103	6	Andy Johnson	12-21-75 at Baltimore
96.	102	5	Ron Sellers	10-25-70 at Baltimore
96.	102	5	Stephen Starring	9-7-86 vs. Indianapolis
96.	102	3	Stanley Morgan	10-14-84 vs. Cincinnati
96.	102	3	Stanley Morgan	9-7-80 vs. Cleveland
96.	102	3	Stanley Morgan	9-9-79 vs. NY Jets
96.	102	3	Ron Sellers	12-7-69 at San Diego
102.	101	6	Gino Cappelletti	10-9-64 vs. San Diego
102.	101	5	Stanley Morgan	12-9-84 at Philadelphia
102.	101	5	Ron Sellers	11-23-69 vs. Buffalo
105.	100	6	Bob Adams	12-9-73 at Buffalo
105.	100	4	Randy Vataha	12-19-71 at Baltimore
105.	100	3	Don Calhoun	12-14-75 vs. Buffalo
105.	100	3	Stanley Morgan	1-4-87 at Denver*

Note: Accomplished 108 times. Stanley Morgan (35 regular season, 1 playoffs), Jimmy Colclough (9), Harold Jackson (8) and Gino Cappelletti (7) lead the list.

300 YARDS PASSING

Yds.	Att.	Comp.	Name	Games
1. 414	45	26	Tony Eason	9-21-86 vs. Seattle
2. 401	42	23	Steve Grogan	10-12-86 vs. NY Jets
3. 400	47	25	Babe Parilli	10-16-64 vs. Oak.
4. 379	38	21	Babe Parilli	12-18-66 at NY Jets
5. 375	52	36	Tony Eason	11-16-86 at LA Rams
6. 374	39	25	Steve Grogan	11-10-80 at Houston
7. 365	46	25	Steve Grogan	11-23-75 at Buff.
8. 355	40	23	Steve Grogan	11-8-81 vs. Miami
9. 354	45	25	Babe Parilli	11-17-63 vs. K.C.
9. 354	42	28	Tony Eason	9-30-84 at NY Jets
11. 350	35	19	Steve Grogan	11-4-79 at Buff.
11. 350	39	21	Steve Grogan	11-29-79 at Miami
13. 348	32	18	Jim Plunkett	11-18-73 vs. G.B.
14. 333	36	20	Babe Parilli	11-29-64 at Hous.
15. 331	31	21	Babe Parilli	10-18-63 vs. Den.
16. 330	30	19	Steve Grogan	10-11-81 at NY Jets
17. 325	42	22	Matt Cavanaugh	9-27-81 at Pitt.
18. 317	36	15	Steve Grogan	10-28-79 at Balt.
19. 315	18	13	Steve Grogan	9-9-79 vs. NY Jets
20. 313	29	19	Tony Eason	10-21-84 vs. Miami
20. 313	38	21	Tony Eason	11-4-84 at Denver
22. 306	30	17	Steve Grogan	10-25-81 at Wash.
23. 304	38	18	Tom Yewcic	10-5-63 at NY Jets
23. 304	28	20	Tony Eason	10-6-85 at Cleveland

Accomplished 24 times: Grogan 10 times, Parilli 5 times, Eason 6 times, Cavanaugh, Plunkett and Yewcic once each.

PATRIOTS' ALL-TIME LEADERS

NOTE: Players listed in caps were active in 1986.

TOP 10 INTERCEPTORS

Name	Years	No.	Yds.	Avg.	LG	TD
1. Ron Hall	(1961-67)	29	476	16.4	87	1
RAYMOND CLAYBORN	(1977-86)	29	466	16.1	85	1
3. Mike Haynes	(1976-82)	28	393	14.0	50	1
4. Nick Buoniconti	(1962-68)	24	223	9.3	41	0
5. ROLAND JAMES	(1980-86)	22	276	12.5	46	0
6. Don Webb	(1961-70)	21	366	17.4	59	2
7. Ron Bolton	(1972-75)	18	116	6.4	56	0
8. STEVE NELSON	(1974-86)	17	226	13.3	37	0
Tim Fox	(1976-81)	17	215	12.7	29	0
10. Rick Sanford	(1979-84)	16	198	12.4	99t	1
Tom Addison	(1960-67)	16	103	6.4	17	1

TOP 10 PASSERS (Based on Passing Yardage)

Name	Years	Att.	Comp.	Yds.	Pct.	Avg. Att.	TD	Int.
1. STEVE GROGAN	(1975-86)	2,939	1,536	22,557	52.3	7.68	155	169
2. Babe Parilli	(1961-67)	2,413	1,140	16,747	47.2	6.94	132	138
3. Jim Plunkett	(1971-75)	1,503	729	9,932	48.5	6.61	62	87
4. TONY EASON	(1983-86)	1,273	749	9,269	58.8	7.28	54	40
5. Mike Taliaferro	(1968-70)	680	305	3,920	44.9	5.76	27	44
6. Butch Songin	(1960-61)	604	285	3,905	47.2	6.47	36	24
7. Matt Cavanaugh	(1978-82)	385	206	3,018	53.5	7.84	19	23
8. Tom Yewcic	(1961-66)	206	87	1,374	42.2	6.67	12	12
9. Tom Sherman	(1968-69)	226	90	1,199	39.8	5.31	12	16
10. Joe Kapp	(1970)	219	98	1,104	44.7	5.04	3	17

TOP 10 RUSHERS (Based on Rushing Yardage)

Name	Years	No.	Yds.	Avg.	LG	TD
1. Sam Cunningham	(1973-79, 81-82)	1,385	5,453	3.9	75t	43
2. Jim Nance	(1965-71)	1,323	5,323	4.0	65t	45
3. TONY COLLINS	(1981-86)	1,044	4,173	4.0	54	29
4. Don Calhoun	(1975-81)	820	3,391	4.1	73	23
5. Larry Garron	(1960-68)	763	2,981	3.9	85t	14
6. CRAIG JAMES	(1984-86)	577	2,444	4.2	73	10
7. Carl Garrett	(1969-72)	537	2,235	4.2	80t	15
8. STEVE GROGAN	(1975-86)	406	2,101	5.2	41	32
9. Andy Johnson	(1974-76, 78-81)	491	2,017	4.1	69t	13
10. MOSI TATUPU	(1978-86)	484	1,998	4.1	55	16

TOP 10 KO RETURNERS (Based on Return Yardage)

Name	Years	No.	Yds.	Avg.	LG	TD
1. Larry Garron	(1960-68)	89	2,299	25.8	95t	2
2. Carl Garrett	(1969-72)	92	2,251	24.5	63	0
3. STEPHEN STARRING	(1983-86)	84	1,814	21.6	53	0
4. Mack Herron	(1973-75)	71	1,796	25.3	92t	1
5. RAYMOND CLAYBORN	(1977-86)	57	1,538	26.9	101t	3
6. Ricky Smith	(1982-84)	67	1,505	22.5	99t	1
7. Jay Cunningham	(1965-67)	64	1,372	21.4	45	0
8. TONY COLLINS	(1981-86)	65	1,317	20.3	46	0
9. Horace Ivory	(1977-81)	45	1,191	26.5	98t	1
10. Ron Burton	(1960-65)	46	1,119	24.3	91t	1

TOP 10 PUNT RETURNERS (Based on Return Yardage)

Name	Years	No.	FC	Yds.	Avg.	LG	TD
1. IRVING FRYAR	(1984-86)	108	35	1,233	11.4	85t	3
2. Mike Haynes	(1976-82)	111	8	1,159	10.4	89t	2
3. STANLEY MORGAN	(1977-86)	92	32	960	10.4	80t	1
4. Mack Herron	(1973-75)	74	14	888	12.0	66	0
5. Ricky Smith	(1982-84)	54	20	537	9.9	55	0
6. Carl Garrett	(1969-72)	43	2	487	11.3	62	0
7. ROLAND JAMES	(1980-86)	42	8	400	9.5	75t	0
8. Ron Burton	(1960-66)	56	0	389	6.9	62	0
9. Bob Suci	(1963)	25	0	233	9.3	22	0
10. Billy Johnson	(1966-69)	23	9	195	8.6	52	0

TOP 10 PUNTERS (Based on Number of Punts)

Name	Years	No.	Yds.	Avg.	LG	BLK
1. RICH CAMARILLO	(1981-85)	406	17,433	42.9	76	3
2. Tom Yewcic	(1961-66)	377	14,553	38.6	70	9
3. Tom Janik	(1969-71)	243	9,516	39.2	58	1
4. Mike Patrick	(1975-78)	222	8,481	38.2	64	0
5. Terry Swanson	(1967-68)	127	5,081	40.0	62	2
6. Bruce Barnes	(1973-74)	100	3,738	37.4	53	0
7. Eddie Hare	(1979)	83	3,038	36.6	58	0
8. Mike Hubach	(1980-81)	82	3,118	38.0	69	0
9. Pat Studstill	(1972)	75	2,859	38.1	57	1
10. Tom Greene	(1960)	61	2,253	36.9	66	1

TOP 10 RECEIVERS

(Based on Number of Receptions)

Name	Years	No.	Yds.	Avg.	LG	TD
1. STANLEY MORGAN	(1977-86)	435	8,692	20.0	76t	57
2. Gino Cappelletti	(1960-70)	292	4,589	15.7	63t	42
3. Jim Colclough	(1960-68)	283	5,001	17.7	78t	39
4. TONY COLLINS	(1981-86)	217	1,909	8.8	49	9
5. Sam Cunningham	(1973-79, 81-82)	210	1,905	9.1	41	6
6. Art Graham	(1963-68)	199	3,107	15.6	80t	20
7. Russ Francis	(1975-80)	196	2,996	15.3	53	28
8. Larry Garron	(1960-68)	185	2,502	13.5	92	26
9. Randy Vataha	(1971-76)	178	3,055	17.2	88t	23
10. Andy Johnson	(1974-76, 78-81)	161	1,807	11.2	53	9

TOP 10 SCORERS

Name	Years	TD	TDR	TDP	TD RET	FG	PAT	TP
1. Gino Cappelletti	(1960-70)	42	0	42	0	176	342	1,130
2. John Smith	(1974-83)	0	0	0	0	128	308	692
3. TONY FRANKLIN	(1984-86)	0	0	0	0	78	126	360
4. STANLEY MORGAN	(1977-86)	58	0	57	1	0	0	348
5. Sam Cunningham	(1973-79, 81-82)	49	43	6	0	0	0	294
6. Jim Nance	(1965-71)	46	45	1	0	0	0	276
7. Larry Garron	(1960-68)	42	14	26	2	0	0	252
8. Jim Colclough	(1960-68)	39	0	39	0	0	4	238
9. TONY COLLINS	(1981-86)	38	29	9	0	0	0	228
10. STEVE GROGAN	(1975-86)	33	32	0	1	0	0	198

PERSONNEL GUIDE

(NOTE: New Collective Bargaining contract being negotiated).

WAIVERS: The waiver system is a process by which player contracts or NFL rights to players are made available by a club to other NFL Clubs. During this process, a club may make a claim to obtain the player or "waive" its right to do so — thus the term "waiver." Claiming clubs are assigned players on a priority based upon the inverse of won-lost standings. The claiming period is normally ten days during the offseason and 24 hours from early July through December. In some circumstances, a club is allowed another 24 hours to rescind its action (recall of waiver request) and/or the claiming club to do the same (known as a withdrawal of a claim). If a player passes through waivers unclaimed or not recalled, he becomes a free agent. Under the Collective Bargaining Agreement, from February 1 through October 15 any veteran who has acquired four years of pension credit may, if about to be assigned to another club through the waiver system, reject such assignment and become a free agent.

INJURED RESERVE: This is a reserve list category that may be used for the player by a club if the player is injured in a practice session or game of his club in any year, after having passed the club's physical examination in that year. If a player fails the club's initial physical examination, he is not available for reserve/injured; the club may instead use the procedure of Physically Unable to Perform or Non-Football Injury/Illness, whichever is applicable. If a player is physically unable to play football for a minimum of four games from the time he is placed upon reserve/injured, he may be re-activated by his club upon clearing procedural recall waivers. Also, each club is allowed eight free reactivation moves each season. One of these moves may be used to reactivate a player on Reserve/Injured prior to or concurrent with the final cutdown on September 7th.

RESERVE LISTS: Included among the various categories on the reserve list are retired, injured, non-football injury/illness, physically unable to perform, military and did not report.

TRADES: Unrestricted trading is allowed between clubs through the Tuesday following the sixth regular season game (October 20, 1987) and does not resume again until February 8, 1988.

ROSTER SIZES: The team owners decided in May of 1985 to go back to the 45-man roster, the number the rosters were set at from 1978-81. In 1982, the limit was raised to 49. From 1975-77, each club was permitted 43 players on the active roster, while in 1974 the active roster limit was 47 players. The first roster limitation rule permitted 16 players per club in 1925.

ROSTER CUTDOWN DATES: All NFL clubs must reduce their active roster totals to 60 players on September 1, 1987 and to the final total of 45 players on Tuesday, September 8, 1987.

PATRIOTS' ALL-TIME ROSTER

NOTE: The following list includes players who have been active for at least one regular season game in each season noted.

Acks, Ron (LB), Illinois	1972-73	Cheyunski, Jim (LB), Syracuse	1968-72
Adams, Bob (TE), Pacific	1973-74	Christy, Richard (RB), North Carolina	1960
Adams, Julius (DE), Texas So.	1971-85	Cindrich, Ralph (LB), Pittsburgh	1972
Adams, Sam (OG), Prairie View	1972-80	Clark, Allan (RB), Northern Arizona	1979-80
Addison, Tom (LB), South Carolina	1960-67	Clark, Gail (LB), Michigan St.	1974
Allard, Don (QB), Boston College	1962	Clark, Phil (DB), Northwestern	1971
Anderson, Bob (RB), Colorado	1975	Clark, Steve (DE), Kansas St.	1981
Anderson, Ralph (S), W. Texas St.	1973	Clayborn, Ray (CB), Texas	1977-86
Antwine, Houston (DT), So. Illinois	1961-71	Cloutier, Dave (DB), Maine	1964
Ashton, Josh (RB), Tulsa	1972-74	Cohen, Abe (OG), Chattanooga	1960
Atchason, Jack (OE), Western Illinois	1960	Colclough, Jim (WR), Boston College	1960-68
Atessis, Bill (DE), Texas	1971	Coleman, Dennis (LB), Mississippi	1971
Avezzano, Joe (OC), Florida St.	1966	Collins, Tony (RB), East Carolina	1981-86
Bailey, Bill (RB), Cincinnati	1969	Condon, Tom (OG), Boston College	1985
Bain, Bill (OT), USC	1986	Conn, Dick (S), Georgia	1975-79
Baker, Melvin (WR), Texas Southern	1975	Corbett, Steve (OG), Boston College	1975
Ballou, Mike (LB), UCLA	1970	Corcoran, Jim (QB), Maryland	1968
Banks, Willie (G), Alcorn A&M	1973	Costict, Ray (LB), Miss St.	1977-79
Barnes, Bruce (P), UCLA	1973-74	Cowan, Larry (RB), Jackson St.	1982
Barnes, Pete (LB), So. University	1976-77	Crabtree, Eric (WR), Pittsburgh	1971
Barnes, Rodrigo (LB), Rice	1974-75	Crawford, Jim (RB), Wyoming	1960-64
Baty, Greg (TE), Stanford	1986	Creswell, Smiley (DE), Michigan St.	1985
Beach, Walter (DB), Central Mich.	1960-61	Cross, Bob (OT), Kilgore Jr. Col.	1960
Beaudoin, Doug (S), Minnesota	1976-79	Crouthamel, Jake (RB), Dartmouth	1960
Beer, Tom (TE), Houston	1970-72	Crow, Albert (DT), William & Mary	1960
Bell, Bill (K), Kansas	1973	Crump, George (DE), East Carolina	1982-83
Bellino, Joe (RB), Navy	1965-67	Crump, Harry (RB), Boston College	1963
Bennett, Phil (LB), Miami	1960	Cryder, Bob (OG), Alabama	1978-83
Berger, Ron (DE), Wayne State	1969-72	Cudzik, Walt (OC), Purdue	1960-63
Beverly, Randy (DB), Colorado St.	1970-71	Cunningham, Jay (DB), Bwl. Grm.	1965-67
Bischoff, Joe (OE), Richmond	1960	Cunningham, Sam (RB), USC	73-79, 81-82
Bishop, Richard (NT), Louisville	1976-81	Currier, Bill (DB), So. Carolina	1980
Black, Mel (LB), Eastern Illinois	1986	Cusick, Pete (NT), Ohio St.	1975
Blackmon, Don (LB), Tulsa	1981-86	Damkroger, Maury (LB), Nebraska	1974
Blahak, Joe (CB), Nebraska	1976	Danenbauer, Bill (DE), Emporia	1960
Blanchard, Dick (LB), Tulsa	1972	Davis, Jack (OG), Maryland	1960
Blanks, Sid (RB), Texas A&I	1969-70	Dawson, Bill (LB-TE-DE), Florida St.	1965
Bolton, Ron (DB), Norfolk St.	1972-75	Dawson, Lin (TE), N.C. State	1981-85
Boudreaux, Jim (DE), Louis. Tech	1966-68	Dee, Bob (DE), Holy Cross	1960-67
Bowman, Jim (S), C. Michigan	1985-86	Delucca, Gerry (OT), Mid. Tenn. St.	1960-64
Boyd, Greg (S), Arizona	1973	Dimitroff, Tom (QB), Miami (O)	1960
Boyd, Greg (DE), San Diego St.	1977-78	Disenzo, Tony (OT), Michigan St.	1960
Bradshaw, Morris (WR), Ohio St.	1982	Doig, Steve (LB), New Hampshire	1986
Bramlett, John (LB), Memphis St.	1969-70	Dombroski, Paul (DB), Linfield	1981-84
Briscoe, Marlin (WR), Nebraska (Omaha)	1976	Donnalley, Kevin (DB), N. Dakota St.	1981
Brock, Pete (C), Colorado	1976-86	Dorsey, Nate (DE), Mississippi Val.	1973
Brown, Barry (TE-LB), Florida	1969-70	Dowling, Brian (DB), Yale	1972-73
Brown, Bill E. (LB), Syracuse	1960	Dressler, Doug (RB), Chico St.	1975
Brown, Preston (WR), Vanderbilt	1980, 1982	Dukes, Mike (LB), Clemson	1964-65
Brown, Sidney (CB), Oklahoma	1978	DuLac, Bill (OG), Eastern Mich.	1974-75
Browning, Dave (DE), Washington	1983	Dumler, Doug (OC), Nebraska	1973-75
Brune, Fred (DB), Ohio St.	1960-62	Dupard, Reggie (RB), SMU	1986
Bryant, Hubie (WR), Minnesota	1971-72	Durko, Sandy (S), USC	1973-74
Buben, Mark (DL), Tufts	1979, 1981	Eason, Tony (QB), Illinois	1983-86
Bugenhagen, Gary (OT-G), Syracuse	1969-70	Edmonds, Randy (LB), Geo. Tech.	1971
Buoniconi, Nick (LB), Notre Dame	1962-68	Eisenbauer, Larry (DE), Boston College	1962-69
Burks, Steve (WR), Arkansas State	1975-77	Falcon, Terry (OG), Montana	1978-79
Burton, Ron (RB), Northwestern	1960-65	Fairchild, Paul (OG), Kansas	1984-86
Byrd, Dennis (DT), North Carolina St.	1968	Farmer, Lon (LB), Chattanooga	1964-66
Cagle, John (DT-LB-G), Clemson St.	1969	Feacher, Ricky (WR), Miss. Val. St.	1976
Calhoun, Don (RB), Kansas St.	1975-81	Feldhausen, Paul (OT), Northland	1968-69
Camarillo, Rich (P), Washington	1981-86	Felt, Dick (DB), Brigham Young	1962-66
Canale, Justin (OG), Mississippi St.	1965-68	Ferguson, Vagas (RB), Notre Dame	1980-82
Canale, Whit (DE), Tennessee	1968	Flick, Tom (QB), Washington	1982
Cappadona, Bob (RB), Northeastern	1966-67	Foreman, Chuck (RB), Miami (FL)	1980
Cappelletti, Gino (WR-K-DB), Minn.	1960-70	Fort, Ike (RB), Arkansas	1967-77
Carter, Allen (RB), USC	1975-76	Foster, Will (LB), E. Michigan	1973-74
Carter Kent (LB), USC	1974	Fox, Tim (S), Ohio St.	1976-81
Carwell, Larry (DB), Iowa St.	1969-72	Francis, Russ (TE), Oregon	1975-80
Cash, Rick (DT), N.E. Missouri	1972-73	Franklin, Tony (K), Texas A&M	1984-86
Cavanaugh, Matt (QB), Pittsburgh	1978-82	Fraser, Jim (LB-P), Wisconsin	1966
Caveness, Ron (LB), Arkansas	1968-69	Frazier, Charley (WR), Texas So.	1969-70
Chandler, Al (TE), Oklahoma	1976-79	Fryar, Irving (WR), Nebraska	1984-86
Chandler, Edgar (LB), Georgia	1973		
Chapple, Dave (P), Cal. (Santa Barbara)	1974		
Charles, John (DB), Purdue	1967-69		

Funchess, Tom (OT), Jack. St.	1968-70	Johnson, Preston (RB), Florida A&M ..	1968
Fussell, Tom (DE) LSU	1967	Jones, Cedric (WR), Duke	1982-86
Gallagher, Allen (OT), USC	1974	Jones, Ezell (OT), Minnesota	1969-70
Gamble, R.C. (RB), So. Car. St.	1968-69	Jordan, Shelby (OT), Wash. (Mo.) ..	1975-77-82
Gardin, Ron (WR), Arizona	1971	Kadziel, Roin (LB), Stanford	1972
Garrett, Carl (RB), N. Mex. High ..	1969-72	Kapp, Joe (QB), California	1970
Garrett, J.D. (RB), Grambling	1964-67	Kecman, Dan (LB), Maryland	1970
Garron, Larry (RB), Western Illinois	1960-68	Keeton, Durwood (S), Oklahoma ..	1975
Geddes, Bob (LB), UCLA	1973-75	Kerrigan, Mike (QB), Northwestern	1983-84
Germany, Willie (S), Morgan St.	1976	Khayat, Ed (DT), Tulane	1966
Gibson, Ernest (CB), Furman	1984-86	Kimber, Bill (OE), Florida St.	1961
Gillen, John (LB), Illinois	1983	Kiner, Steve (LB), Tennessee	1971, 73
Gipson, Paul (RB), Houston	1973	King, Claude (RB), Houston	1962
Gladieux, Bob (RB), Notre Dame ..	1969-72	King, Steve (LB), Tulsa	1973-81
Glenn, Vencie (DB), Indiana State ..	1986	Klein, Dick (OT), Iowa St.	1961-62
Gogolak, Charlie (K), Princeton ..	1970-72	Knief, Gayle (WR), Morningside ..	1970
Golden, Tim (LB), Florida	1982-84	Koontz, Ed (LB), Calamba	1968
Golic, Bob (LB), Notre Dame	1979-81	Krakau, Merv (LB), Iowa St.	1978
Gonzalez, Noe (RB), SW Texas St. ..	1974	Kuehn, Art (OC), UCLA	1983
Graff, Neil (QB), Wisconsin	1974-75	Larson, William (RB), Western Illinois	1960
Graham, Art (WR), Boston College ..	1963-68	Lasifer, Ike (DE), St. Augustine's ..	1970-71
Graham, Milt (OT), Colgate	1961-63	Lawson, Odell (RB), Langston	1970-71
Graves, White (DB), LSU	1965-67	Lee, John (DE), Nebraska	1981
Gray, Leon (OT), Jackson St.	1973-78	Lee, Keith (DB), Colorado St.	1981-84
Green, Jerry (RB), Georgia Tech	1960	Lee, Robert (G), Missouri	1960
Greene, Tom (QB), Holy Cross	1960	Lenkatis, Bill (C), Penn St.	1971-81
Grogan, Steve (QB), Kansas St.	1975-86	Leo, Bobby (WR), Harvard	1967-68
Hagen, Halvor (G-DE), Weber St.	1971-72	Leo, Charlie (OG), Indiana	1960-62
Hiaggerty, Mike (OT-DE), Miami	1971	Lindquist, Paul (DT), New Hampshire	1961
Haley, Darryl (OG), Utah	1982-84, 86	Lingner, Adam (OL), Illinois	1986
Hall, Ron (DB), Missouri Valley	1961-67	Lippett, Ronnie (DB), Miami (FL) ..	1983-86
Hamilton, Ray (DE), Oklahoma	1973-81	Livingston, Walt (RB), Heidelberg ..	1960
Hammond, Kim (QB), Florida St.	1968-70	Lofton, Oscar (OE), S.E. Louisiana ..	1960
Hannah, John (OG), Alabama	1973-85	Long, Charlie (OT), Chattanooga ..	1961-69
Hanneman, Craig (DE), Oregon St.	1974-75	Long, Mike (OE), Brandeis	1960
Hare, Eddie (P), Tulsa	1979	Lott, Billy (RB), Mississippi	1961-63
Harris, Marshall (DE), TCU	1983	Loudd, Rommie (LB), UCLA	1961-62
Harris, Rickie (DB), Arizona	1971-72	Loukas, Angelo (G), Northwestern ..	1970
Hartley, Ken (P), Calamba	1981	Lowery, Nick (K), Dartmouth	1978
Hasselbeck, Don (TE), Colorado	1977-83	Lunsford, Mel (DE), Central (O.) St.	1973-80
Hauser, Art (DT), Xavier	1960	Maitland, Jack (RB), Williams	1971-72
Hawkins, Mike (OLB), Texas A&I	1978-81	Mallory, Irvin (DB), Virginia Union ..	1971
Hawthorne, Greg (WR-RB), Baylor ..	1984-86	Mangum, John (DT), S. Mississippi ..	1966-67
Hayman, Conway (OG), Delaware	1972	Marion, Fred (DB), Miami, (FL)	1982-86
Haynes, Mike (CB), Arizona St.	1976-82	Marsh, Aaron (WR), Eastern KY.	1968-69
Henke, Karl (OT), Tulsa	1969	Marshall, Al (WR), Boise St.	1974
Hennessey, Tom (DB), Holy Cross	1965-66	Martin, Donald (CB), Yale	1973
Henson, Luther (NT), Ohio St.	1982-84	Mason, Dave (S), Nebraska	1973
Herrock, Ken (LB), West Virginia	1969	Massey, Jim (CB), Linfield	1974-75
Herron, Mack (RB), Kansas St.	1973-75	Mass, Wayne (OT), Miami	1972
Hinton, Eddie (WR), Oklahoma	1974	Matich, Trevor (OC), Brigham Young	1985-86
Hodge, Milford (DE), Washington State	1986	Matthews, Bill (LB), So. Dak. St.	1979-81
Hoey, George (DB), Michigan	1972-73	Matthews, Henry (RB), Michigan St. ..	1972
Holloway, Brian (OT), Stanford	1981-86	May, Art (DE), Tuskegee	1971
Holmes, Ernie (NT), Texas Southern ..	1978	McAlister, James (RB/KR), UCLA	1978
Howard, Bob (CB), San Diego St.	1975-77	McCall, Bob (RB), Arizona	1973
Huarte, John (QB), Notre Dame	1966-67	McComb, Don (DE), Bradley	1960
Hubach, Mike (P), Kansas	1980-81	McCray, Prentice (S), Arizona St.	1974-80
Hudson, Bill (DT), Clemson	1965	McCurry, Dave (S), Iowa St.	1974
Hunt, Jim Lee (DT), Prairie View	1961-71	McDougald, Doug (DE), VPI	1980
Hunt, Kevin (OT), Doane	1973	McGee, George (OT), Southern	1960
Hunt, Sam (LB), S.F. Austin	1974-79	McGee, Tony (DE), Bishop (Tex.) ..	1974-81
Hyland, Bob (OC), Boston College	1977	McGraw, Lawrence (LB), USC	1980, 1982-86
Ilg, Ray (LB), Colgate	1967-68	McKay, Bob (OT), Texas	1976-78
Imhof, Martin (DE), San Diego St.	1975	McKinnon, Don (LB), Dartmouth	1963-64
Ingram, Brian (LB), Tennessee	1982-85	McMahon, Art (DB), N. Carolina St.	1968-72
Ivory, Horace (RB), Oklahoma	1977-81	McQuay, Leon (RB), Tampa	1975
Jackson, Harold (WR), Jackson St.	1978-81	McSwain, Rod (CB), Clemson	1984-86
Jackson, Honor (DB), Pacific	1972-73	Meader, Ed (LB), Boston University ..	1965
Jacobs, Harry (DE-LB), Bradley	1960-62	Mildren, Jack (S), Oklahoma	1974
Jacobs, Ray (DT), Howard Payne	1969	Miller, Al (RB), Boston College	1960
Jagielski, Harry (DT), Indiana	1960-61	Miller, Dan (K), Miami, Fl.	1982
James, Craig (RB), SMU	1984-86	Mirich, Rex (OT), Northern Arizona ..	1970
James, Roland (DB), Tennessee	1980-86	Mitchell, Leroy (DB), Texas Southern	1967-68
Janik, Tom (DB-P), Texas A&I	1969-71	Monter, Mike (OT), Colorado	1969-72
Jarvis, Ray (WR), Norfolk St.	1979	Moore, Arthur (DT), Tulsa	1973-77
Jenkins, Ed (RB), Holy Cross	1974	Moore, Leroy (DE), Ft. Valley St.	1961-62
Johnson, Andy (RB), Georgia	1974-76, 78-81	Moore, Steve (OT), Tenn St.	1983-86
Johnson, Billy (DB), Nebraska	1966-69	Morgan, Stanley (WR), Tennessee	1977-86
Johnson, Daryl (DB), Morgan St.	1968-71	Morris, Guy (OC), Texas Christian ..	1984-86
Johnson, Ellis (RB), S.E. Louisiana ..	1965-66	Morris, Jon (OC), Holy Cross	1964-74
Johnson, Joe (OE), Boston College	1960-61	Mossier, John (TE), Kansas	1973
		Moss, Roland (TE), Toledo	1971
		Murphy, Bill (WR), Cornell	1968

Nance, Jim (RB), Syracuse 1965-71
 Neighbors, Billy (OG), Alabama 1962-65
 Nelson, Steve (LB), N. Dakota St. 1974-86
 Neumann, Tom (RB), Northern Michigan 1963
 Neville, Tommy (OT), Mississippi 1965-77
 Nichols, Bob (TE), Boston University 1967-68

 Oakes, Don (OT), Virginia Tech 1963-68
 O'Hanley, Ross (DB), Boston College 1960-65
 Osley, Willie (CB), Illinois 1974
 Outlaw, John (DB), Jackson St. 1969-72
 Owen, Tom (QB), Wichita St. 1976-81
 Owens, Dennis (NT), N. Carolina St. 1982-86

 Parilli, Babe (QB), Kentucky 1961-67
 Patrick, Mike (P), Mississippi St. 1975-78
 Patton, Jerry (DE), Nebraska 1975
 Pennywell, Carlos (WR), Grambling 1978-81
 Peoples, George (RB), Auburn 1983
 Perkins, Willis (OG), Texas Southern 1961
 Philpott, Ed (LB), Miami (O) 1967-71
 Philips, Jess (RB), Michigan St. 1976-77
 Plunkett, Art (OT), Las Vegas-Nev. 1985
 Plunkett, Jim (QB), Stanford 1971-75
 Pope, Ken (CB), Oklahoma 1974
 Porter, Willie (DB), Texas Southern 1968
 Posey, David (K), Florida 1978
 Prestidge, Luke (P), Baylor 1984
 Price, Kenny (LB), Iowa 1971
 Proffit, Eugene (DB), Yale 1986
 Pruett, Perry (DB), North Texas St. 1971
 Puetz, Garry (OG), Valparaiso 1979-81
 Purvis, Vic (WR), S. Mississippi 1966-67
 Pyne, George (OT), Olivet 1965

 Rademacher, Bill (WR), N. Mich. St. 1969-70
 Ramsey, Derrick (TE), Kentucky 1983-85
 Ramsey, Tom (QB), UCLA 1985-86
 Ratkowski, Ray (RB), Notre Dame 1961
 Ray, Eddie (RB-P), LSU 1970
 Reilly, Kevin (LB), Villanova 1975
 Rembert, Johnny (LB), Clemson 1983-86
 Reynolds, Bob (OT), Bowling Green 1972-73
 Reynolds, Ed (LB), Virginia 1983-86
 Reynolds, Tom (WR), San Diego St. 1972
 Richardson, Al (DE), Grambling 1960
 Richardson, Jesse (DT), Alabama 1962-64
 Richardson, Tom (WR), Jackson St. 1969-70
 Robinson, Bo (RB), W. Texas St. 1984
 Robinson, Rex (K), Georgia 1982
 Robotti, Frank (LB-RB), Boston College 1961
 Rogers, Doug (DE), Stanford 1984
 Romaniszyn, Jim (LB), Edinboro St. (PA) 1976
 Romeo, Tony (TE), Florida St. 1962-67
 Romine, Al (DB), Florence St. 1961
 Rowe, Dave (DT), Penn St. 1971-73
 Rucker, Reggie (WR), Boston Univ. 1971-74
 Rudolph, Jack (LB), Georgia Tech 1960-65
 Ruth, Mike (NT), Boston College 1986

 Sanders, John (S), South Dakota 1974-76
 Sanford, Rick (FS), South Carolina 1979-84
 Sardisco, Tony (OG), Tulane 1960-62
 Satcher, Doug (LB), S. Mississippi 1966-68
 Scarpito, Bob (WR-P), Notre Dame 1968
 Schaum, Greg (DE), Michigan St. 1978
 Schmidt, Bob (OT), Minnesota 1964
 Schottenheimer, Marty (LB), Pittsburgh 1969-70
 Schubert, Steve (WR), Massachusetts 1974
 Schwedes, Gerhard (RB), Syracuse 1960-61
 Scott, Clarence (DB), Morgan St. 1969-72
 Scott, Willie (TE), South Carolina 1986
 Sellers, Ron (WR), Florida St. 1969-71
 Sherman, Tom (QB-DB), Penn St. 1968-69
 Shiner, Dick (QB), Maryland 1973-74
 Shoate, Rod (LB), Oklahoma 1975-81
 Shonta, Chuck (DB), E. Michigan 1960-67
 Simerson, John (OT), Purdue 1961
 Sims, Ken (DE), Texas 1982-86
 Singer, Carl (OT), Purdue 1966-68
 Smith, Connell (DE), Southern Univ. 1973-74
 Smith, Hal (DT), UCLA 1960
 Smith, John (K) Southampton (Eng.) 1974-83
 Smith, Ricky (DB), Alabama St. 1982-84
 Snyder, Al (WR), Holy Cross 1964
 Solitis, Bob (DB), Minnesota 1960-61
 Songin, Ed (Butch) (QB), B.C. 1960-61
 Spears, Ron (DE), San Diego St. 1982-83

 Starring, Stephen (WR),
 McNeese St. 1983-86
 Steinfert, Fred (K), Boston College 1983
 Stenger, Brian (LB), Notre Dame 1973
 Stephens, Tom (DB-TE), Syracuse 1960-64
 Stingley, Darryl (WR), Purdue 1973-77
 St. Jean, Lennie (OG), N. Michigan 1964-73
 Stolberg, Eric (WR), Indiana 1971
 Striegel, Bill (LB), College of Pacific 1960
 Studstill, Pat (P), Houston 1972
 Sturt, Fred (G), Bowling Green 1976-78
 Such, Bob (DB), Michigan St. 1963
 Swanson, Terry (P), Massachusetts 1967-68
 Sweet, Joe (WR), Tennessee St. 1974
 Sykes, Alfred (WR), Florida A&M 1971

 Taliaferro, Mike (QB), Illinois 1968-71
 Tanner, John (LB-DE), Tenn. Tech. 1973-74
 Tarver, John (RB), Colorado 1972-74
 Tatupu, Mosi (RB), S. California 1978-86
 Taylor, Greg (RB), Virginia 1982
 Thomas, Ben (DE), Auburn 1985
 Thomas, Donnie (LB), Indiana 1976
 Thomas, Gene (RB), Florida A&M 1968
 Tippett, Andre (LB), Iowa 1982-86
 Tipton, Dave (NT), Western Illinois 1975-76
 Toler, Ken (WR), Mississippi 1981-82
 Toner, Ed (DT), Massachusetts 1967-70
 Towns, Bobby (DB), Georgia 1961
 Trull, Don (QB), Baylor 1967
 Turner, Bake (WR), Texas Tech 1970

 Van Eeghen, Mark (RB), Colgate 1982-83
 Vataha, Randy (WR), Stanford 1971-76
 Veris, Garin (DE), Stanford 1985-86
 Virkus, Scott (DE), San Fran. City Col. 1984

 Walker, Mike (K), None 1972
 Washington, Clyde (DB), Purdue 1960-61
 Washington, Mark (CB), Morgan St. 1979
 Watson, Dave (G), Georgia Tech 1963-64
 Weathers, Clarence (WR),
 Delaware St. 1983-84
 Weathers, Robt. (RB), Arizona St. 1982-86
 Webb, Don (DB), Iowa St. 1961-71
 Webster, George (LB), Michigan St. 1974-76
 Weisacosky, Ed (LB), Miami 1971-72
 Weisuhnn, Clayton (LB), Angelo St. 1982-84, 86
 Welch, Claxton (RB), Oregon 1973
 Wells, Billy (RB), Michigan St. 1960
 West, Mel (DB), Missouri 1961
 Westbrook, Don (WR), Nebraska 1977-81
 Whalen, Jim (TE), Boston College 1965-69
 Wheeler, Dwight (OT), Tennessee St. 1978-83
 White, Harvey (QB), Clemson 1960
 White, Jeff (K-P), Texas El Paso 1973
 White, Jim (DE), Colorado St. 1972
 Whittingham, Fred (LB), California Poly 1970
 William, J.R. (LB-C) La. Tech 1968-70
 Williams, Brent (DE), Toledo 1986
 Williams, Brian (TE), Southern 1982
 Williams, Brooks (TE), N. Carolina 1983
 Williams, Derwin (WR), New Mexico 1985-86
 Williams, Ed (LB), Texas 1984-86
 Williams, Jon (RB), Penn St. 1984
 Williams, Lester (NT), Miami (FL) 1982-85
 Williams, Toby (DE), Nebraska 1983-86
 Wilson, Darrell (DB), Conn. 1981
 Wilson, Ed (QB), Arizona St. 1965
 Wilson, Darryl (WR), Tennessee 1983
 Wilson, Jerrel (P), S. Mississippi 1978
 Wilson, Joe (RB), Holy Cross 1974
 Windsor, Bob (TE), Kentucky 1972-75
 Wirgowski, Dennis (DE), Purdue 1970-72
 Witt, Mel (DT), Arlington State 1967-70
 Wooten, Ron (OG), N. Carolina 1982-86
 Wright, Elmo (WR), Houston 1975

 Yates, Bob (OT-G-C), Syracuse 1960-65
 Yewcic, Tom (P-QB), Michigan St. 1961-66

 Zabel, Steve (LB), Oklahoma 1975-78
 Zamberlin, John (LB), Pac. Lutheran 1979-82
 Zendejas, Joaquin (K), LaVerne (CA) 1983

HISTORICAL HIGHLIGHTS

1959

- Nov. 16 American Football League's eighth and final franchise is awarded to William H. Sullivan, Jr.
- Nov. 22 Northwestern RB Ron Burton is selected as first draft choice and Syracuse RB Gerhardt Schwedes is made first territorial choice.

1960

- Feb. 8 Lou Saban is appointed first head coach.
- Feb. 20 As the result of a public contest, the team nickname of Patriots is chosen. The Patriots also announce that the team colors will be red, white and blue.
- April 1 Boston University Field is named as the Patriots' first home.
- April 2 Patriots become first pro team in history to issue public stock.
- April 19 Uniformed Patriot centering football (creative work of Boston—Worcester cartoonist Phil Bissell) is adopted as team logo.
- July 4 Team opens first training camp at UMass, 350 players attend.
- July 30 In the AFL's first ever preseason game, Patriots defeat Buffalo 28-7 at War Memorial Stadium. Patriots DE Bob Dee recovered fumble for the league's first TD.
- Aug. 14 Patriots play their first home game ever at Harvard Stadium, a 24-14 loss to the Dallas Texans before 11,000 fans.
- Sept. 9 In their first regular season game, the Patriots open with a 13-10 loss to Denver at B.U. Field before a crowd of 21,597.
- Sept. 16 DB Chuck Shonta recovered a fumble on the final play of the game and ran for a TD to give the Patriots their first win ever by a 28-24 margin over the N.Y. Titans at the Polo Grounds in New York.

1963

- Oct. 11 Patriots play their first game in Fenway Park and beat Oakland, 20-14.
- Dec. 28 With a 26-8 victory over Buffalo, the Patriots win the AFL's Eastern Division title in the league's only playoff game ever held.

1964

- Jan. 5 Lost AFL title game, 51-10, to the Chargers at San Diego.

1970

- April 4 Foxboro selected as new site of Patriots' home.

1971

- Mar. 22 Team is renamed New England Patriots.
- Aug. 15 Sullivan Stadium, at the time known as Schaefer Stadium, is dedicated with Patriots first game there. Gino Cappelletti kicked a 36-yard FG for the first points scored in the stadium as the Patriots topped the NY Giants, 20-14, before 60,423 fans.

1972

- Feb. 17 Made financial history by paying first cash dividend of 15 cents per share.

1973

- Jan. 26 Chuck Fairbanks is named head coach and general manager.

1975

- Nov. 7 President William H. Sullivan, Jr. became the first majority owner in club history when he purchased additional voting stock to give him 88 per cent of the franchise's voting stock.

1976

- July 10 Patriots open their training camp for the first time at Bryant College in Smithfield, RI after spending the summers of 1969-75 at UMass/Amherst.
- Dec. 8 Non-voting stockholders approve offer of \$15 per share made by Billy Sullivan to purchase all non-voting stock.
- Dec. 18 Lost AFC wild card playoff game to the eventual Super Bowl Champion Oakland Raiders, 24-21, in the final ten seconds of play.

1977

- Aug. 20 Work completed on installation of new surface (Super Turf) in Sullivan Stadium.

1978

- Sept. 3 Mrs. William H. (Mary M.) Sullivan, Jr. elected to the Patriots Board of Directors.
- Dec. 10 Patriots clinch their first outright divisional championship in the club's history with a last minute 26-24 victory over Buffalo at Foxboro.
- Dec 31 Patriots lose 31-14 to Houston in first playoff game ever played in Foxboro.

1979

- April 2 Patriots announce that Head Coach and General Manager Chuck Fairbanks has been released from his contract to assume duties as Head Football Coach at the University of Colorado.
- April 6 Francis "Bucko" Kilroy named as the new general manager and former Patriots' offensive coordinator Ron "Fargo" Erhardt named as head coach.
- July 13 Patriots' Vice President Charles W. "Chuck" Sullivan is promoted to Executive Vice President of the club.
- Sept. 3 Former Patriots' wide receiver Darryl Stingley is named Executive Director of Player Personnel.
- Oct. 23 Jeanne Sullivan McKeigue is elected as member of the club's Board of Directors.
- Dec. 16 Patriots close out 1979 regular season with 27-23 victory over Minnesota. Harold Jackson (1,013) and Stanley Morgan (1,002) become first Patriot players ever to transcend 1,000-yard season receiving mark.

1980

- Feb. 25 Paul Sonnabend resigns as Executive Director of the NFL Management Council and is appointed as Vice President and a member of the Board of Directors of the Patriots.
- April 8 William H. "Billy" Sullivan, Jr., President of the Patriots, is re-elected as Chairman of the Board of NFL Properties.

1981

- Nov. 29 FB Sam Cunningham, with 35 yards on nine carries against St. Louis at Foxboro, surpasses Jim Nance (5,323 yards on 1,323 carries) as the Patriots' all-time career rushing leader.

1982

- Jan. 15 Ron Meyer, Head Coach at SMU from 1976-81, is named the eighth Head Coach in club history.

1983

- Jan. 8 In their first playoff appearance since 1978, the Patriots lose to the eventual AFC Champion Miami Dolphins at the Orange Bowl, 28-13.
- Feb. 16 General Manager Bucko Kilroy is promoted to the position of Vice President and Patrick Sullivan, Assistant General Manager for four years, is named General Manager.
- May 17 William F. Finucane and Jeannette Allen Keefe are elected to the Patriots' Board of Directors.
- May 23 Schaefer Stadium is renamed Sullivan Stadium in honor of the founder and driving force behind the Patriots franchise, William H. "Billy" Sullivan, Jr.
- June 29 Sullivan Stadium is officially re-dedicated and the Boston Pops performs a concert in the stadium that is open free-of-charge to the public.

1984

- June 1 The Patriots organize a Fan Advisory Board, a group of season ticket holders who will help advise the Patriots on how to make Sullivan Stadium a more exciting and more pleasant place to bring a family to watch an NFL game.
- June 5 In the first-ever NFL Supplemental Draft, the Patriots selected slotback Ricky Sanders of the Houston Gamblers, running back Eric Jordan of the Oakland Invaders and quarterback Walter Lewis of the Memphis Showboats.
- Aug. 10 Work on a new turf, SuperTurf, is completed on the field. It is the second time that surface has been used at Sullivan Stadium. The original SuperTurf was installed in 1977.
- Oct. 25 Hall of Fame pass receiver Raymond Berry is named the head coach of the Patriots, replacing Ron Meyer. Berry, a former Patriots assistant coach, becomes the team's ninth head coach.

1985

- July 26 Patrick J. Sullivan, William H. Sullivan III and Mrs. Nancie Chamberlain are elected to the Patriots' Board of Directors.
- Oct. 13 Raymond Clayborn establishes a new team record for consecutive starts by starting his 111 straight game. Ray Hamilton had the old mark of 110, done from September 16, 1973 to October 26, 1980. (Clayborn's streak started on September 3, 1978. He ended the season with 121). Clayborn celebrated the record-setting day by scoring his first pro interception touchdown (27 yards).
- Dec. 28 The Patriots defeated the New York Jets, 26-14, at Giants Stadium (East Rutherford, N.J.) in the AFC Wildcard game. With the victory the Patriots win their first NFL playoff game (The Patriots had an 0-3 NFL playoff record prior to the game).

1986

- Jan. 12 The Patriots beat the Miami Dolphins, 31-14, thus winning the AFC Championship. In doing so, the Patriots ended an 18-game losing streak at the Orange Bowl. It was also only the second time the Patriots won at the Orange Bowl (1966 was the other time).
- Jan. 26 The Patriots play in Super Bowl XX, going against the Chicago Bears in the Louisiana Superdome in New Orleans. The Bears win the game, 46-10. The game, shown on NBC-TV, was the third-rated Super Bowl with a 48.3 rating and a 70 share (one rating point represents 859,000 TV households; a share is the percentage of sets in use). Only the 1982 and 1983 Super Bowls had higher ratings. It was the most widely-watched TV show ever—with 127 million viewers (topping the previous high of 121,600,000 who watched the final MASH show of February 28, 1983). The previous high Super Bowl in terms of viewers was Super Bowl XIX between the 49ers and the Dolphins (115,880,000). Also, 300 million people in China watched the game on tape delay.
- Jan. 27 Defensive end Julius Adams retires after 15 years (all with the Patriots). Adams, the team's number two draft choice in 1971 out of Texas Southern, was the oldest active defensive lineman in the league at age 37 when he retired. He started the final 12 games of the regular season, and all four post-season games in 1985. He has the club record for games played with 196 (John Hannah follows with 186).
- June 30 John Hannah, who was selected to the Pro Bowl a team record nine times (next nearest on team, six), announces his retirement from the game. Second in the team's record book for games played with 183 (Julius Adams has lead with 196), the standout offensive guard had been selected to the All-NFL 25-year team (from 1960-84).
- June 12 Coach Raymond Berry, who led the Patriots to the AFC Championship and Super Bowl XX in his first full season as the team's head coach, signs new five-year contract.
- Sept. 7 1985 AFC Championship banner raised at Sullivan Stadium in pre-game ceremony (prior to opening game vs. Indianapolis Colts). The banner is 10 feet wide and 15 feet long. Mr. William H. Sullivan, Jr. is joined by the governors from each of the New England states.
- Sept. 21 QB Tony Eason throws for team record 414 yards (400 previous record, done by Vito 'Babe Parilli in 1964). The Patriots lost to Seattle, 38-31, in the game played in Foxboro. Eason was 26 of 45 with three TDs and no interceptions.
- Nov. 11 Robert P. Walker named President-Chief Executive Officer of the Stadium Management Corp. (SMC).
- Dec. 7 WR Stanley Morgan establishes a new team record for catches in one season with his 67th catch of the season (had five catches in the day). Morgan, who finished the season with 84 catches, broke Derrick Ramsey's previous mark of 66 catches, done in 1984.
- Dec. 31 NEP Partners purchase a three-year option to buy the Patriots.

FOR THE RECORD...

The best start for the Patriots came in 1974 when the team won its first five games (worst was in 1969 when team lost first seven). The best finish for the Patriots came in 1976 when the team won six in a row (worst finish was in 1981 when the team lost their final nine games).

PATRIOTS IN PRO BOWL GAMES

The Patriots have supplied 113 players to the Pro Bowl/AFL All-Star Game. John Hannah (9) has the most appearances.

1960 (0)

No game played

1961 (7)

LB Tom Addison (1)
DB Fred Bruney (1)
DB Gino Cappelletti (1)
DE Bob Dee (1)
HB Larry Garron (1)
OT Jim Hunt (1)
OG Charlie Leo (1)

1962 (6)

LB Tom Addison (2)
DB Fred Bruney (2)
DE Larry Eisenhauer (1)
WR Jim Colclough (1)
DB Dick Felt (1)
OT Charlie Long (1)

1963 (11)

LB Tom Addison (3)
DT Houston Antwine (1)
LB Nick Buoniconti (1)
WR Gino Cappelletti (2)
DE Bob Dee (2)
DE Larry Eisenhauer (2)
FB Larry Garron (2)
DB Ron Hall (1)
OG Charlie Long (2)
OG Billy Neighbors (1)
QB Babe Parilli (1)

1964 (9)

LB Tom Addison (4)
DT Houston Antwine (2)
LB Nick Buoniconti (2)
WR/K Gino Cappelletti (3)
DE Bob Dee (3)
DE Larry Eisenhauer (3)
RB Larry Garron (3)
OC Jon Morris (1)
QB Babe Parilli (2)

1965 (4)

DT Houston Antwine (3)
LB Nick Buoniconti (3)
DE Bob Dee (4)
OC Jon Morris (2)

1966 (11)

DT Houston Antwine (4)
LB Nick Buoniconti (4)
WR/K Gino Cappelletti (4)
DE Larry Eisenhauer (4)
DT Jim Hunt (2)
OC Jon Morris (3)
FB Jim Nance (1)
OT Tom Neville (1)
QB Babe Parilli (3)
DB Chuck Shonta (1)
OG Len St. Jean (1)

1967 (7)

DT Houston Antwine (5)
LB Nick Buoniconti (5)
RB Larry Garron (4)
DT Jim Hunt (3)
OC Jon Morris (4)
FB Jim Nance (2)
OT Don Oakes (1)

1968 (5)

DT Houston Antwine (6)
WR/K Gino Cappelletti (5)
CB Leroy Mitchell (1)
OC Jon Morris (5)

OT Tom Neville (2)

1969 (6)

RB Carl Garrett (1)
DT Jim Hunt (4)
OC Jon Morris (6)
WR Ron Sellers (1)
QB Mike Taliaferro (1)
S Don Webb (1)

1970 (1)

OC Jon Morris (7)

1971-75 (0)

None

1976 (4)

TE Russ Francis (1)
OT Leon Gray (1)
OG John Hannah (1)
CB Mike Haynes (1)

1977 (2)

TE Russ Francis (2)
CB Mike Haynes (2)

1978 (5)

FB Sam Cunningham (1)
TE Russ Francis (3)
OT Leon Gray (2)
OG John Hannah (2)
CB Mike Haynes (3)

1979 (3)

OG John Hannah (3)
CB Mike Haynes (4)
WR Stanley Morgan (1)

1980 (7)

DE Julius Adams (1)
FS Tim Fox (1)
OG John Hannah (4)
CB Mike Haynes (5)
WR Stanley Morgan (2)
LB Steve Nelson (1)
PK John Smith (1)

1981 (1)

OG John Hannah (5)

1982 (2)

OG John Hannah (6)
CB Mike Haynes (6)

1983 (5)

P Rich Camarillo (1)
CB Ray Clayborn (1)
RB Tony Collins (1)
OG John Hannah (7)
OT Brian Holloway (1)

1984 (4)

OG John Hannah (8)
OT Brian Holloway (2)
LB Steve Nelson (2)
LB Andre Tippett (1)

1985 (8)

CB Ray Clayborn (2)
Ret Irving Fryar (1)
OG John Hannah (9)
OT Brian Holloway (3)
RB Craig James (1)
FS Fred Marion (1)
LB Steve Nelson (3)
LB Andre Tippett (2)

1986 (5)

CB Raymond Clayborn (3)
K Tony Franklin (1)
WR Stanley Morgan (3)
SpT Mosi Tatupu (1)
LB Andre Tippett (3)

NOTE: The number shown in parentheses indicates the number of appearances in Pro Bowl play. From 1960-70, Patriots players played in the AFL All-Star Game prior to joining the NFL Pro Bowl competition in 1971. The year indicates the season in which the player was selected for Pro Bowl participation, but the game itself is played in the following January or February. For example, players selected in the 1986 season played in the 1987 Pro Bowl.

PATRIOTS' RADIO NETWORK



CURT GOWDY

JON MORRIS

Legendary announcer Curt Gowdy joins former Patriots center Jon Morris in the radio booth in 1987, as WHDH radio 850 AM embarks on the first year of a four-year contract as the flagship station of the Patriots' Radio Network. Gowdy will handle the play-by-play, while Morris will provide color commentary and analysis.

Gowdy's voice is familiar to just about anyone who has seen or heard a major sporting event on television or radio. During a broadcast career that began in 1944, Gowdy has been the play-by-play voice of 16 World Series, 12 Rose Bowls, eight Super Bowls and seven Olympic Games. Gowdy, who has worked for each of the three major television networks, also served as host of ABC-TV's long-running "American Sportsman" series, which received six Emmy Awards, and was named the nation's top sportscaster seven times. He is even more well-known to New England listeners, who heard him call Boston Red Sox baseball games over WHDH radio from 1951-1965.

Morris was the Patriots' fourth-round draft choice in 1964 after a standout college career at Holy Cross. The Patriots' Rookie Of The Year in 1964, he played in 131 games as a Patriot from 1964-74 before being traded to Detroit in 1975. He was named the Lions' MVP in 1977 and played his final year in the NFL with the Chicago Bears in 1978. Morris began his broadcast career as color commentator on the Patriots' radio broadcasts in 1979.

The Patriots' Radio Network, headed by flagship station WHDH, is comprised of 38 stations. The network, which began forming upon the signing of the four-year contract, carries each Patriots' preseason and regular-season contest.

As of June 1, 1987, the network includes the following affiliates:

MAINE

WZON
WKXA
WDME
WABK
WLAM
WGAN
WRKD
WQMR
WTVL

Bangor
Brunswick
Dover-Foxcroft
Gardner
Lewiston
Portland
Rockland
Skowhegan
Waterville

NEW HAMPSHIRE

WBRL
WTSV
WMWV
WFTN
WEMJ
WGIR
WHEB
WWNH

Berlin
Claremont
Conway
Franklin
Laconia
Manchester
Portsmouth
Rochester

CONNECTICUT

WLIS
WINY
WNTY

Old Saybrook
Putnam
Southington

MASSACHUSETTS

WTTT
WSAR
WCIB
WFGL
WGAM
WHAU
WLLH
WLLH
WBSM
WUPE
WSPR
WARE
WORC
WHDH

Amherst
Fall River
Falmouth
Fitchburg
Greenfield
Haverhill
Lawrence
Lowell
New Bedford
Pittsfield
Springfield
Ware
Worcester
Boston

RHODE ISLAND

WHJJ
WWON

Providence
Woonsocket

VERMONT

WKVT
WHWB
WDEV

Brattleboro
Rutland
Waterbury

A UNIQUE FUNDING TRIANGLE

In our quest to improve the quality of life for Boston's youth, the Boys and Girls Clubs of Boston depend heavily on the generosity of others. The Frito-Lay, Inc. is a prime example of an advocate of the Clubs via an imaginative funding triangle thanks to the New England Patriots.

Here's how it works. As the Patriots score points, Frito-Lay scores for the children of Boston, donating \$100 to the Boys and Girls Clubs for each point! During last season the Patriots scored 532 points, making Frito-Lay's 1986 total donation \$53,200 and bringing the grand total to \$488,800 since the program's inception in 1976. Throughout the country and, of course, in Boston, businessmen, parents, and the community at large hail this program as one of the most creative charitable donations in existence.

The funds are designated for a very special purpose...the Boys and Girls Clubs-Frito-Lay Tutorial Assistance Program (known as the Frito-Lay TAP). This education program directly serves over 1,000 children in each of three Clubhouses. Counselors and tutors reinforce school work, stressing the importance of a well-rounded education. Like the athlete, the student is taught to work daily to improve his skills. Each youngster's individual needs determine the type of supplemental training he or she receives. Some require help in vocabulary and reading. Others lack sufficient mathematics skills. Still others reap the benefits of science instruction through practical lessons at the Museum of Science.

The TAP program provides a strong base for the educational and emotional development of our inner-city kids. Frito-Lay puts their money where it counts, where it will do something positive for our children, and thus, for our community. Since 1976, the Boys and Girls Clubs of Boston has annually turned to Frito-Lay for assistance in meeting our large financial challenges. Just as regularly, Frito-Lay has been there.

For eleven years, Frito-Lay has also supported the Clubs Annual Awards Dinner in the Charlestown, Roxbury, and South Boston communities. These events focus on the outstanding leadership and achievements of our individual members. Recognition supported by Frito-Lay is especially important for our children.

For eleven years, Frito-Lay has stood behind our Tri-Club Program, designed to encourage an atmosphere of harmony, understanding, and productive interaction between girls and boys of all races and religions.

For ten years, Frito-Lay has supported the World of Work Program, designed to help unemployed inner-city teenagers become successful members of the work force.

**FOR ELEVEN YEARS,
FRITO-LAY HAS BEEN A VERY GOOD FRIEND.**

Thank you, Frito-Lay.

SINCE 1893
BOYS AND GIRLS CLUBS OF BOSTON


Frito-Lay and the Patriots team up for a better Boston.

Frito-Lay, Inc., maker of
LAY'S® and RUFFLES® brand
potato chips, donates \$100
to the Boys and Girls Clubs
of Boston for each point
scored this season.



Challenge
For Children

SULLIVAN STADIUM



May 23rd, 1983 was the date that the facility that was once known as Schaefer Stadium had a change of name to Sullivan Stadium.

It was part of a long-term, multi-million dollar marketing agreement between Anheuser-Busch, Inc. and Stadium Management Corporation (SMC) that the former Schaefer Stadium took a new and well-deserved name.

At that time, Charles B. Fruit, Vice President — National Media for Anheuser-Busch said, "We have named this facility Sullivan Stadium as a tribute to the founder, owner and driving force of the Patriots, William H. Sullivan, Jr." Fruit also added that Sullivan and his family—one of the most prominent sporting families in America and New England—have made many contributions to the Greater Boston and Foxboro communities, and to the economic well-being of both.

Sullivan Stadium was originally built at the cost of \$6.7 million and financed through the private sale of more than 400,000 shares of stock in Stadium Realty Trust. The official ground breaking ceremony took place on September 23, 1970 and 326 days later (August 15, 1971) the first game was played at the new Foxboro facility. In that game, the Patriots posted a 20-14 win over the NY Giants before 60,423 fans.

With space to park 16,000 automobiles surrounding the stadium, the site covers an area of 15 acres and is as long as it is wide, 700 feet. In the process of excavating the bowl shape for the stadium, 250,000 cubic yards of earth was removed from the 35-foot deep hole. The J.F. White Construction Company of Newton, MA, then used 15,000 cubic yards of concrete and 660 tons of steel to erect the stadium.

Sullivan Stadium has had three different field surfaces during its existence with the newest installation being completed in 1984. In 1977, the original Poly-Turf surfaced was removed, an entirely new drainage system installed, the field crown raised four inches and the entire field was resurfaced with a SuperTurf carpet. During the 1984 field resurfacing project, SuperTurf was again used to cover the Sullivan Stadium floor. Lighting is provided by three towers with 324 mercury lamps (1500 watts per), 200 candle power per square foot on the playing field.

On November 6, 1981, the newly formed Stadium Management Corporation (SMC) headed by Patriots' Executive Vice President Chuck Sullivan, completed the purchase of the then named Schaefer Stadium and its related assets from Stadium Realty Trust. During the ensuing off-season, SMC began a multi-million dollar renovation and improvement program. With the work being done by the stadium's original builder, J.F. White Construction Company, the stadium took on a new look. Featured in the program was the installation of a Diamond Vision full color instant replay video scoreboard, a 20,000 square foot addition to the Patriots' administrative building, a complete renovation of the stadium's restroom facilities and the addition of 42 stadium suites to the press box facility. Included in the press box renovation was the addition of two more levels to the original two (including a fully-modern media level) and the construction of two additional elevators to the existing one in service.

Prior to the major improvement work being completed, the stadium capacity was 61,297 for football. The new stadium capacity is now 61,000 and includes 6,103 endzone seats, 710 luxury seats, 5,604 sideline chairs, and 47,908 sideline seats.

To the people of New England, the name Sullivan Stadium has meaning far beyond the Patriots Football Club. Boston College, for example, has played some of their biggest games here the last several years. In 1984, BC fans roared their excitement as the Doug Flutie-led team competed against North Carolina and Syracuse.

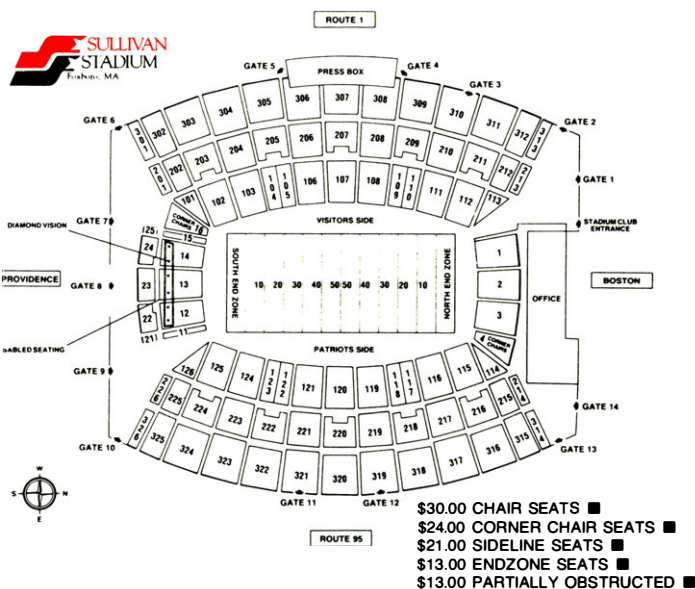
This season, Boston College will host rival Penn State at Sullivan Stadium on September 26th.

On yet another level of football, Sullivan Stadium continues to host the High School Super Bowl games. The outcome of Eastern Massachusetts' three largest divisional championships is determined on the Patriots' home ground.

Outside of football, the Stadium has presented popular entertainment extravaganzas on a regular basis during the spring and summer months. Over the past few years, such names as **The Police**, **David Bowie**, **Simon and Garfunkel**, **Willie Nelson** and **Judy Collins** have taken center stage there.

In addition, fans have echoed the roars of super-engines during **Truck/Tractor Pulls** and **Supercross** events. Whole families have enjoyed the diverse entertainment offered at the traditional **New England Fair** and people of all nationalities happily participate in an annual **New England Irish Festival**. A significant **Pro-Wrestling** event featuring such legends as Hulk Hogan and Rowdy Roddy Piper was also staged in 1985.

This summer, there has been a rodeo—the **Coors American Rodeo**—and such well-known figures as **Madonna**, **Bob Dylan** and the group, **the Grateful Dead**, have appeared at the Stadium in 1987.



DIRECTIONS

From Boston:

Rt 3S (S.E. Expressway) to Rt 128N to Rt 95S; Exit 9 onto Rt 1S. **

From Cape Cod:

Rt 495N to exit 14A onto Rt 1N. *

From Maine, New Hampshire:

Rt 128S to Rt 95S; Exit 9 onto Rt 1S. **

From northern Connecticut,

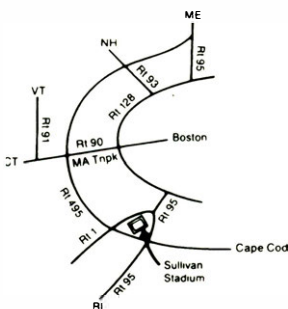
Vermont, upstate New York:

Rt 90E (Massachusetts TnPk.) to Rt 495S; Exit 14A onto Rt 1N. *


From southern Connecticut, Rhode Island:

Rt 95N to Rt 495N; Exit 14A onto Rt 1N. *

*Follow Rt 1N approximately 4 miles to Sullivan Stadium
**Follow Rt 1S approximately 3 miles to Sullivan Stadium



BRYANT COLLEGE



Since 1976, the Patriots have conducted summer practice sessions at Bryant College in Smithfield, Rhode Island. Situated on a beautiful 295-acre campus located 12 miles northwest of Providence, Bryant offers a Bachelor of Science degree in Business Administration and Criminal Justice at the undergraduate level, as well as graduate programs in Business Administration and Science in Taxation. Bryant's enrollment includes 3,000 full-time day students and 3,300 evening students. More than 2,000 students reside on campus.

Bryant has a 124-year-old tradition of excellence in business education and relocated from a Providence campus in 1971. Since that time, the campus has expanded to accommodate an ever-increasing student enrollment. The focal point of the campus is the award-winning Unistructure (pictured above) that houses faculty and administrative offices as well as classrooms, a swimming pool, bank, U.S. Post Office, dining facilities and the Patriots' summer offices.

In 1981, a newly-completed Multipurpose Activities Center (MAC) was opened adjacent to the original physical education building. These structures provide the Patriots with expansive areas for their locker rooms, athletic training staff, equipment storage and the team's strength and conditioning center.

A new student union called Bryant Center opened Nov. 2, 1986, while a new freshman dormitory named Dormitory 15 opened in September of 1986. Bryant Center, a triangular, three-level structure, houses a variety of dining areas, several convenience stores, the campus bookstore, recreation rooms and student organization offices. Dormitory 15 houses more than 300 students.

Nicholas Colasanto, the TV-movie actor who played the role of "Coach" on the popular NBC-TV program "Cheers," was a graduate of Bryant College. Colasanto, who passed away two years ago, had a TV room (named "Nick's Place") named after him in the newly-opened Bryant Center. Roger Begin, the Rhode Island state treasurer, is a 1976 Bryant College graduate.

Since moving their summer training site to Bryant, the Patriots have amassed a 96-59 regular-season record (61.9%), indicative of the fine preseason training facilities offered at the Smithfield campus.

IMPORTANT DATES

JULY:

Sun. 26	Rookies report to Training Camp (at Bryant College)
Mon. 27	Rookies first practice (p.m.)
Fri. 31	Veterans report to Training Camp (at Bryant College)

AUGUST:

Sat. 1	Veterans first practice (p.m.)
Sat. 8	Hall of Fame Game at Canton, Ohio (Kansas City vs. San Francisco)
Thurs. 13	Pre-season schedule begins around league
Sat. 15	Patriots open pre-season schedule (vs. New York Giants, at Foxboro, 1:30 p.m.)
Thurs. 27	Training Camp closes

SEPTEMBER:

Tues. 1	Roster cutdown to maximum of 60 players
Tues. 8	Roster cutdown to maximum of 45 players
Sun. 13	Patriots open regular season (vs. Miami, at Foxboro, 1 p.m.)

OCTOBER:

Tues. 20	Trading period ends
----------	---------------------

DECEMBER:

Mon. 28	Patriots end regular season (at Miami, 9 p.m.)
---------	--

JANUARY:

Sat. 3	AFC and NFC Wild Card Playoff Games
Sat.-Sun. 9-10	AFC and NFC Divisional Playoff Games
Sun. 17	AFC and NFC Championship Games
Sun. 31	Super Bowl XXII, San Diego Jack Murphy Stadium, San Diego, California

FEBRUARY:

Sun. 7	AFC-NFC Pro Bowl, Aloha Stadium, Honolulu, Hawaii
Mon. 8	Trading period begins

APRIL:

Wed.-Thu. 6-7	AFC East Coaches Conference, Fort Lauderdale, Florida
---------------	---

GET THE ATRA ADVANTAGE



Atra[®] has an advantage over twin-blade razors that don't pivot. They can't give the same great shave as Atra. When they reach the curves and corners, they lose their grip.

But Atra's pivoting head is proven to stay on track—it keeps both blades on your beard longer. So you end up with the winning shave.

Gillette Atra[®]

PATRIOTS GOWDY MORRIS WHDH UNBEATABLE

New England has a new football team—
Curt Gowdy, Jon Morris, and 85 WHDH.

Hear all the action. Catch every pass.
Tune in to the 1987–88 New England
Patriots Season: pre-games and post
games, home games and away.

How can you beat that?!



WHDH
RADIO 85

85