

# 1989

FACT  
BOOK



THE  
SAN  
FRANCISCO  
49ERS

STADIUM

WEEK

# In The Field Of Motor Clubs, One Team Stands Out...



## The All Pro Amoco Motor Club Road Service Team.

Football fans like you win when **Amoco Motor Club** is your team's official motor club! Special teams of authorized motor club servicers are at the stadium with **FREE** service to help you get home—boost-starting low batteries, changing flat tires, helping with lock-out problems, and towing. You don't even need to call...we're here.

You can get fast, professional emergency road and towing service—no matter where you are—by joining **Amoco Motor Club**! When you need road service, one toll-free call to **1-800-START-UP** brings fast, friendly help 24 hours a day, 365 days a year. And you'll win big **with extra Amoco Motor Club** benefits like KeySafe lost key/lockout protection...guaranteed arrest bond...emergency check cashing privileges...and much more!

### 50% Savings On Lodging!


As an **Amoco Motor Club** member, you can easily save more than your annual dues with 50% Quest discounts off regular rates at popular hotels, motels, and resorts *every night of the year*. Plus, you'll get car and truck rental discounts...**FREE** rental car collision insurance...and you can apply for no-fee Visa / MasterCard!

You'll get all this and more (including **FREE** spouse membership) for just **\$39.95** a year.

Join the nearly 4,000,000 members on the **Amoco Motor Club's** all pro team.

Join today! Call toll-free

**1-800-334-3300**



# INDEX

Attendance — Year by Year . . . . .	182	Personnel Guide . . . . .	148-149
Biographies:		Player Movements, '88/'89 . . . . .	147-148
Assistant Coaches . . . . .	15-24	Playoff History . . . . .	193-197
Berry, Raymond . . . . .	11-13	Playoff Performances . . . . .	198-199
Draft Choices 1989 . . . . .	113-127	Playoff Tie-breakers . . . . .	192
Durkin, Robert . . . . .	27	Preseason Results, All-Time . . . . .	128-130
Kiam, Victor K. II . . . . .	6	Preseason Series Standings . . . . .	128
Kilroy, Bucko . . . . .	9	Pro Bowl Patriots . . . . .	191
McPeak, Bill . . . . .	28	Pro Football Writers Assn . . . . .	190
Mendes, Joe . . . . .	28	Pronunciation Guide . . . . .	130
Murray, Francis W. . . . .	7	Radio Network . . . . .	200
Steinberg, Dick . . . . .	27	Records:	
Sullivan, Patrick . . . . .	10	AFC vs. NFC, 1970-88 . . . . .	178
Sullivan, William H., Jr. . . . .	8	Berry Won-Loss . . . . .	13-14
Veteran Players . . . . .	32-108	Consecutive . . . . .	167-168
Bryant College . . . . .	204	Home/Away . . . . .	190
Category Leaders, All-Time . . . . .	177-178	Home Sites . . . . .	178
Club Directory . . . . .	4-5	Individual . . . . .	151-158
Coaches Roster, All-Time . . . . .	26	Patriot Head Coaches . . . . .	25
Draft Choices, All-Time . . . . .	183-186	Team . . . . .	159-167
ESPN Games . . . . .	25	Regular Season Results . . . . .	131-138
Games Played, 100 . . . . .	149	Retired Jersey Numbers . . . . .	145
Historical Highlights . . . . .	187-190	Roster, All-Time . . . . .	179-182
Honors 1988 . . . . .	146	Roster, 1989 . . . . .	109-112
Hotel Headquarters . . . . .	203	Schedule, 1989 . . . . .	2
How Patriots Were Built . . . . .	150	Series Results . . . . .	139-141
Important Dates . . . . .	204	Series Standings, All-Time . . . . .	131
Largest Crowds . . . . .	186	Staff Personnel . . . . .	29-31
Last Time It Happened . . . . .	170	Standings, 1988 NFL . . . . .	142
Longest Plays, All-Time . . . . .	169	Statistics, 1988 . . . . .	143-145
Monday Night Games (ABC) . . . . .	142	Sullivan Stadium . . . . .	201-202
Outstanding Performances . . . . .	174-176	TV Ratings . . . . .	138
Overtime Periods . . . . .	158	Year-By-Year Leaders . . . . .	171-173

## CREDITS

### THE FACT BOOK:

**Written & Edited:** Jim Greenidge, Jimmy Oldham

**Special Assistance:** Joan Bishop

**Advertising Representative:** David Wintergrass

**Typesetting and Printing:** Spaulding Printers of Boston, Mass.

(special assistance from Doreen Connors, Ed Canavan)

**Inside Photos:** Thomas J. Croke of Taunton, Mass. (Visual Images, Inc.)

### THE COVER:

**Design:** Herb Kopper of Ballston Lake, N.Y.

**Photos:** New England's three Pro Bowl representatives (all starters) —

from left: LB Johnny Rembert, LB Andre Tippett, RB John Stephens

**Cover Photos:** Rembert and Tippett — Rudy Winston of Dedham, Mass.

Stephens — John L. Sandhaus of Jamaica Plain, Mass.

**Color Separation:** Blazing Graphics of Cranston, R.I.

**Typeset:** Type For U of Cambridge, Mass.

# 1989 SCHEDULE

## PRESEASON

Saturday,	Aug. 12	<b>NY GIANTS</b>	7:00 p.m.
Saturday,	Aug. 19	vs. Seattle* (*at Busch Stadium in St. Louis, Mo.)	9:00 p.m.
Saturday,	Aug. 26	at Atlanta	7:30 p.m.
Friday,	Sept. 1	<b>GREEN BAY</b>	7:00 p.m.

## REGULAR SEASON

Sunday,	Sept. 10	at NY Jets	4:00 p.m.
Sunday,	Sept. 17	<b>MIAMI</b>	1:00 p.m.
Sunday,	Sept. 24	<b>SEATTLE</b>	1:00 p.m.
Sunday,	Oct. 1	at Buffalo	1:00 p.m.
Sunday,	Oct. 8	<b>HOUSTON</b>	1:00 p.m.
Sunday,	Oct. 15	at Atlanta	1:00 p.m.
Sunday,	Oct. 22	at San Francisco	4:00 p.m.
Sunday,	Oct. 29	at Indianapolis	1:00 p.m.
Sunday,	Nov. 5	<b>NY JETS</b>	1:00 p.m.
Sunday,	Nov. 12	<b>NEW ORLEANS (CBS-TV)</b>	1:00 p.m.
Sunday,	Nov. 19	<b>BUFFALO</b>	1:00 p.m.
Sunday,	Nov. 26	at LA Raiders	4:00 p.m.
Sunday,	Dec. 3	<b>INDIANAPOLIS</b>	1:00 p.m.
Sunday,	Dec. 10	at Miami (ESPN)	8:00 p.m.
Sunday,	Dec. 17	at Pittsburgh	1:00 p.m.
Sunday,	Dec. 24	<b>LA RAMS (CBS-TV)</b>	1:00 p.m.

HOME GAMES LISTED IN BOLDFACE CAPS All Times Eastern

Game On NBC-TV Unless Otherwise Noted

### TICKET OUTLETS

Sullivan Stadium Box Office — toll-free 1-800-543-1776

Teletron — 1-800-382-8080 or (617) 720-3434 (Boston)

Sports Charge — 1-800-442-1854 or (617) 497-1118 (Boston)

All Ticketron Outlets

All Strawberries Records and Tapes Locations

All Authorized Ticket Agencies


**MEDIA INFORMATION** - This media guide has been prepared to assist all members of the media in their coverage of the Patriots in 1989. Should you require additional information, further assistance, or wish to arrange interviews, please contact Jim Greenidge or Jimmy Oldham at (508) 543-7911 or (508) 543-7998. Greenidge's home phone number is (617) 643-8318 and Oldham's home phone number is (401) 727-1185.

**CREDENTIAL REQUESTS** - Credential requests should be made in writing or by calling the Publicity Department no later than noon on the Wednesday preceding any home game to insure issuance.


**TRAINING CAMP** - The Patriots will make Bryant College their summer training home for the 14th straight summer in 1989. The Smithfield, RI campus is located 12 miles northwest of Providence and 60 miles south of Boston. Telephone number at the Patriots' training camp office is (401) 232-1776.



It's game time.  
Time to talk turkey.



Time to talk Louis Rich®!



**Louis Rich®**



Team Up Against Drugs!

# PATRIOTS' CLUB DIRECTORY

Sullivan Stadium, Foxboro, Massachusetts 02035

Stadium: (508) 543-7911 or (508) 543-8200

Ticket Office: (508) 543-1776

STADIUM: Sullivan Stadium: (Capacity 60,794); SuperTurf surface

TICKETS: Chairs, \$43.00; Corner Chairs, \$33.00; Sideline Bench, \$28.00; Endzone, \$18.00.

## ADMINISTRATIVE STAFF

Chairman .....	Victor K. Kiam II
Vice Chairman .....	Francis W. Murray
President .....	William H. Sullivan, Jr.
Vice President .....	Francis J. "Bucko" Kilroy
General Manager .....	Patrick J. Sullivan
Vice President, Administration .....	Robert Durkin
Controller .....	Ginny Valade
Accounting Assistant .....	Susan Desrosiers
Admin. Asst. to General Manager .....	Marie Lowre
Admin. Asst. to Vice Chairman .....	Marie Sailer
Secretary, President's Office .....	Barbara Ruhl
Secretary, Office of Administration .....	Cathi Miconi
Secretary, VP-Administration .....	Patty DelGrosso
Receptionist .....	Heather Chase

## COACHING STAFF

Head Coach .....	Raymond Berry
Assistant Linebackers .....	Don Blackmon
Defensive Backfield .....	Jimmy Carr
Offensive Backfield .....	Bobby Grier
Assistant Defensive Line .....	Ray Hamilton
Receivers .....	Harold Jackson
Defensive Line .....	Eddie Khayat
Offensive Line .....	Guy Morriss
Special Asst. to Head Coach .....	John Polonchek
Special Teams/Tight Ends .....	Keith Rowen
Linebackers .....	Don Shinnick
Strength/Conditioning .....	Jerry Simmons
Quarterbacks .....	Richard Wood

## PLAYER PERSONNEL STAFF

Director of Player Development .....	Dick Steinberg
Director of Pro Scouting .....	Bill McPeak
Director of College Scouting .....	Joe Mendes
Exec. Director of Player Personnel .....	Darryl Stingley
Personnel Scout .....	Larry Cook
Personnel Scout .....	Charles Garcia
Personnel Scout .....	Pat Naughton
Personnel Scout .....	Mike Pollom
Personnel Scout .....	Ken Sternfeld
Personnel Scout .....	Bob Teahan
Administrator .....	Nancy Meier
Administrative Assistant .....	Nadine Jackson
Administrative Assistant .....	Helen Igo

## FOOTBALL STAFF

Equipment Manager .....	George Luongo
Assistant Equipment Manager .....	Don Brocher
Video Director .....	Ken Deininger
Assistant Video Director .....	Dave Sutherby
Secretary, Coaches Office .....	Beverly Scollins
Team Security .....	Lou Assad

## MEDICAL STAFF

Head Trainer .....	Ron O'Neil
Assistant Trainer .....	Jim Pluemer
Team Physician .....	Bertram Zarins, M.D.
Team Dentist .....	Bill Lenkaitis, D.D.S.

## DATA PROCESSING DEPARTMENT

Director of Data Processing .....	Peg Myers
Computer Operations Assistant .....	Joe Ziobro
Systems Analyst .....	Steve Poreda

## TICKET OFFICE

Box Office Manager .....	Frank Napoli
Assistant Box Office Manager .....	Jodie Meyer
Box Office Assistant .....	Barbara Rizzo

## PUBLIC RELATIONS/PUBLICITY DEPARTMENTS

Director of Marketing/Public Relations .....	David Wintergrass
Director of Media Relations .....	Jim Greenidge
Assistant Director of Media Relations .....	Jimmy Oldham
Public Relations Assistant .....	Tracey Goulet
Public Relations Assistant .....	Katrin Anderson
Community Relations/Media Relations Assistant .....	Joan Bishop
Team Photographer .....	Tom Croke (Visual Image, Inc.)

### **FOR THE RECORD...**

Here is the breakdown on what receivers the Patriots' quarterbacks threw to — and for how many yards — in 1988:

**Steve Grogan: 67 completions, 140 attempts, 834 yards**

13-186 WR Irving Fryar; 11-182 WR Cedric Jones; 10-64 TB Reggie Dupard; 8-105 TB Craig James; 3-20 FB Mosi Tatupu; 3-16 FB Robert Perryman; 2-15 TE Russ Francis; 1-18 WR Sammy Martin; 1-17 John Stephens; 1-8 TE Willie Scott; 1-5 TE Steve Johnson.

**Doug Flutie: 92 completions, 179 attempts, 1,150 yards**

17-127 TB Reggie Dupard; 15-261 WR Stanley Morgan; 15-244 WR Irving Fryar; 9-88 FB Robert Perryman; 8-106 TE Lin Dawson; 8-102 WR Cedric Jones; 7-40 TB John Stephens; 6-130 TE Russ Francis; 3-29 FB Mosi Tatupu; 3-23 TB Craig James; 1-8 Sammy Martin; 1-4 OG Sean Farrell.

**Tony Eason: 28 completions, 43 attempts, 249 yards**

6-55 WR Stanley Morgan; 5-42 TB John Stephens; 4-24 Robert Perryman; 4-21 TB Reggie Dupard; 3-59 WR Irving Fryar; 3-16 TE Russ Francis; 1-4 WR Sammy Martin; 1-4 FB Mosi Tatupu.

**Tom Ramsey: 12 completions, 27 attempts, 100 yards**

3-43 WR Irving Fryar; 2-15 TB Reggie Dupard; 1-15 WR Cedric Jones; 1-6 FB Robert Perryman; 1-5 FB Mosi Tatupu; 1-(-1) TB John Stephens.

# CHAIRMAN

## VICTOR K. KIAM II

Victor K. Kiam II began his ownership of the New England Patriots on a high note. After Kiam and Bill Sullivan completed the transaction on October 28, 1988, the Patriots scored a dramatic 30-7 win over the Chicago Bears and presented Kiam with the game ball.

The victory spearheaded a three-game winning streak over the Miami Dolphins (home and away) and the New York Jets. After losing to the Indianapolis Colts, the team went on to beat the Seattle Seahawks and the Tampa Bay Buccaneers. With Kiam as owner, the team is 6-2.

Going into his first full season as majority owner of the team, Victor is one of America's leading entrepreneurs and is president and chief executive officer of Remington Products, Inc., the only American manufacturer of electric shavers and the only leveraged buyout listed in the book **The 100 Best Companies To Work For In America**.

Mr. Kiam purchased Remington in March, 1979. In addition, he has acquired Franzus Company, a U.S.-based manufacturer of travel appliances; Remington Apparel, the second largest tie company in America; Lady Remington Jewelry, a party plan distributor of fashion jewelry; PIC Design Corp., manufacturer of precision industrial components; and Remington Rand, an office equipment and electronics company.

From 1971 to 1977, Kiam was chairman and chief executive officer of Benrus Corporation, a diversified manufacturer of industrial components and consumer products. He and his wife founded the Friendship Collection, the largest importer of jewelry, antiques and artifacts from the People's Republic of China, in 1977.

Kiam began his career as a salesman with Lever Brothers Co. in 1951. He rose to Marketing Director before joining International Latex Corporation (Playtex) as Regional Sales Manager.

He is the author of the best selling book **Going For It!: How To Succeed As An Entrepreneur**, an international best seller, published in 1987. He will be publishing his second book, titled **Live To Win! Achieving Success In Life and Business**, which will include a chapter about the Patriots purchase, in November.

While football is his favorite spectator sport, Victor enjoys playing tennis. Victor, who was ranked #1 in doubles in the over-50 and over-55 senior player tennis categories, has a career highlight victory over former Wimbledon finalist Gottfried von Cramm. Now, Kiam hosts the Remington International Family Tennis Tournament, the only international sports event involving family play. The tournament is played in 15 countries including the USSR, People's Republic of China, United Kingdom and Australia and has 30,000 entrants.

On top of managing his companies and the tennis tournament, Kiam serves on the International Football League Committee, which is exploring the possibility of setting up football franchises in Europe, and the NFL Properties Executive Committee.

In addition to serving on NFL committees, Kiam has received many awards, including Man of the Year from the Massachusetts State Troopers, the Kate Smith Award for his efforts on behalf of the United States Savings Bonds program and the Humanitarian of the Year Award from the Cystic Fibrosis Foundation. In previous years, he has been named 1982 National Business & Commerce Father of Year, 1987 International Marketing Executive of the Year and 1988 Northwood Institute Outstanding Business Leader Award. He holds doctor of law degrees from Hampshire College and George Washington University.

Kiam received an honorary Doctorate of Science degree in Business Administration in May at Bryant College's 126th Commencement, where he was the speaker.

Born in New Orleans on December 7, 1926, he earned his B.A. from Yale University, a Certificate of Languages from the University of Paris in 1949 and an MBA from Harvard Graduate School of Business in 1951.

The 62-year-old Kiam resides in Stamford, CT with his wife, Ellen. He has three children: Lisa Durkin, Tory and Robin.





## VICE CHAIRMAN

### FRANCIS W. MURRAY

There are two important dates — April 6th, 1986 and October 28th, 1988 — when talking in terms of Francis W. Murray getting together with the New England Patriots. April 6th was the date that Mr. Murray's group, NEP Partners, purchased a three-year option to buy the Patriots.

And then on October 28th of last year, the deal was completed. Mr. Murray joined with Victor K. Kiam II and William H. Sullivan, Jr. to form KMS Limited. Mr. Kiam is the majority owner of the Patriots with 51 percent, and Mr. Murray holds the other 49 per cent.

There's one more time that should be pointed to concerning the new owners of the Patriots. It was June of 1988. It was then that Mr. Sullivan, the team founder, introduced Mr. Murray to Mr. Kiam, thus paving the way for the two to share in the ownership of the team that represents the New England region.

Mr. Murray, the sole shareholder of FWM Corporation, the co-owners of the Patriots, is a 1965 graduate of the University of Pennsylvania's highly regarded Wharton School. A Philadelphia native, Mr. Murray continues to have ties with his alma mater, serving on the University's President's Council as well as being an Associate Trustee of the College.

His business career began while a student at Pennsylvania, serving as the Comptroller of a small Pennsylvania insurance company. Upon graduation, he took a management position with the financial consulting firm of Horwath and Horwath (now known as Laventhol and Horwath, a national accounting firm). He then joined Certain-Teed Manufacturing Company as an assistant to the Vice President of Finance. These activities formed the basis for his pursuit of an entrepreneurial career.

Presently, Mr. Murray is President of a private New York City investment firm that specializes in the acquisition of mid-size companies. The company has interests in firms involved in Publishing, Health Care, Chain Restaurant Development, Franchising and Real Estate.

An interesting aside to Mr. Murray's business pursuits is his involvement with the Patriots' own Doug Flutie. Mr. Murray was among the millions who watched the great Boston College vs. Miami game that culminated with the famous 'Hail Mary' pass. While aware of Doug's great college career, Murray was inspired by Doug's attitude and leadership during that game.

He remembers the look on Doug's face, as captured by CBS-TV after Miami went ahead and left just 22 seconds on the clock. Doug's confidence and composure explained the outcome of the game. The fact that Mr. Murray is the owner of Flutie's Pier 17, one of New York City's busiest restaurants, explains a little bit about Mr. Murray. He considers anything possible and pursues winners, whether it's a quarterback or an entire football team.


Although he hails from Philadelphia, Mr. Murray has a solid commitment to the preservation of the Patriots for the New England region. His idea to acquire the franchise was two-fold: to succeed to its ownership and to guarantee its survival in New England. Even in his first meeting with Victor Kiam, Mr. Murray was comfortable that his new partner held the same objectives.

That done, Mr. Murray is now pursuing a goal to obtain an expansion franchise for the city of St. Louis, Missouri. In fact, the Patriots and the Seattle Seahawks play a preseason game in St. Louis this year to help showcase the city and the continuing interest the city has in the sport. If St. Louis does not obtain a franchise, he looks forward to a long and positive relationship with the Patriots through his co-ownership of the team.


Away from the business world, Mr. Murray breeds thoroughbred race horses as an avocation — something he has been doing for 15 years. He is a member of the Aronimink Golf Club in Newtown Square, Pennsylvania.

Mr. Murray and his wife, the former Patricia Anne Quinlan, have two sons — Francis Xavier and Timothy Patrick. Young Fran, a Cornell graduate, is an administrative executive with the FWM Corporation. Tim, a recent high school graduate, will attend the University of Pennsylvania this fall.

Jim Murray, Mr. Murray's brother, is the former General Manager of the Philadelphia Eagles (from 1974-83). A co-founder of the Ronald McDonald House (in 1972), Jim is President of the Ronald McDonald House International Advisory Board. He received the Ray Kroc Award for his contribution to that program.



## PRESIDENT



### WILLIAM H. SULLIVAN, JR.

The baton was passed from William H. 'Bill' Sullivan to the hands of Victor K. Kiam II and Francis W. Murray last October 28th as Kiam became the majority owner and Murray the minority shareholder of the New England Patriots.

But the man who founded the Patriots in 1959 is a man still very much involved. He remains as the team's president, lending his experience and expertise when and where needed — especially at the league owners meetings when important issues hit the floor.

Bill Sullivan's wish concerning the Patriots has always been a constant — to give the fans of New England a team it could be proud to call its own. And that dream came true with the meeting between the Patriots and the Chicago Bears in the New Orleans Superdome for Super Bowl XX. Another one of those cherished moments came to Mr. Sullivan on May 23rd, 1986 when Mr. Sullivan was able to hand out AFC Championship rings to the members of the Board of Directors, the coaches, the players and other team and Sullivan Stadium workers.

Prior to Mr. Sullivan starting up the Patriots, New England had been a graveyard for more than a half-dozen professional football teams, but Bill changed that. Through his untiring efforts and perseverance, Bill not only fielded a team in the newly-formed American Football League, he has guided the development of the franchise into becoming one of the most popular and competitive clubs in the NFL.

On November 18, 1959, Bill was awarded the eighth franchise in the fledgling American Football League. He has made an impact on the nation's No. 1 sport since that great day. From 1961 to 1964 he was President of the AFL and served on the television committee that authored a \$36 million contract with NBC to guarantee survival of the young league. He was a key member of the AFL's team that hammered out the merger format with the NFL.

Mr. Sullivan has served on numerous NFL committees, including the NFL Films Committee (since 1970). It was also in 1970 that he became the Chairman of the NFL Properties Committee. He is now a consultant to the NFL Properties Committee.

Since starting his love affair with pro football, Bill has traveled through many valleys and over many peaks. By undaunted determination and a boundless capacity for hard work, he kept the Patriots alive until locating the team in its present 61,000-seat Sullivan Stadium home (named Sullivan Stadium from previous Schaefer Stadium on June 29, 1983) and assumed full control of the franchise by purchasing 88 percent of the voting stock on Nov. 17, 1975 and all of the nonvoting stock on Dec. 8, 1976.

Bill graduated from Boston College in 1937 and served as Publicity Director at his alma mater from 1938-1940. Mr. Sullivan is a loyal supporter of Boston College, not only the school's fine athletic teams, but the academic environment as well. In 1941 he went to Notre Dame as special assistant to the Director of Athletics. After a hitch on the staff of the U.S. Naval Academy, he joined the Boston Braves baseball team as Director of Public Relations in 1946. During his six-year tenure with the Braves he conceived the "Jimmy Fund" that has since grown to be an internationally known cancer research program studying leukemia in children.

In 1955 he joined Metropolitan Petroleum Co. and became President of the firm three years later. He continued his rise in the corporate world 20 years later when he was named executive vice president of the parent Pittston Corporation, a position he held until his retirement from the national energy giant in the spring of 1981.

Mr. Sullivan is on the board of directors for Air Express International, the oldest air freight forwarding company based in the United States (headquartered in Darien, CT). He is also on the board of directors for Brynwood Partners, a New York City investment firm. In addition, he is on the board of the Hundred Club of Boston, which assists the families of Boston firemen and policemen as well as the families of Massachusetts State troopers and Massachusetts State Registry officers who have lost their lives while on duty. Mr. Sullivan was one of the founders — in 1960 — of the Hundred Club.

In addition, Mr. Sullivan is a member of the Board of Trustees of the Dana Farber "Jimmy Fund" and of the Sponsor's Committee of Simmons College for "Sports for Simmons." Mr. Sullivan also received an honorary Doctorate of Science degree in Business Administration from Bryant College in 1980.

Bill and his wife, the former Mary Malone, are the parents of three sons, Charles (Chuck), William H. III and Patrick, as well as three daughters, Kathleen Sullivan Alioto, Jeanne Sullivan McKeigue and Nancie Chamberlain. Mr. and Mrs. Sullivan are the grandparents of 15 children.

## VICE PRESIDENT

### BUCKO KILROY

Francis J. "Bucko" Kilroy has been employed in almost every conceivable capacity in the NFL as he enters his 47th year with the league. After serving four years as General Manager, he was promoted to the position of Vice President on February 16, 1983 and concentrates his efforts in player personnel and development. In that capacity, he continues to stress his highly regarded scouting philosophy to "leave no stone unturned" in searching for talent.

Born in Philadelphia, he established himself as one of the city's premier schoolboy athletes before departing for South Bend and the University of Notre Dame. His stay there was short as he returned to his hometown to attend Temple University where he went on to become one of the greatest linemen in the school's history. For his efforts on the collegiate gridiron, Bucko was inducted into the Temple Hall of Fame in 1976.

Bucko began his NFL career with his hometown Philadelphia Eagles in 1943 and played there 13 straight seasons. During that time, he once played in 146 consecutive games (league record at the time) and was selected as an all-pro at both offensive guard (1947-49) and middle guard (1952-54). He gained additional honors for his pro grid exploits as he was elected to the NFL's all-decade team for the 1940's and inducted into the Helms Hall of Fame.


He made a gradual entry into the coaching ranks by serving the Eagles for three seasons as a player/coach before assuming the full-time role of line coach for six more NFL campaigns. In addition to coaching, he also served as the club's player personnel director, making him one of the five original talent scouts in the league.

Kilroy was one of the founders — along with Phoenix Cardinals owner William V. Bidwell — of the National Football Scouting combine, now in its 10th year. There are 16 teams that participate in the scouting service. In addition to offering a different set of eyes for potential NFL players, the National Football Scouting combine and BLESTO, a nine-team scouting service, run the annual tryout camp for the top prospects each year in Indianapolis.

In 1962, Bucko was named Director of Player Personnel for the Washington Redskins and then moved to the Dallas Cowboys in 1965 to become a "super scout" with that organization. During Bucko's five-year tenure with the Cowboys, the team won five straight divisional championships, an indication of his impact on the team's scouting success.

Having developed a reputation as one of football's finest scouts, Bucko was named Player Personnel Director of the Patriots in 1971. He faced a monumental challenge of revamping and revitalizing a scouting operation that had shown little success in prior years. Under his direction, the Patriots' scouting department became one of the finest in the NFL and played an integral part in the Patriots' upsurge that brought them playoff appearances in 1976 and 1978.

A natural choice for the position, Bucko was appointed General Manager on April 6, 1979. In that capacity, he directed the Patriots' day-to-day business operation, was responsible for all contract negotiations and guided the implementation of a state-of-the-art computer system for the Patriots' operation. He also played an instrumental role in planning the building of a grass practice facility and an in-house film lab.



## GENERAL MANAGER

### PATRICK SULLIVAN

One of the finest compliments that can be given to someone in the chair of general manager of a major league sports franchise is that he is a good manager of people.

Patriots' general manager Patrick J. Sullivan, who has been the GM of the Patriots since February 16, 1983, has a unique way of handling people. He sometimes gets his point across by telling the person a joke, or a story. He sometimes gets his point across by stating it straight-on, firmly.

Either way, he is able to get the most out of his workers.

Another thing about Patrick is the fact that he's not afraid to fold up his sleeves and get to work — even if it's stuffing and sealing envelopes. Or working all night long to make sure a player's contract is completed, so that the player doesn't miss any training camp time. It makes no difference. Patrick will dig in and get the job done.

One more thing about Patrick that tells you a great deal — he is the man who named Raymond Berry the team's head coach (midway through the 1984 season). Berry is the most successful coach the franchise has ever had.

Patrick has gained the respect of players, fellow league executives and fans, alike. As the head of the Patriots' organization, Patrick has the responsibility of handling and overseeing all player contract negotiations and coordinating the day-to-day operations of the club. He also plays an active role in dealing with the public and the media (he has had his own radio talk show the last several years).

Ever since his father, William H. "Bill" Sullivan, Jr., was awarded the newly-founded AFL's eighth and final franchise in November of 1959, Patrick has been an active and important member of the Patriots' organization.

The youngest of Billy and Mary Sullivan's six children, Patrick began his Patriots' career as an eight-year-old ballboy and then spent time assisting the training staff and ticket office staff while attending Wellesley (MA) Public Schools.

Patrick graduated from the Browne and Nichols Prep School (Cambridge, MA), where he played football as a 5-10, 170 lbs. defensive lineman in 1971 and then enrolled at his father's alma mater, Boston College. While at BC, Patrick worked in the Promotions Department at Boston's WSBK-TV (Channel 38).


In 1976, he graduated with a B.S. in English and then joined the Patriots on a full-time basis.

His first full-time role with the Patriots was on the Stadium Operations staff. Less than a year later, in February of 1977, he traded in his work clothes for a jacket and tie and was named Publicity Assistant. Three months later, he returned to the Stadium Operations Department, but this time as Stadium Manager. At the age of 24, Patrick earned the responsibility for the day-to-day operation of Sullivan Stadium and the Patriots' office facility.

In April, 1979, when Bucko Kilroy was appointed General Manager to replace the departed Chuck Fairbanks, he chose Patrick to be Assistant General Manager, a position he assumed on May 18, 1979. For the next four years, Patrick assisted Kilroy in a variety of duties, including the development of a state-of-the-art computer system for the entire Patriots' operation, the installation of an in-house film lab (last year updated to a video lab), the construction of a grass practice facility and overseeing a multi-million dollar improvement program at Sullivan Stadium. Patrick also negotiated player contracts for veterans, rookie and free agents, alike—as he still does.


Patrick is also involved in many charities. He is on the board of trustees for the Mass. Chapter of the Arthritis Foundation and the Mass. chapter of the American Liver Foundation, as well as being on the board for the New England Sports Museum. He is on the Board of Directors for the Juvenile Diabetes Foundation. And he is on the Board of Overseers for the Boys and Girls Clubs of Boston as well as the Sports Tennis Club.

Born on November 23, 1952, Patrick is married to the former Lynne Massari of Hamden, CT and they are the parents of a seven-year-old son, Garrett Patrick, and twin boys, Terrance William and Kyle Louis (2½ years old). Lynne is also quite active in charities — the Patriots' Wives Organization, the Arthritis Foundation and the American Liver Foundation, among others.





## HEAD COACH



### RAYMOND BERRY

One of the NFL's greatest all-time receivers, Raymond Emmett Berry has done a very impressive job during his time of pacing the Patriots' sideline as head coach.

In the four and a half years he has been the team's head coach (he was named on October 25th, 1987), Berry has mustered the finest winning percentage (.606) in the club's history. In putting together a 43-28 record, Berry has never seen any of his teams finish below the .500 mark.

In his first two full seasons as the team's head coach, the 56-year-old Berry (born in Corpus Christi, Texas on February 27, 1933) did something that no one before him had ever done—take the team to back-to-back playoff berths. In 1985, the Patriots journeyed all the way to Super Bowl XX as a wildcard team. In order to reach the Super

Bowl, New England went out and won three playoff games on the road (beating the Jets, Raiders and Dolphins, in that order)—the first time that had ever been done in the NFL. In addition, the victory over the Jets marked the first NFL playoff win for the Patriots, who came into the league in 1970 from the AFL.

Berry, the ninth coach in Patriots' history, has seen his teams go right to the wire in quest of a playoff berth the last two seasons. Last season, the Patriots finished 9-7, rebounding from a 2-4 start. The Patriots won five consecutive games (and six of seven) — including notching wins over previously-unbeaten Cincinnati and the Chicago Bears. New England was 7-1 in home contests.

The defense was especially impressive in 1988. It was fifth in the league in total defense, and third in the league in pass defense. It gave up only 13 or fewer points in seven games. Also, the Patriots were tied for the best third-down defense in the league (29.1 percentage, tied with Minnesota).

New England's running game made an impressive leap from the 1987 to 1988 season, moving from 20th in the league (118.1 average) to seventh in the league last year (132.5 average per game). It should also be pointed out that the Patriots played the second toughest schedule in the league in 1988 (opponents had a 54.2 winning percentage).

The Patriots went 11-5 in both the 1985 and 1986 regular seasons. In 1986, the record was good enough for the AFC East title. There have been only two other times that the Patriots finished with 11 wins in a season, with the others coming in 1976 and in 1978 with Chuck Fairbanks the coach each of those years (11-3 in 1976 and 11-5 in 1978).

In 1986, the Berry-coached Patriots tied the club record for consecutive wins by winning seven straight. The season prior, the Patriots had a six-game winning streak at one point. New England mustered an impressive 7-1 road record in 1986.

Before Berry came to the club as the head coach, the Patriots had always had the reputation of being a tremendously talented team—but a team that would often lose to less talented clubs. Berry changed that around by preaching a one-game-at-a-time philosophy to his players, that "we've only got one game this week, so let's concentrate on that one game" kind of talk.

It has obviously worked.

In 1988, New England had the fewest number of penalties in the league (64) and the least penalty yardage (506). Also in 1988, the team was fourth in the NFL in takeaways/giveaways with +11.

Last year, New England had the third-lowest fumbles-lost in the NFL — second-lowest in the AFC — with 10 fumbles-lost.

In 1986, the Patriots were the second highest scoring team in the NFL with 412 points. They were fourth in the league in passing with 3,954 yards. They were first in the NFL in field goals-scored with 32. They were tied for first in the league in fewest turnovers with 24. There's more—in 1986, the team was second in the league in percentage of passes completed (61.0%), was second in fewest interceptions thrown (13) and was third in the league in number of passes completed (340).

In addition, the 1986 season saw the club place third in the league for touchdowns scored via return (six), tied for second in fumbles recovered (19), tied for second in fewest touchdowns via returns allowed (six) and third in fewest touchdowns allowed via the pass (5).

The Patriots have had 18 players selected to the Pro Bowl in Berry's four full seasons. Eight of those 18 players selected came after the 1985 season (that number, eight, is the most the franchise has had in one season while in the NFL; only the Chicago Bears, the other Super Bowl participant, had more).

Berry has won a great deal of recognition for his handling of the Patriots. In 1988, he was given the Order of the Leather Helmet Award for the solid lifestyle he leads on and off the field, as chosen by the AFL Alumni Executive Committee. After the 1985 season, he was picked as the league's Coach of the Year by *College and Pro Football Newsweekly* as well as the Lombardi Committee. He was on the receiving end of the AFC Coach of the Year award by UPI, the Pro Football Writers, the *Football News*, the "101" Club out of Kansas City and also won the Massachusetts State Police Junior Olympics Man of the Year.

In his first game as a head coach at any level—on October 28, 1984 at Sullivan Stadium—Raymond spearheaded the club to a win, a 30-20 verdict over the New York Jets. The Berry-coached Patriots mustered a 4-4 record and the franchise finished with a 9-7-0 mark during the 1984 season.

**COACHING YEARS:** Upon leaving the playing field, Raymond joined the Dallas Cowboys coaching staff for the 1968 and 1969 seasons. He then left the NFL ranks to coach collegiately at the University of Arkansas from 1970-72.

After three years with the Razorbacks (23-10-1 team record while Berry there), he returned to the NFL by serving as an assistant coach on the staffs at Detroit (1973-75) and Cleveland (1976-77) before joining Chuck Fairbanks' staff with the Patriots in 1978. When Fairbanks left the Patriots, Raymond stayed as the receivers coach on Ron Erhardt's staff until 1981.

During his four-year stint as Patriots' receivers coach, Raymond tutored the newly-emerging receiver threat, Stanley Morgan, who had been drafted in 1977, a year before Berry's arrival in New England. Since then, Morgan has become the Patriots' all-time leading receiver in terms of receptions, touchdowns and yardage.

Raymond also coached Harold Jackson, who became the NFL's third-ranked all-time reception yardage leader and the eighth top receiver in NFL history. In 1979, both Morgan (1,002) and Jackson (1,013) became the first Patriots ever to surpass the 1,000-yard receiving mark in a season. Jackson is now the Patriots' receivers coach.

In 11 years as an assistant NFL coach, teams Berry was associated with finished with a 90-70-2 record and went to the playoffs three times.

After leaving the Patriots and the NFL after the 1981 season, Raymond worked for Bald Eagle Association of Wellesley, MA, a real estate company responsible for the operation of a year-round resort in the Sugarbush area of Vermont. Upon sale of the resort a year later, Raymond became national sales manager of premium accounts for Freedom Industries, a manufacturer of such soft good items as caps and hats.

**PRO PLAYING CAREER:** A tireless worker and great technician, Raymond became popular as the favorite target of passing great Johnny Unitas during his 13-year career with the Baltimore Colts. When he retired in 1967, he was the NFL's leading pass receiver with 631 receptions for 9,275 yards and 68 career TDs. He played in five Pro Bowl games and was named All-Pro three times. It should be pointed out that Berry gained his incredible yardage despite being a medium-range receiver. His number of catches is presently fifth best ever in the NFL while his pass-receiving yardage is eighth best and his career TD catches rank him 15th.

Five years after his retirement (the quickest one can be voted in), he was inducted into the Pro Football Hall of Fame (July 28, 1973).

Raymond was not known for his blinding speed (ran 40 in 4.8). He wasn't physically overpowering (187 pounds), and he didn't stand several inches taller (6-2 in height) than the defenders trying to stop him. He also had less than perfect vision; he had to wear contact lenses when he played because he was nearsighted and he had a cranky back that sometimes left his legs an uneven length.

Berry, taken in the 20th round by the Colts in the 1954 draft, used three things to become the outstanding receiver he was—unusual jumping ability, a pair of fantastic hands and a dogged sense of purpose that would allow him to become nothing less than the very best.

There have been—and there are today—many receivers who are naturally more talented than Berry. Yet few ever approached the standards of proficiency that became habit for Raymond.

He combined his dogged determination to success with a keen mind that perfected a scientific approach to the art of pass receiving that was far ahead of its time. Many of his techniques are now more or less common-place in pro football. But when Berry first started to employ his methods of preparedness, he was truly a pioneer in perfecting a specialized pro football skill.

His brightest day as a pro is also reflected in the record book. When the Colts defeated the New York Giants in the famous overtime championship game in 1958, Raymond caught a startling number of passes, 12 passes for 178 yards. Both records still hold as firm as the Rock of Gibraltar for a championship game.

In overtime—in what many consider the finest pro game ever played—Johnny Unitas again got the Colts going and again Berry provided the big catches, two of them for 33 yards as Baltimore drove to the historic winning TD (23-17 score on 12-8-58 before 64,185 onlookers).

He led the NFL in receiving in both 1958 (56 for 794 yards) and 1959 (66 for 959 yards), and also in 1960 (74 for 1,298 yards). All three years, he was an all-NFL choice and a Pro Bowl selection. In that three-year stretch, Raymond caught an amazing 196 passes for 3,051 yards and 33 TDs. Although Berry didn't lead the league in 1961, he did catch a personal single-season high of 75 passes (for 873 yards).

Naturally, because Raymond was just a 20th round draft choice by the Colts in 1954, he wasn't given much of a chance to stick, let alone make it big, when he reported for the 1955 training camp. But the Colts didn't have many good offensive ends, and Raymond caught the coaches' eyes by hustling at all times.

Raymond caught 13 passes as a rookie, but he wasn't given much of a chance to make it in Year No. 2. But his dedication was beginning to become more and more evident and he stuck for the 1956 season. That was the year that Unitas also made it as a Colt, and for the next dozen years, he and Berry would team as the most prolific pass-catch combination in pro football annals. Almost 600 of Berry's catches came with Unitas throwing the ball.

Berry retired at the age of 34 with 10 Baltimore records, including TDs in a game (3, done twice), TDs in a season (14), TDs in a career (68), most receiving yardage in a game (224 vs. Washington on 11-10-57), most receiving yardage in a season (1,298 in 1960) and most receiving yardage in a career (9,275).

Berry, who had six 100-plus games in 1960 for a Baltimore record (he had 23 in his career for another team record), is second in Colt history for most consecutive games catching at least one pass (38 from 12-28-58 to 10-1-61; Lenny Moore is tops with 43).

In his 13 years as a pro, Berry played for two head coaches—Weeb Ewbank from 1955-1962 and Don Shula from 1963-67.

Berry, it should be pointed out, had only one fumble in his pro career. He felt he cost his SMU team a berth in the Cotton Bowl his senior year because he fumbled inside the opponents' 30 yard line. He then promised himself that he would never do it again.

**HIGH SCHOOL/COLLEGE YEARS:** It is important to understand the beginning of the Raymond Berry story. His father, Raymond (the elder, but coach Berry is not a junior), was a very successful high school football coach in Paris, Texas for more than 30 years ("He's the finest coach I ever played for," says young Raymond). Young Raymond didn't even play as a high school regular until his senior year (caught 12 passes that year).

Raymond weighed only 153 pounds when he enrolled for a year of junior college ball at Schreiner Institute in Kerrville, Texas. There he caught 32 passes for eight TDs and earned a scholarship shot at SMU. Ironically, Berry was a better defensive player than offensive when he enrolled at SMU. He caught only five passes in a non-lettering sophomore year and then followed up with 16 catches as a junior and 12 as a senior (33 catches in his collegiate career). He scored only one TD in high school and only one in three years at SMU.

**PERSONAL:** Berry is active in the Fellowship of Christian Athletes organization. In his years out of pro ball—1982, 1983 and part of 1984—he would often give Sunday Chapel Service to NFL teams that were visiting to play the Patriots.

Raymond and his wife, Sally, have lived in Medfield, MA, since 1978 and are the parents of a son, Mark, and two daughters, Suzanne and Ashley.

Mark is in his second year as a graduate assistant coach at Vanderbilt, where he was a member of the football team (as a wide receiver). He is working on his MBA at Vanderbilt while coaching. Suzanne is teaching in the area, having gained her diploma from Boston College. Ashley is a junior at Vanderbilt.

## RAYMOND BERRY RECORD BOOK

### Overall Coaching Record (Regular/Post Seasons):

Year	Won	Lost	Pct.	PF	PA
1984 Regular	4	4	.500	197	163
1985 Regular	11	5	.688	362	290
1985 Post	3	1	.750	94	96
1986 Regular	11	5	.688	412	307
1986 Post	0	1	.000	17	22
1987 Regular	8	7	.533	320	293
1988 Regular	9	7	.563	250	284
TOTALS	46	30	.605	1,652	1,455

### Regular Season Only:

Year	Won	Lost	Pct.	PF	PA
1984	4	4	.500	197	163
1985	11	5	.688	362	290
1986	11	5	.688	412	307
1987	8	7	.533	320	293
1988	9	7	.563	250	284
TOTALS	43	28	.606	1,541	1,337

### Postseason Only:

Year	Won	Lost	Pct.	PF	PA
1985	3	1	.750	94	96
1986	0	1	.000	17	22
TOTALS	3	2	.600	111	118

### Berry At Home (Regular Season Only):

Year	Won	Lost	Pct.	PF	PA
1984	3	1	.750	94	73
1985	7	1	.875	188	128
1986	4	4	.500	200	175
1987	5	3	.625	192	148
1988	7	1	.875	164	88
TOTALS	26	10	.722	838	688

### Berry On The Road (Regular Season Only):

Year	Won	Lost	Pct.	PF	PA
1984	1	3	.250	103	90
1985	4	4	.500	174	162
1986	7	1	.875	212	132
1987	3	4	.429	128	145
1988	2	6	.250	86	196
TOTALS	17	18	.486	838	723

## Berry On Artificial Turf (Regular Season Only):

Year	Won	Lost	Pct.	PF	PA
1984	4	3	.571	178	137
1985	10	3	.769	283	222
1986	9	4	.692	328	225
1987	7	6	.538	276	252
1988	8	5	.615	221	194
TOTALS	38	21	.644	1,286	1,030

## Berry On Natural Turf (Regular Season Only):

Year	Won	Lost	Pct.	PF	PA
1984	0	1	.000	19	26
1985	1	2	.333	79	68
1986	2	1	.667	84	82
1987	1	1	.500	44	41
1988	1	2	.333	19	69
TOTALS	5	7	.417	245	286

## Berry vs. AFC East Teams (Regular Season Only):

Year	Won	Lost	Pct.	PF	PA
1984	4	0	1.000	134	57
1985	6	2	.750	180	135
1986	7	1	.875	220	117
1987	6	2	.750	185	138
1988	5	3	.625	145	109
TOTALS	28	8	.778	864	556

## Berry vs. AFC Teams (Regular Season Only):

Year	Won	Lost	Pct.	PF	PA
1984	4	1	.800	153	83
1985	8	4	.667	273	230
1986	8	4	.667	312	213
1987	8	4	.667	262	219
1988	7	5	.583	201	189
TOTALS	35	18	.673	1,201	934

## Berry vs. NFC Teams (Regular Season Only):

Year	Won	Lost	Pct.	PF	PA
1984	0	3	.000	44	80
1985	3	1	.750	88	60
1986	3	1	.750	100	94
1987	0	3	.000	58	74
1988	2	2	.500	49	95
TOTALS	8	10	.444	339	403

## Berry In Dome Stadiums (Regular Season Only):

Year	Won	Lost	Pct.	PF	PA
1984	1	0	1.000	50	17
1985	2	0	1.000	58	44
1986	2	0	1.000	51	41
1987	1	1	.500	37	37
1988	0	3	.000	33	91
TOTALS	6	4	.600	229	230


### FOR THE RECORD...

The Patriots had their offense get within the 20-yard line 42 times in 1988. The Patriots scored TDs 24 times (57.1%), with 17 TDs via the run and seven on the pass. There were nine field goals made out of 14 attempts. There were three interceptions and one failed fourth-down attempt.

The Patriots' opponents had their offense get within the 20-yard line 41 times, coming away with 25 TDs (61.0%), with 18 rushing TDs and seven passing TDs. The opponents tried 12 field goals and cashed in on 11. There were two interceptions-thrown and one failed fourth-down attempt.



## ASSISTANT COACHES



### **DON BLACKMON** **Assistant Linebacker**

Now in his second year as an assistant coach—after playing for the Patriots from 1981-87—Don Blackmon retired as a player on April 25th, 1988 due to numerous neck problems. Blackmon assists Don Shinnick with the linebackers.

Blackmon, who played the right outside linebacker position for the Patriots, came to the club out of Tulsa University as a fourth-round draft pick in 1981. He started 72 of the 89

games in which he appeared.

Blackmon, the only player in Patriot history to have two safeties in one season (in 1985 vs. the Green Bay Packers on September 8th and at Tampa Bay on October 27th), had 541 tackles (277 solos) in his career. He had 30½ sacks, six fumble recoveries and 19 pass deflections. In addition, he had five interceptions for 63 yards (12.6 average) with a long return of 39 yards, done in 1983. He also had 10 forced fumbles.

In six playoff games over his career, he had 31 tackles (21 solos), four sacks and 10 pass deflections.

In 1987, Blackmon played in—and started in—four games. He was placed on the Injured Reserve (IR) list on November 11th after suffering a neck injury late in the Los Angeles Raiders-New England game played at Sullivan Stadium on November 1st. Blackmon, who had suffered a neck injury in college and in 1981, his first year as a pro, had surgery performed on his neck at the University of Florida in Gainesville.

Blackmon, a Fort Lauderdale, Fl., native, had 31 tackles (17 solos) during the 1987 season. His best game came vs. Miami—the season-opener on September 13th—when he had 13 tackles (eight solos) and knocked down three passes. He followed that with nine tackles (five solos) against the Jets on September 21st, had four tackles (two solos) at Indianapolis on October 25th and had five tackles (two solos) vs. the Raiders.


In 1986, Blackmon finished as the team's fifth top tackler with 84 hits (40 solos) in starting 15 of the 16 regular season games (missed at Pittsburgh on October 19th due to knee injury). In addition, he was third on the team in sacks with seven and a half for 56 yards. His best season came in 1984 when he finished with 136 tackles (65 solos), in addition to picking up six sacks and 11 quarterback pressures. He had a career-high eight sacks in 1985.

Blackmon was a three-time All-Missouri Valley Conference selection in college. A three-year starter, he recorded 40 tackles for minus yardage (239 total yards) as a senior to set a team record and was named the conference's Defensive Player of the Year.

The 31-year-old Blackmon (born March 14, 1958 in Pompano Beach, Fl.) and his wife, Jacqueline, have two daughters, Candice (7) and Tiffany (4), and one son, Don II (2½).

### **FOR THE RECORD...**

The Patriots kicked 13 field goals last season (six by Teddy Garcia and 10 by Jason Staurovsky). The longest was a 50-yarder by Garcia vs. Minnesota on September 11th. There were two other field goals longer than 40 yards (47-yarder vs. Jets on September 4th and 43-yarder at Green Bay on October 9th — both by Garcia). The average length on field goals-made was 33 yards.



## **JIMMY CARR**

### **Defensive Backfield**

Jimmy Carr, who is in charge of the team's defensive backfield, is in his fifth year with the Patriots.

Before coming to the Patriots, Jimmy was the defensive coordinator and linebackers coach for the Denver Gold of the USFL in 1984 and 1983. You have to look long and hard for a person with more on-the-field experience than Jimmy Carr. He has spent 28 years in the NFL, with nine coming as a player and the other 19 as an assistant coach.

His NFL coaching career started in 1966 with the Minnesota Vikings (1966-68, handling the defensive backs). He then went with the Chicago Bears in 1969 (was the defensive coordinator and defensive backfield coach). From 1970-72, he was the defensive coordinator and defensive backfield coach with the Philadelphia Eagles, handling those same duties with the Chicago Bears in 1973 and 1974 and the Detroit Lions in 1975 and 1976.

Jimmy was named the Buffalo Bills' linebackers coach in 1977, before going with the San Francisco 49'ers in 1978 as the team's defensive coordinator and defensive backfield coach. Carr returned to the Vikings, serving as the defensive backfield coach from 1979-81.

A native of Kayford, West Virginia, Jimmy attended Morris Harvey College (located in Charleston, W.V.; college now known as the University of Charleston). A physical education major, he played running back, defensive back and linebacker through his college days. Morris Harvey took part in three bowls in his four years. They beat Lebanon Valley in the Burly Bowl in Jimmy's freshman year, beat East Carolina in the Elks Bowl his junior year and lost to the University of Tampa in the Cigar Bowl his senior year of 1954. Jimmy also played three years of baseball and two years of basketball in college. He was elected into the school's Hall of Fame in 1986.

Carr began his pro playing career with the then-Chicago Cardinals as a running back in 1955. After serving a hitch in the U.S. Army, Carr returned to the Cardinals for the 1957 season. He played one year of Canadian football (Montreal in 1958) and then returned to the NFL as a defensive back with the Philadelphia Eagles, playing from 1959-63.

In 1960, Jimmy helped the Eagles win the World Championship (10-2 record, beating Green Bay by a 17-13 score). He had another thrill that season when he broke a 10-10 tie vs. the NY Giants at Yankee Stadium by returning a fumble 38 yards for a fourth quarter touchdown. The Eagles won the mid-season game, 17-10.

Jimmy completed his playing days with the Washington Redskins in 1964 and 1965, playing the linebacker position his final two seasons. The 56-year-old Carr (born March 25, 1933) and his wife, Lila Lee, have been married 29 years. They have two children, Ken (29) and Gwen (24).

Ken graduated from Wheaton College in 1983 and graduated from the Trinity Evangelical Seminary in December of 1987. A Second Lt. in the Air Force Reserves, he is an Air Force chaplain. Gwen is a graduate of Colorado State University after attending the University of Missouri for three years; she majored in journalism/public relations. Her husband, Mike Jensen, is a cameraman for KUSA, the ABC television station in Denver.

#### **FOR THE RECORD...**

Using the baseball won-loss formula, Tony Eason has 25 wins, 19 losses and two no-decisions in 46 starts — and in relief, he has a 1-1-2 mark. Steve Grogan has a 71-51-3 record in starts and 3-0-8 record in relief. Doug Flutie has a 7-3-0 record in starts and 1-0-0 in relief.



## **BOBBY GRIER**

### **Offensive Backfield**

Bobby Grier, who is in charge of the team's offensive backs, has been on Raymond Berry's staff since just prior to the 1985 season. This is his fifth year with Berry as the team's head mentor. But he was on the coaching staff before.

This is the second time that Grier has been an assistant coach with the Patriots. He was the team's offensive backfield coach under Ron Erhardt in 1981 (named March of 1981). Bobby was named a college scout with the Patriots seven months later (July of 1982), and was in that capacity with the organization until Raymond Berry summoned him to the sidelines. Grier and Berry were assistant coaches on the Erhardt staff in 1981.

A native of Detroit, he began coaching at the college level in 1974 when he joined George Mans' staff at Eastern Michigan as the offensive backfield coach. He was with Mans for two years at Eastern Michigan, and with Ed Chlebek at EMU for two years. When Chlebek was named head coach at Boston College in January of 1978, Grier became the BC offensive backfield coach.

He coordinated the team's offensive game plan there. He help turn around a BC program that was 0-11 his first season, moving to 7-4 his final year. At BC, one of his recruits was standout receiver Brian Brennan, now with the Cleveland Browns.

Grier was the offensive coordinator at Northwestern University under coach Dennis Green for several months in 1982, before leaving to re-join the Patriots.

He was an outstanding running back at the University of Iowa, graduating in 1964. A three-year starter in college, he was named honorable mention All-Big Ten as a junior and senior. He led the team in rushing as a senior with 406 yards on 98 carries (4.1 average).

Upon graduating from college, he began his coaching career as an assistant at Kettering (Michigan) High School. Following four years at Kettering, he was head coach at the Martin Luther King High School for the 1970-73 seasons. His 1973 team won the Detroit City title with a 9-1 record.

The 46-year-old Grier (born November 10, 1942 in Detroit) and his wife, Wendy, will have been married 24 years come September of 1988. They have two sons, Chris (19) and Michael (14). Chris is a recent graduate of Holliston (Mass.) High School, where he was the football team's quarterback. He is now attending the University of Massachusetts as a freshman (plays football). Mike is considered to be one of the top young hockey players in Massachusetts.



## **RAY HAMILTON**

### **Assistant Defensive Line**

Now in his fifth year as a coach, Ray Hamilton, a starting nose tackle for the Patriots from 1973-1981, was hired to help defensive line coach Eddie Khayat during training camp in 1985. He had no previous coaching experience, but Raymond Berry liked what he saw. Hamilton was named a part-time staffer and then on September 24th, 1987, added as a full-timer.

As a player, although he was a two-time All-Big 8 selection at Oklahoma, Hamilton was not selected until the 14th round of the 1973 draft. Despite being selected so low in the draft, he moved immediately into the starting lineup as a left defensive end in 1973 and set a team record for quarterback sacks by a rookie with seven (record was broken by Garin Veris, who had 10 in 1985).

Hamilton, who retired prior to the 1982 season, started all 14 games his rookie campaign and went on to start 110 consecutive games through November 2nd, 1980 (his 110 straight starts were a team record until 1985 when CB Raymond Clayborn started his 111th straight game vs. Buffalo on October 13th).

Ray was moved to nose tackle in 1974 when the Patriots went to a 3-4 alignment. He had five sacks that season. He had six more sacks in 1975 and made two fumble recoveries, one going for a 23-yard TD in a 24-17 loss at St. Louis (on 11-2-75).


Hamilton had tremendous seasons in both 1976 (when the Patriots won the AFC East title with an 11-3 record) and 1977. He took part in more than 600 plays during 1976, recording 6½ sacks, two fumble recoveries and 45 solo tackles (second among the team's defensive linemen). Hamilton led the defensive line with 44 solos in 1977 and added a career-high 9½ sacks (second on the team) with 10 quarterback pressures.

Ray continued his fine play in 1978, finishing the season with 85½ total tackles (first on the defensive line), five sacks, 14 QB pressures and a career-high three fumble recoveries. In 1979, he had 68½ tackles, six sacks and 11 QB pressures. In 1980, he topped the defensive line with 50 solo tackles (also second on team with eight sacks for 71 yards).

No longer a starter in 1981 (he did make 39 tackles, with 30 solos), he had a half sack that season, bringing his career total to 53½ before retiring at the close of the season.

Owner of a bachelor's degree in marketing (Oklahoma, 1973) and a master's degree in Public Administration (Suffolk University, 1977), Hamilton and his wife, Paula, have owned and operated their own printing company — Hamilton Printers, downtown Boston — since 1982. They have two sons, Kadar (13) and Damon (10). Hamilton, an avid tennis player, is an accredited tennis official who has worked several professional tournaments in the Boston area.

A native of Oklahoma City, OK, the 38-year-old Hamilton was born Jan. 20, 1951.



## **HAROLD JACKSON**

### **Receivers**

Harold Jackson, the Patriots' receivers coach, is going into his fifth season on the Patriots' coaching staff. He was the club's assistant receivers coach his first season, in 1985, before being named to his present position the following year.

Jackson played 17 years in the NFL, catching 579 passes for 10,372 yards (17.9 average) with 76 touchdowns from his wide receiver spot over those years.

Jackson's number of catches rank 10th best in the league's history, his career yardage via the pass ranks fifth best and his career touchdown catches rate him tied for 10th (with Hall of Famer Fred Biletnikoff). Jackson, who took part in five Pro Bowls (in 1969, 1972, 1973, 1975 and 1977), had 29 100-plus yard receiving games in his career, for sixth best in NFL history.

Harold played with the Los Angeles Rams in 1968 and 1973-77, with the Philadelphia Eagles 1969-72, with the Patriots from 1978-81 and with the Seattle Seahawks in 1983.

An 11th-round draft choice by the Rams in 1968 out of Jackson State University, Harold had his finest pro season in terms of passes caught in 1969 with the Eagles when he had 65 catches for 1,116 yards (17.2 average) with nine touchdowns. That was his second year—his first full, after having played just two games in 1968—in the NFL. He also led the league in that department in 1972 when he caught 62 passes for 1,048 yards (16.9 average) with 13 touchdowns for the Eagles; he also led the league in yards via the catch that season. He returned to the Rams (as part of the deal for QB Roman Gabriel) the following

year, 1973, and led the league in average per catch with a 21.9 norm (874 yards in 40 catches) and in touchdowns with 13.

As a Patriot, Jackson was coached by Berry for four seasons. Over that time, he caught 156 passes for 3,162 yards (20.3 average) with 18 touchdowns. He is the 12th top receiver in Patriot history in passes caught and is fourth in yards via the pass. He had his best season with New England in 1979 with 45 catches for 1,013 yards (22.5 average) with seven touchdowns. That 1,000-plus season is just one of four in the team's history. Jackson had three 1,000-yard seasons in his career (1969, 1972 and 1979).

Jackson had eight 100-plus games as a Patriot (best vs. Vikings in 1979, 147 yards on five catches). Harold had a three TD day (49, 44, 28 yards) against the Jets (9-9-79) in a 56-3 Patriot win. There was a point in which Harold had started 167 consecutive games, but that streak ended when the Patriots entered their game at Houston on 11-10-80 with a double TE formation (was the only offensive play he did not take part in the rest of that game).

He had a nine-catch outing while playing for the Eagles, for 161 yards against Dallas on September 17, 1972 (best day as a Ram came vs. New Orleans in 1977 when he caught eight passes for 127 yards and 2 TDs). In 1973 (10-14), he had his finest day in terms of yards caught, with 238 yards (in seven receptions) against Dallas while playing for the Rams; he had four TD catches that game. Harold had his longest catch come against the Giants, a 79-yarder, on 10-11-70.

The 43-year-old Jackson (born January 6, 1946 in Hattiesburg, MS) has a son, Terry (24), and twin daughters, Yolando and Rolando (12). Terry owns a detailing company in Hattiesburg, Miss.



## **EDDIE KHAYAT** **(Pronounced Kl yat)**

### **Defensive Line**

There is plenty of NFL in Eddie Khayat, having coached in the league for 22 years. Khayat, who is in his fifth year in charge of the Patriots' defensive line, came to the Patriots from the Detroit Lions where he coached from 1982-84. He was with the Baltimore Colts for five years prior to that, serving as defensive line coach there as well. Eddie became

a coach in 1967 with the New Orleans Saints through the 1970 season. He then moved to the Philadelphia Eagles in 1971, and became the team's head coach three games into that season and was the head mentor throughout the 1972 campaign.

He was an assistant coach under coach Don McCaffrey with the Detroit Lions in the 1973 and 1974 seasons (was with Raymond Berry as an assistant coach there), with the Atlanta Falcons in 1975 and 1976 under Marion Campbell, and with the Baltimore Colts from 1977-79, under coach Ted Marchibroda and 1980-81 under coach Mike McCormack. Khayat was on the staff of the Colts team that won the AFC East title in 1977 with a 10-4 record. In 1982 and 1983, his Lions teams went to the playoffs, winning the NFC Central championship with a 9-7 record.

Over his years, he has coached such players as Hall of Famer Doug Atkins (Saints), Claude Humphrey (Falcons), Dave Rowe (Saints), Mike Barnes and John Dutton (Colts) and Doug English and Bill Gay (Lions). All were selected to the Pro Bowl. In 1977, one of his players, Mike Barnes, was selected winner of the Mac Truck Award, the best defensive lineman in the league as selected by the players.

Eddie is known for his abilities as both a teacher and motivator. Khayat came into the pro game as a free agent defensive end and defensive tackle for the Washington Redskins in 1957, then moved to the Philadelphia Eagles in 1958-61 (with Patriot defensive backfield coach Jim Carr as members of the World Champion 1960 Eagles team), and was back with the Redskins for the 1962 and 1963 seasons.




He was coached by such fine mentors as Mike Holovak (Patriots), Nick Skorich and Buck Shaw (Eagles), Joe Kuharich (Redskins and Eagles) and Bill McPeak (Redskins).

He made a return to the Eagles for the 1964 and 1965 seasons, and ended his playing days with the Boston Patriots in the AFL in 1966.

A 1957 graduate of Tulane University, Ed was an offensive and defensive end at Millsaps College in 1953, at Perkinson Junior College in 1954 and at Tulane from 1955-56.

Eddie's younger brother, Bob, was a placekicker for the Redskins in 1960, '62 and '63. He was selected to the Pro Bowl his rookie season. Bob is in his first year as the Director of the NCAA Foundation, following years of being Vice Chancellor of the University of Mississippi. He raised more than 40 million dollars for Ole Miss.

The 53-year-old Khayat (born September 14, 1935 in Moss Point, Mississippi) and his wife, Deborah, have been married 23 years. They are the parents of two boys, Ed, Jr. (20) and Bill (16). Ed is a senior psychology major at Millersville (Pa.) State College. Bill is a junior at York (Pa.) Catholic High School, where he plays football, basketball and baseball.



## **GUY MORRISS**

### **Offensive Line**

After serving as the team's assistant offensive line coach in 1988, Guy Morriss takes over the offensive line coaching helm this season (named January 9th, 1989). Morriss was named the team's assistant offensive line coach on August 23rd, 1988, the day after he officially hung up his helmet after 15 years of pro ball.

Morriss, who started 173 of the 217 games he played in over his pro career, takes over the offensive line coaching spot from Rod Humenuik, who now holds that position with the New York Jets after four years with the Patriots.

Morriss, a long-snapping specialist in his time with New England, played for the Patriots for four seasons after joining the team as a free agent during the 1984 training camp. He wore the Patriots uniform for 59 games (22 starts). Prior to coming to the Patriots, Morriss played in 158 games (151 starts) during an 11-year career with the Philadelphia Eagles.

He went to Philadelphia as the team's second-round draft choice out of Texas Christian University (TCU) in 1973. Morriss, who hails from Colorado City, Texas, was an All-NFC selection in 1981 while with the Eagles and played on six playoff teams — two with the Patriots (1985 and 1986) and four with Philadelphia (1978, 1979, 1980, 1981) — and two Super Bowl teams (in 1980 in Super Bowl XV with the Eagles and in 1985 in Super Bowl XX with the Patriots).

Morriss, who started 89 consecutive games for the Eagles between 1976 and 1983, is listed in the Eagles' record book for most consecutive games-played, with the 157 figure putting him fourth on the list.

While in college, Morriss was a three-year letterman and was selected to the All-Southwest Conference team as a guard. He was team captain as a senior and went on to participate in the Senior Bowl game, the coaches All-America game, the college all-star game and the Blue-Gray game. He was a physical education major at TCU.

Morriss was an all-star tight end at Sam Houston High School in Arlington, Texas.

The 38-year-old Morriss (born May 13, 1951 in Colorado City, Texas) and his wife, Jackie, have five daughters — Colleen (20), Melanie (16), Kerry (15), Savannah (2) and Austin Leigh (born May 13, 1989). The Morrisses reside in Wrentham, Mass.

Morriss enjoys hunting and owns World Champion show horses.



**JOHN POLONCHEK**  
**(Pronounced Pole LAWN check)**  
**Special Assistant**  
**To The Head Coach**

John Polonchek is in his fifth year on the Raymond Berry staff, coming to the staff from the Los Angeles Raiders, where he was a scout during the 1984 season.

In his position as special assistant to Berry, Polonchek is in charge of working with the computer department in scouting the opponents as well as looking for tendencies in the Patriots' game.

This is his second time with the Patriots, having served as the team's quarterbacks coach from 1975 to 1980 under Chuck Fairbanks and Ron Erhardt. John then became the quarterbacks coach for the New Jersey Generals of the USFL under Fairbanks in 1983 and Walt Michaels in 1984.

Polonchek had his coaching start in 1950 as a graduate assistant at his alma mater, Michigan State University, under then-head coach Biggie Munn. He was in the Air Force from 1952-55, where he played and coached. John left the Air Force with the rank of Lieutenant. He then went back to MSU as an assistant coach under then-head coach Duffy Daugherty, coaching the freshmen and coaching the varsity running backs from 1956-58.

He then went to the University of Colorado where he coached the offensive and defensive backs from 1959-61. John then went into business in Denver while working as a part-time scout for the Raiders and the Jets of the AFL. He joined the Jets on a full-time basis in 1966.

Polonchek coached the Oakland Raiders' running backs from 1967-71 under John Rauch and John Madden, with the team making the playoffs all but one of those six years (lost to Green Bay in Super Bowl his first season). He was with the Packers as receivers coach from 1972-74, before going to the Patriots in 1975.

Polonchek (born in Granastov, Czechoslovakia, leaving that country at age six) grew up in East Chicago, Ind. He and his wife, Joan, have been married for 34 years. They have three children—John, Jennifer and Jeanna—and four grandchildren.

Young John is an associate professor of finance at Oklahoma State University. Jennifer is a marketing executive in the Saturn division of General Motors. Jeanna is a certified athletic trainer at a sports medicine clinic in Gloucester, Mass.



**KEITH ROWEN**  
**Special Teams/Tight Ends**

Keith Rowen joined the Patriots' coaching staff on January 26th, after four years — from 1985-88 — as the special teams/assistant offensive line coach with the Indianapolis Colts.

Rowen began his coaching career as a graduate assistant at Stanford. He followed that with two seasons (1975-76) as the school's defensive line and special teams coach, before moving to Long Beach State University as the offensive line coach from 1977-78. He followed that with five seasons, from 1979-82, as the offensive line/special teams coach at the University of Arizona.


Rowen had his first pro coaching position come as the offensive line/offensive coordinator with the Boston/New Orleans Breakers of the United States Football League (USFL). He was with the club for the 1983 and 1984 seasons, before moving to the Cleveland Browns, where he was the club's running backs coach in 1984.

As a football player, Rowen lettered three seasons as an offensive guard at Stanford. He was selected an All-American by The Football News. In addition, he was picked to the All-PAC-8 squad, the All-Coast squad by the Associated Press and United Press International and was named an Academic All-American.

He was taken in the 11th round of the NFL draft by the Philadelphia Eagles and remained with the team until the last cut. Rowen began his coaching career at that time. Rowen, who majored in political science while an undergraduate, gained his Master's degree from Stanford in 1977 and then went on to get a doctorate in athletic administration from USC.

Keith has football coaching in his genes. His dad, Dr. Vic Rowen, is the head coach at San Francisco State University. In 32 years as a head coach, the elder Rowen has put together a 129-166-10 record (117-156-10 record since 1961 at Div. II San Francisco; was 12-10-0 in three seasons at Defiance College).

Keith, 36 (born September 2nd, 1952 in New York, N.Y.), is married to the former Sheri Andrews of Laguna Beach, Calif. They have three daughters — Mandee (8), Holly (5) and Kelly (1).



## **DON SHINNICK**

### **Linebackers**

Don Shinnick is in his fifth year on Raymond Berry's staff. Berry added his former Baltimore Colts roommate as linebackers coach in early January of 1985, bringing the former linebacker from Columbia, Missouri, where Don was an insurance man since leaving coaching in 1981. He was the head coach at Central Methodist College (Fayette, Missouri) for three seasons, and was a coaching consultant for that school in 1982.

His pro coaching started in 1970 with the Chicago Bears as a defensive backfield coach. He came to the Bears under coach Jim Dooley to put in a true zone defense for the Bears (the team had never used a true zone defense before he came there). After two years with the Bears, he moved to the St. Louis Cardinals in 1972, where he was the team's linebackers coach.

In 1973, he joined the Oakland Raiders where he coached the linebackers through the 1977 season. The Raiders didn't have a defensive coordinator in his years on the John Madden-coached team, but Shinnick played a key role in drawing up the team's defensive plans. Over his five years with the Raiders the team reached the playoffs each season, including winning the Super Bowl in 1976 with a 32-14 win over the Vikings.

Shinnick, known for his ability to instruct, has coached such people as Dick Butkus and Ted Hendricks in his years with the pros.

A native of Kansas City, Missouri, Shinnick played at San Pedro (CA) High School before starring at UCLA (Named to San Pedro Hall of Fame in 1985). He played a different position each season in college (offensive guard, defensive back, running back and linebacker, in that order). He was an honorable mention All-America as a senior.

He played 13 years—all as a starter—for the Baltimore Colts as the team's number two draft choice. Over his years in the NFL, he intercepted 37 passes, an all-time NFL record for linebackers. In 1959, Don tied for the Colts team lead in interceptions with seven (for 70 yards).

He played on four championship teams from 1957 to 1969. He has coached on two other Super Bowl teams—with the Patriots and the Raiders. He was coached by such standout mentors as Don Shula, Chuck Noll, Weeb Ewbanks and Madden over his NFL career.

Don has been giving church service meetings to the Boston Red Sox and visiting baseball teams as well as the Boston Celtics and visiting basketball teams since coming to the area.

The 54-year-old Shinnick (born May 15, 1935 in Kansas City, Missouri) and his wife, Marsha, have been married 31 years. They have five boys—Joel (29), Josh (26), Peter (24), Adam (19) and Christopher (13). Joel is on the professional motorcycle racing circuit. Josh, who played football at UCLA, is in his third year of Law School (McGeorge Law School, a branch of University of Pacific). Peter is a recent University of Colorado graduate, where he was an offensive lineman on the football team. Peter was a graduate assistant coach at the University of Richmond last year and this season is a graduate assistant at the University of Arkansas. Adam, who led Eastern Mass. High School football players in scoring for two years, is now a sophomore at Penn State. Don has two grandchildren.



## **JERRY SIMMONS**

### **Strength and Conditioning**

Now in his second year as the team's strength and conditioning coach, Jerry Simmons came to the Patriots in June of 1988, replacing Dean Brittenham, who held the position from 1985-87.

Simmons, a native of Elkhart, Kansas, came to the pros from the University of Southern California (USC), where he was that school's strength and conditioning coach for five years (since 1983-84 school year).

In his position with the Patriots, Simmons is in charge of making sure the Patriots field the best conditioned and the strongest team in the league. He also works with trainer Ron O'Neil and assistant trainer Jim Pluemer in helping to rehabilitate injured players.

While at USC, Simmons oversaw the operation of the school's 7,300-square-foot strength and conditioning facility. He also designed the weight room. In addition, he developed a year-round individual strength and conditioning program for all the school's athletes. During the 1984 Summer Olympics held in Los Angeles, Simmons—who was a nominee for Strength Coach of the Year in 1983, 1984 and 1988—was a strength training site director.


Prior to going to USC, Simmons served two years (1981-82 and 1982-83 school years) as the strength and conditioning coach at Rice University. He designed Rice University's first strength and conditioning facility.

A 1977 graduate of Fort Hays (Kan.) State University with a bachelor's degree in physical education, he began his coaching career at Fort Hays State in 1978 as an assistant strength coach and graduate assistant working with linebackers. In 1978, he also earned a master's degree in physical education and secondary education.

He left coaching in 1979 to work on a farm (still owns it with his two brothers and sister). In 1980, he returned to Fort Hays as a full-time coach in charge of linebackers and ends, as well as conditioning. He also was the school's head junior varsity coach. He moved to Clemson University as assistant strength coach in May of 1980, and remained there until June of 1981 when he moved on to Rice.

Simmons played football (linebacker) for two years at Fort Hays State. In his senior year he won all-state honors. Fort Hays won the conference title in Jerry's senior year. Before attending Fort Hays State, he attended Garden City (Kan.) Junior College. In high school at Elkhart (Kan.) High School, he was a three-year all-conference and all-area choice at linebacker.

The 35-year-old Simmons (Born June 15, 1954 in Elkhart, Kansas) and his wife, Rebecca, have two sons, Joe (6) and Jordon Lynn (1½), and a daughter, Jennifer Jo (4).



## **RICHARD WOOD**

### **Quarterbacks**

Richard Wood is in his first season as the Patriots' quarterbacks coach. Named to the Patriots' staff on January 19th, Wood had been with the Kansas City Chiefs as the receivers coach during the 1987 and 1988 seasons.

Wood broke into the coaching game in 1967 as the assistant freshman coach at the University of Georgia. He became the school's head freshman coach the following year. In 1969

and 1970, he was the receivers coach with the Oakland Raiders, before going to the University of Mississippi as the receivers-quarterbacks coach from 1971-73.

In 1974, he was the offensive coordinator and quarterbacks coach of the Cleveland Browns. In 1976 and 1977, he was the quarterbacks coach with the New Orleans Saints, before moving to the Atlanta Falcons as that team's quarterbacks coach between 1978-82. In 1983, Wood was the offensive coordinator and quarterbacks coach with the Philadelphia Eagles.

While working in private industry for one year (1986), Wood became a volunteer coach at Auburn University. He helped give his alma mater a passing game during the spring and oversaw things during the season.

Auburn went 10-2 under coach Pat Dye in 1986, and beat USC, 16-7, in the Citrus Bowl (held in Orlando, Fl.). In putting in the passing attack for Auburn, the team went from a 45.7 passing percentage in 1985 (and just five touchdowns) to a 56.5 completion percentage and 10 touchdowns.

As a collegian, Wood played both the defensive back and quarterback positions at Auburn. The team went 9-0-1 in 1958 and finished fourth in both the AP and UPI rankings.

In the pros, Wood played with six different teams in seven seasons. A 12th-round draft choice of the Baltimore Colts in 1959, he was a reserve quarterback with the club through the 1961 season. He went on to play for the San Diego Chargers and the Denver Broncos (1962), the New York Jets (1963-64), the Oakland Raiders (1965) and the Miami Dolphins (1966).

Wood is the answer to a couple of trivia questions: Along with being a backup to Unitas, Wood was the Jets' starting quarterback before Joe Namath came to the pros, and he was the first starting quarterback in Miami Dolphins history.

The 53-year-old Wood (born February 29th, 1936) is a native of Lanett, Alabama. He and his wife, Peggy, have two children, Bart and Rhonda.

### **FOR THE RECORD...**

The Patriots had 15 rushes of 15 yards or more in 1988, with the longest coming on a 52-yard pickup by John Stephens at Denver on December 17th. Stephens had 10 of the team's 15 long-distance runs. There were six runs of 20 yards or more with Stephens having five of them.

There were 26 New England pass plays that traveled 20 yards or more, with the longest being an 80-yarder from Doug Flutie to Irving Fryar vs. Chicago on October 30th. There were eight plays 30 yards or longer, with Flutie on the tossing end of five of those plays.

New England's opponents had 25 runs of 15 yards or longer, with Andre Reed of Buffalo going the longest at 36 yards at Buffalo on October 23rd. There were nine runs that were 20 yards or longer.

The longest pass play against the Patriots was a 51-yard TD, going from Houston's Cody Carlson to Allen Pinkett on September 25th at Houston. There were 33 pass plays of 20 yards or longer (nine of 30 yards or longer).



# HEAD COACHES RECORDS

## Regular Season Games Coaching Records

Coach	Seasons	Years	W-L-T Record	Pct.
LOU SABAN	1½	1960-61	7-12-0	.368
MIKE HOLOVAK	7½	1961-68	52-46-9	.528
CLIVE RUSH	1½	1969-70	5-16-0	.238
JOHN MAZUR	2	1970-72	9-21-0	.300
PHIL BENGTSO	½	1972	1-4-0	.200
CHUCK FAIRBANKS	6	1973-78*	46-39-0	.541
RON ERHARDT	3	1979-81	21-27-0	.438
RON MEYER	2½	1982-84	18-15-0	.545
RAYMOND BERRY	4½	1984-88	43-28-0	.606

\*Fairbanks was under suspension for 12-18-78 game against Miami, won by Dolphins 23-3. Erhardt & Bullough served as acting co-head coaches and this loss is not included in Fairbanks' record.

## Postseason Coaching Records

Coach	Games	Years	W-L-T Record	Pct.
MIKE HOLOVAK	2	1963	1-1-0	.500
CHUCK FAIRBANKS	2	1976, 1978	0-2-0	.000
RON MEYER	1	1982	0-1-0	.000
RAYMOND BERRY	5	1985, 1986	3-2-0	.600

## Preseason Coaching Records

Coach	Games	Years	W-L-T Record	Pct.
LOU SABAN	9	1960-61	7-2-0	.778
MIKE HOLOVAK	27	1962-68	5-22-0	.185
CLIVE RUSH	9	1969-70	2-7-0	.222
JOHN MAZUR	12	1971-72	3-9-0	.250
CHUCK FAIRBANKS	34	1973-78	20-13-1	.630
RON ERHARDT	12	1979-81	7-5-0	.583
RON MEYER	12	1982-84	3-9-0	.250
RAYMOND BERRY	17	1985-88	8-9-0	.471

## Opening Day Coaching Records

Coach	Games	Years	W-L-T Record	Pct.
LOU SABAN	2	1960-61	0-2-0	.000
MIKE HOLOVAK	7	1962-68	3-4-0	.429
CLIVE RUSH	2	1969-70	1-1-0	.500
JOHN MAZUR	2	1971-72	1-1-0	.500
CHUCK FAIRBANKS	6	1973-78	2-4-0	.333
RON ERHARDT	3	1979-81	1-2-0	.333
RON MEYER	3	1982-84	2-1-0	.667
RAYMOND BERRY	4	1985-88	4-0-0	1.000

# ESPN

The Patriots have been on ESPN each of the two years — they have a 1-1 record — the cable television network has done NFL games. In fact, the very first ESPN telecast of an NFL regular-season game had the Patriots in it.


It came on November 8th, 1987 in East Rutherford, N.J., vs. the New York Giants. The Giants were in front, 14-0, at halftime, but the Patriots came charging back, only to have the air escape from their balloon when All-Pro linebacker Lawrence Taylor picked off a New England pass — on a first down with slightly more than one minute remaining and the ball on the Giants' 17-yard line.

New England had an equally-thrilling game last year before the ESPN cameras. The Patriots came away with a 6-3 verdict over the host Miami Dolphins on November 20th. Placekicker Jason Staurovsky had all the New England points, from 22 and 34 yards out.

# ALL-TIME COACHES ROSTER

Name	Position	Total Years	Years of Service
Beatty, Bruce	Offensive Line	4	1969-1972
Bengtson, Phil	Head Coach (Int.)	1½	1972
Berry, Raymond	Receivers	4	1978-1981
	Head Coach	4½	1984-1988
Blackmon, Don	Staff Asst.	1	1988
Brittenham, Dean	Strength/Conditioning	3	1985-1987
Brasher, Tommy	Linebackers	3	1982-1984
Bruney, Fred	Defensive Backfield	2	1962-1963
Bryant, Cleve	Offensive Backfield	3	1982-1984
Bullough, Hank	Defensive Line	7	1973-1979
Campbell, Marion	Defensive Line	2	1962-1963
Cappelletti, Gino	Special Teams	3	1979-1981
Carr, Jim	Defensive Backfield	4	1985-1988
Caruthers, LeBaron	Strength/Conditioning	3	1982-1984
Collier, Joel D.	Defensive Backfield	2	1960-1961
Dotsch, Rollie	Outside Linebackers	2	1975-1976
Elias, Bill	Defensive Backfield	2	1969-1970
Endicott, Steve	Receivers	2½	1982-1984
Erber, Lew	QB's/Off. Coord.	3	1982-1984
Erhardt, Ron	Offensive Backfield	6	1973-1978
	Head Coach	3	1979-1981
Evans, Dick	Defensive Line	2	1971-1972
Fairbanks, Chuck	Head Coach	6	1973-1978
Fletcher, Tom	Defensive Backfield	2	1971-1972
Gibson, Claude	Defensive Backfield	1	1968
Grier, Bobby	Offensive Backfield	5	1981, 85-88
Hamilton, Ray	Asst. Def. Line	4	1985-1988
Holovak, Mike	Offensive Backfield	1½	1960-1961
	Head Coach	7½	1961-1968
Humenuik, Rod	Asst. Head Coach/Offensive Line	4	1985-1988
Jackson, Harold	Asst. Receivers/Receivers	4	1985-1988
Khayat, Eddie	Defensive Line	4	1985-1988
Kinard, Billy	Defensive Backfield	2	1979-1980
Lantz, Rick	Linebackers	1	1981
Loudd, Rommie	Linebackers	1	1966
McLaughlin, Leon	Offensive Line	1	1977
Mazur, John	Offensive Backfield	1½	1969-1970
	Head Coach	2	1970-1972
Meyer, Ron	Head Coach	2½	1982-1984
Meyer, John	Linebackers	4	1969-1972
Miller, Burnie	Special Teams	1	1972
Miller, Red	Offensive Line	6	1960-61, 73-76
Mora, Jim	Defensive Coordinator	1	1982
Morriss, Guy	Asst. Off. Line	1	1988
Muir, Bill	Offensive Line	3	1982-1984
Nelsen, Bill	Quarterbacks	2	1973-1974
Parcells, Bill	Linebackers	1	1980
Parilli, Babe	Quarterbacks	1	1981
Perkins, Ray	Receivers	4	1974-1977
Polonchek, John	Quarterbacks/ Special Asst to Head Coach	10	1975-1980, 1985-88
Richardson, Jesse	Defensive Line	5	1965-1969
Ringo, Jim	Offensive Line	4	1978-1981
Roach, Dick	Defensive Backs	1	1981
Rush, Clive	Head Coach	1½	1969-1970
Rust, Rod	Defensive Coordinator	5	1983-1987
Rutigliano, Sam	Off. Backs-Receivers	3	1971-1973
Saban, Lou	Head Coach	1½	1960-1961
Scamecchia, Dante	Special Teams/TES	7	1982-1988
Shinnick, Don	Linebackers	4	1985-1988
Shurmur, Fritz	Defensive Line	4	1978-1981
Sidwell, Steve	Linebackers	3	1982-1984
Simmons, Jerry	Strength/Conditioning	1	1988
Smith, Jerry	Defensive Line	2	1960-1961
Spinney, Art	Offensive Line	7	1962-1968
Steckel, Les	Quarterbacks/Receivers	4	1985-1988
Stoltz, Jerry	Receivers	4	1969-1972
Sumner, Charlie	Linebackers, Defensive Backs	6	1973-1978
Taseff, Carl	Defensive Backfield	1	1964
Valek, Jim	Special Teams	3	1973-1975
Walker, Dick	Defensive Backs	1	1977
Walters, Steve	Defensive Backs	3	1982-1984
Weaver, Larrye	Defensive Backfield	4	1973-1976
Weber, Chuck	Def. Line/Backfield	4	1964-1967
Yewcic, Tom	Offensive Backfield	4	1967-68, 79-80
	Special Teams	3	1976-1978

## STAFF PERSONNEL



### **ROBERT DURKIN** **Vice President — Administration**

Robert Durkin, who joined the Patriots organization during the 1988 season after Victor K. Kiam II acquired his interest in the team in late October, is responsible for the team's front office administration, including finance, marketing and stadium operations. In addition, he counsels players in matters relating to schooling and post-football careers.

Prior to joining the Patriots, Durkin worked at Remington Products for eight years in various capacities, including financial, real estate, public relations and publicity.

Durkin, a native of San Francisco, graduated from the University of California at Berkeley in 1966. After serving in the Air Force, he attended Columbia Business school, where he obtained an MBA in finance in 1971.

After obtaining his MBA, Durkin worked for Citibank in New York City for four years, specializing in lending to the real estate industry. He left Citibank in 1974 to begin developing real estate in Texas and Connecticut. In 1978, he founded Sunhouse, Inc., a Nashua, N.H.-based manufacturer of solar energy equipment.

Born on June 29, 1944, Durkin is married and has four children — Michael (21), Pat (19), Christopher (14) and Jennifer (6). His wife, Lisa, is a publisher of NFL-licensed books which use football as a basis for teaching educational concepts to children ages 4-12.



### **DICK STEINBERG** **Director of Player Development**

Regarded as one of the NFL's top talent hunters, Dick rejoined the Patriots' organization when he was named Director of Player Development on February 9, 1981. In his capacity, he is responsible for the overall scouting of players, as well as the team's trade negotiations. He also assists in the signing of players.

Steinberg rejoined the Patriots after departing his position as a scout to become Director of College Scouting for the Los Angeles Rams in June, 1976. He remained in that post until being promoted to the position of Director of Player Personnel, a post he held until June, 1980.


After his four year stay with the Rams, Steinberg joined then-General Manager Steve Rosenbloom as Vice President of Player Personnel with the New Orleans Saints. Steinberg later resigned that post on January 20, 1981 before rejoining the Patriots.

The talent he has selected has taken part in two Super Bowls—Super Bowl XX in 1986 (the Patriots) and Super Bowl XIV in 1980 (the Rams).

Steinberg is a member of the NFL Pro-College Relations Committee, with this his third year.

A native of Philadelphia, Steinberg played football and majored in Physical Education and Health at Temple University. In addition to serving a two-year tour of duty with the U.S. Army in France, Steinberg served as a high school coach at Philadelphia's Roman Catholic High (1960-61) and at Staunton (VA) Military Academy (1961-64). He then entered the collegiate coaching ranks as an assistant at Vanderbilt (1964-1967) and Kansas State (1967-69).

Following a brief stint as a scout with the Dallas Cowboys in 1969, Steinberg spent two seasons as an assistant coach at Southern Mississippi (1970-71) before joining the Patriots as a personnel scout under then-Director of Player Personnel Bucko Kilroy. Steinberg served with the Patriots from 1972 to 1976 before departing for the Rams.



## **BILL MCPEAK** **Director of Pro Scouting**

Keeping track of pro football talent for the Patriots' organization is one of the NFL's most knowledgeable football men, Bill McPeak.

A star at the University of Pittsburgh, McPeak played for the Pittsburgh Steelers as a defensive end from 1949-57. During that span, McPeak played in the 1953, 1954 and 1957 Pro Bowls.


During the final two years of his tenure at Pittsburgh, McPeak began his 17-year NFL coaching career. In 1959, he joined the Washington Redskins, staying with the 'Skins until 1965. Of his seven seasons with that club, the final five were as head coach. Included on his staff at Washington was player personnel director Bucko Kilroy, now the Patriots' Vice President.

McPeak joined the Detroit Lions in 1967 as offensive coordinator, a post he held until he went to the Miami Dolphins in 1973.

While with the Dolphins as an offensive coach, the Dolphins won Super Bowl VIII, their second consecutive Super Bowl win and third straight Super Bowl appearance.

After suffering a serious illness during the 1974 off-season, McPeak remained out of the NFL on a full-time basis until being named to his present position on July 23, 1979.

When first named as general manager on April 6, 1979, Bucko Kilroy stated that one of his top priorities was to hire a pro scout, and he was elated to have the qualified McPeak join the Patriots' organization. Since that time, McPeak has been responsible for scouting present and prospective professional football talent both on film and in game situations.



## **JOE MENDES** **Director of College Scouting**

For nine years, Joe Mendes has contributed tremendously to the Patriots' scouting department — three years as a personnel scout and the last six years as the team's director of college scouting.

As the director of college scouting, Mendes assists Dick Steinberg, the team's director of player development, in coordinating the activities of the Patriots' college scouting department. He works closely with the club's data processing department in developing the computer programming for the entire scouting department and is active in player contract signings. He spends the majority of his time on the road evaluating college players across the country.


Mendes began his association with Steinberg in 1978 when he started his full-time NFL scouting career with the Los Angeles Rams. In 1980, he followed Steinberg to New Orleans, where he worked one year as a scout for the Saints before coming to New England in 1981.

A native of Ferndale, California and an avid Boston Celtics fan, Mendes got into the scouting business in 1977 when he worked for Pro Scout, Inc., a scouting service that evaluates pro personnel.


The 37-year-old Mendes (born June 25, 1952) graduated in 1974 from Chico State University and worked for a year on his alma mater's coaching staff. He then spent a season with the Hawaii franchise of the World Football League as a special assistant coach, after which he spent the 1976 season working with the football program at the University of California.




**KATRIN ANDERSON**  
Public Relations Asst.



**LOU ASSAD**  
Team Security




**JOAN BISHOP**  
Media/Community Relations




**DON BROCHER**  
Asst. Equipment Manager



**HEATHER CHASE**  
Receptionist




**LARRY COOK**  
Scout



**TOM CROKE**  
Team Photographer



**PATTY DELGROSSO**  
Sec., VP-Administration




**KEN DEININGER**  
Video Director




**SUSAN DESROSIERS**  
Accounting Assistant



**CHARLES GARCIA**  
Scout




**TRACEY GOULET**  
Public Relations Asst.



**JIM GREENIDGE**  
Media Relations Director




**HELEN IGO**  
Adm. Asst., Scouting



**NADINE JACKSON**  
Adm. Asst., Scouting





**BILL LENKAITIS, D.D.S.**  
Team Dentist



**MARIE LOWRE**  
Adm. Asst. GM



**GEORGE LUONGO**  
Equipment Manager




**NANCY MEIER**  
Adm., Scouting



**JODIE MEYER**  
Asst. Box Office Manager




**CATHI MICONI**  
Sec., Administration




**EDIE MYERS**  
Stadium Operations




**PEG MYERS**  
Data Processing Director



**RAY MYERS**  
Stadium Operations




**FRANK NAPOLI**  
Box Office Manager




**PAT NAUGHTON**  
Scout




**JIMMY OLDHAM**  
Asst. Media Relations Director




**RON O'NEIL**  
Head Trainer



**JIM PLUEMER**  
Asst. Trainer



**MIKE POLLO**  
Scout



**STEVE POREDA**  
Systems Analyst




**BARBARA RUHL**  
Sec., President



**MARIE SAILER**  
Adm. Asst., Vice Chairman




**BEVERLY SCOLLINS**  
Sec., Coaches Office



**KEN STERNFELD**  
Scout



**DARRYL STINGLEY**  
Exec. Dir., Play. Pers.



**DAVE SUTHERBY**  
Asst. Video Director



**BOB TEAHAN**  
Scout




**GINNY VALADE**  
Finance Supervisor



**DAVE WINTERGRASS**  
PR/Marketing Director



**BERTRAM ZARINS, M.D.**  
Team Physician




**JOE ZIOBRO**  
Computer Operations Asst.

### ***FOR THE RECORD...***

The Patriots scored 12 passing touchdowns in 1988. Doug Flutie threw eight and Steve Grogan four. The longest TD pass was 80-yards, from Flutie to WR Irving Fryar vs. Chicago on October 30th. The shortest was a one-yarder, with Flutie tossing to Fryar vs. Miami on November 6th. The average TD pass was 23.5 yards.

# PATRIOTS' VETERANS



## MARVIN ALLEN 39

RB 5-10 208

TULANE 2nd year

DOB: 11-23-65 at Wichita Falls, TX

HOW ACQUIRED: D-11, 1988 (294th)

**PRO:** Played in 11 games, missing final five games because of shoulder injury...went on IR with injury on 11-16, after suffering hairline fracture of left shoulder in fourth quarter of Jets game of 11-13...finished season with 21.7 kick return avg. (391 yards, 18 returns)...was 7th in AFC and 8th in NFL when he went on IR...had long returns of 30 yards in Milwaukee vs. Packers on 10-9 and vs. Cincinnati on 10-16...had first NFL return go for 29 yards at Minnesota on 9-11...had seven runs from scrimmage for 40 yards with a long of 12 yards (vs. Miami, 11-6)...had four carries for 19 yards (long of 9) vs. Chicago on 10-30; at Jets on 11-13 had two carries for nine yards...made eight special team tackles (four solos)...with his fine speed, was able to get downfield and down several punts inside the 20 — two vs. Indy on 10-2 at the four-yard line and at the two-yard line...recovered two fumbles — at Buffalo 11-yard line on special teams at Buffalo on 10-23, setting up NE TD (Stephens in 2nd quarter), and vs. Chicago on 10-30...dropped 12 pounds from last year in order to gain quickness.

**COLLEGE:** As a senior in 1987, rushed for 369 yards on 73 carries (5.1 avg.) while sharing tailback position...particularly strong inside the 10-yard line (had 10 rushing TDs)...was second on team in receptions with 26 (for 326 yards, a 12.5 avg.) and one touchdown (76 yards vs. Virginia Tech)...team went 6-5 and played in the Independence Bowl (lost to Univ. of Washington); had four rushes for 26 yards and one catch for 18 yards in bowl game...in 1986, rushed for 373 yards on 61 carries (6.1 avg.) and three touchdowns (including a 47-yard TD vs. Southern Mississippi)...caught 27 passes for 377 yards (14.0 avg.) with one touchdown, a 65-yard catch vs. Florida State...attended Tyler (Tex.) Junior College in the 1984 and 1985 seasons and was selected all-conference both seasons (second team All-American his second year)...ran for 1,028 yards on 215 carries (4.8 avg.) with 14 touchdowns in two years of JC; caught 50 passes for 619 yards (12.4 avg.) and five touchdowns over those two seasons.

**PERSONAL:** Single...graduated with degree in sports administration and looking to get his MBA...attended Hirschi HS in Wichita Falls, Texas...was two-year starter in football (running back and linebacker) as team went 9-2 and won district title each season...was captain as senior...was all-district running back and All-Red River linebacker as senior...also took part in track, running 100 and on relay teams as anchor, making all-region in both...also played one year of baseball (outfield) and was playmaker on basketball team (guard)...hobbies: listening to music (favors jazz) and going to movies (about two per month—likes comedies)...given name: Marvin Ray Allen.

**GAMES PLAYED/STARTED:** 1988-11/0.

RUSHING							RECEIVING				
Year	G	No.	Yds.	Avg.	LG	TD	No.	Yds.	Avg.	LG	TD
1988	11	7	40	5.7	12	0	0	—	—	—	—


  

KICKOFF RETURNS						
Year	G	No.	Yds.	Avg.	LG	TD
1988	11	18	391	21.7	30	0

**OTHER STATS:** Fumble Recoveries: 1988-2.

### Single Game Career Highs

Most Carries—4 vs. Chicago 10-30-88  
2 at NY Jets 11-13-88  
Most Yards Rushing—19 vs. Chicago 10-30-88  
12 vs. Miami 11-6-88  
Longest Runs—12 vs. Miami 11-6-88  
9 vs. Chicago 10-30-88  
6 at NY Jets 11-13-88  
Most TDs Rushing—none  
Most Receptions—none



## BRUCE ARMSTRONG 78

OT 6-4 284  
LOUISVILLE 3rd year  
DOB: 9-7-65 at Miami, FL  
HOW ACQUIRED: D-1, 1987 (23rd)

**PRO:** Has started every game he has played in as a pro (28 games, with 16 in 1988 and 12 in 1987)...plays right tackle position...has become better each year, and will continue; coaches feel strongly he should be a Pro Bowl player...after 1988 season, named Football Digest All-Pro, Sporting News All-Pro, Football News All-AFC, AP second team All-Pro and UPI All-AFC...gives NE tremendous strength on right side...not just by chance that NE's rushing game has become better since Armstrong came to club...in 1987, named team's Rookie of Year by 1776 QB Club and coaches named him co-winner of Jim Lee Hunt Award as top lineman (with Garin Veris)...first rookie to start on offensive line since John Hannah in 1973...coach Berry says he's one of the best first-round picks he's ever seen...injured shoulder in 1987 mini-camp and again early in '87 training camp—special harness was built so that he could play...had surgery on shoulder two days after '87 season (operation on 12-30-87)...3rd top vote-getter in UPI Rookie of Year balloting (behind Miami's Troy Stradford and Raiders' Bo Jackson)...selected to virtually every all-rookie honor team at end of 1987 season...Patriots' first pick in 1987 draft (23rd pick overall).


**COLLEGE:** Moved to the offensive left tackle spot from the tight end position three days into the spring practice of 1985...was in the starting lineup that fall—1985 season, his junior year; did not allow a sack in the last seven games, despite playing the position at just 240 pounds...spent the summer before his senior year lifting weights and moved his weight from 240 to 260 pounds...was selected AP first team All-South Independent as well as being selected the team's Outstanding Offensive Lineman and a position in the Senior Bowl...as sophomore tight end in 1984, started all 11 games, finishing second on team in receptions with 26 for 289 yards and three TDs...was also a standout on special teams as a wedge buster...as a freshman in 1983, was a reserve tight end, seeing action in the last five games; caught seven passes for 103 yards.

**PERSONAL:** Single...working towards getting his college degree (political science major)...as a HS senior, was an All-American honorable mention and all-county selection as a tight end at Central (Miami, Fla.) HS (team went 6-4)...holds school's record for most TDs in a game (4)...named school's top scholar-athlete as a senior...high school coach, Rudy Barber, played for the Miami Dolphins...lettered three times in track and football...mom, Mildred, is a longtime Dolphins fan...given name: Bruce Charles Armstrong.

**GAMES PLAYED/STARTED:** 1987-12/12, 1988-16/16. Total: 28/28.

### FOR THE RECORD...

The Patriots scored the first points of the second half nine times in 1988 and were 8-1 when doing so. The one blemish came at Indianapolis.



## **MIKE BAAB 68**

OC 6-4 270

TEXAS 8th year

DOB: 12-6-59 at Ft. Worth, TX

HOW ACQUIRED: T- Cleveland, 1988

**PRO:** Came to NE in trade — for 1989 fifth-round draft pick — on 8-29-88, day for final cutdown to 47 players...made first appearance late in opener, vs. Jets (9-4), broke into the starting lineup 4th week of season (vs. Indy on 10-2) and remained there...played in 15 games (missed Buffalo game of 9-18), with 12 starts...named All-AFC by Quarterback Magazine (out of England) because of improvement in NE's running game during season (from 20th in '87 to 9th in '88) and 1,000-yard rusher in Rookie of Year Stephens...always one of last to leave weight room during season, says he has to work harder than most athletes to get most out of his talents...in 1987, anchored Browns' line that allowed just 1.8 sacks a game (29, 22 in non-replacement games)...started all non-strike games...suffered knee injury in AFC title game (1-17-88) and underwent arthroscopic surgery in Feb. 1988...in 1986, survived two injuries and bounced back to miss no starts — had boating accident on Lake Erie prior to Detroit game (9-28-86), but started game with 36 stitches in nose and upper lip; and had knee injury in season finale (vs. San Diego), but started playoff games...in 1985, helped to open holes for two 1,000-yard rushers (Ernest Byner and Kevin Mack)...had arthroscopy of knee in training camp (7-30-85), but returned to start all 16 games...in 1984, started all 16 games...in 1983, started 15 games...had arthroscopy of knee in January of '84, correcting problems that made him miss most of two games...in 1982, his rookie year, played in seven of nine games, and had first start come in playoff game vs. Raiders...did some snapping on FGs and PATs early in season...taken in fifth-round (115th overall, 4th in round) of 1982 draft.

**COLLEGE:** Started every game at center his last two seasons at Texas...was starter as a sophomore, until sidelined with knee surgery after seventh game...as freshman, started at guard for final four games, before switching to center as sophomore...had knee surgery during 1979 season and started rest of collegiate career...practiced against Ken Sims every day in practice...named first-team All-SWC and All-American HM honors as senior...co-captain as senior.

**PERSONAL:** Married (Lolis), with one child, Micaela Dolores (born 7-18-88)...earned B.S. degree in political science...dedicated '88 season to brother Scott, a former Dallas-Ft. Worth body building champion who died tragically two days after Browns lost to Denver in '87 AFC Championship game...was a NE rep in NFL arm wrestling championship this past off-season (with Browns, finished 4th, 5th, 4th, 5th between 1984-87)...hobbies: collects books (from comic to adventure to humor to the bizarre); enjoys speedboating, drawing, creative writing and reading...lives in Cleveland suburb, Lakewood (on Lake Erie) during off-season...wife is a co-partner of World Entertainment Network, a production and advertising agency that produced a video entitled "Masters of the Gridiron" in which Mike and 12 other Browns performed, along with singer Tiny Tim; Mike played "Baabarian" in Browns quest for Super Bowl ring during '86 season...attended Trinity HS in Euless, Tex., making all-state center in addition to being track and basketball standout...given name: Michael James Baab.


**GAMES PLAYED/STARTED:** 1982-7/0, 1983-15/15, 1984-16/16, 1985-16/16, 1986-16/16, 1987-12/12, 1988-15/12. Total: 97/87 (82/75 with Browns and 15/12 with Patriots).

### **FOR THE RECORD...**

The Patriots finished 27th in the NFL in total offense in 1988. They were ninth in rushing and 27th in passing. The Patriots were fifth in the NFL in total defense (19th against the run and third against the pass).

In the AFC, the Patriots were 14th in total offense (seventh in rushing and 14th in passing) and second in total defense (seventh against the run and second against the pass).





**JIM BOWMAN 28**  
SS 6-2 215  
CENTRAL MICHIGAN 5th year  
DOB: 10-26-63 at Cadillac, MI  
HOW ACQUIRED: D-2b, 1985 (52nd)

**PRO:** NE has solid backup at strong safety in Bowman; comes through whenever called upon...very consistent performer...signed three-year contract on 5-8-89...in 1988, saw action in all 16 games, and had one start (at Buffalo on 10-23, replacing injured Roland James at strong safety)...finished season with 16 tackles (14 solos), an interception (no yards on return, vs. Cincinnati on 10-16 — final play of game in 27-21 NE win)...in start at Buffalo, had five tackles (four solos) and forced fumble; also had five tackles in reserve roles — at Green Bay on 10-9 and vs. Cincinnati on 10-16...is also fine special teams performer (10 tackles, four solos)...in 1989 mini-camp, showed fine strength, bench-pressing 225 pounds 20 times...in 1987, dressed in all 12 non-strike games (started eight—first two and last six at strong safety for injured James, who had surgery to knee in mid-July)...had best year as pro—was fifth on team in tackles with 61 (43 solos; was 4th best in solos)...had two interceptions for three yards (both vs. Indy on 11-22-87)...also had eight special teams tackles; named 1776 QB Club 1987 Special Teams Player of Year...had 15 tackles vs. Philadelphia on 11-29-87 (eight solos)...in 1986, had one start (at Denver, 9-28) at strong safety (in place of injured James, who had a toe injury) and had seven solo tackles...on special teams had 19 tackles, 12 first-hits...in 1985 had winning TD (his 1st pro points) by recovering Sam Seale's fumbled kickoff in EZ late in 3rd quarter vs. Raiders on 1-5-85 and also had another recovery in that playoff game, other in 1st quarter to set up NE's first TD (recovered Fulton Walker fumble at LA 21)...in 1985 was 3rd on team in special teams tackles with 21 on 12 1st hits and nine assists—behind Tatupu and McSwain...replaced injured James and had five first-hit tackles and two assists vs. Indy on 11-10-85...had seven tackles over regular season from scrimmage, with four solos...3rd player taken in draft by Patriots in 1985 and 52nd player overall taken in the draft (highest NFL draft choice ever at his college)...Patriots drafted him with LA Raiders' 2nd round pick as part of Mike Haynes deal of 1983.

**COLLEGE:** Came to college as running back, but when coach gave him choice between being second string safety or fourth string running back first day of preseason practice, he selected defense — although had never played it before; coach wanted to switch his position because he was such an outstanding athlete...played free safety position in college...played in Blue-Gray and East-West Shrine all-star games as senior, becoming first player ever from CMU to be invited...in his three years as a starter, team went 22-9-2, going 8-2-1 his senior year, 6-4-1 his junior year and 8-3 his sophomore year...his 16 career interceptions (for 140 yards) is a CMU record, as were his eight pickoffs (for 87 yards, one TD) his junior year; his eight pickoffs as junior was 3rd best in NCAA 1-A that season...as senior, had 66 tackles with 32 first-hits...as junior and senior, named all-league first team unanimously after making 2nd team as sophomore...as sophomore in 1982, had 69 tackles with 39 solos and five interceptions for 33 yards.

**PERSONAL:** Married (TracySue)...plays for Patriots basketball team during off-season...active in community, raising money for Canton (Ma.) Children's Hospital...majored in communications/business in college...hobbies: golf, fishing, water-skiing and playing softball...attended Cadillac HS in Michigan, where he played tail-back and led his team in rushing with 1600 yards...was state Class B long jump champion in HS...given name: James Edwin Bowman.

**GAMES PLAYED/STARTED:** 1985-16/0, 1986-16/1, 1987-12/8, 1988-16/1. Total: 60/10.

#### DEFENSIVE STATISTICS

Year	G	Tackles			Fum. Rec.	Pass Def.
		Solo	Assists	Sacks		
1985	16	4	3	0	0	1
1986	16	16	1	0	0	0
1987	12	43	18	½	1	1
1988	16	14	2	0	0	0
Totals	60	77	24	½	1	2

# INTERCEPTIONS

Year	G	No.	Yds.	Avg.	LG	TO
1985	16	0	—	—	—	—
1986	16	0	—	—	—	—
1987	12	2	3	1.5	3	0
1988	16	1	0	0.0	0	0
Totals	60	3	3	1.0	3	0

**OTHER STATS:** Forced Fumbles: 1985-1, 1986-0, 1987-0, 1988-1. Punt Returns: 1988-one fair catch.


# PLAYOFF STATISTICS

**GAMES PLAYED/STARTED:** 1985-4/0, 1986-1/0. Total: 5/0.

# DEFENSIVE STATISTICS

Year	G	Tackles		Sacks	Fum. Rec.	Pass Def.
		Solo	Assists			
1985	4	0	0	0	2*	0
1986	1	1	0	0	0	0
Totals	5	1	0	0	2	0

\*Recovered fumble in end zone for TD at LA Raiders 1-5-86.



# VINCENT BROWN 59

LB 6-2 245

MISSISSIPPI VALLEY ST. 2nd year

DOB: 1-9-65 at Atlanta, GA

HOW ACQUIRED: D-2, 1988 (44th)

**PRO:** No question, has a bright future...has outstanding strength, quickness and speed (4.8 in 40)...came to pros with 440 bench press, moved to 480 and wants to get to 500 sometime during 1989 season; in 1989 mini-camp, bench-pressed 250 pounds 26 times...has 7.8% body fat...once he got feel of NE defense, after coming from a small college, he impressed...saw action in all 16 games and had three starts...finished rookie season with 35 tackles (21 solos), with one deflection...had 16 tackles on special teams (six solos)...started at left inside linebacker two games — at Buffalo on 10-23 and vs. Chicago on 10-30 (replacing injured Ed Reynolds) — and one game at right inside linebacker (for injured Johnny Rembert) at Indy on 11-27...also saw considerable action vs. Cincinnati on 10-16 when Reynolds had to leave game in 2nd quarter with ankle injury; had six tackles (three solos) vs. Bengals...best outing was at Buffalo on 10-23 (first NFL start) when he had team-high 14 tackles (nine solos) and one deflection...had six tackles vs. Chicago (four solos).


**COLLEGE:** Was a regular at inside linebacker since freshman year...named Kodak All-American as senior; named All-Southwestern Athletic Conference first-team as sophomore, junior and senior...played in Freedom Bowl Classic all-star game...broke school's record for career tackles with 570 stops, leading team in tackles last three seasons...as a senior in 1987 had 171 tackles (103 solos), five sacks and 11 tackles for 70 yards in losses; also picked off four passes for 20 yards...in 1986 as a junior, named All-American second team by AP...tied school record for tackles in one season with 173 tackles (89 solos), although only playing nine games...also caused one fumble and recovered another; deflected eight passes and intercepted one...was second in league in sacks with eight and had 15 tackles for 83 yards lost...was league's co-Defensive Player of Year...in 1985, named HM All-American by AP...led league in tackles with 156 (98 solos); also had three sacks and nine tackles behind line for 42 yards in losses as well as causing one fumble and recovering another...deflected seven passes...in 1984, became starter immediately as a freshman and was off to fine start until illness sidelined him after fifth game of season...finished with 70 tackles (44 solos), one fumble recovery and two pass deflections as well as three sacks and six tackles for 26 yards in losses...had one interception for 16 yards...was top tackler in league until getting hurt.

**PERSONAL:** Single...graduated with degree in criminal justice (hopes to go to law school)...was all-district and all-conference in football at Walter F. George HS in Decatur, Ga...was three-year starter in football (linebacker; started two years at offensive guard), making all-city and all-district as senior and named team's best linebacker and best defensive player as senior for 9-1 team...was named best offensive lineman as junior (for 7-3 team)...also lettered in soccer one year (senior, to help his foot quickness) and one year of track (senior, in shot put)...hobbies: reading (enjoys James Baldwin's books), writing romantic poetry (hopes to be published someday) and playing basketball...given name: Vincent Bernard Brown.

**GAMES PLAYED/STARTED:** 1988-16/3.

#### DEFENSIVE STATISTICS

Year	G	Tackles		Sacks	Fum. Rec.	Pass Def.
		Solo	Assists			
1988	16	21	14	0	0	1



### RAYMOND CLAYBORN 26

CB 6-1 186

TEXAS 13th year

DOB: 1-2-55 at Forth Worth, TX

HOW ACQUIRED: D-1a, 1977 (16th)

PRO BOWL SEASONS: 1983, 1985, 1986

**PRO:** Bounced back after injury forced him to miss five games in 1987 (torn medial collateral ligament in knee, no surgery needed), and had an outstanding 1988 season...one of best cornerbacks in league, many felt he should have made Pro Bowl...he, Morgan, Francis and Grogan are veterans of club with Francis and Grogan coming in 1975 and Clayborn and Morgan in 1977...was one of team leaders in interceptions in 1988 — along with FS Marion and SS James — with four...plays right cornerback position...finished 1988 season with 42 tackles (36 solos) and had 10 pass deflections...has started 164 of his 177 games (third in club history in games played, needs seven games to move into 2nd place) he has played in pros — including starting the last 163 games he has played...had pickoffs vs. Indy on 10-2 (23 seconds left to seal NE 21-17 win), at Buffalo on 10-23 (seven-yard return, setting up NE TD), at Indy on 11-27 (31-yard return) and at Denver on 12-17 (27 yards, setting up NE TD)...is team's all-time leader in interceptions with 35 and in interception return yards (555 yards for 15.9 avg.)...missed Philly game of 11-29-87 to end 163 straight starts and 161 straight games played-in string...had 30 tackles (29 solos) in 1987 and two interceptions for 24 yards; also four pass defenses and one fumble recovery...set team record for longest runback of blocked field goal at Houston on 10-18-87 with 71 yard TD off Tippet block...in 1986 had three interceptions for four yards...in a Pro Bowl year in 1985, was 2nd on team in interceptions with six (for 80 yards), behind Pro Bowl safety Marion who had seven (for 189 yards)...also had interception (for no yards) vs. Miami in AFC title game to end a late drive on 1-12...had 57 tackles during regular season (47 1st hits) and had eight more in playoffs (seven 1st-hits)...led team in passes knocked down during regular season with 18 (13 next nearest, by Marion) and was tied for team lead in playoffs (with Blackmon) with eight more...scored 1st pro TD vs. Bills on 10-13-85 (day he set consecutive game mark) with 27 yard return of Vince Ferragamo pass...vs. NY Jets, 10-20, picked off Ken O'Brien pass in EZ for three interceptions in three games, one shy of Mike Haynes' team record for consecutive games with interception...in 1984, had top-notch season sharing the team lead for interceptions with 3 (102 yards; shared lead with CB Ronnie Lippett)...led team in deflected passes with 15 in 84...had 62 tackles (44 solo, 18 assisted)...was selected first alternate for Pro Bowl...selected to Pro Bowl after '83 season...had 56 tackles and 19 assists...over a four-year span from 1979-82, was the Patriots' leading pass deflector each season (15 in '79, 9 in '80, 6 in 81 and 11 in '82)...his 15 pass deflections in '79 amounted to one-third of the team total of 45 that year...recorded both of his interceptions of 1981 against Miami (11-8), one which he returned 39 yards...in 1980, he broke Mike Haynes four-year reign as team interception leader with five steals...in second season (1978), earned the starting role at corner for all 16 games and was 10th among AFC kickoff returners (27 for 636 yards, 23.6 yard avg.)...as 16th player taken in the '77 NFL draft (choice from San Francisco in Jim Plunkett trade), broke into NFL in stellar fashion setting five Patriot kickoff return records as a rookie...his 101-yard KOR vs. Balt.

(12-18-77) for a TD was the NFL's longest of the year...he added KOR's of 100 yards (vs. NY Jets, 10-2-77) and 93 yards (vs. Buffalo, 11-6-77) to lead the league in that department for the '77 season...Ray's 869 kickoff return yards was second best in both the AFC and NFL in '77...as a rookie, he was named to *Pro Football Weekly's* All-AFC and All-Pro squads as a kickoff returner.

**COLLEGE:** A two sport standout at Texas, Ray played both football and ran on the track team...while a sophomore RB, he gained 209 yards on 74 carries for the Longhorns, but switched to the secondary for his final two college seasons...turned in six interceptions and 23 blocked passes in college...as a return specialist at Texas, he returned punts for 477 yards and kickoffs for another 582 yards, including a 95 yarder for a TD vs. Boston College (1974).

**PERSONAL:** Married (Cindy)... has one daughter, Lindsey (4)...has degree in communications...hobbies: hunting and fishing...given name: Raymond Dewayne Clayborn.

**GAMES PLAYED/STARTED:** 1977-14/1, 1978-16/16, 1979-16/16, 1980-16/16, 1981-16/16, 1982-9/9, 1983-16/16, 1984-16/16, 1985-16/16, 1986-16/16, 1987-10/10 (placed on IR on 11-24-87 with left knee injury, stopping 161 games-played and 147 games-started consecutive streaks), 1988-16/16. Total: 177/164.

#### DEFENSIVE STATISTICS

Year	G	Tackles		Sacks	Fum. Rec.	Pass Def.
		Solo	Assists			
1977	14	21	2	1	0	4
1978	16	51	17	0	1	12
1979	16	66	14	1	0	15
1980	16	53	2	0	1	9
1981	16	67	14	0	2	6
1982	9	26	16	0	1	11
1983	16	56	19	0	0	22
1984	16	44	18	0	0	15
1985	16	47	10	0	0	16
1986	16	42	7	0	2	16
1987	10	29	1	0	1	4
1988	16	36	6	0	0	10
Totals	177	538	126	2	8	160

#### INTERCEPTIONS

Year	G	No.	Yds.	Avg.	LG	TD
1977	14	0	—	—	—	—
1978	16	4	72	18.0	44	0
1979	16	5	56	11.2	27	0
1980	16	5	87	17.4	29	0
1981	16	2	39	19.5	39	0
1982	9	1	26	26.0	26	0
1983	16	0	—	—	—	—
1984	16	3	102	34.0	85	0
1985	16	6	80	13.3	38	1
1986	16	3	4	1.3	4	0
1987	10	2	24	12.0	24	0
1988	16	4	65	16.3	31	0
Totals	177	35*	555*	15.9	85	1

\*Club record

**OTHER STATS:** Kickoff Returns: 1977-28 for 869 yds. 3 TDs, 1978-27 for 636 yds., 1979-two for 33 yds. Forced Fumbles: 1981-3, 1982-1. Returned blocked field goal attempt 71 yds. for a touchdown on 10-18-87 at Houston.

#### PLAYOFF STATISTICS

**GAMES PLAYED/STARTED:** 1978-1/1, 1982-1/1, 1985-4/4, 1986-1/1. Total: 7/7.


#### DEFENSIVE STATISTICS

Year	G	Tackles		Sacks	Fum. Rec.	Pass Def.
		Solo	Assists			
1978	1	3	1	0	0	0
1982	1	5	4	0	0	0
1985	4	7	1	0	1	8
1986	1	2	0	0	0	2
Totals	7	17	6	0	1	10

# INTERCEPTIONS

Year	G	No.	Yds.	Avg.	LG	TD
1985	4	1	0	0.0	0	0

**OTHER STATS:** Kickoff Returns: 1978-two for 68 yards.



## GREG DAVIS 5

K 5-11 197

CITADEL 3rd year

DOB: 10-29-65 at Rome, GA

HOW ACQUIRED: FA (UNP.), 1989

**PRO:** Signed with NE as unprotected free agent on 3-9-89, coming from the Atlanta Falcons...was with the Falcons in both 1988 and 1987...in 1988, won fierce battle to replace the retired Mick Luckhurst and went on to connect on 19 of 30 field goals (63.3%) and 25 of 27 PAT-kicks for 82 points (most by a Falcon since 1985)...tied Atlanta record for longest field goal when made 52-yarder vs. Green Bay on 11-6-88...had two games with three field goals — three-for-three vs. Giants on 10-23-88 (kicks of 32, 37, 31 yards) and three-for-three at New Orleans on 12-18-88 (kicks from 27, 43 and 39 yards)...started season in fine style, hitting 10 of his first 12 field goals, before tailing off to nine of final 18...ended first full year as pro in solid fashion, with all Atlanta's points in 10-9 last-second loss to Saints on 12-18-88...showed strong leg with nine kicks of 40 yards or more over 1987 and 1988 seasons...in preseason game vs. Patriots in Foxboro on 8-6-88, booted 53-yard field goal with two seconds left in first half (finished preseason making six-of-seven field goals, including six straight and all six PAT-kicks)...in 1987 as replacement player for Atlanta, scored 15 points (fifth top scorer) in kicking three-of-four FGs (long of 42) and six-of-six PAT-kicks...came into league as ninth-round draft pick by Tampa Bay in 1987 (as a punter) and was cut in final cutdown to 45...that was one of the draft picks that Tampa Bay gained in trading Sean Farrell to Patriots in February of 1987 (NE traded second-, third- and ninth-round picks).

**COLLEGE:** Came into college as a walk-on, joining team to tryout as placekicker, but made team when punter left the team; worked on his punting and held both punting and placekicking spots...led the entire NCAA Div. I-AA in punting as a senior at The Citadel with a 44.1 average and holds six school records (35 career field goals, 76 straight PAT-kicks, 263 punts and 42.1 punt avg. over three and a half years), finishing behind only Stump Mitchell (now with Cardinals) in scoring...finished college career with 181 points...had long FG of 51 yards vs. Western Carolina; career-best was 53-yarder vs. Presbyterian as sophomore...had at least one 60-yard punt in each of college seasons...in college career was 76 of 81 on PATs and 35 of 65 on FGs; in punting had a 42.1 average on 263 punts...in 1986, had an 81-yard punt vs. Clemson (12 punts for 51.3 average)...made second team all-Southern Conference in '86, after making all-league honorable mention as junior and sophomore...as sophomore, had 40.6 punt avg. on 68 kicks...played in Senior Bowl following 1986 season.

**PERSONAL:** Single...graduated with degree in physical education...attended Lake-side HS in Atlanta...named all-county, after leading county in scoring in 1982 with 10 field goals and 40.1 punt average...HS won sub-region title three times...lettered three times in football and soccer, where he played goalie...played on state soccer championship team as junior...mother (a HS physics teacher) taught him about kicking (at age 8) — explaining aerodynamics and angles and directions — as well as chasing the footballs...HS coach, the legendary Wayman Creel, a Bear Bryant-type, used to tie his facemask to shoulder pads in practice to stop Greg from looking up on his kicks...as college senior, taught at Horizon House, a home for emotionally disturbed junior HS students...given name: Gregory Brian Davis.

**GAMES PLAYED/STARTED:** 1987-3/0, 1988-16/0. Total: 19/0.



# KICKING STATISTICS

Year	Club	G	FGM	FGA	Pct.	LG	XPM	XPA	Pts.
1987	Atlanta	3	3	4	75.0	42	6	6	15
1988	Atlanta	16	19	30	63.3	52	25	27	82
Totals		19	22	34	64.7	52	31	33	97

# FIELD GOAL ACCURACY (Regular Season Only)


Year	Club	1-19	20-29	30-39	40-49	50-plus	Total
1987	Atlanta	0-0 0%	1-1 100%	1-1 100%	1-2 50%	0-0 0%	3-4 75%
1988	Atlanta	1-1 100%	3-4 75%	6-9 66.7%	8-12 66.7%	1-4 25%	19-30 63.3%
Totals		1-1 100%	4-5 80%	7-10 70%	9-14 64.3%	1-4 25%	22-34 64.7%

# 1988 GAME-BY-GAME (With Atlanta)

	at DET.	at NO.	at SF.	at DAL.	at SEA.	at RAM	at DEN.	at NYG.	at PHI.	at GB.	at SD.	at LAR.	at TB.	at SF.	at RAM.	at NO.
19+	41-	47+	43+	32+				32+	23-	54-	40-	46+	40+	42-	34-	27+
		41+	24+	52-				37+		52+	41-	41+	32-	21+		43+
				30+				31+		39-		51-				39+
										43+						

Game	1-1	0-1	2-2	2-2	2-3	0-0	0-0	3-3	0-1	2-4	0-2	2-3	1-2	1-2	0-1	3-3
Seas.	1-1	1-2	3-4	5-6	7-9	7-9	7-9	10-12	10-13	12-17	12-19	14-22	15-24	16-26	16-27	19-30

+ denotes successful field goal  
- denotes unsuccessful field goal



# LIN DAWSON 87

TE 6-3 240

NORTH CAROLINA ST. 8th year

DOB: 6-24-59 at Norfolk, VA

HOW ACQUIRED: D-8b, 1981 (212th)

**PRO:** In 1988, was on IR twice (from 8-29 to 9-30, missing first six games with hamstring injury, and then 11-11 to end of season with fractured ankle/fibula, to miss last six games)...suffered ankle/fibula injury in first quarter vs. Miami (on 11-6)...had eight catches for 106 yards (13.3 avg., long of 38 vs. Cincinnati on 10-16)...had two TDs vs. Chicago on 10-30, first time in pro career had two TDs (13 and four yards) in a game...had three catches for 57 yards vs. Cincinnati on 10-16...coach Berry feels one of keys to team's 1989 season is a healthy Dawson because he's a complete tight end — being able to catch as well as block...needs 14 games to reach 100 in his career (has 86)...in 1987, started all 12 games at tight end (had 12 catches for 81 yards, a 6.8 avg., with long of 14)...won team's 1987 Ed Block Courage Award for courage in recovering from an injury...spent entire 1986 season on IR due to left knee injury that he suffered in team's first series of play in Super Bowl XX (vs. Bears at Louisiana Superdome)...in 1985 started in all but three regular season games (2nd, 3rd and 4th games of year; suffering from hamstring injury)...had 17 catches over regular season to be one of eight Patriots to have 10 or more catches (had 148 yards for 8.5 avg., with long of 26); added three playoff catches for 33 yards for 11.0 avg., including a 1st quarter 13 yard TD at LA Raiders, on 1-5—this was his only TD of year...the 1984 season was Lin's finest, as he caught 39 passes for 427 yards (10.9 avg.) and four TDs...number of receptions and yardage in '84 were more than his three previous seasons... had best day come at Jets (9-30-84) with 6 catches for 84 yards with five of his catches coming the first half...had his longest catch of the season come in that game, a 27-yarder... voted 2nd alternate for the Pro Bowl in '84...won the starting tight end spot early in the '83 season, but missed three games due to a left knee injury sustained mid-way through the season...underwent arthroscopic surgery on 10-10-83 and returned to action two weeks later to complete the season...in starting ten games, had nine receptions for 84 yards and one TD...his only

TD reception of year was a spectacular left-handed grab in the endzone at Miami (9-11-83)...alternated at the tight end spot in '82, starting in four of eight games played... with 13 receptions for 160 yards, Lin was the Patriots' fourth leading receiver in '82... missing only one game with sore heel, started three times as a rookie, including each of the last two games after regular starter Don Hasselbeck succumbed to knee surgery...was a regular on special teams in his first campaign and recorded eight tackles.

**COLLEGE:** Played in all 44 games while with Wolfpack, finishing college career as the school's ninth all-time leading receiver...although NC State was not a pass-oriented team, Lin caught 11 passes for 116 yds. and one TD his senior year... was a key member of Wolfpack offense in '79, finishing second on reception list with 15 catches for 201 yds. and one TD, the year NC State won the ACC championship.

**PERSONAL:** Married (Margo)...has one son, Jamar (3) and one daughter, Jelyse (1)...attended Gordon-Conwell Seminary/Ockenga Institute...involved in a number of charities (Friends of Wrentham, Jimmy Fund and Multiple Sclerosis in North Carolina and South Carolina)...spends off-season traveling Eastern seaboard talking to junior and senior high schools for Students Against Drunk Driving (SADD) and the Say No To Drugs campaign...is a spokesman for Barnstable (Mass.) sheriff dept. on drugs and alcohol to Cape Cod students...also speaks to various religious and civic organizations (Lin Dawson Ministries)...conducts Teen Sexuality seminars with wife...is on ministerial staff at Mt. Sinai Holy Temple in Columbus, Ohio, where brother Rev. Harry Bellinger is Pastor...is on ministerial staff at Mt. Moriah Baptist (Brockton, Mass.)...serves as chapel leader for Patriots team...appeared on two episodes of Spenser: For Hire (ABC), which was filmed in Boston area...was named Who's Who Among Black Americans...owns two restaurants, Damon's - The Place For Ribs, in Orlando, Fl...hobbies: boating, salt water fishing, playing drums, golf...is from same hometown (Kinston, N.C.) as teammate Ron Wooten...given name: James Linwood Dawson.

**GAMES PLAYED/STARTED:** 1981-15/3, 1982-8/4, 1983-13/10, 1984-16/15, 1985-16/13, 1986-On Injured Reserve List Entire Season, 1987-12/11, 1988-6/6. Total: 86/62.

RECEIVING						
Year	G	No.	Yds.	Avg.	LG	TD
1981	15	7	126	18.0	42	0
1982	8	13	160	12.3	26	1
1983	13	9	84	9.3	14	1
1984	16	39	427	10.9	27	4
1985	16	17	148	8.7	26	0
1986	On Injured Reserve List Entire Season					
1987	12	12	81	6.8	14	0
1988	6	8	106	13.3	38	2
Totals	86	105	1132	10.8	42	8

**OTHER STATS:** Fumbles: 1985-1. Fumble Recoveries: 1984-1, 1985-1.


#### Single Game Career Highs

Most Receptions—6 at NY Jets 9-30-84  
 5 vs. NY Jets 10-28-84  
 5 at Indianapolis 11-18-84  
 Most Yds. Receiving—84 at NY Jets 9-30-84  
 57 vs. Cincinnati 10-16-88  
 56 vs. NY Jets 10-28-84  
 56 at Baltimore 12-21-81  
 Longest Receptions—42 at Baltimore 12-20-81  
 38 vs. Cincinnati 10-16-88  
 27 at New York Jets 9-30-84  
 Longest TD Receptions—23t at Pittsburgh 12-26-82  
 13t vs. Chicago 10-30-88  
 13t at LA Raiders (Playoffs) 1-5-86  
 Most TD Receptions—2 vs. Chicago 10-30-88

### PLAYOFF STATISTICS

**GAMES PLAYED/STARTED:** 1982-1/1, 1985-4/4. Total: 5/5.

RECEIVING						
Year	G	No.	Yds.	Avg.	LG	TD
1982	1	4	49	12.3	17	0
1985	4	3	33	11.0	13t	1
Totals	5	7	82	11.7	17	1



## DAVID DOUGLAS 67

OG/OC 6-4 280

TENNESSEE 4th year

DOB: 3-20-63 at Spring City, TN


HOW ACQUIRED: FA (UNP.), 1989

**PRO:** Signed with NE as unprotected free agent on 3-17-89, coming from the Cincinnati Bengals...feels NE can do everything Bengals did last year — and more (win Super Bowl)...played in 40 games for Bengals, with six starts...can play any of the offensive line positions...known for his outstanding desire and dedication...a fine pass blocker, he has excellent athletic ability...in 1988 with Bengals played in 14 games, and had two starts — one at guard and other at center...also played both the guard and center spots in playoffs and Super Bowl...in 1987, stepped in for injured center Dave Rimington and had four starts...in 1986, played in 14 games...was an eighth-round draft pick by Bengals (204th player picked) in 1986...was selected by Memphis in 1986 USFL territorial draft.

**COLLEGE:** Was a walk-on in college and was granted a scholarship as a junior; wasn't offered scholarship early in years because only weighed 215 pounds, but went to 245 pounds in first year of college...brother, Steve, was also a walk-on at Tennessee; Steve played DT, replacing Reggie White (now with Phil. Eagles)...played four years with younger brother, and both were starters late in careers...played primarily tackle, but also saw action at guard and center...in 1984, started seven games at left tackle...team went on to finish 7-4-1 (went to Sun Bowl, losing to Maryland, 28-27)...in 1985, team went 9-1-2 (beat Miami, 35-7, in Sugar Bowl).

**PERSONAL:** Married (Karla)...attended Rhea County HS in Evansville, Tenn....hobbies: hunting, fishing...given name: David Glenn Douglas.

**GAMES PLAYED/STARTED:** 1986-14/0, 1987-12/4, 1988-14/2. Total: 40/6.



## REGGIE DUPARD 21

(pronounced DOO pard)

RB 5-11 205

SMU 4th year

DOB: 10-30-63 at New Orleans, LA

HOW ACQUIRED: D-1, 1986 (26th)

**PRO:** In 1988, was a complete back, leading team in receiving with 34 catches for 232 yards, a 6.8 avg.; had seven catches in two games (vs. Indy on 10-2 for 46 yards and at Denver on 12-17 for 33 yards)...when came out of college (SMU), was a pure running back; going into 1988 season, had only one catch in 13 NFL games...was team's fourth top rusher with 151 yards on 52 carries...had 32 yards on five carries vs. Cincinnati on 10-16 and 31 yards on four carries at Green Bay on 10-9...started first two games at tailback position, before giving way to Stephens...had two TD runs, both vs. Cincinnati on 10-16 (10-and three-yard runs)...had surgery to correct chronic shoulder problem on 1-4-89...in 1987, appeared in eight games (last eight of season; with three starts)...was team's number two rusher with 318 yards on 94 carries (3.4 avg.) and was team co-leader in rushing TDs (3, with Collins)...spent from 9-8-87 to 10-31-87 on IR with hip problem, but came on to lead team in rushing three of last four games with best game at Denver on 12-6-87 with 91 yards on 11 carries for an 8.3 avg....had 286 yards on 75 carries (3.8 avg.) in last four games...had TDs in consecutive games—10 yards at Denver on 12-6, 7 yards vs. Jets on 12-13 and 36 yards at Buffalo on 12-20...had team's longest TD run from scrimmage with 36 yards (at Buffalo, 12-20) and also team's longest run from scrimmage (49 yards at Denver, 12-6)...the team's number one draft choice in 1986, he had a particularly frustrating season as he

suffered severe turf toe injury in the preseason and was placed on the Injured Reserve list prior to the start of the regular season...came off IR on 11-14-86 and finished season with 39 yards on 15 carries (2.6 average).

**COLLEGE:** Concluded his collegiate career by leading the Southwest Conference in rushing with 1,278 yards on 235 carries for a 5.4 avg. (116.2 yards a game), with 14 TDs, although alternating position...was 8th in nation in rushing...finished his career with 3,772 yards rushing on 644 carries for a 5.9 avg. (104.8 yards a game), with 41 TDs and a long run of 71 yards (coming his junior year); added 26 catches for 318 yards, a 12.2 avg., with no TDs and long catch of 65 yards (as a junior)...ended career 3rd in SWC rushing behind Earl Campbell and Eric Dickerson (3,772 yards; Craig James had 3,742 yards)...rushed for 100-plus yards in 18 games in his career and rushed for more than 1,000 yards three straight years...played in Hula Bowl all-star game as well as North-South game...in junior year, 1984, was 2nd top rusher in SWC and 12th in country with 1,160 yards (on 197 rushes for 9.5 avg., with 16 rushing TDs)...as a sophomore in 1983, led league in rushing with 1,249 yards on 197 carries (10th best in school history and rushing yardage set league mark by a sophomore) for a 6.3 avg., the SMU rushing record for a sophomore that he set in 1983 is his biggest collegiate thrill...in 1982, played behind Craig James and Eric Dickerson...

**PERSONAL:** Single...majored in psychology...hobbies: dancing, listening to music...grew up playing tackle football (at age nine) against kids six, seven and eight years older...in HS, at the John Curtis Christian School in River Ridge, La. (AA school that completed against AAAA schools), was all-state and three-time all-district...earned MVP honors for district as senior by rushing for 1,873 yards (11.5 yards per carry) and scored 22 TDs, including four on KO returns and five on punt returns...as senior, had a 100-yard kickoff return in one game...Curtis High won three straight state championships...as junior, named all-district running back and as sophomore named all-district cornerback (only year to play defense)...son of Jonas, a construction worker, and Inez, a housewife; one of five children (four boys, one girl)...given name: Jon Reginald Dupard.

**GAMES PLAYED/STARTED:** 1986-5/0 (On Injured Reserve 9-2 to 11-14), 1987-8/3, 1988-16/2. Total: 29/5.

Year	RUSHING						RECEIVING					
	G	No.	Yds.	Avg.	LG	TD	No.	Yds.	Avg.	LG	TD	
1986	5	15	39	2.6	11	0	0	—	—	—	—	
1987	8	94	318	3.4	49	3	3	1	0.3	2	0	
1988	16	52	151	2.9	15	2	34	232	6.8	15	0	
Totals	29	161	508	3.2	49	5	37	233	6.3	15	0	

**OTHER STATS:** Fumbles: 1986-1, 1987-2, 1988-1. Fumble Recoveries: 1987-1, 1988-1. Kickoff Returns: 1986-three for 50 yards, 1987-four for 61 yards.


Single Game Career Highs

- Most Carries—31 at Buffalo 12-20-87  
18 vs. NY Jets 12-13-87
- Most Rushing Yards—91 at Denver 12-6-87  
78 at Buffalo 12-20-87
- Longest Run from Scrimmage—49 at Denver 12-6-87  
36t at Buffalo 12-20-87
- Most Receptions—7 at Green Bay 10-9-88  
5 at Denver 12-17-88  
5 vs. Indy 10-2-88
- Most Reception Yardage—47 at Green Bay 10-9-88  
46 vs. Indy 10-2-88
- Most TD Receptions—0
- Longest Reception—15 vs. Buffalo 9-18-88  
15 vs. Indy 10-2-88  
14 vs. Indy 10-2-88  
14 at Indy 11-27-88

PLAYOFF STATISTICS

**GAMES PLAYED/STARTED:** 1986-1/0.

Year	RUSHING					
	G	No.	Yds.	Avg.	LG	TD
1986	1	5	18	3.6	8	0



## TONY EASON 11

QB 6-4 212

ILLINOIS 7th year

DOB: 10-8-59 at Blythe, CA

HOW ACQUIRED: D-1, 1983 (15th)

**PRO:** Team is looking for a healthy Eason to fulfill team's potential in 1988 — combining running game of last year with his high percentage passes...not one to throw interceptions...fine touch passer, who likes to move the chains with short-medium range passes and then throw deep to keep defense honest...signed two-year contract on 3-22-89...played in two games in 1988 (final two games — vs. Tampa Bay on 12-11th and at Denver on 12-17)...rebounded from a shoulder separation that he suffered on 11-1-87 vs. LA Raiders...vs. Tampa Bay, in minus-25 wind-chill, connected on 16 of 27 passes for 155 yards in leading NE to 10-7 OT win (NE's first OT win in the NFL); was 13 of 19 for 129 yards in 2nd half (completing first five passes)...was 12 of 16 for 94 yards in season-finale at Denver...finished season connecting on 28 of 43 passes (65.1%), for 249 yards...spent from 9-29 to 10-19 on IR with shoulder problem, and dressed final nine games...finished 29 yards shy of becoming just third player in team history to throw for 10,000 yards...has been team's prime starter since early in 1984 season...has best completion percentage of NE QBs with more than 200 pass attempts, with 819 of 1,395 passes (58.7%) for 9,971 yards with 57 TDs and 44 interceptions...needs 105 pass attempts to reach 1,500 and qualify for NFL's Top 20 Leading Lifetime Passers (if he have been 13th on list with his 81.3 rating had he had enough passes at end of 1988 season)...is third in club history in pass completions, third in passing yardage and fourth in TD passes...in 1989 mini-camp, was measured at 8.5% body fat...has 25-19-2 record as starter and 1-1-2 record in relief...started three games in 1987—at Jets on 9-21 (18 of 34 for 186 yards), at Indy on 10-25 (22 of 42 for 246 yards) and vs. Raiders on 11-1 (2 of 3 for 21 yards, before separating right shoulder in 1st quarter when tackled out of bounds by strong safety Stacey Toran after four-yard scramble)...went on IR for rest of year on 11-3-87...had off-season surgery on elbow, forearm on 3-12-88...the 1986 season, he connected on 276 of 448 passes for an outstanding 61.6% (3,328 yards, with 19 TD's and 10 interceptions)...finished fourth in NFL (third in AFC) in rating points at 89.2...finished season with club records for completions and passing percentage as well as tossing the second most passes in one season by a Patriot quarterback (just 26 shy of team mark for passes thrown in season)...also set club record for yards passing in one season...also set club record for yards passing in a game when threw for 414 yards vs. Seattle (9-21-86) in 38-31 loss (third time in club history someone threw for more than 400 yards)...also threw for 375 yards at LA Rams on 11-16-86 when made good on 36 of 52 passes (both the attempts and number of passes completed in that Rams outing were Patriot records)...started all but two games during regular season (missed vs. Jets on 10-21-86 and at Pittsburgh on 10-19-86 when ailing from rib injuries suffered vs. Miami on 10-5-86; had to leave at Miami game of 12-22-86 because of neck injury ...set another team record by not throwing an interception until 11-2-86, vs. Atlanta (179 consecutive passes thrown with an interception)...in 1985, went 168 of 299 for 2,156 yards over season in starting 14 games (first six and the last eight of 20-game season); went 29 of 48 for 60.4% in playoffs for 367 yards with five TDs and no interceptions...led team to Super Bowl, coming off bench for injured Grogan in 2nd quarter at NY Jets the 12th week of season, on 11-24-85...was replaced in lineup by Grogan when suffered a 2nd degree sprain of left shoulder on sack by Bruce Smith vs. Buffalo, 10-13-85...in playoffs, had outstanding game in wildcard playoff game at NY Jets, going 12 of 16 for 179 yards with no interceptions and a 36 yard TD to Morgan in 2nd quarter...had a NE playoff team record of three passing TDs vs. Miami, 1-12-86...went 10 of 12 for 71 yards in AFC title game at Miami in 1985 playoffs...came into the 3rd game of the season in '84 (vs. Seattle on 9-16-84) with the Patriots down, 23-0, midway through the 2nd quarter, and ran a 25-yard TD that led to 38-23 win, finest comeback in the 25 years of the franchise...was named the AFC's Offensive Player-of-the-Week for the Seattle game as hit on 12 of 22 passes for 126 yards and two TDs...because of Seattle outing, gained starting position rest of season...finished season as third-rated QB in NFL (behind Marino and Montana) and 2nd best rating in AFC...had seven games in which he did not throw an interception in '84 season; completed 20 or more passes in six of 14 starts...threw fewer interceptions than anyone in NFL (with 150 or more passes in season); had 1.9



interception percentage and next closest was Montana at 3.2%...threw seven TD passes over two straight weeks (4 at Indy on 11-18-84 and 3 vs. Buffalo on 11-11-84)...at Indy on 11-18-84, he and Mike Kerrigan combined for new team record for most different receivers in a game with 11 (Eason 10 receivers, Kerrigan one), breaking the old record of 10 that Eason set at Jets on 9-30...was voted 2nd alternate Pro Bowl...the Patriots had a team record passing yardage in season in '84 (3,685) with previous record of 3,218 in 1979; also team had record number of passes attempted in a season (500, old mark 482 in '82) and completed passes in a season (292, old mark 254 in '81)...ended a 141 passes without an interception streak on final play of the first half vs. Bengals on 10-14-84 on desperation pass...made first regular season appearance at Miami (9-11-83), completing four of four pass attempts for 58 yards...in 12th game of season vs. Cleveland, starting QB Steve Grogan suffered a fracture to his left fibula and Tony stepped in to complete the season compiling a 2-2 record...game at Seattle (12-18-83), he found TE Derrick Ramsey on a quick out to record his first TD pass...Patriots' top pick in '83, he was fourth of six QB's selected in the first round and 15th player taken overall...was only third QB to be selected in first round by the Patriots in club history (Jim Plunkett, 1971, and Jack Concannon, 1964).

**COLLEGE:** Highly-regarded college QB who made a smooth transition from junior college to record-breaking Division 1-A quarterback...in just two seasons, he became the Big Ten career passing yardage leader (6,608)...held every Big Ten season passing record upon graduating...ended college career with nine NCAA passing and total offense marks...joined Jim McMahon (Chicago Bears) as only QBs in NCAA history to pass for over 3,000 yards twice...rewrote Illinois record book while setting every school season and career passing mark...threw for over 400 yards twice, over 350 yards five times, over 250 yards seven times...career high 479 yards passing (51-37-2 and 1 TD) helped rally club to a 23-21 victory over Wisconsin (10-23-82)...redshirted during 1980 season after transferring from American River College in Sacramento, CA, where he played in '78 and '79.

**PERSONAL:** Single...lives in San Diego area during off-season...graduated from Illinois with a degree in Physical Education...involved in a number of charities, he has set up a College Scholarship fund at his alma mater, Delta High, in hometown of Walnut Grove, CA...is involved in donating funds to the University of Illinois Boys Club of Champaign and to Wrentham State School, a school for the mentally handicapped in Wrentham, MA...his brother, Bo, was a standout safety at Cal-Davis and played with the San Francisco 49ers and Houston Oilers...lists tennis and fishing among his favorite hobbies...All-Northern California as prep player at Delta High...lettered three times in football and twice each in basketball and baseball...comes from a family of six children...given name: Charles Carroll Eason IV.

**GAMES PLAYED/STARTED:** 1983-16/4, 1984-16/13, 1985-16/10, 1986-14/14, 1987-4/3, 1988-2/2. Total: 68/46.

#### PASSING

Year	G	Att.	Comp.	Pct.	Yds.	TD	Int.	LG	LAP
1983	16	95	46	48.4	557	1	5	35	16-139
1984	16	431	259	60.1	3228	23	8	76t	59-409
1985	16	299	168	56.2	2156	11	17	90t	28-229
1986	14	448	276*	61.6*	3328	19	10	49	43-336
1987	4	79	42	53.2	453	3	2	45	8-70
1988	2	43	28	65.1	249	0	2	26	2-12
Totals	68	1395	819	58.7*	9971	57	44	90t	156-1195

\*Club Records

#### RUSHING

Year	G	No.	Yds.	Avg.	LG	TD
1983	16	19	39	2.1	12	0
1984	16	40	154	3.9	25t	5
1985	16	22	70	3.2	23	1
1986	14	35	170	4.9	26	0
1987	4	3	25	8.3	13	0
1988	2	5	18	3.6	10	0
Totals	68	124	476	3.8	26	6

**OTHER STATS:** Fumbles: 1983-5, 1984-7, 1985-3, 1986-5, 1987-1. Fumble Recoveries: 1983-1, 1984-2, 1986-3, 1988-1.

## Single Game Career Highs

Pass Attempts — 52 at LA Rams 11-16-86

Completions — 36 at LA Rams 11-16-86 (Club Record)

Yards Passing — 414 vs. Seattle 9-21-86 (Club Record)

Highest Percentage — 75% (12-16) vs Miami 10-5-86, (21-28) vs. Green Bay 9-8-85, (12-16) at Denver 12-17-88

Longest Completion — 90t to Craig James at Chicago 9-15-85 (Club Record)

TD Passes — 4 at Indianapolis 11-18-84

Interceptions — 3 at Chicago 9-15-85, vs. LA Raiders 9-29-85 and at Miami 12-16-85

Times Sacked — 10 at Dallas 11-22-84

Rushing Attempts — 11 at Indianapolis 11-16-86

Rushing Yards — 55 at Buffalo 10-26-86

Longest Run — 26 at LA Rams 11-16-86  
25t vs. Cincinnati 10-14-84  
25t vs. Seattle 9-16-84

## EASON'S PASSING VS. EACH TEAM

1983-87

(Regular Season Only)

Team	*GP	ATT- COMP	Yds.	Int.	TD	DATE	—BEST GAME—		
							ATT- COMP	Yds.	TD
Indianapolis	6	191/119	1445	3	12	12-1-85	28/20	293	3
NY Jets	6	194/119	1341	3	8	9-30-84	42/28	354	3
Buffalo	5	130/84	827	6	4	11-23-86	33/24	229	1
Miami	4	84/55	808	3	7	10-21-84	29/19	313	3
Seattle	3	89/48	644	1	6	9-21-86	45/26	414	3
Denver	3	91/56	635	1	3	11-4-84	38/21	313	1
Cincinnati	3	77/41	587	4	1	12-7-86	40/22	255	0
LA Rams	2	73/48	547	3	2	11-16-86	52/36	375	2
Cleveland	3	70/38	516	3	2	10-6-85	38/20	304	1
New Orleans	2	48/25	301	1	1	11-30-86	38/22	271	1
Atlanta	1	31/15	263	1	1	11-2-86	31/15	263	1
Washington	1	31/21	254	0	1	9-23-84	31/21	254	1
Green Bay	1	28/21	241	1	1	9-8-85	28/21	241	1
Chicago	1	35/15	234	3	1	9-15-86	35/15	234	1
San Francisco	1	37/22	227	2	2	12-14-85	37/22	227	2
Dallas	1	38/19	204	1	1	11-22-84	38/19	204	1
LA Raiders	2	39/15	221	3	1	9-29-85	36/13	200	1
Philadelphia	1	28/12	194	1	1	12-9-84	28/12	184	1
St. Louis	1	32/16	191	1	1	12-9-84	28/12	184	1
Tampa Bay	1	27/16	155	2	0	12-11-88	27/16	155	0
Detroit	1	22/14	136	1	1	12-8-85	22/14	136	1

Totals 47 1352/791 9722 42 57

\*Note: Represented are only games where Eason had at least one pass attempt.

## PLAYOFF STATISTICS

**GAMES PLAYED/STARTED:** 1985-4/4, 1986-1/1. Total: 5/5.


### PASSING

Year	G	Att.	Comp.	Pct.	Yds.	TD	Int.	LG	LAP
1985	4	48	29	60.4	367	5	0	39	9-75
1986	1	24	13	54.2	194	2	0	45t	6-44
Totals	5	72	42	58.3	561	7	0	45t	15-119

### RUSHING

Year	G	No.	Yds.	Avg.	LG	TD
1985	4	12	3	0.3	3	0
1986	1	2	23	11.5	13	0
Totals	5	14	26	1.6	13	0

**OTHER STATS:** Fumbles: 1986-1.

**PAUL FAIRCHILD 66**

OG 6-4 270  
 KANSAS 6th year  
 DOB: 9-14-61 at Carroll, IA  
 HOW ACQUIRED: D-5, 1984 (124th)

**PRO:** Saw action in all 16 games in 1988, with three starts (in place of injured Ron Wooten at right guard vs. Buffalo on 9-18 and at Houston on 9-25, and at left guard at Minnesota on 9-11 for the injured Sean Farrell)...is a valuable asset because can play any position on offensive line; has played center, both guards and both tackles...in 1987, dressed in 11 games (started two—at center vs. Miami on 9-13 and at LG at Denver on 12-6)...in 1986, stepped into position that future Hall of Famer John Hannah played, left guard, after Hannah retired in July of 1986...started all but one game over season (missed at New Orleans game, on 11-30-86, with groin injury)...was hurt by foot injury in latter half of schedule...in 1985, had outstanding preseason...was especially solid in the final preseason game, at LA Rams on 8-31-85, when performed well, despite being exhausted (team had numerous injuries in offensive line, and he had to stay in)...in regular season, used mainly on special teams in playing in all 16 games (also played all four playoff games)...replaced injured guard Ron Wooten (ankle) at Tampa Bay on 10-27-85...started two games over regular season, vs. Miami on 11-3-85, in 1st career pro start, and at Indy on 12-1-85— both times in place of the injured Wooten at right guard...replaced injured Wooten (knee) in 2nd half at NY Jets, 11-24-85...in rookie season of 1984, was active for all 16 games, and appeared in seven.


**COLLEGE:** Was one of the KU captains as a junior and senior, marking only second time in KU history that player served as captain for two seasons...was top offensive lineman for Jayhawks throughout senior year as team set 20 offensive school records over the campaign...KU also finished fourth in country in pass offense in 1983...considered strongest player on team, was named team's Offensive Player-of-the-Week by the KU coaching staff three times his senior year...played in Japan Bowl as well as Blue-Gray Game...transferred from Ellsworth (Kan.) Junior College where he was All-League.

**PERSONAL:** Married (Michelle)...has son, Robert (born 10-24-88)...graduated with degree in Personnel Administration...was all-state football player at Glidden Ralston HS in Ralston, Iowa; also lettered in track and baseball...enjoys working out...lists hunting as hobby...given name: Paul Jay Fairchild.

**GAMES PLAYED/STARTED:** 1984-7/0, 1985-16/2, 1986-16/15, 1987-11/2, 1988-16/3. Total: 66/22.

**PLAYOFF STATISTICS**

**GAMES PLAYED/STARTED:** 1985-4/0, 1986-1/1. Total: 5/1.

**SEAN FARRELL 62**

OG 6-3 260  
 PENN STATE 8th year  
 DOB: 5-25-60 at Southampton, NY  
 HOW ACQUIRED: T-Tampa Bay, 1987  
 PRO BOWL SEASON: 1984

**PRO:** In 1988, had best of his two seasons with NE, staying healthy most of year...started all but one of 16 games (inactive at Minnesota, on 9-11, because of hamstring injury that took place in first half of opener vs. Jets on 9-4)...plays left guard position...named team's co-winner — with NT Tim Goad — of annual

Jim Lee Hunt award as top lineman, offense or defense, selected by the coaches...has keen insight on game and what will work and what won't...gave NE outstanding assistance in running game that was rated ninth in the league and helped in pass-protection that allowed just 23 sacks (for 160 yards)...even caught his first NFL pass in 1988 (deflected pass vs. Seattle on 12-4, a four-yarder)...in 1987, started 14 games (missed at Denver on 12-6 with shoulder problem)...had off-season shoulder surgery (on 2-20-88)...was not able to play at best due to shoulder problems (suffered vs. Buffalo on 10-11)...can also play tackle...in February of 1987, Patriots acquired Farrell from Tampa Bay for second-, seventh- and ninth-round 1987 draft picks...has been starter since being selected in first round of 1982 draft (17th player selected)...tremendously powerful (can bench press 520 pounds) and runs 40 in 4.75...has also played the left tackle position (pressed into service there for three starts in 1985; also had four starts at left tackle spot in 1982 rookie season)...in 1986, started 15 games at right guard (started 59 of 63 games he played for Tampa Bay with 52 games at right guard, four games at right tackle and three at left tackle)...in 1985 and 1984, Tampa Bay running back James Wilder had 1,000-yard seasons behind Sean's blocking (1,544 in 1984 and 1,300 in 1985)...in 1985, had 11 starts at right guard and three at left tackle (filling in for injured player)...missed two games—vs. New England on 10-27-85 with hamstring pull and vs. Detroit (11-24-85) after arthroscope on knee...in first start at left tackle, at NY Giants on 11-3-85, held NFC sack leader Leonard Marshall to no sacks...in 1984, was picked as an alternate to the Pro Bowl and also named first team All-Pro by the Sporting News...in 1984, played in 15 games—14 starts—at right guard, missing Detroit game of 10-14 with hip bruise (although played entire second half); played entire game at Green Bay (12-1) with banged up knee...had frustrating 1983 season, missing six games with an aggravating hamstring pull that he reinjured twice in practice before he could return (started three games that 1983 season before pulling hamstring vs. Minnesota on 9-18)...went on to start next six games...started first NFL game in 1982 season opener at Minnesota (9-12; missed second game start vs. Washington on 9-19 because of calf injury, although played in game)...first game at tackle in playing final four games of rookie season came vs. Mark Gastineau of the NY Jets (12-12-82), holding him to no sacks in 37 Tampa Bay passes...finished 1982 season with three starts at right guard and four at right tackle, plus one start in Dallas playoff game (1-9-83) back at right guard.

**COLLEGE:** Was the most decorated senior offensive lineman in the country in 1981 and finished second to junior Dave Rimington in Outland Trophy voting...was only offensive line finalist for Lombardi Trophy...Penn State went 28-8 his three years as starter—10-2 in 1981, beat USC in Fiesta Bowl, 26-10; beat 10-2 in 1980, beating Ohio State, 31-19, in Fiesta Bowl and 8-4 in 1979, beating Tulane, 9-6, in Liberty Bowl...Penn State was 3rd ranked in both AP and UPI his senior year and eighth in 1980...was first team All-American guard on every major team in 1981 and AP second team All-America as junior in 1980...Penn State averaged 402.2 yards a game in total offense in 1981...teamed with Mike Munchak (drafted by Houston as eighth player overall in 1982) to form one of the best guard tandems in college football history...scored TD with endzone fumble recovery in final regular season game of career, vs. Pitt...played in East-West Shrine Game and Japan Bowl...was a defensive lineman when he arrived at Penn State but was quickly moved to guard.

**PERSONAL:** Single...graduated with degree in general arts and sciences...graduated from Westhampton Beach (N.Y.) HS where was football captain (played linebacker and fullback)...was valuable player of school hoop team as junior (did not play basketball as senior)...outstanding discus thrower in HS, once placed second in national meet and represented United States in junior international competition with career best of 195-5...was National Football Foundation Hall of Fame Scholar-Athlete...father, Donald, is a general surgeon, who played football at Columbia...older brother, Lee, played football at Syracuse...given name: Sean Ward Farrell.

**GAMES PLAYED/STARTED:** 1982-9/7, 1983-10/9, 1984-15/14, 1985-14/14, 1986-15/15, 1987-14/14, 1988-15/15. Total: 92/88.

**STATS:** Receiving: 1988-one for four yards (from Doug Flutie off deflected pass).

## PLAYOFF STATISTICS

**GAMES PLAYED/STARTED:** 1982-1/1.



## JEFF FEAGLES 6

P 6-0 198

MIAMI (FL) 2nd year

DOB: 3-7-66 at Anaheim, CA

HOW ACQUIRED: FA, 1988

**PRO:** In 1988, had 38.3 average on 91 punts (3,482 yards), with eight touchbacks, 24 inside the 20 (3rd in AFC and 5th in NFL) and no kicks blocked...had 34.1 net average...had NFL's longest punt (74-yarder vs. Indy, on 10-2)...had 11 punts of 50 yards or longer; had three punts 60-yards or longer (all in Foxboro, 68 yds. vs. Miami on 11-6 and 66 yds. vs. Tampa on 12-11, as well as 74-yarder)...longest punt away from Foxboro, 51-yarder at Denver on 12-17 (his final punt of '88 season)...longest returned punt by opponents was 19 yards, as NE allowed only 5.9 avg. return on his punts (tied for 3rd lowest in NFL)...has excellent hang-time, with only 37 punts returned (40.6%), the second lowest in NFL...there were 17 fair catches...made nearly every All-Rookie team — Pro Football Weekly, College and Pro Football Weekly, UPI and Quarterback Magazine (out of England)...after NE mini-camp in 1988, worked to go from three-step to two-step — and loved it...beat out veteran Rich Camarillo in preseason (37.9 avg. on 14 kicks, long of 51, with five inside 20 compared to 33.8 avg. on six kicks and long of 39 for Camarillo)...signed as FA with NE on May 1, 1988.

**COLLEGE:** Attended Scottsdale (Ariz.) JC for one year, 1984, prior to going to Miami...in JC, posted 40.8 avg., with that 2nd best in national JC stats...had 71-yd. punt vs. Glendale CC to break school record...as senior at Miami in 1987, team went 11-0; had a 68-yarder in Orange Bowl (44.7 avg. on 6 kicks in game) win over Oklahoma — his last and best kick at Miami...started slowly at Miami, and finished strong — averaged 44.3 over last four regular-season games (15 punts) and 43.1 net, after having 34.2 avg. in first seven games (20 kicks) and 30.4 net...was placekick holder as senior, and vs. South Carolina in regular-season finale had 24-yard fake field goal run — to six-yard line — to set up Miami's go-ahead TD; later in game, had 54-yard punt to one-yard line...had 66-yard punt vs. Virginia Tech...before going to Miami, worked hard in weight room and gained strength and 20 pounds...team was 10-2 in 1985 and 11-1 in 1986...as junior in 1986, had 40.4 avg....vs. Florida, only one of four punts returned, and that was fumbled, setting up Miami TD...as soph. in 1985, punted 32 times for 38.3 avg. with long of 52 vs. Florida State...set school mark with only 10 punts returned (for 6.8 avg. a return).

**PERSONAL:** Married (Michelle)...attended Gerad HS (Phoenix, Ariz.), where won six varsity letters (four in baseball, one each in football, basketball)...in football, started at safety as well as punting (42-yd. avg., picked all-league)...in baseball, was third baseman, pitcher and made all-league as senior...hobbies: golf, outdoor sports...given name: Jeffrey Allen Feagles.

**GAMES PLAYED/STARTED:** 1988-16/0.

### PUNTING


Year	G	No.	Yds.	Gross Avg.	TB	In 20	LG	Blk.	Net Avg.
1988	16	91	3482	38.3	8	24	74	0	34.1

**OTHER STATS:** Fumble Recoveries: 1988-1.

### FOR THE RECORD...

New England averaged 27.7 rushes a game — for 88.5 yards — in the first six games of the 1988 season, and averaged 32.3 passes in those contests. In the last 10 games, the Patriots averaged 42.1 rushes a contest (for 159.2 yards) and 19.5 passes a game.





## DOUG FLUTIE 2

QB 5-10 175  
BOSTON COLLEGE 4th year  
DOB: 10-23-62 at Manchester, MD  
HOW ACQUIRED: T-Chicago, 1987

**PRO:** Was one of the reasons why NE was in playoff picture late in season...had his finest year as a pro (including his time with NJ Generals of USFL), throwing for 1,150 yards in completing 92 of 179 passes (51.4%), with eight TDs and 10 interceptions, while playing in 11 games...in nine starts — starting with Green Bay game in Milwaukee on 10-9 through Seattle game of 12-4, Patriots were 6-3...among those victories were a 27-21 win over previously-unbeaten Cincinnati on 10-6 and 30-7 win vs. Bears on 10-30...biggest win was in relief, vs. Indy on 10-2, coming in at start of 4th quarter with 7-7 tie and leading team to 21-17 win, including scoring 13-yard TD on keeper play around left end with 23 seconds remaining...finished game going 12 of 16 for 132 yards, and named AFC's Offensive Player of Week; on final drive, took team 80 yards on nine plays and completed all six passes (for 41 yards)...completed his first four passes (for 68 yards) and moved team 70 yards on seven plays for TD early in 4th quarter...NE had 1-3 record going into Indy game, so it was very important game...started the next nine games, during which team had a four-game winning string with wins vs. Chicago, Miami, at Jets and at Miami...has perfect 10-0 record at Sullivan Stadium (5-0 as collegian and 5-0 as pro, with all wins coming in 1988 season...has 10-4 record as pro (2-1 with Bears, 8-3 with NE)...named team's Unsung Hero by three different groups: Patriots' Huddle Club (in vote of fans) and 1776 Quarterback Club, as well as WHDH Radio (flagship station in Boston)...has outstanding speed and quickness, making him very elusive; gives defenses headaches galore...already ninth on team's all-time passing yards list with 1,349 yards (107 of 204 yards, with nine TDs and 10 interceptions)...had 80-yard TD pass to WR Irving Fryar vs. Chicago on 11-27 on first play from scrimmage...was team's third top rusher with 179 yards on 38 carries (4.7 avg.), with long of 16 and one TD...only sacked 11 times for 65 yards in 11 games (had four games with no sacks)...had 190 yards passing at Indy on 11-27, going 15 of 24 in 24-21 NE loss...in 1987, played—and started—in one game (at Houston, a strike replacement game, on 10-18)...connected on 15 of 25 passes in the game (60.0%) for 199 yards with one TD (27 yarder...came to Patriots on 10-13-87 in trade with Chicago Bears for eighth-round 1988 draft pick...signed by Bears on 10-21-86 (activated on 11-6-86)...played in four games for Bears in 1986 (starting one game); also started a playoff game...started at Dallas (final regular season game on 12-21-86) when completed eight of 14 passes for 152 yards with two TDs and one interception...went on to start in playoff game vs. Washington on 1-3-87 and went 11 of 31 for 134 yards with one TD and two interceptions...second completed pass as pro went for 27-yard TD to Walter Payton vs. Tampa Bay on 12-7-86 in 48-14 win...played in the USFL with the New Jersey Generals (taken by team as a territorial draft pick), signing with club on 2-4-85 (became active on 2-15-85)...connected on 134 of 281 passes (47.7%) in 15 games for Generals for 2,109 yards with 13 TDs and 14 interceptions...ran ball 65 times for 465 yards (7.2 avg.) and six TDs...selected by the LA Rams of NFL in 11th round of 1985 draft (as 285th player selected)...Rams traded his rights to Bears on 10-14-86 (along with a fourth-round draft pick) to Bears for third- and sixth-round picks in 1987 draft.

**COLLEGE:** Won 1984 Heisman Trophy after setting record as all-time NCAA passing leader with 10,579 yards...consensus All-American as senior...Player of Year for UPI, Kodak, Sporting News and ECAC as well as winning Gold Helmet Award (ECAC Player of Year) and Bulger Lowe Award (Football Club of New England Player of Year) in addition to winning selected Maxwell Club Trophy...as junior in 1983, was Heisman Trophy finalist and named MVP of Liberty Bowl, ECAC Player of Year and UPI New England Player of Year...was MVP of Tangerine Bowl in 1982...completed 233 of 386 passes for 3,454 yards, 27 TDs and 11 interceptions as senior with best game coming at Miami when he went 34 of 46 for 472 yards and three TDs, including a 48-yard TD strike to Gerard Phelan as time expired to defeat Hurricanes, 47-45...rushed for 739 yards on 287 carries in college career for 2.6 avg. with seven TDs...passed for 2,749 yards and completed 51.3% of passes as junior; 2,749 yards and 46.6% as sophomore...BC passing records include: pass attempts in career (1,271), pass attempts for season (386 as senior), career completions (677), completions in season (233 as senior), passing yards

in career (10,579), passing yards in a season (3,454 as senior), TD passes in career (67), TD passes in season (27 as senior)...led Eagles to 32-14-1 record—5-6 in 1981, 8-3-1 in 1982, 9-3 in 1983 and 10-2 in 1984—and trips to Tangerine Bowl (1982), Liberty Bowl (1983) and Cotton Bowl (1984); beat Houston in latter, by 45-28 score.

**PERSONAL:** Married (Laurie)...they have one daughter, Alexa (1½)...graduated with degree in computer science and speech communications...was all-league in football, basketball and baseball at Natick (Mass.) HS...had HS and college football jerseys retired...has street in hometown named after him (Flutie Pass)...has Pop Warner Championship game in hometown area named after him (The Flutie Bowl)...brother, Darren, was a standout at Boston College as wide receiver and now plays for San Diego Chargers (made as free agent)...has popular seafood restaurant in New York...given name: Douglas Richard Flutie.

**GAMES PLAYED/STARTED:** 1986-4/1, 1987-1/1, 1988-11/9. Total: 16/11.

#### PASSING

Year	Club	G	Att.	Comp.	Pct.	Yds.	TD	Int.	LG	LAP
1986	Chi	4	46	23	50.0	361	3	2	58	6-30
1987	NE	1	25	15	60.0	199	1	0	30	1- 3
1988	NE	11	179	92	51.4	1150	8	10	80t	11-65
Totals		16	250	130	52.0	1710	12	12	80t	18-98

#### RUSHING

Year	Club	G	No.	Yds.	Avg.	LG	TD
1986	Chi	4	9	36	4.0	19	1
1987	NE	1	6	43	7.2	13	0
1988	NE	11	38	179	4.7	16	1
Totals		16	53	258	4.9	19	2

**OTHER STATS:** Fumbles: 1987-1, 1988-3.

#### Single Game Career Highs

Pass Attempts—33 at Green Bay 10-9-88 (NE)  
 31 vs. Washington 1-3-87 (Chi, Playoffs)  
 25 at Houston 10-18-87 (NE)

Completions—17 at Green Bay 10-9-88 (NE)  
 15 at Houston 10-18-87 (NE)  
 15 at Indianapolis 10-27-88 (NE)  
 13 at Detroit 12-15-86 (Chi)

Yards Passing—199 at Houston 10-18-87 (NE)  
 190 at Indianapolis 10-27-88 (NE)  
 165 vs. Chicago 10-30-88 (NE)  
 165 vs. Cincinnati 10-16-88 (NE)

Highest Percentage—75.0% (12-16) vs. Indianapolis 10-2-88 (NE)  
 71.4% (10-140) vs. Cincinnati 10-16-88 (NE)  
 69.2% (9-13) at Miami 11-20-88 (NE)  
 62.5% (15-24) at Indianapolis 11-27-88 (NE)

Longest Completion—80t vs. Chicago 10-30-88 (NE)  
 58t at Dallas 12-21-86 (Chi)  
 51 at Indianapolis 11-27-88 (NE)  
 38 vs. Cincinnati 10-16-88 (NE)

TD Passes—4 vs. Chicago 10-30-88 (NE)  
 3 at Green Bay 10-9-88 (NE)  
 2 at Dallas 12-21-86 (Chi)

Interceptions—2 vs. Washington 1-3-87 (Chi)  
 2 at Detroit 12-15-86 (Chi)  
 2 at NY Jets 11-13-88 (NE)

Times Sacked—3 at Dallas 12-21-86 (Chi)  
 2 at Detroit 12-15-86 (Chi)  
 2 at Buffalo 10-23-88 (NE)  
 2 at Miami 11-20-88 (NE)  
 2 at Indianapolis 11-27-88 (NE)  
 2 vs. Seattle 12-4-88 (NE)

Sack Yardage—12 at Dallas 12-21-86 (Chi)  
 11 at Detroit 12-15-86 (Chi)

Rushing Attempts—7 vs. Cincinnati 10-16-88 (NE)  
 6 at Houston 10-18-87 (NE)  
 6 at Detroit 12-15-86 (Chi)

Rushing Yards—43 at Houston 10-18-87 (NE)  
 36 vs. Cincinnati 10-16-88 (NE)  
 28 at Miami 11-20-88 (NE)  
 27 at NY Jets 11-13-88 (NE)

Longest Runs—19 at Dallas 12-21-86 (Chi)  
 16 at NY Jets 11-13-88 (NE)  
 15 at Miami 11-20-88 (NE)  
 Most TD Runs—1 vs. Tampa Bay 12-7-86 (Chi)  
 1 at Detroit 12-15-86 (Chi)  
 1 vs. Indianapolis 10-2-88 (NE)


## PLAYOFF STATISTICS

**GAMES PLAYED/STARTED:** 1986-1/1 (with Chicago).

PASSING										
Year	Club	G	Att.	Comp.	Pct.	Yds.	TD	Int.	LG	LAP
1986	Chi	1	31	11	35.5	134	1	2	50	2-16

RUSHING								
Year	Club	G	No.	Yds.	Avg.	LG	TD	
1986	Chi	1	2	12	6.0	11	1	



## RUSS FRANCIS 85

TE 6-6 242  
 OREGON 14th year  
 DOB: 4-3-53 at Seattle, WA  
 HOW ACQUIRED: FA, 1987  
 (NE D-1, 1975, 16th pick)  
 PRO BOWL SEASONS: 1976, 1977,  
 1978

**PRO:** In 1988, led tight ends with 11 catches for 161 yards (14.6 avg.) in starting eight of the 12 games he played...started first two games — vs. Jets on 9-4 and at Minnesota on 9-11, before suffering hamstring injury (in second quarter of latter contest)...had three catches in two games — at Miami on 11-20 for 40 yards and vs. Tampa Bay on 12-11 for 16 yards...started last six games...had 74 yards on two catches, one for 51 yards, at Indy on 11-27...he and QB Grogan are the elder statesmen on team, with both coming to club in 1975...does fine job both as a pass-catcher and blocker...sixth in club history in catches with 207, fifth in club history in reception yardage with 3,157, tied for ninth in club history in TDs (28, tied with Irving Fryar)...has averaged 12.8 catches a season in his career, for 404.7 yards...needs eight games to reach 100 games in NE career...had arthroscopic surgery on knee to remove bone fragments on 1-19-89...came to NE final week of 1987 season (signed on 12-23) and played in one game (at Miami on 12-28)...waived by San Francisco on 12-16-87, coming off Injured Reserve, where he was placed on 12-4 due to back injury...has had five seasons with more than 500 yards-receiving...was traded to San Francisco on 4-27-82 (day of draft), going along with a Patriots' 1982 second-round pick—NE received SF's first-round pick in 1982 (selected nose tackle Lester Williams), two second-round picks (selected LB Andre Tippett and OT Darryl Haley) and a fourth-round pick (LB Brian Ingram)...retired from game in 1981...in 1986 with 49ers, tied for second highest single-season reception total with 41 catches (also done in 1980, his final year with Patriots)...his 85 catches in 1985-86 were his best two-season totals...in 1985, had career-high 44 receptions...in 1984, had 20 catches in first eight games before going on IR with neck problem for six weeks...caught five passes for 60 yards in Super Bowl XIX win...in 1983, had four TDs...came on strong during playoffs with eight catches and 15.4 average...in 1982, returned to football following one year retirement and finished third on team with 23 catches (had eight catches at Kansas City on 12-26)...in final year with Patriots, 1980, was second on team in receptions with 41 for 664 yards (his career-best)...was also third on team in scoring in 1980 with 48 points (eight TDs, tops on NE and fourth-best in AFC)...started 15 of 16 games in 1980...in 1979, finished third on NE with 39 catches for 557 yards, although missed four full games and parts of two others due to injury...missed playoff action in 1979 because of motorcycle accident...was tops on team in receptions in 1978 with 39 catches for 543 yards...missed four games late in 1977 season with rib injury...has caught 100-yards worth of passes three times in career (all as a Patriot, with best coming with 139 yards on six catches vs. Pittsburgh on 9-26-76)...capped off 1976 season with great playoff performance at Oakland on 12-18-76 with four catches for 96 yards and one TD in 24-21 loss...was the 16th player selected in the 1975 draft; played in all 14 games, starting in 11 his rookie season...was second-top

receiver on team as rookie with 35 catches for 636 yards and four TDs and was named to UPI and Football Digest all-rookie teams...caught passes in first 13 games as pro (streak ended in season finale at Baltimore).

**COLLEGE:** Played tight end for Oregon from 1972-74 (came to school as a QB, switching to TE as frosh)...missed most of sophomore season with ankle injury...named All-Pac 8 and HM All-American as junior...ranked third in conference his junior year with 31 catches for 495 yards...did not play football as a senior.

**PERSONAL:** Single...attended Kailua HS near Honolulu and Pleasant Hill HS once his family moved to Oregon...was a four-sport standout (football, basketball, wrestling and track)...as a HS senior in 1971, tried throwing javelin for first time and went on to set an American schoolboy record by throwing the javelin 259 feet, nine inches...was a ninth-round draft pick by the Kansas City Royals (pitcher) in 1974 baseball draft...father, Ed, was at one time a part-time scout for the Patriots, covering the Pacific Northwest...gained pilot's license in 1974—while playing for San Francisco, commuted daily by single-engine open cockpit Stearman plane from his home in Livermore to San Carlos airport, which was close to 49ers practice facility...also drives a motorcycle...also likes to scuba dive, sky dive, surf, mountain climb and horseback ride...has spent time as a professional wrestler (took part in Wrestlemania II in 1986 and Malice In the Palace wrestling event during the offseason following 1986 season)...during past off-season, broadcast pro skiing on ESPN...given name: Russell Ross Francis.

**GAMES PLAYED/STARTED:** 1975-14/11, 1976-13/12, 1977-10/10, 1978-15/15, 1979-12/12, 1980-15/15, 1981-Did Not Play, 1982-9/4, 1983-16/16, 1984-10/8, 1985-16/16, 1986-16/14, 1987-9/7, 1988-12/8. Total: 167/148 (92/83 with Patriots and 75/65 with 49ers).

RECEIVING							
Year	Club	G	No.	Yds.	Avg.	LG	TD
1975	NE	14	35	636	18.2	48	4
1976	NE	13	26	367	14.1	48	3
1977	NE	10	16	229	14.3	31t	4
1978	NE	15	39	543	13.9	53	4
1979	NE	12	39	557	14.3	44	5
1980	NE	15	41	664	16.2	39	8
1981			"Retired" — Did Not Play				
1982	SF	9	23	278	12.1	26	2
1983	SF	16	33	357	10.8	25	4
1984	SF	10	23	285	12.4	32	2
1985	SF	16	44	478	10.9	25	3
1986	SF	16	41	505	12.3	52	1
1987	SF/NE*	9	22	202	9.2	19	0
1988	NE	12	11	161	14.6	51	0
Totals		167	393	5262	13.4	53	40

\* Played eight games/started seven for San Francisco in 1987 before being waived on 12-16-87. Picked up by Patriots on 12-23-87 and played in final game of the season at Miami on 12-28. All 22 receptions in 1987 were with the 49ers.

**OTHER STATS:** Rushing: 1976-two for 12 yards.

#### Single Game Career Highs

Most Receptions—8 at Kansas City 12-26-82 (SF)  
 7 at Buffalo 11-23-75 (NE)  
 Most Yards Receiving—139 at Pittsburgh 9-26-76 (NE)  
 125 at Buffalo 11-23-75 (NE)  
 126 at Oakland 9-24-78 (NE)  
 Longest Receptions—53 at Oakland 9-24-78 (NE)  
 52 at New Orleans 11-2-86 (SF)  
 51 at Indianapolis 11-27-88 (NE)  
 Longest TD Receptions—42t at NY Jets 10-5-75 (NE)  
 38t at Pittsburgh 9-26-76 (NE)  
 Most TD Receptions—2 at Green Bay 10-1-79 (NE)  
 2 at Houston 11-10-80 (NE)  
 Rushes—1 vs. NY Jets 10-18-76 (NE)  
 1 vs. Baltimore 9-12-76 (NE)  
 Rushing Yards—8 vs. NY Jets 10-18-76 (NE)  
 Long Rush—8 vs. NY Jets 10-18-76 (NE)


#### 100 Yard Receiving Games

1975—at Buffalo (11-23) 7-125-1  
 1976—at Pittsburgh (9-26) 6-139-1  
 1978—at Oakland (9-24) 5-126-1

## PLAYOFF STATISTICS

**GAMES PLAYED/STARTED:** 1976-1/1, 1978-1/1, 1983-2/2, 1984-3/3, 1985-1/1, 1986-1/1. Total: 9/9 (2/2 with Patriots and 7/7 with 49ers)

RECEIVING							
Year	Club	G	No.	Yds.	Avg.	LG	TD
1976	NE	1	4	96	24.0	40	1
1978	NE	1	8	101	12.6	24t	1
1983	SF	2	8	123	15.4	27	0
1984	SF	3	8	89	11.1	19	1
1985	SF	1	4	39	9.8	20	0
1986	SF	1	3	26	8.7	20	0
Totals		9	35	474	13.5	40	3



## IRVING FRYAR 80

WR 6-0 200

NEBRASKA 6th year

DOB: 9-28-62 at Mount Holly, NJ

HOW ACQUIRED: D-1, 1984 (1st)

PRO BOWL SEASON: 1985

**PRO:** One of most talented players in NFL, NE hopes to take full advantage of his talent in 1989...can beat you any time he touches ball...suffered sprained ankle and small bone chip fracture in left foot prior to 1989 season (on 6-3) while working out and had to wear cast for month...in 1988, with Fryar returning all the punts, NE was fourth in NFL in punt returns with a 10.5 avg. (38 returns for 398 yards)...was third in AFC and tied for fifth in NFL with that average...only called for eight fair catches...had long return of 30 yards (vs. Chicago on 10-30)...had second-most catches for NE, with 33 for 490 yards (14.8 avg.)...led team in TD catches with five, the most dramatic being an 80-yarder vs. Bears on 10-30 (first play of game, from QB Flutie)...had six catches for 92 yards vs. Jets on 9-4; had five catches for 52 yards vs. Indy on 10-2...had 20 of his catches come in first eight games...only NE player to gain over 100 yards via receptions in 1988, with 122 yards on three catches vs. Chicago on 10-30...missed one game, at Denver on 12-17, due to hamstring injury; missed start at Buffalo on 10-16 because NE started game with double tight end formation...ran ball six times for 12 yards (2.0 avg.) with long of six; had three carries for 12 yards at Minnesota on 9-11...is eighth in club history in reception yards (2,528) and is tied for ninth (with TE Francis) in career TDs at 28...in 1987, started all 12 non-strike games...was 3rd on team in catches with 31 for 467 yards, 15.1 avg....led team in TD receptions with five (all in different games)...had six catches at Miami on 12-28, for 70 yards)...had 18 punt returns for 174 yards (9.7 avg.) with long of 36 at Giants on 11-8-87; had 12 fair catches...in 1986, had 43 catches for 737 yards, for 17.1 average with long TD reception of 69 yards and six TDs for season; was third on the team in catches in the 1986 season (behind Stanley Morgan and Tony Collins)...was second on team in TD catches (6)...as a punt returner, was team's main returner as he had 35 returns for 366 yards (10.5 average) with one TD (59 yarder vs. Atlanta on 11-2)...was third in the AFC in punt return average...in his 2nd year as a pro in 1985, was tied for 2nd on team in catches during regular season with 39 (for 670 yards; tied Morgan for catches)...led all receivers in TD catches with seven...was 2nd behind Franklin in scoring with 60 points (10 TDs, most on team since Collins' 10 in 1983), with one TD run (eight yarder at Seattle, on 11-17-85, for his 1st NFL TD run) and had two TDs on punt returns (85 yarder at Buffalo, on 9-22, for 2nd longest in team history to Mike Haynes' 89 yarder in 1976; and he also had 77 yard TD vs. Indy, on 11-10, for 4th longest punt return in team history)...his 85 yard punt return at Buffalo was longest in NFL over the 1985 season; also in that game, tied Morgan for 2nd best game as punt returner with 133 yards in six returns...had 37 punt returns for 520 yards (2nd in NFL in yards), a 14.1 avg. during regular season to lead NFL...in leading NFL in punt returns, was only 3rd Patriot ever to lead league and his numbers were 2nd best season in team history for yardage and average...started in 16 of the 20-game season (14 of 16 regular season games); did not start at Chicago on 9-15, because of rib injuries suffered late vs. Green Bay on 9-8; did not start at Indy on 12-1 because of calf injury and did not start playoff game at Miami on 1-12-86 because of cut tendons in right little finger suffered during week...caught team's only TD in Super Bowl XX...caught passes in 13 consecutive games (from 3rd week



at Buffalo on 9-22 to 15th week at Miami on 12-16; with streak ending on 12-22 vs. Cincinnati)...in 1984, was the 4th top punt returner in the AFC and 6th top in the NFL with a 9.6 average with 347 yards in 36 carries...had one TD (15-yarder vs. Seattle on 9-16), and long catch of 26 yards in 1984...tied Patriot team record with seven punt returns at Dallas (11-22-84, fourth time in team history)...was the first player selected in the 1984 NFL draft.

**COLLEGE:** Was on everyone's All-America team in 1983...caught 40 passes as senior for 780 yards (19.5 average, with eight touchdowns) adding up to a career total of 67 passes for 1,196 yards (17.9 average), with 11 TDs...his career receiving yardage ranks second only to Johnny Rodgers' 2,479 in Nebraska record books...played in East-West Shrine game, Japan Bowl all-star games...as junior, suffered numerous injuries but still was country's third top punt returner, and Big Eight leader with 15.4 average on 18 returns...threw 37-yard TD pass vs. Oklahoma...in Orange Bowl victory of 21-20 over LSU, had 84 yards on five catches, 12 yards on two carries and 56 yards on two punt returns...as sophomore, split time at wingback spot and was tops in league and fourth in nation in punt returns...had two punt returns for TDs— 82-yarder vs. Florida State and 63-yarder vs. Iowa State....first collegiate catch was 49-yard TD vs. Kansas State.

**PERSONAL:** Married (Jacqueline)...has two sons, Londen (3) and Irving Jr. (2)...was meteorology major...won 1776 QB Club Community Service Award in 1988 for numerous talks to group for "Just Say No" program...was a receiver and safety at Rancocas Valley Regional HS (same school that produced Franco, Pete and Giuseppe Harris) in New Jersey...can play five musical instruments...hobbies: playing piano and playing basketball...lives in Dallas during the off-season...given name: Irving Dale Fryar.

**GAMES PLAYED/STARTED:** 1984-14/2, 1985-16/14, 1986-14/13, 1987-12/12, 1988-15/14. Total: 71/55.

#### RECEIVING

Year	G	No.	Yds.	Avg.	LG	TD
1984	14	11	164	14.9	26	1
1985	16	39	670	17.2	56	7
1986	14	43	737	17.1	69t	6
1987	12	31	467	15.1	40	5
1988	15	33	490	14.8	80t	5
Totals	71	157	2528	16.1	80t	24

#### PUNT RETURNS

Year	G	No.	FC	Yds.	Avg.	LG	TD
1984	14	36	10	347	9.6	55	0
1985	16	37	15	520	14.1*	85t	2
1986	14	35	10	366	10.5	59t	1
1987	12	18	12	174	9.7	36	0
1988	15	38	8	398	10.5	30	0
Totals	71	164#	55	1805#	11.0	85t	3#

\*Led NFL

#Club Record

#### KICKOFF RETURNS

Year	G	No.	Yds.	Avg.	LG	TD
1984	14	5	95	19.0	22	0
1985	16	3	39	13.0	24	0
1986	14	10	192	19.2	33	0
1987	12	6	119	19.8	31	0
1988	15	1	3	3.0	3	0
Totals	71	25	448	17.9	33	0

#### RUSHING

Year	G	No.	Yds.	Avg.	LG	TD
1984	14	2	-11	-5.5	0	0
1985	16	7	27	3.9	13	1
1986	14	4	80	20.0	31	0
1987	12	9	52	5.8	16	0
1988	15	6	12	2.0	6	0
Totals	71	28	160	5.7	31	1

**OTHER STATS:** Fumbles: 1984-4, 1985-5, 1986-4, 1987-2, 1988-2. Fumble Recoveries: 1984-1, 1986-2.

#### Single Game Career Highs

Most Receptions—6 vs. NY Jets 9-4-88  
6 at Miami 12-28-87  
6 vs. Cincinnati 12-7-86  
6 at LA Rams 11-16-86  
6 vs. Seattle 9-21-86  
6 vs. Buffalo 10-13-85

#### 100 Yard Receiving Games


1985—vs. Buffalo (10-13) 6-132-1 (16t)  
1986—vs. NY Jets (10-12) 3-126-1 (69t)  
vs. Seattle (9-21) 6-110-0  
1987—LA Raiders (11-1) 6-107-1 (32)  
1988—vs. Chicago (10-30) 3-122-1 (80t)

Most Yards Receiving—132 vs. Buffalo 10-13-85  
                                   126 vs. NY Jets 10-12-86  
 Longest Receptions—80t vs. Chicago 10-30-88  
                                   69t vs. NY Jets 10-12-86  
 Most TD Receptions—2 vs. NY Jets 9-4-88  
                                   2 at LA Rams 11-16-86  
 Most Carries—3 at Minnesota 9-11-88  
                                   3 vs. NY Jets 12-13-87  
                                   2 vs. Cincinnati 12-7-86  
                                   2 at Buffalo 9-22-85  
 Most Yards Rushing—34 vs. Cincinnati 12-7-86  
 Longest Runs—31 vs. Miami 10-5-86  
                                   24 vs. Cincinnati 12-7-86  
 TD Run—8t at Indianapolis 12-1-85  
 Most TD Runs—1 (8 yards) at Indianapolis 12-1-85  
 Most Punt Returns—7 at Dallas 11-22-84  
                                   6 at Buffalo 9-22-85  
 Most Punt Return Yards—133 at Buffalo 9-22-85  
                                   97 vs. Indianapolis 11-10-85  
                                   78 vs. Indianapolis 10-2-88  
 Longest Punt Returns—85t at Buffalo 9-22-85  
                                   77t vs. Indianapolis 11-10-85  
 TDs on Punt Returns—85t at Buffalo 9-22-85  
                                   77t vs. Indianapolis 11-10-85  
                                   59t vs. Atlanta 11-2-86

## PLAYOFF STATISTICS

**GAMES PLAYED/STARTED:** 1985-3/2, 1986-1/1. Total: 4/3.

	RECEIVING						PUNT RETURNS						RUSHING					
Year	G	No.	Yds.	Avg.	LG	TD	No.	FC	Yds.	Avg.	LG	TD	No.	Yds.	Avg.	LG	TD	
1985	3	4	71	17.8	39	1	6	0	34	5.7	12	0	1	3	3.0	3	0	
1986	1	2	11	5.5	7	0	2	0	13	6.5	9	0	1	-2	-2.0	-2	0	
Totals	4	6	82	13.7	39	1	8	0	47	5.9	12	0	2	1	0.5	3	0	



## DENNIS GADBOIS 48

(pronounced GAD boys)

WR 6-1 183

BOSTON UNIVERSITY 3rd year

DOB: 9-18-63 at Biddeford, ME

HOW ACQUIRED: FA, 1987

**PRO:** Tough hard-nosed performer...has solid hands and good moves, catches well in crowd...in 1989 mini-camp, was measured at 5.5% body fat (lowest on team)...dressed in two games in 1988 (vs. Cincinnati on 10-16 and at Denver on 12-17); did not have any catches...was on IR twice over season, from 8-29 to 9-30 (neck, hamstring) and then from 10-22 to 12-16 (neck)...is solid special teams performer...in 1987, played in three strike replacement games (started one, at Houston on 10-18)...was released by team after strike...re-signed on 12-2 because of numerous injuries to team's wide receivers (dressed, but did not play at Denver on 12-6)...spent rest of season with club (on inactive roster)...had three catches for 51 yards (17.0 avg.) with long catch of 20 yards (all catches at Houston on 10-18)...first came to Patriots for 1987 training camp, signing on 5-5-87 (waived 8-25-87).

**COLLEGE:** Played in the shadow of Bill Brooks (Indianapolis Colts) during most of career at BU, but escaped that shadow in 1986 when he was Terriers' big-play man...finished career with 159 receptions (second to Brooks' 228) for 2,382 yards (Brooks first with 3,579) and 15 TDs (Brooks leads with 32)...averaged 15 yards per catch over four-year career...closed career with streak of 26 consecutive games with at least one reception (began with second game of sophomore year)...was fourth in NCAA Div. I-AA in receiving as senior (6.4 catches per game), earning All-ECAC Div. I-AA, Associated Press All-New England, BU's Outstanding Back (voted by coaches) and All-Yankee Conference (second team) honors...made 70 recep-

tions (second-best single-season mark in school history) for 1,095 yards (third in school history) and eight TDs (tied for third in school history)...had four games with more than 100 yards and one game with more than 200 yards (214 on nine catches vs. Delaware on 11-22-86)...made 15 catches for 333 yards (22.2 avg.) and four TDs over his final two games of 1986...started the string with nine-catch (fourth best in school history), 214-yard (only third 200-yard game in BU history), two-TD performance vs. Delaware on 11-22-86...had 89-yard TD vs. Delaware...red-shirted in 1985 (played one game with one catch of five yards)...as junior in 1984, had 38 catches for 591 yards (15.6 avg.) and five TDs and long catch of 40 yards...had four TDs in BU's first five games...in 1983, had 23 catches for 277 yards (12.0 avg.) and one TD (42 yards vs. Cornell)...became starter second game of freshman year in 1982, catching 28 passes for 419 yards (led team in receiving yards) and one TD.

**PERSONAL:** Single...graduated in 1986 (human movement major)...attended Biddeford (Me.) HS, where was two-time all-state pick as receiver; also all-state choice as defensive back as junior...HS team once won 25 straight games...team went 11-0 his junior year and won state title...also played HS baseball for three years (played against Bill Swift, now pitching for Seattle Mariners) and was outfielder (all-area as senior); was outfielder on BU's baseball team as junior and senior...also played HS basketball for three years as starting forward (averaged 12 points, eight rebounds as senior)...one of eight children in family (three brothers, four sisters)...hobbies: playing basketball, renting movies (comedies)...given name: Denis Richard Gadbois.

**GAMES PLAYED/STARTED:** 1987-3/1, 1988-2/0. Total: 5/1.

RECEIVING						
Year	G	No.	Yds.	Avg.	LG	TD
1987	3	3	51	17.0	20	0
1988	2	0	—	—	—	—
Totals	5	3	51	17.0	20	0

#### Single Game Career Highs


Most Receptions—3 at Houston 10-18-87

Most Yard Receiving—51 at Houston 10-18-87

Longest Receptions—20 at Houston 10-18-87

16 at Houston 10-18-87

15 at Houston 10-18-87



## TIM GOAD 72

(pronounced gode)

NT 6-3 280

NORTH CAROLINA 2nd year

DOB: 2-28-66 at Claudville, VA

HOW ACQUIRED: D-4a, 1988 (87th)

**PRO:** One of the bright spots of the rookie corp in '88, plugging up middle of defensive line...coaches like his intelligence and mental toughness, as well as way he prepares for games...named to All-Rookie teams by UPI, College and Pro Football Newsweekly, Pro Football Weekly and Quarterback Magazine (out of England)...played in all 16 games, started 14 — broke into the starting lineup at nose tackle in 3rd week and was there rest of season (Brent Williams started first two games, and moved to defensive end to replace injured Kenneth Sims)...finished season with 42 tackles (32 solos)...had two sacks for 10 yards — four-yarder vs. Green Bay on 10-9 and six-yarder at Buffalo on 10-23...was the co-winner (with OG Sean Farrell) of Jim Lee Hunt award, annually selected by team's coaches as team's top offensive or defensive lineman.


**COLLEGE:** Started three years—at nose tackle as sophomore and junior before being moved to defensive tackle as senior (also started final two games of frosh year, at defensive tackle)...also lettered in track (placed third in shot put in ACC Indoors in 1986 and placed fifth in the ACC Championships in 1985)...named AP HM All-American as junior and senior; also named All-Atlantic Coast Conference (first team) as junior and senior...holds school's squat record of 705 pounds...as a senior in

1987, notched 95 tackles (51 solos) with eight sacks and 13 tackles for losses (65 yards)...also caused one fumble, had 16 QB pressures and two pass deflections...in 1986, named HM All-American by AP...had 85 tackles (40 solos), tops on the defensive line...had two sacks along with six tackles for 26 yards in losses, had 11 QB pressures and one pass deflection...in 1985, started all but one game (at nose guard) and had 90 tackles (29 solos) with a team-high 5½ sacks and seven tackles for losses (45 yards); deflected four passes and credited with team-high 24 QB pressures...in 1984, saw considerable time at DT as freshman; recorded 62 tackles (14 solos), had one tackle for a loss (two yards) and one QB pressure.

**PERSONAL:** Single...working towards degree in criminal justice and psychology (wants to work for FBI or become state trooper, or possibly a teacher-coach)...went back to college during off-season and set school record in shot put (61 ft.-1 in.)...as a senior at Patrick County HS in Stuart, Va., earned all-state and AP All-American honors as linebacker (also played nose guard and played offensive guard, center, tackle)...was four-year varsity starter (team had 16 players his senior year)...team went 3-37 in his four years...became first athlete ever at school to go on to Division I college on athletic scholarship...had 193 tackles as senior, intercepted three passes and blocked an incredible 11 extra-point kicks and three field goals...was three-time all-district...won four letters in football, track and wrestling...was three-time district heavyweight wrestling champ and was regional champ and third in state as senior (had 95-18 record in four years)...won state AA shot put championship as senior and placed third in shot put in the National Junior Olympics...was also three-time district champion (best toss at 60¾) and two-time regional champ...hobbies: golf, fishing (for bass) and hunting (rabbits, deer)...given name: Timothy Ray Goad.

**GAMES PLAYED/STARTED:** 1988-16/14.

DEFENSIVE STATISTICS						
Year	G	Tackles		Sacks	Fum. Rec.	Pass Def.
		Solo	Assists			
1988	16	32	10	2	0	0



**STEVE GROGAN      14**  
QB 6-4 210  
KANSAS STATE 15th year  
DOB: 7-24-53 at San Antonio, TX  
HOW ACQUIRED: D-5a, 1975 (116th)

**PRO:** In 1988, started first four games and played in six games...finished season with 67 completions on 140 attempts (47.9%) for 834 yards, with four TDs and 13 interceptions...also had relief action at Green Bay on 10-9 and at Denver on 12-17...best game of season in opener — vs. Jets on 9-4 — completing 16 of 31 passes for 156 yards with two TDs and one interception...had neck surgery (for herniated disc that was pinching nerve that went to throwing arm) during off-season on 1-25-89; had he not had surgery, would have had to quit football...worked hard during off-season to get ready for '89 season...because of surgery, could be in best shape he has been in a while...has tremendous knowledge of game (has played active role in calling team's plays last several years), outstanding competitor, loves to gamble and throw ball deep...he and TE Francis are the team's true veterans, both came to Patriots in 1975...is just 426 yards from reaching 25,000-yard mark...is eighth in club history in TDs (36), 20th in points scored (216), third in rushing TDs (350) ninth in rushing yards (2,150) and 10th in rushing attempts (432)...has club career mark for pass attempts (3,240), completions (1,696), passing yards (24,574) and TDs (169)...is tied for club record for consecutive seasons played (14, with Steve Nelson)...has 71-51-3 record as starter and 3-0-8 record in relief outings...in 1987, played in seven games and started six...led team to wins in last three games and because of that, coach Berry named him starter for 1988 season during off-season...had numerous injuries during season: lost power in throwing arm in warmups at Jets on 9-21-87 and couldn't play because of neck and back spasms, had to leave Dallas game of 11-15-87 due to head and neck injuries (happened on two-yard TD run; caused him to miss the next three games) and suffered fractured left hand at Buffalo on 12-20-87 (played with it wrapped at Mia-

mi next week)...team 5-2 in games he appeared in 1987...in 1987, shared team MVP award (picked by 1776 QB Club) with LB Tippet. ...in 1986, started two games (vs. Jets on 10-12 and at Pittsburgh on 10-19, stepping in for injured Eason, who had bruised ribs)...also played in two other games (vs. Miami on 10-5 and at Miami on 12-22 when Eason suffered injuries)...had three TDs in each of two starts—went 23 of 42 for 401 yards vs. the Jets and was 18 of 26 for 243 yards at Pittsburgh...in throwing for 401 yards vs. Jets, was first time in his career that he had more than 400 yards in a game (third time in club's history and second time in season for Patriots, with Eason having the other in 1986)...in game at Miami in season finale, was 15 of 24 for 226 yards with two TD passes (was 12 of 17 for 194 yards with two TD's in the second half); the TD passes were final scoring plays in the contest—12 yarder to Tony Collins with 6:40 left and then 30 yarder to Stanley Morgan with 44 seconds left (NE won AFC East title with win)...also ran for a seven yard TD on bootleg in third quarter of game (put score at 20-20)...won 1776 QB Club Unsung Hero Award...in 1986 off-season, had operation to correct tendinitis problem in throwing elbow...in 1985 came off bench to replace injured Eason vs. Buffalo, on 10-13, and spearheaded NE to 14-3 win in 1st appearance since coming out 3rd game of 1984 season, vs. Seattle on 9-16...went 15 of 19 for 282 yards with one TD (16 yarder to Fryar) and one interception...NE had 2-3 record going into that Buffalo game, but Steve led team to six consecutive wins, before suffering injury at NY Jets, on 11-24 (completed three of four passes for 45 yards before getting hurt...placed on IR on 11-30 for fractured tibia in left knee (repaired on 11-26) and also had sprained medial collateral ligament damage...was activated on 1-3-86...in 4th quarter of regular season games played, went 24 of 29 for 465 yards, with four TDs and no interceptions; also ran for two 4th quarter TDs, both game winners...came in for Eason in Super Bowl XX and hit on 17 of 30 passes (56.7%) for 177 yards, with one TD (eight yarder to Fryar, 1:46 into 4th) and had two interceptions.. was selected the team's Co-MVP by the 1776 Quarterbacks Booster Club (with Craig James) at end of season...in 1984, started the first three games...in 1983, off to best start of career, Steve was AFC's top rated passer for weeks 3-6 and rated among top three AFC passers in ten of first eleven weeks of the year...great success came to a quick halt when suffered fractured left fibula on 11-20-83 in a loss to Cleveland...the injury sidelined him for final five weeks of season...having set four club passing marks in 1982, Steve passed Babe Parilli in two other passing categories during 1983 to capture every major club career passing record...with only 3:59 to play at Pittsburgh on 9-25-83, Steve threw 76-yard TD pass to Stephen Starring to earn come-from-behind 28-23 win over Steelers...that pass equaled his previous career longest completion set on a 76-yard TD pass to Stanley Morgan against Miami on 11-8-81...his valuable impact on team in 1983 earned him the 1776 Fan Club MVP Award...after losing starting QB duties to Matt Cavanaugh early in 1982, Steve regained starting spot for final six games of the year...in first start of '82, connected with Stanley Morgan for 62-yard TD pass on just third play of game in 29-21 win over Houston (11-28-82)...with Steve calling signals, Patriots won four of their last six games to earn a playoff spot...in second game of 1981, Steve was forced out of action at Philadelphia with neck injury that knocked him out of the starting lineup for next four games...in 11th game of year, suffered left knee injury when tackled by Jet DE Mark Gastineau and was lost for rest of 1981 campaign...with league leading 8.61 yards per passing attempt mark in 1981, became only second player since the AFL-NFL merger to lead NFL in category for two consecutive years (Terry Bradshaw also accomplished that feat in 1977 and 1978)...leading AFC in passing for first seven weeks of 1980 season, Steve was off to fast start that was slowly and painfully halted by two knee injuries...over first seven games, completed 98 of 156 passes (62.8%) for 1,398 yards and 11 TDs in leading Patriots to six wins in their first seven starts...sprained left knee suffered in Seattle (9-21) and sprained right knee incurred following week vs. Denver (9-29) began to take toll as Steve began to lose his feared mobility by season's midway point...in season's 12th game, finally sat down to rest ailing knees and in doing so, he had five-year, 76 consecutive regular season game starting streak snapped...in last minute 38-34 loss to Oilers (11-10-80), completed 25 of 39 passes for 374 yards and 3 TDs...in 1979, tied with Brian Sipe of Cleveland for NFL leadership in TD passes (28) while topping league in TD percentage (6.6) and rushing by QB (368 yards on 62 attempts)...his 3,286 passing yards that year was second best seasonal performance at time in club history behind only Parilli's 3,465 yards in 1964...on year, had four games in which he passed for over 300 yards...underwent minor knee (right) surgery in April, 1980 ...had incredible day in leading Patriots to a record setting 56-3 win over the Jets (9-9-79), completing 13 of 18 passes (72.2%) for 315 yards and 5 TDs...his 539 rushing yards enabled the Patriots to become first team ever to have four members of same backfield break 500-yard rushing mark in same campaign (1978)...completed a herculean task of calling every one of the Patriots 922 offensive plays in 1977...his 13 rushing TDs in 1976, beating previous high mark for NFL QBs, established Steve as the game's most feared running QB...as rookie in '75, played in 13 games, starting in seven of last eight contests...vs. Buffalo (11-23-75), completing 25 of 46 attempts for 365 yards.

**COLLEGE:** Started for K-State as a junior and senior...during career completed 166 of 371 attempts for 2213 yards, 12 TDs and 26 interceptions...also ran for additional 585 yards and six TDs on 339 tries during that span...part-time punter as a junior and senior, hitting seven punts for 279 yards (39.9 avg.)...caught a 22-yard TD pass as a senior.

**PERSONAL:** Married (Robbi)...father of three sons, Tyler (9), Tanner (7) and Tate (2)...raised in Ottawa, KS...his father, Jim, is a high school teacher in Ottawa and is also the receivers coach for Ottawa College...Steve's brother, Scott, is also a football coach who handles the defensive backs for the University of Nebraska at Omaha...had high school football field named after him (in Ottawa, KS) in 1986...is one of best golfers on team, playing in numerous celebrity tourneys...is active speaker for Patriots PR office during off-season...was honored by the Easter Seals Society in '87 with a banquet which raised \$150,000...runs a charity golf tournament each spring for March of Dimes...given name: Steven James Grogan.

**GAMES PLAYED/STARTED:** 1975-13/7, 1976-14/14, 1977-14/14, 1978-16/16, 1979-16/16, 1980-12/12, (Had a 76 consecutive game starting streak), 1981-8/7, 1982-6/6, 1983-12/12, 1984-3/3, 1985-7/6, 1986-4/2, 1987-7/6, 1988-6/4. Total: 138/125.

#### PASSING

Year	G	Att.	Comp.	Pct.	Yds.	TD	Int.	LG	LAP
1975	13	274	139	50.7	1976	11	18	62t	22-207
1976	14	302	145	48.0	1903	18	20	58t	18-155
1977	14	305	160	52.5	2162	17	21	68	14-155
1978	16	362	181	50.0	2824	15	23	75t	22-199
1979	16	423	206	48.7	3286	28*	20	63t	45-341
1980	12	306	175	57.2	2475	18	22	71	17-138
1981	8	216	117	54.2	1859	7	16	76t	19-137
1982	6	122	66	54.1	930	7	4	62t	8- 48
1983	12	303	168	55.4	2411	15	12	76t	29-195
1984	3	68	32	47.1	444	3	6	65t	7- 45
1985	7	156	85	54.5	1311	7	5	56	11- 86
1986	4	102	62	60.8	976	9	2	69	4- 31
1987	7	161	93	57.8	1183	10	9	40	7- 55
1988	6	140	67	47.9	834	4	13	41t	7- 77
Totals	138	3240	1696	52.3	24574	169	191	76t	231-1869

NOTE: Grogan is the Club Leader in all career passing categories except percentage.

\*Tied as NFL Leader

#### RUSHING

Year	G	No.	Yds.	Avg.	LG	TD
1975	13	30	110	3.7	14	3
1976	14	60	397	6.6	41t	12#
1977	14	61	324	5.3	41	1
1978	16	81	539	6.7	31	5
1979	16	64	368	5.8	26	2
1980	12	30	112	3.7	19	1
1981	8	12	49	4.1	24t	2
1982	6	9	42	4.7	19	1
1983	12	23	108	4.7	17	2
1984	3	7	12	1.7	13	0
1985	7	20	29	1.5	12	2
1986	4	9	23	2.6	10	1
1987	7	20	37	1.9	8	2
1988	6	6	12	2.0	6	1
Totals	138	432	2162	5.0	41t	35

#Club Record

**OTHER STATS:** Fumbles: 1975-6, 1976-7, 1977-6, 1978-9, 1979-12, 1980-4, 1981-5, 1982-2, 1984-4, 1985-7, 1986-2, 1987-8, 1988-2. Fumble Recoveries: 1975-1, 1976-4, 1977-2, 1978-2, 1979-4, 1980-1, 1981-2, 1982-1, 1984-2, 1985-2, 1986-1, 1987-6, 1988-1. Receiving: 1981: two for 16 yds. (five yds. from A. Johnson vs. Baltimore on 9-6 and 11 yds. from A. Johnson at Oakland on 11-1), 1983: one for -8 yds. Grogan's pass was tipped and caught by Grogan for 8 yd. loss.

#### Single Game Career Highs

Pass Attempts — 46 at Buffalo 11-23-75  
42 vs. NY Jets 10-12-86  
Completions — 25 at Buffalo 11-23-75  
25 at Houston 11-10-80  
23 vs. NY Jets 10-12-86



Yards Passing — 401 vs. NY Jets 10-12-86  
374 at Houston 11-10-80  
Highest Percentage — 81.8% (9-11) vs. NY Jets 9-18-83  
78.9% (15-19) vs. NY Jets 10-29-78  
78.9% (15-19) vs. Buffalo 10-13-85.  
Longest Completion — 76t to Stephen Starring at Pittsburgh 9-25-83  
76t to Stanley Morgan vs. Miami 11-8-81  
TD Passes — 5 vs. NY Jets 9-9-79  
Interceptions — 6 at San Francisco 11-30-80  
Times Sacked — 8 for 87 yds. vs. Buffalo 12-14-75  
Rushing Attempts — 12 at Buffalo 11-20-77  
Rushing Yards — 103 vs. NY Jets 10-18-76  
Longest Run — 41t vs. NY Jets 10-18-76  
41 vs. Seattle 10-9-77

GROGAN'S PASSING VS. EACH TEAM  
1975-87  
(Regular Season Only)


TEAM	GP					DATE	—BEST GAME—		
		ATT/ COMP	Yds.	TD	Int.		ATT/ COMP	Yds.	TD
NY Jets	20	456/248	3822	35	17	10-12-86	42/23	401	3
Buffalo	18	453/236	3521	21	31	11-23-75	46/25	365	2
Miami	21	493/263	3492	19	25	11-29-79	38/21	350	3
Indy/Baltimore	14	350/179	3028	19	21	10-28-78	36/15	317	2
Houston	6	132/73	1020	8	10	11-10-80	39/25	374	3
Pittsburgh	5	125/58	919	8	6	10-19-86	26/18	243	3
LA Raiders	4	96/55	899	6	6	11-01-87	27/14	282	1
San Diego	5	135/76	896	7	5	11-09-75	28/17	245	1
Seattle	5	90/53	763	9	4	9-21-80	24/15	271	3
San Francisco	3	81/44	653	4	7	11-30-84	32/16	274	0
Atlanta	3	93/51	605	5	5	12- 4-77	26/12	179	1
Cleveland	3	69/41	523	5	5	9-07-80	26/17	277	3
Washington	2	61/29	505	2	4	10-25-81	30/17	306	0
Chicago	2	63/34	475	3	4	10-14-79	35/21	244	3
Philadelphia	3	62/29	467	3	5	10-08-78	23/12	189	1
Denver	4	73/37	425	2	4	9-29-80	24/17	209	1
Cincinnati	2	52/24	360	1	2	10-15-78	26/13	184	0
Phoenix/St. Louis	2	55/27	345	2	4	11-12-75	34/14	173	1
Minnesota	2	52/21	310	2	4	12-16-79	26/12	204	2
Green Bay	2	40/19	287	2	5	10-01-79	33/17	255	2
Tampa Bay	2	35/18	277	0	1	10-27-85	21/14	237	0
Dallas	2	41/19	243	0	3	12- 3-78	29/13	170	0
Detroit	2	34/14	176	1	6	10-10-76	25/11	131	1
NY Giants	1	36/18	175	1	3	11-08-87	36/18	175	1
Kansas City	1	16/10	155	1	2	9-18-77	16/10	155	1
LA Rams	1	24/11	125	1	2	11-16-80	24/11	125	1
New Orleans	1	23/9	108	2	0	12-05-76	23/9	108	2
Totals	136	3240/1696	24574	169	191				

NOTE: In 1975, Grogan played at Cincinnati on Oct. 12 and vs. Baltimore on Oct. 19 with no pass attempts. Those are not counted as Games Played (GP) in the above chart.

PLAYOFF STATISTICS

GAMES PLAYED/STARTED: 1976-1/1, 1978-1/1, 1982-1/1, 1985-1/0. Total: 4/3.

PASSING									
Year	G	Att.	Comp.	Pct.	Yds.	TD	Int.	LG	LAP
1976	1	23	12	52.2	167	1	1	40	0- 0
1978	1	12	3	25.0	38	0	2	18	1- 3
1982	1	30	16	53.3	189	1	2	22t	4-29
1985	1	30	17	56.7	177	1	2	24	4-33
Totals	4	95	48	50.5	571	3	7	40	9-65
RUSHING									
Year	G	No.	Yds.	Avg.	LG	TD			
1976	1	7	35	5.0	10	0			
1978	1	1	16	16.0	16	0			
1982	1	0	0	0.0	0	0			
1985	1	1	3	3.0	3	0			
Totals	4	9	54	6.0	16	0			



## MILFORD HODGE 97

DE/NT 6-3 278

WASHINGTON ST. 4th year

DOB: 3-11-61 at Los Angeles, CA

HOW ACQUIRED: D-8, 1985 (224th)

**PRO:** In 1988, started seven of the 15 games he played...continues to improve and develop...started at Minnesota on 9-11 (at left end, in place of injured Kenneth Sims) and then six straight games at right end for injured Garin Veris — between Miami on 11-6 and Tampa Bay on 12-11...finished season with 20 tackles (12 solos), had sack for eight yards (at Jets on 9-4, his first NFL sack)...in game at Miami on 11-20, had three solo tackles...in 1987, dressed all 12 non-strike games...had six tackles (four solos)...in 1986, attended his second Patriot training camp (also attended 1985 camp) after signing as free agent during off-season...was placed on Injured Reserve on 8-18-86 with thumb injury, and was waived 9-30-86—but was recalled on 11-15-86...played one game with New Orleans Saints (at Indianapolis, 10-12-86) before being waived by that club on 10-14-86 and picked up by Patriots...played in last six regular season games for NE (four tackles from line of scrimmage, with two first-hits)...also had four first-hit tackles on special teams...also played at Denver (1-4-87) in playoffs...saw considerable action at New Orleans on 11-30 when injuries forced Patriots to 4-3 defense...originally drafted by the Patriots in the eighth round of the 1985 NFL draft (224th player taken overall).

**COLLEGE:** Played both nose guard and tackle in college, making 69 total tackles, with 36 solos, as senior...in 1984, his senior year, led team in sacks with six for 38 yards...started four games as a sophomore, had 45 tackles (18 solos), five tackles for loss (eight yards), 3½ QB sacks for 19 yards and one forced fumble...red-shirted in 1981...beating rival Univ. of Washington in 1982 in final regular season game, 26-24, to deny them spot in Rose Bowl is his biggest collegiate thrill.

**PERSONAL:** Married (Diane)...majored in general studies...attended South San Francisco (Ca.) HS; as senior, was picked all-league and all-county DT...won DeJong Award that goes to school's best hitter and most courageous (as selected by the coaches)...was team captain as senior...also a two-year varsity basketball starter, playing center and forward; made all-league as junior and senior—averaging 11 points as junior and 18 as senior...hobby: playing basketball...has three brothers (Wayne played football at Cal Poly Pomona with Jim Zorn) and one sister...nickname: Gang...given name: Milford Hodge.

**GAMES PLAYED/STARTED:** 1986-7/0, 1987-12/0, 1988-15/7. Total: 34/7.

### DEFENSIVE STATISTICS

Year	Club	G	Tackles		Sacks	Fum. Rec.	Pass Def.
			Solo	Assists			
1986	NO/NE	7*	2	2	1	0	1
1987	NE	12	4	2	1	0	0
1988	NE	15	12	8	1	1	0
Totals		34	18	12	3	1	1


\*Appeared in one game with the New Orleans Saints (at Indy, 10-12) before being waived on 10-14-86.

### PLAYOFF STATISTICS

**GAMES PLAYED/STARTED:** 1986-1/0.

### FOR THE RECORD...

New England had three players selected for Player of Week honors — QB Doug Flutie vs. Indianapolis on October 12th, SS Fred Marion vs. Cincinnati on October 16th and LB Johnny Rembert vs. Miami on November 6th.



## DARRYL HOLMES 41

FS 6-2 190

FORT VALLEY STATE 3rd year

DOB: 9-6-64 at Birmingham, AL

HOW ACQUIRED: FA, 1987

**PRO:** Made NE in 1987 as free agent, coming from a small college (Fort Valley State)...is team's reserve free safety (behind Fred Marion)...has excellent speed, range, size and hitting ability...in 1988, had most of his playing time come on special teams with 12 tackles (two solos) and one fumble recovery...from line of scrimmage, had two tackles (both solos)...only player to make the team as a free agent out of 1987 training camp...in 1987, played in all 15 games, most of action coming on special teams...started three games (vs. Cleveland on 10-4-87, vs. Buffalo on 10-11-87 and at Houston on 10-18-87) and finished season with 33 tackles (21 solos)...had 12 tackles (eight solos) vs. Cleveland and added 9 tackles (four solos) vs. Buffalo and seven (six solos) at Houston...also had five tackles (three solos) vs. Indianapolis on 11-22-87...was second on team in special teams tackles with 15 (six solos)...had one interception (for four yards at Houston), knocked down three passes over season (two at Houston), had one fumble recovery (vs. Buffalo) and two forced fumbles (at Indianapolis on 10-25 and vs. Cleveland; tied for second on club)...in '87 preseason, was 2nd top tackler with 24 tackles and led with 18 solos...signed with Patriots on May 12th, 1987.

**COLLEGE:** Was four-year starter at Fort Valley (Ga.) State College, making all-conference as a cornerback as a junior and senior for NCAA Div. II team...as senior in 1986 had 44 tackles (26 solos)...intercepted two passes for 30 yards and deflected 14 others...in 1985, as junior, team's defensive backfield set conference record for interceptions with 36...had seven interceptions for 78 return yards (three pick-offs vs. Alabama State) and 10 deflected passes...finished season with 38 tackles (25 solos), one sack and two tackles behind line for nine yards; also recovered a fumble...in 1984, had 35 tackles (24 solos).

**PERSONAL:** Single...graduated with electrical engineering degree (was Dean's List student; hopes to get Master's)...was president of electronics club in college...was in ROTC in college and is commissioned Lieutenant (went to eight-week camp in April-June, missing 1989 mini-camp)...attended Northside HS in Warner Robins, Ga., where he was starter as junior, senior at free safety...was MVP of defense as senior...also played wide receiver...teams went 8-3 junior year and 7-3 senior year...was HS teammate of Kevin Porter (DB, third-round draft pick of KC Chiefs in 1988) and Eddie Anderson (DB, Los Angeles Raiders) ...was discovered by HS football coach in a weight conditioning PE class as sophomore (was 5-9, 120 pounds at time)...also earned three letters in track...hobbies: fishing (catfish, bass), swimming (goes twice a week), playing basketball...Paul Warfield was his idol while growing up...given name: Darryl DeWayne Holmes.

**GAMES PLAYED/STARTED:** 1987-15/3, 1988-16/0. Total: 31/3.


### DEFENSIVE STATISTICS

Year	G	Tackles		Sacks	Fum. Rec.	Pass Def.
		Solo	Assists			
1987	15	21	12	0	1	3
1988	16	2	0	0	0	0
Totals	31	23	12	0	1	3

### INTERCEPTIONS

Year	G	No.	Yds.	Avg.	LG	TD
1987	15	1	4	4.0	4	0
1988	16	0	—	—	—	—
Totals	31	1	4	4.0	4	0

**OTHER STATS:** Forced Fumbles: 1987-2.



## ROLAND JAMES 38

SS 6-2 191

TENNESSEE 10th year

DOB: 2-18-58 at Jamestown, OH

HOW ACQUIRED: D-1a, 1980 (14th)

**PRO:** Considered one of team's top all-around athletes, with excellent ability to cover one-on-one...in 1988, started and played in 15 games — missed game at Buffalo on 10-23 because of groin injury — and tied for club high of four interceptions (for 30 yards)...had 89 tackles (fourth highest on team) with 68 solos...led team in forced fumbles with three...also had seven pass deflections and one fumble recovery...vs. Miami on 11-6, had 10 tackles (five solos), as well as intercepting pass and knocking down pass...is fourth in club history in interceptions (27) and seventh in club history in interception return yardage (333)...had 1987 season start off with injury (arthroscope to knee on July 20th, hurt while lifting weights)...played in nine games (four starts)...was on IR from 9-9-87 to 10-23-87...finished with 36 tackles (27 solos), one interception for 27 yards, one pass deflection and one forced fumble...in 1986, was second on team in tackles with 113 total (Fred Marion led with 122) and had 89 solo tackles (Marion led with 95)...started all but one game, missed at Denver game of 9-28-86 due to toe injury...had arthroscopic surgery on knee during 1987 off-season...in 1985 finished 5th on team in tackles during regular season (88 with 67 1st hits; led secondary) and led team in tackles during playoffs (with 27, 21 1st hits)...had four interceptions (for 51) to place 3rd on team in regular season...added five pass deflections during regular season and led team in forced fumbles with three; in playoffs, had one opponents fumble recovery...in wildcard playoff game, at NY Jets on 12-28, led team in tackles with 10 (seven 1st-hits)...thrust into punt returning role due to Fryar injury prior to AFC title game, at Miami, on 12-16-85...led team in tackles with six solo tackles in AFC title game...like his partners in secondary, started all 20 games in 1985...in 1984, started all but one game, missing the Jets (9-30) game due to pneumonia and bad back...had arthroscope on knee upon close of season...has been starter at strong safety since 1982...was team's second leading tackler with 136 total stops (68 initial hits and 68 assists) in '83 and led team in fumble recoveries with four...was Patriots' second leading interceptor in 1983 with five steals...in Patriots' 31-0 win at Buffalo on 10-23-83, Roland tied a club record by intercepting three Joe Ferguson passes to set up two TDs and a FG—in process, became first player in club history to record three interceptions in same quarter...in starting seven games in 1982, Roland had 37 tackles, two sacks, three QB pressures and three pass deflections...was in on many big plays in '82, including interception to end game in Patriots' 3-0 shutout victory over Miami (12-12)...James was active for all nine games in '82, but played in seven as was hampered with injuries...did not play at Pittsburgh (12-26) due to hamstring injury sustained during pre-game warmup drills...also missed Patriots' 30-19 victory over the Bills (1-2-83), with right knee injury sustained in practice...was placed on IR on 1-6-83 with right knee injury and missed NE's playoff game at Miami...in 1981, started total of six games including four at right corner and two at SS...Roland had 36 tackles and 15 assists in '81...also recorded two interceptions and a fumble recovery same year...as rookie in 1980, started first ten games at SS and became nickel back for final six games...on year, had 41 tackles and four assists and was second on team with four interceptions...exceptional punt returner in college, was the Patriots' top punt returner as rookie with 10.0-yard average as returned 33 punts for total of 331 yards...that was second best mark in AFC...sparked the Patriots to a 34-21 win over the NY Jets (11-2-80) with 75-yard punt return for TD...that was longest punt return in NFL in '80...first of two Patriot first round picks (RB Vagas Ferguson the other) in 1980, Roland was 14th player selected in draft and second DB (Mark Haynes of the NY Giants was first) chosen.

**COLLEGE:** A consensus All-America pick for the Vols, he was four year starter with 288 career tackles...had ten career interceptions, including the third longest in school history, a 90-yard return for a TD vs. Ole Miss in '78...also had 37 punt returns for 356 yards, including an 89-yard return for a TD vs. Vanderbilt in '79...an outstanding trackster, was clocked at 7.26 secs. in 60 high hurdles and 13.5 secs in the 110 high hurdles...played in Hula, Senior and Bluebonnet Bowls.

**PERSONAL:** Married (Carmel)...they have three boys—Vernald (13), Roland, Jr. (7) and Roman (3)...active making speeches during the off-season, as well as working

for Special Olympics and Cancer Society...enjoys visiting children's hospitals...likes to swim, cook, listen to music, race go-carts and roller skate...has been working towards completion of a degree in Human Services (attended U. Mass-Boston during the off-season)...raised in the small town of Jamestown, Ohio, where his grandfather was fire chief, one uncle was mayor, another uncle was assistant police chief and a third uncle was detective...given name: Roland Orlando James.

**GAMES PLAYED/STARTED:** 1980-16/10, 1981-16/6, 1982-7/7, 1983-16/16, 1984-15/15, 1985-16/16, 1986-15/15, 1987-9/4, 1988-15/15. Total: 125/104.

#### DEFENSIVE STATISTICS

Year	G	Tackles		Sacks	QB Press.	Fum. Rec.	Pass Def.
		Solo	Assists				
1980	16	41	4	0	0	0	6
1981	16	36	15	0	1	1	2
1982	7	23	14	2	3	1	3
1983	16	68	68	2	1	4	9
1984	15	52	33	0	—	1	9
1985	16	67	21	0	—	0	8
1986	15	89	24	1	—	0	7
1987	9	27	9	0	—	0	1
1988	15	68	21	0	—	1	7
Totals	125	471	209	5	5	8	52

#### INTERCEPTIONS

#### PUNT RETURNS

Year	G	No.	Yds.	Avg.	LG	TD	No.	FC	Yds.	Avg.	LG	TD
1980	16	4	32	8.0	19	0	33	3	331	10.0	75t	1
1981	16	2	29	14.5	21	0	7	2	56	8.0	18	0
1982	7	3	12	4.0	12	0	0	0	—	—	—	—
1983	16	5	99	19.8	46	0	0	0	—	—	—	—
1984	15	2	14	7.0	14	0	0	2	—	—	—	—
1985	16	4	51	12.8	39	0	2	0	13	6.5	13	0
1986	15	2	39	19.5	21	0	0	1	—	—	—	—
1987	9	1	27	27.0	27	0	0	0	—	—	—	—
1988	15	4	30	7.5	22	0	0	0	—	—	—	—
Totals	125	27	333	12.3	46	0	42	8	400	9.5	75t	1

**OTHER STATS:** Fumbles: 1981-1. Forced Fumbles: 1981-1, 1983-3, 1985-3, 1987-1, 1988-3.

#### PLAYOFF STATISTICS

**GAMES PLAYED/STARTED:** 1985-4/4, 1986-1/1. Total: 5/5.

#### DEFENSIVE STATISTICS

Year	G	Tackles		Sacks	Fum. Rec.	Pass Def.
		Solo	Assists			
1985	4	21	6	0	1	0
1986	1	3	0	0	0	0
Totals	5	24	6	0	1	0


#### PUNT RETURNS

Year	G	No.	FC	Yds.	Avg.	LG	TD
1985	4	2	2	2	1.0	2	0

#### FOR THE RECORD...

The Patriots were involved in nine games that were decided by seven points or less in 1988. They were 6-3 in those contests (4-1 at home and 2-2 on the road). In their history, the Patriots have a 78-80 record in games decided by seven or fewer points (37-37 at home and 41-43 on the road).

Against AFC East teams in close games, the Patriots were 3-3 in 1988 (0-2 vs. Buffalo, 1-1 vs. Indianapolis, 1-0 vs. Miami and 1-0 vs. the Jets). Overall, the Patriots are 12-9 in tight games against Buffalo, 5-10 in close games with Indianapolis, 8-6 vs. the Dolphins and 5-9 vs. the Jets.



## **GARY JETER 99**

(pronounced GEE ter)

DE 6-4 260

USC 13th year

DOB: 1-24-55 at Wierton, WV

HOW ACQUIRED: FA (UNP.), 1989

**PRO:** Signed with NE as unprotected free agent on 3-14-89, coming from LA Rams...as well as giving team an outstanding pass-rusher, coaches like his leadership qualities and experience...he likes NE's attacking style of defense...relies on his outstanding quickness on first three steps...wants to do two things before hangs up helmet — win Super Bowl and play in Pro Bowl...spent 1983-88 seasons with Rams (79 games and two starts), as team's pass-rush specialist...had best year in terms of sacks in 1988, with 11 and a half sacks for 85 yards...second best on team in sacks last year, after leading team in that category in 1987, 1986 and 1985...used at right tackle in four-man front by Rams...had 11 sacks for 91 yards in 1985, eight sacks for 78.5 yards in 1986 and seven sacks for 62 yards in 1987...in 1988, finished with 28 tackles (24 solos) and one pass deflection...in 1987, best game was vs. St. Louis when sacked Neil Lomax three times for 29 yards and also had three solo tackles...recorded only safety of his career in 1986 (week 14) when he sacked Dallas QB Steve Pelluer in endzone...finished season with 19 tackles...in 1984, played in only five games after spending first 10 weeks on IR with a herniated disc in lower back — won 1985 Halas Award, a prestigious and unique honor presented to the player who played with abandon despite injury...was traded by Giants to Rams — on 4-13-83 — for 3rd- and 6th-round picks in 1983 draft...while playing with Giants from 1977-1982, was in 75 games and started 57...in 1981, had 106 tackles (52 solos) with seven sacks (for 42 yards) — despite missing first four games with a knee injury...in 1980, had a career-high 110 tackles (70 solos), with 10 sacks for 89 yards...with Giants was a part-time starter his first two seasons and became full-time starter in 1979...finished '79 season with 90 tackles (51 solos)...selected in 1st round by Giants in 1977 draft (fifth player selected).

**COLLEGE:** Attended Univ. of Southern California...played in three Rose Bowls...became starter midway through frosh season (became LT in 3rd game) and went on to be named All-American twice and three-time All-Pac 8...had 235 solo tackles and 31 QB sacks during his collegiate career...as senior, had 55 solo tackles, six sacks, three pass deflections and three fumble recoveries...played in Hula Bowl and Japan Bowl after senior season.

**PERSONAL:** Married (Leslie), they have one daughter, Denyse Michelle (1)...attended Cathedral Latin HS in Cleveland, where was named Ohio's Outstanding Lineman in 1972 and also was a consensus HS All-American...lives in Cleveland during the off-season...hopes to become a sportscaster or newscaster after his NFL career and has worked in the newsroom at Cable News Network (CNN)...nephew of Bob Jeter, defensive back with Packers and Bears (163-73), and Tony Jeter, end with Steelers (1966 and 1968)...made an award-winning United Way commercial with dad, Ceoma, who was born without legs ("I taught my sons to the best of my ability to stand on their own two feet," said the elder Jeter)...given name: Gary Michael Jeter.

**GAMES PLAYED/STARTED:** 1977-14/6, 1978-13/8, 1979-16/16, 1980-16/16, 1981-12/11, 1982-4/0, 1983-16/0, 1984-5/0, 1985-16/1, 1986-15/0, 1987-12/0, 1988-15/1. Total: 154/59 (75/57 with the Giants and 79/2 with the Rams).

### **FOR THE RECORD...**

Going into the 1989 season, the Patriots' starting defensive secondary — together since midway through the 1984 season and making up 34 years of pro ball — has garnered 101 career interceptions.

The backfield has Ronnie Lippett and Raymond Clayborn at the corners, Fred Marion at free safety and Roland James at strong safety. Clayborn, after 12 years, has 35 career interceptions (team leader); James, after nine years, has 27; Marion, after seven years, has 21 pickoffs and Lippett, after six years, has 18 career pickoffs.



# DEFENSIVE STATISTICS

Year	Club	G	Tackles		Sacks	Fum. Rec.	Pass Def.
			Solo	Assists			
1977	NY Giants	14	17	26	3	0	N/A
1978	NY Giants	13	30	53	3	1	N/A
1979	NY Giants	16	51	39	4	1	N/A
1980	NY Giants	16	70	40	10	3	N/A
1981	NY Giants	12	52	54	7	0	N/A
1982	NY Giants	4	4	5	0	0	N/A
1983	LA Rams	16	14	5	6½	0	N/A
1984	LA Rams	5	2	2	1	0	N/A
1985	LA Rams	16	21	4	11	1	N/A
1986	LA Rams	15	18	1	8	0	N/A
1987	LA Rams	12	11	0	7	0	N/A
1988	LA Rams	15	24	4	11½	0	N/A
Totals		154	314	233	72	6	N/A


**OTHER STATS:** Blocked field goal vs. San Francisco in 1985 and recorded only safety of his career in 1986 when he sacked Dallas quarterback Steve Pelluer in the end zone.

# PLAYOFF STATISTICS

**GAMES PLAYED/STARTED:** 1981-2/0, 1983-2/0, 1984-1/0, 1985-2/0, 1986-1/0, 1988-1/0. Total: 9/0 (2/0 with Giants and 7/0 with Rams).

# DEFENSIVE STATISTICS

Year	Club	G	Tackles		Sacks	Fum. Rec.	Pass Def.
			Solo	Assists			
1981	NY Giants	2	5	7	1	0	N/A
1983	LA Rams	2	1	1	1	0	N/A
1984	LA Rams	1	1	0	0	0	N/A
1985	LA Rams	2	5	2	3	0	N/A
1986	LA Rams	1	0	1	0	0	N/A
1988	LA Rams	1	1	0	0	0	N/A
Totals		9	13	11	5	0	N/A



## STEVE JOHNSON 85

TE 6-6 250  
VIRGINIA TECH 2nd year  
DOB: 6-22-65 at Huntsville, AL  
HOW ACQUIRED: D-6, 1988 (154th)

**PRO:** Has bright future...has a lot going for him — fine speed (4.65 in 40), size and range, and his ability to get downfield as a receiver...dressed in 14 games (on inactive roster for Chicago and Miami games, 10-30 and 11-6, respectively), and had three starts — at Houston on 9-25, at Buffalo on 10-23 and vs. Tampa Bay on 12-11...had one catch for five yards (at Houston on 9-25)...in playing special teams, had seven tackles (one solo).

**COLLEGE:** Came into his own as junior when he had 33 catches for 391 yards (11.8 avg.) with three touchdowns; with his 33 catches, only fourth time in school history a TE had 30 or more catches—he also did it as senior...as senior in 1987, led team in receptions with 35 for 422 yards (12.1 average) and three touchdowns (long catch was 59-yard touchdown vs. Tulane)...had five catches for 68 yards (including eight-yard TD) vs. Syracuse...as junior in 1986, was named HM All-American by the AP...in Peach Bowl after the 1986 season, led team with six catches for 54 yards (including a six-yard TD) in a 25-24 win over North Carolina State.

**PERSONAL:** Engaged to Kim Nicewonder of Bristol, Va., who is the current Miss Virginia USA, and was selected Miss Congeniality in both the Miss USA and Miss Virginia pageants; June 1990 wedding is planned...received degree in sports management...attended Oneonta (Ala.) HS, playing football and basketball...was tight end/split


end as well as defensive end in football, making first team all-state as junior and senior receiver...team went to state semifinals with 11-2 record his junior year (had three TDs in one game that season)...weighed just 190 pounds out of high school...lettered four times each in football, basketball and track (captain in all sports as senior)...in basketball, was all-state as junior and senior forward; had 23.0 scoring avg. and 11 rebound avg. to lead team in both...was recruited heavily by Div. I basketball schools...has brother (26 years old) who is in the Special Forces in Germany...hobbies: water-skiing, golf (nine handicap)...nickname: Big Smooth...given name: Steven Emil Johnson.

**GAMES PLAYED/STARTED:** 1988-14/3.

RECEIVING						
Year	G	No.	Yds.	Avg.	LG	TD
1988	14	1	5	5.0	5	0

**Single Game Career Highs**

Most Receptions—1 at Houston 9-25-88  
Most Yards Receiving—5 at Houston 9-25-88  
Longest Receptions—5 at Houston 9-25-88  
Most TD Receptions—none



**CEDRIC JONES      83**

(pronounced SEED rick)

WR 6-1 184

DUKE 8th year

DOB: 6-1-60 at Norfolk, VA

HOW ACQUIRED: D-3a, 1982 (56th)

**PRO:** Coaches are looking to take advantage of his ability in 1989 — such is the case with other receivers like Irving Fryar and Stanley Morgan...has been one of the most consistent, big-play, pinch-hitting type receivers in the team's history...in 1988, had 22 catches for 313 yards (14.2 avg.), with one TD (41 yards vs. Buffalo on 9-18)...had five games with three catches in each; had 12 of his catches (for 191 yards) come in first five games...has fine strength — in 1989 mini-camp bench-pressed 225 pounds 12 times...needs nine games to reach 100 in career (all with NE)...in 1987, played in all 12 non-strike games and started four (in place of injured Morgan—vs. Indy on 11-22, at Denver on 12-6, at Buffalo on 12-20 and at Miami on 12-28)...was fourth on team in catches with 25 (for 388 yards, a 15.5 avg.)...19 of his catches came in final five games...selected recipient of team's 12th Player Award by Huddle Booster Club in vote of fans...in 1986, finished season with 14 catches for 222 yards (15.9 average), with a long catch of 28 yards and one TD...had 18 yard TD catch vs. NY Jets on 10-12-86...passed 1,000 career reception yards vs. Rams on 11-16-86, when caught two passes for 35 yards...in '85, had 21 catches for 237 yards, with two TDs...scored TD on fumble return off kickoff at Miami, on 12-16-85 (it was his 2nd fumble recovery for TD, with other at Philly in EZ on 12-9-84)...in 1984, did impressive job in spelling injured Stanley Morgan and Irving Fryar, and caught 19 passes over season for 244 yards (a 12.8 average) with two TDs and long catch of 22 yards...started three games over '84—at Buffalo, at Miami and at NY Jets...had both TDs come against Buffalo (11-11 in Foxboro) with seven-yarder and 17-yarder...earned starting spot opposite Stanley Morgan in '83 and started 11 games...in 15 games played in '83, had 20 catches for 323 yards and a TD...recorded first pro TD when grabbed nine-yard pass from QB Steve Grogan at Baltimore (10-9-83)...was active for eight games and played in two during rookie campaign (1982)...picked in the third round of the 1982 NFL draft by Patriots (56th player selected overall).

**COLLEGE:** Upon graduating, held ACC record for career TD receptions (21)...as a senior, was ACC's leading scorer with 10 TDs as Duke's co-captain...had a team leading 42 receptions in 1981 for conference best 832 yards (19.8 avg.)...returned 38 kickoffs over three seasons for 897 yards and 23.6 avg. (one TD)...as soph, had 229 total-yard effort vs. Wake Forest, including 97-yard KOR for a TD...named to first team All-ACC and AP 2nd Team All-America as senior...played in '82 Senior Bowl.

**PERSONAL:** Married (Melanie)...they have twin sons, Colin and Cameron (1½)...graduated from Duke with degree in Political Science...helped with Joe Kennedy congressional campaign...active member of Patriots basketball team...has law school aspirations...lists reading, traveling and International Affairs research among favorite pastimes...honored as Roxbury Comprehensive Community Health Center Man-of-the-Year after 1986 season...both parents are teachers...earned honorable mention All-State honors in football and basketball at Weldon HS in North Carolina...younger brother, Walter, is sophomore WR at Duke...given name: Cedric Decorris Jones.

**GAMES PLAYED/STARTED:** 1982-2/0, 1983-15/11, 1984-14/3, 1985-16/3, 1986-16/0, 1987-12/4, 1988-16/2. Total: 91/23.

RECEIVING						
Year	G	No.	Yds.	Avg.	LG	TD
1982	2	1	5	5.0	5	0
1983	15	20	323	16.2	30	1
1984	14	19	244	12.8	22	2
1985	16	21	237	11.3	29t	2
1986	16	14	222	15.9	28	1
1987	12	25	388	15.5	29	3
1988	16	22	313	14.2	41t	1
Totals	91	122	1732	14.2	41t	10

**OTHER STATS:** Fumbles: 1983-1, 1984-1, 1986-1, 1988-1. Fumble Recoveries: 1984-one for TD in endzone at Phil. 12-9-84, 1985-one (15-yard return) for TD at Miami 12-16-85. Kickoff Returns: 1983-four for 63 yds., 1984-one for 20 yds., 1985-three for 37 yards, 1986-four for 63 yards. Rushing: 1986-1 for -7 yards. Passing: 1987-0-1-0.


#### Single Game Career Highs

Most Receptions—5 vs. Buffalo 11-11-84  
 5 vs. Green Bay 9-8-85  
 5 at NY Jets 11-24-85  
 Most Yds. Receiving—74 vs. Seattle 9-21-86  
 71 at Buffalo 9-21-86  
 68 at NY Jets 11-24-85  
 41t vs. Buffalo 9-18-88  
 Longest Receptions—30 vs. Baltimore 9-4-8  
 29t at NY Jets 11-24-85  
 Most TD Receptions—2 vs. Buffalo 11-11-84  
 2 vs. NY Jets 12-13-87  
 Longest TD Receptions—41t vs. Buffalo 9-18-88  
 29t at NY Jets 11-24-85  
 18t vs. NY Jets 10-12-86

#### PLAYOFF STATISTICS

**GAMES PLAYED/STARTED:** 1982-1/0, 1985-4/0, 1986-1/0. Total: 6/0.

**STATS:** Kickoff Returns: 1985-three for 20 yards.



### MIKE JONES 18

WR 5-11 183

TENNESSEE STATE 7th year

DOB: 4-14-60 at Chattanooga, TN

HOW ACQUIRED: FA (UNP.), 1989

**PRO:** Signed with NE as unprotected free agent on 2-27-89...known for his ability to catch clutch passes in third-down situations...had NE QB coach Richard Wood as his receivers coach at KC in 1988...dressed one game with Kansas City on 10-2, but did not play...was waived by the Chiefs on 10-15 before re-signing with team on 12-14...was waived by the New Orleans Saints on 8-29-88 in final cutdown to 47 players...was the Saints' number two receiver in 1987 with 27 catches for 420 yards, 15.6 avg., with three TDs...started seven of 12 games...caught a pass in

every game but one; had five catches at Pittsburgh on 11-29-87...had four catches in two games — vs. San Francisco on 10-25-87 (54 yards) and at Cincinnati on 12-20-87 (67 yards, one TD)...was leading receiver on Saints in 1986 with 48 catches for 625 yards (13.0 avg.), with three TDs...had two catches in first game with Saints, none in next two, and at least one in rest (including six catches three times — 44 yards vs. Jets on 10-26, 70 yards at Rams on 11-23 and 119 yards vs. Miami on 12-7)...game vs. Miami was one of only two 100-yard receiving games for Saints in '86...also caught five passes once and four passes in two games...prior to playing for Saints, was with the Minnesota Vikings in 1983-85...in 1985, was second on Vikings in catches (46), third in yards (641) and second in TDs (four)...started half the games...went from Vikings to Saints via trade prior to 1986 season (for fullback Wayne Wilson, on 9-2)...in 1984, started all but two games (first and last), and had two 100-yard games — vs. Tampa Bay (six for 110 yards on 10-7-84) and following week vs. Raiders (seven catches, 132 yards, including 70-yard TD)...had 38 catches for 591 yards (15.6 avg.)...had Raymond Berry as his receivers coach in summer of 1984 (Vikings training camp)...in 1983, led team with 15.8 per catch average (95 yards on six catches)...selected by Vikings in sixth round of 1983 draft (159th player taken).

**COLLEGE:** Four-year starter, caught 200 passes (3,570 yards) in college career on teams that put together 36-7-1 record and went to NCAA Div. II playoffs in 1981, 1982...holds NCAA career record with 40 TD catches...as senior, was AP Div. I-AA HM All-American, after 47 catches for 979 yards, 20.8 avg., and 13 TDs...was ranked 8th in Div. I-AA scoring...set school single-game TD receiving record with four in two different games in 1982.

**PERSONAL:** Married...majored in elementary education in college...attended Riverside HS in Chattanooga, Tenn., where earned two letters each in football, basketball, baseball and track...was an all-city and all-state selection as WR as senior...hobbies: bowling, basketball...given name: Michael Anthony Jones.

**GAMES PLAYED/STARTED:** 1983-16/0, 1984-16/14, 1985-16/8, 1986-16/8, 1987-12/7, 1988-0/0. Total: 76/37 (48/22 with Vikings, 28/15 with Saints and 0/0 with Chiefs).


RECEIVING							
Year	Club	G	No.	Yds.	Avg.	LG	TD
1983	Minn	16	6	95	15.8	47	0
1984	Minn	16	38	591	15.6	70t	1
1985	Minn	16	46	641	13.9	44t	4
1986	NO	16	48	625	13.0	45	3
1987	NO	12	27	420	15.6	43t	3
1988	KC	0	—	—	—	—	—
Totals		76	165	2372	14.4	70t	11

**OTHER STATS:** Rushing: 1983-one for nine yards, 1984-four for 45 yards, 1985-two for six yards. Kickoff Returns: 1983-two for 31 yards. Fumbles: 1984-1, 1986-2, 1987-1. Fumble Recoveries: 1984-2, 1986-1.

Single Game Career Highs	100 Yard Receiving Games
Most Receptions—8 at Atlanta 12-15-85 (Minn.) 7 vs. LA Raiders 10-14-84 (Minn.)	1984-at Tampa Bay (10-7) 6-110-0 (Minn.) vs. Raiders (10-14) 7-132-1 (70t) (Minn.)
Most Yards Receiving—132 vs. LA Raiders 10-14-84 (Minn.) 119 vs. Miami 12-7-86 (N. O.)	1985-vs. Tampa (12-15) 4-104-0 (Minn.) 1986-vs. Miami (12-7) 6-119-0 (N.O.)
Longest Receptions—70t vs. Tampa Bay 10-7-84 (Minn.) 47t vs. Chicago 12-11-83 (Minn.)	
Most TD Receptions—1 (done 11 times) Most Recent: vs. Minnesota 1-3-88 (playoffs) at Cincinnati 12-20-87 (reg. season)	
Longest TD Receptions—70t vs. Tampa Bay 10-7-84 (Minn.) 47t vs. Chicago 12-11-83 (Minn.)	

### FOR THE RECORD...

The Patriots had a 7-1 home record in 1988 and were 2-6 on the road. On artificial turf, New England was 8-5-0, and was 1-2 on natural turf. Against AFC East teams, the Patriots were 5-3, 7-5 vs. AFC teams, 2-2 vs. NFC teams and 0-3 in dome stadiums.



## TIM JORDAN 93

LB 6-3 226

WISCONSIN 3rd year

DOB: 4-26-64 at Madison, WI

HOW ACQUIRED: D-4c, 1987 (107th)

**PRO:** Has developed into solid linebacker in his two years as pro...has fine combination of size and speed, with ability to cover one-on-one and to hang tough vs. running game...in 1988, had his most productive year of young pro career, starting six games — and playing in all 16...had five starts come at left outside linebacker when filled-in for injured Andre Tippett and other start at right outside linebacker (vs. Jets on 9-4, his first NFL start)...had 42 tackles (26 solos), one interception (for 31 yards), three sacks (for 15 yards) and one fumble recovery...had five tackles (two solos) and one recovered fumble at Houston on 9-25 and 10 tackles (six solos) and one sack (for three yards) at Green Bay on 10-9...the interception was first as pro, coming vs. Cincinnati on 10-16, and set up NE TD...in 1987, played in five games as reserve...spent from 9-1-87 to 11-7-87 on IR with hamstringing problems...had five special teams tackles (four solos)...was fifth (out of 10) player chosen by Patriots in 1987 draft and was 20th linebacker selected (107th player overall).

**COLLEGE:** Finished career as school's third-ranking leader in tackles for losses (33 for 198 yards)...27 QB sacks in collegiate career (eight as both senior in 1986 and sophomore in 1984, and 11 as junior)...also used as down lineman in college...as senior, had 62 tackles (40 first-hits, 22 assists)...finished season with eight sacks for 41 yards, second best in the Big Ten that season...missed first two games as senior due to knee problems that caused him to have arthroscopic surgery...in 1985 as junior, was second team AP All-Big Ten...started 10 of 11 games at weakside linebacker and finished season with 52 tackles (12 tackles for 68 yards in losses)...was tied for sixth in tackles for losses in Big Ten with eight...as sophomore in 1984, started all 12 games and finished fifth on team in tackles (64, with 44 solos)...led team in tackles for losses in 1984 with 12, including eight sacks.

**PERSONAL:** Single...is working towards getting his college degree (majored in construction administration)...attended LaFollette (Madison, Wisc.) HS and was all-conference and all-league as senior...was defensive and offensive tackle in HS, but as senior ran back team's kickoffs...also lettered in basketball, playing forward on the 1982 Wisconsin Class A Basketball Championship team...also was sprinter in track, winning his conference's 100 and 200 titles as senior...hobbies: reading Stephen King books, novels and science fiction...also likes to listen to jazz...is member of Athletes in Action...given name: Timothy Christopher Jordan.

**GAMES PLAYED/STARTED:** 1987-5/0, 1988-16/6. Total: 21/6.


### DEFENSIVE STATISTICS

Year	G	Tackles			Fum. Rec.	Pass Def.
		Solo	Assists	Sacks		
1987	5	0	0	0	0	0
1988	16	26	16	3	1	0
Totals	21	26	16	3	1	0

**OTHER STATS:** Interceptions: 1988-1 (31-yard return).

### FOR THE RECORD...

Here is the Patriots' breakdown for receptions in 1988: wide receivers — 90 catches (for 1,356 yards, a 15.1 average, with 10 TDs); tailbacks — 62 catches (for 501 yards, an 8.0 average, with no TDs); fullbacks — 25 catches (for 192 yards, 7.7 average, with no TDs); tight ends — 21 catches (for 280 yards, 13.3 average, with two TDs); others — 1 (OG Sean Farrell one for four yards).



## RONNIE LIPPETT 42

(pronounced lip PET)

CB 5-11 180

MIAMI (FL) 7th year

DOB: 12-10-60 at Melbourne, FL

HOW ACQUIRED: D-8, 1983 (214th)

**PRO:** In 1988, started all but one game at left cornerback (missed Cincinnati game of 10-16 with leg injury)...finished year with one interception (four-yard return vs. Chicago on 10-30)...had 61 tackles (51 solos), knocked down 11 passes (third on team) and had one fumble recovery...is tied for seventh in club history in interceptions with 18 and is eighth in interception return yardage with 299...needs 10 games to reach 100 in career...in 1987, had three interceptions for 103 yards (led team in return yardage; second in interceptions with Marion's four)—had first two interceptions go for TDs (20 yarder vs. Miami on 9-13 and 45 yarder vs. Indy on 11-22); almost had another TD on other pickoff (vs. Jets on 12-13—38 yards, out of bounds on the seven)...had 50 tackles (38 solos) and led team in passes defended (tied with Fred Marion at eight—four at Miami on 12-28)...had one sack (11 yards, at Indy, on 10-25)...picked team's Unsung Hero by 1776 QB Club and selected UPI All-AFC (second team)...had off-season surgery on collar bone on 1-20-88...in 1986, had finest season as pro with eight interceptions (76 yards), which placed him second in AFC and third in NFL in interceptions...had three games with two interceptions—vs. Miami on 10-5, at Buffalo on 10-26 and at Indianapolis on 11-9...finished season with 50 solo tackles and seven assisted tackles...was second on team in pass deflections with 10 (Raymond Clayborn, the other CB, led with 16)...was honored with AFC Defensive Player of the Week award for his game vs. Miami, on 10-5...suffered ankle injury week of practice for Denver playoff game, and was not able to play game on 1-4-87...had off-season surgery to remove debris from a/c joint of shoulder...in 1985, finished regular season with 77 tackles, 65 solos...during playoffs, was tied for 4th on team in tackles with 21 (19 1st-hits), and added two interceptions (for one yard return) and five pass deflections...started all 20 games during 1985...had best game of year in playoffs at LA Raiders, on 1-5-86, when had two interceptions, knocked down two other passes and was involved in seven tackles (five solos)...in wildcard playoff game, at NY Jets on 12-28-85, tied Roland James for team lead in tackles with seven solos...in 1984, shared starting left cornerback position with rookie Ernest Gibson, with both players starting eight games (Ronnie started the first seven games and the last game of the season)...was tied with CB Clayborn in interceptions with three (Lippett had 23 return yards), with two of his pickoffs coming vs. Buffalo on 11-11...had fine season in 1983, especially 2nd half of season after being hurt in beginning by fact that suffered shoulder separation in training camp and had to miss three preseason games...however, returned to start all 16 regular season games at left cornerback...in 1983, led team in pass deflections with 26...also recorded 73 total tackles, one caused fumble, one fumble recovery and blocked PAT attempt vs. NY Jets (9-18-83)...turned in stellar performance at Miami (9-11-83), when was on eight tackles and recorded one pass deflection...an eighth-round selection by the Patriots in the 1983 NFL draft (214th selection overall).

**COLLEGE:** Three-year starter for Hurricanes, recorded 141 total tackles and grabbed 10 interceptions for 179 yards and one TD over his collegiate career...was third leading tackler among DBs as senior and second as a junior...picked off fourth quarter Michigan State pass that set up the winning TD in Miami 25-22 victory (9-25-82)...played for three seasons on the same Miami (FL) squad with Patriot FS Fred Marion.

**PERSONAL:** Married (Sheryl)...has two daughters, Ronnique Lenn (3) and Shon-neau Lyne (born 9-30-88)...recreation therapy major at Miami...attends University of Massachusetts at Boston during off-season...attended Sebring (Fl.) High where earned All-Conference honors in three sports — football, basketball and track...was honored by hometown (Sebring, Fl.) with day after the 1986 season...is oldest in a family of five children...hobbies include fishing and studying religion...given name: Ronald Leon Lippett.

**GAMES PLAYED/STARTED:** 1983-16/16, 1984-16/8, 1985-16/16, 1986-15/15, 1987-12/12, 1988-15/15. Total: 90/82.



## DEFENSIVE STATISTICS

Year	G	Tackles		Sacks	Fum. Rec.	Pass Def.
		Solo	Assists			
1983	16	45	28	0	1	26
1984	16	53	23	0	1	10
1985	16	65	12	0	1	13
1986	15	50	7	0	0	10
1987	12	38	12	1	0	8
1988	15	51	10	0	1	11
Totals	90	302	92	1	4	78

## INTERCEPTIONS

Year	G	No.	Yds.	Avg.	LG	TD
1983	16	0	—	—	—	—
1984	16	3	23	7.7	13	0
1985	16	3	93	31.0	58	0
1986	15	8	76	9.5	43	0
1987	12	3	103	34.3	45t	2
1988	15	1	4	4.0	4	0
Totals	90	18	299	16.6	58	2

**OTHER STATS:** Blocked a PAT attempt vs. NY Jets on 9-18-83. Forced Fumbles: 1983-1, 1984-1.

## PLAYOFF STATISTICS

**GAMES PLAYED/STARTED:** 1985-4/4.

## DEFENSIVE STATISTICS

Year	G	Tackles		Sacks	Fum. Rec.	Pass Def.
		Solo	Assists			
1985	4	19	2	0	0	5

## INTERCEPTIONS

Year	G	No.	Yds.	Avg.	LG	TD
1985	4	2	1	0.5	1	0



## FRED MARION 31

FS 6-2 191

MIAMI (FL) 8th year

DOB: 1-2-59 at Gainesville, FL

HOW ACQUIRED: D-5, 1982 (112th)

PRO BOWL SEASON: 1985

**PRO:** In 1988, started all 16 games at free safety and played as well as anyone in his position in leading team in tackles with 138 (was second on team with 94 solos, LBer Johnny Rembert led with 94)...also led team in tackles in 1987 (103, leader in solos with 70) and in 1986 (122, leader in solos with 93)...defends passes well, intercepts when gets the chance and does solid job tackling runners...in 1988, had 15 tackles (12 solos) vs. Tampa Bay on 12-11, 15 (seven solos) at Houston on 9-25 and 15 (12 solos) at Denver on 12-17...tied for team lead in interceptions with four (for 47 yards), also led team in passes defended with 15 (Rembert next with 12) and in opponents' fumbles recovered with three...also had one forced fumble over season...named AFC's Defensive Player of Week vs. Cincinnati 10-16 when had six tackles (four solos), one interception (in endzone to prevent TD), one fumble recovery and a tipped pass that went for an interception...had two interceptions vs. Buffalo on 9-18 (22- and 14-yard returns, with latter setting up NE TD) and in second Buffalo game (at Buffalo on 10-23), recovered a fumble and returned it eight yards to Buffalo 34. setting up NE TD...named AP All-Pro HM in 1988...tied for sixth in club history in interceptions with 21 and is fourth in interception return yardage with 388...in 1987, led team in interceptions with four (for 53 yards)...tied for team lead in pass deflections (with Lippett) with eight...also forced one fumble and recovered one fumble...in 1986 had nine pass deflections (third best on team)...had two interceptions (for 56 yards) with the pickoffs coming at Pittsburgh

on 10-19 (37 yard return for his first pro TD, coming on first play of second quarter) and at Buffalo on 10-26 (19 yard return)...in 1985, in 1st full year as starter, was one of eight Patriots selected to Pro Bowl, named to team by Miami coach Don Shula week prior to game (originally picked as 2nd alternate)...tied for 2nd in AFC in interceptions with seven, but led NFL in return yardage with 189 (2nd best figure in NE history)...had 2nd best tackle total on team in regular season in 1985 with 129 (behind Nelson's 149) and led team in 1st hits with 98; in playoffs, had 20 tackles, 14 1st hits...led team in playoff interceptions with three (for 69 yards)...selected AFC Defensive Player of Month for November '85...started off month vs. Miami, on 11-3, when helped protect NE's 17-13 lead with deflection of Marino pass late in game...vs. Indy, on 11-10, intercepted Pagel pass (McSwain deflected) and returned 36 yards to Indy 24 to set up NE's go ahead TD; also in that game, had fumble recovery in 3rd quarter and returned in nine yards to set up FG...led team in 1st hit tackles that Colts game with seven and had two assists — because of this effort, was named AFC's Defensive Player of the Week...at Seattle, on 11-17, had 83-yard interception return to spark NE victory, with that longest interception return in AFC during season, as well as being Marion's career best; play started from NE two yard line to Seattle 15 and set up NE winning score with less than three minutes left (his 2nd interception in game)...in wildcard playoff game, at NY Jets, on 12-28, had interception (26 yard return for new team playoff record), knocked down two other passes...at LA, on 1-5, had seven tackles (3 solos), one interception of 22 yards, fumble recovery and pass defended...in AFC title game, at Miami, on 1-12, killed Miami drive with interception on four yard line; also had three solos, two pass knock-downs...end of season selected 1776 Quarterback Club Unsung Hero, as well as *AP* All-NFL (honorable mention), *UPI* All-AFC (2nd team), *College and Pro Football Newsweekly* All-Pro (1st team) and AFC Pro Bowl (2nd team)...had arthroscope to right knee on 2-26-86...in 1984, shared the starting free safety position after impressing the coaches with his play at strong safety in place of Roland James, who sat out due to illness and bad back...led defensive backs in tackles with 89 tackles (39 solos, 50 assists), had one sack of five yards, had two interceptions for 39 yards and had seven pass deflections during '84 campaign...was nickel back and regular on special teams in '83...was in on 27 total tackles, had one pass deflection and recorded two interceptions in '83...first interception as pro came in Patriots' 21-7 win over Buffalo (11-6-83) when grabbed Joe Ferguson aerial...recorded seven tackles, four assists, two pass deflections and one fumble recovery during rookie campaign.

**COLLEGE:** Led the Hurricanes in interceptions in '80 and '81 on way to setting school record for career pickoffs (16)...recorded 237 career tackles...also returned 62 punts for 392 yards...turned in stellar performance in nationally televised 17-14 victory over top ranked Penn State senior year with ten tackles and two interceptions...intercepted two passes in '82 Hula Bowl and one in '82 Senior Bowl...played in '82 Olympia Gold Bowl.

**PERSONAL:** Married (Anne)...father of three daughters and a son — Monica Nicole (7), Natasha Monique (4) and twins, Alycia Dinita and Fred Donald (born 6-30-88)...completed a degree in Business Management prior to 1988 off-season...older brother, Frank, played LB for the NY Giants (1977-83)...lists outdoor sports, including horseback riding and fishing, among his favorite hobbies...played DB and LB at Bucholz HS in Gainesville, FL...had high school football jersey (number 88) retired during past off-season...given name: Fred Donald Marion.

**GAMES PLAYED/STARTED:** 1982-9/0, 1983-16/0, 1984-16/10, 1985-16/16, 1986-16/16, 1987-12/12, 1988-16/16. Total: 101/70.

### **FOR THE RECORD...**

The Patriots had their longest scoring drive — besides the 95-yard kick return by Sammy Martin — come on a 90-yard drive vs. Buffalo on September 18th, with the drive going 12 plays and ending with a 41-yard TD pass to WR Cedric Jones from QB Steve Grogan. There were 12 drives that were 70 yards or longer.

In terms of number of plays, the most plays on a drive was 16 (for 69 yards) at Indianapolis on November 27th, ending with a one-yard run by FB Robert Perryman. The average length of a scoring drive was 52.1 yards (2,242 yards on 43 drives). The average number of plays on a scoring drive was 8.0.

New England foes had a long drive of 83 yards come at Indianapolis on November 27th, with the Colts covering that distance on 10 plays. The most plays on a drive was 13, done four times (all road trips — at Minnesota on September 18th, at Buffalo on October 23rd, at Miami on November 20th and at Denver on December 17th).

The average length of an opponents' scoring drive in 1988 was 50.2 yards (2,463 yards on 49 plays). The average length in terms of number of plays was 7.3. There were 10 drives that were 70 yards or more.

#### DEFENSIVE STATISTICS

Year	G	Tackles		Sacks	Fum. Rec.	Pass Def.
		Solo	Assists			
1982	9	7	4	0	1	2
1983	16	21	6	0	0	0
1984	16	39	50	1	1	7
1985	16	98	31	0	3	13
1986	16	95	27	0	0	9
1987	12	70	33	0	1	8
1988	16	94	44	0	2	15
Totals	101	424	195	1	8	54

#### INTERCEPTIONS

Year	G	No.	Yds.	Avg.	LG	TD
1982	9	0	—	—	—	—
1983	16	2	4	2.0	4	0
1984	16	2	39	19.5	26	0
1985	16	7	189*	27.0	83	0
1986	16	2	56	28.0	37†	1
1987	12	4	53	13.3	25	0
1988	16	4	47	11.8	22	0
Totals	101	21	388	18.5	83	1

\*NFL Leader

**OTHER STATS:** Punt Returns: 1985-One Fair Catch, 1986-One for 12 yards, One Fair Catch, 1987-One for no yards, Two Fair Catches. Forced Fumbles: 1985-2, 1986-1, 1987-1, 1988-1.

#### PLAYOFF STATISTICS

**GAMES PLAYED/STARTED:** 1982-1/0, 1985-4/4, 1986-1/1. Total: 6/5.


#### DEFENSIVE STATISTICS

Year	G	Tackles		Sacks	Fum. Rec.	Pass Def.
		Solo	Assists			
1982	1	1	1	0	0	0
1985	4	14	6	0	1	5
1986	1	7	7	0	0	0
Totals	6	22	14	0	1	5

#### INTERCEPTIONS

Year	G	No.	Yds.	Avg.	LG	TD
1982	1	0	—	—	—	—
1985	4	3	69	23.0	26	0
1986	1	0	—	—	—	—
Totals	6	3	69	23.0	26	—

**OTHER STATS:** Punt Returns: 1985-One Fair Catch.



**SAMMY MARTIN 82**  
 WR/KR 5-11 175  
 LSU 2nd year  
 DOB: 8-21-65 at Gretna, LA  
 HOW ACQUIRED: D-4b, 1988 (97th)

**PRO:** An exciting player...a game-breaking, breakaway threat, with soft hands, outstanding cutting ability and acceleration...placed fifth in NFL in kick return average at 23.7 yards per return (735 yards on 31 carries)...had a return of 95 yards for a TD at Indy on 11-27, only the second time in club history that opening kickoff of game returned for TD — his first TD off a kickoff in his life (high school and college included)...was also the sixth longest kick return in team's history; 11th time in club history that kickoff returned for TD...on first kickoff return as pro, had

a 74-yarder vs. Jets on 9-4, but a holding call moved return to 24 yards long...had a 41-yard return at Houston on 9-25...set up team's only OT win, vs. Tampa Bay on 12-11, with 34-yard return to NE 35 — seven plays later, NE kicked game-winning FG from 27-yards out (3:08 into OT)...made adjustment from being a combination running back-wide receiver in college to full-time wide receiver last year...had four receptions for 51 yards (12.8 avg.), with long catch of 21 yards (first catch as pro) at Green Bay on 10-9...ended season with two catches for 22 yards at Denver on 12-17...named NE's 1776 Quarterback Club Special Teams Player of Year.

**COLLEGE:** Played both the wide receiver and the tailback positions...was one of the nation's top return specialists as a senior...in 1987, he averaged 27.0 yards on 17 kick returns (459 yards); had two 57-yard kickoff returns as senior...also caught 29 passes for 393 yards (13.6 avg.) and three TDs...also ran ball 98 times for 587 yards (5.9 avg.) and two TDs ...in 1986, as a junior, was second on team in rushing with 556 yards (4.9 avg. on 114 carries) and one TD; also led team in receiving with 28 catches for 399 yards (12.1 avg.) and two TDs...returned seven kickoffs that season for 159 yards (22.7 avg.), including a season-long of 31 yards vs. Kentucky...in 1986 season-opener, had 62 yards on 12 rushes and caught five passes for 99 yards and two TDs (including a 66-yarder)...in 1985, played in all 12 games, seeing action at receiver and tailback; started vs. Notre Dame, Tulane and East Carolina at split end...had 19 receptions for 141 yards (7.4 avg.) and one TD over season and ran for 135 yards on 22 carries (6.1 avg.) and one TD...in addition, had 13 kickoff returns for 297 yards (22.8 avg.)...in 1984, played in six games at tailback and gained 92 yards on 13 carries (7.1 avg.) and one TD; had six kick returns for 151 yards (25.2 avg.).

**PERSONAL:** Married (Mary Ann)...they have a daughter, Lindsey (4). ...working towards degree in general studies...was an all-conference and all-district runner at De LaSalle HS in New Orleans...in football, was three-year starter, playing tailback/wide receiver (saw some action at quarterback as junior)...was senior co-captain and set school record with a 97-yard run as senior (ran for 1,060 yards that season, leading the district)...in track, ran 100, relays and competed in long jump and high jump...TV clip of Martin as LSU player shown in movie Cocktail...hobbies: hunting and fishing...given name: Samson Joseph Martin.

**GAMES PLAYED/STARTED:** 1988-16/0.

RECEIVING						
Year	G	No.	Yds.	Avg.	LG	TD
1988	16	4	51	12.8	21	0


KICKOFF RETURNS						
Year	G	No.	Yds.	Avg.	LG	TD
1988	16	31	735	23.7	95t	1

**Single Game Career Highs**

- Most Receptions—2 at Denver 12-17-88
  - 1 at Green Bay 10-9-88
  - 1 at Miami 11-20-88
- Most Yds. Receiving—22 at Denver 12-17-88
  - 21 at Green Bay 10-9-88
  - 8 at Miami 11-20-88
- Longest Receptions—21 at Green Bay 10-9-88
  - 18 at Denver 12-17-88
  - 8 at Miami 11-20-88

**FOR THE RECORD...**

There were four games in 1988 in which the Patriots' opponents did not sack the New England QBs (Minnesota, Chicago, Miami on November 6th and at Jets on November 13th). There were three games in which the Patriots' defense did not have any sacks (Chicago, Miami on November 6th and at Miami on November 20th).  
The most sacks by the New England defense came in the opener when the New York Jets signal-callers were sacked five times (for 42 yards). The most the Patriots allowed was four for 44 yards vs. Buffalo on September 16th.



## **TREVOR MATICH 64**

(pronounced mat ITCH)

OC 6-4 270

BRIGHAM YOUNG 5th year

DOB: 10-9-61 at Sacramento, CA

HOW ACQUIRED: D-1, 1985 (28th)

**PRO:** In 1988, played in eight games and had six starts...started first four games at center and started two games at left tackle (vs. Cincinnati on 10-16 and at Buffalo on 10-23, in replace of injured Danny Villa)...coaches like his versatility...in 1987, played in six games and started four (last four of season)...spent from 9-7-87 to 11-7-87 on IR with broken foot, first suffering injury on 8-7 (operated on 9-13)...had two operations during off-season on foot (on 12-30-87 and 3-17-88)...stepped into starting lineup when Brock (knee) and Morris (hand) went down with injuries...selected to receive 1776 QB Club's Community Service Award in 1987...in 1986, used at both tackle and guard due to injuries on team...at Indianapolis, on 11-9-86, played at left tackle when Brian Holloway missed due to knee injury...started first NFL game at New Orleans, on 11-30-86, filling in at left guard for Fairchild (groin injury)...in 1985, spent nearly all season on IR, going on 10-12-85 with ankle injury...suffered injury in opener, vs. Green Bay, on 9-8-85...missed next four games before going on IR (did not dress at Chicago, on 9-15-85, and at Buffalo, 9-22-85)...tried to come back for Buffalo, on 10-1-85, but re-injured ankle during practice week...was 1st player taken in draft by the Patriots and the 28th player chosen in the 1985 NFL draft.

**COLLEGE:** BYU went 47-3 in his four years and won the Western Athletic Conference (WAC) each year; 13-0 his senior year and national champions after beating Michigan, 24-17, in Holiday Bowl...BYU went 11-1 in 1983 and beat Missouri, 21-17, in Holiday Bowl; went 12-1 in 1980 and beat SMU in Holiday Bowl, 46-45, and went 11-1 in 1979 and lost to Indiana, 38-37, in Holiday Bowl...was All-WAC as senior and 3rd team AP All-America...was center for some outstanding QBs at BYU—Marc Wilson, Jim McMahon, Steve Young and Robbie Bosco...missed 1981 and 1982 college football seasons, spending 18 months in Mexico on Mormon mission after sophomore year.

**PERSONAL:** Single...majored in speech communications...graduate of Rio Americano HS in Sacramento, Ca., where built himself up from 5-6, skinny youngster to 6-4, 205 pounds as senior...made all-conference, all-city, all-Northern California as senior...his dad, Tony, played college football at the University of San Francisco with such future NFL'ers as Ollie Matson and Gino Marchetti...hobbies: theatre, dancing...is frequent speaker for club's PR office...given name: Trevor Anthony Matich.

**GAMES PLAYED/STARTED:** 1985-1/0 (Placed on Injured Reserve list 10-12), 1986-11/1, 1987-6/4, 1988-8/6. Total: 26/11.


### **PLAYOFF STATISTICS**

**GAMES PLAYED/STARTED:** 1986-1/0.

#### **FOR THE RECORD...**

Since the NFL merger in 1970, here is the breakdown of the Patriots' won-loss vs. each division: 75-73 vs. AFC East, 15-20 vs. AFC Central, 21-14 vs. AFC West for a 111-107 total vs. AFC teams. Against NFC teams, New England is 5-19 vs. NFC East teams, 10-8 vs. NFC Central, 13-7 vs. NFC West for a 28-34 record vs. NFC clubs. That gives a grand total of 139-141.

In 1988, the Patriots were 5-3 vs. AFC East teams, 1-1 vs. AFC Central, 1-1 vs. AFC West for a 7-5 mark vs. AFC teams. Against NFC East teams, New England was 0-0, 2-2 vs. NFC Central teams, 0-0 vs. NFC West for a 2-2 total vs. NFC teams. That is a 9-7 grand total.



## LAWRENCE McGREW 50

OLB/ILB 6-5 233

USC 9th year

DOB: 7-23-57 at Berkeley, CA

HOW ACQUIRED: D-2, 1980 (45th)

**PRO:** A fine tackler, with fine athletic ability...has the ability to cover man-to-man...can play either inside or outside linebacker positions and has moved from the right to the left...coaches would like to have him settle at one position and just let him play, but injuries have not allowed that...in 1988, started all but one game (missed opener vs. Jets on 9-4, after missing time in training camp)...played right outside linebacker position in '88, after seeing most of his playing time since start of '84 season at inside linebacker spot...finished year with 69 tackles (45 solos), had one interception (for six yards), two sacks (for 20 yards) and two passes defensed...had 10 tackles (eight solos) at the Jets on 11-13 and also had an interception in that game...started all 12 non-strike games in 1987, including one start at OLB (at Giants on 11-8)...was third on team in tackles with 94 (59 solos; 2nd on team in solos)...had one sack (six yards) and two pass deflections, one forced fumble and one recovered fumble...in 1986, started 14 games over season—started nine games at right inside linebacker, four games at left outside and one game at right outside...was fourth on team in tackles with 87 (46 first-hits); also had two interceptions for 44 yards, had one sack for 12 yards, had four passes knocked down, blocked one punt (at Pittsburgh on 9-19-86) and forced two fumbles...the blocked punt was first by Patriot since November of 1979...had operation on right knee during 1987 off-season to repair tendon, remove bone spur...finished 1985 season as top tackler (92, 51 1st-hits) and in playoffs was 4th on team in tackles (21, 16 1st-hits)...during regular season, had one interception, one sack, one pass deflection, one fumble recovery and one fumble caused; in playoffs, had one fumble caused...started two games at the right outside linebacker position—vs. Buffalo on 10-13-85 and vs. NY Jets on 10-20-85, replacing injured Blackmon (ankle)...in 1984, filled in quite nicely at inside linebacker position for injured Weishuhn...finished 2nd to Pro Bowler Steve Nelson with 167 tackles, with five quarterback pressures, two fumbles caused, five pass deflections, and a half sack for a loss of 1.5 yards...saw action in all 16 games in '83 with five starts...led team in tackles in 5 games in '84...caused 2 fumbles...was regular in nickel formations and participated on special teams in '83...recorded two sacks, three QB pressures and five pass deflections in '83...chalked up first pro interception in Patriots' 21-7 win over Buffalo (11-6-83)...one of three new starting LB's in '82, made immediate impact on team's defensive performance, as finished tied as team's fourth ranked tackler with 24 stops and 48 assists...missed final game of the '82 season with ankle sprain, but returned to play in playoff loss at Miami (1-8-83)...recorded 1½ QB sacks and eight QB pressures in '82...spent entire 1981 season on IR with knee injury suffered in training camp...was regular on special teams in '80 and saw limited action at LB in back-up role...suffered right elbow injury at Miami during his rookie campaign and was placed on IR on 12-19-80 for remainder of season...was in on 23 total tackles and had one QB sack and one pass deflection in first pro campaign...was drafted in second round of '80 NFL draft by Patriots (the 45th player chosen overall and the sixth linebacker taken).

**COLLEGE:** USC coaches voted him as defensive MVP in '79...made 138 tackles in three years...started in two Rose Bowl games, made six tackles in 17-10 win over Michigan in '79 and five tackles in 17-16 win over Ohio State in '80...career high of 10 tackles came against Notre Dame as a junior...played in '80 Japan Bowl...spent frosh year at Contra Costa Junior College.

**PERSONAL:** Married (Elaine)...has two sons, Lawrence Jr. (8) and Aaron Anthony (born 10-10-88), and one daughter, Analeise Noel (4)...has degree in Speech Communications...has graduate school aspirations in Business...enjoys basketball, bike riding...given name: Lawrence McGrew.

**GAMES PLAYED/STARTED:** 1980-11/0, 1981-On injured reserve for the entire season, 1982-8/8, 1983-16/5, 1984-16/15, 1985-13/13, 1986-14/14, 1987-12/12, 1988-16/15. Total: 106/82.



# DEFENSIVE STATISTICS

Year	G	Tackles		Sacks	QB Press.	Fum. Rec.	Pass Def.
		Solo	Assists				
1980	11	17	6	1	0	0	1
1981			On Injured Reserve Entire Season				
1982	8	24	48	1½	8	0	1
1983	16	24	48	2	3	1	5
1984	16	60	107	½	5	0	5
1985	13	50	38	1	—	2	1
1986	14	46	39	1	—	0	4
1987	12	58	36	1	—	1	2
1988	16	45	24	2	—	0	2
Totals	106	324	346	10	16	4	21

**OTHER STATS:** Interceptions: 1983-one for three yards, 1985-one for zero yards, 1986-two for 45 yards, 1988-one for six yards. Blocked punts: 1986-one (at Pittsburgh, 10-19). Forced Fumbles: 1982-1, 1983-1, 1984-2, 1985-1, 1986-2, 1987-1.


## PLAYOFF STATISTICS

**GAMES PLAYED/STARTED:** 1982-1/1, 1985-4/4, 1986-1/1. Total: 6/6.

# DEFENSIVE STATISTICS

Year	G	Tackles		Sacks	Fum. Rec.	Pass Def.
		Solo	Assists			
1982	1	5	2	0	0	0
1985	4	16	5	0	1	0
1986	1	7	8	0	0	0
Totals	6	28	15	0	1	0

**OTHER STATS:** Forced Fumbles: 1985-1.



## ROD McSWAIN 23

CB 6-1 198

CLEMSON 6th year

DOB: 1-28-62 at Caroleen, NC

HOW ACQUIRED: T-Atlanta, 1984

**PRO:** In 1988, started one game (his NFL first, vs. Cincinnati on 10-16, in place of injured Ronnie Lippett at left corner)...had 11 tackles from line of scrimmage (all solos) and was used as one of team's extra defenders in opponents' passing situations...had four tackles in his start vs. Cincinnati...also had two interceptions (for 51 yards), with steals vs. Cincinnati (tipped pass by FS Marion) and at Indy on 11-27 (picked off on nine-yard line to stop Colts' scoring drive, returning it 42 yards to help set up NE TD)...also solid contributor on special teams with nine tackles (two solos)...in 1987, played in all 12 non-strike games as reserve ...finished season with 13 tackles (12 solos), with one interception (17 yards at Denver, 12-6-87), four passes deflected (two vs. Indy, 11-22-87) and one forced fumble...led team in special teams tackles with 17 (15 solos) and was named team's top special teams performer by the club's coaches...in 1986, spent first month of season on IR with shoulder injury (on IR from 9-2-86 to 10-2-86)—and then later in season had to miss three more games due to a hamstring problem...finished season with six tackles (three first-hits)...also involved in 13 special teams tackles (nine solos); his biggest contribution on special teams came at LA Rams when blocked punt and returned 31 yards for TD...in final regular season game, at Miami on 12-22-86, intercepted Dan Marino pass with 36 seconds remaining to seal New England's 34-27 win...also intercepted John Elway pass at Denver (1-4-87) in playoff game...had operation on shoulder (A/C joint) upon close of season (separated shoulder in preseason game at LA Raiders, on 8-26)...in 1985 had 16 tackles over season (14 1st-hits) and added one interception (zero yards return), six pass deflections and two fumbles caused...2nd best total on club with 22 special team tackles (13 1st-hits)...at Cleveland, on 10-6, caused fumble on punt return (Rembert recovers in EZ for NE's 1st TD)...vs.

Miami, on 11-3-85, had fine game, making first pro interception with 36 seconds left in half to stop Miami drive at NE 34...in 1984, played in 15 of the team's 16 games as reserve cornerback and valuable member of the special teams...was involved in 19 tackles, 14 first-hits with nearly all these tackles coming on special teams...had one pass deflection and one fumble recovery...traded to Patriots from Atlanta Falcons on 8-27-84 in exchange for 1985 eighth-round draft pick...drafted by Falcons in third round of '84 draft (63rd player taken overall and 11th DB selected).

**COLLEGE:** As a senior at Clemson, selected first team All-ACC and HM All-American by AP...had 44 tackles his final year, 32 assisted; also had two interceptions and 11 pass knock downs...as junior, played in 10 of team's 11 games as wide receiver...as a sophomore in 1981, was a reserve cornerback on a squad that finished as national champions (had 26 tackles, 20 first-hits)...as a freshman, played in eight of 11 games, including starting two at cornerback; had 13 first-hit tackles and three assisted...anchor on Clemson's 400 meter sprint relay team that won the ACC title in 1982; took part in the NCAA track finals in 1982 and 1983...as junior, placed 2nd in the ACC finals in both the 100 and 200 meters, running the 100 in 10.41 and the 200 in 21.13.

**PERSONAL:** Single...brother, Chuck, played for the Dallas Cowboys in 1983-84 and was running back with the Patriots' replacement team in 1987 (had nine carries for 26 yards)...graduated from Chase HS (Forest City, N.C.)...was football and basketball standout in HS...sponsors softball team in his hometown (team name: The Patriots)...hobbies: aerobics, basketball, softball...given name: Rodney McSwain.

**GAMES PLAYED/STARTED:** 1984-15/0, 1985-16/0, 1986-9/0 (On Injured Reserve list 9-2 to 10-3), 1987-12/0, 1988-16/1. Total: 68/1.

#### DEFENSIVE STATISTICS

Year	G	Tackles		Sacks	Fum. Rec.	Pass Def.
		Solo	Assists			
1984	15	14	5	0	1	1
1985	16	14	2	0	0	6
1986	9	3	3	0	0	0
1987	12	12	1	0	0	4
1988	16	11	0	0	0	0
Totals	68	54	11	0	1	12

#### INTERCEPTIONS

Year	G	No.	Yds.	Avg.	LG	TO
1984	15	0	—	—	—	—
1985	16	1	0	0.0	0	0
1986	9	1	3	3.0	3	0
1987	12	1	17	17.0	17	0
1988	16	2	51	25.5	42	0
Totals	68	5	71	14.2	42	0

**OTHER STATS:** Forced Fumbles: 1985-2, 1987-1. Blocked Punts: 1986-one (recovered, returned 31 yards for TD at LA Rams 11-16-86).

#### PLAYOFF STATISTICS

**GAMES PLAYED/STARTED:** 1985-4/0, 1986-1/0. Total: 5/0.


#### DEFENSIVE STATISTICS

Year	G	Tackles		Sacks	Fum. Rec.	Pass Def.
		Solo	Assists			
1985	4	0	0	0	0	0
1986	1	2	0	0	0	0
Totals	5	2	0	0	0	0

**OTHER STATS:** Interceptions: 1986-one for 2 yards.

#### FOR THE RECORD...

In the second half of the 1988 season (the last eight games), the Patriots allowed fewer points than any team in the NFL (92). Atlanta and Minnesota each allowed 95 points and Buffalo gave up 98.



## STANLEY MORGAN 86

WR 5-11 181

TENNESSEE 13th year

DOB: 2-17-55 at Easley, SC

HOW ACQUIRED: D-1b, 1977 (25th)

PRO BOWL SEASONS: 1979, 1980,  
1986, 1987

**PRO:** Coaches hope to get ball to Stanley more in 1989...uses his brains and experience as much as he used his speed and moves when first came into league...in 1988, played in all 16 games and had 14 starts (missed starts vs. Cincinnati on 10-16 due to concussion, suffered vs. Green Bay on 10-9, and vs. Tampa Bay on 12-17 as team opened with two tight ends)...had 31 catches for 51 yards (12.8 avg.) — team leader in receiving yards and average per catch and third best on team in number of catches...had five catches for 60 yards at Denver on 12-17, had four catches vs. Jets on 9-4 (73 yards) and four catches at Packers in Milwaukee on 10-9 (75 yards)...had at least one catch in every game but one (none vs. Cincinnati on 10-16)...had four TDs over season (all in different games)...moved into NFL's top 20 career receptions list with 506 (tied for 19th best in NFL history with former 49er Dwight Clark), with 500th catch coming on 19-yarder vs. Seattle on 12-4 (pass from Doug Flutie)...also holds team record for career receiving yardage (9,866) and career TDs (65)...is seventh in NFL history in receiving yards (9,866)...needs 134 receiving yards to reach 10,000 in career...is fourth in NFL history in 100-yard receiving games during regular season (38)...is fourth in club history in points scored (390) and fifth in club history in games-played with 169...in 1987, he and Tippet were team's Pro Bowl representatives in 1987...second on team with 40 catches and led in receiving yards with 672 (205 more than next nearest; had a 16.8 per catch avg.)...had to miss nearly all of the final four games because of hamstring problems...had three of team's four 100-yard receiving games in 1987...has 39 career 100-yard receiving games (38 regular season games; next nearest in club history is nine)...in 1986, set team record for receptions and yardage in one season (84 for 1,491 yards, a 17.8 average with 10 TD catches)...had third 1,000-plus receiving yards season (club has had it done four times)...was tops in AFC in receiving yards (2nd in NFL) and was third in AFC in receptions and third in AFC in total yards...was fourth in AFC in TDs with 10...a big factor for the great season was the fact that he was in the best shape of his career, through intense off-season workouts that allowed him to lose 10 pounds. In addition, he had off-season surgery on an ailing hand...had nine games with 100-plus yards receiving, one shy of the NFL record of 10...had 100-plus receiving yards in first three games (22 catches for 381 yards in those three games)...was selected the team's MVP by the 1776 QB Club...caught TD pass at Miami with 44 seconds remaining (30-yard TD) from Steve Grogan to allow NE to down host Dolphins, 34-27, on 12-22-86 in final NFL game that was played at Orange Bowl (gave NE AFC East title)...in playoff game at Denver on 1-4-87, had 45-yard TD catch from Eason on flea-flicker pass (had three catches for 100 yards in game)...named All-AFC by Pro Football Weekly, by UPI, by the Football News and was All-Pro by NEA, AP (second team) and the Sporting News...selected to Dr. Z All-Pro team (Sports Illustrated)...in 1985 had 39 catches for 760 yards...in 1985 playoffs, led team with 14 catches for 184 yards, 13.1 ave., with one TD...led team in catches in Super Bowl with seven catches for 70 yards...in wildcard playoff game, at NY Jets, on 12-28, led NE with four catches for 62 yards, including 36 yard TD in 2nd quarter to give NE lead for good...in AFC title game, at Miami, on 1-12, led team with 30 yards on two catches...in 1984, suffered a right hamstring pull that had Stanley miss the final two preseason games and most of the first four weeks, but came on strong and had 38 catches for 709 yards, for an 18.7 average, with five TDs and a long catch of 76 yards...became the Patriots' all-time leading reception yardage leader in '83...in Patriots' game with Colts in Baltimore on 10-9-83, Stanley caught personal career single game high of nine receptions...with 863 yards in 1983, Stanley led the Patriots in receiving for the fourth straight year...holds unique NFL mark in that he is only player to have averaged over 20.0 yards per catch in each of six seasons from 1977-82...over last five weeks of '82 season, had four games in which had 100 or more yards receiving...when missed opening game with knee injury in 1981, it marked the end of 62-game consecutive starting streak that began in rookie year (1977)...played in Pro Bowl following 1979 and 1980 seasons, scoring the AFC's lone TD in a 21-7 loss to the NFC in the 1980 Pro

Bowl...in only third pro campaign, joined Harold Jackson (1,013 yards) in becoming first Patriot to cross the 1,000-yard receiving plateau in season when had 1,002 yards on 44 reception in 1979...his 12 receiving TDs that year led league as did his 22.8 reception yard average...in 50-21 thumping of Baltimore at Foxboro (11-18-79), returned punt 80 yards for TD, marking only third time in club history (at the time) that punt was returned for a TD...his total TD production (13) in 1979 tied Steve Grogan's club mark of 13 set in 1976...in second pro season (1978), led team with 820 yards receiving and was team's top punt returner with 335 yards and 10.5-yard average on 32 returns...as rookie, turned in stellar performance with 21 receptions (second on the club), club's top reception average (21.1) and top punt return performance (16 for 220 yards and 13.8 avg.)...his 13.8-yard punt return average was second best in the AFC that year...was named to the PFW all rookie team and was tabbed as Rookie-of-the-Year by the Patriots' 1776 Fan Club...the 25th player overall and the first wide receiver taken in the 1977 NFL draft, Stanley joined CB Ray Clayborn (16th player taken) as one of two Patriot first round choices that year.

**COLLEGE:** Received countless awards after four year career with the Vols...played three different positions — WR, RB and WB...accounted for 4,713 yards while a collegian, averaging 9.2 yards every time he touched the ball.

**PERSONAL:** Married (Rholedia)...father of two daughters, Sanitra Nikole (13) and Monique (8)...received a B.S. in Education from Tennessee in 1979...spends off-season in Germantown, Tenn., where he and his wife own a dress shop...given name: Stanley Douglas Morgan.

**GAMES PLAYED/STARTED:** 1977-14/14, 1978-16/16, 1979-16/16, 1980-16/16, 1981-13/13 (Started 62 consecutive games in first four years of career before missing first two games of 1981 with a left knee sprain), 1982-9/9, 1983-16/16, 1984-13/12, 1985-15/13, 1986-16/16, 1987-9/9, 1988-16/14. Total: 169/164.

RECEIVING							PUNT RETURNS					
Year	G	No.	Yds.	Avg.	LG	TD	No.	FC	Yds.	Avg.	LG	TD
1977	14	21	443	21.3	64t	3	16	2	220	13.8	53	0
1978	16	34	820	24.1	75t	5	32	5	335	10.5	48	0
1979	16	44	1002	22.8*	63t	12*#	29	21	289	10.0	80t	1
1980	16	45	991	22.0	71	6	0	0	—	—	—	—
1981	13	44	1029	23.4*#	76t	6	15	4	116	7.7	26	0
1982	9	28	584	20.9	75t	3	0	0	—	—	—	—
1983	16	58	863	14.9	50t	2	0	0	—	—	—	—
1984	13	38	709	18.7	76t	5	0	0	—	—	—	—
1985	15	39	760	19.5	50t	5*	0	0	—	—	—	—
1986	16	84#	1491#	17.8	44t	10	0	0	—	—	—	—
1987	9	40	672	16.8	45	3	0	0	—	—	—	—
1988	16	31	502	16.2	32	4	0	0	—	—	—	—
Totals	169	506#	9866#	19.5	76t	64#	92	32	960	10.4	80t	1

\*NFL Leader

#Club Record

**OTHER STATS:** Rushing: 1977-one for 10 yds., 1978-two for 11 yds., 1979-seven for 39 yds., 1980-four for 36 yds., 1981-two for 21 yds., 1982-two for three yds., 1983-one for 13 yds., 1985-one for zero yards, 1988-one for -6 yards. Kickoff Returns: 1979-one for 12 yds. Fumbles: 1978-6, 1979-1, 1981-2, 1983-5, 1985-1, 1988-1. Fumble Recoveries: 1980-1, 1981-2, 1983-2 (one for +20 yds. vs. Cleveland on 11-20), 1988-1.

#### Single Game Career Highs

Most Receptions—9 at Baltimore 10-9-83

8 done four times

Most Yards Receiving—182 vs. Miami 11-8-81

170 at Baltimore 11-26-78

162 vs. NY Jets 10-12-86

161 vs. Seattle 9-21-86

Longest Reception—76t vs. Miami 11-8-81

76t vs. Miami 10-21-84

75t at Baltimore 11-26-78

75t at Pittsburgh 12-26-82

Most TD Receptions—3 vs. Seattle 9-21-86

2 done nine times

### 100 Yard Receiving Games

1978—vs. Baltimore (9-18) 3-125-1 (62t) vs. Phil. (10-8) 3-104-1 (58t) at Baltimore (11-26) 5-170-1 (75t)	1984—vs. Cincinnati (10-14) 3-102 (52) vs. Miami (10-21) 3-114-1 (76t) at Denver (11-4) 8-122 (21) at Philadelphia (12-9) 5-101-1 (31)
1979—vs. NY Jets (9-9) 3-102-2 at Baltimore (10-28) 5-151-2 (56t) at Buffalo (11-4) 5-158-2 (63t) at Miami (11-29) 5-124-1 (38t) at NY Jets (12-9) 6-129-2 (48t)	1985—at Cleveland (10-6) 6-140-1 (32) vs. Indianapolis (11-10) 7-120-1 (26) vs. Cincinnati (12-22) 4-121-1 (50t)
1980—vs. Cleveland (9-7) 3-102-1 (67t) at Seattle (9-21) 2-108-2 (68t) at San Francisco (11-30) 4-142-0 (71)	1986—vs. Indianapolis (9-7) 7-116-1 (43t) at NY Jets (9-11) 8-104-0 (22) vs. Seattle (9-21) 7-161-3 (44t) vs. Miami (10-5) 6-125-1 (41) vs. NY Jets (10-12) 7-162-1 (44t) at LA Rams (11-16) 7-118-0 (28) vs. Cincinnati (12-7) 5-107-0 (39) vs. San Francisco (12-14) 8-121-0 (38) at Miami (12-22) 8-148-2 (30t)
1981—vs. Kansas City (10-4) 4-118-1 (66t) vs. Miami (11-8) 5-182-1 (76t) at Buffalo (11-22) 3-141-1 (65)	1987—vs. LA Raiders (11-1) 6-146-0 (40) at Indianapolis (10-25) 7-102-1 (27t) vs. Indianapolis (11-22) 5-102-0 (30)
1982—vs. Houston (11-28) 5-122-2 (62t) at Chicago (12-5) 7-130-0 (40) at Pittsburgh (12-26) 4-127-1 (75t) vs. Buffalo (1-2-83) 7-141-0 (45)	
1983—at Baltimore (10-9) 9-136-0 (22)	

### PLAYOFF STATISTICS

**GAMES PLAYED/STARTED:** 1978-1/1, 1982-1/1, 1985-4/4, 1986-1/1. Total: 7/7.


#### RECEIVING

Year	G	No.	Yds.	Avg.	LG	TD
1978	1	2	37	18.5	19	0
1982	1	0	—	—	—	—
1985	4	14	184	13.1	35t	1
1986	1	3	100	33.3	45t	2
Totals	7	19	321	16.9	36t	3

**OTHER STATS:** Rushing: 1982-one for -2 yards. Punt Returns: 1978-two for six yards. Fumbles: 1985-2.

### 100 Yard Receiving Games

1986—at Denver (1-4) 3-100-2 (45t)



## ROBERT PERRYMAN 34

RB 6-2 233

MICHIGAN 3rd year

DOB: 10-16-64 at Raleigh, NC

HOW ACQUIRED: D-3, 1987 (79th)

**PRO:** Teamed with John Stephens in second half of '87 season to form one of the best backfields in the league...is a complete back — blocks well, runs well and catches ball well...in 1988, was team's second top rusher with 448 yards (on 146 carries for 3.1 avg.) while starting all 16 games...led team in rushing TDs with six (all in different games)...caught 17 passes for 134 yards (7.9 avg.) last season...had three catches for 17 yards vs. Tampa Bay on 12-11 and two catches in four other games...came to NE as third-round draft pick in 1987 (79th player taken) and played in nine games that year, with one start...got feet wet in 1987 with 187 yards on 41 carries (4.6 avg.), with best games coming on 11-22-87 with 73 yards on 10 carries (long run of 48 yards) vs. Indy and on 11-13-87 at the Jets when rushed for 53 yards on 16 carries...as receiver, had three catches for 17 yards vs. Tampa Bay on 12-11-87 and five games with two catches each...in 1987, played in nine games and started last two...was fourth top rusher on team...after Indy game of 11-22-87, had to miss next three with sprained ankle...came back to have 42 yards on eight carries (long of 14) at Buffalo on 12-20-87 and had 52 yards on 15 carries (long of 12) at Miami on 12-28-87—both were starts...had three catches for 13 yards, long of seven...had three special teams tackles (all solos)...was second player drafted by the Patriots in 1987, going in third round (79th player taken overall).

**COLLEGE:** Came on strong senior year with best numbers (422 yards on 98 carries for a 4.3 average with six TDs, including a 47 yarder)...was teamed with Gerald White to give Michigan one of best fullback tandems in Big Ten Conference...started last three games, including Rose Bowl game...as a senior in 1986, finished second on his team in rushing yards; was not tackled for a loss as senior...team went 11-2 his senior year (won Big 10 title)...in 22-15 loss to Arizona State in Rose Bowl, had 14 yards on five carries and had a six-yard reception...as a junior in '85, rushed for 239 yards on 65 carries (3.7 avg.) and caught seven passes for 76 yards...as a sophomore in 1984, started the first five games and Holiday Bowl...finished season with 387 yards on 76 carries for a solid 5.1 average...had five TDs, three in season-opener vs. Miami (others vs. Indiana and Wisconsin)...in Holiday Bowl, ran for 110 yards on 13 carries and caught a 10-yard TD pass vs. BYU, which won the game and also won national title by virtue of that contest...in last game (vs. Hawaii), had 111 yards rushing with 2 TDs (52 and 3 yards).

**PERSONAL:** Single...has his college degree (Sports Management and Communications) wants to become sportscaster after playing days over...had chicken pox prior to 1989 season...attended Bourne (Mass.) HS where was selected team's MVP and Mass. Div. 4 Player of Year as senior (had 2,043 yards and 26 TDs that year)...in one game, vs. rival Wareham in front of 5,000 fans on Thanksgiving Day, had 304 rushing yards and five TDs; also had 18 tackles in the 35-7 win...had 190-yard game (in 25 carries) in Div. 4 Super Bowl Championship at then-Schaefer Stadium, but Bourne lost 35-15 (Bourne finished season with 9-1 record)...idols growing up were Patriot FB Sam Cunningham and Earl Campbell...also lettered in basketball and track...dad, Bob, Sr., is a teacher-coach at Charlestown HS in Boston and mom, Carolyn, works in child development; brother, Ron, was starting linebacker at Boston College last year; another brother, Rorery, also played at BC...is one of six children (Robert is the oldest child)...hobbies: running, movies, golf, music and traveling...given name: Robert Lewis Perryman, Jr.

**GAMES PLAYED/STARTED:** 1987-9/1, 1988-16/16. Total: 25/17.

Year	G	RUSHING					RECEIVING				
		No.	Yds.	Avg.	LG	TD	No.	Yds.	Avg.	LG	TD
1987	9	41	187	4.6	48	0	3	13	4.3	7	0
1988	16	146	448	3.1	16	6	17	134	7.9	18	0
Totals	25	187	635	3.4	48	6	20	147	7.4	18	0

**OTHER STATS:** Fumbles: 1987-1, 1988-4. Kickoff Returns: 1987-three for 43 yards.

#### Single Game Career Highs

Most Carries—17 vs. Tampa Bay 12-11-88

16 at NY Jets 11-13-88

15 at Miami 12-28-87

14 vs. Seattle 12-4-88

Most Yards Rushing—73 vs. Indianapolis 11-22-87

53 at NY Jets 11-13-88

52 at Miami 12-28-87

49 vs. Seattle 12-4-88

Longest Run—48 vs. Indianapolis 11-22-87

16 vs. Buffalo 9-18-88

14 at Buffalo 12-20-87

Most TDs Rushing—one (done six times)

Most recent: vs. Tampa Bay 12-11-88

Longest TD Runs—6 vs. Tampa Bay 12-11-88

1 (done five times)

Most Receptions—3 vs. Tampa Bay 12-11-88

2 (done four times)

Most recent—at NY Jets 11-13-88

Most Yards Receiving—23 at NY Jets 11-13-88

22 vs. Cincinnati 10-16-88

17 vs. Tampa Bay 12-11-88

14 vs. Indianapolis 10-2-88


Longest Receptions—18 at NY Jets 11-13-88

16 vs. Cincinnati 10-16-88

13 vs. Miami 11-6-88

Most TD Receptions—0





## **TOM REHDER 76**

(pronounced RAY der)

OT 6-7 280

NOTRE DAME 2nd year

DOB: 1-27-65 at Sacramento, CA


HOW ACQUIRED: D-3, 1988 (69th)

**PRO:** Coaches feel has solid future, because of excellent size and athletic ability...has solid understanding of team's offense, and the kind of technique needed to do well at NFL level...dressed all 16 games, having nearly all of his playing time come on special teams.

**COLLEGE:** Played defensive tackle and tight end before settled down at left offensive tackle his senior year; it was his third position in three seasons...was HM All-American by Football News as senior...in 1987, he started nine games and keyed the Irish attack that gained 252.3 yards a game...as a junior in 1986, started every game at left tackle and received high blocking grades from coaches although first year at position...in 1985, as a sophomore, played in 11 games, starting nine at tight end (played more minutes than any other receiver on team)...caught 13 passes for 182 yards (14.0 avg.) and one TD (22-yarder vs. Mississippi)...was considered fine blocker with better-than-average receiving skills...in 1984 season, as a freshman, played both left and right defensive tackle in five games (two tackles over season, both vs. Colorado)...in 1983, worked primarily as tight end, but also saw action at right offensive tackle and on defensive line in practice...was red-shirted that season.

**PERSONAL:** Engaged to Nancy Messier of Newport, R.I., with wedding planned for May of 1990...graduated in 1987 in economics and gained Masters degree in June of 1989...attended St. Joseph HS in Santa Maria, Ca., where he was picked Adidas/Scholastic Coach All-American...was co-captain as junior and senior; three-year starter as tight end and linebacker...had 74 career catches for 1,124 yards and 10 TDs (33 for 512 and four TDs as senior)...made 162 career tackles (53 as senior) and also had seven interceptions...was team's placekicker as junior and senior (34 career extra-points and five field goals, including 41-yarder)...lettered four years in basketball and made Southern Cal. all-stars as well as all-county as he averaged 14.9 points and 12 rebounds a game as senior...team lost one game his junior year (had 17.5 average) and two his senior year...was offered basketball scholarships at Div. I level...was hoop league's MVP as junior...competed on boxing team (as freshman)...hobbies: outdoor activities, real estate, fixing antique cars (once bought car for 50 dollars)...given name: Thomas Bernard Rehder II.

**GAMES PLAYED/STARTED:** 1988-16/0.



## **JOHNNY REMBERT 52**

ILB 6-3 234

CLEMSON 7th year

DOB: 1-19-61 at Hollandale, MS

HOW ACQUIRED: D-4, 1983 (101st)

PRO BOWL SEASON: 1988

**PRO:** In 1988, his first year as full-time starter, made Pro Bowl as starter...initially was selected first alternate, but because of injuries to other players, was a starter come game-time...was second on NE team in tackles with 137 (18 vs. Miami on 11-6) and led team in solo tackles (98, 12 vs. Miami)...also had 15 total tackles in game at Miami on 11-20...finished season with two interceptions (for 10 yards), three sacks (tied for third best on team, for 60 yards) and 12 passes defended (tied for second best on team)...was team leader in fumbles recovered with three (two at Jets on 11-13) and had one forced fumble...started all but one game (missed

start at Indy on 10-2, missing because had minor surgery earlier in week; played most of game, though)...named AFC Defensive Player of Week for Miami game of 11-6...named Dr. Z's All-Pro in Sports Illustrated, Football News All-AFC and UPI All-AFC (second team)...an outstanding athlete, he remains on field when opponents faced with passing situation...has fine speed and size...coach Berry told Rembert prior to season that he had talent to become a Pro Bowl selection...in 1987, played in 11 games and had one start (at Giants on 11-8)...had 36 tackles (25 solos), two sacks for nine yards, one interception for one yard and was tied for second on team in forced fumbles with two...also tied for team lead in special teams tackles at 12 (nine solos; LB Reynolds also had 12 tackles)...missed opening game—vs. Miami on 9-13—with injury...in start vs. Giants, had 10 tackles (six solos)...in 1986, started 10 regular season games (five starts at the left inside linebacker position, four others at the right inside spot and one at middle linebacker)...took advantage of the playing time to finish third on the team in tackles (103, with 72 first-hits)...also had one interception for 37 yards, had four sacks for 41 yards, knocked down two passes, recovered three fumbles (one TD, in season-opener vs. Indianapolis, 9-7-86; that was his second career regular season TD; also has one in playoff) and led the team in forced fumbles with six...vs. Miami, on 10-5-86, used extensively at left inside linebacker after Nelson injured (ankle in first quarter)...vs. Jets, on 10-12-86, made first start of season for injured Nelson...had first career interception at Buffalo on 10-26-86 with 37 yard return of Jim Kelly pass before lateralling to Tippet who went 32 for 69-yard return to set up NE TD...at Miami, on 12-22-86, got through line on Miami punt and prevented Reggie Roby from punting ball (tackled at Miami 35, and NE converted turnover into FG)...in 1985 started five games at right inside linebacker spot...had three solos on special teams in regular season...tied for team lead in fumbles recovered with three (shared with Tippet, Nelson and Marion) and also had one fumble recovery in playoffs...had two TDs on fumble recoveries (in EZ at Cleveland, on 10-6, off kickoff return for first pro TD) and at NY Jets in wildcard playoff game, on 12-28, when forced fumble and returned 15 yards to give NE 23-7 lead, thus 1st NE player to ever do it twice in one season (1st special teams TD in team's history in playoffs)...he was injured (left knee) in third preseason game of 1984, at Washington (8-17-84), and was placed on IR on 8-28-84...was reactivated 11-3-84 for game at Denver...finished season with seven solos, eight assisted tackles and had a half a sack for a two yard loss after recovering from left knee injury...In 1983 he filled in for the injured Steve Nelson, making eight starts while playing in 15 games...finished the year as the team's fourth leading tackler with 110 total stops...had ten or more total tackles in six of 15 games played in '83...turned in a stellar performance in starting role vs. San Francisco (10-2-83) when he was in on 15 tackles, had one QB sack and one pass deflection...showed his pass coverage ability in Patriots' 21-7 victory over the Bills (11-6-83) when he deflected three passes...also had three tackles and eight assists that same game...selected in the fourth round of the '83 draft by the Patriots (101st selection overall).

**COLLEGE:** Was the second leading tackler for the Tigers behind All-America FS Terry Kinard (1st round choice of the NY Giants) in '82...entered Clemson as a Junior College All-America from Cowley County Community College in Arkansas City, KS...while at Clemson he was in on 86 tackles, broke up eight passes, recorded one sack and intercepted eight passes for 142 yards and two TDs...also recorded one TD junior year vs. South Carolina when he pounced on a blocked punt in the end zone...for his outstanding efforts he was twice named the ACC Defensive Lineman-of-the-Week during his senior campaign.

**PERSONAL:** Married (Meltena)...has a son, Johnny, Jr. (10), and a daughter, Brandis Nycole (2½)...a Recreation and Parks Administration major...lists dancing and listening to music among his favorite pastimes...comes from a family of eleven children...was a Florida prep All-Star at DeSoto High School...given name: John Lee Rembert.

**GAMES PLAYED/STARTED:** 1983-15/8, 1984-7/0, 1985-16/6, 1986-16/10, 1987-11/1, 1988-16/15. Total: 81/40.

#### DEFENSIVE STATISTICS

Year	G	Tackles		Sacks	Fum. Rec.	Pass Def.
		Solo	Assists			
1983	15	49	61	2	1	4
1984	7	7	8	½	0	0
1985	16	33	20	0	3*	3
1986	16	72	21	4	3#	2
1987	11	25	11	2	0	2
1988	16	98	39	3	3	11
Totals	81	284	170	11½	10	22

\*Recovered fumble in end zone for TD at Cleveland, 10-6-85.

#Recovered fumble in end zone for TD vs. Indianapolis, 9-7-86.

**OTHER STATS:** Forced Fumbles: 1983-1, 1986-6, 1987-2, 1988-1. Interceptions: 1986-one for 37 yards, 1987-one for 1 yard, 1988-two for 10 yards. Kickoff Returns: 1986-three for 27 yards.

## PLAYOFF STATISTICS


**GAMES PLAYED/STARTED:** 1985-4/0, 1986-1/1. Total: 5/1.

### DEFENSIVE STATISTICS

Year	G	Tackles		Sacks	Fum. Rec.	Pass Def.
		Solo	Assists			
1985	4	5	0	0	1*	0
1986	1	2	1	0	0	1
Totals	5	7	1	0	1	1

\*Recovered fumble, returned 15 yards for TD at NY Jets, 12-28-85.

**OTHER STATS:** Forced Fumbles: 1985-1. Interceptions: 1986-one for 0 yards.



## ED REYNOLDS 95

LB 6-5 242

VIRGINIA 7th year

DOB: 9-23-61 at Stuttgart, Germany

HOW ACQUIRED: FA, 1983

**PRO:** Signed three-year contract on 5-11-89...in 1988, had first year as team's full-time starter, playing left inside linebacker position...started 14 games; was inactive for 10-30 game at Buffalo and did not play following week vs. Chicago on 10-30 (due to twisted ankle)...was third on team in tackles with 112 (72 solos)...was second on team in forced fumbles with two, had one pass defended...had best game vs. Tampa Bay on 12-11 with career-high 15 tackles (seven solos)...was valuable reserve in previous years with team...one of smartest players on team, he studies game in-depth and is very competitive performer...played in all 12 non-strike games in 1987 and started one game (vs. Giants on 11-8-87, at inside LB when McGrew moved to outside)...had 27 tackles (18 solos), two sacks for 12 yards and forced one fumble (at Giants, 11-8)...on special teams, played well with 12 tackles (seven first-hits) to tie with Rembert for team lead...in 1986, started three games due to injuries to linebackers Steve Nelson and Andre Tippett...finished campaign with 55 tackles (33 first-hits), had one sack for eight yards, two pass knockdowns, one fumble recovery and two forced fumbles...was also a solid performer on special teams, placing second behind Mosi Tatupu in tackles with 24 (20 first-hits)...in game at Pittsburgh (10-19-86), made first career start (at right inside linebacker position) and finished game with six solo tackles and three assisted tackles to tie Tippett for team lead in total tackles...in 1985, had four tackles (three assists) in regular season and had one assisted tackle in playoffs...had six tackles (five solos) on special teams in regular season and added four (two 1st-hits) during playoffs...spent some time on IR list due to left knee sprain (hurt in 1st game, vs. Green Bay) and placed on IR 9-10-85 and reactivated on 10-11-85...in 1984, played reserve role at inside linebacker position...had 15 solos and 16 assisted tackles...was originally signed by NE as rookie free agent on 5-10-83...waived on 8-29-83 on final roster reduction to 49 active players...re-signed on 9-28-83 when LB Brian Ingram was lost for season after suffering knee injury in fourth game...played in 12 regular season games and was big contributor on special teams.

**COLLEGE:** Was a four-year letterman for the Cavaliers...played down defensive lineman in 4-3 scheme while at Virginia...played both inside as a tackle and outside as defensive end.

**PERSONAL:** Married (Pamela)...graduated from Virginia with degree in Elementary Education...selected Academic All-American in college...earned seven letters at Drewry Mason (Va.) High School in football, basketball and track...was prep honorable mention All-State, All-Piedmont and All-Region...comes from family of six children...spends off-season in Army Reserves as 1st Lt. — promotable to captain in July — after going through ROTC program while at Univ. of Virginia (his dad, Randolph, is re-

tired from Military; Ed born in Stuttgart, West Germany while his dad served overseas)...hopes to make military his full-time job after football-playing days over...made numerous speaking engagements in his area during off-season, speaking to schools, clubs and churches...hobbies: hunting, shooting pistols, cooking and jogging...on Army Reserves pistol and rifle team...given name: Edward Rannell Reynolds.

**GAMES PLAYED/STARTED:** 1983-12/0, 1984-16/0, 1985-12/0, 1986-16/3, 1987-12/1, 1988-14/14. Total: 82/18.

#### DEFENSIVE STATISTICS

Year	G	Tackles		Sacks	Fum. Rec.	Pass Def.
		Solo	Assists			
1983	12	1	6	0	1	0
1984	16	15	16	0	0	0
1985	12	1	1	0	0	0
1986	16	33	25	1	1	2
1987	12	18	9	2	0	0
1988	14	72	40	0	0	1
Totals	82	120	97	3	2	3

**OTHER STATS:** Forced Fumbles: 1983-1, 1984-1, 1986-2, 1987-1, 1988-2.


#### PLAYOFF STATISTICS

**GAMES PLAYED/STARTED:** 1985-4/0, 1986-1/0. Total: 5/0.

#### DEFENSIVE STATISTICS

Year	G	Tackles		Sacks	Fum. Rec.	Pass Def.
		Solo	Assists			
1985	4	0	1	0	0	0
1986	1	2	0	0	0	0
Totals	5	2	1	0	0	0

**OTHER STATS:** Forced Fumbles: 1985-1.



## **WILLIE SCOTT 88**

TE 6-4 245

SOUTH CAROLINA 9th year

DOB: 2-13-59 at Newberry, SC

HOW ACQUIRED: T-Kansas City, 1986

**PRO:** In 1988, dressed three games and started one (vs. Buffalo on 9-18)...spent last 12 weeks (from 9-30) on IR with knee injury...finished season with one catch, an eight-yarder vs. Buffalo...in 1987, played in nine games (last nine games of season) and started one (at Houston on 10-25)...had five catches for 35 yards with long of 15...had one TD catch (three yards vs. Philly on 11-29-87)...was released by team in final cutdown to 45 and returned to team on 10-15-87 (as replacement player—remained with team rest of season)...had two special teams tackles (both solos)...a fine blocker, used in team's goal-line offense when double-tight ends used...blocked punt—his first in NFL—vs. Indy on 11-22-87 and returned it for three-yard TD...had two off-season operations, on collar bone on 1-6-88 and on wrist on 3-31-88...in 1986, was picked up in trade with Kansas City Chiefs early in training camp...caught eight passes during '86 for 41 yards...was used on special teams (had two first-hit and one assisted tackles over regular season)...suffered groin injury that caused him to miss three consecutive games—at Indianapolis on 11-9-86; at LA Rams on 11-16-86; vs. Buffalo on 11-23-86—and saw limited action at New Orleans on 11-30-86...was the third-leading tight end in KC Chiefs history with 75 receptions over five years (behind Fred Arbanas with 198 and Walter White at 163)...played in all but one game (71 of 72; 42 starts) in five years with Chiefs...had 682 yards and 11 TDs in his 75 catches as a Chief...in 1985 with KC, was used mainly as a blocker (five catches 61 yards)...in 1984, set career high in receiving yards with 253 (on 28 catches, one shy of his personal best)...started 12 of 15 games in 1984...ended 49 consecutive game string—and 25 starts—by missing

Tampa Bay game due to bronchitis...in 1983, had career-high 29 catches (247 yards)—more than double his stats of his first two pro seasons...in 1982, had eight catches for 49 yards and one TD in starting four of nine games...in 1981, got off to slow start as rookie when fractured finger kept him from playing in any preseason games...started three of 16 regular season games (had five catches for 72 yards and one TD)...was first tight end and 14th choice overall in the 1981 draft, after being selected by Kansas City.

**COLLEGE:** Finished collegiate career at South Carolina as school's 10th-leading career receiver with 63 receptions for 787 yards and seven TDs...was AP All-American HM selection as senior...was key blocker in South Carolina's system which enabled teammate George Rogers to win Heisman Trophy in 1980...played in two tight end offense much of collegiate career.

**PERSONAL:** Married (Gloria)...has degree in health education...enjoys classical music, traveling and playing golf...spends great deal of off-season speaking to youth groups...member of the Omega Psi Phi Fraternity, is life member of the Omicron Phi chapter...given name: Willie Louis Scott, Jr.

**GAMES PLAYED/STARTED:** 1981-16/3, 1982-9/4, 1983-16/16, 1984-15/12, 1985-16/5, 1986-13/0, 1987-9/1, 1988-3/1. Total: 97/42.

#### RECEIVING

Year	Club	G	No.	Yds.	Avg.	LG	TD
1981	Kansas City	16	5	72	14.4	26	1
1982	Kansas City	9	8	49	6.1	13	1
1983	Kansas City	16	29	247	8.5	22	6
1984	Kansas City	15	28	253	9.0	27	3
1985	Kansas City	16	5	61	12.2	21	0
1986	NE	13	8	41	5.1	8t	3
1987	NE	9	5	35	7.0	15	1
1988	NE	3	1	8	8.0	8	0
Totals		97	89	766	8.6	27	15

**OTHER STATS:** Blocked Punts: 1987-1 (vs. Indianapolis on 11-2, returned 3 yards for touchdown).

#### Single Game Career Highs

Most Receptions—7 vs. San Diego 9-12-83 (KC)

5 at Cincinnati 9-9-84 (KC)

5 at Denver 9-23-84 (KC)

Most Yards Receiving—48 vs. Denver 9-23-84 (KC)

47 vs. San Diego 10-14-82 (KC)

44 at New England 10-4-81 (KC)

Longest Receptions—27 vs. San Diego 10-14-84 (KC)

Most TDs Receiving—1 (14 times)

Most Recent: at Indianapolis, 11-9-86 (NE)

Longest TD Receptions—21t at Seattle 12-1-85 (KC)

21t vs. Cincinnati 11-13-83 (KC)

19t vs. LA Rams 10-20-83 (KC)


#### PLAYOFF STATISTICS

**GAMES PLAYED/STARTED:** 1986-1/0.

#### FOR THE RECORD...

The Patriots' defense came up with 35 turnovers in 1988 (20 interceptions, 15 fumbles) and used those turnovers to score 88 points on 12 TDs (two extra-points missed) and two FGs. The Patriots scored 14 of the 35 times they gained the ball on turnovers (40.0%).

The Patriots' offense coughed up the ball 38 times (28 interceptions and 10 fumbles) and allowed 68 points on those turnovers on eight TDs and four FGs. The New England foes scored 12 of the 38 times they gained the ball on turnovers (31.6%).



## **ERIC SIEVERS 49**

TE 6-4 238

MARYLAND 9th year

DOB: 11-9-57 at Urbana, IL

HOW ACQUIRED: FA (UNP.), 1989

**PRO:** Signed with NE as unprotected free agent on 3-31-89...Patriots like his experience, and the fact he can both block and catch the ball...hard worker, both in and out of season...in 1988, played for both the San Diego Chargers and the Los Angeles Rams...played in one regular season game and one playoff game (wild-card game) with the Rams, after being claimed off waiver wire on 12-7-88 (when Chargers tried to bring him off IR)...spent his first seven-plus seasons with Chargers...in 1988, played the first five games with Chargers (one reception for two yards) before being placed on IR on 10-12-88 with a neck injury...best seasons were in 1984 and 1985 when had 41 catches for 438 yards in each of those seasons, with six TDs in 1985 and three in 1984...in 1986, was slowed by knee injury and played in nine games (one start), catching two passes for 14 yards...had 11 starts while playing in 16 games in 1985 and 13 starts in 14 games in 1984...had his best game in terms of catches and yards vs. Miami on 11-18-84 with 12 catches for 119 yards (three weeks after had arthroscope on knee)...in 1983, played in all 16 games (nine starts) and caught 33 passes — one shy of total for first two seasons — for 452 yards, with three TDs...in 1982, in nine games (two starts), had 12 catches for 173 yards...as rookie in 1981, started 10 games and caught 22 passes for 276 yards with three TDs...named to UPI All-Rookie team...in 1987, had no receptions while playing in 12 games (one start)...was fourth-round draft pick by Chargers in 1981 draft (107th player selected).

**COLLEGE:** Caught 60 passes for 833 yards (13.9 avg.) in four seasons at Maryland — 16 catches for 300 yards in 1977, 21 catches for 258 yards in 1978, four catches for 54 yards in injured-filled 1979 and 19 catches for 221 yards in 1980...team went 30-16-0 in his years there, with 7-4-0 records in 1977 and 1979 and 8-4-0 in 1978 and 1980; team placed 2nd in ACC in 1978-80, after placing third in 1977...played in three bowl games (Hall of Fame Bowl in 1977, beating Minnesota, 17-3; Sun Bowl in 1978, losing to Texas, 42-0 and Tangerine Bowl in 1980, losing to Florida, 35-20)...played in Senior Bowl and East-West Shrine game...voted Maryland's most valuable lineman following 1978 and 1980 seasons...roomed four years with safety Lloyd Burruss (Kansas City Chiefs).

**PERSONAL:** Married (Diana) and has son, Timothy (2)...attended Washington and Lee HS in Arlington, Va....was outstanding football, basketball and track performer in HS...in football, played tight end, middle guard and kicker...kicked 40 PAT-kicks, three FGs and had 14 TDs...a very community-minded player: in 1985, named Chargers' Man of Year and was voted finalist and runner-up among 28 NFL nominees...in 1984, boxed an exhibition with heavyweight champion Larry Holmes to raise money for an injured San Diego boxer...was a regional Honorary Chairman and on Board of Directors for National Kidney Foundation of Southern California, plus working with American Cancer Society and United Way/CHAD...while with Chargers, donated \$25 a catch and \$50 a TD to the homeless and hungry in his "Sievers' Receivers" program, which helped raise \$150,000 over a three-year period...given name: Eric Scott Sievers.

**GAMES PLAYED/STARTED:** 1981-16/10, 1982-9/2, 1983-16/9, 1984-14/13, 1985-16/11, 1986-9/1, 1987-12/1, 1988-6/0 (5/0 with Chargers and 1/0 with Rams). Total: 98/47 (97/47 with Chargers and 1/0 with Rams).

### **FOR THE RECORD...**

The Patriots gave up 13 or fewer points in seven games in 1988. There were two games that New England gave up three points and three games in which New England allowed just seven points.



# RECEIVING

Year	Club	G	No.	Yds.	Avg.	LG	TD
1981	San Diego	16	22	276	12.5	32	3
1982	San Diego	9	12	173	14.4	26	1
1983	San Diego	16	33	452	13.7	28	3
1984	San Diego	14	41	438	10.7	24	3
1985	San Diego	16	41	438	10.7	30t	6
1986	San Diego	9	2	14	7.0	9	0
1987	San Diego	12	0	0	—	—	—
1988	SD/LA Rams*	6	1	2	2.0	2	0
Totals		98	152	1793	11.8	32	16

\*Played in five games with San Diego (during which he caught one pass for two yards) and one game with LA Rams.

**OTHER STATS:** Rushing: 1983-one for -7 yards. Kickoff Returns: 1981-two for four yards, 1982-one for 17 yards, 1983-one for six yards, 1985-one for three yards. Fumbles: 1981-1, 1984-1. Fumble Recoveries: 1981-1, 1984-1.

# PLAYOFF STATISTICS

**GAMES PLAYED/STARTED:** 1981-2/0, 1982-2/1.

# RECEIVING

Year	Club	G	No.	Yds.	Avg.	LG	TD
1981	San Diego	2	1	13	12.5	13	0
1982	San Diego	2	4	38	9.5	16	1
Totals		4	5	51	10.2	16	1


**OTHER STATS:** Kickoff Returns: 1982-one for 15 yards.

# Single Game Career Highs

Most Receptions—12 vs. Miami 11-8-84 (S.D.)  
6 at Seattle 9-18-83 (S.D.)  
6 vs. Seattle 9-15-85 (S.D.)  
6 vs. Kansas City 10-13-85 (S.D.)  
Most Yards Receiving—119 vs. Miami 11-8-84 (S.D.)  
115 at Seattle 9-18-83 (S.D.)  
Longest Receptions—32 vs. Oakland 12-21-81 (S.D.)  
31 at Kansas City 9-20-81 (S.D.)  
31 vs. Kansas City 11-1-81 (S.D.)  
Most TD Receptions—2 at Seattle 9-18-83 (S.D.)  
2 vs. Miami 11-8-84 (S.D.)  
2 at Cincinnati 9-22-85 (S.D.)  
Longest TD Receptions—30t at Buffalo 9-8-85 (S.D.)  
27t Oakland 12-21-81 (S.D.)  
27t at Seattle 9-18-83 (S.D.)

# 100 Yard Receiving Games

1983—at Seattle (9-18) 115-6-2 (27t)  
1984—vs. Miami (11-8) 119-12-2 (24t)



# KENNETH SIMS 77

DE 6-5 271  
TEXAS 8th year  
DOB: 10-31-59 at Kosse, TX  
HOW ACQUIRED: D-1a, 1982 (1st)

**PRO:** Played in only one game in 1988, starting vs. Jets in opener on 9-4 and completely ruptured the Achilles' tendon in left leg on final defensive series...had five solo tackles and one recovered fumble in that game...had surgery on 9-5, and placed on IR 9-6...worked hard to rehab himself during off-season, living in Fox-boro area most of time...signed one-year contract on 4-18-89...in 1987, played in all 12 non-strike games and started seven (last seven of season)...rebounded from injury-filled year of 1986 (back injury) when played in only three games...came on strong in 1987 to finish eighth on team in tackles with 43 (34 first-hits); also had 1.5 sacks for 11 yards, five pass deflections, one forced fumble and one reco-

vered fumble...in 1986, was only able to play in three games (no starts) due to back injury (made nine tackles in those games, with six of the hits being unassisted tackles)...was put on IR for the first time on 9-2-86 with back and hip injury, missing the first six games; played next three games, did not play in the next three and put on IR for second time, this time for remainder of year, prior to New Orleans game of 11-30-86...in first appearance of 1986, at Pittsburgh on 10-19, came in for injured Brent Williams in second quarter; in fourth quarter of that Pittsburgh game, recovered fumble and returned it six yards to Pittsburgh 20 to set up FG...hurt back on 11-2-86 vs. Atlanta and went on IR 11-28 for rest of season...had back operation to remove ruptured disc during 1987 off-season...had best year as pro in 1985, until suffering injury at Indy, on 12-1, when fractured left fibula in making tackle in 2nd quarter...was placed on IR on 12-4-85...this was the 2nd time that Sims fractured his left fibula as a pro—suffered same injury final pre-season game of 1983, and missed 1st 10 games of regular season that year...also broke right fibula while in college...at time of injury, led NE's defensive line in tackles with 47 1st hits and 18 assists for 65 total tackles...also had five and a half sacks for 29 yards and one fumble recovery...awarded 10th annual Jim Lee Hunt Award as team's outstanding lineman, as selected by NE coaches (presented by the 1776 Quarterback Booster Club)...in 1984, had 33 solos and 57 assists to lead the team's defensive linemen...had three and a half sacks for 22 yards, with 21 pressures (second best to Tippet's 22)...caused one fumble, deflected two passes in playing 1160 plays (2nd most on defense to Clayborn's 1186 plays)...injuries hampered Ken's performance during the '83 season...played in five games...suffered fractured left fibula in final preseason game at Tampa Bay and missed first ten games of season...was Patriots' most productive defensive lineman during his rookie campaign (1982), when he was team's fourth rated tackler with 72 total tackles and tied for team lead in QB sacks with 4½ for -32 yards...also led the team in QB pressures with 13 and recorded one pass deflection and caused one fumble...made smooth transition from DT in a four-man front at Texas to DE in the Patriots' front three...was first pick overall in the 1982 draft.

**COLLEGE:** Named to every All-American team as senior...also won Lombardi Trophy and was runner-up in the Heisman Trophy and Outland Trophy balloting...first quarter vs. TCU (11-14-81), the Longhorns' ninth game of the year, he suffered a right broken fibula and sprained ligaments in right ankle and missed the balance of senior year...despite injury, averaged 120 tackles a season (12 per game) as starter over junior, senior years.

**PERSONAL:** Single...majored in education...established the Kenneth Sims Endowed Presidential Scholarship for Women's Athletics at the University of Texas (the fund provides annual scholarships for UT's nationally acclaimed Department of Intercollegiate Athletics for Women)...hobbies include golf, fishing, hunting and collecting records (jazz, pop, blues)...seventh child in family of eight...raised in Kosse, TX (pop. 484) and played at Groesbeck HS...helps raise funds for Breckenridge Children's Hospital in Austin, Tx., and visits Mass. Hospital School for Children in Canton, Ma....given name: Kenneth Wayne Sims.

**GAMES PLAYED/STARTED:** 1982-9/9, 1983-5/2, 1984-16/16, 1985-13/13 (placed on Injured Reserve 12-4), 1986-3/0 (On Injured Reserve 9-2 to 10-17; re-placed on Injured Reserve 11-28), 1987-12/7, 1988-1/1. Total: 59/48.


#### DEFENSIVE STATISTICS

Year	G	Tackles		Sacks	QB Press.	Fum. Rec.	Pass Def.
		Solo	Assists				
1982	9	26	46	4	13	0	1
1983	5	7	14	0	1	0	0
1984	16	33	57	3½	21	0	2
1985	13	47	18	5½	—	1	0
1986	3	6	3	½	—	1	0
1987	12	34	9	1½	—	1	5
1988	1	5	0	0	—	1	0
Totals	59	158	147	15	35	4	8

**OTHER STATS:** Forced Fumbles: 1982-1, 1984-1, 1987-1. Blocked FG attempt vs. Green Bay on 9-8-85.

#### PLAYOFF STATISTICS

**GAMES PLAYED/STARTED:** 1982-1/1, 1985-On Injured Reserve, 1986-On Injured Reserve. Total: 1/1.



## JASON STAUROVSKY 4

(pronounced star OFF ski)

PK 5-9 170

TULSA 3rd year

DOB: 3-23-63 at Tulsa, OK

HOW ACQUIRED: FA, 1989

Right-footed soccer style kicker

**PRO:** Signed as FA with NE on 10-26-88...was team's FG kicker in final 8 games, scoring 35 points in going 7-of-11 on FGs and 14-of-15 on PAT-kicks...was 3-of-4 on FGs 20-29 yds. and 4-of-5 on FGs 40-49 yds....scored all NE's points in a 6-3 win at Miami (and vs. former NE kicker Tony Franklin) on 11-20 (on FGs of 22, 34 yds.)...scored game-winner (3:08 into OT, from 27 yds.) vs. Tampa Bay on Dec. 11th, NE's first OT win...was one of four kickers at NE's 1988 training camp; no FG tries, and was 2-of-2 on PATs (vs. Atlanta, 8-6)...first signed with NE on 4-20-88; waived 8-16-88...played with Cardinals during three-game replacement games and had nine points (1-for-3 in FGs, 6-for-6 on PAT-kicks)...had three PAT-kicks at Washington on Oct. 4th (Washington won, 28-21) and missed FGs from 25, 41 yds....following week (Oct. 11th), made all three PAT-kicks in 24-10 win vs. New Orleans, and made only FG try (24 yds.)...with Buffalo in 1986 training camp (zero-of-two in FGs, missing 38-yarder vs. Cleveland and 27-yarder vs. Kansas City); was two-of-two on PAT-kicks.

**COLLEGE:** Played college football in 1981, 1983, 1985...holds school records for most pts in career (281 in 42 games), most PATs-made in career (122), most field goals-made in career (53), best PAT-kick percentage in season (100%, 31-of-31 in 1985 and 35-of-35 in 1981)...made 53 of 75 FGs, 70.6%, in college career; was 122-of-124 (98.4%) in PATs...made 61 straight PATs...had long FG of 56 yds. as junior...four-year letterman, came to Tulsa as walk-on (wanted to be team manager, but when top placekicker injured, he stepped in)...as well as making all 35 PATs, he made 8-of-12 FGs as frosh, making second-team all-league...red-shirted in 1982 (previous kicker returned)...as senior, made 15-of-18 FGs and all 31 PATs...made all-Missouri Valley Conference second team by both AP and UPI and academic all-league as junior, senior...as junior, made 27-of-28 PATs and 16-of-24 FGs, including 56-yarder vs. Southern Illinois — was 2nd in league in kick-scoring with 75 pts...voted team's most popular player by fans as junior, senior...as junior and senior, had three games with three FGs tied school, league mark with four FGs (55, 44, 47 and 39 yards) vs. Northwest La. State in 1983, sophomore year...had 56-yard FG in season-opener vs. San Diego State in 1983.

**PERSONAL:** Single...majored in finance...attended Bishop Kelley HS (Tulsa, Ok.)...dad, Russell, is a soccer official and has officiated games at pro level...Jason's mom, Anne, coached soccer at various levels for 13 years (including HS level)...sister, Jamie, played soccer at Univ. of Tulsa, where was capt., and is now varsity coach of Casia Hall HS girls team...younger sister, Jill, very successful hairstylist in Tulsa...played soccer, baseball, football in HS...as senior, was six-of-nine on field goals and made 26-of-29 PAT-kicks; named all-league and all-district...was all-state soccer pick as junior...in baseball, was all-city HM as junior, senior...hobby: golf...makes speeches to HS, college students for Fellowship of Christian Athletes, and numerous anti-drug talks...given name: Jason Charles Staurovsky.

**GAMES PLAYED/STARTED:** 1987-2/0, 1988-8/0. Total: 10/0.

### KICKING STATISTICS

Year	Club	G	FGM	FGA	Pct.	LG	XPM	XPA	Pts.
1987	St. Louis	2	1	3	33.3	24	6	6	9
1988	NE	8	7	11	63.6	35	14	15	35
Totals		10	8	14	57.1	35	20	21	44

**FIELD GOAL ACCURACY**  
(Regular Season Only)


Year	Club	1-19	20-29	30-39	40-49	50-plus	Total
1987	St. Louis	0-0	1-2	0-0	0-1	0-0	1-3
		0%	50%	0%	0%	0%	33.3%
1988	NE	0-0	3-4	4-5	0-2	0-0	7-11
		0%	75%	80%	0%	0%	63.6%
Totals		0-0	4-6	4-5	0-3	0-0	8-14
		0%	66.7%	80%	0%	0%	57.1%

**1988 GAME-BY-GAME**

	at	at	at	at	at	at	at	at	at	at	at	at	at	at	at	at
	NYJ.	MIN.	BUF.	HOU.	IND.	GB.	CIN.	BUF.	CHI.	MIA.	NYJ.	MIA.	IND.	SEA.	TB.	DEN.
									35+			22+	43-	34+	36-	32+
												34+	27-	22+	27+	40-
Game	DNP	DNP	DNP	DNP	DNP	DNP	DNP	DNP	1-1	0-0	0-0	2-2	0-2	2-2	1-2	1-2
Seas.	0-0	0-0	0-0	0-0	0-0	0-0	0-0	0-0	1-1	1-1	1-1	3-3	3-5	5-7	6-9	7-11

+denotes successful field goal

-denotes unsuccessful field goal



**JOHN STEPHENS 44**

RB 6-1 215

NORTHWESTERN (La.) ST. 2nd year

DOB: 2-23-66 at Shreveport, LA

HOW ACQUIRED: D-1, 1988 (17th)

PRO BOWL SEASON: 1988

**PRO:** An outstanding talent, there's no question he has the ability to be something special as a pro...fine competitor and team player...also an excellent blocker...played in all 16 games, had 14 starts...rushed for 1,168 yards on 297 carries (3.9 avg.) and was selected to Pro Bowl as starter by his peers, as well as winning the Old Spice/NFL Rookie of the Year award, the AP NFL Offensive Rookie of the Year, the World Almanac Bert Bell Trophy (NFL's best rookie) and the first annual Gale Sayers Humanitarian Citation...named to all of the All-Rookie teams...was second NE player to make Pro Bowl as rookie (since team joined the NFL) — other CB Mike Haynes in 1976..has only seven percent body fat...named Old Spice/NFL Rookie of Week four times (at Buffalo 10-23, vs. Chicago 10-30, vs. Miami 11-6 and vs. Seattle 12-4)...broke into starting lineup third game of season (vs. Buffalo on 9-18) and finished second in the AFC and fifth in NFL in rushing...also fine pass receiver, having 14 catches for 98 yards (7.0 avg., long of 17); was fifth in AFC — tied for 12th in NFL — in total yards from line of scrimmage with 1,266 yards (98 receiving)...one of 22 rookies ever to gain 1,000-yards rushing...led NE in rushing in all but two games...had five 100-yard games — already moved into sixth on the team's all-time list for number of 100-yard rushing games...best game was 134 yards (on 25 carries) at Buffalo on 10-23 — marking first time in 35 non-strike games that a NE runner had 100-plus rushing yards (first since final game, vs. Cincinnati on 12-22, of 1985 regular season)...had 130 yards on 17 carries at Denver on 12-17 and 124 yards on 35 carries vs. Chicago on 10-30 (the 35 carries is second in team's history for number of rushes in a game)...only had one 1,000-yard rushing season in college, his sophomore year of 1985 (1,001 yards on 202 carries, 5.0 avg.)...is just one of five players in NE history to gain 1,000-yards in a season (done six times, twice by Jim Nance)...only lost one fumble over season (handled ball 311 times, 297 rushes and 14 catches); lost fumble came vs. Chicago on 10-30...was second on team in rushing TDs with four (FB Perryman had six)...ended season just three carries away from setting club record for most rushes in a season.

**COLLEGE:** Set school's career records in carries (653) and yardage (3,057)... also had 58 catches for 716 yards (12.3 avg.) during career...was member of track team in college (running 60-yard dash)...can bench-press 445 pounds, power clean 360 pounds; runs the 100-yard dash in 9.86, the 40 in 4.38 and the 30-yard dash backwards in 4.15...has vertical jump of 35½ inches...had 10 games in which he had 100 or more rushing yards...helped himself with fine play in Blue-Gray all-star game and Senior Bowl game; had 57 yards on 10 runs with long run of 16 yards in Blue-Gray game and caught three passes for 26 yards with long catch of 12

yards (his Gray team won, 12-10), and in Senior Bowl had six runs for 31 yards (long of 18) and had three catches for 40 yards (long of 20) as his South team lost, 21-7...as senior in 1987, had 646 yards on 132 carries (4.9 avg.) with six TDs and caught 12 passes for 133 yards (11.1 avg.) while playing in nine games (missed two with knee injury, had arthroscope)...in 1986, was HM All-American by AP, first-team All-Gulf Star Conference and first-team all-state by Louisiana Sports Writers Assn. (all honors also in 1985)...ranked second in league in rushing with 943 yards on 204 carries for a 4.6 avg., with three TDs...caught 14 passes for 186 yards (13.3 avg.) and one TD (had an 82-yard TD off a short pass when team faked punt vs. McNeese State in 9-3 win)...in 1985, became third runner in school's history to run for more than 1,000 yards in a season when he had 1,001 yards on 202 carries (5.0 avg.) and five TDs; had 526 rushing yards in last four games of season (tied school record with four consecutive games with 100 yards, including career-best overall game 177 yards on 34 carries and four catches for 69 yards vs. SE Louisiana)...caught 20 passes for 217 yards and two TDs...in 1984, as a freshman ran for 467 yards on 115 rushes (4.1 avg.) and five TDs...caught 12 passes for 180 yards (15.0 avg.) and one TD (51-yarder on screen pass vs. SW Texas State)...had 51 yards on three kick returns.

**PERSONAL:** Married (Kim); they have one child, daughter Ashley (1)...majored in general studies in college...named Roxbury (Ma.) Comprehensive Community Health Center Man of Year in 1989; he often speaks to youth at Center and helps raise funds for RCCHC...held golf tournament on Cape Cod for Center in spring of '89...is honorary chairman for Massachusetts Chapter of the Multiple Sclerosis Society...built year-round home in Foxboro...wrote biography during off-season, and book expected out in September of 1989...was an offensive lineman (guard) at Springhill (La.) HS until the team's top runner hurt knee in spring prior to John's senior year—moved to tailback and named Offensive MVP in state with 1,984 rushing yards and 28 TDs (seven of the TDs were longer than 50 yards)...also played linebacker, was two-year varsity starter, making all-district as junior...also on school's track team, running 220 (best of 21.3), shot put (best of 60-0, winning state title as senior) and mile relay... also member of school's weight-lifting club for three years...has three younger sisters...hometown had parade for him on July 1st, 1988...hobbies: hunting and fishing...given name: John Milton Stephens.

**GAMES PLAYED/STARTED:** 1988-16/14.

RUSHING							RECEIVING				
Year	G	No.	Yds.	Avg.	LG	TD	No.	Yds.	Avg.	LG	TD
1988	16	297	1168	3.9	52	4	14	98	7.0	17	0


**OTHER STATS:** Fumbles: 1988-3. Fumble Recoveries: 1988-3 (including recovering a fumble by Patriots' Robert Perryman in the endzone for a touchdown vs. Cincinnati on 10-16-88).

**Single Game Career Highs**

Most Carries—35 vs. Chicago 10-30-88  
31 vs. Seattle 12-4-88  
25 at Buffalo 10-23-88  
25 vs. Miami 11-6-88  
Most Yds. Rushing—134 at Buffalo 10-23-88  
130 at Denver 12-17-88  
124 vs. Chicago 10-30-88  
Longest Runs—52 at Denver 12-17-88  
23t at Denver 12-17-88  
21 vs. Seattle 12-4-88  
Most TDs Rushing—1 (done four times)  
Most Recent: at Denver 12-17-88  
Longest TD Runs—23t at Denver 12-17-88  
13t vs. Miami 11-6-88  
Most Receptions—3 vs. Miami 11-6-88  
3 at Denver 12-17-88  
Most Yds. Receiving—29 at Denver 12-17-88  
17 at Houston 9-25-88  
Longest Receptions—17 at Houston 9-25-88  
16 at Buffalo 10-23-88

**100 Yard Rushing Games**

1988—at Buffalo (10-23) 25-134-1 (17)  
at Denver (12-17) 17-130-1 (52)  
vs. Chicago (10-30) 35-124-0 (11)  
vs. Seattle (12-4) 31-121-0 (21)  
vs. Miami (11-6) 25-104-1 (13)



## MOSI TATUPU 30

(pronounced moe ZEE taa TOO poo)

RB 6-0 227

USC 12th year

DOB: 4-26-55 at Pago Pago,  
American Samoa

HOW ACQUIRED: D-8b, 1978 (215th)

PRO BOWL SEASON: 1986

**PRO:** Finished 1988 season with 75 rushing yards on 22 carries, with best game vs. Miami on 11-6 when had four runs for 28 yards (7.0 avg.)...had two TD runs over season, three yarder vs. Cincinnati on 10-16 and one-yarder at Indy on 11-27...had long run of 22 yards vs. Miami on 11-6...caught eight passes for 58 yards, including long of 17 at Indy on 11-27...on special teams, had 15 tackles (five solos)...played in all 16 games...is seventh in club history in rushing yards (2,321), tied for sixth in club history in rushing attempts (585), sixth in club history in games played (165) and needs three rushing TDs to become only fifth player in team history to reach 20...in 1987, was team's number three rusher with 248 yards on 79 carries (3.1 average)...also had 15 catches over season for 136 yards (9.1 avg.) with long of 23...started nine of 12 non-strike games at FB (started first eight non-strike games)...threw first NFL pass vs. Raiders on 11-1-87 (on fourth and one, early in 2nd quarter)—15-yard TD to RB Tony Collins...in 1986, was team's number three rusher with 172 yards on 71 carries (2.4 average)...started five games, including the final three regular season games (also at Pittsburgh on 10-19-86, and at Indianapolis on 11-9-86)...was NFL Alumni's Special Teams Player of Year in 1986...the captain of club's special teams, was selected to Pro Bowl for special teams play after 1986 season...selected Unsung Hero Award by club's booster club, The Patriots Huddle...was Pro Football Weekly All-AFC and UPI All-AFC and AP All-Pro...forced three fumbles on special teams during season...has never missed a game in his pro career...in 1985, won best special teams award, as handed out by 1776 Quarterback Booster Club—led team in special teams tackles during regular season with 35, 12 coming on 1st hits; he had three special teams tackles in the playoffs (two 1st-hits)...chosen as 1st alternate special teams player to Pro Bowl after '85 season...was team's 4th top rusher during regular season, with 152 yards on 47 rushes, a 3.2 ave., long run of 11 yards and two TD runs; in playoffs had 26 yards on 10 rushes (2.6 ave.), with long of 22 yards and one TD...in 3rd quarter of playoff game at LA Raiders on 1-5-86, forced fumble that Bowman recovered in EZ for winning score...in AFC title game, at Miami on 1-12-86, again led special teams by forcing fumble on 2nd half kickoff which is recovered by Hawthorne and play set up Weathers' TD to make it 12-7...in 1984, was 2nd top rusher on team with 553 yards on 133 carries for a 4.2 average, with long jaunt of 20 yds...voted second alternate to Pro Bowl team...selected as Patriots' Miller Lite Man-of-the-Year...started four games...had 93 yards in 22 carries for 4.2 average for his best outing of season vs. Cincinnati on 10-14-84, ...the Patriots' second leading rusher with 578 yards and four TDs in '83, had the NFL's top rushing average of 5.5 yards per tote...late in '83 season, had big game vs. New Orleans and Rams—despite a snow covered field, Mosi turned in best rushing day of career, gaining 128 yards on 21 carries as Patriots blanked Saints, 7-0 (12-4-83)...a week later in Anaheim, tied club record by rushing for three TDs in 21-7 win over the Rams...from 1981-83, Mosi rushed for 947 yards on 174 carries and impressive 5.4 rushing average...in 1982, was Patriots' third leading rusher with 168 yards on 30 carries to average 5.6 yards a carry...while everyone except he and Mark van Eeghen were slipping and sliding on a snow covered turf at Foxboro on 12-12-82, Mosi used his low center of gravity and bullish power to plow through the Dolphins for 81 yards on 13 carries...in that 3-0 Patriot upset victory, Mosi even managed a 26-yard run despite almost impossible conditions...against Houston (10-18-81), made first pro start and ran six times for 64 yards, including 43-yard jaunt in which he broke no less than seven tackles...was Patriots' fifth leading rusher in '80 with 97 yds. on 33 carries...in 21-17 loss at San Francisco (11-30-80), he scored both of the Patriots' TDs, first two of his pro career...eighth-round draft choice by Patriots in 1978 and 215th player selected overall.

**COLLEGE:** Made four post-season bowl appearances while playing for the USC Trojans...recorded 1277 rushing yards and nine TDs on 223 career carries in addition to another 147 yards gained on 19 receptions while a collegian...his USC head coach, John Robinson, called Mosi "the best blocking back at USC since Sam Cunningham."

**PERSONAL:** Married (Linnea)...has one daughter, Linnea Mosiula (10), and three sons, Samuel (9), Mosiula Mealofa and Clarence (both 7)...taking courses during



off-season at Northeastern University...in 1988, became honorary chairman for Rhode Island Hospital's Children in Hospital Week and visited the patients... was honorary chairman for Ocean State Adoption Resource Exchange (OSARE)...was honorary chairman for March of Dimes WalkAmerica event...is frequent speaker at Boston middle schools and often makes public service spots as well as being involved in R.I. attorney general's anti-drug messages...wife opened nail boutique in Plainville, Mass...very active in various charity appearances during off-season, among them Special Olympics of Rhode Island (is honorary chairman)...played on Patriots basketball team...contributes plenty of time to fund-raising events and other activities for the Wrentham State School for the mentally handicapped...once helped the Rhode Island ASPCA raise \$25,000 for a building campaign...the son of a former Samoan boxing champ, Mosi was raised in Hawaii and still ranks as one of the top school-boy gridders in Hawaiian history...given name: Mosiula Faasuka Tatupu.

**GAMES PLAYED/STARTED:** 1978-16/0, 1979-16/0, 1980-16/0, 1981-16/1, 1982-9/0, 1983-16/1, 1984-16/4, 1985-16/2, 1986-16/5, 1987-12/9, 1988-16/0. Total: 165/22.

Year	RUSHING						RECEIVING					
	G	No.	Yds.	Avg.	LG	TD	No.	Yds.	Avg.	LG	TD	
1978	16	3	6	2.0	3	0	0	—	—	—	—	
1979	16	23	71	3.1	12	0	2	9	4.5	5	0	
1980	16	33	97	2.9	11	3	4	27	6.8	11	0	
1981	16	38	201	5.3	43	2	12	132	11.0	41	1	
1982	9	30	168	5.6	26	0	0	—	—	—	—	
1983	16	106	578	5.5	55	4	10	97	9.7	17	1	
1984	16	133	553	4.2	20t	4	16	159	9.9	24	0	
1985	16	47	152	3.2	11	2	2	16	8.0	15	0	
1986	16	71	172	2.4	13	1	15	145	9.7	25	0	
1987	12	79	248	3.1	19	0	15	136	9.1	23	0	
1988	16	22	75	3.4	22	2	8	58	7.3	17	0	
Totals	165	585	2321	4.0	55	18	84	779	9.3	41	2	


**OTHER STATS:** Passing: 1987-one completion (one attempt) for 15 yards and one touchdown (vs. LA Raiders, 11-1). Kickoff Returns: 1978-one for 17 yds., 1979-three for 15 yds., 1984-one for nine yds., 1988-one for 13 yds. Fumbles: 1981-2, 1983-1, 1984-1, 1985-1, 1987-1. Fumble Recoveries: 1981-3, 1983-1, 1984-1, 1985-1. Forced Fumbles: 1983-1, 1986-3. Blocked Punt Return for TD: 1986-1 at New Orleans (17 yards).

Single Game Career Highs	100 Yard Rushing Games
Most Carries—22 vs. Cincinnati 10-14-84	1983—vs. New Orleans (12-4) 21-128-0 (18)
21 vs. New Orleans 12-4-83	
20 vs. Miami 10-21-84	
20 at Cleveland 10-7-84	
Most Yds. Rushing—128 vs. New Orleans 12-4-83	
95 vs. Miami 11-13-83	
Most TDs Rushing—3 at LA Rams 12-11-83	
2 at San Francisco 11-30-80	
2 vs. Seattle 9-16-84	
2 at Indianapolis 11-18-84	
Longest Runs—55 vs. Miami 11-13-83	
43 vs. Houston 10-18-81	
Longest TD Runs—38t vs. Dallas 9-21-81	
Most Receptions—4 vs. Philadelphia 11-29-87	
4 at Seattle 12-18-83	
3 vs. NY Jets 11-15-81	
3 vs. Cincinnati 10-14-84	
3 at Indianapolis 11-9-86	
3 vs. San Francisco 12-14-86	
3 at NY Giants 11-8-87	
Most Yards Receiving—41 vs. Philadelphia 11-29-87	
41 vs. Kansas City 10-4-81	
39 vs. Indianapolis 12-16-84	
36 at Seattle 12-18-83	
35 at Pittsburgh 10-19-86	
Longest Receptions—41 Kansas City 10-4-81	
25 at Pittsburgh 10-19-86	
24 vs. NY Jets 10-28-84	
23 vs. Dallas 11-15-87	
22 vs. Baltimore 9-6-81	
Most TD Receptions—2 vs. Baltimore 9-6-81	
2 at Atlanta 10-30-83	
Long TD Reception—22t vs. Baltimore 9-6-81	

## PLAYOFF STATISTICS

**GAMES PLAYED/STARTED:** 1978-1/0, 1982-1/0, 1985-4/0, 1986-1/1. Total: 7/1.

Year	G	No.	RUSHING				TD	RECEIVING				
			Yds.	Avg.	LG	No.		Yds.	Avg.	LG	TD	
1978	1	0	—	—	—	—	0	—	—	—	—	
1982	1	1	4	4.0	4	0	0	—	—	—	—	
1985	4	10	26	2.6	22	1	1	6	6.0	6	0	
1986	1	0	—	—	—	—	0	—	—	—	—	
Totals	7	11	30	2.7	22	1	1	6	6.0	6	0	



### ANDRE TIPPETT 56

OLB 6-3 241

IOWA 8th year

DOB: 12-27-59 at Birmingham, AL

HOW ACQUIRED: D-2b, 1982 (41st)

PRO BOWL SEASONS: 1984, 1985,  
1986, 1987, 1988

**PRO:** Has been one of the most impressive pass-rushers in the NFL the last five years...has been named to five straight Pro Bowls (last four times as starter); LB Rembert and RB Stephens also started for AFC Pro Bowl team...one of NE's most valuable defensive players...in 1988, had 50 tackles (31 solos) in starting 11 of 12 games he played...was second on team in sacks with seven (for 60 yards) and had one fumble recovery...plays left outside linebacker...missed four games (and five starts) because of groin injury suffered in third quarter of Buffalo game on 9-18 (when left game, Buffalo QB Jim Kelly became hot, because now had time to throw, and led Bills to win)...in first game back, at Buffalo on 10-23, had 10-yard sack on QB Kelly and forced a fumble on first play he took part in...had six tackles in each of last two games — vs. Tampa Bay on 12-11 and at Denver on 12-17...needs eight games to reach 100 in career...named UPI All-AFC, Football News All-AFC and Pro Football Weekly All-AFC...partly because of Tippett, NE was fifth in league in total defense (19th vs. run and third vs. pass) in 1988, giving up 13 or fewer points in seven games (two games NE gave up only three points)...in 1987, was one of two Patriot players to make Pro Bowl (WR Morgan the other)...started all 13 games played in over season, rebounding from injury-filled season of 1986 (knee problem)...had 14 tackles (10 solos) with three sacks for 23 yards and one pass deflection at Houston on 10-18-87 and also blocked field goal attempt in game (went for record 71-yard TD by CB Clayborn); Tippett named the AFC's Defensive Player of Week for the game...was fourth on team in tackles with 83 (53 first-hits) and led team in sacks with 12.5 (tied for second in NFL with Chicago's Richard Dent)...returned fumble 29 yards for TD at NY Jets on 9-21-87...shared 1987 team's MVP award with QB Grogan (selected by 1776 QB Club)...named NFL's Alumni Assn. Linebacker of Year; NFL Players Assn. Linebacker of Year (selected by QBs, RBs, WRs)...signed six-year contract on 4-1-88...in 1986 started first nine games, missed next five (due to knee injury, but not placed on IR) and then started two remaining regular season games...finished season with 63 tackles (30 solos) and had nine and a half sacks for 56 and a half yards...also had two forced fumbles and one fumble recovery...had sacks in first four games...was second in NFL in sacks with nine and a half when hurt midway though season...injured in 2nd quarter of Atlanta game on 11-2-86 and had arthroscope on right knee following day...returned to starting lineup vs. San Francisco on 12-14-86...was selected to the Pro Bowl as starter in 1985, after having been selected as reserve for that honor the season before...was team leader in sacks for the 3rd straight year, had 16.5 sacks for 118 yards, leader in the AFC. He finished just half sack behind NFL leader Richard Dent of Chicago...also tied for team lead in fumble recoveries with three (tied with Nelson), with one going for 1st career TD. He also tied Nelson and Roland James for team lead in forced fumbles, with three...was 3rd on team in tackles with 97 (65 1st-hits), although just about every team tries to figure out a way to shut him down...had three pass deflections over regular season...in playoffs, had 21 tackles (16 1st-hits); also had one sack for nine yards...selected to All-NFL team (selected by *Associated Press*, *NEA* and the Pro Football Writers Association), *The Sporting News* All-Pro team, the "101" AFC Defensive Player of the Year award, the *United Press International (UPI)* AFC Defensive Player of the Year award, as well as the *NY Daily News* Defensive Player of the Year award and the Big Brothers/

Big Sisters—Turns Neutralizer of the Year award (selected by NFL Films, for hardest hits of season)...in wildcard playoff game, at NY Jets on 12-28-85, has one sack for nine yards ...at LA Raiders, on 1-5-86, led team with nine tackles (seven solos)...In 1984, Andre broke team record for sacks in one season, with 18 and a half for 166.5 yards, with the old record being 13 and a half, set by DE Tony McGee in 1977 ...voted the best linebacker/defensive back in the AFC in a vote of the conference's running backs, quarterbacks and wide receivers...was named Patriots' MVP by 1776 QB Club...2nd in NFL in quarterback sacks to Mark Gastineau of the Jets; had 6 games in which he had 2 or more sacks in '84... started all 16 games...had 108 tackles, 48 solos, 60 assists and was fourth on team in tackles...led team in QB pressures with 22; had two deflections and caused one fumble...in only his second season of '83, earned starting left outside linebacker spot and led team in sacks with 8½ for -50½ yards...finished seventh on team tackle chart with 86 total stops and second behind right outside linebacker Don Blackmon (10) with eight QB pressures...played in all nine games with one start during his rookie campaign...was first reserve OLB to come in and was regular on special teams in '82...filled in for injured McGrew during second half at Pittsburgh (12-26-82) and recorded eight tackles and two QB pressures...also had stellar performance when started for injured McGrew in the Patriots' 30-19 victory over Buffalo (1-2-83) and finished with eight tackles and two QB pressures...selected in the second round of the 1982 NFL draft by the Patriots (41st selection overall).

**COLLEGE:** Played as both a standup DE and OLB for the Hawkeyes, leading them to the Rose Bowl as a senior, the school's first appearance there since 1959...spent one year at Ellsworth (Iowa) J.C. before transferring to Iowa...started his junior and senior years while at Iowa...recorded 141 career tackles and 35 QB sacks with three interceptions and two fumble recoveries...his 20 tackles for 153 yards in losses as a junior was tops in the Big Ten...Coach Hayden Fry said Tippet had the best game he has ever seen by a DE when he recorded six solo tackles, three assists, two QB sacks and broke up four passes vs. Iowa St. his senior year...was an *AP*, *UPI*, *NEA*, Football Writers and *Football News* 1st Team All-America selection in '81.

**PERSONAL:** Has one daughter, Janea Lynn (5)...has three black belts in three different styles of karate — has third degree black belt in Ninja-Ryu, second degree black belt in Shotokan and second degree black belt in Uechi-Ryu Karate-Do...last summer while visiting Japan, gained teaching certificate in Uechi-Ryu...also certified to teach self-defense seminars in Hakko-Ryu Jujitsu by former Patriots RB Larry Garron; after completing Garron's master clinic, Tippet named spokesman of the Massachusetts Drug Association's Kick-A-Thon...lists target shooting and bowling among his favorite pastimes...was elected All-City and team captain in football, track and wrestling at Barringer High School in Newark, NJ...given name: Andre Bernard Tippet.

**GAMES PLAYED/STARTED:** 1982-9/1, 1983-15/13, 1984-16/16, 1985-16/16, 1986-11/11, 1987-13/13, 1988-12/11. Total: 92/81.

#### DEFENSIVE STATISTICS

Year	G	Tackles			QB Press.	Fum. Rec.	Pass Def.
		Solo	Assists	Sacks			
1982	9	10	18	0	5	1	0
1983	15	48	38	8½	8	1	2
1984	16	48	60	18½	22	0	2
1985	16	65	32	16½	—	3*	2
1986	11	39	24	9½	—	1	0
1987	13	53	30	12½	—	3#	4
1988	12	31	19	7	—	0	0
Totals	92	294	221	72½	35	9	10

\*Returned fumble 25 yards for TD vs. LA Raiders on 9-29-85

#Returned fumble 29 yards for TD at NY Jets on 9-21-87

**OTHER STATS:** Forced Fumbles: 1983-1, 1984-1, 1985-3, 1986-2, 1988-1. Interception Returns: 1986-32 yards on lateral from Rembert at Buffalo on 11-23. Blocked Field Goals: 1987-1 (at Houston on 10-18, returned 71 yards for TD by Raymond Clayborn).

#### FOR THE RECORD...


New England finished in a first-place tie for the best third-down defense in the NFL last season at 29.1 percent. The Vikings had the same percentage. New England allowed 58 first downs on 199 third-down attempts (Minnesota was 59 of 203).

## PLAYOFF STATISTICS

**GAMES PLAYED/STARTED:** 1982-1/0, 1985-4/4, 1986-1/1. Total: 6/5.

### DEFENSIVE STATISTICS

Year	G	Tackles		Sacks	Fum. Rec.	Pass Def.
		Solo	Assists			
1982	1	2	0	0	0	0
1985	4	16	5	1	0	1
1986	1	5	1	0	0	1
Totals	6	23	6	1	0	2



## GARIN VERIS 60

DE 6-4 255

STANFORD 5th year

DOB: 2-27-63 at Chillicothe, OH

HOW ACQUIRED: D-2a, 1985 (48th)

**PRO:** In 1988, started nine of 11 games he played...had to miss five games because of knee injury suffered in first quarter of Buffalo game on 10-23...started first eight games of season, returned to lineup for second to last game (vs. Tampa Bay on 12-11) and returned to starting lineup for season finale, at Denver on 12-17...finished year with 37 tackles (21 solos), two QB sacks (for nine yards), two passes defended, one fumble recovery and one forced fumble...was team's winner of annual Ed Block award for bouncing back from an injury (selected 1-6-89)...at Denver on 12-17, had seven tackles (five solos)...had arthroscopic surgery to repair ligaments in knee on 10-26...in 1987, had outstanding season—once again—and had 49 tackles from end position with 37 solos...shared team's Jim Lee Hunt Award as best lineman with rookie OT Bruce Armstrong (as selected by the coaches)...coaches felt he had Pro Bowl-type season in 1987, but missed out in voting...was second on team in sacks with seven for 79 yards...had nine solos (nine total) tackles at Giants on 11-8...in 1986, started 15 games; missed opener vs. Indianapolis on 9-7 (foot injury, but came into game later)...had fine year in first full year as a starter, playing the right defensive end position...finished season with 74 tackles (52 solos)...led team in sacks with 11 for 74 yards, had an impressive seven passes knocked down, had two fumbles recovered and forced four fumbles...named team's top lineman (annual Jim Lee Hunt Award) at end of the season by Patriots' coaching staff for his consistent play...finished in seventh place tie for sacks among AFC players...midway through season, had at least one sack in five straight games...named AFC's Defensive Player of Month for November...at New Orleans, on 11-30, forced fumble by QB Dave Wilson, and Brent Williams took it for game-winning TD of 21 yards with 1:49 left in game (made score 21-13)...was selected AP All-Pro (HM)...in 1985 had outstanding rookie campaign, as selected to the *UP!* All-Rookie team, the Pro Football Writers All-Rookie team, and named the 1776 Quarterback Booster Club Rookie of Year...had 31 tackles during regular season, with 28 1st-hits...had 2nd best sack total on team with 10 (NE Rookie Record) and added one pass deflection and two forced fumbles during regular season...in playoffs, had 14 tackles (10 1st-hits); led team in playoff sacks with four for 49 yards and had two pass deflections, one fumble recovery and one forced fumble as well as two pass deflections and one interception...replaced Sims in starting lineup for last seven games of 20-game season (starting with Detroit game of 12-8)...also started one game at right end spot, at Chicago, on 9-15, replacing injured Toby Williams...in playoffs, at NY Jets on 12-18, had fine game with three sacks for 35 yards, one forced fumble (recovered by Jets after 27 yards lost on play), one deflected pass, 4 solo tackles (3rd on team), one interception (1st of career) and an 18 yard fumble return to NY 17...in AFC title game, at Miami on 1-12-86 recovered fumble on Miami's 1st play of game to set up NE FG; also sacked Marino for 14 yard loss in 2nd half (only sack in game for either team)...was 2nd player taken in draft by Patriots in '85 and 48th selection overall.

**COLLEGE:** Began his career at TE, then moved to linebacker; worked at both DE and OLB the last three years...improved his draft position by having outstanding Senior Bowl and East-West Shrine games; selected Defensive MVP in both all-star

games...played with both broken thumb and sprained ankle as senior...was 8th top tackler on team as senior, as teams ran away from him—led team in behind-line tackles with 11, in sacks with five...named *HM AP* All-America and *UPI* 2nd team All-America and 1st team All-Pac 10 in 1984...made 2nd team All-Pac 10 as junior, making 71 tackles (44 solos), with 12 tackles for loss (high on team) and team high of seven sacks...as sophomore, had 30 solos and 74 total.

**PERSONAL:** Single...attended Chillicothe HS in Ohio, where named *Parade*, *Football News* and National Coaches All-American...as senior, despite missing the first four games with a broken ankle, caught 16 passes for 276 yards with two TDs; made 61 tackles from DE ...named district Lineman-of-the-Year...as junior and senior, was All-America in track (shot put and discus) as well, with best of 64'-8¾" in the shot and 191'-4" in the discus...in basketball, averaged 17.5 points/19 rebounds a game and selected first team all-state center...voted his area's Player-of-Year and MVP of Ohio North-South all-star game...also played baseball in HS (as pitcher-third baseman)...sister Shawna is a junior on Indiana University track team and another sister, Gina, is a sophomore basketball player at Eastern Michigan Univ...hobbies: softball, raquetball, frisbee golf...given name: Garin Lee Veris.

**GAMES PLAYED/STARTED:** 1985-16/4, 1986-16/15, 1987-12/12, 1988-11/9. Total: 55/40.

#### DEFENSIVE STATISTICS

Year	G	Tackles		Sacks	Fum. Rec.	Pass Def.
		Solo	Assists			
1985	16	28	3	10	2	1
1986	16	52	22	11	2	7
1987	12	37	12	7	2	2
1988	11	21	16	2	1	2
Totals	55	138	53	30	7	12

**OTHER STATS:** Forced Fumbles: 1986-4, 1987-2, 1988-1.


#### PLAYOFF STATISTICS

**GAMES PLAYED/STARTED:** 1985-4/4, 1986-1/1. Total: 5/5.

#### DEFENSIVE STATISTICS

Year	G	Tackles		Sacks	Fum. Rec.	Pass Def.
		Solo	Assists			
1985	4	10	4	4	1	2
1986	1	5	0	0	0	0
Totals	5	15	4	4	1	2

**OTHER STATS:** Interceptions: 1985-one for 18 yards. Forced Fumbles: 1985-1. Fumbles: 1984-1.



## DAVID VIAENE 70

(pronounced vee EN)

OT 6-5 300

MINNESOTA-DULUTH 1st year

DOB: 7-14-65 at Appleton, WI

HOW ACQUIRED: FA (UNP.), 1989


**PRO:** Signed with NE on 3-30-89, coming from Houston Oilers as unprotected free agent...has fine size, quickness and agility to go along with strength (bench presses 520 pounds and in 1989 mini-camp bench-pressed 300 pounds 19 times)...also known for being a hard worker...spent all of 1988 season on IR with a back injury (suffered on 8-27 in preseason game with Dallas Cowboys)...making adjustment from defensive lineman in college to offensive tackle in the pros.

**COLLEGE:** Was double and triple-teamed most of time in college..in 1987 at Minnesota-Duluth, played both defensive tackle and center...four-year stats were: 159 total tackles (57 solos, 102 assists), plus 20 QB sacks, seven fumble recover-

ies, two forced fumbles, 36 tackles for losses (156 yards), 10 pass deflections, two blocked kicks...in 1987, for 8-3-0 team, won all-league honors...started all 11 games at DT in 1987, finishing with 57 tackles, nine sacks and 15 tackles for losses...had 10 tackles and two QB sacks vs. Winona State...played both center and DT in three games, starting at both in one game (vs. Michigan Tech)...in first year, 1986, at Minn.-Duluth, moved right into starting lineup and finished with 30 tackles, five sacks and two blocked kicks...vs. Michigan Tech, had eight tackles, a sack, a fumble recovery and two deflections...team went 8-1-2...also placed second in NAIA national wrestling championships as heavyweight (went 10-1-0 during regular season)...sat out 1985, after transferring from Wisconsin-Platteville...considered transferring to Nevada-Las Vegas — involved in school's preseason drills in 1985 — before heading to Minn.-Duluth...was part-time starter at Wisconsin-Platteville, also playing TE in short yardage situations...had 43 tackles, six sacks, three fumble recoveries and two forced fumbles...best game in 1984 was vs. Wisconsin-LaCrosse with eight tackles, two sacks...had 29 tackles and a sack as frosh...was All-American wrestler as freshman and sophomore...was only non-Division I player selected for East-West Shrine game.

**PERSONAL:** Single...majored in physical education...resides in Appleton, Wisc....works for father's (Ron) construction business (has since age 12, working from 5 a.m. to 6 p.m.)...attended Kaukauna HS in Appleton...helped team to state title in 1983...in HS, won Wisconsin heavyweight wrestling title and then toured China with all-star team...hobbies: snowmobiling, fishing, dancing...also enjoys listening to Hank Williams, Jr. records...at 18 years old, placed second in Tri-State (Iowa, Minnesota, Wisconsin) Tough Guy competition...older brothers, twins Jim and Tom, both All-American defensive tackles at Wisconsin-Superior and had training camp tryouts with Packers and Lions in 1984...younger brother, Ron, is junior defensive lineman at Minnesota-Duluth; he played with David in 1987...given name: David Ronald Viaene.

**GAMES PLAYED/STARTED:** 1988-On Injured Reserve entire season.



## **DANNY VILLA 73**

(pronounced VEE uh)

OT 6-5 305

ARIZONA STATE 3rd year

DOB: 9-21-64 at Nogales, AZ

HOW ACQUIRED: D-5a, 1987 (113th)

**PRO:** Started 14 of the 16 games in 1988 (missed starts vs. Cincinnati on 10-16 and at Buffalo on 10-23 with hip injury, although did long-snap in those contests)...1988 was first full year as starter, after breaking into starting lineup the eighth game of 1987 season...like all of the offensive linemen, had impressive season in 1988 in making holes for tailback Stephens and fullback Perryman...in addition to being a solid performer in offensive line, does fine job on snapping for punts, field goals and extra-points...in 1987, started last seven games (played in 11 games, didn't play in opener vs. Miami on 9-13-87), stepping in for injured Steve Moore at left tackle (Moore had ankle problem)...first start came vs. Dallas on 11-15-87...he and Armstrong became team's rookie starters at offensive tackle—giving the club a great foundation for the future...when Guy Morriss suffered hand injury, Villa took over long-snapping duties—and Villa performed well, especially at Buffalo on 12-20-87 in some harsh winds...acquired by Patriots in fifth round of 1987 NFL draft (113th player selected overall).


**COLLEGE:** Anchored the Arizona State offensive line that averaged more than 200 yards the last six games in 1985 and averaged 210.6 yards in 1986...as a senior in 1986, was selected first team All-Pac 10 and was also selected HM All-American...at end of season, named best offensive lineman in Pac-10 Conference (Morris Trophy)...in 22-15 win over Michigan in Rose Bowl, had outstanding game with recovered fumble in first half (team went on to score on field goal), registered 11 knockdowns...played in East-West Shrine Bowl...as junior in 1985, selected All-Pac 10 HM...moved to starting tackle position in season opener of 1985, after playing guard throughout spring drills...in 1984 season, sophomore year, saw action in all team's outings, playing either tackle or guard position.



**PERSONAL:** Single...majored in communications...attended Nogales (Ariz.) HS where lettered in football and basketball for three seasons and track for one season...named All-American (Adidas selected squad) and all-state in football as senior and was twice selected all-state in basketball...also earned all-conference in both sports...as senior, averaged 20 points and 18 rebounds on basketball court...hobbies: golf, camping, riding a bike...given name: Daniel Villa.

**GAMES PLAYED/STARTED:** 1987-11/7, 1988-16/14. Total: 27/21.

**STATS:** Fumbles: 1987-1, 1988-1.



## DAVID WARD 94

LB 6-2 232

SOUTHERN ARKANSAS 2nd year

DOB: 3-10-64 at Helena, AR

HOW ACQUIRED: FA, 1988

**PRO:** Spent all of 1988 season on Injured Reserve with shoulder problem, going on 8-23...in '88 preseason, had seven tackles from line of scrimmage (six solos)...signed with Patriots on 1-27-88...is an outside linebacker...was with NE in 1987 training camp, and was waived 8-5-87 after having seven tackles from line of scrimmage (six solos) during preseason...played with Cincinnati Bengals as 1987 replacement player...while with Bengals, played in all three replacement games and had one start (vs. Cleveland Browns on 10-18-87)...had 11 tackles (nine solos) in the three games...had one sack and one QB pressure (vs. Browns)...in game vs. San Diego (10-4-87), had big plays on three straight special teams situations — hard tackle on two punt returns and a deflected punt.

**COLLEGE:** Attended Southern Arkansas University...as senior in 1986, tied a school record for tackles in one season with 151 (63 solos) for 4-7 club...also had 17 tackles behind line for 45 yards and had four QB sacks (for 37 yards)...named all-Arkansas Intercollegiate Conference...as junior in 1986, team went 5-5...had 80 tackles (41 solos)...had six tackles for losses (20 yards), deflected two passes...was moved from strong safety to linebacker position to fill-in for injured player as junior.

**PERSONAL:** Single...majored in physical education and minored in history...Helena, Ark. native, he attended Central HS...was all-league and all-state as senior...also played baseball...hobbies: playing basketball, softball, listening to slow music...given name: David Fontaine Ward.


### DEFENSIVE STATISTICS

Year	Club	G	Tackles		Sacks	Fum. Rec.	Pass Def.
			Solo	Assists			
1987	CIN	3	9	2	1	0	0
1988	NE	On Injured Reserve Intire Season					
Totals		3	9	2	1	0	0

**GAMES PLAYED/STARTED:** 1987-3/1, 1988-On Injured Reserve list entire season. Total: 3/1.

### FOR THE RECORD...

The longest game in the 1988 Patriots season was three hours and 22 minutes (at Denver on December 17th). Even the overtime game vs. Tampa Bay on December 11th was shorter, going three hours exactly. The shortest was two hours and 50 minutes, vs. Buffalo on September 18th.



## BRENT WILLIAMS 96

DE 6-3 278

TOLEDO 4th year

DOB: 10-23-64 at Flint, MI

HOW ACQUIRED: D-7b, 1986 (193rd)

**PRO:** Had solid year last year, starting all 16 games — first two games at nose tackle (first time playing spot since frosh year in college) and then final 14 games at left defensive end, replacing injured Kenneth Sims...was team leader in sacks with eight (for 59 yards); was tied for 10th in league in sacks...was leading tackler among defensive linemen with 56 (37 solos); also had one pass defended, two forced fumbles and one fumble recovery...best game: vs. NY Jets on 9-4 with five tackles (four solos), two sacks (for 15 yards) and then at Jets on 11-13 when had four solo tackles, one sack for 15 yards and one forced fumble...continues to improve and develop...in 1987, played in 12 games and started four (vs. Miami on 9-13, at Jets on 9-21, at Indy on 10-25 and vs. Raiders on 11-1) at left end spot...had 29 tackles (17 first-hits) and was third on team in sacks with five (for 46 yards)...in 1986, due to a back injury to veteran Ken Sims which hampered him all season, was moved into starting left defensive end position for each outing ...finished season as club's seventh top tackler with 71 tackles (43 first-hits)...led team in fumbles recovered with four (one went for the winning TD at New Orleans on 11-30); also had fumble recoveries in his first two games...had seven sacks for 61 yards and forced two fumbles...in game at New Orleans, he picked up QB fumble (forced by other DE Garin Veris) and went 21 yards for winning score with 3:49 left in game; also had another recovered fumble in that game...in first pro game—vs. Indianapolis on 9-7-86—picked up Colts' fumble when ball was snapped over QB's head in shotgun formation and Williams picked up ball and went 26 yards to Colts' 43 to set up NE TD on next play...had two special teams tackles (one solo) during regular season...named to Pro Football Writers All-Rookie team...was 7th player taken in draft by Patriots in '86 and 193rd overall selection.

**COLLEGE:** Selected All-Mid American Conference as both junior, senior...as senior, had 2nd best total tackles on team with 101 tackles (48 solos) and had seven sacks (15 sacks in his career)...as junior, made 84 tackles, including 11 for losses (for 37 yards); caused two fumbles, recovered one and tipped one pass... played every quarter of sophomore, junior and senior seasons...team went to California Bowl his junior year (lost to Nevada-Las Vegas)... as sophomore in 1983, had 40 tackles (17 solos) and four sacks (22 yards) and made two other tackles behind the line of scrimmage (for five yards); recovered one fumble and caused another.

**PERSONAL:** Single...lives in Saline, Mich. during off-season...majored in marketing...hobbies: watching TV, playing computer games and lifting weights...attended Northern HS (Flint, Mich.), where won two letters in football (outside linebacker and offensive tackle) and track (shot put and discus) and one in basketball (junior year)...was first-team All-City and All-League...was captain of football team as senior...team won city championship as junior...was city champ in shot put as junior and senior and conference champ as well, after being runner-up as junior...childhood friends with linebacker Carl Banks of NY Giants, linebacker Eugene Marve of Tampa Bay Buccaneers and safety Lonnie Young of Phoenix Cardinals...given name: Brent Dione Williams.

**GAMES PLAYED/STARTED:** 1986-16/16, 1987-12/5, 1988-16/16. Total: 44/37.

### DEFENSIVE STATISTICS

Year	G	Tackles		Sacks	Fum. Rec.	Pass Def.
		Solo	Assists			
1986	16	43	28	7	4*	0
1987	12	17	12	5	0	0
1988	16	37	19	8	1	1
Totals	44	97	59	20	5	1

\*Returned fumble 21 yards for TD at New Orleans on 11-30-86


**OTHER STATS:** Forced Fumbles: 1988-2.

## PLAYOFF STATISTICS

**GAMES PLAYED/STARTED:** 1986-1/1.

### DEFENSIVE STATISTICS

Year	G	Tackles			Fum. Rec.	Pass Def.
		Solo	Assists	Sacks		
1986	1	1	0	0	0	1



## ED WILLIAMS 54

LB 6-4 244

TEXAS 5th year

DOB: 8-9-61 at Odessa, TX

HOW ACQUIRED: D-2, 1984 (43rd)

**PRO:** In 1988, was to have been team's starting right outside linebacker, after starting there for final seven games of 1987 season...but in first preseason game — vs. Atlanta on 8-5-87—had knee injury take place in second quarter (had to have torn anterior cruciate ligament reconstructed as well as having cartilage removed and another repaired in surgery that took place on 8-10)...spent all of time prior to 1989 season in Foxboro area getting ready for this year...before injury, was on road to becoming top-notch linebacker because of his excellent speed, range and size...signed one-year contract on 4-21-89...in 1987, started final seven games at right outside linebacker, replacing Don Blackmon, who suffered injury late vs. Raiders on 11-1...played in all 12 non-strike games...had best year as a pro with 41 tackles (27 solos); all tackles made in last seven games...also had one interception (51-yard return, setting up NE TD vs. Dallas on 11-15—his first NFL pickoff)...forced one fumble...a fine special teams player (had eight special teams tackles, four first-hits)...in 1986, had to miss the final six regular season games after being placed on Injured Reserve on 11-5 (groin injury)...finished regular season with five tackles (four first-hits) and was solid in special teams play with 12 tackles (seven first-hits)...vs. Jets on 10-12-86, replaced Tippett (concussion) at left outside linebacker in 4th quarter...vs. Atlanta on 11-2-86, came in for Tippett (knee injury) in first quarter and finished game with three solo tackles and one assisted tackle...was placed on IR on 11-15-86 with groin injury...had 15 tackles on special teams over 1985 season, with five 1st-hits (4th best on club)...added five special team tackles in playoffs (two solos), 3rd best on club...in 1984, Ed suffered severe ankle injury very early in training camp that hampered his play through most of the season...drafted in second round of '84 draft by Patriots, the 43rd selection overall.

**COLLEGE:** Was credited with 76 total tackles as senior, including making 10 tackles behind the line of scrimmage...was the only defensive player on the Longhorns' team to put points on the scoreboard, tackling the North Texas State and SMU quarterbacks for safeties...his best outing as a senior came against Arkansas when he made 11 stops in Texas' 31-3 verdict...was selected to the Senior Bowl game, as well as making the *Associated Press* 2nd Team All-SWC and the *Waco News-Tribune* 2nd Team All-SWC...as a junior, ranked fourth on his team in QB sacks with six, and was second on the team in pressuring the QB with 30.

**PERSONAL:** Single...majored in Economics... was an All-America linebacker, as well as making All-District at the tight end position, at Ector HS in Texas...given name: Edward Eugene Williams.

**GAMES PLAYED/STARTED:** 1984-14/0, 1985-13/0, 1986-8/0 (placed on Injured Reserve 11-15), 1987-12/7, 1988-On Injured Reserve entire season. Total: 47/7.

### DEFENSIVE STATISTICS

Year	G	Tackles			Fum. Rec.	Pass Def.
		Solo	Assists	Sacks		
1984	14	6	0	0	1	0
1985	13	0	0	0	0	0
1986	8	4	1	0	0	0
1987	12	27	14	0	2	0
1988		On Injured Reserve Entire Season				
Totals	47	37	15	0	3	0


**OTHER STATS:** Interceptions: 1987-1 (vs. Dallas on 11-15, 51-yard return).  
Forced Fumbles: 1987-1.

## PLAYOFF STATISTICS

**GAMES PLAYED/STARTED:** 1985-4/0, 1986-On Injured Reserve. Total: 4/0.

### FOR THE RECORD...

The Patriots scored 17 rushing touchdowns in 1988. The longest was a 23-yarder by John Stephens at Denver on December 17th. There were seven TD runs of one-yard in length, with fullback Robert Perryman having five of those short-gainers. The average TD run by New England in 1988 was from 5.9 yards out.



## MARC WILSON 15

QB 6-5 205

BRIGHAM YOUNG 9th year

DOB: 2-15-57 at Bremerton, WA

HOW ACQUIRED: FA, 1989

**PRO:** Has strong arm, good mobility to go along with impressive size...signed with NE on 4-8-89, giving team excellent depth at position...NE expressed interest in signing him on 2-15-89...spent great deal of time looking at film and working out in getting ready for 1989 season...after being released by Raiders on 6-1-88, signed with Green Bay Packers on 7-9 (just two weeks prior to training camp)...waived on 8-30 (after completing 16 of 30 passes, 109 yds., no TDs, 2 int.) — in fairness to Marc, was trying to learn offense during training camp...spent year out of football involved in land development in Seattle area...in eight years with Raiders, had 31-19 record as starting QB...ranks as number five passer in Raiders history with 871 completions in 1,666 attempts for 11,760 yards and 77 TDs...has thrown for 300-plus yards six times in career, with best of 367 vs. Denver on 11-2-86, and most recent: 339 yards at Kansas City on 12-13-87...threw for more than 2,000-yards four times with Raiders (2,311 in 1981, 2,151 in 1984, 2,608 in 1985 and 2,070 in 1987)...started at least eight games in each of '84, '85 and '86 seasons and seven in '87...in 1986, played in all 16 games, starting eight and completed 129 of 240 passes (53.8%) for 1,721 yards and 12 TDs (best game: 25 completions for 367 yards vs. Denver)...had 346 yards in league opener at Broncos' Mile High Stadium and 314 yards vs. San Diego, latter getting him named AFC Offensive Player of Week...guided Raiders to AFC West title in 1985, after taking over for injured Jim Plunkett in 3rd game; Raiders went 11-2 after that (won final six games)...in 1985 passed for 2,608 yards and 17 TDs, including three TDs in two games (at San Diego and Atlanta)...started 10 games in 1984, passing for 2,151 yards and 14 TDs...had career-long completion with 92-yarder to Marcus Allen vs. Seattle in '84...limited to three starts in 1983 because of shoulder fracture...played in eight games in 1982...in 1981, started nine games (passed for 2,311 yards and 14 TDs)...considered superb holder for field goals, extra points...was first-round pick by Raiders in 1980 draft (15th player taken).

**COLLEGE:** Was a consensus All-American in 1979, after setting 11 NCAA records over three seasons...led nation in total offense (3,580 yards) and TDs (29) as senior, as BYU had 11-0 record...passed for 300 yards or more in seven straight games that season...threw for seven TDs in one game as senior, setting a Western Athletic Conference record...also set NCAA single game passing yardage record with 571 yards vs. Utah in 1977...amassed 7,637 passing yards over career...played in Holiday Bowl, East-West Shrine game and Senior Bowl.

**PERSONAL:** Married (Colleen) and father of four children, Travis (10), Katie (7), Jane (3) and Ryan (1)...was economics major in college...attended Shorecrest HS in Seattle, where played football (quarterback), basketball (forward) and baseball (pitcher-outfielder), winning all-league honors in each...was three-time MVP in baseball and led team to state title as senior...given name: Marc Douglas Wilson.

**GAMES PLAYED/STARTED:** 1980-2/0, 1981-13/9, 1982-8/0, 1983-10/3, 1984-16/10, 1985-16/13, 1986-16/8, 1987-15/7, 1988-Did Not Play. Total: 96/50.

# PASSING

Year	Club	G	Att.	Comp.	Pct.	Yds.	TD	Int.	LG	LAP
1980	Oakland	2	5	3	60.0	31	0	0	12	0- 0
1981	Oakland	13	366	173	47.3	2311	14	19	66	30-241
1982	LA Raiders	8	2	1	50.0	4	0	0	4	0- 0
1983	LA Raiders	10	117	67	57.3	864	8	6	50	10- 75
1984	LA Raiders	16	282	153	54.3	2151	15	17	92	36-228
1985	LA Raiders	16	388	193	49.7	2608	16	21	59	27-202
1986	LA Raiders	16	240	129	53.8	1721	12	15	57	34-227
1987	LA Raiders	15	266	152	57.1	2070	12	8	47t	33-238
1988	— DID NOT PLAY —									
Totals		96	1666	871	52.3	11760	77	86	92	170-1211

# RUSHING

Year	Club	G	No.	Yds.	Avg.	LG	TD
1980	Oakland	2	1	3	3.0	3	0
1981	Oakland	13	30	147	4.9	18	2
1982	LA Raiders	8	0	0	—	—	—
1983	LA Raiders	10	13	122	9.4	20	0
1984	LA Raiders	16	30	56	1.9	14	1
1985	LA Raiders	16	24	98	4.1	17	2
1986	LA Raiders	16	14	45	3.2	13	0
1987	LA Raiders	15	17	91	5.4	16	0
1988	— DID NOT PLAY —						
Totals		96	129	562	4.4	20	5

**OTHER STATS:** Fumbles: 1981-8, 1984-11, 1985-8, 1986-6. Fumble Recoveries: 1981-2, 1983-1, 1984-3, 1985-2, 1986-1.

## Single Game Career Highs

Pass Attempts—49 at Dallas 10-23-83  
47 vs. Kansas City 10-25-81  
47 vs. Denver 11-2-86  
Completions—26 at Dallas 10-23-83  
25 vs. Denver 11-2-86  
24 at San Diego 10-21-84  
Yards Passing—367 vs. Denver 11-2-86  
346 at Denver 9-7-86  
339 at Kansas City 12-13-87  
Highest Percentage—72.7% (8-11) at Seattle 10-16-83  
71.4% (15-21) vs. Denver 11-22-87  
67.9% (19-28) vs. San Diego 9-28-86  
Longest Completions—92 vs. Seattle 10-7-84  
75t at Miami 12-2-84  
72 at Detroit 12-10-84  
Longest TD Passes—75t at Miami 12-2-84  
66t vs. San Diego 11-22-81  
TD Passes—5 at San Diego 10-21-84  
4 at Houston 10-26-86  
3 — done eight times  
Most Recent: 12-6-87 vs. Buffalo  
Interceptions—4 — done five times  
Most Recent: 11-2-86 vs. Denver  
Times Sacked—8 vs. San Diego 9-28-86  
8 vs. Chicago 12-27-87  
6 — done four times  
Most Recent: 11-22-87 vs. Denver  
Sack Yardage—62 at Seattle 11-29-81  
51 vs. Denver 11-22-87  
47 at Washington 9-14-86  
Rushing Attempts—5 — done six times  
Most Recent: 12-8-85 at Denver  
Rushing Yards—46 at Dallas 10-23-83  
35 vs. Seattle 10-30-83  
33 vs. Cleveland 12-20-87  
Longest Runs—23 at Dallas 10-23-83  
18 at Houston 11-8-81  
17 at San Diego 11-10-85  
Longest TD Runs—14 vs. Indianapolis 11-25-84  
14 vs. Indianapolis 11-25-87  
12 vs. San Diego 11-22-81


## PLAYOFF STATISTICS

**GAMES PLAYED/STARTED:** 1985-1/1

### PASSING

Year	Club	G	Att.	Comp.	Pct.	Yds.	TD	Int.	LG	LAP
1985	LA Raiders	1	27	11	40.8	135	1	3	31	2-11

**OTHER STATS:** Rushing: 1985-one for nine yards.



## RON WOOTEN 61

OG 6-4 273

NORTH CAROLINA 9th year

DOB: 6-28-59 at Bourne, MA

HOW ACQUIRED: D-6, 1981 (157th)

**PRO:** In 1988, started 14 games (missed two games — vs. Buffalo on 9-18 and at Houston on 9-25 because of elbow injury)...needs two games to reach 100 in career...plays right guard position...is Mr. Consistency in offensive line — just insert his name in lineup and feel comfortable that job will be done...reflects the makeup of offensive line — intelligent, always thinking, physical...in 1987, started all 13 games he played...during 1988 off-season, was able to lift weights for first time in couple of years (when injuries didn't allow him to lift heavy weights)...in 1986, started every game over the season...in 1985 started all but two of 20 games...in 1984, won award as top offensive lineman (annual Jim Lee Hunt Memorial Award) by 1776 club as selected by coaches...started in all 16 games in '84...when Bob Cryder was slowed by an injury after two games in 1982, Ron moved into starting role at right guard...in 1983 and 1982 seasons with Ron as starter, the Patriots rushed for more yards (3,952) than any other NFL team...a back injury forced him onto the injured reserve list on 8-31-81, where he spent entire '81 season...joined the Patriots as sixth-round pick in 1981.

**COLLEGE:** Was leading vote-getter among offensive linemen on '80 All-ACC team (named on 114 of 122 ballots)...as a senior, helped lead Tar Heels' fine running attack (270 yds. per game)...won Jacobs Blocking Trophy in 1980 as best OL in ACC; named 1980 Playboy All-American, Walter Camp All-American, Sporting News All-American.

**PERSONAL:** Married (Ann)...has two children — daughter, Rachel Marie (5), and son, Ryan (3)...graduated in the Spring of 1982 from North Carolina with a degree in Chemistry...has an MBA from Boston University...spent 1988 and 1989 off-seasons working for Fleet National Bank in Providence, R.I....enjoys golf and plays in various celebrity golf tournaments (played in Eastern Carolina Tourney last two years with another UNC grad, Michael Jordan, for Ronald McDonald Houses of North Carolina and plays in North Carolina Freedom Celebrity Tournament for development of a drug rehabilitation center for children and young adults in Charlotte, N.C.)...is from Kinston, N.C., same hometown as teammate Lin Dawson, where they were honored after Super Bowl XX...has worked for the American Lung Assn. of Massachusetts Smoke-Free family campaign for past three years ...frequent visitor to hospitals and schools...given name: Ronald John Wooten.

**GAMES PLAYED/STARTED:** 1981-On injured reserve entire season, 1982-9/7, 1983-16/16, 1984-16/16, 1985-14/14, 1986-16/16, 1987-13/13, 1988-14/14. Total: 98/96.

**STATS:** Fumble Recoveries: 1986-1.

## PLAYOFF STATISTICS

**GAMES PLAYED/STARTED:** 1982-1/1, 1985-4/4, 1986-1/1. Total: 6/6.



# 1989 PATRIOTS TRAINING CAMP ROSTER

Note: During training camp offensive players and kickers wear white jerseys — W. Defensive players wear red jerseys — R.									
No.	Name	Pos.	Ht.	Wgt.	NFL Exp.	Birthdate	Birthplace	College	How Acquired
39W	Allen, Marvin	RB	5-10	208	2	11/23/65	Wichita Falls, TX	Tulane	D11-'88
10W	Antrum, Glenn	WR	5-11	175	R	2/03/66	Derby, CT	Connecticut	FA-'89
78W	Armstrong, Bruce	OT	6-4	284	3	9/07/65	Miami, FL	Louisville	D1-'87
68W	Baab, Mike	OC	6-4	270	8	12/06/59	Ft. Worth, TX	Texas	T(Cle)-'88
27W	Banks, Michael	WR	5-9	185	1	4/17/65	Joliet, Ill.	Utah State	FA-'89
29W	Bankston, Lon	RB	6-0	200	R	11/23/65	Crossett, AR	Delta State	FA-'89
28R	Bowman, Jim	SS	6-2	215	5	10/26/63	Cadillac, MI	Central Michigan	D2b-'85
59R	Brown, Vincent	LB	6-2	245	2	1/09/65	Atlanta, GA	Mississippi Valley State	D2-'88
53R	Chubb, Aaron	LB	6-5	235	R	8/17/66	Rockmart, GA	Georgia	D12-'89
26R	Clayborn, Raymond	CB	6-1	186	13	1/02/55	Ft. Worth, TX	Texas	D1a-'77
45W	Coats, Billy	RB	6-1	217	R	11/13/65	Coffeeville, AL	Oregon Tech	FA-'89
22R	Coleman, Eric	CB	6-0	190	R	12/27/66	Denver, CO	Wyoming	D2-'89
47W	Cook, Marv	TE	6-4	234	R	2/24/66	Iowa City, IA	Iowa	D3a-'89
58R	Cooks, Terrence	LB	6-0	230	R	10/25/66	New Orleans, LA	Nicholls State	FA-'89
65R	Darling, Darryl	DL	6-2	265	R	3/05/66	Hollywood, FL	Missouri	FA-'89
5W	Davis, Greg	K	5-11	197	3	10/29/65	Rome, GA	Citadel	FA(Unp)-'89
87W	Dawson, Lin	TE	6-3	240	8	6/24/59	Norfolk, VA	North Carolina State	D8b-'81
67W	Douglas, David	OG/OC	6-4	280	4	3/20/63	Chattanooga, TN	Tennessee	FA(Unp)-'89
21W	Dupard, Reggie	RB	5-11	205	4	10/30/63	New Orleans, LA	S.M.U.	D1-'86
12W	Dykes, Hart Lee	WR	6-4	218	R	9/02/66	Bay City, TX	Oklahoma State	D1-'89
11W	Eason, Tony	OB	6-4	212	7	10/08/59	Blythe, CA	Illinois	D1-'83
66W	Fairchild, Paul	OG	6-4	270	6	9/14/61	Carroll, IA	Kansas	D5-'84
62W	Farrell, Sean	OG	6-3	260	8	5/25/60	Southampton, NY	Penn State	T(TB)-'87
6W	Feagles, Jeff	P	6-0	198	2	3/07/66	Anaheim, CA	Miami (Florida)	FA-'88
36R	Feggins, Howard	CB	5-10	190	1	5/06/65	South Hill, VA	North Carolina-Charlotte	FA-'89

No.	Name	Pos.	Ht.	Wgt.	NFL Exp.	Birthdate	Birthplace	College	How Acquired
2W	Flutie, Doug	QB	5-10	175	4	10/23/62	Manchester, MD	Boston College	T(Chi)-'87
81W	Francis, Russ	TE	6-6	242	14	4/03/53	Seattle, WA	Oregon	FA-'87
80W	Fryar, Irving	WR/PR	6-0	200	6	9/28/62	Mt. Holly, NJ	Nebraska	D1-'84
48W	Gadbois, Dennis	WR	6-1	183	3	9/18/63	Biddeford, ME	Boston University	FA-'87
98R	Gannon, Chris	DE	6-6	265	R	1/20/66	Brandon, FL	Southwestern Louisiana	D3b-'89
72R	Goad, Tim	NT	6-3	280	2	2/28/66	Claudville, VA	North Carolina	D4a-'88
14W	Grogan, Steve	QB	6-4	210	15	7/24/53	San Antonio, TX	Kansas State	D5a-'75
33W	Hinz, Tony	RB	6-2	215	R	7/30/67	Minneapolis, MN	Harvard	D11-'89
97R	Hodge, Milford	DE	6-3	278	4	3/11/61	Los Angeles, CA	Washington State	FA-'86
41R	Holmes, Darryl	FS	6-2	190	3	9/06/64	Birmingham, AL	Fort Valley State	FA-'87
37R	Hurst, Maurice	CB	5-10	185	R	9/17/67	New Orleans, LA	Southern	D4a-'89
74W	Incorminias, Creighton	OT	6-3	298	R	2/05/67	Philadelphia, PA	North Carolina	FA-'89
32W	James, Craig	RB	6-0	215	5	1/02/61	Jacksonville, TX	S.M.U.	D7-'83
38R	James, Roland	SS	6-2	191	10	2/18/58	Jamestown, OH	Tennessee	D1a-'80
99R	Jeter, Gary	DE	6-4	265	13	1/24/55	Wierton, WV	U.S.C.	FA(Unp)-'89
85W	Johnson, Steve	TE	6-6	240	2	6/22/65	Huntsville, AL	Virginia Tech	D6-'88
83W	Jones, Cedric	WR	6-1	184	8	6/01/60	Norfolk, VA	Duke	D3a-'82
18W	Jones, Mike	WR	5-11	183	7	4/14/60	Chattanooga, TN	Tennessee State	FA(Unp)-'89
93R	Jordan, Tim	LB	6-3	226	3	4/26/64	Madison, WI	Wisconsin	D4c-'87
55R	Lindstrom, Eric	LB	6-3	235	R	5/27/66	Weymouth, MA	Boston College	D7-'89
42R	Lippett, Ronnie	CB	5-11	180	7	12/10/60	Melbourne, FL	Miami (Florida)	D8-'83
31R	Marion, Fred	FS	6-2	191	8	1/02/59	Gainesville, FL	Miami (Florida)	D5-'82
82W	Martin, Sammy	WR/KR	5-11	175	2	8/21/65	Gretna, LA	L.S.U.	D4b-'88
64W	Matich, Trevor	OC	6-4	270	5	10/09/61	Sacramento, CA	Brigham Young	D1-'85
35W	McGee, Mike	RB	6-1	227	R	11/06/65	Dayton, OH	Bowling Green	FA-'89


No.	Name	Pos.	Ht.	Wgt.	NFL Exp.	Birthdate	Birthplace	College	How Acquired
50R	McGrew, Lawrence	LB	6-5	233	9	7/23/57	Berkeley, CA	U.S.C.	D2-'80
92R	McNeil, Emanuel	NT	6-3	285	R	6/09/67	Richmond, VA	Tennessee-Martin	D10-'89
23R	McSwain, Rod	CB	6-1	198	6	1/28/62	Caroleen, NC	Clemson	T(Atl)-'84
91R	Merritt, Boo	LB	6-3	230	R	8/07/66	San Francisco, CA	New Mexico State	FA-'89
40W	Mitchel, Eric	RB	6-0	210	R	2/13/67	Pine Bluff, AR	Oklahoma	D6-'89
86W	Morgan, Stanley	WR	5-11	181	13	2/17/55	Easley, SC	Tennessee	D1b-'77
24W	Norris, Darron	RB	5-9	203	R	12/05/66	Oceanside, CA	Texas	D9a-'89
71W	Pellegrini, Chuck	OG	6-3	275	R	7/15/66	Norway, MI	Central Michigan	FA-'89
34W	Perryman, Robert	RB	6-1	233	3	10/16/64	Raleigh, NC	Michigan	D3-'87
76W	Rehder, Tom	OT	6-7	280	2	1/27/65	Sacramento, CA	Notre Dame	D3-'88
52R	Rembert, Johnny	LB	6-3	234	7	1/19/61	Hollandale, MS	Clemson	D4-'83
95R	Reynolds, Ed	LB	6-5	242	7	9/23/61	Stuttgart, W. Germany	Virginia	FA-'83
43R	Rice, Rodney	CB	5-8	180	R	6/18/66	Albany, GA	Brigham Young	D8a-'89
8W	Robbins, Monte	P	6-4	210	1	9/19/64	Great Bend, KS	Michigan	T(Was)-'89
88W	Scott, Willie	TE	6-4	245	9	2/13/59	Newberry, SC	South Carolina	T(KC)-'86
90R	Shorts, Peter	DL	6-8	278	R	7/12/66	Vanesville, WI	Illinois State	FA-'89
49W	Sievers, Eric	TE	6-4	238	9	11/09/57	Urbana, IL	Maryland	FA(Unp)-'89
77R	Sims, Kenneth	DE	6-5	271	8	10/31/59	Kosse, TX	Texas	D1a-'82
4W	Staurovsky, Jason	K	5-9	170	3	3/23/63	Tulsa, OK	Tulsa	FA-'88
44W	Stephens, John	RB	6-1	215	2	2/23/66	Shreveport, LA	Northwestern (LA) State	D1-'88
30W	Tatupu, Mosi	RB	6-0	227	12	4/26/55	Pago Pago, American, Samoa	U.S.C.	D8b-'78
19W	Timpson, Michael	WR/PR	5-10	175	R	6/06/67	Baxley, GA	Penn State	D4b-'89
56R	Tippett, Andre	LB	6-3	241	8	12/27/59	Birmingham, AL	Iowa	D2b-'82
60R	Veris, Garin	DE	6-4	255	5	2/27/63	Chillicothe, OH	Stanford	D2a-'85
70W	Viaene, David	OT	6-5	300	1	7/14/65	Appleton, WI	Minnesota-Duluth	FA(Unp)-'89

No.	Name	Pos.	Ht.	Wgt.	NFL Exp.	Birthdate	Birthplace	College	How Acquired
73W	Villa, Danny	OT	6-5	305	3	9/21/64	Nogales, AZ	Arizona State	D5a-'87
94R	Ward, David	LB	6-2	232	2	3/10/64	Helena, AR	Southern Arkansas	FA-'88
17W	White, Todd	WR/KR	6-0	195	1	9/15/65	Santa Monica, CA	California St.-Fullerton	FA-'89
65W	Wiese, Brett	OG	6-4	280	R	8/06/66	Arcadia, CA	Washington	FA-'89
51R	Wilkins, Peter	LB	6-3	225	1	9/27/65	Honolulu, HI	Idaho	FA-'89
96R	Williams, Brent	DE	6-3	278	4	10/23/64	Flint, MI	Toledo	D7b-'86
54R	Williams, Ed	LB	6-4	244	5	9/08/61	Odessa, TX	Texas	D2-'84
75W	Wilson, Curtis	OC	6-3	283	R	10/30/65	Chillicothe, MO	Missouri	D9b-'89
15W	Wilson, Marc	QB	6-5	205	9	2/15/57	Bremerton, WA	Brigham Young	FA-'89
61W	Wooten, Ron	OG	6-4	273	8	6/28/59	Bourne, MA	North Carolina	D6-'81
25R	Zackery, Tony	CB	6-2	195	R	11/20/66	Seattle, WA	Washington	D8b-'89

HEAD COACH — Raymond Berry ASSISTANT COACHES — Don Blackmon (Assistant Linebackers), Jimmy Carr (Defensive Backfield), Bobby Grier (Offensive Backfield), Ray Hamilton (Assistant Defensive Line), Harold Jackson (Receivers), Eddie Khayat (Defensive Line), Guy Morris (Offensive Line), John Polonchek (Special Assistant To The Head Coach), Keith Rowen (Special Teams/Tight Ends), Don Shinnick (Linebackers), Jerry Simmons (Strength/Conditioning), Richard Wood (Quarterbacks).

# 1989 DRAFT CHOICES

ROUND	OVERALL	NAME	POS	HT	WT	COLLEGE
1	16	Dykes, Hart Lee	WR	6-4	218	Oklahoma St.
2	43	Coleman, Eric	DB	6-0	190	Wyoming
3a	63	Cook, Marv	TE	6-4	250	Iowa
3b	73	Gannon, Chris	DE	6-6	265	S.W. Louisiana
4a	96	Hurst, Maurice	DB	5-10	185	Southern
4b	100	Timpson, Michael	WR	5-10	175	Penn State
6	166	Mitchel, Eric	RB	6-0	210	Oklahoma
7	179	Lindstrom, Eric	LB	6-3	231	Boston College
8a	211	Rice, Rodney	DB	5-8	180	Brigham Young
8b	224	Zackery, Tony	DB	6-2	195	Washington
9a	241	Norris, Darron	RB	5-9	215	Texas
9b	248	Wilson, Curtis	OC	6-3	290	Missouri
10	268	McNeil, Emanuel	NT	6-2	281	Tenn.-Martin
11	295	Hinz, Tony	FB	6-2	215	Harvard
12	325	Chubb, Aaron	LB	6-5	235	Georgia



**HART LEE DYKES 12**  
 WR 6-4 218  
 OKLAHOMA STATE D-1 (16th)  
 DOB: 9-2-66 at Bay City, TX

**PRO:** First of 41 wide receivers taken in '89 draft...2nd of two first-round players drafted from Oklahoma State (Barry Sanders the other, going to Lions as third pick).

**COLLEGE:** A tremendous athlete with blazing speed (4.6 in 40) and outstanding leaping ability (34-inch vertical jump)...big-play performer, and he likes to block...with outstanding size, it's not unusual to see him drag tacklers for extra yards...had at least 60 receptions in each of last three college seasons...caught at least two passes in last 36 college outings...was All-Big Eight first team as sophomore, junior, senior...was consensus All-American as senior...also standout baseball pitcher (lefty, throws ball 95 miles-an-hour); drafted by Chicago White Sox in 1988 draft (29th round)...in 1988, was fourth in country in receptions with 74 (for 1,278 yards, a 17.3 avg.); had 14 TDs...holds virtually every school game, season and career receiving record; broke previous record of 120 catches with 224 receptions, broke previous 1,973 yards record with 3,510 yards and previous 15 TD mark by having 31...broke Big Eight Conference record of career catches and surpassed Johnny Rodgers' all-time conference receiving yards mark of 2,479 yards...opened season with eight catches for 175 yards (and a 73-yard TD) in a 52-20 win over Miami of Ohio...had nine catches in three games in senior year — 127 yards in a 45-27 win over Missouri, 123 yards vs. Oklahoma and 112 yards vs. Texas Tech...10 catches for 163 yards in 62-14 win vs. Wyoming in the Holiday Bowl...team went 10-2...in 1987, had 61 catches for 978 yards (16.0 avg.) and eight TDs to lead league's receivers in all three items...was HM All-American by UPI...caught eight passes for 114 yards and an 18-yard TD in 42-17 win over Colorado...had eight catches for 154 yards and a 22-yard TD in a 35-29 win over Wyoming...was on 1988 college baseball team as a starting pitcher (a tender elbow forced him to concentrate on football), and had a 2-0 record in seven appearances (six starts) in 23.2 innings, 5.43 ERA, 29 strikeouts, 34 walks, four wild pitches and two hit batters...in 1986, was honorable mention AP All-American, catching 60 passes for 814 yards (13.6 avg.) with seven TDs...completed one of three passes for 36 yards and ran once for two yards...averaged 11.5 on two kickoff returns...opened season with eight catches for 121 yards with TDs of 11 and 45 yards in 21-20 win over Southwestern Louisiana...followed that with eight catches for 69 yards vs. Tulsa...caught 11 passes for 131 yards and a 20-yard TD in a 21-14 win over Iowa State...in 1985, had eight catches for 101 yards (12.6 avg.), despite having a painful foot injury all year...equalled his season reception total in Gator Bowl with eight catches for 104 yards and a 31-yard TD in a 34-24 loss to Florida State.


**PERSONAL:** Single...majored in business in college...attended Bay City (Tx.) HS, where he was one of the most heavily recruited football players in the country...lettered three times in both football and basketball and earned two letters in baseball; was also on track team...led team to Texas State Championship in three sports (football, basketball and track; made it to regionals in baseball)...was co-captain in all three sports...had 32 receptions for 910 yards and 9 TDs along with eight interceptions (two for TDs)...career receiving totals: 94 catches for 2,862 yards (third best in Texas HS history)...named top football player in state as senior...was Parade All-American as well as USA Today's national high school Offensive Player of Year...led basketball team in rebounding and scoring (20 pt. avg.)...HS teammate was Joe DeLoach, who beat Carl Lewis in the 200-meter finals at the Seoul Olympics last year to capture gold medal...in track, competed in long jump and high jump...as nine-year-old, won national punt, pass and kick competition and at age 11, won national pitch, hit and run event...given name: Hart Lee Dykes, Jr.

#### COLLEGE STATISTICS

##### Receiving

Year	No.	Yds.	Avg.	LG	TD
1985	8	101	12.6	23	0
1986	60	814	13.6	46	7
1987	61	978	16.0	48t	8
1988	74	1278	17.3	73t	14
Totals	203	3171	15.6	73t	29

**OTHER STATS:** Rushing: 1985- three for five yards, 1986- one for two yards. Passing: 1986- 1-for-3, 36 yards, 0 TDs, 1 Int., 1988- 0-for-1. Kickoff Returns: 1986- two for 23 yards.



### ERIC COLEMAN 22

CB 6-0 190

WYOMING D-2 (43rd)

DOB: 12-27-66 at Denver, CO

**PRO:** 2nd of 15 players taken by NE in '89 draft...was fifth of 61 defensive backs drafted...first of three players from Univ. of Wyoming drafted in '89.

**COLLEGE:** Considered very physical pass defender, who likes to play bump and run...has fine quickness, leaping ability (41 inches)...has good instincts and is aggressive open field tackler...fine athlete, as shown by fact he started college career as wide receiver, moved to halfback and then to cornerback as junior...was sprinter, long-jumper, high jumper on Wyoming indoor track team for four years...feels years on offense helped his ability to read and react on defense...as senior, selected All-Western Athletic Conference first team and HM All-American by the AP...played in East-West Shrine all-star game...knows Patriots' defensive language, having played for college secondary coach Greg Brown, who coached with NE def. backfield coach Jimmy Carr in USFL...in 1988, started every game at left cornerback and led team in tackles with 93 (69 solos)...had nine deflections, two interceptions (no yards) and caused one fumble...in a 24-14 season-opening win over BYU, had pair of tackles and a key pass interception to kill scoring drive...made 16 tackles in 48-45 win over Air Force; had 13 tackles (10 solos) and deflection vs. Houston...had eight solo tackles vs. Oklahoma State in Holiday Bowl...played in annual East-West Shrine Game...in 1987 as junior, moved to cornerback in spring drills...finished year with 21 tackles (15 solos) while sharing position...recovered two fumbles, deflected three passes and had two interceptions (for 40 yards)...vs. BYU, had pair of key solo tackles as Wyoming held off last minute scoring drive in 29-27 win...vs. Houston, stepped in for injured player and had two solo tackles and one interception (40-yard return) in 37-35 win...in 1986, sophomore year, was reserve halfback...rushed for 276 yards on 79 carries (3.5 avg.) and one TD (nine-yarder vs. Baylor); caught 30 passes for 167 yards (5.6 avg.) and one TD (14-yarder vs. San Diego State)...returned 14 kickoffs for 298 yards (21.3 avg.)...had 64-yard kick return to set up game-winning TD in 21-12 win vs. Wisconsin...in 1985, was reserve split end and caught 11 passes for 150 yards (13.6 avg.); vs. San Diego State, had four catches for 40 yards...in indoor track, won the 60-meter WAC championship with 6.2 clocking...had best in high jump of 6-8 and long jump best of 24-7.



**PERSONAL:** Single...working towards degree in business...attended Thomas Jefferson HS (Denver, Co.), where lettered in three years of football and four years of track...played wide receiver, free safety, placekicker and punter, with only time leaving field on kickoff returns in three years...team won league title senior year. ...had game-winning 30-yard FG in closing seconds in playoffs as senior; longest FG was 35-yarder...ran anchor of relay teams...still holds HS' long-jump record (22-10, as senior)...hobbies: fishing, gymnastics (best event: floor exercise), pickup basketball...one of seven children...given name: Eric Gerard Coleman.

## COLLEGE STATISTICS

### Defensive Statistics

Year	Tackles		Sacks	Fum. Forced	Fum. Rec.	Pass Def.
	Solo	Assists				
1987	15	6	0	0	2	3
1988	69	24	0	1	0	9
Totals	84	30	0	1	2	12

### Interceptions


Year	No.	Yds.	Avg.	LG	TD
1987	2	40	20.0	40	0
1988	2	0	0.0	0	0
Totals	4	40	10.0	40	0

### Rushing

### Receiving

Year	No.	Yds.	Avg.	LG	TD	No.	Yds.	Avg.	LG	TD
1985	1	-3	-3.0	-3	0	11	150	13.6	21	0
1986	79	276	3.5	17	1	30	167	5.6	20	1
Totals	80	273	3.4	17	1	41	317	7.7	21	1

**OTHER STATS:** Kickoff Returns: 1986- 14 for 298 yards (including career long return of 64 yards), 1987- five for 100 yards. Punt Returns: 1988- one for 20 yards.



## MARV COOK 47

TE 6-4 250

IOWA D-3a (63rd)

DOB: 2-24-66 at Iowa City, IA

**PRO:** 3rd of 15 draft picks by NE...3rd of 16 TEs drafted...draft pick gained from Tampa Bay through trade for WR Stephen Starring in summer of '88...1st of four Iowa players drafted...had surgery for stress fracture in left foot on 5-19 after suffering injury 5-8 while running patterns during team's mini-camp.

**COLLEGE:** An all-around athlete, is considered fine special teams player (not afraid to throw himself into pack on a return to come up with tackle)...clutch receiver over middle...started as a junior and senior...with sturdy frame, can carry tacklers before hitting ground...quiet leader, always giving 100 percent...also fine punter, had 39.0 average on five punts (two kicks landed inside the 20) as senior and had 37.4 average on 15 punts during junior year...fine pass-receiver, closed out college years with 126 catches, 2nd on school's career-catch list (23 shy of record-holder Ronnie Harmon, now with Buffalo Bills)...caught at least two passes in last 22 games...caught 96 passes last two seasons (1,405 yards, five TDs)...teammates picked him team Offensive MVP as junior, senior...in 1988, named 1st-team All-American by College and Pro Football Newsweekly, UPI, Football News and Kodak...played in Japan Bowl, Hula all-star games...named 1st-team All-Big Ten Conference as junior, senior...led conference and ranked ninth in nation with 55 receptions for 645 yards (11.7 avg.) and three TDs — despite missing three and a half games with an ankle injury...was nation's top receiver among TEs...became 1st TE in eight years to lead Big Ten in receiving...set school season record for catches and yardage by TE...had 11 receptions (school record for a TE) for 96 yards vs. Indiana; named team's Offensive MVP in 17-17 tie vs. Michigan, when he had nine catches for 111 yards and a TD...was one of five team captains...team went 6-4-3 senior


year...closed out Iowa career with eight receptions for 122 yards in 28-24 loss to North Carolina State in Peach Bowl...in 1987, his junior year, picked HM All-American by AP and named Academic All-Big Ten...beat out two-year starter for top spot and set school records for a TE, 43 catches for 760 yards (17.7 avg.) and two TDs...33 of his catches went for 1st downs...had nine catches for 159 yards (and 28-yard TD) in 29-27 win over Ohio State...vs. Indiana, had four catches for 95 yards (a 60-yard catch set up the winning TD), averaged 43.4 on four punts (long of 64) and had three solo tackles on special teams (29-21 Iowa win)...in 1986, saw considerable action in double-TE formations...caught 12 passes for 204 yards (17.0 avg.)...had two catches for 51 yards vs. Michigan State...handled the team's kickoff duties and punted twice for 69 yards, with long of 44...had two catches for 51 yards in 39-38 win over San Diego State in Holiday Bowl...in 1985, was third-string tight end, playing mostly on special teams...was redshirted in 1984.

**PERSONAL:** Single...working towards general studies degree...attended West Branch (Iowa) HS, where he earned 14 letters (in football, basketball, baseball and track; capt. in all as senior)...comes from town of 2,000 people (68 were in HS graduating class); Herbert Hoover was born in West Branch (10 miles from Iowa City)...was three-time all-conference choice in all four sports...never left field in HS football — played quarterback, linebacker, placekicker, punter (recruited to Iowa as an athlete)...team went 8-1 senior and soph. years and 7-2 junior year...threw for more than 2,400 yards final two years...was 1st team all-state in football as senior...won the state 400-meter hurdles title as senior; team ran in Drake Relays all four years, winning sprint relays as senior...team won state track title his junior, senior years...in hoop, had 18-pt, 11-rebound average; in baseball, was first baseman-catcher...hobbies: golf (next-door neighbor is pro golfer Dave Rummells) and water skiing...given name: Marvin Eugene Cook.

#### COLLEGE STATISTICS

##### Receiving

Year	No.	Yds.	Avg.	LG	TD
1986	12	204	17.0	29	0
1987	43	760	17.7	60	2
1988	55	645	11.7	29	3
Totals	110	1609	14.6	60	5



**CHRIS GANNON 98**  
DE 6-6 265  
S.W. LOUISIANA D-3b (73rd)  
DOB: 1-20-66 at Brandon, FL

**PRO:** Was fourth of 15 picks by NE in '89 draft...first of three players from Southwestern Louisiana drafted in '89...was eighth of 22 defensive ends taken in draft.

**COLLEGE:** Was considered one of country's top defensive linemen in 1988...extremely fast, agile player with fine strength; runs 40 in 4.8...has tremendous desire to do well...was one of the strongest players on team (can bench press 385, power clean 315 and squat 460)...bounced back from injury-filled sophomore year to dominate competition his junior and senior seasons...had 18 career sacks in college, six his senior year...in 1988, was second on team with 94 tackles (52 solos) and led team in sacks (six) and tackles behind line (10 for 49 yards)...also had one interception (vs. Memphis State)...played strongside end as senior and weakside as junior...had 13 tackles (seven solos) and interception vs. Alabama; had 12 tackles in season-opening 24-9 win over Cal-Fullerton...played in Blue-Gray Classic (had four tackles) and Senior Bowl...as a junior in 1987, led team's defensive linemen with 70 tackles (39 solos), six sacks...had 13 tackles for 67 yards in losses (one of just eight in school's history to have double-digit stops for negative yards in a season)...had two fumble recoveries and caused two others, also had three pass deflections and one interception (nine-yard return)...had 13 tackles and two sacks in a 13-3 win over Northwestern (La.) State (John Stephens missed the game with an injury)...in 1986, was bothered by twisted knee, sore neck and pinched nerve in shoulder...had 39 tackles (18 solos), three sacks, four tackles for losses (31 yards) and one forced


fumble from strongside end spot...had seven tackles — and blocked punt that led to TD — in a 21-20 loss to Mississippi...in 1985, played nose guard and was third among down linemen in tackles with 46 (24 solos); had two deflections, three sacks and six tackles behind line (45 yards lost)...in 1984, was red-shirted...added more than 20 pounds between season and spring drills...USL went 6-5 in each the 1988, 1987 and 1986 seasons and 4-7 in 1985.

**PERSONAL:** Single...will be working towards degree in general business during off-season...attended Orange Park (Fl.) HS, where he was two-time all-county and all-district in football as TE...also played defensive end...was second-team Class AAAA as senior; named all-state as senior...two of HS teammates are playing pro ball: Adrian White of NY Giants and Ray Criswell of Tampa Bay...earned three letters in football, two in track and one in baseball...threw discus in track...in summers of 1986 and 1987, worked with visually handicapped as swimming instructor in Lake Whales, Fl...in summers of 1987 and 1988, worked with deaf and blind in St. Augustine, Fl...in summer of 1983 (between junior and senior years of HS), worked three months sodding 17th and 18th fairways at Tournament Players Championship (TPC) course in Ponte Vedra, Fl...hobbies: swimming, playing softball and cycling...given name: Christopher Stephen Gannon.

#### COLLEGE STATISTICS

##### Defensive Statistics

Year	Tackles		Sacks	Fum. Forced	Fum. Rec.	Int.	Pass Def.
	Solo	Assists					
1985	24	22	3	0	0	0	2
1986	18	21	3	1	0	0	0
1987	39	31	6	2	2	1	3
1988	52	42	6	0	0	1	0
Totals	133	116	18	3	2	2	5



### MAURICE HURST 37

CB 5-10 185

SOUTHERN D-4a (96th)

DOB: 9-17-67 at New Orleans, LA

**PRO:** Was 5th of 15 players drafted by NE in '89 draft...taken with Redskins draft pick, gained in draft pick trade in 1988...only player drafted from Southern Univ...16th of 61 defensive backs taken in draft.

**COLLEGE:** Made great strides as pass defender after beginning his college career as wide receiver...runs 40 in 4.4 and can bench press 320 pounds...two-year starter at cornerback, not afraid to throw his body around to make the play...as senior in 1988, was selected first team All-Southwestern Athletic Conference...teams kept away from his side of field, and finished with 28 tackles (21 solos), nine pass deflections, three interceptions (for 25 yards) and a sack (for seven yards)...had three kickoff returns for 41 yards (13.7 average) and 33 punt returns for 158 yards (4.8 average)...named Defensive Player of Game after making pair of key fourth-quarter tackles, two deflections and returning six punts for 34 yards vs. Nicholls State (Nicholls won, 27-0)...named Player of Game when had two tackles, two deflections and three kickoffs for 41 yards vs. Jackson State (Jackson won, 23-3)...in 1987, picked HM ALL-SWAC, after moving to cornerback from wide receiver during spring drills...had 31 tackles (18 solos) and fumble recovery...had four interceptions for 36 yards...led league with 18 deflected passes...had career-high eight tackles—and pair of deflections—in 14-7 win over Tennessee State...biggest college thrill: in Bayou Classic, played at Louisiana Superdome in 1987, forced fumble late in game to give Southern a 27-21 win over Grambling...in 1986, his sophomore year, started all year at wide receiver and led team with 18 catches for 347 yards (19.3 average) and five TDs...opened season with six catches for 82 yards (and an 18-yard TD) in 27-9 win over Alabama State...had TD catches of 44 and 29 yards vs. Alcorn State...in 1985, was a reserve receiver and played in every game (had one catch for five yards)...had 17-yard kickoff return...came to Southern as a walk-on...Southern went 6-5 in 1988, 7-4 in 1987, 5-5-1 in 1986 and 6-5 in 1985.

**PERSONAL:** Single...is working towards physical education degree in college...attended Fortier HS in New Orleans, La...lettered as a wide receiver and defensive back...was three-year varsity player, making all-district as junior and senior WR...also member of school's track team (100 and 200); won district title as junior and senior and set school record in 100 as senior with 10.6...hobbies: fishing and hunting (hunts for rabbits, deer)...given name: Maurice Roy Hurst.

### COLLEGE STATISTICS


#### Defensive Statistics

Year	Tackles		Sacks	Fum. Forced	Fum. Rec.	Int.	Pass Def.
	Solo	Assists					
1987	18	13	0	0	1	4	18
1988	21	7	1	0	0	3	9
Totals	39	20	1	0	1	7	27

#### Receiving

Year	No.	Yds.	Avg.	LG	TD
1985	1	5	5.0	5	0
1986	18	347	19.3	44t	5
Totals	19	352	18.5	44t	5

**OTHER STATS:** Kickoff Returns: 1985- one for 17 yards, 1988- three for 41 yards. Punt Returns: 1988- 33 for 158 yards (career long return of 30 yards).



### MICHAEL TIMPSON 19

WR/PR 5-10 175

PENN STATE D-4b (100th)

DOB: 6-6-67 at Baxley, GA

**PRO:** Was 6th of 15 players drafted by NE...one of six Penn State players drafted...10th of 41 wide receivers taken in '89 draft.

**COLLEGE:** Outstanding athlete, with outstanding speed (4.3 in 40) and sure hands, he's a threat to score whether he's catching passes or returning punts...tough receiver over middle, fine blocker and has excellent leaping ability...was member of track team in college, running the sprints with some of the top guys in world...competed in 1988 Olympic trials in 200-meter dash in July of 1988...in 1988, started 10 of 11 games and led team in receiving with 22 catches for 342 yards (15.6 avg.) and two TDs; had six rushes for 28 yards (4.7 avg.)...returned 16 punts for 162 yards (10.1 avg.) with one TD...in 35-9 win vs. Cincinnati, returned punt 64 yards for TD and also had 42 yards on three catches in game...had five-yard TD in 42-14 win over Virginia; had 60-yard TD in 45-9 win over Temple...had four catches for 66 yards in 21-16 loss to Rutgers...in 1987, played in every game (four starts) and finished third on team with 19 catches for 296 yards (15.6 avg.) and carried ball three times for 39 yards (13.0 avg.)...returned 15 punts for 162 yards (10.8 avg.) and one TD...had three catches for 78 yards in 17-13 loss to Pittsburgh...had 70 yards on two catches in 41-0 win over Cincinnati...returned punt 63 yards for TD in 45-19 win over Bowling Green...had 81 yards on four catches vs. Clemson in Citrus Bowl (35-10 Penn State loss)...team went 8-4...in 1986, was bothered all preseason with a hamstring pull...suffered a shoulder injury in fourth game (vs. Rutgers) and missed rest of season (received medical redshirt)...finished season with two punt returns for 13 yards (long of 10 vs. Rutgers)...team went 12-0 and beat Miami, 14-10, in Fiesta Bowl for national championship... in 1985, made impact as frosh, catching 12 passes for 208 yards (17.3 avg.); had six rushes for 52 yards (8.7 avg.)...had 13 punt returns for 164 yards (12.6 avg.)...had numerous key plays during season...caught two passes for 62 yards, including 50-yarder to set up TD in 20-18 win over Maryland (first college game)...set up FGs with punt returns of 23 yards vs. Temple and 24 yards vs. Rutgers...had 29-yard run on a reverse late in game to set up winning TD in 19-17 win over Alabama...set up TD with 48-yard punt return in 24-20 win over Syracuse...had 13-yard reverse to go to one-yard line in 31-10 win over Cincinnati...team went 11-1 and lost to


Oklahoma, 25-10, in Orange Bowl...in track, was named the Outstanding Track Athlete at the Colonial Relays in 1987...was a co-winner at IC4A 400-meter indoor championships in 1987...holds school records in following: the 100 high hurdles and 200-meters in outdoor events and the 60-meter sprint, 60-meter high hurdles and 400-meters in indoor events...is former American collegiate record holder in the 300-meters.

**PERSONAL:** Married (Edwena)...will work towards degree in telecommunications during off-season...attended Hialeah Miami Lakes HS in Hialeah, Fl., where he was team captain and MVP in both football and track...in football, played RB, WR, DB, QB...as junior, had 37 receptions for 622 yards (22.2 avg.); in one game, vs. North Miami Beach HS, had 11 catches for 300 yards and two TDs...moved to tailback as senior and rushed for 797 yards and scored 98 points; moved to quarterback for final two games...in track, became first athlete to win four events at Florida state track meet (senior year), taking the long jump, 120 hurdles, 330 hurdles and 220 dash; won three state titles as junior — in long jump, 120 and 330 hurdles for 28 of team's 44 points as team won Class 4A state title...set 110-meter high hurdles record (13.40) in winning Golden West Invitational as senior (draft choice Eric Mitchel placed 3rd)...brother, John, was a nationally-ranked hurdler at Texas Southern and was in Olympic trials (110 high hurdles) in 1984...hobbies: fishing, collecting random things (has 32 hats)...given name: Michael Dwain Timpson.

#### COLLEGE STATISTICS

Year	Receiving					Rushing				
	No.	Yds.	Avg.	LG	TD	No.	Yds.	Avg.	LG	TD
1985	12	208	17.3	50	0	6	52	8.7	29	0
1986	0	0	—	—	—	0	0	—	—	—
1987	19	296	15.6	52	0	3	39	13.0	24	0
1988	22	342	15.6	60t	2	6	28	4.7	12	0
Totals	53	846	16.0	60t	2	15	119	7.9	29	0

**OTHER STATS:** Punt Returns: 1985- 13 for 164 yards, 1986- two for 13 yards, 1987- 15 for 162 yards (including 63-yard return for a touchdown), 1988- 16 for 162 yards (including 64-yard return for a touchdown).



**ERIC MITCHEL 40**  
 RB 6-0 210  
 OKLAHOMA D-6 (166th)  
 DOB: 2-13-67 at Pine Bluff, AR

**PRO:** Was 7th of 15 players drafted by NE in '89 draft...2nd of four Univ. of Oklahoma players taken in draft...19th of 46 running backs drafted.

**COLLEGE:** A talented athlete, he was a quarterback his first two years and spent last two seasons at halfback...runs 40 in 4.33 and has 34 inch vertical leap...as a senior, rushed for 331 yards on 31 carries (10.7 avg.) with three touchdowns...caught two TD passes...161 yards on just six carries in 70-24 win over Kansas State (TD runs of 85 and 47 yards)...had 75 yards on eight carries (with 24-yard TD) in 63-14 win over Kansas...team went 9-2 and lost to Clemson, 13-6, in Citrus Bowl...in 1987, rushed for 262 yards on 31 carries (8.5 avg.) with one TD; caught one pass for 16 yards...had 149 yards on seven carries in a 59-10 win vs. Kansas State — had two TDs in game (82-yard run and 16-yard catch)...team went 11-1 (lost to Miami in Orange Bowl, 20-14)...in 1986, was a reserve quarterback, completing six of 21 passes (28.6%) for 179 yards and three TDs; rushed for 418 yards on 69 carries (6.1 avg.) with seven TDs...had two TDs in a 38-3 win vs. UCLA, with one spectacular 10-yard TD run...started vs. Kansas State (56-10 win) and had 58-yard TD pass, ran for 126 yards on 12 carries and had TD runs of 54 and three yards...had 56-yard TD pass to TE Keith Jackson (now with Philadelphia Eagles) vs. Texas (47-12 Oklahoma win)...had 122 yards rushing on 11 carries and two TDs vs. Missouri (77-0 win)...moved to halfback after the spring drills prior to junior year...team went 11-1 and beat Arkansas, 42-8, in the Orange Bowl...in 1985, his freshman year, was third-string QB — completed three of five passes


(60.0%) for 44 yards with one TD (19-yarder vs. Kansas) in a 48-6 win; ran for 282 yards on 43 carries (6.6 avg.) with two TDs...returned two kickoffs for 31 yards, including a long of 16 yards (vs. Miami)...saw extensive action in a 59-14 win vs. Iowa State, rushing for 135 yards on 15 carries (had TD runs of three and 20 yards) and throwing for 24 yards on pass completions...had 75 yards on seven carries — including 36-yard run — in a 31-0 win over Kansas...team went 9-2-1 and with 25-10 win in Orange Bowl vs. Penn State, finished number one in year-end polls.

**PERSONAL:** Married (Francine, who played volleyball at Oklahoma)...majored in radio/TV in college — hosted a cable sports talk show in Norman, Okla. in summers of 1985-1987 and has appeared as host of numerous shows on local cable access channels...hosted three-hour Monday through Friday radio sports talk show in 1986 and 1987 in Norman...attended Pine Bluff (Ark.) HS, where he was one of the most highly recruited HS players in the nation...named HS's top athlete his last three years...in football, was three-year starter at quarterback and free safety...team won league title his junior year...biggest HS thrill: as sophomore in first varsity game, returned punt 90 yards for TD...in track: ran 220, high hurdles and was captain as senior...holds school record in 110 hurdles (13.5)...named Parade All-American in football (as junior and senior) and track (junior year, in high hurdles)...hobbies: swimming, exploring through woods...cousin Monte Coleman is a linebacker for Redskins...given name: Eric Von-Russell Mitchel.

#### COLLEGE STATISTICS

Year	Rushing					Receiving				
	No.	Yds.	Avg.	LG	TD	No.	Yds.	Avg.	LG	TD
1985	43	282	6.6	36	2	0	0	—	—	—
1986	69	418	6.1	54t	7	0	0	—	—	—
1987	31	262	8.5	82t	1	1	16	16.0	16	0
1988	31	331	10.7	85t	3	2	14	7.0	19	0
Totals	174	1293	7.4	85t	13	3	30	10.0	19	0

**OTHER STATS:** Passing: 1985- 3-of-5, 44 yards, 1 TD (19-yard TD pass), 0 Int., 1986- 6-of-21, 179 yards, 3 TDs (including touchdown passes of 58 and 56 yards), 0 Int. Kickoff Returns: 1985- two for 31 yards.



**ERIC LINDSTROM 55**  
 LB 6-3 235  
 BOSTON COLLEGE D-7 (178th)  
 DOB: 5-27-66 at Weymouth, MA

**PRO:** 8th of 15 players taken in 1989 draft by NE...one of four players drafted from BC...26th of 49 linebackers drafted...draft pick gained as part of Brian Hollo-way trade to L.A. Raiders in 1987 (N.E. also gained fifth-round pick in 1988, OG Troy Wolkow, 115th pick overall).

**COLLEGE:** A hard hitter with fine speed (4.65), he was used as standup defensive end in college and will be used as outside linebacker as pro...has fine mobility; plays run well...in 1988, he had 91 tackles (52 solos), four sacks, nine tackles for losses (44 yards), four pass deflections and a forced fumble...had interception (23-yard return) vs. Cincinnati (41-7 BC win)...had 10 tackles and a sack vs. Army (38-34 BC win)...played in the Blue-Gray all-star game...team went 3-8...as junior in 1987, suffered knee injury in preseason practice and was lost for season...in 1986, was fifth on team in tackles with 78 (57 solos) and was second on team in sacks (nine and a half), while making 22 tackles behind line of scrimmage (48 yards lost)...caused two fumbles and recovered three others...had nine QB pressures, four deflections and intercepted two passes (31 yards)...had season high 11 tackles vs. Holy Cross (56-26 BC win)...sacked QB James Jackson in closing seconds to preserve 27-24 upset win over Georgia in Hall of Fame Bowl Game (finished with three tackles in game)...BC went 9-3 in '86...in 1985, had 39 tackles (20 solos) as reserve left end...had half sack and two tackles for losses (seven yards) in addition to three QB pressures...as frosh in 1984, was on travel squad until suffering mononucleo-sis...finished season with seven tackles (five solos) and one QB pressure; had tackle in 45-28 win over Houston in Cotton Bowl.




**PERSONAL:** Single...graduated with degree in sociology...named Eastern Mass. Div. II Player of Year while playing for Weymouth (Mass.) South HS as senior...earned All-American and all-league honors as linebacker; also played tight end...was team captain as senior...lettered three years in basketball (center) and also was on track team (discus, shot put and 4x100 relays; was league champ in the 100 as senior)...brothers David and Chris played in NFL, with David playing with Kansas City (1978-85) and Chris with Tampa Bay (1985), Cincinnati (1983) and San Francisco (1983); David was sixth-round draft pick in 1977 by Chargers and Chris an eighth rounder by Cardinals in 1982...youngest of six boys to Paul and Harriette Lindstrom (five played at Boston Univ.)...hobbies: going to movies, fishing...given name: Eric Karl Lindstrom.

#### COLLEGE STATISTICS

##### Defensive Statistics

Year	Tackles		Sacks	Fum. Forced	Fum. Rec.	Int.	Pass Def.
	Solo	Assists					
1984	5	2	0	0	0	0	0
1985	20	19	1/2	1	1	1	1
1986	57	21	9 1/2	2	3	2	4
1987	— Did Not Play Due To Knee Injury (Redshirt) —						—
1988	52	39	4	1	0	1	4
Totals	134	81	14	4	4	4	9



## RODNEY RICE 43

CB 5-8 180

BRIGHAM YOUNG D-8a (211th)

DOB: 6-18-66 at Albany, GA

**PRO:** Was 9th of 15 players NE drafted...one of three drafted from BYU...41st of 61 defensive backs drafted.

**COLLEGE:** A tough, aggressive tackler who is always around the ball...has good quickness, leaping ability (38 inches) and solid hands...came to BYU in 1986 from Merced (Ca.) Junior College and started his two years at BYU...had 13 interceptions in two years at BYU...was coached by former Patriot Dick Felt (1962-66 with Patriots, All-Pro in 1962)...can bench press in mid-330 range...in 1988, earned first team All-Western Athletic Conference honors...also named team's most spirited player...was one of four captains as senior...missed post season after suffering two broken bones in arm in season finale (41-17 loss to Miami)...played left corner position...was fifth in tackles with 55 (41 solos), had team-high six deflections, a half sack, a pair of tackles for losses (15 yards) and caused one fumble...was ranked second in the conference — and 11th in the country — with six interceptions (for 103 yards), despite missing three games due to a dislocated elbow at midseason...returned 26 punts for 153 yards (5.9 avg.)...named WAC Defensive Player of Week when returned interception for 70-yard TD in a 47-6 win over Texas...his interceptions set up BYU scoring drives vs. San Diego State and Air Force...in 1987, was second team all-league...had six interceptions for 51 yards...had 46 tackles (36 solos) and team high of nine deflections...had two fumble recoveries...named second team All-WAC and HM All-American by AP...named league's Defensive Player of Week with two interceptions in 22-17 win over Texas...named league's top defensive player again by setting up TD with interception and then on next series coming up with another interception, this time for 31-yard TD in 37-24 win over Texas-El Paso...team went 9-4...missed spring drills after 1987 season due to knee surgery...was red-shirted in 1986...in junior college, was two-year starter...in second year, was HM All-American...made first-team all-league both years of JC...had 65 tackles (40 solos) with six deflections and three QB pressures...had five interceptions for 54 yards in returns...team won Central Valley Conference title both years, and won Elks Bowl both years (beat Wuba City his frosh year and Santa Rosa his second year)...was co-MVP in 2nd Elks Bowl, picking off two passes, and was Defensive Player of Game in first Elks Bowl...coached by Don Odisho (with Tony Lewis the positional coach).

**PERSONAL:** Single...graduated with double major, sociology and psychology; wants to work with youngsters (became interested while working with handicapped children while in HS)...attended Atwater (Ca.) HS, where he was all-league, All-Northern California and team MVP as senior...in HS all-star game, set up winning TD with an interception...team won league title his junior and senior seasons...also lettered in track...dad, Rochelle, was a career Air Force man (26 years) and a former South Carolina State lineman (6-2, 260 pounds)...family lived in Germany, Hawaii, Guam (twice), Georgia, Oklahoma and Texas before dad retired to Atwater, father now working for Army as accountant...is the last of six children...brother, Stan, played football at Univ. of Cincinnati (safety) and brother, Rocky, played RB at Texas A & I...collects teddy bears (has more than 60), as well as bear towels, bear soap, bear blankets, etc...given name: Rodney Donadrain Rice.

#### COLLEGE STATISTICS


##### Defensive Statistics

Year	Tackles		Sacks	Fum. Forced	Fum. Rec.	Pass Def.
	Solo	Assists				
1987	36	10	0	0	2	9
1988	41	14	1/2	1	0	6
Totals	77	24	1/2	1	2	15

##### Interceptions

Year	No.	Yds.	Avg.	LG	TD
1987	6	51	8.5	31t	1
1988	6	103	17.2	70t	1
Totals	12	154	12.8	70t	2

**OTHER STATS:** Punt Returns: 1988- 26 for 153 yards.



**TONY ZACKERY 25**  
 CB 6-2 195  
 WASHINGTON D-8b (224th)  
 DOB: 11-20-66 at Seattle, WA

**PRO:** 10th of 15 picks in '89 draft by NE...second of five players from Univ. of Wash. drafted...42nd of 60 DBs taken in draft...in 1989 NE mini-camp, was measured for 6.2% body fat.

**COLLEGE:** An unheralded athlete, bounced back from knee problems in 1987 to have an outstanding senior year...aggressive tackler, with fine quickness and excellent vertical leaping ability (32 1/2 inches)...ran track in college...in 1988, started last seven games at right CB...had 24 tackles (19 solos), two tackles for losses (six yards), deflected five passes...had three tackles, two deflections in a 28-25 win over Stanford; had two tackles and batted down a pass in the endzone vs. Arizona...ended college career with four tackles in tough 32-31 loss to rival Washington St...played in Senior Bowl all-star game...in 1987, saw limited action after suffering knee injury during spring drills (nine games-played, two starts)...had most of action on special teams...from the line of scrimmage had eight tackles (three solos)...had two tackles, deflection vs. Tulane in Independence Bowl...in 1986, earned All-PAC 10 honorable mention honors after starting all year at left CB...finished with 41 tackles (29 solos), seven deflections, led team in interceptions with four (for 30 yards), one fumble recovery and one tackle for a loss (four yards)...scored TD on a recovered blocked punt in 40-7 season-opening win over Ohio State...had interception in endzone on fourth-down pass vs. Stanford to help Washington to 24-14 win...had two interceptions in 48-0 win over Bowling Green...team went 8-3-1 in 1986 and lost to Alabama in Sun Bowl (28-6 score)...in 1985, started five games at free safety when usual starter injured...ended year with 34 tackles (25 solos)...caused one fumble, deflected one pass and had one tackle for 10-yard loss...had three interceptions (for six yards)...picked off two passes and caused fumble in 1st college start, 29-12 win vs. Houston...had interception in 34-0 win over Stanford...team went 7-5...started Freedom Bowl game vs. Colorado (20-17 Wash. win)...in 1984, was redshirt-

ed...played on scout team as WR, moving to FS in fall camp after season; used as scout team QB during pre-Orange Bowl drills to give Washington authentic look at the Oklahoma Wishbone attack (Huskies won, 28-17)...member of Washington track team in 1989, 1986 and 1985...in 1985, won Pac-10 long jump title (25-11 1/4) and also anchored the 4 x 100 relay team...in 1986, placed 5th in conference long jump championship (24- 5 1/2)...in 1989 ran 100 meters and in long jump in three meets.


**PERSONAL:** Has a son, Anthony (14 months old)...business major in college, working towards degree...attended Franklin HS in Seattle, where he was all-metro and all-state DB and WR...caught 17 passes for 180 yards, two TDs as senior...was HS teammate of NY Jets CB James Hasty...was all-league pick in basketball as junior, senior (14 pts, 12 rebounds avg. as junior and 16 pts, nine rebounds as senior); team finished fifth in state his junior year...lettered three years in track...won state title in long jump, was second in triple jump and ran on third place 4 x 100 relay team as senior...his 24-7 long jump record broke mark previous set by former St. Louis Cards running back Terry Metcalf...brother, Earl, is defensive back at Oregon State...step-uncle is Otis Armstrong, former standout running back for Denver Broncos (1973-80)...hobbies: reading magazines (especially about cars), lifting weights, collecting US stamps (since 4th grade) and bike riding (50 miles per week)...given name: Anthony Eugene Zackery.

#### COLLEGE STATISTICS Defensive Statistics

Year	Tackles		Sacks	Fum. Forced	Fum. Rec.	Pass Def.
	Solo	Assists				
1985	25	9	0	1	0	1
1986	29	12	0	0	1	7
1987	3	5	0	0	0	1
1988	19	5	0	0	1	5
Totals	76	31	0	1	2	14

#### Interceptions

Year	No.	Yds.	Avg.	LG	TD
1985	3	6	2.0	6	0
1986	4	30	7.5	30	0
1987	0	0	—	—	—
1988	0	0	—	—	—
Totals	7	36	5.1	30	0



**DARRON NORRIS** **24**  
(pronounced daa RON)

RB 5-9 203  
TEXAS D-9a (241st)  
DOB: 12-5-66 at Oceanside, CA

**PRO:** Signed two-year contract on 5-7...was team's 11th of 15 players drafted...one of three players from Univ. of Texas drafted.


**COLLEGE:** Started all but two games — first two games his frosh season...played fullback in college, but the Patriots will use him at tailback...a fine pass receiver and solid drive blocker...teamed with Eric Metcalf to give Texas one of the fastest backfields — Norris 4.36 in 40 and Metcalf 4.3 — in nation last couple of years; Metcalf drafted in first round by Cleveland (13th pick)...has outstanding quickness and is big play performer...was member of track team as sophomore, junior...in 1988, was second top rusher on team with 507 yards on 137 carries (3.7 avg.); caught 18 passes for 65 yards (3.6 avg.)...had 157 yards — including a season-long 32-yard run — on 27 carries in a 30-21 win over TCU...had 98 yards on 22 carries in 27-24 win over North Texas State...team went 4-7...in 1987, finished second on team with 635 yards on 121 carries (5.2 avg.) with three TDs; caught 21 passes for 191 yards (9.1 avg.) and one TD...beat out Metcalf at tailback position for first game, but coaches wanted both in lineup, so moved Norris to fullback

again...named league's Offensive Player of Week in 41-27 win over Texas Tech, gaining 110 yards on 14 carries; had 123 yards on 11 carries — TDs on 34- and 58-yard runs — and a 38-yard pass in a 45-26 win over Rice; had 49 yards on two catches in game...team went 7-5 and beat Pittsburgh, 32-27, in Bluebonnet Bowl...in 1986, led team — and was seventh in SWC — in rushing with 496 yards on 130 carries (3.8 avg.) with four TDs; had 16 catches for 92 yards (5.8 avg.)...scored go-ahead points on 1-yard run in 17-14 win over Rice...had 115 yards on 25 carries — including a 21-yard TD — in a 27-25 win over Missouri...team went 5-6...in 1985, earned a starting spot his freshman year and finished second on team in rushing with 441 yards on 69 carries (6.4 avg.); caught seven passes for 37 yards (5.3 avg.)...ran for 153 yards on 11 carries and scored on a 62-yard TD in a 38-34 win over Stanford...scored game-winning TD (12-yarder) in a 17-10 win over Baylor...team went 8-4 and lost to Air Force, 24-16, in the Bluebonnet Bowl...in track, ran 100, 200 and all relay teams; team won SWC title his sophomore year.

**PERSONAL:** Single...working towards degree in sociology...wants to get real estate license...attended El Camino HS in Oceanside, Ca., where he was first team all-state (first team as DB, second team as RB) and two-time All-American...rushed for 1,482 yards and 23 TDs as a senior...three-year starter, team was ranked number one nationally in defense his senior year (team went 13-0)...team was 9-4 his junior year, 12-0-1 his sophomore year...also earned All-American honors in track, as sprinter...in track, qualified for Olympic trials in 1984 in 100 and 200 as junior in HS (only four HSers qualified; did not attend trials, though)...as junior, was ranked 3rd in country in 200 and 4th in 100, and as senior was 10th nationally in 100...best times in HS: 10.26 in 100, 20.5 in 200 and 46.7 in quarter-mile...won 100 sectional title as sophomore, junior, senior (only done twice in area history); won 200 as junior...mom, Lelar, is a former world class sprinter...has cousin, Lawrence Demery, who was a relief pitcher for the Pittsburgh Pirates; cousin Calvin Demery was a wide receiver with the Vikings in 1972 and cousin Rick is a pro golfer...following NFL players attended his HS: Ken Stills of Packers, Dokie Williams of Chargers and J. C. Pearson of Chiefs...hobbies: golf, bowling, playing Scrabble...given name: Darron Eugene Norris.

#### COLLEGE STATISTICS

Rushing						Receiving				
Year	No.	Yds.	Avg.	LG	TD	No.	Yds.	Avg.	LG	TD
1985	69	441	6.4	62t	5	7	37	5.3	11	0
1986	130	496	3.8	21t	4	16	92	5.8	18	0
1987	121	635	5.2	58t	3	21	191	9.1	38t	1
1988	137	507	3.7	32	0	18	65	3.6	21	0
Totals	457	2079	4.5	62t	12	62	385	6.2	38t	1




**CURTIS WILSON** **75**  
 OC 6-3 283  
 MISSOURI D-9b (248th)  
 DOB: 10-30-65 at Chillicothe, MO

**PRO:** NE's 12th of 15 draft picks...fifth of six centers drafted...one of two Univ. of Missouri players drafted.

**COLLEGE:** Was considered to be best athlete in Missouri offensive line...has outstanding strength (can bench press 425 pounds and squat 550 pounds) and fine quickness...one of best drive blockers in country...came to Missouri as junior college transfer (Northeastern Oklahoma A & M JC, in Miami, Okla.) before the 1986 season...was two-year starter...in 1988, earned HM All-American and 2nd team All-Big Eight...was a team co-captain as senior...in 52-21 win over Kansas, team had 592 total yards, with 367 rushing...Missouri went 3-7-1...played in Blue-Gray all-star game...in 1987, earned All-Big Eight Conference HM...led Missouri to impressive 256.4 rushing yards average...in 28-3 win vs. Northwestern, team ran for 366 yards; on one play in game, ran downfield 60 yards to provide key block on 82-yard

TD run (by Robert Delpino, now RB with LA Rams)...Missouri ran for 328 yards and three TDs in 42-17 win over Iowa State...team went 5-6-0...in 1986, first year at Missouri, was redshirted...underwent kidney surgery before transferring to Missouri and sat out year recovering...in JC, was a walk-on...saw action as both center and guard and started 2nd season (team lost in national championship, 29-15, to Snow Utah JC).

**PERSONAL:** Married (Shelly)...needs one more semester for recreation and parks administration degree...attended Ponca City (Okla.) HS, where he was a two-way lineman (center/nose guard) in football...started just five games in HS career...team went to playoffs with 7-3 mark junior year...first person to be drafted from town since Odell Lawson taken by Patriots in 1970...also lettered in track and wrestling...hobbies: reading, following politics and raising shar-pei dogs (recently started, has three which are worth between \$1,500-\$2,500 each)...given name: Curtis Lee Wilson.



## **EMANUEL McNEIL 92**

NT 6-3 285

TENNESSEE-MARTIN D-10 (268th)

DOB: 6-9-67 at Richmond, VA


**PRO:** Signed two-year contract on 5-15...13th of 15 players drafted by NE...was 2nd of three Tenn.-Martin players drafted...15th of 19 nose tackles drafted.

**COLLEGE:** Was considered one of premier interior linemen in Div. II ranks...dominating player in college career, with 376 tackles (192 solos), 29 sacks, eight fumble recoveries...was three-year starter, making all-Gulf South Conference first team as junior, senior...was nose guard as junior, senior and defensive end as sophomore...as senior, had best year with 124 tackles (77 solos) and had 13 sacks along with five fumble recoveries — despite being doubled, sometimes tripled teamed...had 24 tackles behind the line (for 134 yards)...has old-fashion work ethics...was team captain as junior, senior...as senior, named AP Little All-American, Gulf South Conference's Defensive Player of Year, Football News Def. Player of Year (Div. II) and 1st team All-American by Football News...was finalist for Harlon Hill Trophy, the Heisman Trophy for Div. II level...was conference's Player of Week three times as senior (vs. Valdosta State, Delta State and Austin Peay)...had 13 tackles (six solos) in 15-3 win vs. Valdosta State, with a sack and a half and one tackle for loss...in 15-9 win vs. Delta State, had 13 tackles (nine solos) and two sacks...recovered two fumbles at Mississippi College (24-21 UTM loss)...bench presses 450 pounds and has 29-inch vertical jump...team went to NCAA Div. II quarterfinals, losing to Texas A & I (34-0); team went 11-2 (after losing years of 5-6 and 3-8 in junior and sophomore years, respectively)...in 1987, his junior year, finished with 130 tackles (54 solos), with six sacks and 10 tackles behind line for 88 yards...caused one fumble and recovered another...deflected four passes...opened season with 16 tackles and sack in 34-6 win vs. Murray State...had 19 tackles (nine solos) with sack, tackle behind line, forced fumble and recovered fumble vs. Austin Peay — named league's Def. Player of the Week...in 1986, missed part of year (knee surgery)...finished with 86 tackles (44 solos) with nine sacks, 19 tackles behind line for 63 yards and three pass deflections...caused two fumbles and recovered two...as a freshman in 1985, had 36 tackles (17 solos) with one sack and three tackles behind line (12 yards).

**PERSONAL:** Single...working on criminal justice degree...attended Highland Springs (Va.) HS, where he earned all-Richmond honors in football...played in Virginia East-West all-star game at DT...was captain...played HS with DB Brian Washington of Cleveland Browns and LB Ron Burton of Dallas Cowboys...led team to district title with 7-4 record as senior...in basketball, won district title as senior (a forward), threw the shot put and discus in track (as senior) and was a pitcher in baseball three years...nicknamed "Big Mac"...younger brother, Carlos, is sophomore WR at Virginia Tech...hobbies: listening to rap music, playing basketball...as college senior, in charity play to raise funds for cancer society, played boxer Mike Tyson...given name: Emanuel McNeil.

**COLLEGE STATISTICS**  
**Defensive Statistics**

Year	Tackles		Sacks	Fum. Forced	Fum. Rec.	Int.	Pass Def.
	Solo	Assists					
1985	17	19	1	0	0	0	1
1986	44	42	9	2	2	0	3
1987	54	76	6	1	1	0	4
1988	77	47	13	2	5	0	6
Totals	192	184	29	5	8	0	14



**TONY HINZ 33**

(pronounced hines)

FB 6-2 215

HARVARD D-11 (295th)

DOB: 7-30-67 at Minneapolis, MN

**PRO:** Was 14th of 15 players drafted by NE...only Harvard player drafted in '89...if he makes team, will be 2nd Harvard player to make club (RB Bobby Leo other, from 1967-68)...has fine strength — in 1989 NE mini-camp bench-pressed 250 pounds 14 times.

**COLLEGE:** A powerful runner with good acceleration (4.5 in 40) in open field...fine receiver as well; also fine blocker...as senior in 1988, led team in rushing with 686 yards on 148 carries (4.6 avg.) with five TDs; caught 36 passes for 503 yards (14.0 avg.) and two TDs...had 123 yards on 23 carries in 45-28 loss to UMass and had six catches for 157 yards and 46-yard TD in game...had seven catches for 56 yards in 35-20 loss to Holy Cross...had two TDs vs. both Cornell and Columbia...had 137 yards on 25 carries and one catch for six yards in 26-17 loss to rival Yale; had 95 yards on 17 carries and six catches for 54 yards in 52-13 loss to Penn...team went 2-8 (2-5 in league)...in 1987, as junior, was AP HM All-American...named All-Ivy...led league and team in rushing (789 yards on 139 carries, 5.7 avg., and seven TDs); also led league in scoring with nine TDs...the 789 yards was sixth-best single-season rushing performance in school's history...had 16 catches for 258 yards (16.1 avg.) with two TDs...had three 100-yard games, including a career-high of 161 yards on 26 carries (with 57-yard TD run and also 19-yard TD catch) in 14-10 win over rival Yale to give Harvard league title (8-2 record); had 152 yards rushing and TDs of three and 73 yards in a 42-3 win over Dartmouth...had 64-yard catch vs. Cornell...in 1986, rushed for 150 yards on 38 carries (3.9 avg.) as reserve fullback; caught three passes for 40 yards (13.3 avg.)...on freshman team in 1985, was second on club with 253 yards on 74 carries (3.4 avg.) in six games and led team with nine catches for 85 yards (9.4 avg.) and one TD.


**PERSONAL:** Single...graduated with degree in biology in college...attended C. M. Russell HS in Great Falls, Mt., where he set state record of 1,650 rushing yards and 20 rushing TDs as senior...in football, team won state title his senior year with 11-0 record...also competed in baseball three years (outfield) and track (four years; triple jump and hurdles)...has been accepted to the University of Washington Medical School — wants to become an orthopedic surgeon — but has put that on the back-burner until he can fulfill his dream to play in the NFL...dad, Dr. Jeffrey Hinz, is a pediatrician (Harvard graduate)...hobbies: skiing and hunting...given name: Anthony Christopher Hinz.

**COLLEGE STATISTICS**

Year	Rushing					Receiving				
	No.	Yds.	Avg.	LG	TD	No.	Yds.	Avg.	LG	TD
1986	38	150	3.9	10	0	3	40	13.3	22	0
1987	139	789	5.7	73t	7	16	258	16.1	64	2
1988	148	686	4.6	24	5	36	503	14.0	51	2
Totals	325	1625	5.0	73t	12	55	801	14.6	64	4

**OTHER STATS:** Kickoff Returns: 1987- one for 16 yards.





## AARON CHUBB 53

LB 6-5 235

GEORGIA D-12 (325th)

DOB: 8-17-66 at Rockmart, GA

**PRO:** Was 15th of 15 players drafted by NE...one of six players from University of Georgia drafted...one of 52 linebackers drafted in '89.

**COLLEGE:** A fine athlete, he played outside linebacker as senior after playing defensive end most of collegiate career...considered a mobile pass defender, with good quick-ness to cover runners out of the backfield...runs 40 in 4.7 and has 31-inch vertical jump...as senior, used as linebacker in Georgia's "Multiple 7" defense...finished season with 53 tackles (22 solos) and one tackle for loss (eight yards) while playing in all 11 games (six starts)...deflected two passes...had eight tackles (four solos) in 23-10 loss to South Carolina and six tackles, one pass deflection in 24-3 win vs. Georgia Tech...assorted leg injuries forced him to sidelines at midseason, after starting first four games; started final two games...team went 9-3 and won Gator Bowl, 34-27...in 1987 as junior, started every game at defensive end and finished with 70 tackles (34 solos), with one sack...was one of team's leaders in tackles for losses with six (26 yards)...had seven tackles in a 30-22 win over Virginia in season opener; had six tackles in 21-20 loss to Clemson...missed most of spring practice between sophomore and junior seasons with knee injury...team went 9-3 and beat Arkansas in Liberty Bowl (20-17 score)...in 1986, started every game at defensive end and was team's fourth-leading tackler with 87 (47 solos); also had three sacks, six tackles for losses (23 yards)...had one fumble recovery and caused one other...had nine tackles and a pass deflection in 14-10 win vs. Mississippi...in season-opener, had six tackles and a sack in holding Duke to 15 yards rushing (31-7 Georgia win)...team went 8-4 and lost to Boston College in Hall of Fame Bowl (27-24 score)...as freshman in 1985, played in all 11 games — one regular-season start, vs. Georgia Tech, final game of season (had seven tackles and nine-yard sack) — as backup defensive end...also started in Sun Bowl (13-13 tie vs. Arizona)...divided time between defensive end and tight end (recruited as free safety)...had 41 tackles (15 solos), a sack and three tackles for losses (13 yards); had 10 more tackles (six solos) on special teams...team went 7-3-2...was red-shirted in 1984.

**PERSONAL:** Single...graduated with education degree...attended Rockmart (Ga.) HS, where made HM Class AA all-state as free safety and tailback...was captain as junior and senior in both football and basketball...earned three letters each in football, basketball (18 pt. avg. as senior) and track...played in north-south all-star game as senior...ran high hurdles and quarter-mile and competed in long jump; was high hurdles region champ (school record of 14.1)...hobbies: listening to music (jazz, R & B, rap), traveling...gave anti-drug talks to YMCAs and Boys Club organizations throughout college...has five brothers, five sisters; he is next to youngest in family...brothers Michael and Kenny Mitchell played college football at Tennessee-Chattanooga, with Michael drafted by Birmingham Stallions of USFL as corner-back...given name: Aaron Nathaniel Chubb, Jr..

### COLLEGE STATISTICS

#### Defensive Statistics

Year	Tackles		Sacks	Fum. Forced	Fum. Rec.	Int.	Pass Def.
	Solo	Assists					
1985	21	30	1	0	1	0	3
1986	48	41	3	1	1	0	2
1987	34	36	1	0	0	0	2
1988	22	31	0	0	0	0	2
Totals	125	138	5	1	2	0	9

# PRESEASON SERIES STANDINGS

Team	W	L	T	Pct.	PF	PA	Attendance
Atlanta	4	4	0	.500	199	194	346,065
Buffalo	6	7	0	.462	191	201	211,895
Chicago	1	0	0	1.000	27	17	50,892
Cincinnati	1	1	0	.500	42	40	47,841
Cleveland	1	1	0	.500	48	40	78,712
Dallas	0	1	0	.000	21	36	50,118
Denver	2	5	0	.286	162	155	191,712
Detroit	1	2	0	.333	64	86	106,000
Green Bay	4	1	0	.800	129	72	226,095
Houston	0	5	0	.000	57	133	138,729
Indianapolis	0	1	0	.000	3	33	29,313
Kansas City	3	2	0	.600	112	85	128,294
LA Raiders	5	5	1	.500	245	214	384,161
LA Rams	3	4	0	.429	127	132	360,655
Miami	1	1	0	.500	19	30	33,003
Minnesota	2	1	0	.667	84	54	121,370
New Orleans	3	3	0	.500	116	120	252,495
NY Giants	3	6	0	.333	126	184	389,088
NY Jets	2	10	0	.167	129	298	238,110
Philadelphia	4	6	0	.400	182	183	378,475
Phoenix	1	0	0	1.000	21	16	22,739
Pittsburgh	1	3	0	.250	52	92	201,846
San Diego	2	3	0	.400	101	145	110,526
San Francisco	0	2	0	.000	22	37	69,728
Seattle	0	1	0	.000	23	30	56,947
Tampa	1	1	0	.500	38	57	114,893
Washington	5	4	0	.556	212	197	315,469
TOTALS	56	80	1	.412	2572	2883	4,645,171

# PRESEASON RESULTS

Date	Site (Attendance)	Score
<b>1960</b>	<b>(4-1-0)</b>	
7/30	at Buffalo (16,000)	Patriots 28, Bills 7
8/ 5	at Providence (4,706)	Patriots 43, Broncos 6
8/14	at Boston (11,000)	Texans 24, Patriots 14
8/21	at Worcester, Mass. (7,500)	Patriots 21, Bills 7
8/28	at Amherst, Mass. (4,000)	Patriots 28, Raiders 14
<b>1961</b>	<b>(3-1-0)</b>	
8/10	at Boston (15,387)	Patriots 14, Titans 3
8/19	at Philadelphia (73,916)	Titans 17, Patriots 7
8/25	at Providence (4,762)	Patriots 28, Bills 10
9/ 1	at Buffalo (9,022)	Patriots 15, Bills 12
<b>1962</b>	<b>(2-3-0)</b>	
8/11	at Providence (9,000)	Raiders 21, Patriots 20
8/15	at Buffalo (22,112)	Patriots 12, Bills 7
8/18	at New Orleans (31,000)	Oilers 20, Patriots 10
8/25	at Lowell, Mass. (11,118)	Patriots 17, Titans 10
9/ 1	at Boston (8,783)	Bills 7, Patriots 6
<b>1963</b>	<b>(0-5-0)</b>	
8/ 4	at Oakland (9,721)	Raiders 24, Patriots 17
8/10	at San Diego (16,427)	Chargers 50, Patriots 17
8/14	at Lowell, Mass. (9,387)	Oilers 21, Patriots 20
8/24	at Buffalo (17,697)	Bills 24, Patriots 14
9/ 1	at New Brunswick, N.J. (12,500)	Jets 22, Patriots 20
<b>1964</b>	<b>(0-5-0)</b>	
8/ 9	at Boston (20,087)	Oilers 38, Patriots 7
8/18	at Lowell, Mass. (6,390)	Jets 23, Patriots 7
8/22	at New Brunswick, N.J. (11,500)	Jets 21, Patriots 20
8/28	at Buffalo (12,566)	Bills 24, Patriots 14
9/ 5	at Denver (20,568)	Broncos 27, Patriots 17
<b>1965</b>	<b>(0-5-0)</b>	
8/ 8	at Boston (23,674)	Bills 23, Patriots 0
8/13	at Allentown, Pa. (18,000)	Jets 26, Patriots 16
8/21	at Houston (30,142)	Oilers 27, Patriots 6
8/28	at Norfolk, Va. (9,217)	Jets 17, Patriots 0
9/ 4	at Kansas City (15,157)	Chiefs 34, Patriots 7
<b>1966</b>	<b>(1-3-0)</b>	
8/ 7	at Boston (23,291)	Bills 19, Patriots 13
8/20	at Anaheim (36,038)	Patriots 21, Raiders 10
8/27	at San Diego (11,894)	Chargers 31, Patriots 13
9/ 1	at Mobile, Ala. (22,000)	Jets 41, Patriots 3

<b>1967</b>	<b>(1-3-0)</b>		
8/ 4	at Bridgeport, Conn. (16,000)	Jets 55, Patriots 13	
8/13	at Boston (29,313)	Colts 33, Patriots 3	
8/20	at Rochester, N.Y. (15,300)	Patriots 13, Bills 10	
8/26	at Boston (15,523)	Redskins 13, Patriots 7	
<b>1968</b>	<b>(1-3-0)</b>		
8/10	at New Orleans (54,400)	Saints 19, Patriots 0	
8/17	at Richmond, Va. (14,000)	Jets 25, Patriots 3	
8/23	at Jacksonville, Fla. (15,003)	Patriots 19, Dolphins 17	
9/ 2	at Boston (31,404)	Eagles 22, Patriots 20	
<b>1969</b>	<b>(2-3-0)</b>		
8/10	at Bowling Green (16,900)	Patriots 21, Bengals 13	
8/17	at Boston (24,084)	Falcons 34, Patriots 16	
8/25	at Montreal (8,212)	Lions 22, Patriots 9	
8/31	at Jacksonville, Fla. (18,375)	Patriots 26, Broncos 10	
9/ 6	at Birmingham (18,000)	Dolphins 13, Patriots 0	
<b>1970</b>	<b>(0-4-0)</b>		
8/16	at Boston (25,584)	Redskins 45, Patriots 21	
8/29	at Jackson, Miss. (32,000)	Saints 26, Patriots 0	
9/ 4	at Shreveport, La. (22,000)	Steelers 31, Patriots 3	
9/11	at Salt Lake City (17,832)	Broncos 16, Patriots 14	
<b>1971</b>	<b>(1-5-0)</b>		
8/ 8	at Minneapolis (31,813)	Vikings 17, Patriots 10	
8/15	at Foxboro (60,423)	Patriots 20, Giants 14	
8/22	at Buffalo (31,610)	Bills 28, Patriots 14	
8/29	at Foxboro (53,271)	Rams 31, Patriots 21	
9/ 5	at Foxboro (48,631)	Falcons 45, Patriots 35	
9/10	at Memphis, Tenn. (28,082)	Jets 38, Patriots 9	
<b>1972</b>	<b>(2-4-0)</b>		
8/ 5	at Oakland (53,661)	Raiders 31, Patriots 24	
8/12	at Philadelphia (30,000)	Eagles 29, Patriots 20	
8/20	at Foxboro (50,892)	Patriots 27, Bears 17	
8/27	at Foxboro (51,470)	Giants 31, Patriots 10	
9/ 2	at Denver (37,128)	Broncos 49, Patriots 24	
9/10	at Foxboro (47,684)	Patriots 34, Lions 30	
<b>1973</b>	<b>(1-5-1)</b>		
7/28	at Canton, Ohio (19,685)	49ers 20, Patriots 7	
8/ 5	at Foxboro (43,914)	Patriots 17, Raiders 17	
8/12	at Foxboro (49,209)	Giants 13, Patriots 7	
8/18	at Atlanta (56,239)	Falcons 27, Patriots 10	
8/25	at New Orleans (64,131)	Patriots 31, Saints 6	
9/ 2	at Foxboro (50,369)	Redskins 35, Patriots 14	
9/ 7	at Detroit (50,104)	Lions 34, Patriots 21	
<b>Date</b>	<b>Site (Attendance)</b>	<b>Score</b>	
<b>1974</b>	<b>(4-2-0)</b>		
8/ 2	at Washington (16,405)	Patriots 21, Redskins 16	
8/11	at Foxboro (17,992)	Giants 21, Patriots 6	
8/18	at Foxboro (20,546)	Patriots 7, Saints 3	
8/24	at San Diego (18,903)	Patriots 23, Chargers 14	
8/31	at Spokane, Wash. (18,000)	Broncos 27, Patriots 21	
9/ 8	at Foxboro (35,412)	Patriots 27, Eagles 17	
<b>1975</b>	<b>(3-2-0)</b>		
8/10	at Foxboro (40,726)	Giants 28, Patriots 14	
8/17	at Foxboro (40,218)	Patriots 36, Vikings 10	
8/22	at Philadelphia (40,156)	Eagles 24, Patriots 10	
8/30	at Milwaukee (51,769)	Patriots 20, Packers 17 (OT)	
9/ 7	at Foxboro (39,502)	Patriots 31, Chargers 24	
<b>1976</b>	<b>(3-3-0)</b>		
8/ 1	at Foxboro (30,032)	Patriots 13, Giants 7 (OT)	
8/ 6	at Norman, Ok. (23,800)	Chargers 26, Patriots 17	
8/15	at Foxboro (30,552)	Packers 16, Patriots 14	
8/21	at Atlanta (30,619)	Patriots 28, Falcons 17	
8/30	at Cleveland (36,016)	Browns 30, Patriots 27	
9/ 5	at Foxboro (32,254)	Patriots 27, Eagles 7	
<b>1977</b>	<b>(5-1-0)</b>		
8/ 6	at E. Rutherford, N.J. (44,471)	Patriots 19, Giants 3	
8/13	at Milwaukee (53,244)	Patriots 38, Packers 3	
8/22	at Philadelphia (28,025)	Eagles 21, Patriots 10	
8/28	at Foxboro (43,779)	Patriots 13, Steelers 10 (OT)	
9/ 4	at Foxboro (41,053)	Patriots 45, Redskins 7	
9/11	at Foxboro (41,346)	Patriots 29, Falcons 10	
<b>1978</b>	<b>(4-0-0)</b>		
8/ 5	at Los Angeles (60,134)	Patriots 14, Rams 7	
8/12	at Oakland (53,335)	Patriots 21, Raiders 7	
8/20	at Foxboro (39,043)	Patriots 24, Chiefs 7	
8/27	at Foxboro (42,696)	Patriots 21, Browns 10	
<b>1979</b>	<b>(2-2-0)</b>		
8/ 4	at Atlanta (59,725)	Patriots 37, Falcons 14	
8/12	at Foxboro (44,955)	Rams 15, Patriots 3	
8/19	at Foxboro (45,518)	Patriots 35, Raiders 14	
8/24	at Denver (75,103)	Broncos 20, Patriots 17 (OT)	

<b>1980 (1-3-0)</b>	
8/11 at Anaheim (66,656)	Patriots 35, Rams 31
8/16 at Oakland (41,649)	Raiders 31, Patriots 29
8/24 at Foxboro (45,207)	Eagles 23, Patriots 17
8/29 at Seattle (64,759)	Seahawks 30, Patriots 23
<b>1981 (4-0-0)</b>	
8/10 at Anaheim (69,006)	Patriots 34, Rams 21
8/15 at Tampa, Fla. (66,553)	Patriots 17, Bucs 16
8/22 at Foxboro (43,032)	Patriots 23, Raiders 21
8/30 at Foxboro (44,078)	Patriots 19, Redskins 10
<b>1982 (1-3-0)</b>	
8/14 at Knoxville, Tenn. (93,251)	Steelers 24, Patriots 20
8/20 at Philadelphia (56,431)	Eagles 14, Patriots 7
8/28 at Dallas (50,118)	Cowboys 36, Patriots 21
9/ 4 at Foxboro (39,888)	Patriots 41, Packers 27
<b>1983 (0-4-0)</b>	
8/ 6 at Knoxville, Tenn. (42,816)	Steelers 27, Patriots 16
8/14 at San Francisco (50,043)	49ers 17, Patriots 15
8/20 at Los Angeles (40,190)	Rams 13, Patriots 7
8/26 at Tampa Bay (52,108)	Buccaneers 41, Patriots 21
<b>1984 (2-2-0)</b>	
8/ 3 at Foxboro (34,751)	Giants 48, Patriots 20
8/11 at Buffalo (19,578)	Bills 23, Patriots 13
8/17 at Washington (35,932)	Patriots 31, Redskins 27
8/24 at Foxboro (22,721)	Patriots 36, Chiefs 7
<b>1985 (1-3-0)</b>	
8/10 at Foxboro (27,014)	Saints 32, Patriots 20
8/17 at Kansas City (35,162)	Patriots 31, Chiefs 13
8/23 at Washington (50,538)	Redskins 37, Patriots 36
8/31 at Los Angeles (39,911)	Rams 14, Patriots 13
<b>1986 (4-1-0)</b>	
8/ 2 at Canton, Ohio (22,739)	Patriots 21, Cardinals 16
8/10 at Foxboro (37,335)	Patriots 18, Redskins 7
8/16 at New Orleans (54,364)	Patriots 38, Saints 34
8/22 at Los Angeles (44,352)	Raiders 24, Patriots 10
8/30 at Green Bay (50,642)	Patriots 16, Packers 9
<b>1987 (2-2-0)</b>	
8/16 at Foxboro (50,014)	Giants 19, Patriots 17
8/23 at Foxboro (38,734)	Eagles 19, Patriots 13 (OT)
8/29 at Minneapolis (49,339)	Patriots 38, Vikings 27
9/ 4 at Jacksonville, Fla. (52,508)	Patriots 14, Falcons 13
<b>1988 (1-3-0)</b>	
8/ 6 at Foxboro (32,949)	Falcons 34, Patriots 30
8/13 at Memphis (48,113)	Oilers 27, Patriots 14
8/20 at Philadelphia (41,502)	Patriots 24, Eagles 21
8/26 at Foxboro (30,941)	Bengals 27, Patriots 21

Twenty-nine year record: 55-81-1 (.405)

## PRONUNCIATION GUIDE

Dupard, Reggie	DOO pard
Gadbois, Dennis	GAD boys
Goad, Tim	gode
Hinz, Tony	hines
Incorminias, Creighton	in core MEAN e us
Jeter, Gary	GEE ter
Jones, Cedric	SEED rick
Khayat, Eddie (Coach)	Kl yat
Lippett, Ronnie	lip PET
Matich, Trevor	mat ITCH
Norris, Darron	daa RON
Polonchek, John (Coach)	pole LAWN check
Rehder, Tom	RAY der
Staurovsky, Jason	star OFF ski
Tatupu, Mosi	moe ZEE taa TOO poo
Viaene, David	vee EN
Villa, Danny	VEE uh
Wiese, Brett	WEE see

# ALL-TIME SERIES STANDINGS

(Includes Regular Season and Playoff Games)

Team	W	L	T	Pct.	PF	PA
Atlanta	3	2	0	.600	96	108
Buffalo	32	25	1	.560	1,177	1,109
Chicago	3	3	0	.500	100	116
Cincinnati	7	4	0	.636	200	237
Cleveland	2	7	0	.222	136	195
Dallas	0	6	0	.000	117	173
Denver	12	15	0	.444	594	614
Detroit	2	2	0	.500	64	87
Green Bay	2	2	0	.500	76	116
Houston	15	14	1	.517	708	626
Indianapolis	20	17	0	.541	881	724
Kansas City	7	11	3	.425	381	514
Los Angeles Raiders	13	12	1	.519	564	658
Los Angeles Rams	3	1	0	.750	85	66
Miami	21	25	0	.457	926	1,040
Minnesota	2	2	0	.500	64	108
New Orleans	5	0	0	1.000	110	63
New York Giants	1	2	0	.333	38	53
New York Jets	26	31	1	.457	1,348	1,293
Philadelphia	2	4	0	.333	112	118
Phoenix/St. Louis	1	4	0	.200	63	121
Pittsburgh	3	5	0	.375	160	184
San Diego	13	12	2	.520	595	567
San Francisco	1	4	0	.200	88	126
Seattle	6	2	0	.750	192	136
Tampa Bay	3	0	0	1.000	73	31
Washington	1	3	0	.250	70	89
<b>PATRIOTS TOTALS</b>	<b>206</b>	<b>215</b>	<b>9</b>	<b>.490</b>	<b>9,108</b>	<b>9,276</b>

# REGULAR SEASON RESULTS

**1960 (Fourth in AFL-East, 5-9-0) Head Coach: Lou Saban**

Date	Score	Opponent	Margin	Result	Record	Attendance
9/ 9	10-13	Denver	- 3	L	0-1	21,597
9/16	28-24	at New York	+ 4	W	1-1	19,220
9/23	0-13	Buffalo	- 13	L	1-2	20,732
10/ 8	35- 0	at Los Angeles	+35	W	2-2	18,226
10/16	14-27	Oakland (at S.F.)	- 13	L	2-3	11,500
10/23	24-31	at Denver	- 7	L	2-4	12,683
10/28	16-45	Los Angeles	-29	L	2-5	13,988
11/ 4	34-28	Oakland	+ 6	W	3-5	8,446
11/11	38-21	New York	+27	W	4-5	11,653
11/18	42-14	Dallas	+28	W	5-5	14,721
11/25	10-24	Houston	-14	L	5-6	27,123
12/ 4	14-38	at Buffalo	-24	L	5-7	14,335
12/11	0-34	at Dallas	-34	L	5-8	12,000
12/18	21-37	at Houston	-16	L	5-9	22,352
<b>Total</b>	<b>286-349</b>					<b>228,576</b>

NOTE: All home games played at Boston University Field.

**1961 (Second in AFL-East, 9-4-1) Head Coach: Lou Saban (2-3-0), Mike Holovak (7-1-1)**

Date	Score	Opponent	Margin	Result	Record	Attendance
9/ 9	20-21	New York	- 1	L	0-1	16,683
9/16	45-17	Denver	+28	W	1-1	14,479
9/23	23-21	at Buffalo	+ 2	W	2-1	21,504
10/ 1	30-37	at New York	- 7	L	2-2	15,189
10/ 7	27-38	San Diego	-11	L	2-3	17,748
10/13	31-31	Houston	0	T	2-3-1	15,070
10/22*	52-21	Buffalo	+31	W	3-3-1	9,398
10/29	18-17	at Dallas	+ 1	W	4-3-1	20,500
11/ 3	28-21	Dallas	+ 6	W	5-3-1	25,063
11/12	15-27	at Houston	-12	L	5-4-1	35,649
11/17	20-17	Oakland	+ 3	W	6-4-1	17,169
12/ 3	28-24	at Denver	+ 4	W	7-4-1	9,303
12/ 9	35-21	Oakland (at S.F.)	+14	W	8-4-1	6,500
12/17	41- 0	at San Diego	+41	W	9-4-1	21,339
<b>Total</b>	<b>413-313</b>					<b>245,594</b>

\* Hurricane threat postponed this originally scheduled night game from October 20.

NOTE: All home games played at Boston University Field.

**1962 (Second in AFL-East, 9-4-1) Head Coach: Mike Holovak**

Date	Score	Opponent	Margin	Result	Record	Attendance
9/ 8	28-42	at Dallas	- 14	L	0-1	32,000
9/16	34-21	Houston	+ 13	W	1-1	32,276
9/21	41-16	Denver	+ 25	W	2-1	21,038
10/ 6	43-14	at New York	+ 29	W	3-1	14,412
10/12	7-27	Dallas	- 20	L	3-2	23,874
10/19	24-20	San Diego	+ 4	W	4-2	20,888
10/26	26-16	Oakland	+ 10	W	5-2	12,514
11/ 3	28-28	at Buffalo	0	T	5-2-1	33,247
11/11	33-29	at Denver	+ 4	W	6-2-1	28,187
11/18	17-21	at Houston	- 4	L	6-3-1	35,250
11/23	21-10	Buffalo	+ 11	W	7-3-1	20,021
11/30	24-17	New York	+ 7	W	8-3-1	20,015
12/ 9	20-14	at San Diego	+ 6	W	9-3-1	19,887
12/16	0-20	at Oakland	- 20	L	9-4-1	8,000

Total 346-295

321,609

NOTE: all home games played at Boston University Field with exception of 9/16 game vs Houston which was played at Harvard Stadium.

**1963 (First in AFL-East, 7-6-1) Head Coach: Mike Holovak**

Date	Score	Opponent	Margin	Result	Record	Attendance
9/ 8	38-14	New York	+ 24	W	1-0	24,120
9/14	13-17	at San Diego	- 4	L	1-1	26,097
9/22	20-14	at Oakland	+ 6	W	2-1	17,131
9/29	10-14	at Denver	- 4	L	2-2	18,636
10/ 5	24-31	at New York	- 7	L	2-3	16,769
10/11	20-14	Oakland	+ 6	W	3-3	26,494
10/18	40-21	Denver	+ 19	W	4-3	25,418
10/26	21-28	at Buffalo	- 7	L	4-4	29,243
11/ 1	45- 3	Houston	+ 42	W	5-4	31,185
11/10	6- 7	San Diego	- 1	L	5-5	28,402
11/17	24-24	Kansas City	0	T	5-5-1	17,270
12/ 1	17- 7	Buffalo	+ 10	W	6-5-1	16,981
12/ 8	46-28	at Houston	+ 18	W	7-5-1	23,462
12/14	3-35	at Kansas City	- 32	L	7-6-1	12,598

Total 327-257

313,806

**EASTERN DIVISION CHAMPIONSHIP**

12/28	26-8	at Buffalo	+ 18	W		33,044
-------	------	------------	------	---	--	--------

**AFL CHAMPIONSHIP**

1/ 5	10-51	at San Diego	- 41	L		31,270
------	-------	--------------	------	---	--	--------

Grand

Total 363-316

378,120

NOTE: All home games played at Fenway Park with exception of 9/8 vs New York which was played at Boston College Alumni Stadium.

**1964 (Second AFL-East, 10-3-1) Head Coach: Mike Holovak**

Date	Score	Opponent	Margin	Result	Record	Attendance
9/13	17-14	at Oakland	+ 3	W	1-0	21,126
9/20	33-28	at San Diego	+ 5	W	2-0	20,568
9/27	26-10	New York	+ 16	W	3-0	22,716
10/ 4	39-10	at Denver	+ 29	W	4-0	15,485
10/ 9	17-26	San Diego	- 9	L	4-1	35,006
10/16	43-43	Oakland	0	T	4-1-1	23,279
10/23	24- 7	Kansas City	+ 17	W	5-1-1	27,400
10/31	14-35	at New York	- 21	L	5-2-1	45,033
11/ 6	25-24	Houston	+ 1	W	6-2-1	28,161
11/15	36-28	at Buffalo	+ 8	W	7-2-1	42,308
11/20	12- 7	Denver	+ 5	W	8-2-1	24,979
11/29	34-17	at Houston	+ 17	W	9-2-1	17,560
12/ 6	31-24	at Kansas City	+ 7	W	10-2-1	13,166
12/20	14-24	Buffalo	- 10	L	10-3-1	38,021

Total 365-297

374,898

NOTE: All home games played at Fenway Park with exception of 9/27 vs. New York which was played at Boston College Alumni Stadium.

**1965 (Third in AFL-East, 4-8-2) Head Coach: Mike Holovak**

Date	Score	Opponent	Margin	Result	Record	Attendance
9/11	7-24	at Buffalo	- 17	L	0-1	45,502
9/19	10-31	at Houston	- 21	L	0-2	32,445
9/24	10-27	Denver	- 17	L	0-3	26,782
10/ 3	17-27	at Kansas City	- 10	L	0-4	26,773
10/ 8	10-24	Oakland	- 14	L	0-5	24,824
10/17	13-13	San Diego	0	T	0-5-1	20,924
10/24	21-30	at Oakland	- 9	L	0-6-1	20,858
10/31	22- 6	at San Diego	+ 16	W	1-6-1	33,366
11/ 7	7-23	Buffalo	- 16	L	1-7-1	24,415
11/14	20-30	New York	- 10	L	1-8-1	18,589
11/21	10-10	Kansas City	0	T	1-8-2	13,056
11/28	27-23	at New York	+ 4	W	2-8-2	59,334
12/12	28-20	at Denver	+ 8	W	3-8-2	27,207
12/18	42-14	Houston	+ 28	W	4-8-2	14,508

Total 244-302

388,583

NOTE: All home games played at Fenway Park.



**1966 (Second in AFL-East, 8-4-2) Head Coach: Mike Holovak**

Date	Score	Opponent	Margin	Result	Record	Attendance
9/10	0-24	at San Diego	- 24	L	0-1	29,539
9/18	24-10	at Denver	+ 14	W	1-1	25,337
9/25	24-43	Kansas City	- 19	L	1-2	22,641
10/ 2	24-24	New York	0	T	1-2-1	27,255
10/ 8	20-10	at Buffalo	+ 10	W	2-2-1	45,542
10/23	35-17	San Diego	+ 18	W	3-2-1	32,371
10/30	24-21	Oakland	+ 3	W	4-2-1	26,941
11/ 6	10-17	Denver	- 7	L	4-3-1	18,154
11/13	27-21	Houston	+ 6	W	5-3-1	23,426
11/20	27-27	at Kansas City	0	T	5-3-1	41,475
11/27	20-14	at Miami	+ 6	W	6-3-2	22,754
12/ 4	14- 3	Buffalo	+ 11	W	7-3-2	39,350
12/11	38-14	at Houston	+ 24	W	8-3-2	17,100
12/18	28-38	at New York	- 10	L	8-4-2	58,921

Total 315-283

430,806

NOTE: All home games played at Fenway Park.

**1967 (Fifth in AFL-East, 3-10-1) Head Coach: Mike Holovak**

Date	Score	Opponent	Margin	Result	Record	Attendance
9/ 3	21-26	at Denver	- 5	L	0- 1	35,488
9/ 9	14-28	at San Diego	- 14	L	0- 2	39,337
9/17	7-35	at Oakland	- 28	L	0- 3	26,289
9/24	23- 0	at Buffalo	+ 23	W	1- 3	45,748
10/ 8*	31-31	at San Diego	0	T	1- 3-1	23,620
10/15	41-10	Miami	+ 31	W	2- 3-1	23,955
10/22	14-48	Oakland	- 34	L	2- 4-1	25,057
10/29	23-30	at New York	- 7	L	2- 5-1	62,784
11/ 5	18- 7	Houston	+ 11	W	3- 5-1	19,422
11/12	10-33	Kansas City	- 23	L	3- 6-1	23,010
11/19	24-29	New York	- 5	L	3- 7-1	26,790
11/26	6-27	at Houston	- 21	L	3- 8-1	28,044
12/ 9	16-44	Buffalo	- 28	L	3- 9-1	20,627
12/17	32-41	at Miami	- 9	L	3-10-1	25,969

Total 280-389

426,140

\* Scheduled as home game, played at San Diego because of World Series at Fenway Park.

NOTE: All home games played in Fenway Park with exception of 10/15 vs. Miami which was played at Boston College Alumni Stadium.

**1968 (Fourth in AFL-East, 4-10-0) Head Coach: Mike Holovak**

Date	Score	Opponent	Margin	Result	Record	Attendance
9/ 8	16- 7	at Buffalo	+ 9	W	1- 0	38,865
9/22*	31-47	New York	- 16	L	1- 1	29,192
9/29	20-17	at Denver	+ 3	W	2- 1	37,024
10/ 6	10-41	at Oakland	- 31	L	2- 2	44,253
10/13	0-16	Houston	- 16	L	2- 3	32,502
10/20	23- 6	Buffalo	+ 17	W	3- 3	21,082
10/27	14-48	at New York	- 34	L	3- 4	62,351
11/ 3	14-35	Denver	- 21	L	3- 5	18,304
11/10	17-27	San Diego	- 10	L	3- 6	19,278
11/17	17-31	at Kansas City	- 14	L	3- 7	48,271
11/24	10-34	Miami	- 24	L	3- 8	18,305
12/ 1	33-14	Cincinnati	+ 19	W	4- 8	17,796
12/ 8	7-38	at Miami	- 31	L	4- 9	24,242
12/15	17-45	at Houston	- 28	L	4-10	34,198

Total 229-406

445,663

\* Scheduled as home game, played in Birmingham, Alabama, because of conflict with major league baseball.

NOTE: All home games played at Fenway Park.

**1969 (Tied for third in AFL-East, 4-10-0) Head Coach: Clive Rush**

Date	Score	Opponent	Margin	Result	Record	Attendance
9/14	7-35	at Denver	- 28	L	0- 1	43,679
9/21	0-31	Kansas City	- 31	L	0- 2	22,002
9/28	23-38	Oakland	- 15	L	0- 3	19,069
10/ 5	14-23	New York	- 9	L	0- 4	25,584
10/11	16-23	at Buffalo	- 7	L	0- 5	46,201
10/19	10-13	San Diego	- 3	L	0- 6	18,346
10/26	17-23	at New York	- 6	L	0- 7	62,298
11/ 2	24- 0	Houston	+ 24	W	1- 7	19,006
11/ 9	16-17	Miami	- 1	L	1- 8	19,821
11/16	25-14	at Cincinnati	+ 11	W	2- 8	27,927
11/23	35-21	Buffalo	+ 14	W	3- 8	25,584
11/30	38-23	Miami (at Tampa)	+ 15	W	4- 8	32,121
12/ 7	18-28	at San Diego	- 10	L	4- 9	33,146
12/14	23-27	at Houston	- 4	L	4-10	39,215

Total 266-316

433,999

NOTE: All home games played at Boston College Alumni Stadium.

1970 (Fifth in AFC-East, 2-12-0) Head Coach Clive Rush (1-6-0), John Mazur (1-6-0)						
Date	Score	Opponent	Margin	Result	Record	Attendance
9/20	27-14	Miami	+ 13	W	1- 0	32,607
9/27	21-31	New York Jets	- 10	L	1- 1	36,040
10/ 4	6-14	Baltimore	- 8	L	1- 2	38,235
10/11	10-23	at Kansas City	- 13	L	1- 3	50,698
10/18	0-16	New York Giants	- 16	L	1- 4	39,091
10/25	3-27	at Baltimore	- 24	L	1- 5	60,240
11/ 1	10-45	Buffalo	- 35	L	1- 6	31,148
11/ 8	0-31	at St. Louis	- 31	L	1- 7	46,466
11/15	14-16	San Diego	- 2	L	1- 8	30,597
11/22	3-17	at New York Jets	- 14	L	1- 9	61,822
11/29	14-10	at Buffalo	+ 4	W	2- 9	31,427
12/ 6	20-37	at Miami	- 17	L	2-10	51,032
12/13	14-35	Minnesota	- 21	L	2-11	37,819
12/20	7-45	at Cincinnati	- 38	L	2-12	60,157
Total	149-361					697-379

NOTE: All home games played at Harvard Stadium.

1971 (Third in AFC-East, 6-8-0) Head Coach: John Mazur						
Date	Score	Opponent	Margin	Result	Record	Attendance
9/19	20- 6	Oakland	+ 14	W	1-0	55,405
9/26	7-34	Detroit	- 27	L	1-1	61,057
10/ 3	3-23	Baltimore	- 20	L	1-2	61,232
10/10	20- 0	New York Jets	+ 20	W	2-2	61,357
10/17	3-41	at Miami	- 38	L	2-3	58,822
10/24	21-44	at Dallas	- 23	L	2-4	65,708
10/31	10-27	at San Francisco	- 17	L	2-5	45,092
11/ 7	28-20	Houston	+ 8	W	3-5	53,155
11/14	38-33	Buffalo	+ 5	W	4-5	57,446
11/21	7-27	at Cleveland	- 20	L	4-6	65,238
11/28	20-27	at Buffalo	- 7	L	4-7	27,166
12/ 5	34-13	Miami	+ 21	W	5-7	61,457
12/12	6-13	at New York Jets	- 7	L	5-8	63,175
12/19	21-17	at Baltimore	+ 4	W	6-8	57,942
Total	238-325					794,252

NOTE: All home games played at Schaefer Stadium.

1972 (Fifth in AFC-East, 3-11-0) Head Coach: John Mazur (2-7-0), Phil Bengston (1-4-0)						
Date	Score	Opponent	Margin	Result	Record	Attendance
9/17	7-31	Cincinnati	- 24	L	0- 1	60,999
9/24	21-20	Atlanta	+ 1	W	1- 1	60,999
10/ 1	24-23	Washington	+ 1	W	2- 1	60,999
10/ 8	14-38	at Buffalo	- 24	L	2- 2	41,749
10/15	13-41	New York Jets	- 28	L	2- 3	60,999
10/22	3-33	at Pittsburgh	- 30	L	2- 4	46,081
10/29	10-24	at New York Jets	- 14	L	2- 5	62,867
11/ 6	17-24	Baltimore	- 7	L	2- 6	60,999
11/12	0-52	at Miami	- 52	L	2- 7	80,010
11/19	24-27	Buffalo	- 4	L	2- 8	60,999
11/26	0-31	at Baltimore	- 31	L	2- 9	54,907
12/ 3	21-37	Miami	- 16	L	2-10	60,999
12/10	17-10	at New Orleans	+ 7	W	3-10	64,889
12/17	21-45	at Denver	- 24	L	3-11	51,656
Total	192-446					829,152

1973 (Third in AFC-East, 5-9-0) Head Coach: Chuck Fairbanks						
Date	Score	Opponent	Margin	Result	Record	Attendance
9/16	13-31	Buffalo	- 18	L	0-1	56,114
9/23	7-10	Kansas City	- 3	L	0-2	57,918
9/30	23-44	at Miami	- 21	L	0-3	80,047
10/ 7	24-16	Baltimore	+ 8	W	1-3	57,044
10/14	7- 9	New York Jets	- 2	L	1-4	58,659
10/21	13-10	at Chicago	+ 3	W	2-4	55,701
10/28	14-30	Miami	- 16	L	2-5	61,279
11/ 4	23-24	at Philadelphia	- 1	L	2-6	65,070
11/11	13-33	at New York Jets	- 20	L	2-7	60,737
11/18	33-24	Green Bay	+ 9	W	3-7	61,279
11/25	32- 0	at Houston	+ 32	W	4-7	27,344
12/ 2	30-14	San Diego	+ 16	W	5-7	58,150
12/ 9	13-37	at Buffalo	- 24	L	5-8	75,841
12/16	13-18	at Baltimore	- 5	L	5-9	52,065
Total	258-300					827,248

**1974 (Tied for third in AFC-East, 7-7-0) Head Coach: Chuck Fairbanks**

Date	Score	Opponent	Margin	Result	Record	Attendance
9/15	34-24	Miami	+ 10	W	1-0	55,006
9/22	28-20	at New York Giants	+ 8	W	2-0	49,267
9/29	20-14	Los Angeles	+ 6	W	3-0	61,279
10/ 6	42- 3	Baltimore	+39	W	4-0	59,502
10/13	24- 0	at New York Jets	+24	W	5-0	61,400
10/20	28-30	at Buffalo	- 2	L	5-1	80,020
10/27	17-14	at Minnesota	+ 3	W	6-1	48,497
11/ 3	28-29	Buffalo	- 1	L	6-2	61,279
11/10	14-21	Cleveland	- 7	L	6-3	61,279
11/17	16-21	New York Jets	- 5	L	6-4	61,279
11/24	27-17	at Baltimore	+10	W	7-4	38,971
12/ 1	26-41	at Oakland	-15	L	7-5	54,020
12/ 8	17-21	Pittsburgh	- 4	L	7-6	61,279
12/15	27-34	at Miami	- 7	L	7-7	79,420
Total	348-289					832,498

**1975 (Fifth in AFC-East, 3-11-0) Head Coach: Chuck Fairbanks**

Date	Score	Opponent	Margin	Result	Record	Attendance
9/21	0- 7	Houston	- 7	L	0- 1	54,212
9/28	14-22	Miami	- 8	L	0- 2	61,279
10/ 5	7-36	at New York Jets	-29	L	0- 3	61,415
10/12	10-27	at Cincinnati	-17	L	0- 4	55,856
10/19	21-10	Baltimore	+11	W	1- 4	56,844
10/26	24-16	San Francisco	+ 8	W	2- 4	60,691
11/ 2	17-24	at St. Louis	- 7	L	2- 5	47,263
11/ 9	33-19	at San Diego	+14	W	3- 5	26,090
11/16	31-34	Dallas	- 3	L	3- 6	61,279
11/23	31-45	at Buffalo	-14	L	3- 7	69,207
12/ 1	7-20	at Miami	-13	L	3- 8	68,480
12/ 7	28-30	New York Jets	- 2	L	3- 9	57,539
12/14	14-34	Buffalo	-20	L	3-10	59,646
12/21	21-34	at Baltimore	-13	L	3-11	50,801
Total	258-358					790,602

**1976 (Tied for First in AFC-East, 11-3-0) Head Coach: Chuck Fairbanks**

Date	Score	Opponent	Margin	Result	Record	Attendance
9/12	13-27	Baltimore	- 14	L	0-1	43,637
9/19	30-14	Miami	+16	W	1-1	46,227
9/26	30-27	at Pittsburgh	+ 3	W	2-1	50,350
10/ 3	48-17	Oakland	+31	W	3-1	61,279
10/10	10-30	at Detroit	-20	L	3-2	63,711
10/18	41- 7	New York Jets	+34	W	4-2	51,236
10/24	26-22	at Buffalo	+ 4	W	5-2	50,383
10/31	3-10	at Miami	- 7	L	5-3	57,984
11/ 7	20-10	Buffalo	+10	W	6-3	61,279
11/14	21-14	at Baltimore	+ 7	W	7-3	60,020
11/21	38-24	at New York Jets	+14	W	8-3	58,509
11/28	38-14	Denver	+24	W	9-3	61,279
12/ 5	27- 6	New Orleans	+21	W	10-3	54,057
12/12	31-14	at Tampa	+17	W	11-3	46,475
Total	376-236					820,463

**AFC PLAYOFF**

12/18	21-24	at Oakland	- 3	L	0-1	54,037
Grand Total	397-260					874,500

**1977 (Third in AFC-East, 9-5-0) Head Coach: Chuck Fairbanks**

Date	Score	Opponent	Margin	Result	Record	Attendance
9/18	21-17	Kansas City	+ 4	W	1-0	58,288
9/26	27-30	at Cleveland (OT)	- 3	L	1-1	77,910
10/ 2	27-30	at New York Jets	- 3	L	1-2	49,801
10/ 9	31- 0	Seattle	+31	W	2-2	54,363
10/16	24-20	at San Diego	+ 4	W	3-2	51,143
10/23	17- 3	Baltimore	+14	W	4-2	61,279
10/30	24-13	New York Jets	+11	W	5-2	61,279
11/ 6	14-24	Buffalo	-10	L	5-3	61,279
11/13	5-17	at Miami	-12	L	5-4	67,907
11/20	20- 7	at Buffalo	+13	W	6-4	31,157
11/27	14- 6	Philadelphia	+ 8	W	7-4	58,192
12/ 4	16-10	at Atlanta	+ 6	W	8-4	60,738
12/11	14-10	Miami	+ 4	W	9-4	61,279
12/18	24-30	at Baltimore	- 6	L	9-5	60,763
Total	278-217					815,378

**1978 (First in AFC-East, 11-5-0) Head Coach: Chuck Fairbanks (11-4-0), Ron Erhardt & Hank Bullough co-head coaches for final game at Miami**

Date	Score	Opponent	Margin	Result	Record	Attendance
9/ 3	14-16	Washington	- 2	L	0-1	55,063
9/10	16- 6	at St. Louis	+10	W	1-1	49,555
9/18	27-34	Baltimore	- 7	L	1-2	57,503
9/24	21-14	at Oakland	+ 7	W	2-2	53,500
10/ 1	28-23	San Diego	+ 5	W	3-2	61,297
10/ 8	24-14	Philadelphia	+10	W	4-2	61,297
10/15	10- 3	at Cincinnati	+ 7	W	5-2	56,257
10/22	33-24	Miami	+ 9	W	6-2	61,297
10/29	55-21	New York Jets	+34	W	7-2	61,297
11/ 5	14-10	at Buffalo	+ 4	W	8-2	46,101
11/12	23-26	Houston	- 3	L	8-3	61,297
11/19	19-17	at New York Jets	+ 2	W	9-3	60,372
11/26	35-14	at Baltimore	+21	W	10-3	49,404
12/ 3	10-17	at Dallas	- 7	L	10-4	65,045
12/10	26-24	Buffalo	+ 2	W	11-4	59,927
12/18	3-23	at Miami	-20	L	11-5	75,445

Total 358-286 934,657

**AFC PLAYOFF**

12/31	14-31	Houston	- 17	L	0-1	61,297
-------	-------	---------	------	---	-----	--------

Grand Total 372-317 995,954

**1979 (Second in AFC-East, 9-7-0) Head Coach: Ron Erhardt**

Date	Score	Opponent	Margin	Result	Record	Attendance
9/ 3	13-16	Pittsburgh (OT)	- 3	L	0-1	61,297
9/ 9	56- 3	NY Jets	+53	W	1-1	53,220
9/16	20-14	at Cincinnati	+ 6	W	2-1	46,581
9/23	27-21	San Diego	+ 6	W	3-1	61,297
10/ 1	14-27	at Green Bay	-13	L	3-2	56,212
10/ 7	24-17	Detroit	+ 7	W	4-2	61,297
10/14	27- 7	at Chicago	+20	W	5-2	57,979
10/21	28-13	Miami	+15	W	6-2	61,297
10/28	26-31	at Baltimore	- 5	L	6-3	47,042
11/ 4	26- 6	at Buffalo	+20	W	7-3	69,465
11/11	10-45	at Denver	-35	L	7-4	75,103
11/18	50-21	Baltimore	+29	W	8-4	61,297
11/25	13-16	Buffalo (OT)	- 3	L	8-5	61,297
11/29	24-39	at Miami	-15	L	8-6	75,037
12/ 9	26-27	at NY Jets	- 1	L	8-7	60,372
12/16	27-23	Minnesota	+ 4	W	9-7	57,985

Total 411-326 966,778

**1980 (Second in AFC-East, 10-6-0) Head Coach: Ron Erhardt**

Date	Score	Opponent	Margin	Result	Record	Attendance
9/ 7	34-17	Cleveland	+17	W	1-0	49,222
9/14	21-37	Atlanta	-16	L	1-1	48,321
9/21	37-31	at Seattle	+ 6	W	2-1	61,035
9/29	23-14	Denver	+ 9	W	3-1	59,602
10/ 5	21-11	at New York Jets	+10	W	4-1	53,603
10/12	34- 0	Miami	+34	W	5-1	60,377
10/19	37-21	at Baltimore	+16	W	6-1	53,924
10/26	13-31	at Buffalo	-18	L	6-2	75,092
11/ 2	34-21	New York Jets	+13	W	7-2	60,834
11/10	34-38	at Houston	- 4	L	7-3	51,524
11/16	14-17	Los Angeles	- 3	L	7-4	60,609
11/23	47-21	Baltimore	+26	W	8-4	60,994
11/30	17-21	at San Francisco	- 4	L	8-5	45,254
12/ 8	13-16	at Miami (OT)	- 3	L	8-6	63,292
12/14	24- 2	Buffalo	+22	W	9-6	58,324
12/21	38-27	at New Orleans	+11	W	10-6	38,277

Total 441-325 900,284

**1981 (Fifth in AFC-East, 2-14-0) Head Coach: Ron Erhardt**

Date	Score	Opponent	Margin	Result	Record	Attendance
9/ 6	28-29	Baltimore	- 1	L	0- 1	49,572
9/13	3-13	at Philadelphia	-10	L	0- 2	71,089
9/21	21-35	Dallas	-14	L	0- 3	60,311
9/27	21-27	at Pittsburgh (OT)	- 6	L	0- 4	53,344
10/ 4	33-17	Kansas City	+16	W	1- 4	55,931
10/11	24-28	at New York Jets	- 4	L	1- 5	55,093
10/18	38-10	Houston	+28	W	2- 5	60,474
10/25	22-24	at Washington	- 2	L	2- 6	50,934
11/ 1	17-27	at Oakland	-10	L	2- 7	44,246
11/ 8	27-30	Miami (OT)	- 3	L	2- 8	60,436
11/15	6-17	New York Jets	-11	L	2- 9	45,342
11/22	17-20	at Buffalo	- 3	L	2-10	71,593
11/29	20-27	St. Louis	- 7	L	2-11	39,946
12/ 6	14-24	at Miami	-10	L	2-12	50,421
12/13	10-19	Buffalo	- 9	L	2-13	42,549
12/20	21-23	at Baltimore	- 2	L	2-14	17,073

Total 322-370 827,814

**1982 (Third in AFC-East, 5-4-0) Head Coach: Ron Meyer**

Date	Score	Opponent	Margin	Result	Record	Attendance
9/12	24-13	at Baltimore	+ 11	W	1-0	39,055
9/19	7-31	NY Jets	- 24	L	1-1	53,515
11/21	7-10	at Cleveland	- 3	L	1-2	47,281
11/28	29-21	Houston	+ 8	W	2-2	33,602
12/ 5	13-26	at Chicago	- 13	L	2-3	36,973
12/12	3- 0	Miami	+ 3	W	3-3	25,716
12/19	16- 0	at Seattle	+ 16	W	4-3	53,457
12/26	14-37	at Pittsburgh	- 23	L	4-4	50,515
1/2/83	30-19	Buffalo	+ 11	W	5-4	36,218

Total 143-157 376,332

**AFC PLAYOFF**

1-8-83 13-28 at Miami - 15 L 0-1 68,842

Grand

Total 156-185 445,174

**1983 (Second in AFC-East, 8-8-0) Head Coach: Ron Meyer**

Date	Score	Opponent	Margin	Result	Record	Attendance
9/ 4	23-29	Baltimore (OT)	- 6	L	0-1	45,526
9/11	24-34	at Miami	- 10	L	0-2	59,343
9/18	23-13	NY Jets	+ 10	W	1-2	43,182
9/25	28-23	at Pittsburgh	+ 5	W	2-2	58,282
10/ 2	13-33	San Francisco	- 20	L	2-3	54,293
10/ 9	7-12	at Baltimore	- 5	L	2-4	35,618
10/16	37-21	San Diego	+ 16	W	3-4	59,016
10/23	31- 0	at Buffalo	+ 31	W	4-4	60,424
10/30	13-24	at Atlanta	- 11	L	4-5	47,546
11/ 6	21- 7	Buffalo	+ 14	W	5-5	42,604
11/13	17- 6	Miami	+ 11	W	6-5	60,771
11/20	0-30	Cleveland	- 30	L	6-6	40,987
11/27	3-26	at NY Jets	- 23	L	6-7	48,620
12/ 4	7- 0	New Orleans	+ 7	W	7-7	24,579
12/11	21- 7	at LA Rams	+ 14	W	8-7	46,503
12/18	6-24	at Seattle	- 18	L	8-8	59,688

Total 274-289 786,982

**1984 (Second in AFC-East, 9-7-0) Head Coach: Ron Meyer (5-3-0), Raymond Berry (4-4-0)**

Date	Score	Opponent	Margin	Result	Record	Attendance
9/ 2	21-17	at Buffalo	+ 4	W	1-0	48,528
9/ 9	7-28	at Miami	- 21	L	1-1	66,083
9/16	38-23	Seattle	+ 15	W	2-1	43,140
9/23	10-26	Washington	- 16	L	2-2	60,503
9/30	28-21	at NY Jets	+ 7	W	3-2	68,978
10/ 7	17-16	at Cleveland	+ 1	W	4-2	53,036
10/14	20-14	Cincinnati	+ 6	W	5-2	48,154
10/21	24-44	Miami	- 20	L	5-3	60,711
10/28	30-20	NY Jets	+ 10	W	6-3	60,513
11/ 4	19-26	at Denver	- 7	L	6-4	74,908
11/11	38-10	Buffalo	+ 28	W	7-4	43,313
11/18	50-17	at Indianapolis	+ 33	W	8-4	60,009
11/22	17-20	at Dallas	- 3	L	8-5	55,341
12/ 2	10-33	St. Louis	- 23	L	8-6	53,558
12/ 9	17-27	at Philadelphia	- 10	L	8-7	41,581
12/16	16-10	Indianapolis	+ 6	W	9-7	22,383

Total 362-352 860,739

**1985 (Tied for Second in AFC-East, 11-5-0) Head Coach: Raymond Berry**

Date	Score	Opponent	Margin	Result	Record	Attendance
9/ 8	26-20	Green Bay	+ 6	W	1-0	49,488
9/15	7-20	at Chicago	- 13	L	1-1	60,533
9/22	17-14	at Buffalo	+ 3	W	2-1	40,334
9/29	20-35	LA Raiders	- 15	L	2-2	60,686
10/ 6	20-24	at Cleveland	- 4	L	2-3	62,139
10/13	14- 3	Buffalo	+ 11	W	3-3	40,462
10/20	20-13	NY Jets	+ 7	W	4-3	58,163
10/27	32-14	at Tampa Bay	+ 18	W	5-3	34,661
11/ 3	17-13	Miami	+ 4	W	6-3	58,811
11/10	34-15	Indianapolis	+ 19	W	7-3	54,176
11/17	20-13	at Seattle	+ 7	W	8-3	60,345
11/24	13-16	at NY Jets (OT)	- 3	L	8-4	74,100
12/ 1	38-31	at Indianapolis	+ 7	W	9-4	56,740
12/ 8	23- 6	Detroit	+ 17	W	10-4	59,078
12/16	27-30	at Miami	- 3	L	10-5	69,489
12/22	34-23	Cincinnati	+ 11	W	11-5	57,953

Total 362-290 897,158

**AFC PLAYOFF**

12/28 26-14 at NY Jets + 12 W 1-0 70,598  
 1/ 5 27-20 at LA Raiders + 7 W 2-0 88,936  
 1/12 31-14 at Miami + 17 W 3-0 74,978

**SUPER BOWL XX**

1/26 10-46 vs. Chicago (at Louisiana Superdome) - 36 L 3-1 73,818

Total 84-94 308,330

Grand

Total 446-384 1,205,488

**1986 (First in AFC-East, 11-5-0) Head Coach: Raymond Berry**

Date	Score	Opponent	Margin	Result	Record	Attendance
9/ 7	33- 3	Indianapolis	+ 30	W	1-0	55,208
9/11	20- 6	at NY Jets	+ 14	W	2-0	72,422
9/21	31-38	Seattle	- 7	L	2-1	58,977
9/28	20-27	at Denver	- 7	L	2-2	75,804
10/ 5	34- 7	Miami	+ 27	W	3-2	60,689
10/12	24-31	NY Jets	- 7	L	3-3	60,342
10/19	34- 0	at Pittsburgh	+ 34	W	4-3	54,743
10/26	23- 3	at Buffalo	+ 30	W	5-3	77,808
11/ 2	25-17	Atlanta	+ 8	W	6-3	60,597
11/ 9	30-21	at Indianapolis	+ 9	W	7-3	56,890
11/16	30-28	at LA Rams	+ 2	W	8-3	64,339
11/23	22-19	Buffalo	+ 3	W	9-3	60,455
11/30	21-20	at New Orleans	+ 1	W	10-3	58,259
12/ 7	7-31	Cincinnati	- 24	L	10-4	60,633
12/14	24-29	San Francisco	- 5	L	10-5	60,787
12/22	34-27	at Miami	+ 7	W	11-5	74,516

Total 412-307

1,012,469

**AFC PLAYOFF**

1/4/87	17-22	at Denver	- 5	L	0-1	76,105
--------	-------	-----------	-----	---	-----	--------

Grand

Total 429-329

1,088,574

**1987 (Tied for Second in AFC-East, 8-7-0) Head Coach: Raymond Berry**

Date	Score	Opponent	Margin	Result	Record	Attendance
9/13	28-21	Miami	+ 7	W	1-0	54,642
9/21	24-43	at NY Jets	- 19	L	1-1	70,847
9/27		at Washington	Cancelled due to NFLPA Strike			
10/ 4	10-20	Cleveland	- 10	L	1-2	14,830
10/11	14- 7	Buffalo	+ 7	W	2-2	11,878
10/18	21- 7	at Houston	+ 14	W	3-2	26,294
10/25	16-30	at Indianapolis	- 14	L	3-3	48,850
11/ 1	26-23	LA Raiders	+ 3	W	4-3	60,664
11/ 8	10-17	at NY Giants	- 7	L	4-4	73,817
11/15	17-23	Dallas (OT)	- 6	L	4-5	60,567
11/22	24- 0	Indianapolis	+ 24	W	5-5	56,906
11/29	31-34	Philadelphia (OT)	- 3	L	5-6	54,198
12/ 6	20-31	at Denver	- 11	L	5-7	75,794
12/13	42-20	NY Jets	+ 22	W	6-7	60,617
12/20	13- 7	at Buffalo	+ 6	W	7-7	74,945
12/28	24-10	at Miami	+ 14	W	8-7	61,192

Total 320-293

806,041

**1988 (Tied for Second in AFC-East, 9-7-0) Head Coach: Raymond Berry**

Date	Score	Opponent	Margin	Result	Record	Attendance
9/ 4	28- 3	NY Jets	+ 25	W	1-0	44,027
9/11	6-36	at Minnesota	- 30	L	1-1	55,545
9/18	14-16	Buffalo	- 2	L	1-2	55,945
9/25	6-31	at Houston	- 25	L	1-3	38,646
10/ 2	21-17	Indianapolis	+ 4	W	2-3	58,050
10/ 9	3-45	at Green Bay (Mil.)	- 42	L	2-4	51,932
10/16	27-21	Cincinnati	+ 6	W	3-4	59,969
10/23	20-23	at Buffalo	- 3	L	3-5	76,824
10/30	30- 7	Chicago	+ 23	W	4-5	60,821
11/ 6	21-10	Miami	+ 11	W	5-5	60,840
11/13	14-13	at NY Jets	+ 1	W	6-5	48,358
11/20	6- 3	at Miami	+ 3	W	7-5	53,526
11/27	21-24	at Indianapolis	- 3	L	7-6	58,157
12/ 4	13- 7	Seattle	+ 6	W	8-6	59,068
12/11	10- 7	Tampa Bay (OT)	+ 3	W	9-6	39,889
12/17	10-21	at Denver	- 11	L	9-7	70,910

Total 250-284

892,507

**TOP 10 TELEVISION RATINGS**

No.	Date	Opponent	Nielsen Rating*
1.	1/26/86	vs. Chicago (Super Bowl XX)	51.3
2.	1/12/86	at Miami (NBC, AFC Champ.)	49.3
3.	1/ 5/86	at LA Raiders (NBC, Playoffs)	40.7
4.	1/ 4/87	at Denver (NBC, Playoffs)	37.3
5.	12/17/88	at Denver (NBC, 4 p.m.)	34.1
6.	12/22/86	at Miami (ABC, Monday Night)	31.7
7.	12/28/85	at NY Jets (NBC, WC Playoffs)	31.4
8.	12/16/85	at Miami (ABC, Monday Night)	30.0
9.	11/24/85	at NY Jets (NBC, 1 p.m.)	28.1
10.	11/27/88	at Indianapolis	27.1

\* For Boston TV with each point representing 1% of 2 million homes (according to Nielsen ratings).



# SERIES RESULTS

(Includes Playoff Games)

## PATRIOTS 3, ATLANTA 2

1972—at NE 21, Atlanta 20 +1  
 1977—NE 16, at Atlanta 10 +6  
 1980—Atlanta 37, at NE 21 -16  
 1983—at Atlanta 24, NE 13 -11  
 1986—at NE 25, Atlanta 17 +8  
*(Points—Atlanta 108, Patriots 96)*

## PATRIOTS 32, BUFFALO 25 (1 tie)

1960—Buffalo 13, at NE 0 -13  
 at Buffalo 38, NE 14 -24  
 1961—NE 23, at Buffalo 21 +2  
 at NE 52, Buffalo 21 +31  
 1962—at Buffalo 28, NE 28 tie  
 at NE 21, Buffalo 10 +21  
 1963—at Buffalo 28, NE 21 -7  
 at NE 17, Buffalo 7 +10  
 \*NE 26, at Buffalo 8 +18  
 1964—NE 36, at Buffalo 28 +8  
 Buffalo 24, at NE 14 -10  
 1965—at Buffalo 24, NE 7 -17  
 Buffalo 23, at NE 7 -16  
 1966—NE 20, at Buffalo 10 +10  
 at NE 14, Buffalo 3 +11  
 1967—NE 23, at Buffalo 0 +23  
 Buffalo 44, at NE 16 +28  
 1968—NE 16, at Buffalo 7 +9  
 at NE 23, Buffalo 6 +17  
 1969—at Buffalo 23, NE 16 -7  
 at NE 35, Buffalo 21 +14  
 1970—Buffalo 45, at NE 10 -35  
 NE 14, at Buffalo 10 +4  
 1971—at NE 38, Buffalo 33 +5  
 at Buffalo 27, NE 20 -7  
 1972—at Buffalo 38, NE 14 -24  
 Buffalo 27, at NE 24 -3  
 1973—Buffalo 31, at NE 13 -18  
 at Buffalo 37, NE 13 -24  
 1974—at Buffalo 30, NE 28 -2  
 Buffalo 29, at NE 28 -1  
 1975—at Buffalo 45, NE 31 -14  
 Buffalo 34, at NE 14 -20  
 1976—NE 26, at Buffalo 22 +4  
 at NE 20, Buffalo 10 +10  
 1977—Buffalo 24, at NE 14 -10  
 NE 20, at Buffalo 7 +13  
 1978—NE 14, at Buffalo 10 +4  
 at NE 26, Buffalo 24 +2  
 1979—NE 26, at Buffalo 6 +20  
 Buffalo 16, at NE 13 (OT) -3  
 1980—at Buffalo 31, NE 13 -18  
 at NE 24, Buffalo 2 +22  
 1981—at Buffalo, 20, NE 17 -3  
 Buffalo 19, at NE 10 -9  
 1982—at NE 30, Buffalo 19 +11  
 (1-2-83)  
 1983—NE 31, at Buffalo 0 +31  
 at NE 21, Buffalo 7 +14  
 1984—NE 21, at Buffalo 17 +4  
 at NE 38, Buffalo 10 +28  
 NE 17, at Buffalo 14 +3  
 1985—at NE 14, Buffalo 3 +11  
 1986—NE 23, at Buffalo 3 +20  
 at NE 22, Buffalo 19 +3  
 1987—at NE 14, Buffalo 7 +7  
 NE 13, at Buffalo 7 +6  
 1988—Buffalo 16, at NE 14 -2  
 at Buffalo 23, NE 20 -3

\*Divisional Playoff

*(Points—Patriots 1,177, Buffalo 1,109)*

## PATRIOTS 3, CHICAGO 3

1973—NE 13, at Chicago 10 +3  
 1979—NE 27, at Chicago 7 +20  
 1982—at Chicago 26, NE 13 -13  
 1985—at Chicago 20, NE 7 -13  
 —(\*at N.O.) Chicago 46, NE 10 -36  
 1988—at NE 30, Chicago 7 +23

\*Super Bowl XX

*(Points—Chicago 116, Patriots 100)*

## PATRIOTS 7, CINCINNATI 4

1968—at NE 33, Cincinnati 14 +19  
 1969—NE 25, at Cincinnati 14 +11  
 1970—at Cincinnati 45, NE 7 -38  
 1972—Cincinnati 31, at NE 7 -24  
 1975—at Cincinnati 27, NE 10 -17  
 1978—NE 10, at Cincinnati 3 +7  
 1979—NE 20, at Cincinnati 14 +6  
 1984—at NE 20, Cincinnati 14 +6  
 1985—at NE 34, Cincinnati 23 +11  
 1986—Cincinnati 31, at NE 7 -24  
 1988—at NE 27, Cincinnati 21 +6  
*(Points—Cincinnati 237, Patriots 200)*

## CLEVELAND 7, PATRIOTS 2

1971—at Cleveland 27, NE 7 -20  
 1974—Cleveland 21, at NE 14 -7  
 1977—at Cleveland 30, NE 27 (OT) -3  
 1980—at NE 34, Cleveland 17 +17  
 1982—at Cleveland 10, NE 7 -3  
 1983—Cleveland 30, at NE 0 -30  
 1984—NE 17, at Cleveland 16 +1  
 1985—at Cleveland 24, NE 20 -4  
 1987—Cleveland 20, at NE 10 -10  
*(Points—Cleveland 195, Patriots 136)*

## DALLAS 6, PATRIOTS 0

1971—at Dallas 44, NE 21 -23  
 1975—Dallas 34, at NE 31 -3  
 1978—at Dallas 17, NE 10 -7  
 1981—Dallas 35, at NE 21 -14  
 1984—at Dallas 20, NE 17 -3  
 1987—Dallas 23, at NE 17 (OT) -6  
*(Points—Dallas 173, Patriots 117)*

## DENVER 15, PATRIOTS 12

1960—Denver 13, at NE 10 -3  
 at Denver 31, NE 24 -7  
 1961—at NE 45, Denver 17 +28  
 NE 28, at Denver 24 +4  
 1962—at NE 41, Denver 16 +25  
 NE 33, at Denver 29 +4  
 1963—at Denver 14, NE 10 -4  
 at NE 40, Denver 21 +19  
 1964—NE 39, at Denver 10 +29  
 at NE 12, Denver 7 +5  
 1965—Denver 27, at NE 10 -17  
 NE 28, at Denver 20 +8  
 1966—NE 24, at Denver 10 +14  
 Denver 17, at NE 10 -7  
 1967—at Denver 26, NE 21 -5  
 1968—NE 20, at Denver 17 +3  
 Denver 35, at NE 14 -21  
 1969—at Denver 35, NE 7 -28  
 1972—at Denver 45, NE 21 -24  
 1976—at NE 38, Denver 14 +24  
 1979—at Denver 45, NE 10 -35  
 1980—at NE 23, Denver 14 +9  
 1984—at Denver 26, NE 19 -7  
 1986—at Denver 27, NE 20 -7  
 \*at Denver 22, NE 17 -5  
 1987—at Denver 31, NE 20 -11  
 1988—at Denver 21, NE 10 -11  
 \*AFC Playoff  
*(Points—Denver 614, Patriots 594)*

## DETROIT 2, PATRIOTS 2

1971—Detroit 34, at NE 7 -27  
 1976—at Detroit 30, NE 10 -20  
 1979—at NE 24, Detroit 17 +7  
 1985—at NE 23, Detroit 6 +17  
*(Points—Detroit 87, Patriots 64)*

## PATRIOTS 2, GREEN BAY 2

1973—at NE 33, Green Bay 24 +9  
 1979—at Green Bay 27, NE 14 -13  
 1985—at NE 26, Green Bay 20 +6  
 1988—at Green Bay 45, NE 3 -42  
*(Points—Green Bay 116, Patriots 76)*

**PATRIOTS 15, HOUSTON 14 (1 tie)**

1960—Houston 24, at NE 10 -14  
 at Houston 37, NE 21 -16  
 1961—at NE 31, Houston 31 tie  
 at Houston 27, NE 15 -12  
 1962—at NE 34, Houston 21 +13  
 at Houston 21, NE 17 -4  
 1963—at NE 45, Houston 3 +42  
 NE 46, at Houston 28 +18  
 1964—at NE 25, Houston 24 +1  
 NE 34, at Houston 17 +17  
 1965—at Houston 31, NE 10 -21  
 at NE 42, Houston 14 +28  
 1966—at NE 27, Houston 21 +6  
 NE 38, at Houston 14 +24  
 1967—at NE 18, Houston 7 +11  
 at Houston 27, NE 6 -21  
 1968—Houston 16, at NE 0 -16  
 at Houston 45, NE 17 -28  
 1969—at NE 24, Houston 0 +24  
 at Houston 27, NE 23 -4  
 1971—at NE 28, Houston 20 +8  
 1973—NE 32, at Houston 0 +32  
 1975—Houston 7, at NE 0 -7  
 1978—Houston 26, at NE 23 -3  
 \*Houston 31, at NE 14 -17  
 1980—at Houston 38, NE 34 -4  
 1981—at NE 38, Houston 10 +28  
 1982—at NE 29, Houston 21 +8  
 1987—NE 21, at Houston 7 +14  
 1988—at Houston 31, NE 6 -25  
 \*AFC Divisional Playoff

*(Points—Patriots 708, Houston 626)***PATRIOTS 20, INDIANAPOLIS 17**

1970—Baltimore 14, at NE 6 -8  
 at Baltimore 27, NE 3 -24  
 1971—Baltimore 23, at NE 3 -20  
 NE 21, at Baltimore 17 +4  
 1972—Baltimore 24, at NE 17 -7  
 at Baltimore 31, NE 0 -31  
 1973—at NE 24, Baltimore 16 +8  
 at Baltimore 18, NE 13 -5  
 1974—at NE 42, Baltimore 3 +39  
 NE 27, at Baltimore 17 +10  
 1975—at NE 21, Baltimore 10 +11  
 at Baltimore 34, NE 21 -13  
 1976—Baltimore 27, at NE 13 -14  
 NE 21, at Baltimore 14 +7  
 1977—at NE 17, Baltimore 3 +14  
 at Baltimore 30, NE 24 -6  
 1978—Baltimore 34, at NE 27 -7  
 NE 35, at Baltimore 14 +21  
 1979—at Baltimore 31, NE 26 -5  
 at NE 50, Baltimore 21 +29  
 1980—NE 37, at Baltimore 21 +16  
 at NE 47, Baltimore 21 +26  
 1981—Baltimore 29, at NE 28 -1  
 at Baltimore 23, NE 21 -2  
 1982—NE 24, at Baltimore 13 +11  
 1983—Baltimore 29, at NE 23 (OT) -6  
 at Baltimore 12, NE 7 -5  
 1984—NE 50, at Indianapolis 17 +33  
 at NE 16, Indianapolis 10 +6  
 1985—at NE 34, Indianapolis 15 +19  
 NE 38, at Indianapolis 31 +7  
 1986—at NE 33, Indianapolis 3 +30  
 NE 30, at Indianapolis 21 +9  
 1987—at Indianapolis 30, NE 16 -14  
 at NE 24, Indianapolis 0 +24  
 1988—at NE 21, Indianapolis 17 +4  
 at Indianapolis 24, NE 21 -3

*(Points—Patriots 881, Colts 724)***KANSAS CITY 11, PATS 7 (3 ties)**

1960—at NE 42, Kansas City 14 +28  
 at Kansas City 34, NE 0 -34  
 1961—NE 18, at Kansas City 17 +1  
 at NE 28, Kansas City 21 +7  
 1962—at Kansas City 42, NE 28 -14  
 Kansas City 27, at NE 7 -20  
 1963—at NE 24, Kansas City 24 tie  
 at Kansas City 35, NE 3 -32  
 1964—at NE 24, Kansas City 7 +17  
 NE 31, at Kansas City 24 +7  
 1965—at Kansas City 27, NE 17 -10  
 at NE 10, Kansas City 10 tie  
 1966—Kansas City 43, at NE 24 -19  
 NE 27, at Kansas City 27 tie

1967—Kansas City 33, at NE 10 -23  
 1968—at Kansas City 31, NE 17 -14  
 1969—Kansas City 31, at NE 0 -31  
 1970—at Kansas City 23, NE 10 -13  
 1973—Kansas City 10, at NE 7 -3  
 1977—at NE 21, Kansas City 17 +4  
 1981—at NE 33, Kansas City 17 +16  
*(Points—Kansas City 514, Patriots 381)*

**PATS 13, LA RAIDERS 12 (1 tie)**

1960—At San Francisco 27, NE 14 -13  
 at NE 34, Oakland 28 +6  
 1961—at NE 20, Oakland 17 +3  
 NE 35, at San Francisco 21 +14  
 1962—at NE 26, Oakland 16 +10  
 at Oakland 20, NE 0 -20  
 1963—NE 20, at Oakland 14 +6  
 at NE 20, Oakland 14 +6  
 1964—NE 17, at Oakland 14 +3  
 at NE 43, Oakland 43 tie  
 1965—Oakland 24, at NE 10 -14  
 at Oakland 30, NE 21 -9  
 1966—at NE 24, Oakland 21 +3  
 1967—at Oakland 35, NE 7 -28  
 Oakland 48, at NE 14 -34  
 1968—at Oakland 41, NE 10 -31  
 1969—Oakland 38, at NE 23 -15  
 1971—at NE 20, Oakland 6 +14  
 1974—at Oakland 41, NE 26 -15  
 1976—at NE 48, Oakland 17 +31  
 \*at Oakland 24, NE 21 -3  
 1978—NE 21, at Oakland 14 +7  
 1981—at Oakland 27, NE 17 -10  
 1985—Los Angeles 35, at NE 20 -15  
 \*NE 27, at Los Angeles 20 +7  
 1987—at NE 26, Los Angeles 23 +3  
 \*AFC Divisional Playoff  
*(Points—Raiders 658, Patriots 564)*

**PATRIOTS 3, LA RAMS 1**

1974—at NE 20, Los Angeles 14 +6  
 1980—Los Angeles 17, at NE 14 -3  
 1983—NE 21, at Los Angeles 7 +14  
 1986—NE 30, at Los Angeles 28 +2  
*(Points—Patriots 85, LA Rams 66)*

**MIAMI 25, PATRIOTS 21**

1966—NE 20, at Miami 14 +6  
 1967—at NE 41, Miami 10 +31  
 at Miami 41, NE 32 -9  
 1968—Miami 34, at NE 10 -24  
 at Miami 38, NE 7 -31  
 1969—Miami 17, at NE 16 -1  
 NE 38, Miami 23 (at Tampa) +15  
 1970—at NE 27, Miami 14 +13  
 at Miami 37, NE 20 -17  
 1971—at Miami 41, NE 3 -38  
 at NE 34, Miami 13 +21  
 1972—at Miami 52, NE 0 -52  
 Miami 37, at NE 21 -16  
 1973—at Miami 44, NE 23 -21  
 Miami 30, at NE 14 -16  
 1974—at NE 34, Miami 24 +10  
 at Miami 34, NE 27 -7  
 1975—Miami 22, at NE 14 -8  
 at Miami 20, NE 7 -13  
 1976—at NE 30, Miami 14 +16  
 at Miami 10, NE 3 -7  
 1977—at Miami 17, NE 5 -12  
 at NE 14, Miami 10 +4  
 1978—at NE 33, Miami 24 +9  
 at Miami 23, NE 3 -20  
 1979—at NE 28, Miami 13 +15  
 at Miami 39, NE 24 -15  
 1980—at NE 34, Miami 0 +34  
 at Miami 16, NE 13 (OT) -3  
 1981—Miami 30, at NE 27 (OT) -3  
 at Miami 24, NE 14 -10  
 1982—at NE 3, Miami 0 +3  
 \*at Miami 28, NE 13 -15  
 1983—at Miami 34, NE 24 -10  
 at NE 17, Miami 6 +11  
 1984—at Miami 28, NE 7 -21  
 Miami 44, at NE 24 -20  
 1985—at NE 17, Miami 13 +4  
 at Miami 30, NE 27 -3  
 \*\*NE 31, at Miami 14 +17  
 1986—at NE 34, Miami 7 +27  
 NE 34, at Miami 27 +7

1987—at NE 28, Miami 21 +7  
 NE 24, at Miami 10 +14  
 1988—at NE 21, Miami 10 +11  
 NE 6, at Miami 3 +3  
 \*AFC First Round Playoff  
 \*\*AFC Championship  
 (Points—Miami 1,040, Patriots 926)

## PATRIOTS 2, MINNESOTA 2

1970—Minnesota 35, at NE 14 -21  
 1974—NE 17, at Minnesota 14 +3  
 1979—at NE 27, Minnesota 23 +4  
 1988—at Minnesota 36, NE 6 -30  
 (Points—Minnesota 108, Patriots 64)

## PATRIOTS 5, NEW ORLEANS 0

1972—NE 17, at New Orleans 10 +7  
 1976—at NE 27, New Orleans 6 +21  
 1980—NE 38, at New Orleans 27 +11  
 1983—at NE 7, New Orleans 0 +7  
 1986—NE 21, at New Orleans 20 +1  
 (Points—Patriots 110, New Orleans 63)

## NY GIANTS 2, PATRIOTS 1

1970—NY Giants 16, at NE 0 -16  
 1974—NE 28, at NY Giants 20 +8  
 1987—at NY Giants 17, NE 10 -7  
 (Points—NY Giants 53, Patriots 38)

## NY JETS 31, PATS 26 (1 tie)

1960—NE 28, at New York 24 +4  
 at NE 38, New York 21 +17  
 1961—New York 21, at NE 20 -1  
 at New York 37, NE 30 -7  
 1962—NE 43, at New York 14 +29  
 at NE 24, New York 17 +7  
 1963—at NE 38, New York 14 +24  
 at New York 31, NE 24 -7  
 1964—at NE 26, New York 10 +16  
 at New York 35, NE 14 -21  
 1965—New York 30, at NE 20 -10  
 NE 27, at New York 23 +4  
 1966—at NE 24, New York 24 tie  
 at New York 38, NE 28 -10  
 1967—at New York 30, NE 23 -7  
 New York 29, at NE 24 -5  
 1968—New York 47, NE 31 -16  
 (at Birmingham)  
 at New York 48, NE 14 -34  
 1969—New York 23, at NE 14 -9  
 at New York 23, NE 17 -6  
 1970—New York 31, at NE 21 -10  
 at New York 17, NE 3 -14  
 1971—at NE 20, New York 0 +20  
 at New York 13, NE 6 -7  
 1972—New York 41, at NE 13 -28  
 at New York 34, NE 10 -24  
 1973—New York 9, at NE 7 -2  
 at New York 33, NE 13 -20  
 1974—NE 24, at New York 0 +24  
 New York 21, at NE 16 -5  
 1975—at New York 36, NE 7 -29  
 New York 30, at NE 28 -2  
 1976—at NE 41, New York 7 +34  
 NE 38, at New York 24 +14  
 1977—at New York 30, NE 27 -3  
 at NE 24, New York 13 +11  
 1978—at NE 55, New York 21 +34  
 NE 19, at New York 17 +2  
 1979—at NE 56, New York 3 +53  
 at New York 27, NE 26 -1  
 1980—NE 21, at New York 11 +10  
 at NE 34, New York 21 +13  
 1981—at New York 28, NE 24 -4  
 New York 17, at NE 6 -11  
 1982—New York 31, at NE 7 -24  
 1983—at NE 23, New York 13 +10  
 at New York 26, NE 3 -23  
 1984—NE 28, at New York 21 +7  
 at NE 30, New York 20 +10  
 1985—at NE 20, New York 13 +7  
 at New York 16, NE 13 (OT) -3  
 \*NE 26, at New York 14 +12  
 1986—NE 20, at New York 6 +14  
 New York 31, at NE 24 -7  
 1987—at New York 43, NE 24 -19  
 at NE 42, New York 20 +22  
 1988—at NE 28, New York 3 +25  
 NE 14, at New York 13 +1  
 \*AFC Wildcard Game  
 (Points—Patriots 1,348, NY Jets 1,293)

## PHILADELPHIA 4, PATRIOTS 2

1973—at Philadelphia 24, NE 23 -1  
 1977—at NE 14, Philadelphia 6 +8  
 1978—at NE 24, Philadelphia 14 +10  
 1981—at Philadelphia 13, NE 3 -10  
 1984—at Philadelphia 27, NE 17 -10  
 1987—Philadelphia 34, at NE 31 (OT) -3  
 (Points—Philadelphia 118, Patriots 112)

## PHOENIX 4, PATRIOTS 1

1970—at St. Louis 31, NE 0 -31  
 1975—at St. Louis 24, NE 17 -7  
 1978—NE 16, at St. Louis 6 +10  
 1981—St. Louis 27, at NE 20 -7  
 1984—St. Louis 33, at NE 10 -23  
 (Points—Cardinals 121, Patriots 63)

## PITTSBURGH 5, PATRIOTS 3

1972—at Pittsburgh 33, NE 3 -30  
 1974—Pittsburgh 21, at NE 17 -4  
 1976—NE 30, at Pittsburgh 27 +3  
 1979—Pittsburgh 16, at NE 13 (OT) -3  
 1981—at Pittsburgh 27, NE 21 (OT) -6  
 1982—at Pittsburgh 37, NE 14 -23  
 1983—NE 28, at Pittsburgh 23 +5  
 1986—NE 34, at Pittsburgh 0 +34  
 (Points—Pittsburgh 184, Patriots 160)

## PATRIOTS 13, SAN DIEGO 12 (2 ties)

1960—NE 35, at Los Angeles 0 +35  
 Los Angeles 45, at NE 16 -29  
 1961—San Diego 38, at NE 27 -11  
 NE 41, at San Diego 0 +41  
 1962—at NE 24, San Diego 20 +4  
 NE 20, at San Diego 14 +6  
 1963—at San Diego 17, NE 13 -4  
 San Diego 7, at NE 6 -1  
 \*at San Diego 51, NE 10 -41  
 1964—NE 33, at San Diego 28 +5  
 San Diego 26, at NE 17 -9  
 1965—at NE 13, San Diego 13 tie  
 NE 22, at San Diego 6 +16  
 1966—at San Diego 24, NE 0 -24  
 at NE 35, San Diego 17 +18  
 1967—at San Diego 28, NE 14 -14  
 NE 31, at San Diego 31 tie  
 1968—San Diego 27, at NE 17 -10  
 1969—San Diego 13, at NE 10 -3  
 at San Diego 28, NE 18 -10  
 1970—San Diego 16, at NE 14 -2  
 1973—at NE 30, San Diego 14 +16  
 1975—NE 33, at San Diego 19 +14  
 1977—NE 24, at San Diego 20 +4  
 1978—at NE 28, San Diego 23 +5  
 1979—at NE 27, San Diego 21 +6  
 1983—at NE 37, San Diego 21 +16  
 \*AFL Championship Game  
 (Points—Patriots 595, San Diego 567)

## SAN FRANCISCO 4, PATRIOTS 1

1971—at San Francisco 27, NE 10 -17  
 1975—at NE 24, San Francisco 16 +8  
 1980—at San Francisco 21, NE 17 -4  
 1983—San Francisco 33, at NE 13 -20  
 1986—San Francisco 29, at NE 24 -5  
 (Points—San Francisco 126, Patriots 88)

## PATRIOTS 6, SEATTLE 2

1977—at NE 31, Seattle 0 +31  
 1980—NE 37, at Seattle 31 +6  
 1982—NE 16, at Seattle 0 +16  
 1983—at Seattle 24, NE 6 -18  
 1984—at NE 38, Seattle 23 +15  
 1985—NE 20, at Seattle 13 +7  
 1986—Seattle 38, at NE 31 -7  
 1988—at NE 13, Seattle 7 +6  
 (Points—Patriots 192, Seattle 136)

## PATRIOTS 3, TAMPA BAY 0

1976—NE 31, at Tampa Bay 14 +17  
 1985—NE 32, at Tampa Bay 14 +18  
 1988—at NE 10, Tampa Bay 7 (OT) +3  
 (Points—Patriots 73, Tampa Bay 35)

## WASHINGTON 3, PATRIOTS 1

1972—at NE 24, Washington 23 +1  
 1978—Washington 16, at NE 14 -2  
 1981—at Washington 24, NE 22 -2  
 1984—Washington 26, at NE 10 -16  
 (Points—Washington 89, Patriots 70)

# FINAL NFL STANDINGS—1988

## AFC

### Eastern Division

	W	L	T	Pct.	PF	PA
*Buffalo	12	4	0	.750	329	237
Indianapolis	9	7	0	.563	354	315
<b>New England</b>	<b>9</b>	<b>7</b>	<b>0</b>	<b>.563</b>	<b>250</b>	<b>284</b>
N.Y. Jets	8	7	1	.531	372	354
Miami	6	10	0	.375	319	380

### Central Division

*Cincinnati	12	4	0	.750	448	329
**Cleveland	10	6	0	.625	304	288
**Houston	10	6	0	.625	424	365
Pittsburgh	5	11	0	.313	336	421

### Western Division

*Seattle	9	7	0	.563	339	329
Denver	8	8	0	.500	327	352
L.A. Raiders	7	9	0	.438	325	369
San Diego	6	10	0	.375	231	332
Kansas City	4	11	1	.281	254	320

## NFC

### Eastern Division

	W	L	T	Pct.	PF	PA
*Philadelphia	10	6	0	.625	379	319
N.Y. Giants	10	6	0	.625	359	304
Washington	7	9	0	.438	345	387
Phoenix	7	9	0	.438	344	398
Dallas	3	13	0	.188	265	381

### Central Division

*Chicago	12	4	0	.750	312	215
**Minnesota	11	5	0	.688	406	233
Tampa Bay	5	11	0	.313	261	350
Detroit	4	12	0	.250	220	313
Green Bay	4	12	0	.250	240	315

### Western Division

*San Francisco	10	6	0	.625	369	294
**L.A. Rams	10	6	0	.625	407	293
New Orleans	10	6	0	.625	312	283
Atlanta	5	11	0	.313	244	315

\*Division Champion

\*\*Wild Card for Playoffs

## 1988 NFL PLAYOFFS AT A GLANCE

(HOME TEAM LISTED IN CAPS)

### AFC

FIRST ROUND: Sunday, December 24, 1988  
Houston 24, CLEVELAND 23

DIVISIONAL PLAYOFFS: Saturday, December 31, 1988  
CINCINNATI 21, Seattle 13

Sunday, January 1, 1989  
BUFFALO 17, Houston 10

CHAMPIONSHIP GAMES: Sunday, January 8, 1989  
CINCINNATI 21, Buffalo 10

SUPER BOWL XXIII: Sunday, January 22, 1989  
San Francisco 20, Cincinnati 16  
Miami (Joe Robbie Stadium)

PRO BOWL: Sunday, January 29, 1989  
NFC 34, AFC 3  
Honolulu, Hawaii (Aloha Stadium)

### NFC

Monday, December 26, 1988  
MINNESOTA 28, L.A. Rams 17

Saturday, December 31, 1988  
CHICAGO 20, Philadelphia 12

Sunday, January 1, 1989  
SAN FRANCISCO 34, Minnesota 9

Sunday, January 8, 1989  
San Francisco 28, CHICAGO 3

## MONDAY NIGHT GAMES

Although the Patriots have been involved in many exciting games in the 19-year-old Monday Night Football series, they have been less than successful on the nationally-televised series. To date, the Patriots are 4-12 before the ABC-TV cameras on Monday night. The most recent Monday night victory came on a 24-10 verdict over the homestanding Miami Dolphins on Dec. 28, 1987, the final game of the season.

Seven of the 12 losses have been by seven points or less and three of those losses have come in overtime play.

12-28-87 Patriots 24, MIAMI 10  
9-21-87 NY JETS 43, Patriots 24  
12-22-86 Patriots 34, MIAMI 27  
12-16-85 MIAMI 30, Patriots 27  
9-21-81 Dallas 35, PATRIOTS 21  
9-29-80 PATRIOTS 23, Denver 14  
11-10-80 HOUSTON 38, Patriots 34  
12- 8-80 MIAMI 16, Patriots 13 (OT)

10- 1-79 GREEN BAY 27, Patriots 14  
9- 3-79 Pittsburgh 16, PATRIOTS 13 (OT)  
9-18-78 Baltimore 34, PATRIOTS 27  
12-18-78 MIAMI 23, Patriots 3  
9-26-77 CLEVELAND 30, Patriots 27 (OT)  
10-18-76 PATRIOTS 41, NY Jets 7  
12- 1-75 MIAMI 20, Patriots 7  
11- 6-72 Baltimore 24 PATRIOTS 17

HOME TEAM IN CAPS

The Patriots have also played two times on Thursday Night (ABC) and are 1-1, beating the NY Jets 20-6 on 9-11-86 and losing at Miami 39-24 on 11-29-79. New England has also been on the Sunday Night version of ABC's Monday Night series, beating the Raiders at Oakland, 21-14, on 9-24-78. This was the first Sunday Night game played for ABC-TV.

# 1988 OFFENSIVE STATISTICS

Item	Patriots	Opponents
TOTAL FIRST DOWNS	264	272
Rushing	126	119
Passing	112	138
Penalty	26	15
3rd Down: Made/Att.	79/219	58/199
4th Down: Made/Att.	9/14	9/18
TOTAL NET YARDS	4293	4681
Avg. Per Game	268.3	292.6
Total Plays	1000	961
Avg. Per Play	4.3	4.9
NET YARDS RUSHING	2120	2099
Avg. Per Game	132.5	131.2
Total Rushes	588	496
NET YARDS PASSING	2173	2582
Avg. Per Game	135.8	161.4
Tackled/Yards Lost	23/160	29/219
Gross Yards	2333	2801
Attempts/Completions	389/199	436/234
Completion Pct.	51.2	53.7
Had Intercepted	28	20
PUNTS/AVERAGE	91/38.3	86/42.2
NET PUNTING AVG.	34.1	35.5
PENALTIES/YARDS	87/665	108/858
FUMBLES/BALL LOST	19/10	29/15
TOUCHDOWNS	31	33
Rushing	17	20
Passing	12	13
Returns	2	0

## SCORE BY PERIODS

	1	2	3	4	OT	Total
PATRIOTS	49	87	50	61	3	250
Opponents	48	77	57	102	0	284

## SCORING

	TD-Ru	Pa	Rt	PAT	FG	S	TP
Perryman	6	0	0	0/0	0/0	0	36
Staurovsky	0	0	0	14/15	7/11	0	35
Fryar	0	5	0	0/0	0/0	0	30
Stephens	4	0	1	0/0	0/0	0	30
Garcia	0	0	0	11/16	6/13	0	29
Morgan	0	4	0	0/0	0/0	0	24
Dawson	0	2	0	0/0	0/0	0	12
Dupard	2	0	0	0/0	0/0	0	12
Tatupu	2	0	0	0/0	0/0	0	12
Flutie	1	0	0	0/0	0/0	0	6
Grogan	1	0	0	0/0	0/0	0	6
C. James	1	0	0	0/0	0/0	0	6
Jones	0	1	0	0/0	0/0	0	6
Martin	0	0	1	0/0	0/0	0	6
PATRIOTS TOTAL	17	12	2	25/31	13/24	0	250
Opp. Total	20	13	0	33/33	17/26	1	284

## RUSHING

	No.	Yds.	Avg.	LG	TD
Stephens	297	1168	3.9	52	4
Perryman	146	448	3.1	16	6
Flutie	38	179	4.7	16	1
Dupard	52	151	2.9	15	2
Tatupu	22	75	3.4	22	2
Allen	7	40	5.7	12	0
Eason	5	18	3.6	10	0
C. James	4	15	3.8	8t	1
Fryar	6	12	2.0	6	0
Grogan	6	12	2.0	6	1
Ramsey	3	8	2.7	9	0
Feagles	1	0	0.0	0	0
Morgan	1	-6	-6.0	-6	0
PATRIOTS TOTAL	588	2120	3.6	52	17
Opp. Total	496	2099	4.2	36	20

## RECEIVING

	No.	Yds.	Avg.	LG	TD
Dupard . . . . .	34	232	6.8	15	0
Fryar . . . . .	33	490	14.8	80t	5
Morgan . . . . .	31	502	16.2	32	4
Jones . . . . .	22	313	14.2	41t	1
Perryman . . . . .	17	134	7.9	18	0
C. James . . . . .	14	171	12.2	32	0
Stephens . . . . .	14	98	7.0	17	0
Francis . . . . .	11	161	14.6	51	0
Dawson . . . . .	8	106	13.3	38	2
Tatupu . . . . .	8	58	7.3	17	0
Martin . . . . .	4	51	12.8	21	0
Scott . . . . .	1	8	8.0	8	0
Johnson . . . . .	1	5	5.0	5	0
Farrell . . . . .	1	4	4.0	4	0
PATRIOTS TOTAL . . . . .	199	2333	11.7	80t	12
Opp. Total . . . . .	234	2801	12.0	51t	13

## INTERCEPTIONS

	No.	Yds.	Avg.	LG	TD
Clayborn . . . . .	4	65	16.3	31	0
Marion . . . . .	4	47	11.8	22	0
R. James . . . . .	4	30	7.5	22	0
McSwain . . . . .	2	51	25.5	42	0
Rembert . . . . .	2	10	5.0	6	0
Jordan . . . . .	1	31	31.0	31	0
McGrew . . . . .	1	6	6.0	6	0
Lippett . . . . .	1	4	4.0	4	0
Bowman . . . . .	1	0	0.0	0	0
PATRIOTS TOTAL . . . . .	20	244	12.2	42	0
Opp. Total . . . . .	28	286	10.2	40	0

## PUNTING

	No.	Yds.	Avg.	TB	In 20	LG	Blk.
Feagles . . . . .	91	3482	38.3	8	24	74	0
PATRIOTS TOTAL . . . . .	91	3482	38.3	8	24	74	0
Opp. Total . . . . .	86	3633	42.2	9	19	70	0

## PUNT RETURNS

	Ret.	FC	Yds.	Avg.	LG	TD
Fryar . . . . .	38	8	398	10.5	30	0
Bowman . . . . .	0	1	0	- - -	0	0
PATRIOTS TOTAL . . . . .	38	9	398	10.5	30	0
Opp. Total . . . . .	37	17	217	5.9	19	0

## KICKOFF RETURNS

	No.	Yds.	Avg.	LG	TD
Martin . . . . .	31	735	23.7	95t	1
Allen . . . . .	18	391	21.7	30	0
Davis . . . . .	6	106	17.7	24	0
Fryar . . . . .	1	3	3.0	3	0
Tatupu . . . . .	1	13	13.0	13	0
PATRIOTS TOTAL . . . . .	57	1248	21.9	95t	1
Opp. Total . . . . .	45	888	19.7	51	0

### FOR THE RECORD...

In home/away games in his career, quarterback Steve Grogan has 43 wins, 19 losses and six no-decisions in home games, and he's 31-31-3 in away games. Eason has a 15-7-1 record in home games, and he's 11-13-2 in road contests. Doug Flutie is 6-0-1 in home games (5-0-0 as a Patriot) and is 5-2-1 in road games (4-2-1 as a Patriot).



# 1988 DEFENSIVE STATISTICS

## Tackles (Initial Hits-Assists-Total) (Not Including Special Teams Tackles)

1. Marion	94-44-138	9. Clayborn	36- 6-42	17. Williams, T.	9-3-12
2. Rembert	98-39-137	9. Goad	32-10-42	18. McSwain	11-0-11
3. Reynolds	72-40-112	9. Jordan	26-16-42	19. Nelson	5-1- 6
4. James, R.	68-21- 89	12. Veris	21-16-37	20. Sims	5-0- 5
5. McGrew	45-24- 69	13. Brown	21-14-35	21. Benson	2-1- 3
6. Lippett	51-10- 61	14. Hodge	12- 8-20	22. Holmes	2-0- 2
7. Williams, B.	37-19- 56	15. Bowman	14- 2-16		
8. Tippet	31-19- 50	16. Gibson, E.	10- 3-13		

**INTERCEPTIONS:** Clayborn 4 (65 yards), Marion 4 (47 yards), James, R. 4 (30 yards), McSwain 2 (51 yards), Rembert 2 (10 yards), Jordan 1 (31 yards), McGrew 1 (6 yards), Lippett 1 (4 yards), Bowman 1 (no yards). **TOTALS:** 20 (244 return yards).


**QB SACKS:** Williams, B. 8 (-59 yards), Tippet 7 (-60 yards), Rembert 3 (-28 yards), Jordan 3 (-15 yards), McGrew 2 (-20 yards), Goad 2 (-10 yards), Veris 2 (-9 yards), Hodge 1 (-8 yards), Team 1 (-10 yards). **TOTALS:** 29 (for -219 yards).

**PASSES DEFENSED:** Marion 15, Rembert 12, Lippett 11, Clayborn 10, James, R. 7, McGrew 2, Veris 2, Brown 1, Gibson, E. 1, Reynolds 1, Williams, B. 1, Williams, T. 1. **TOTALS:** 62.


**OPPONENTS' FUMBLES RECOVERED:** Rembert 3, Marion 2, Hodge 1, James, R. 1, Jordan 1, Lippett 1, Sims 1, Veris 1, Williams, B. 1. **TOTALS:** 12.

**FORCED FUMBLES:** James, R. 3, Reynolds 2, Williams, B. 2, Bowman 1, Marion 1, Rembert 1, Tippet 1, Veris 1. **TOTALS:** 12.


## 20-57-79-89 RETIRED




**CAPPELLETTI**



**NELSON**



**HUNT**



**DEE**

Over the 28-year history of the Patriots, only four players have been honored by having their jersey numbers retired from active service — No. 20 of kicker/wide receiver Gino Cappelletti; No. 57 of linebacker Steve Nelson; No. 79 of defensive tackle Jim Lee Hunt and No. 89 of defensive end Bob Dee.

---

## 1988 PATRIOTS HONORS

---

**Bruce Armstrong** — AP All-Pro (second team), UPI All-AFC (first team), The Football News All-AFC, The Sporting News All-Pro, Football Digest All-Pro.

**Mike Baab** — Quarterback Magazine (publication out of England) All-AFC.

**Raymond Clayborn** — AP All-Pro (honorable mention), UPI All-AFC (second team).

**Sean Farrell** — AP All-Pro (honorable mention), NY Daily News All-Pro, Co-winner Jim Lee Hunt Award (top NE lineman).

**Jeff Feagles** — College and Pro Football Newsweekly All-Rookie team, Football Digest All-Rookie team, UPI All-Rookie team, Quarterback Magazine (out of England) All-Rookie team.

**Doug Flutie** — Patriots' Huddle Club 12th Player Award, WHDH Radio 12th Player Award, 1776 Quarterback Club Unsung Hero.

**Irving Fryar** — 1776 Quarterback Club Community Service Player of the Year.

**Tim Goad** — College and Pro Football Newsweekly All-Rookie team, Pro Football Weekly All-Rookie team, Co-winner Jim Lee Hunt Award (top NE lineman), UPI All-Rookie team, Quarterback Magazine (out of England) All-Rookie team.

**Ronnie Lippett** — World Almanac All-Pro (first team).

**Sammy Martin** — 1776 Quarterback Club Special Teams Player of the Year.

**Fred Marion** — AFC Defensive Player of the Week (10/16, vs. Cincinnati), AP All-Pro (honorable mention).

**Johnny Rembert** — AFC Defensive Player of the Week (11/6, vs. Miami), Sports Illustrated Dr. Z All-Pro, UPI All-AFC (second team), The Football News All-AFC, AFC Pro Bowl (first team) (Note: voted 1st alternate).

**John Stephens** — Old Spice/NFL Rookie of the Week (10/23, at Buffalo), Old Spice/NFL Rookie of the Week (10/30, vs. Chicago), Old Spice/NFL Rookie of the Week (11/6, vs. Miami), 1st annual Gale Sayers Humanitarian Citation, Old Spice/NFL Rookie of the Week (12/4, vs. Seattle), AFC Pro Bowl (first team), AP NFL Offensive Rookie of the Year, College and Pro Football Newsweekly All-Rookie team, AP All-Pro (honorable mention), UPI All-AFC (first team), Old Spice/NFL Rookie of the Year, The Football News All-AFC, Pro Football Weekly All-AFC, Pro Football Weekly Co-Rookie of the Year, Pro Football Weekly All-Rookie team, 1776 Quarterback Club Patriots' Rookie of the Year, 1776 Quarterback Club Patriots' Player of the Year, Football Digest All-Rookie team, UPI AFC Rookie of the Year, UPI All-Rookie team, World Almanac Bert Bell Trophy (NFL's best rookie), Roxbury Comprehensive Community Health Center Man of the Year, Quarterback Magazine (out of England) All-Rookie team.

**Andre Tippett** — AFC Pro Bowl (first team), AP All-Pro (second team), UPI All-AFC (first team), College and Pro Football Newsweekly All-Pro (second team), The Football News All-AFC, Pro Football Weekly All-AFC, World Almanac All-Pro (second team).

**Garin Veris** — Ed Block Award (NE rep. for recovering from injury).

---

## 1988 PLAYER MOVEMENTS

---

**Ended Season On Injured Reserve (15):** Marvin Allen (RB, left shoulder, on: 11-16); Lin Dawson (TE, left ankle/fibula, on: 11-11); Tom Gibson (DE, left groin, on: 8-29); Bruce Hansen (RB, right ankle, on: 8-22); Craig James (RB, left calf/left shoulder, on: 10-14); Kennard McGuire (WR, right wrist, on: 8-26); Gerrick McPhearson (DB, left shoulder, on: 8-22); Eric Naposki (LB, ribs, on: 9-30); Kenneth Sims (DE, left Achilles' tendon, on: 9-6); Willie Scott (TE, right knee, on: 9-30); Darryl Usher (WR/KR, right knee, on: 8-22); David Ward (LB, left shoulder, on: 8-23); Kevin White (WR, left hamstring, on: 8-22); Ed Williams (LB, right knee, on: 8-16); Troy Wolkow (OG, right shoulder, on: 8-22).

**Waived Off Injured Reserve (10):** LaRoy Brantley (DE, right quad, on: 8-22, off: 9-13); Rick Calhoun (RB, neck, on: 8-22, off: 9-6); Chris Davis (LB, left shoulder, on: 8-22, off: 9-30); Gerold Dickens (LB, right knee, on: 8-22, off: 10-12); Neil Galbraith (CB, left thigh, on: 8-22, off: 9-23); Matt Knizner (QB, right hand, on: 8-16, off: 12-6); Mike Ollari (RB, right shoulder, on: 8-22, off: 8-26); Barry Parker (WR, mid-back, on: 8-22, off: 8-30); Art Plunkett (OT, right knee, on: 8-16, off: 9-28); Todd Rundle (LB, right groin/left wrist, on: 8-22, off: 8-26).

**Activated Off Injured Reserve (8):** Thomas Benson (LB, right quad, on: 8-29, off: 9-30); Elgin Davis (RB, left hamstring, on: 8-22, off: 11-18); Lin Dawson (TE, right hamstring, on: 8-29, off: 9-30); Tony Eason (QB, right shoulder, on: 8-29, off: 10-19); Dennis Gadbois (WR, neck/left hamstring, on: 8-26, off: 10-14); Dennis Gadbois (WR, neck, on: 10-22, off: 12-16); Eugene Profit (CB, right elbow, on: 8-22, off: 10-22); Garin Veris (DE, right knee, on: 10-26, off: 12-3).

**Inactive Roster (Game-by-Game):** 9-4, vs. New York Jets (TE Willie Scott); 9-11, at Minnesota (OG Sean Farrell, LB Eric Naposki); 9-18, vs. Buffalo Bills (TE Russ Francis, DL Milford Hodge); 9-25, at Houston (TE Russ Francis, LB Andre Tippett); 10-2, vs. Indianapolis (TE Russ Francis, LB Andre Tippett); 10-9, at Green Bay (TE Russ Francis, LB Andre Tippett); 10-16, vs. Cincinnati (CB Ronnie Lippett, LB Andre Tippett); 10-23, at Buffalo (SS Roland James, LB Ed Reynolds); 10-30, vs. Chicago (TE Steve Johnson, CB Eugene Profit); 11-6, vs. Miami (TE Steve Johnson, CB Eugene Profit); 11-13, at New York Jets (CB Eugene Profit); 11-20, at Miami (CB Eugene Profit); 11-27, at Indianapolis (CB Eugene Profit); 12-4, vs. Seattle (DE Edmund Nelson, CB Eugene Profit); 12-11, vs. Tampa Bay (DE Edmund Nelson, CB Eugene Profit); 12-17, at Denver (WR Irving Fryar, CB Eugene Profit).

**Non-Football Injury List (1):** Steve Moore (OT, on: 9-16).

**Free Agents Signed (2):** Edmund Nelson (DE, 9-6); Jason Staurovsky (K, 10-26).

---

## 1989 PLAYER MOVEMENTS

---

**Unprotected Veteran Free Agents (26):** Thomas Benson (LB), Elgin Davis (RB), Lin Dawson (TE), Russ Francis (TE), Dennis Gadbois (WR), Teddy Garcia (K), Ernest Gibson (CB), Tom Gibson (DE), Steve Grogan (QB), Bruce Hansen (RB), Milford Hodge (DL), Craig James (RB), Kennard McGuire (WR), Gerrick McPhearson (CB), Steve Moore (OT), Eric Naposki (LB), Eugene Profit (CB), Willie Scott (TE), Jason Staurovsky (K), Mosi Tatupu (RB), Darryl Usher (WR), David Ward (LB), Kevin White (WR), Ed Williams (LB), Toby Williams (NT), Troy Wolkow (OG).

**Protected Veteran Free Agents (14):** Mike Baab (OC), Jim Bowman (SS), Tony Eason (QB), Paul Fairchild (OG), Sean Farrell (OG), Doug Flutie (QB), Irving Fryar (WR/PR), Darryl Holmes (FS), Fred Marion (FS), Rod McSwain (CB), Ed Reynolds (LB), Kenneth Sims (DE), Danny Villa (OT), Brent Williams (DE).

### UNPROTECTED FREE AGENTS SIGNED/LOST

**Signed by other teams (10):** Thomas Benson (LB) signed with the Los Angeles Raiders on 4-1; Elgin Davis (RB) signed with the Pittsburgh Steelers on 3-23; Teddy Garcia (K) signed with the Phoenix Cardinals on 3-9; Ernest Gibson (CB) signed with the Miami Dolphins on 2-16; Tom Gibson (DE) signed with the Cleveland Browns on 3-17; Eric Naposki (LB) signed with the Dallas Cowboys on 3-1; Eugene Profit (CB) signed with the Washington Redskins on 3-9; Darryl Usher (WR/KR) signed with the Cleveland Browns on 2-10; Toby Williams (NT) signed with the Green Bay Packers on 3-7; Troy Wolkow (OG) signed with the Kansas City Chiefs on 3-20.

**Signed With Patriots (6):** Greg Davis (K) signed with NE on 3-19 (from Atlanta); David Douglas (OG/OC) signed with NE on 3-17 (from Cincinnati); Gary Jeter (DE) signed with NE on 3-14 (from Los Angeles Rams); Mike Jones (WR) signed with NE on 2-27 (from Kansas City); Eric Sievers (TE) signed with NE on 3-31 (from Los Angeles Rams); David Viaene (OT) signed with NE on 3-30 (from Houston).

**Outright Free Agents Signed (16):** Glenn Antrum (WR), Michael Banks (WR), Lon Bankston (RB), Billy Coats (RB), Terrence Cooks (LB), Darryl Darling (DL), Howard Feggins (CB), Creighton Incorminias (OT), Mike McGee (RB), Boo Merritt (LB), Chuck Pellegrini (OG), Peter Shorts (DL), Todd White (WR/KR), Brett Wiese (OG), Peter Wilkins (LB), Marc Wilson (QB).

**Retired From Football (1):** Steve Moore, OT, 4-1.

---

## PERSONNEL GUIDE

---

**(NOTE:** New Collective Bargaining contract being negotiated).

**WAIVERS:** The waiver system is a process by which player contracts or NFL rights to players are made available by a club to other NFL Clubs. During this process, a club may make a claim to obtain the player or "waive" its right to do so — thus the term "waiver." Claiming clubs are assigned players on a priority based upon the inverse of won-lost standings. The claiming period is normally ten days during the offseason and 24 hours from early July through December. In some circumstances, a club is allowed another 24 hours to rescind its action (recall of waiver request) and/or the claiming club to do the same (known as a withdrawal of a claim). If a player passes through waivers unclaimed or not recalled, he becomes a free agent. Under the Collective Bargaining Agreement, from February 1 through October 11 any veteran who has acquired four years of pension credit may, if about to be assigned to another club through the waiver system, reject such assignment and become a free agent.

**INJURED RESERVE:** This is a reserve list category that may be used for the player by a club if the player is injured in a practice session or game of his club in any year, after having passed the club's physical examination in that year. If a player fails the club's initial physical examination, he is not available for reserve/injured; the club may instead use the procedure of Physically Unable to Perform or Non-Football Injury/Illness, whichever is applicable. The following applies to players who are placed on Reserve/Injured with "major" (four week) injuries: 1) A player placed on Reserve/Injured prior to or concurrent with the final roster reduction may not return to his club's Active List in that season under any circumstances. Clubs may request waivers on such players at any time or retain them on their Reserve/Injured List for the rest of the season. Such players may not practice. 2) Players placed on Reserve/Injured after the final roster reduction will be eligible to return to the club's Active List after a minimum of six games, either by free activation or by procedural recall waivers. Clubs will be permitted five free activations during the regular season. For such players, clubs will have two options: option one is to begin practice after a minimum of four weeks, and option two is to begin practice after a minimum of six weeks on Reserve/Injured. **Option 1:** If a player begins practice after a minimum of four weeks, the club is permitted to practice the player for a maximum of two weeks, after which it must either return him to the Active List or request waivers, unless he has been injured. If injured, the player may be retained on Reserve/Injured, but he will not be eligible to practice or to be activated thereafter. **Option 2:** If a player begins practice after a minimum of six weeks on Reserve/Injured, the player is eligible to practice for the rest of the season, but he counts against the club's Developmental Squad limit of six players. For players who are placed on Reserve/Injured with "minor" (less than four weeks) injuries, they must be placed on waivers as soon as they are healthy.

**RESERVE LISTS:** Clubs are limited to a year-round roster limit of 80 players on the following combined lists: Active, Inactive, Reserve/Injured, Reserve/Physically Unable to Perform, Reserve/Non-Football Injury-Illness, Reserve/Suspended, Developmental Squad, Exempt and Future. The 80-player limit will not include any players on the following lists: Reserve/Retired, Reserve/Did Not Report, Reserve/Left Squad, Reserve/Military, unsigned draft choices, unsigned Veteran Free Agents, Unprotected players, and players who have been declared ineligible to participate (suspended) by the Commissioner.

**TRADES:** Unrestricted trading is allowed between clubs through the Tuesday following the sixth regular season game (October 17, 1989) and does not resume again until February 5, 1990.

**ACTIVE ROSTER SIZES:** The team owners decided in May of 1988 to stick with the 45-man active roster during the season, but added a two-man inactive squad from which the team can pick its 45 active players each week. Clubs must declare an Active List of 45 players and an Inactive List of two players no later than one hour prior to kickoff of each game. In 1985, the owners had decided to go back to the 45-man rosters, the number the rosters were set at from 1978-81. In 1982, the limit was raised to 49. From 1975-77, each club was permitted 43 players on the active roster, while in 1974 the active roster limit was 47 players. The first roster limitation rule permitted 16 players per club in 1925.

**ROSTER CUTDOWN DATES:** All NFL clubs must reduce their active roster totals to 60 players on August 29, 1989 and to the final total of 45 players and a two-man inactive squad on September 4, 1989.

**DEVELOPMENTAL SQUAD:** On September 5th, 1989, clubs may establish a Developmental Squad of up to six players by signing free agents. Only rookies or first-year players (players who have been active in another professional football league or whose NFL experience is limited to training camp or fewer than three games on an Active List during the regular season or postseason) will be eligible for the Developmental Squad. If a club signs a player on its Developmental Squad to its Active List, it must either use one of its five free activations or request procedural recall waivers. No player can be moved directly from a club's Active List to its Developmental Squad. Such players must first be waived and terminated, then signed to a club's Developmental Squad. Clubs may not replace any injured Developmental Squad player until the club terminates him. Even if unable to practice, injured Developmental Squad players will continue to count within the six-player limit. Clubs are permitted to terminate a Developmental Squad player at any time, and the club may sign another player to its Developmental Squad. The League's waiver system will not apply to such termination.

## PATRIOTS WITH 100 GAMES PLAYED

Player	Pos.	Games	Years Played
1. Julius Adams	DE	206	1971-85, 87
2. John Hannah	OG	183	1973-85
3. RAYMOND CLAYBORN	CB	177	1977-Present
4. Steve Nelson	LB	174	1974-87
5. STANLEY MORGAN	WR	169	1977-Present
6. MOSI TATUPU	RB	165	1978-Present
7. Tom Neville	OT	159	1965-77
8. Pete Brock	C	154	1976-87
9. Gino Cappelletti	K/WR	152	1960-70
10. Bill Lenkaitis	C	151	1971-81
11. Jim Lee Hunt	DT	141	1960-70
12. Len St. Jean	OG	140 (c)	1964-73
13. STEVE GROGAN	QB	138	1975-Present
14. Houston Antwine	DT	137	1961-71
15. Don Webb	DB	134	1961-71
16. Ray Hamilton	NT	132	1973-81
17. Jon Morris	C	131	1964-74
18. ROLAND JAMES	SS	125	1980-Present
19. Jim Colclough	WR	124	1960-68
19. Steve King	LB	124	1973-81
19. Charlie Long	OT	124	1961-69
22. Sam Adams	OG	119	1972-80
23. Tony McGee	DE	118	1974-81
24. John Smith	K	116	1974-83
25. Larry Eisenhauer	DE	115	1961-69
26. Bob Dee	DE	112	1960-67
27. LAWRENCE MCGREW	LB	106	1980-Present
28. Tony Collins	RB	103	1981-87
29. FRED MARION	FS	101	1982-Present

(c) — Consecutive Games

Players listed in CAPS are active

NOTE: — The players listed are those credited with having played 100 or more regular season games as a Patriot as of January 1, 1989.

### FOR THE RECORD...

The Patriots had four players start all 16 games in 1988 — two on defense and two on offense. Those on defense were: Raymond Clayborn at right cornerback and Fred Marion at free safety. On offense they were: right tackle Bruce Armstrong and Robert Perryman at fullback.

# HOW THE PATRIOTS WERE BUILT

(as of June 28, 1989)

## STARTERS IN CAPS

YEAR	DRAFT	TRADES	FREE AGENTS/ WAIVERS
1975	* Francis (1) Grogan (5)		
1976	-----		
1977	<b>CLAYBORN</b> (1a) <b>MORGAN</b> (1b)		
1978	Tatupu (8b)		
1979	-----		
1980	<b>JAMES, R.</b> (1a) <b>MCGREW</b> (2)		
1981	<b>DAWSON</b> (2) <b>WOOTEN</b> (6)		
1982	Jones, C. (3a) <b>MARION</b> (5) <b>SIMS</b> (1) <b>TIPPETT</b> (2b)		
1983	<b>EASON</b> (1) James, C. (7a) <b>LIPPETT</b> (8) <b>REMBERT</b> (4)		<b>REYNOLDS</b> (FA)
1984	Fairchild (5) <b>FRYAR</b> (1) Williams, E. (2)	McSwain (Atl.)	
1985	Bowman (2b) + Hodge (8) Matich (1) <b>VERIS</b> (2a)		
1986	Dupard (1) Williams, B. (7b)	Scott (KC)	
1987	<b>ARMSTRONG</b> (1) Jordan (4c) <b>PERRYMAN</b> (3) <b>VILLA</b> (5a)	<b>FARRELL</b> (Tampa Bay) Flutie (Chicago)	Gadbois (FA) Holmes (FA)
1988	Allen (11) Brown (2) <b>GOAD</b> (4a) Johnson (6) Martin (4b) Rehder (3) <b>STEPHENS</b> (1)	<b>BAAB</b> (Cleveland)	Feagles (FA) Staurovsky (FA) Ward (FA)
1989	Chubb (12) Coleman (2) Cook (3a) Dykes (1) Gannon (3b) Hinz (11) Hurst (4a) Lindstrom (7) McNeil (10) Mitchel (6) Norris (9a) Rice (8a) Timpson (4b) Wilson (9b) Zackery (8b)	Robbins (Washington)	Davis, G. (unpro., Atl.) Douglas (unpro., Cin.) Jeter (unpro., Rams) Jones, M. (unpro., K.C.) Sievers (unpro., Rams) Viaene (unpro., Oilers)

**1989 FREE AGENTS SIGNED (16):** Glenn Antrum (WR), Michael Banks (WR), Lon Bankston (RB), Billy Coats (RB), Terrence Cooks (LB), Darryl Darling (DL), Howard Feggins (CB), Creighton Incorminias (OT), Mike McGee (RB), Boo Merritt (LB), Chuck Pellegrini (OG), Peter Shorts (DL), Todd White (WR/KR), Brett Wiese (OG), Peter Wilkins (LB), Marc Wilson (QB).

### NOTES:

\* Denotes Francis was traded to San Francisco in 1982 and picked up from waivers (waived by San Francisco) in 1987.

+ Denotes Hodge was waived in 1985 training camp and signed in 1986 as free agent.

**INJURED RESERVE LIST — (15) — (Ended the 1988 season on IR) —** Marvin Allen (RB), Lin Dawson (TE), Tom Gibson (DE), Bruce Hansen (FB), Craig James (RB), Gerrick McPhearson (DB), Eric Naposki (LB), Kenneth Sims (DE), Willie Scott (TE), Darryl Usher (WR/KR), David Ward (LB), Kevin White (WR), Ed Williams (LB), Troy Wolkow (OG).

**NON-FOOTBALL INJURY LIST — (1) — (Ended the 1988 season on Non-Football Injury) —** Steve Moore (OT).



# PATRIOT INDIVIDUAL RECORDS

The following records relate to service with the Patriots and reflect only regular season activity; postseason playoff competition is excluded. Number of games per season: 1960-1977 (14); 1978-81 (16); 1982 (9); 1983-86 (16); 1987 (15) and 1988 (16).

## SERVICE

### MOST

Seasons—	15 Julius Adams, 1971-77, 79-85, 87
	14 Steve Nelson, 1974-87
	Steve Grogan, 1975-88
	13 John Hannah, 1973-85
	12 Tom Neville, 1965-74, 76-77
	Pete Brock, 1976-87
	Raymond Clayborn, 1977-88
	Stanley Morgan, 1977-88
Games—	206 Julius Adams, 1971-87
	183 John Hannah, 1973-85
	177 Raymond Clayborn, 1977-88
	174 Steve Nelson, 1974-87

## SCORING

### MOST POINTS

Career—	1,130 Gino Cappelletti, 1960-70
	671 John Smith, 1974-82
	442 Tony Franklin, 1984-87
	390 Stanley Morgan, 1977-88
Season—	294 Sam Cunningham 1973-79, 81-82
	155 Gino Cappelletti, 1964 (7-td, 38-xp*, 25-fg)
	*includes one two-point conversion
	147 Gino Cappelletti, 1961 (8-td, 48-xp, 25-fg)
Game—	140 Tony Franklin, 1986 (44 PAT, 32 FG)
	28 Gino Cappelletti vs. Houston, Dec. 18, 1965
	(2-td, 4-xp, 4-fg)
	24 Gino Cappelletti vs. Buffalo, Nov. 15, 1964
	(3-td, 6-xp*)
	*includes one two-point conversion
Most Seasons Leading League—	5 Gino Cappelletti, 1961, 63-66
	2 John Smith, 1979, 1980

## TOUCHDOWNS

### MOST

Career—	65 Stanley Morgan, 1977-88 (64-p, 1-rt)
	49 Sam Cunningham, 1973-79, 1981-82 (43-r 6p)
	46 Jim Nance, 1965-71 (45-r, 1-p)
	42 Gino Cappelletti, 1960-70 (42-p)
Season—	Larry Garron, 1960-68 (15-r, 26-p, 1-rt)
	13 Stanley Morgan, 1979 (12-p, 1-rt)
	Steve Grogan, 1976 (12-r, 1-f)
Game—	12 Mack Herron, 1974 (7-r, 5-p)
	3 Accomplished 14 times; Most recent: Stanley Morgan vs. Seattle, Sept. 21, 1986 (3-p)

## PAT KICKS

### MOST ATTEMPTS

Career—	353 Gino Cappelletti, 1960-70
	323 John Smith, 1974-83
Season—	51 John Smith, 1980
	50 Gino Cappelletti, 1961
Game—	49 John Smith, 1976 and 1979
	8 David Posey vs. NY Jets, Oct. 29, 1978
	8 John Smith vs. NY Jets, Sept. 9, 1979
	7 Gino Cappelletti vs. Buffalo, Oct. 22, 1961
	John Smith vs. Oakland, Oct. 3, 1976

### MOST MADE

Career—	342 Gino Cappelletti, 1960-70
	308 John Smith, 1974-83
Season—	51 John Smith, 1980
	48 Gino Cappelletti, 1961
Game—	46 John Smith, 1979
	8 John Smith vs. NY Jets, Sept. 9, 1979
	7 David Posey vs. NY Jets, Oct. 29, 1978
	7 Gino Cappelletti vs. Buffalo, Oct. 22, 1961

## FIELD GOALS

### MOST ATTEMPTS

Career—	333 Gino Cappelletti, 1960-70
	191 John Smith, 1974-83
Season—	41 Tony Franklin, 1986
	39 Gino Cappelletti, 1964
	38 Gino Cappelletti, 1963
Game—	7 Gino Cappelletti vs. Cincinnati, Nov. 16, 1969
	Gino Cappelletti vs. Buffalo, Sept. 24, 1967
	Gino Cappelletti vs. San Diego, Sept. 20, 1964
Most Seasons Leading League—	3 Gino Cappelletti, 1961, 63-64

### MOST MADE

Career—	176 Gino Cappelletti, 1960-70
	128 John Smith 1974-83
Season—	32 Tony Franklin, 1986
	26 John Smith, 1980
	25 Gino Cappelletti, 1964
	24 Tony Franklin, 1985
Game—	6 Gino Cappelletti vs. Denver, Oct. 4, 1964
	4 Accomplished 11 times, Most recent: Tony Franklin vs. LA Raiders, Nov. 1, 1987
Game (No Misses)—	6 Gino Cappelletti vs. Denver, Oct. 4, 1964
Longest Made—	53 Gino Cappelletti vs. NY Jets, Nov. 28, 1965
	51 Charlie Gogolak vs. Miami, Oct. 17, 1971
	Gino Cappelletti vs. Denver, Nov. 20, 1964

## MISCELLANEOUS SCORING

### MISSED FG RETURN FOR TD

91 Ron Burton vs. Denver, Nov. 11, 1962

### BLOCKED FG RETURN FOR TD

71 Raymond Clayborn at Houston, Oct. 18, 1987  
65 Mike Haynes at NY Jets, Oct. 5, 1980  
45 Larry Carwell vs. Cincinnati, Sept. 17, 1971

### BLOCKED PUNT FOR TD

31 Rod McSwain at LA Rams, Nov. 16, 1986  
20 Don Webb vs. San Diego, Dec. 17, 1961  
17 Mosi Tatupu at New Orleans, Nov. 30, 1986  
8 Rick Sanford vs. Baltimore, Nov. 18, 1979  
3 Willie Scott vs. Indianapolis, Nov. 22, 1987  
0 Leroy Moore vs. Oakland, Nov. 17, 1961

### SAFETY

Game—	1 Accomplished 20 times, Most recent: Don Blackmon at Tampa Bay 10-27-85
Season—	2 Don Blackmon at Tampa Bay 10-27-85 and vs. Green Bay 9-8-85

(NOTE: See fumble section for scoring on fumbles)

## RUSHING

### MOST ATTEMPTS

Career—	1,385 Sam Cunningham, 1973-79, 1981-82
	1,323 Jim Nance, 1965-71
	1,191 Tony Collins, 1981-87
	820 Don Calhoun, 1975-81
Season—	763 Larry Garron, 1960-68
	299 Jim Nance, 1966
	297 John Stephens, 1988
	270 Sam Cunningham, 1977
Game—	38 Jim Nance vs. Oakland, Oct. 30, 1966 (208 yards)
	35 Michael LeBlanc vs. Buffalo, Oct. 11, 1987 (146 yards)
	John Stephens vs. Chicago, Oct. 30, 1988 (124 yards)
	34 Jim Nance vs. Buffalo, Sept. 24, 1967 (185 yards)
Seasons Leading League—	3 Jim Nance, 1966-67, 69

### MOST YARDAGE

Career—	5,453 Sam Cunningham, 1973-79, 1981-82
	5,323 Jim Nance, 1965-71
	4,647 Tony Collins, 1981-87
	3,391 Don Calhoun, 1975-81
Season—	1,458 Jim Nance, 1966
	1,227 Craig James, 1985
	1,216 Jim Nance, 1967
	1,168 John Stephens, 1988
	1,049 Tony Collins, 1983
	1,015 Sam Cunningham, 1977
Game—	212 Tony Collins vs. NY Jets, Sept. 18, 1983 (23 att.)
	208 Jim Nance vs. Oakland, Oct. 30, 1966 (38 att.)
	185 Jim Nance vs. Buffalo, Sept. 24, 1967 (34 att.)
Seasons Leading League—	2 Jim Nance, 1966-67

### LONGEST RUN FROM SCRIMMAGE—

85 Larry Garron vs. Buffalo, Oct. 22, 1961 (TD)  
80 Carl Garrett vs. Miami, Nov. 9, 1969 (TD)

### HIGHEST AVG. GAIN

Career (450 Attempts)—	4.22 Craig James, 1984-88 (585-2,469)
	4.16 Carl Garrett, 1969-72 (537-2,235)
	4.13 Don Calhoun, 1974-81 (820-3,391)

**Season (100 Attempts)—**

- 5.59 Don Calhoun, 1976 (129-721)
- 5.45 Mosi Tatupu, 1983 (106-578)
- 5.04 Carl Garrett, 1969 (137-691)

**Game (10 Attempts)—**

- 11.60 Larry Garron vs. Buffalo, Oct. 22, 1961 (10-116)
- 11.36 Sam Cunningham at Buffalo, Oct. 20, 1974 (11-125)

**MOST TOUCHDOWNS****Career—**

- 45 Jim Nance, 1965-71
- 43 Sam Cunningham, 1973-79, 1981

**Season—**

- 12 Steve Grogan, 1976
- 11 Horace Ivory, 1978

**Game—**

- Jim Nance, 1966
- 3 Mosi Tatupu at LA Rams, Dec. 11, 1983
- Tony Collins vs. NY Jets, Sept. 18, 1983
- Sam Cunningham at Buffalo, Oct. 20, 1974

**Seasons Leading League—**

- 1 Jim Nance, 1966

---

**PASSING**

---

**MOST ATTEMPTS****Career—**

- 3,240 Steve Grogan, 1975-88
- 2,413 Vito (Babe) Parilli, 1961-67
- 1,503 Jim Plunkett, 1971-75

**Season—**

- 473 Vito (Babe) Parilli, 1964
- 448 Tony Eason, 1986

**Game—**

- 431 Tony Eason, 1984
- 53 Tom Ramsey vs. Philadelphia, Nov. 29, 1987
- 52 Tony Eason at LA Rams, Nov. 16, 1986
- 50 Vito (Babe) Parilli vs. NY Jets, Nov. 14, 1965

**MOST COMPLETIONS****Career—**

- 1,696 Steve Grogan, 1975-88
- 1,140 Vito (Babe) Parilli, 1961-67
- 819 Tony Eason, 1983-88

**Season—**

- 276 Tony Eason, 1986
- 259 Tony Eason, 1984
- 228 Vito (Babe) Parilli, 1964

**Game—**

- 206 Steve Grogan, 1979
- 36 Tony Eason at LA Rams, Nov. 16, 1986
- 34 Tom Ramsey vs. Philadelphia, Nov. 29, 1987
- 29 Tony Eason at Indianapolis, Nov. 18, 1984

**PASSING EFFICIENCY (Pct)****Career (500 Attempts)—**

- .587 Tony Eason, 1983-88
- .523 Steve Grogan, 1975-88
- .616 Tony Eason, 1986 (448-276)
- .608 Steve Grogan, 1986 (102-62)
- .601 Tony Eason, 1984 (431-259)
- .600 Matt Cavanaugh, 1980 (105-63)

**Game (20 Attempts)—**

- .800 Vito (Babe) Parilli vs. Miami, Oct. 15, 1967 (20-16)
- .750 Tony Eason vs. Green Bay, Sept. 8, 1985 (28-21)
- .727 Tony Eason vs. Buffalo, Nov. 23, 1986 (33-24)

**Most Seasons Leading League—**

- 1 Vito (Babe) Parilli, 1961

**MOST YARDAGE****Career—**

- 24,574 Steve Grogan, 1975-88
- 16,747 Vito (Babe) Parilli, 1961-67
- 9,971 Tony Eason, 1983-88

**Season—**

- 9,932 Jim Plunkett, 1971-75
- 3,465 Vito (Babe) Parilli, 1964

**Game—**

- 3,328 Tony Eason, 1986
- 3,286 Steve Grogan, 1979
- 414 Tony Eason vs. Seattle, Sept. 21, 1986
- 402 Tom Ramsey vs. Philadelphia, Nov. 29, 1987
- 401 Steve Grogan vs. NY Jets, Oct. 12, 1986
- 400 Vito (Babe) Parilli vs. Oakland, Oct. 16, 1964

**Seasons Leading League—**

- 1 Vito (Babe) Parilli, 1964

**Longest Completion—**

- 90t Tony Eason at Chicago, Sept. 15, 1985 (to Craig James)
- 88t Jim Plunkett vs. Baltimore, Dec. 19, 1971 (to Randy Vataha)
- 87t Tom Sherman vs. NY Jets, Oct. 27, 1968 (to Jim Whalen)

## **MOST TOUCHDOWNS**

Career—	169 Steve Grogan, 1975-88 132 Vito (Babe) Parilli, 1961-67
Season—	62 Jim Plunkett, 1971-75 31 Vito (Babe) Parilli, 1964 28 Steve Grogan, 1979 23 Tony Eason, 1984
Game—	22 Ed (Butch) Songin, 1960 5 Steve Grogan vs. NY Jets, Sept. 9, 1979 Vito (Babe) Parilli at Buffalo, Nov. 15, 1964 Vito (Babe) Parilli vs. Miami, Oct. 15, 1967 4 Doug Flutie vs. Chicago, Oct. 30, 1988 Steve Grogan vs. NY Jets, Dec. 13, 1987 Tony Eason at Indianapolis, Nov. 18, 1984 Steve Grogan vs. NY Jets, Oct. 29, 1978 Jim Plunkett vs. Buffalo, Nov. 14, 1971 Vito (Babe) Parilli vs. Oakland, Oct. 16, 1964 Ed (Butch) Songin vs. Denver, Sept. 16, 1961
Seasons Leading League—	1 Steve Grogan, 1979 (tied Brian Sipe of Cleveland with 28) 1 Vito (Babe) Parilli, 1964

## **HAD INTERCEPTED**

### **(Fewest)**

Career (500 Attempts)—	24 Ed (Butch) Songin, 1960-61 44 Tony Eason, 1983-88 Myron (Mike) Taliaferro, 1968-70
Season— (100 Attempts)	2 Steve Grogan, 1986 (102 att.) 4 Steve Grogan, 1982 (122 att.) 5 Steve Grogan, 1985 (156 att.) 6 Tom Ramsey, 1987 (134 att.)
Game— (15 Attempts)	0 Accomplished many times, Most recent: Tony Eason at Denver, Dec. 17, 1988

### **(Most)**

Career—	191 Steve Grogan, 1975-88 138 Vito (Babe) Parilli, 1961-67
Season—	87 Jim Plunkett, 1971-75 27 Vito (Babe) Parilli, 1964 26 Vito (Babe) Parilli, 1965
Game—	6 Steve Grogan vs. San Francisco, Nov. 30, 1980 Vito (Babe) Parilli vs. Denver, Sept. 3, 1967 5 Steve Grogan at Detroit, Oct. 10, 1976 Steve Grogan at Baltimore, Dec. 21, 1975 Myron (Mike) Taliaferro vs. NY Jets, Oct. 27, 1968 Vito (Babe) Parilli vs. Buffalo, Sept. 11, 1965 Vito (Babe) Parilli vs. NY Jets, Oct. 31, 1964
Lowest Percentage Season—	1.9 Tony Eason, 1984 (8-431) 2.0 Steve Grogan, 1986 (2-102) 2.2 Tony Eason, 1986 (10-448) 3.2 Steve Grogan 1985 (5-156) Vito (Babe) Parilli, 1962 (8-253)
Seasons Leading League—	
Fewest—	2 Vito (Babe) Parilli, 1961 (tied), 1962 1 Tony Eason, 1984 Ed (Butch) Songin, 1961 (tied)
Most—	1 Vito (Babe) Parilli, 1964 (tied)

## **RECEIVING**

## **MOST RECEPTIONS**

Career—	506 Stanley Morgan, 1977-88 292 Gino Cappelletti, 1960-70
Season—	283 Jim Colclough, 1960-68 84 Stanley Morgan, 1986 77 Tony Collins, 1986 66 Derrick Ramsey, 1984 58 Stanley Morgan, 1983
Game—	11 Tony Collins vs. Philadelphia, Nov. 29, 1987 (100 yards) Art Graham vs. Kansas City, Nov. 20, 1966 (134 yards) 10 Tony Romeo vs. Kansas City, Nov. 17, 1963 (149 yards) Tony Collins at LA Rams, Nov. 16, 1986 (66 yards)

## **YARDAGE**

Career—	9,866 Stanley Morgan, 1977-88 5,001 Jim Colclough, 1960-68
Season—	1,491 Stanley Morgan, 1986 1,029 Stanley Morgan, 1981 1,013 Harold Jackson, 1979 1,002 Stanley Morgan, 1979
Game—	182 Stanley Morgan vs. Miami, Nov. 8, 1981 (5) 170 Stanley Morgan vs. Baltimore, Nov. 26, 1978 (5) 167 Art Graham vs. Houston, Nov. 6, 1964 (8)

**Longest Reception—**

- 90t Craig James at Chicago, Sept. 15, 1985  
(from Tony Eason)  
88t Randy Vataha vs. Baltimore, Dec. 19, 1971  
(from Jim Plunkett)  
87t Jim Whalen vs. NY Jets, Oct. 27, 1968  
(from Tom Sherman)

**AVERAGE GAIN****Career (150 Min.)—**

- 20.3 Harold Jackson, 1978-81 (156-3,162)  
19.4 Stanley Morgan, 1977-88 (506-9,866)

**Season (35 Min.)—**

- 23.4 Stanley Morgan, 1981 (44-1,029)  
22.8 Stanley Morgan, 1979 (44-1,002)  
22.5 Harold Jackson, 1979 (45-1,013)

**Game (4 Min.)—**

- 36.4 Stanley Morgan vs. Miami, Nov. 8, 1981 (5-182)  
35.5 Stanley Morgan vs. San Francisco, Nov. 30, 1980  
(4-142)  
Jim Colclough vs. NY Jets, Oct. 6, 1962 (4-142)

**TOUCHDOWNS****Career—**

- 64 Stanley Morgan, 1977-88  
42 Gino Cappelletti, 1960-68

**Season—**

- 39 Jim Colclough, 1960-68  
12 Stanley Morgan, 1979  
10 Stanley Morgan, 1986  
Jim Colclough, 1960-62  
9 Randy Vataha, 1971

**Game—**

- Gino Cappelletti, 1965  
Jim Colclough, 1960-62  
3 Stanley Morgan vs. Seattle, Sept. 21, 1986  
Derrick Ramsey at Indianapolis, Nov. 18, 1984  
Harold Jackson vs. Jets, Sept. 9, 1979  
Jim Whalen vs. Miami, Oct. 15, 1967  
Gino Cappelletti at Buffalo, Nov. 15, 1964  
Billy Lott vs. Buffalo, Oct. 22, 1961

---

**INTERCEPTIONS**

---

**MOST****Career—**

- 35 Raymond Clayborn, 1977-88  
29 Ron Hall, 1961-67

**Season—**

- 28 Mike Haynes, 1976-82  
27 Roland James, 1980-88  
11 Ron Hall, 1964  
8 Ronnie Lippett, 1986  
Mike Haynes, 1976  
Bob Suci, 1963

**Game—**

- 3 Accomplished 6 times. Most recent: Roland James at Buffalo, Oct. 23, 1983

**RETURN YARDAGE****Career—**

- 555 Raymond Clayborn, 1977-88  
476 Ron Hall, 1961-67

**Season—**

- 393 Mike Haynes, 1976-82  
277 Bob Suci, 1963  
189 Fred Marion, 1985  
182 Prentice McCray, 1976

**Game—**

- 118 Prentice McCray at NY Jets, Nov. 21, 1976 (2)  
110 Bob Suci vs. Houston, Nov. 1, 1963 (2)

**Longest Return—**

- 99 Rick Sanford at Chicago, Dec. 5, 1982 (TD)  
98 Bob Suci vs. Houston, Nov. 1, 1963 (TD)  
87 Ron Hall vs. Denver, Sept. 18, 1966

**TOUCHDOWNS****Career—**

- 2 Ronnie Lippett, 1983-88  
Prentice McCray, 1974-80  
Don Webb, 1961-62, 64-71  
John Charles, 1967-69  
Bob Suci, 1963

**Season—**

- 2 Ronnie Lippett, 1987  
Prentice McCray, 1976  
Bob Suci, 1963  
Don Webb, 1961

**Game—**

- 2 Prentice McCray at NY Jets, Nov. 21, 1976

---

**PUNTING**

---

**MOST PUNTS****Career—**

- 468 Rich Camarillo, 1981-87  
377 Tom Yewcic, 1961-67  
243 Tom Janik, 1969-71

**Season—**

- 92 Rich Camarillo, 1985  
91 Jeff Feagles, 1988  
89 Rich Camarillo, 1986

Game—	11 Rich Camarillo at Chicago, Sept. 15, 1985 Rich Camarillo at Dallas, Nov. 22, 1984 Jim Fraser vs. NY Jets, Oct. 2, 1966
	10 Tom Greene vs. Houston, Dec. 18, 1960 Tom Yewcic vs. Buffalo, Dec. 1, 1963 Tom Yewcic vs. Buffalo, Nov. 15, 1964 Bob Scarpitto vs. Oakland, Oct. 6, 1968

## YARDAGE

Career—	19,922 Rich Camarillo, 1981-87 14,553 Tom Yewcic, 1961-67 9,516 Tom Janik, 1969-71
Season—	3,953 Rich Camarillo, 1985 3,746 Rich Camarillo, 1986 3,615 Rich Camarillo, 1983
Game—	514 Rich Camarillo at Chicago, Sept. 15, 1985 (11) 479 Rich Camarillo at Dallas, Nov. 22, 1984 (11) 436 Bob Scarpitto vs. Oakland, Oct. 6, 1968 (10)
Longest Punt—	89 Luke Prestridge vs. Miami, Oct. 21, 1984 87 Bob Scarpitto at Denver, Sept. 29, 1968 82 Luke Prestridge vs. NY Jets, Oct. 28, 1984 76 Rich Camarillo vs. NY Jets, Sept. 19, 1982

## HIGHEST AVERAGE YARDAGE

Career (100 Punts Min.)—	42.6 Rich Camarillo, 1981-87 (468) 40.0 Terry Swanson, 1967-68 (127)
Season (Qualifiers)—	44.6 Rich Camarillo, 1983 43.7 Rich Camarillo, 1982 42.9 Rich Camarillo, 1985
Game (4 Punts Min.)—	50.8 Terry Swanson vs. Cincinnati, Dec. 1, 1968 (4) 50.4 Rich Camarillo at Buffalo, Nov. 22, 1981 (5)

# PUNT RETURNS

## MOST

Career—	164 Irving Fryar, 1984-88 111 Mike Haynes, 1976-80 92 Stanley Morgan, 1977-88
Season—	74 Mack Herron, 1973-75 45 Mike Haynes, 1976 38 Irving Fryar, 1988 Ricky Smith, 1983
Game—	7 Irving Fryar at Dallas, Nov. 22, 1984 6 Irving Fryar at Buffalo, Sept. 22, 1985 Roland James vs. LA Rams, Nov. 16, 1980 Mack Herron vs. Cleveland, Nov. 10, 1974 Ron Burton vs. Oakland, Sept. 13, 1964 Fred Bruney vs. Buffalo, Sept. 23, 1961
Most Seasons Leading League—	1 Irving Fryar, 1985 Ron Burton, 1962 Fred Bruney, 1961

## MOST YARDAGE

Career—	1,805 Irving Fryar, 1984-88 1,159 Mike Haynes, 1976-81
Season—	608 Mike Haynes, 1976 520 Irving Fryar, 1985 517 Mack Herron, 1974
Game—	156 Mike Haynes vs. Buffalo, Nov. 7, 1976 133 Stanley Morgan vs. Buffalo, Nov. 20, 1977 133 Irving Fryar at Buffalo, Sept. 22, 1985 126 Billy Johnson vs. Houston, Nov. 5, 1967

## LONGEST PUNT RETURN

89 Mike Haynes vs. Buffalo, Nov. 7, 1976 (TD)
85 Irving Fryar at Buffalo, Sept. 22, 1985 (TD)
80 Stanley Morgan vs. Baltimore, Nov. 18, 1979 (TD)
77 Irving Fryar vs. Indianapolis, Nov. 10, 1985 (TD)
75 Roland James vs. NY Jets, Nov. 2, 1980

## HIGHEST AVG. YARDAGE

Career (20 Returns)—	12.0 Mack Herron, 1973-75 (74-888) 11.3 Carl Garrett, 1969-72 (43-487)
Season (Qualifiers)—	14.8 Mack Herron, 1974 14.1 Irving Fryar, 1985
Game (3 Returns)—	39.0 Mike Haynes vs. Buffalo, Nov. 7, 1976 (4) 35.7 Ricky Smith vs. Baltimore, Sept. 4, 1981 (3)



## TOUCHDOWNS

Career—	3 Irving Fryar, 1984-88 2 Mike Haynes, 1976-81
Season—	2 Irving Fryar, 1985 Mike Haynes, 1976
Game—	1 Irving Fryar vs. Atlanta, Nov. 2, 1986 Irving Fryar vs. Indianapolis, Nov. 10, 1985 Irving Fryar at Buffalo, Sept. 22, 1985 Roland James vs. NY Jets, Nov. 2, 1980 Stanley Morgan vs. Baltimore, Nov. 18, 1979 Mike Haynes vs. Denver, Nov. 28, 1976 Mike Haynes vs. Buffalo, Nov. 7, 1976

## KICKOFF RETURNS

### MOST

Career—	107 Stephen Starring, 1983-87 92 Carl Garrett, 1969-72 89 Larry Garron, 1960-68
Season—	48 Stephen Starring, 1985 42 Ricky Smith, 1983 41 Mack Herron, 1973
Game—	8 Willie Porter vs. NY Jets, Sept. 22, 1968 6 By many players, Most recent: Stephen Starring at Indianapolis, Oct. 25, 1987
Most Seasons Leading League—	1 Raymond Clayborn, 31.0 (28-869), 1977 Horace Ivory, 27.6 (36-992), 1980

### YARDAGE

Career—	2,299 Larry Garron, 1960-68 2,259 Stephen Starring, 1983-87 2,251 Carl Garrett, 1969-72
Season—	1,092 Mack Herron, 1973 1,012 Stephen Starring, 1985 992 Horace Ivory, 1980
Game—	879 Allen Carter, 1975 206 Allen Carter at Baltimore, Dec. 21, 1975 175 Carl Garrett vs. Buffalo, Oct. 11, 1969

### LONGEST

101 Raymond Clayborn at Baltimore, Dec. 18, 1977 (TD)
100 Raymond Clayborn at NY Jets, Oct. 2, 1977 (TD)
99 Allen Carter at Baltimore, Dec. 21, 1975 (TD)
98 Ricky Smith vs. NY Jets, Sept. 19, 1982 (TD)
Horace Ivory at Baltimore, Oct. 19, 1980 (TD)

### HIGHEST AVG. YARDAGE

Career (20 Returns)—	27.2 Allen Carter, 1975-76 (33-898) 26.9 Raymond Clayborn, 1977-88 (57-1,538)
Season (Qualifiers)—	31.0 Raymond Clayborn, 1977 28.5 Larry Garron, 1962 28.4 Jess Phillips, 1976
Game (3 Returns)—	49.3 Ron Burton vs. Dallas Texans, Nov. 3, 1961 (3) 47.0 Horace Ivory at Baltimore, Oct. 19, 1980 (3)

### TOUCHDOWNS

Career—	3 Raymond Clayborn, 1977-88 2 Larry Garron, 1960-68
Season—	3 Raymond Clayborn, 1977
Game—	1 Accomplished 11 times. Most recent: Sammy Martin at Indianapolis, Nov. 27, 1988 (95-yard TD)

## FUMBLES

### MOST

Career—	74 Steve Grogan, 1975-88 49 Sam Cunningham, 1973-79, 1981 42 Vito (Babe) Parilli, 1961-67
Season—	12 Steve Grogan, 1979 Sam Cunningham, 1975 Mack Herron, 1974
Game—	4 Vito (Babe) Parilli vs. Denver, Nov. 6, 1966 3 Accomplished 10 times, Most recent: Steve Grogan at Buffalo, Dec. 20, 1987

### MOST OWN RECOVERIES

Career—	29 Steve Grogan, 1975-88 19 Vito (Babe) Parilli, 1961-67
Season—	6 Steve Grogan, 1987 Vito (Babe) Parilli, 1963 Ricky Smith, 1984
Game—	5 Vito (Babe) Parilli, 1964 2 Accomplished 9 times, Most recent: Steve Grogan vs. Miami, Sept. 13, 1987

## MOST OPPONENT RECOVERIES

Career—	17 Steve Nelson, 1974-87 15 Jim Hunt, 1960-70 14 Raymond Hamilton, 1973-80
Season—	13 Bob Dee, 1960-67 5 Bob Dee, 1961 4 Brent Williams, 1986 Steve Nelson, 1978 John Sanders, 1975 Larry Eisenhower, 1964 Jack Rudolph, 1960
Game—	3 Steve Nelson vs. Philadelphia, Oct. 8, 1978 2 By 20 players. Most recent: Johnny Rembert at NY Jets, Nov. 13, 1988

## MOST RETURN YARDAGE

Career—	82 Don Webb, 1961-71 67 Jim Hunt, 1960-70
Season—	54 Brent Williams, 1986 52 Chuck Shonta, 1960
Game—	52 Chuck Shonta vs. NY Titans, Sept. 17, 1960 (1-opp) 51 Jim Hunt vs. Houston, Dec. 15, 1968 (1-opp)

## LONGEST RETURN

52 Chuck Shonta vs. NY Titans, Sept. 17, 1960 (TD)
51 Jim Hunt vs. Houston, Dec. 15, 1968

## TOUCHDOWNS

Own Fumbles Recovered For TD—	1 Eight players. Most recent: John Stephens vs. Cincinnati, Oct. 16, 1988 (Recovered Robert Perryman fumble in the end zone)
Opponents' Fumbles Recovered For TD—	1 Accomplished many times. Most recent: Andre Tippett at NY Jets, Sept. 21, 1987 (29 yards)

## SACKS

### SACKS (Official Statistic Since 1982)

Career—	72½ Andre Tippett, 1982-88 30 Garin Veris, 1985-88
Season—	18½ Andre Tippett, 1984 16½ Andre Tippett, 1985 12½ Andre Tippett, 1987
Rookie Season—	10 Garin Veris, 1985

## OVERTIME PERIODS

Since the NFL adopted the overtime format in 1976, the Patriots have played 11 overtime contests during the regular season. The most recent overtime outing came last year against the Tampa Bay Buccaneers (on December 11th). New England came away with 10-7 win, taking it on a 27-yard field goal by Jason Staurovsky at 3:08 into the extra period.

New England did not win the coin toss against Tampa Bay, although it got the ball first (Tampa Bay elected to defend on the windy, cold day). The Buccaneers never got the ball, as the Patriots scored on the seventh play of the overtime.

The Patriots have won the coin toss five times, each a loss.

The margin of victory has come on the strength of a field goal eight of the 11 times New England has played an overtime game — the Patriots have lost seven of those games (three times by a touchdown, or six points).

DATE	NE		OPP.	DATE	NE		OPP.
12/11/88	10	Tampa Bay	7	9/27/81	21	at Pittsburgh	27
11/29/87*	31	Philadelphia	34	12/ 8/80*	13	at Miami	16
11/15/87	17	Dallas	23	11/25/79	13	Buffalo	16
11/24/85*	13	at NY Jets	16	9/ 3/79	13	Pittsburgh	16
9/ 4/83	23	Baltimore	29	9/26/77*	27	Cleveland	30
11/ 8/81*	27	Miami	30				

(\*denotes Patriots won coin toss)

### FOR THE RECORD...

Rookie John Stephens had four games in which he averaged more than five yards a carry in 1988 — 7.6 at Denver on December 17th (130 yards on 17 carries), 5.7 at Minnesota on September 11th (40 yards on seven carries) and 5.7 at Buffalo on October 23rd (134 yards on 25 carries).

# PATRIOTS' TEAM RECORDS

**Note:** Number of games per season: 1960-1977 (14); 1978-81 (16); 1982 (9); 1983-86 (16); 1987 (15) and 1988 (16).

## OFFENSIVE VICTORIES

### MOST

Season—	11	1986
		1985
		1978
		1976
	10	1964, 1980

### FEWEST

Season—	2	1981
		1970

## SCORING

### MOST POINTS SCORED

Season—	441	1980
	413	1961
	412	1986
Game—	56	vs. NY Jets, Sept. 9, 1979
	55	vs. NY Jets, Oct. 29, 1978
	52	vs. Buffalo, Oct. 22, 1961
Quarter—	1st: 21	vs. NY Jets, Oct. 29, 1978
		at Miami, Dec. 15, 1974
	2nd: 27	vs. Baltimore, Nov. 18, 1979
	3rd: 22	vs. Dallas Texans, Nov. 18, 1960
	4th: 27	vs. Baltimore, Nov. 23, 1980

### FEWEST POINTS SCORED

Season—	149	1970
	192	1972
Game—	0	12 Times
		Most recent: Cleveland 30, Patriots 0, Nov. 20, 1983

### MOST POINTS SCORED, BOTH TEAMS

Game—	86	at Patriots 43, Oakland 43 (tie), Oct. 16, 1964
	76	at Buffalo 45, Patriots 31, Nov. 23, 1975
		at Patriots 55, NY Jets 21, Oct. 29, 1978

### FEWEST POINTS SCORED, BOTH TEAMS

Game—	3	at Patriots 3, Miami 0, Dec. 12, 1982
	7	Houston 7, at Patriots 0, Sept. 21, 1975

### GREATEST MARGIN OF VICTORY

Game—	53	at Patriots 56, NY Jets 3, Sept. 9, 1979
	42	at Patriots 45, Houston 3, Nov. 1, 1963
	41	Patriots 41, at San Diego 0, Dec. 17, 1961

### GREATEST MARGIN OF DEFEAT

Game—	52	at Miami 52, Patriots 0, Nov. 12, 1972
	42	at Green Bay (Mil.) 45, Patriots 3, Oct. 9, 1988

### MOST TOUCHDOWNS

Season—	52	1961, 1980
	49	1979
	48	1976
Game—	8	vs. NY Jets, Sept. 9, 1979
		vs. NY Jets, Oct. 29, 1978
	7	vs. Oakland, Oct. 3, 1976
		vs. Buffalo, Oct. 22, 1961

### FEWEST TOUCHDOWNS

Season—	17	1982 (9 games)
	18	1970
	24	1972

### MOST POINTS AFTER TOUCHDOWNS

Season—	51	1980
	48	1961

### FEWEST POINTS AFTER TOUCHDOWNS

Season—	15	1982 (9 games)
	17	1970
	24	1972

### MOST FGS ATTEMPTED

Season—	41	1986
	39	1964
Game—	7	at Cincinnati, Nov. 16, 1969
		at Buffalo, Sept. 24, 1967
		at San Diego, Sept. 20, 1964

### FEWEST FGS ATTEMPTED

Season—	13	1982 (9 games)
	16	1972
	17	1975

**MOST FGS MADE**

Season—

32 1986

26 1980

25 1964

24 1985

Game—

6 at Denver, Oct. 4, 1964

4 Many times, Most recent: vs. LA Raiders, Nov. 1, 1987 (Tony Franklin)

**FEWEST FGS MADE**

Season—

8 1982 (9 games), 1972, 1970, 1960

9 1983, 1975

---

**FIRST DOWNS**

---

**MOST TOTAL**

Season—

328 1981

322 1978

Game—

31 vs. Philadelphia, Nov. 29, 1987

at Houston, Dec. 11, 1966

30 vs. NY Jets, Sept. 9, 1979

**FEWEST TOTAL**

Season—

146 1982 (9 games)

166 1969

181 1968

Game—

5 vs. Miami, Dec. 12, 1982

at NY Jets, Nov. 22, 1970

6 at Kansas City, Oct. 11, 1970

**MOST RUSHING**

Season—

181 1978

150 1976

Game—

21 vs. Denver, Nov. 28, 1976

18 vs. NY Jets, Oct. 18, 1976

**FEWEST RUSHING**

Season—

55 1965

63 1970

Game—

0 at New Orleans, Nov. 30, 1986

at Buffalo, Oct. 26, 1980

at NY Jets, Nov. 22, 1970

1 10 times, Most recent: vs. Cleveland, Oct. 4, 1987

**MOST PASSING**

Season—

202 1986

186 1984

166 1981

Game—

21 vs. Philadelphia, Nov. 29, 1987

20 at Indianapolis, Nov. 18, 1984

at Houston, Nov. 10, 1980

vs. Oakland, Oct. 16, 1964

**FEWEST PASSING**

Season—

63 1982 (nine games)

87 1969

94 1971, 1968

Game—

0 vs. Miami, Dec. 8, 1968

at Tampa Bay, Dec. 12, 1976

1 vs. New Orleans, Dec. 4, 1983

vs. Miami, Dec. 12, 1982

**MOST PENALTY**

Season—

35 1986

29 1965

27 1979

Game—

7 at Houston, Sept. 19, 1965

5 vs. NY Jets, Oct. 12, 1986

at Indianapolis, Nov. 9, 1986

vs. Detroit, Oct. 7, 1979

at San Diego, Nov. 9, 1975

vs. Baltimore, Oct. 7, 1973

at Miami, Dec. 17, 1967

**FEWEST PENALTY**

Season—

9 1982 (nine games)

11 1971

14 1977

Game—

0 Many times, Most recent: at Denver, Dec. 17, 1988

---

**TOTAL NET YARDS**

---

**MOST**

Season—

5,965 1978

5,623 1981

5,499 1985

5,470 1979

Game—

597 vs. NY Jets, Sept. 9, 1979

529 vs. NY Jets, Oct. 29, 1978

506 vs. Seattle, Sept. 21, 1986

**FEWEST**

Season—

2,626 1970

2,633 1982 (9 games)

3,127 1968

Game—

57 vs. NY Jets, Sept. 19, 1982 (61r, -4p)

80 at NY Jets, Nov. 20, 1970 (23r, 57p)

## RUSHING

### MOST ATTEMPTS

Season—	671 1978
	603 1977
Game—	62 vs. Denver, Nov. 28, 1976 (332 yds.)
	60 at Seattle, Dec. 19, 1982 (249 yds.)

### FEWEST ATTEMPTS

Season—	324 1982 (9 games)
	334 1970
	363 1960
Game—	10 vs. NY Jets, Oct. 12, 1986 (17 yards)
	11 vs. Washington, Sept. 23, 1984 (17 yds.)
	vs. Buffalo, Dec. 20, 1964 (33 yds.)

### MOST YARDS

Season—	3,165 1978
	2,948 1976
Game—	332 vs. Denver, Nov. 28, 1976
	330 vs. NY Jets, Oct. 18, 1976
	328 vs. NY Jets, Sept. 18, 1983

### FEWEST YARDS

Season—	1,040 1970
	1,117 1965
Game—	2 at New Orleans, Nov. 30, 1986 (18 attempts)
	17 vs. NY Jets, Oct. 12, 1986 (10 attempts)
	vs. Washington, Sept. 23, 1984 (11 attempts)
	at LA Chargers, Oct. 28, 1960 (24 attempts)
	22 vs. NY Jets, Nov. 14, 1965 (23 attempts)

### MOST TOUCHDOWNS

Season—	30 1978
	24 1976
Game—	4 Accomplished 6 times, Most recent: vs. San Diego, Oct. 16, 1983

### FEWEST TOUCHDOWNS

Season—	3 1982 (9 games)
	7 1971
	8 1968, 1965

## PASSING

### MOST ATTEMPTS

Season—	557 1986
	500 1984
	482 1981
	476 1964
Game—	53 vs. Philadelphia, Nov. 29, 1987
	52 at LA Rams, Nov. 16, 1986
	at NY Jets, Oct. 11, 1981
	50 vs. NY Jets, Nov. 14, 1965
	at Houston, Sept. 19, 1965

### FEWEST ATTEMPTS

Season—	187 1982 (9 games)
	305 1977
	309 1976
Game—	5 vs. Miami, Dec. 12, 1982 (2 comps.)
	9 vs. Miami, Nov. 9, 1969 (2 comps.)

### MOST COMPLETIONS

Season—	340 1986
	292 1984
	255 1985
	254 1981
Game—	36 at LA Rams, Nov. 16, 1986
	34 vs. Philadelphia, Nov. 29, 1987
	30 at Indianapolis, Nov. 18, 1984

### FEWEST COMPLETIONS

Season—	93 1982 (9 games)
	146 1976
	159 1971
Game—	2 vs. Miami, Nov. 9, 1969 (9 attempts)
	vs. Miami, Dec. 12, 1982 (5 attempts)
	3 vs. New Orleans, Dec. 4, 1983 (10 attempts)

### MOST NET YARDS

Season—	3,954 1986
	3,231 1984
	3,218 1979
	3,195 1980
	3,168 1985
Game—	405 vs. Oakland, Oct. 16, 1964
	386 vs. Seattle, Sept. 21, 1986
	383 vs. NY Jets, Oct. 12, 1986
	374 at Houston, Nov. 10, 1980

### FEWEST NET YARDS

Season—	1347 1982 (9 games)
	1586 1970
	1746 1976
Game—	—4 vs. NY Jets, Sept. 19, 1982
	13 vs. Miami, Dec. 12, 1982
	16 vs. New Orleans, Dec. 4, 1983
	at Miami, Dec. 8, 1968

**MOST TOUCHDOWNS**

Season—	31 1964
	30 1979
	29 1986, 1961
Game—	6 vs. NY Jets, Sept. 9, 1979
	5 Many times, Most recent: at Buffalo, Nov. 15, 1964

**FEWEST TOUCHDOWNS**

Season—	7 1970
	10 1972

**MOST HAD INTERCEPTED**

Season—	34 1981
	33 1968
	32 1967
Game—	6 at Denver, Sept. 3, 1967
	vs. Buffalo, Dec. 9, 1967
	at Kansas City, Oct. 11, 1970
	at San Francisco, Nov. 30, 1980

**FEWEST HAD INTERCEPTED**

Season—	9 1982 (9 games)
	13 1986, 1962
	14 1984

**SACKS ALLOWED, MOST (ALLOWED BY N.E. OFFENSE)**

Season—	66 1984 (454 yards)
	49 1979 (382 yards)
	47 1986 (367 yards)
Game—	10 at Dallas, Nov. 22, 1984 (57 yards)

**SACKS ALLOWED, FEWEST (ALLOWED BY N.E. OFFENSE)**

Season—	14 1977 (155 yards)
	15 1982 (9 games-134 yards)
	19 1976 (164 yards)
Game—	0 Accomplished 44 times,
	Most recent: at NY Jets, Nov. 13, 1988

---

**PUNTING**


---

**MOST PUNTS**

Season—	96 1968
	92 1986, 1985, 1984
	91 1988
Game—	11 at Chicago, Sept. 15, 1985
	at Dallas, Nov. 22, 1984
	vs. NY Jets, Oct. 2, 1966
	10 vs. Buffalo, Nov. 23, 1986 (1 blocked)
	at Oakland, Oct. 6, 1968
	at Buffalo, Nov. 15, 1964
	vs. Buffalo, Dec. 1, 1963
	at Houston, Dec. 18, 1960

**FEWEST PUNTS**

Season—	49 1982 (9 games)
	61 1973, 1978
	63 1980
Game—	0 3 times, Most recent: vs. Houston, Nov. 12, 1978
	1 9 times, Most recent: vs. Kansas City, Oct. 4, 1981

**MOST YARDS**

Season—	3,953 1985
	3,904 1984
	3,831 1968
	3,746 1986
	3,615 1983
Game—	514 at Chicago, Sept. 15, 1985
	479 at Dallas, Nov. 22, 1984
	436 at Oakland, Nov. 1, 1981
	at Oakland, Oct. 6, 1968

**FEWEST YARDS**

Season—	2,137 1978
	2,140 1982 (9 games)
	2,297 1973
Game—	0 3 times, Most recent: vs. Houston, Nov. 12, 1978

**HIGHEST AVG.**

Season—	44.6 1983
	43.7 1982
	42.9 1985
	42.4 1984
	41.5 1969
Game (4 Punts Min.)—	50.8 at Miami, Sept. 11, 1983 (4)
	50.8 vs. Cincinnati, Dec. 1, 1968 (4)
	50.4 at Buffalo, Nov. 22, 1981 (5)

**LOWEST AVG.**

Season—	34.6 1977
	35.0 1978



## PUNT RETURNS

### MOST

Season—	60 1980
	48 1984
	1976
Game—	47 1978
	7 at Dallas, Nov. 22, 1984
	vs. Houston, Nov. 5, 1967
	6 Accomplished 11 times, Most recent: at San Francisco, Nov. 30, 1980.

### FEWEST RETURNS

Season—	17 1972
	23 1969

### MOST YARDS

Season—	628 1976
	533 1974
Game—	167 vs. Buffalo, Nov. 7, 1976
	139 at Buffalo, Nov. 20, 1977

### FEWEST YARDS

Season—	37 1972
	138 1962

### HIGHEST AVG.

Season—	13.3 1974
	13.1 1976

### LOWEST AVG.

Season—	22 1972
	5.3 1968, 1962

### MOST TOUCHDOWNS

Season—	2 1985, 1976
Game—	1 vs. Atlanta, Nov. 2, 1986
	vs. Indianapolis, Nov. 10, 1985
	at Buffalo, Sept. 22, 1985
	vs. NY Jets, Nov. 2, 1980
	vs. Baltimore, Nov. 18, 1979
	vs. Denver, Nov. 28, 1976
	vs. Buffalo, Nov. 7, 1976

## KICKOFF RETURNS

### MOST

Season—	73 1967
	71 1968
Game—	10 vs. Buffalo, Dec. 9, 1967
	9 at Dallas, Oct. 24, 1971
	vs. NY Jets, Sept. 22, 1968
	vs. Oakland, Oct. 16, 1964

### FEWEST

Season—	28 1982 (9 games)
	39 1977
	46 1976
Game—	0 at Buffalo, Dec. 20, 1987
	vs. Seattle, Oct. 9, 1977
	at Denver, Sept. 14, 1969

### MOST YARDS

Season—	1,520 1975
	1,442 1968
Game—	245 at Dallas, Oct. 24, 1971
	230 at Baltimore, Dec. 21, 1975

### FEWEST YARDS

Season—	646 1982 (9 games)
	901 1987 (15 games)
	1,051 1977
Game—	0 at Buffalo, Dec. 20, 1987
	vs. Seattle, Oct. 9, 1977
	at Denver, Sept. 14, 1969

### HIGHEST AVG.

Season—	26.9 1977
	24.1 1973

### LOWEST AVG.

Season—	18.3 1981
	18.8 1987
	19.5 1984
	19.6 1985

### MOST TOUCHDOWNS

Season—	3 1977
	2 1961
	1 1988, 1982, 1980, 1975, 1973, 1962
Game—	1 11 times, Most recent: at Indianapolis, Nov. 27, 1988

## PENALTIES

### **MOST**

Season—	114 1985
	112 1977
	102 1976
Game—	14 at Indianapolis, Dec. 1, 1985
	at Cincinnati, Oct. 15, 1978
	13 vs. Kansas City, Sept. 18, 1977

### **FEWEST**

Season—	50 1973
	52 1962
	53 1982 (9 games)
Game—	1 10 times, Most recent: vs. Cleveland, Oct. 4, 1987

### **MOST YARDS**

Season—	931 1977
	914 1976
Game—	139 vs. Buffalo, Nov. 6, 1983
	125 vs. NY Jets, Oct. 29, 1978
	at Cincinnati, Oct. 15, 1978

### **FEWEST YARDS**

Season—	412 1982 (9 games)
	456 1962
	467 1964
Game—	5 4 times, Most recent: at Miami, Dec. 22, 1986

## FUMBLES

### **MOST**

Season—	51 1973
	47 1983
	43 1975
Game—	8 vs. Baltimore, Oct. 7, 1973
	6 7 times, Most recent: vs. Miami, Dec. 15, 1974

### **FEWEST**

Season—	15 1969
	16 1982 (9 games)
	18 1970
Game—	0 Many times, Most recent: at Denver, Dec. 17, 1988

### **MOST TOTAL RECOVERED**

Season—	43 1983, 1973
	37 1985
	36 1975
Game—	8 at Pittsburgh, Sept. 26, 1976 (2-6)
	7 at LA Rams, Dec. 11, 1983 (1-6)

### **FEWEST TOTAL RECOVERED**

Season—	8 1982 (9 games)
	15 1988
	19 1969

### **MOST OWN RECOVERED**

Season—	25 1973
	24 1983
Game—	5 at Washington, Oct. 25, 1981
	vs. Baltimore, Oct. 7, 1973

### **FEWEST OWN RECOVERED**

Season—	5 1970, 1969
	8 1982 (9 games), 1971, 1968

### **MOST OPPONENTS' RECOVERED**

Season—	27 1976
	24 1985
	21 1987, 1978
Game—	6 at LA Rams, Dec. 11, 1983
	at Pittsburgh, Sept. 26, 1976
	5 at New Orleans, Nov. 30, 1986
	vs. Denver, Nov. 6, 1966

### **FEWEST OPPONENTS' RECOVERED**

Season—	8 1984
	9 1965
	10 1977, 1962
	11 1982 (9 games)

## DEFENSIVE

## NET YARDS ALLOWED

### **MOST NET YARDS ALLOWED**

Season—	5,827 1981
	5,576 1983
	5,248 1972
Game—	584 vs. Cincinnati, Dec. 7, 1986
	552 vs. Miami, Oct. 21, 1984
	540 vs. Houston, Oct. 13, 1961

### **FEWEST NET YARDS ALLOWED**

Season—	2,812 1982 (9 games)
	3,638 1963
Game—	65 vs. Seattle, Dec. 4, 1988
	86 vs. Baltimore, Oct. 23, 1977
	88 vs. Miami, Oct. 12, 1980

---

## SCORING ALLOWED

---

### MOST POINTS ALLOWED

Season—	446 1972
	406 1968
Game—	52 at Miami, Nov. 12, 1972
	48 at NY Jets, Oct. 27, 1968
	vs. Oakland, Oct. 22, 1967
Shutout Game—	52 at Miami, Nov. 12, 1972
	34 at Dallas Texans, Dec. 11, 1960

### FEWEST POINTS ALLOWED

Season—	157 1982 (9 games)
	217 1977
	236 1976
Game—	0 15 times, Most recent: vs. Indianapolis, Nov. 22, 1987

---

## RUSHING ALLOWED

---

### MOST ATTEMPTS ALLOWED

Season—	644 1981
	560 1973
Game—	58 vs. NY Jets, Oct. 14, 1973
	54 vs. Cleveland, Oct. 4, 1987
	vs. St. Louis, Dec. 2, 1984
	vs. Washington, Sept. 23, 1984
	vs. NY Jets, Oct. 15, 1972

### FEWEST ATTEMPTS ALLOWED

Season—	310 1963
	314 1982 (9 games)
	350 1961
Game—	10 at Oakland, Dec. 9, 1961
	14 at Seattle, Dec. 19, 1982
	15 vs. Houston, Dec. 18, 1965

### MOST YARDS

Season—	2,950 1981
	2,850 1973
	2,717 1972
Game—	360 vs. Buffalo, Sept. 16, 1973
	349 vs. Buffalo, Dec. 14, 1975

### FEWEST YARDS

Season—	1,041 1961
	1,107 1963
Game—	2 at San Diego, Dec. 17, 1961
	19 vs. Houston, Nov. 1, 1963

### MOST TOUCHDOWNS

Season—	27 1972
	22 1968
Game—	6 at NY Jets, Oct. 27, 1968
	5 at Green Bay (Mil.), Oct. 9, 1988

### FEWEST TOUCHDOWNS

Season—	7 1966
	8 1977
	9 1983

---

## PASSING ALLOWED

---

### MOST ATTEMPTS ALLOWED

Season—	530 1964
	525 1985
	520 1987
Game—	61 vs. Minnesota, Dec. 16, 1979
	56 vs. NY Jets, Oct. 2, 1966
	vs. Denver, Sept. 21, 1962

### FEWEST ATTEMPTS ALLOWED

Season—	240 1973
	267 1982 (9 games)
	325 1972
Game—	7 at Buffalo, Dec. 9, 1973
	vs. NY Jets, Oct. 14, 1973
	9 vs. NY Jets, Oct. 15, 1972

### MOST COMPLETIONS ALLOWED

Season—	283 1984
	277 1983
	273 1987
Game—	35 vs. Minnesota, Dec. 16, 1979
	29 vs. Miami, Nov. 6, 1988
	28 vs. NY Jets, Oct. 2, 1966

### FEWEST COMPLETIONS ALLOWED

Season—	134 1973
	142 1982 (9 games)
	170 1971
Game—	1 vs. NY Jets, Oct. 14, 1973
	2 at Buffalo, Dec. 9, 1973

**MOST NET YARDS ALLOWED**

Season—	3,356	1966
	3,295	1983
	3,217	1964
Game—	467	vs. Minnesota, Dec. 16, 1979
	448	vs. Houston, Oct. 13, 1961

**FEWEST NET YARDS ALLOWED**

Season—	1,338	1973
	1,519	1982 (9 games)
	2,033	1977
Game—	0	vs. NY Jets, Oct. 14, 1973
	8	vs. NY Jets, Oct. 10, 1971

**MOST TOUCHDOWNS ALLOWED**

Season—	28	1967, 1980
	27	1961
Game—	5	vs. Oakland, Oct. 22, 1967
		vs. Kansas City, Sept. 25, 1966

**FEWEST TOUCHDOWNS ALLOWED**

Season—	9	1982 (9 games)
	11	1973
	13	1988
	14	1985

**SACKS, MOST RECORDED (BY N.E. DEFENSE)**

Season—	58	1977 (471 yards), NFL leaders
	57	1979 (512 yards), NFL leaders
	56	1963 (526 yards)
Game—	10	at Oakland, Sept. 22, 1963 (100 yards)
	9	vs. NY Jets, Sept. 9, 1979 (86 yards)
		vs. Denver, Nov. 28, 1976 (59 yards)

**SACKS, FEWEST RECORDED (BY N.E. DEFENSE)**

Season—	15	1972 (101 yards)
	20	1982 (9 games-134 yards), 1981 (175 yards)
	22	1969 (159 yards)
		1966 (209 yards)
Game—	0	Accomplished 61 times,
		Most recent: at Miami, Nov. 20, 1988

---

**FIRST DOWNS ALLOWED**

---

**MOST TOTAL ALLOWED**

Season—	328	1981
	326	1983
	311	1984
Game—	33	vs. Miami, Oct. 21, 1984
	30	at Pittsburgh, Sept. 25, 1983
		vs. NY Jets, Sept. 19, 1982
		vs. Minnesota, Dec. 16, 1979

**FEWEST TOTAL ALLOWED**

Season—	185	1982 (9 games)
	215	1977, 1973
	219	1967
Game—	2	vs. Seattle, Dec. 4, 1988
	5	at Chicago, Oct. 14, 1979
	6	vs. Seattle, Oct. 9, 1977

**MOST RUSHING**

Season—	160	1981
	144	1972
	142	1969, 1973
Game—	20	vs. NY Jets, Sept. 19, 1982
	19	vs. Buffalo, Dec. 14, 1975
		vs. NY Jets, Oct. 15, 1972

**FEWEST RUSHING**

Season—	59	1963
	61	1967
Game—	0	vs. Seattle, Dec. 4, 1988
		at Denver, Nov. 4, 1984
		vs. Buffalo, Oct. 20, 1968
		vs. Miami, Oct. 15, 1967
		vs. Houston, Nov. 1, 1963

**MOST PASSING**

Season—	182	1984
	172	1983
	168	1985
	165	1964
Game—	18	at Denver, Nov. 4, 1984
		vs. San Diego, Oct. 16, 1983
		vs. San Francisco, Oct. 2, 1983
	17	6 times, Most recent: vs. Miami, Nov. 6, 1988

**FEWEST PASSING**

Season—	67	1973
	88	1982 (9 games)
	105	1970
Game—	1	vs. NY Jets, Oct. 14, 1973
	2	Accomplished 9 times,
		Most recent: vs. Seattle, Dec. 4, 1988

**MOST PENALTY**

Season—	28 1968
	25 1983
	24 1985, 1960
Game—	7 at Oakland, Oct. 6, 1968
	6 at NY Jets, Oct. 27, 1968

**FEWEST PENALTY**

Season—	6 1973
	10 1982 (9 games)
	11 1974, 1980
Game—	0 Many times, Most recent: vs. Tampa Bay, Dec. 11, 1988

**INTERCEPTIONS BY PATRIOTS****MOST**

Season—	31 1964
	29 1963
Game—	7 at NY Jets, Nov. 21, 1976
	6 vs. NY Jets, Sept. 27, 1964
	vs. Houston, Nov. 1, 1963

**FEWEST**

Season—	8 1970
	10 1972

**MOST YARDS**

Season—	645 1963
	505 1976
Game—	204 vs. Houston, Nov. 1, 1963
	145 at NY Jets, Nov. 21, 1976

**FEWEST YARDS**

Season—	105 1973
	165 1975

**MOST TOUCHDOWNS**

Season—	3 1976, 1963, 1962
	2 1987, 1974, 1971, 1967, 1961
Game—	2 at NY Jets, Nov. 21, 1976
	vs. Houston, Nov. 1, 1963

**FEWEST TOUCHDOWNS**

Season—	0 1988, 1984, 1981, 1977, 1973, 1972, 1970, 1966, 1965, 1960
	1 1986, 1985, 1983, 1982, 1980, 1979, 1978, 1975, 1969, 1968, 1964

**CONSECUTIVE RECORDS****INDIVIDUAL****SEASONS PLAYED**

14	Steve Nelson (1974-86)
	Steve Grogan (1975-88)
13	John Hannah (1973-85)

**GAMES PLAYED**

161	Raymond Clayborn (9-18-77 to 11-22-87)
152	Gino Cappelletti (9-9-60 to 12-6-70)
140	Len St. Jean (9-13-64 to 12-16-73)
139	Mosi Tatupu (9-3-78 to 9-21-87)

**GAMES STARTED**

147	Ray Clayborn (9-3-78 to 11-22-87)
110	Ray Hamilton (9-16-73 to 10-26-80)

**GAMES SCORING**

101	John Smith (9-28-75 to 10-2-83)
-----	---------------------------------

**GAMES SCORING TD**

5	Horace Ivory (10-22-78 to 11-19-78)
	Jimmy Colclough (11-11-62 to 12-9-62)

**GAMES RUSHING TD**

5	Horace Ivory (10-22-78 to 11-19-78)
4	Jim Nance (11-27-66 to 12-18-66)
	Tony Collins (9-21-81 to 10-11-81)

**GAMES RECEIVING TD**

5	Jimmy Colclough (11-11-62 to 12-9-62)
4	Stanley Morgan (9-21-86 to 10-12-86)
	Stanley Morgan (9-7-80 to 9-29-80)
	Art Graham (12-11-66 to 9-17-67)

**GAMES PASSING TD**

14	Babe Parilli (12-3-61 to 9-8-63)
10	Babe Parilli (12-11-66 to 10-29-67)
	Mike Taliaferro (9-28-69 to 11-30-69)
	Tony Eason (11-24-85 to 10-5-86)

**GAMES NONE INTERCEPTED**

6	Tony Eason (9-7-86 to 10-26-86)
---	---------------------------------

**GAMES RECEPTIONS MADE**

42 Jim Colclough (9-9-60 to 9-8-63)  
 28 Stanley Morgan (12-1-85 to 11-29-87)

**GAMES INTERCEPTIONS MADE**

4 Mike Haynes (11-7-76 to 11-28-76)

**FGs MADE**

14 Tony Franklin (10-26-86 to 11-23-86)  
 9 Tony Franklin (12-16-84 to 10-6-85), (10-7-84 to 11-4-84)

**PATs MADE**

105 Gino Cappelletti (12-8-63 to 12-18-66)  
 79 John Smith (11-18-79 to 10-4-81)

**GAMES FG MADE**

17 Tony Franklin (11-24-85 to 11-23-86)  
 12 Tony Franklin (10-7-84 to 9-8-85)

**PASSING ATTEMPTS NONE INTERCEPTED**

178 Tony Eason (12-22-85 to 10-26-86)  
 141 Tony Eason (12-18-83 to 10-14-84)  
 128 Butch Songin (12-18-60 to 10-8-61)  
 105 Butch Songin (11-4-60 to 11-18-60)

**PRO BOWL APPEARANCES**

8 John Hannah (1979 to 1985)

**RECEPTIONS MADE FOR TDs**

3 Derrick Ramsey (11-18-84)  
 3 Harold Jackson (9-9-79)

---

## TEAM

---

**MOST VICTORIES**

7 Oct. 19, 1986 to Nov. 30, 1986  
 Nov. 7, 1976 to Sept. 18, 1977  
 Sept. 24, 1978 to Nov. 5, 1978

**MOST SHUTOUT VICTORIES**

2 vs. Miami, Dec. 12, 1982 and at Seattle Dec. 19, 1982

**MOST VICTORIES AT HOME**

10 Sept. 19, 1976 to Oct. 30, 1977

**MOST VICTORIES ON ROAD**

6 Oct. 19, 1986 to Dec. 22, 1986  
 Sept. 10, 1978 to Nov. 19, 1978

**MOST LOSSES**

9 Oct. 25, 1981 to Dec. 20, 1981  
 Oct. 8, 1972 to Dec. 3, 1972  
 Sept. 27, 1970 to Nov. 22, 1970

**MOST LOSSES AT HOME**

6 Nov. 3, 1974 to Sept. 28, 1975  
 Oct. 15, 1972 to Sept. 23, 1973  
 Sept. 27, 1970 to Dec. 13, 1970

**MOST LOSSES ON ROAD**

8 Sept. 13, 1981 to Dec. 20, 1981  
 Dec. 6, 1970 to Dec. 12, 1971  
 Oct. 6, 1968 to Oct. 26, 1969

**MOST GAMES SCORING**

125 Dec. 28, 1975 to Nov. 13, 1983

**MOST QUARTERS PATRIOTS SCORELESS**

8 Dec. 4, 1960 (at Buffalo) to Dec. 18, 1960 (at Houston)

**MOST SHUTOUT QUARTERS ALLOWED**

8 Dec. 12, 1982 (vs. Miami) to Dec. 19, 1982 (at Seattle)

**MOST QUARTERS NOT ALLOWING A TD**

10 Dec. 5, 1982 (at Chicago, 2nd half) thru Dec. 19, 1982  
 (at Seattle) (Shutout victories vs. Miami 12-12-82 and at  
 Seattle 12-19-82)

**SERIES GAME PATRIOTS' VICTORIES**

11 Buffalo Bills, Jan. 2, 1983 to Dec. 20, 1987

**SERIES GAME PATRIOTS' LOSSES**

9 New York Jets, Dec. 18, 1966 to Nov. 22, 1970

### FOR THE RECORD...

Rookie running back John Stephens led the Patriots in rushing yards in all but two games in 1988. The games he did not lead were: at Green Bay on October 9th (Reggie Dupard led with 31 yards on four carries) and vs. Tampa Bay (Robert Perryman led with 47 yards on 17 carries).



# PATRIOTS' LONGEST PLAYS

## RUSHING

	PLAYER	Yds.	OPPONENT	DATE
1.	Larry Garron	85t	vs. Buffalo	Oct. 22, 1961
2.	Carl Garrett	80t	vs. Miami	Nov. 9, 1969
3.	Robert Weathers	77	vs. Baltimore	Sept. 4, 1983
	Ron Burton	77	at Denver	Oct. 23, 1960
5.	Sam Cunningham	75t	at Buffalo	Oct. 20, 1974

## PASS PLAYS

	PLAYERS	Yds.	OPPONENT	DATE
1.	Tony Eason to Craig James	90t	at Chicago	Sept. 15, 1985
2.	Jim Plunkett to Randy Vataha	88t	at Baltimore	Dec. 19, 1971
3.	Tom Sherman to Jim Whalen	87t	at NY Jets	Oct. 27, 1968
4.	Babe Parilli to Art Graham	80t	at Houston	Nov. 29, 1964
	Jim Plunkett to Carl Garrett	80t	vs. Buffalo	Nov. 14, 1971
	Doug Flutie to Irving Fryar	80t	vs. Chicago	Oct. 30, 1988

## KICKOFF RETURNS

	PLAYER	Yds.	OPPONENT	DATE
1.	Raymond Clayborn	101t	at Baltimore	Dec. 18, 1977
2.	Raymond Clayborn	100t	at NY Jets	Oct. 2, 1977
3.	Allan Carter	99t	at Baltimore	Dec. 21, 1975
4.	Ricky Smith	98t	vs. NY Jets	Sept. 19, 1982
	Horace Ivory	98t	at Baltimore	Oct. 19, 1980

## PUNT RETURNS

	PLAYER	Yds.	OPPONENT	DATE
1.	Mike Haynes	89t	vs. Buffalo	Nov. 7, 1976
2.	Irving Fryar	85t	at Buffalo	Sept. 22, 1985
3.	Stanley Morgan	80t	vs. Baltimore	Nov. 18, 1979
4.	Irving Fryar	77t	vs. Indianapolis	Nov. 10, 1985
5.	Roland James	75t	vs. NY Jets	Nov. 2, 1980

## INTERCEPTION RETURNS

	PLAYER	Yds.	OPPONENT	DATE
1.	Rick Sanford	99t	at Chicago	Dec. 5, 1982
2.	Bob Suci	98t	vs. Houston	Nov. 1, 1963
3.	Ron Hall	87	at Denver	Sept. 18, 1966
4.	Raymond Clayborn	85	at Cleveland	Oct. 7, 1984
5.	Fred Marion	83	at Seattle	Nov. 17, 1985

## PUNTS

	PLAYER	Yds.	OPPONENT	DATE
1.	Luke Prestridge	89	vs. Miami	Oct. 21, 1984
2.	Bob Scarpito	87	at Denver	Sept. 29, 1968
3.	Luke Prestridge	82	vs. NY Jets	Oct. 28, 1984
4.	Rich Camarillo	76	vs. NY Jets	Sept. 19, 1982
5.	Rich Camarillo	75	at Chicago	Sept. 15, 1985
	Rich Camarillo	75	at Oakland	Nov. 1, 1981

## FIELD GOALS

	PLAYER	Yds.	OPPONENT	DATE
1.	Gino Cappelletti	53	at NY Jets	Nov. 28, 1965
2.	Gino Cappelletti	51	vs. Denver	Nov. 20, 1964
	Charlie Gogolak	51	at Miami	Oct. 17, 1971
4.	John Smith	50	vs. Kansas City	Oct. 4, 1981
	Tony Franklin	50	at Tampa Bay	Oct. 27, 1985
	Tony Franklin	50	vs. Detroit	Dec. 8, 1985
	Tony Franklin	50	vs. LA Raiders	Nov. 1, 1987
	Teddy Garcia	50	at Minnesota	Sept. 11, 1988

# LAST TIME IT HAPPENED

## REGULAR SEASON

### OVERTIME GAME:

Patriots 10, Tampa Bay 7 in Foxboro on Dec. 11, 1988

### SHUTOUT:

By Patriots: Patriots 24, Indianapolis 0 in Foxboro on Nov. 22, 1987

By Opponent: Cleveland 30, Patriots 0 in Foxboro on Nov. 20, 1983

### KICKOFF RETURN FOR TOUCHDOWN:

By Patriots: Sammy Martin at Indianapolis, Nov. 27, 1988 (95 yards)

By Opponent: Joe Washington, Baltimore, Sept. 18, 1978 (90 yards)

### PUNT RETURN FOR TOUCHDOWN:

By Patriots: Irving Fryar vs. Atlanta, Nov. 2, 1986 (59 yards)

By Opponent: Paul Johns, Seattle, Sept. 16, 1984 (47 yards)

### INTERCEPTION RETURN FOR TOUCHDOWN:

By Patriots: Ronnie Lippett vs. Indianapolis, Nov. 22, 1987 (45 yards)

By Opponent: Mark Haynes, Denver, Dec. 6, 1987

### FUMBLE RETURN FOR TOUCHDOWN:

By Patriots: Andre Tippett at NY Jets, Sept. 21, 1987 (29 yards)

By Opponent: Sean McNanie, Buffalo, Dec. 20, 1987 (14 yards)

### FUMBLE RECOVERED IN END ZONE FOR TOUCHDOWN:

By Patriots: Johnny Rembert vs. Indianapolis, Sept. 7, 1986

By Opponent: Lyle Alzado, LA Raiders, Sept. 29, 1985

### BLOCKED PUNT:

By Patriots: Eugene Profit vs. Philadelphia, Nov. 29, 1987

By Opponent: Terry Wright, Indianapolis, Oct. 25, 1987

### BLOCKED PUNT RETURNED/RECOVERED FOR TOUCHDOWN:

By Patriots: Willie Scott vs. Indianapolis, Nov. 22, 1987 (3 yards)

By Opponent: Paul Moyer, Seattle, Sept. 28, 1986 (Recovered in End Zone)

### FAKE FIELD GOAL ATTEMPT:

By Patriots: at Seattle, Nov. 17, 1985 (Franklin 5-Yard Loss On Rush)

By Opponent: Houston at Foxboro, Nov. 12, 1978 (Carpenter 18-Yard Rush)

### 100-YARD RUSHING GAME:

By Patriots: John Stephens at Denver, Dec. 17, 1988 (17-130-1)

By Opponent: Brent Fullwood, Green Bay, Oct. 9, 1988 (14-118-3)

### 100-YARD RECEIVING GAME:

By Patriots: Irving Fryar vs. Chicago, Oct. 30, 1988 (3-122-1)

By Opponent: Jim Jensen, Miami, Nov. 6, 1988 (12-110-0)

### 300-YARD PASSING GAME:

By Patriots: Tom Ramsey vs. Philadelphia, Nov. 29, 1987 (34-53-402)

By Opponent: Dan Marino, Miami, Nov. 6, 1988 (29-51-359)

### 4-TOUCHDOWN PASSING GAME:

By Patriots: Doug Flutie vs. Chicago, Oct. 30, 1988

By Opponent: Dan Marino, Miami, Oct. 21, 1984

### 4 FIELD GOALS IN A GAME:

By Patriots: Tony Franklin vs. LA Raiders, Nov. 1, 1987

By Opponent: Scott Norwood, Buffalo, Nov. 23, 1986

## POST-SEASON

### 100-YARD RUSHING GAME:

By Patriots: Craig James at Miami, Jan. 12, 1986 (22-105-0)

By Opponent: Sammy Winder, Denver, Jan. 4, 1987 (9-102-0)

### 100-YARD RECEIVING GAME:

By Patriots: Stanley Morgan at Denver, Jan. 4, 1987 (3-100-2)

By Opponent: Willie Gault, Chicago, Jan. 26, 1986 in Super Bowl XX (4-129-0)

### 300-YARD PASSING GAME:

By Patriots: Babe Parilli at Buffalo, Dec. 28, 1963 (300 yards)

By Opponent: None

### 4 FIELD GOALS IN A GAME:

By Patriots: Tony Franklin at NY Jets, Dec. 28, 1985

By Opponent: None

### FUMBLE RETURN FOR TOUCHDOWN:

By Patriots: Johnny Rembert at NY Jets, Dec. 28, 1985 (15 yards)

By Opponent: None

### FUMBLE RECOVERED IN END ZONE FOR TOUCHDOWN:

By Patriots: Jim Bowman at LA Raiders, Jan. 5, 1986

By Opponent: None

# PATRIOTS' YEAR-BY-YEAR LEADERS

## RUSHING

Year	Player	Att.	Yds.	Avg.	LG	TD
1960	Alan Miller	101	416	4.2	33	1
1961	Billy Lott	100	461	4.7	38	5
1962	Ron Burton	134	548	4.0	59	2
1963	Larry Garron	179	750	4.1	47t	2
1964	Larry Garron	183	585	3.2	16	2
1965	Jim Nance	111	321	2.9	20	5
1966	Jim Nance	299	1458	4.9	65t	11
1967	Jim Nance	269	1216	4.5	53	7
1968	Jim Nance	177	593	3.4	30t	4
1969	Jim Nance	193	750	3.9	43	6
1970	Jim Nance	145	522	3.6	21	7
1971	Carl Garrett	181	784	4.3	38	1
1972	Josh Ashton	128	546	4.3	35	3
1973	Sam Cunningham	155	516	3.3	25	4
1974	Mack Herron	231	824	3.6	28	7
1975	Sam Cunningham	169	666	3.9	17	6
1976	Sam Cunningham	172	824	4.8	24	3
1977	Sam Cunningham	270	1015	3.8	31t	4
1978	Sam Cunningham	199	768	3.9	52t	8
1979	Sam Cunningham	159	563	3.5	27	5
1980	Vagas Ferguson	211	818	3.9	44	2
1981	Tony Collins	204	873	4.3	29	7
1982	Tony Collins	164	632	3.9	54	1
1983	Tony Collins	219	1049	4.8	50t	10
1984	Craig James	160	790	4.9	73	1
1985	Craig James	263	1227	4.7	65t	5
1986	Craig James	154	427	2.8	16	4
1987	Tony Collins	147	474	3.2	19	3
1988	John Stephens	297	1168	3.9	52	4

## PASSING

Year	Player	Att.	Comp	Pct.	Yds.	Int.	LG	TD
1960	Butch Songin	392	187	47.7	2476	15	78	22
1961	Butch Songin	212	98	46.2	1429	9	58t	14
1962	Babe Parilli	253	140	55.3	1988	8	67t	18
1963	Babe Parilli	337	153	45.4	2335	24	77t	13
1964	Babe Parilli	473	228	48.2	3465	27	80t	31
1965	Babe Parilli	426	173	40.6	2597	26	73t	18
1966	Babe Parilli	382	181	47.4	2721	20	63t	20
1967	Babe Parilli	344	161	46.8	2317	24	79t	19
1968	Tom Sherman	226	90	39.8	1199	16	87t	12
1969	Mike Taliaferro	331	160	48.3	2160	18	77	19
1970	Joe Kapp	219	98	44.7	1104	17	48	3
1971	Jim Plunkett	328	158	48.2	2158	16	88t	19
1972	Jim Plunkett	355	169	47.6	2196	25	62	8
1973	Jim Plunkett	376	193	51.3	2550	17	64	13
1974	Jim Plunkett	352	173	49.1	2457	22	69t	19
1975	Steve Grogan	274	139	50.7	1976	18	62t	11
1976	Steve Grogan	302	145	48.0	1903	20	58t	18
1977	Steve Grogan	305	160	52.5	2162	21	68	17
1978	Steve Grogan	362	181	50.0	2824	23	75t	15
1979	Steve Grogan	423	206	48.7	3286	20	63t	28
1980	Steve Grogan	306	175	57.2	2475	22	71	18
1981	Steve Grogan	216	117	54.2	1859	16	76t	7
	Matt Cavanaugh	219	115	52.5	1633	13	65	5
1982	Steve Grogan	122	66	54.1	930	4	62t	7
1983	Steve Grogan	303	168	55.4	2411	12	76t	15
1984	Tony Eason	431	259	60.1	3228	8	76t	23
1985	Tony Eason	299	168	56.2	2156	17	90t	11
1986	Tony Eason	448	276	61.6	3328	10	49	19
1987	Steve Grogan	161	93	57.8	1183	9	40	10
1988	Doug Flutie	179	92	51.4	1150	10	80t	8

## PUNTING

Year	Player	No.	Yds.	Avg.	Long
1960	Tom Greene	59	2235	37.9	66
1961	Tom Yewcic	62	2406	38.8	64
1962	Tom Yewcic	68	2634	38.7	56
1963	Tom Yewcic	73	2880	39.4	65
1964	Tom Yewcic	72	2787	38.7	63
1965	Tom Yewcic	76	3094	40.7	70
1966	Jim Fraser	53	2044	38.6	68
1967	Terry Swanson	65	2632	40.5	62
1968	Bob Scarpitto	34	1382	40.6	87
	Terry Swanson	62	2449	39.5	57
1969	Tom Janik	70	2903	41.5	56
1970	Tom Janik	86	3364	39.1	57
1971	Tom Janik	87	3249	37.3	58
1972	Pat Studstill	75	2859	38.1	57
1973	Bruce Barnes	55	2134	38.8	53

1974	Bruce Barnes	45	1604	35.6	50
1975	Mike Patrick	83	3223	38.8	62
1976	Mike Patrick	67	2688	40.1	52
1977	Mike Patrick	65	2354	36.2	64
1978	Jerrel Wilson	54	1921	35.6	57
1979	Eddie Hare	83	3038	36.6	58
1980	Mike Hubach	63	2392	38.0	69
1981	Rich Camarillo	47	1959	41.7	75
1982	Rich Camarillo	49	2140	43.7	76
1983	Rich Camarillo	81	3615	44.6	70
1984	Rich Camarillo	48	2020	42.1	61
1985	Rich Camarillo	92	3953	43.0	75
1986	Rich Camarillo	89	3746	42.1	64
1987	Rich Camarillo	62	2489	40.1	73
1988	Jeff Feagles	91	3482	38.3	74

## PUNT RETURNS

Year	Player	No.	Yds.	Avg.	LG	TD
1960	Billy Wells	12	66	4.6	16	0
1961	Fred Bruney	23	109	4.7	11	0
1962	Ron Burton	21	122	5.8	22	0
1963	Bob Suci	25	233	9.3	22	0
1964	Dave Cloutier	20	136	6.8	40	0
1965	Ron Burton	15	61	4.1	12	0
1966	Tom Hennessey	7	39	5.6	11	0
1967	Jay Cunningham	17	105	6.2	44	0
	Joe Bellino	15	129	8.6	18	0
1968	Willie Porter	22	135	6.1	24	0
1969	Carl Garrett	12	159	13.3	45	0
1970	Carl Garrett	17	168	9.9	62	0
1971	Carl Garrett	8	124	15.5	50	0
1972	Carl Garrett	6	36	6.0	27	0
1973	Mack Herron	27	282	10.8	54	0
1974	Mack Herron	35	517	14.8	66	0
1975	Darryl Stingley	15	113	7.5	29	0
1976	Mike Haynes	45	608	13.5	89t	2
1977	Stanley Morgan	16	220	13.8	53	0
	Mike Haynes	24	200	8.3	46	0
1978	Stanley Morgan	32	335	10.5	48	0
1979	Stanley Morgan	29	289	10.0	80t	1
1980	Roland James	33	331	10.0	75t	1
1981	Stanley Morgan	15	116	7.7	26	0
1982	Ricky Smith	16	139	8.7	19	0
1983	Ricky Smith	38	398	10.5	55	0
1984	Irving Fryar	36	347	9.6	55	0
1985	Irving Fryar	37	520	14.1	85t	2
1986	Irving Fryar	35	336	10.5	59t	1
1987	Irving Fryar	18	174	9.7	36	0
1988	Irving Fryar	38	398	10.5	30	0

## KICKOFF RETURNS

Year	Player	No.	Yds.	Avg.	LG	TD
1960	Dick Christy	24	617	25.7	46	0
1961	Larry Garron	16	438	27.4	89	1
1962	Larry Garron	24	686	28.5	95t	1
1963	Larry Garron	28	693	24.7	58	0
1964	J.D. Garrett	32	749	23.4	42	0
1965	Jay Cunningham	17	374	22.0	45	0
1966	Joe Bellino	18	410	22.8	43	0
1967	Jay Cunningham	30	627	20.0	41	0
1968	Willie Porter	36	812	22.6	61	0
1969	Carl Garrett	28	792	28.3	63	0
1970	Odell Lawson	25	546	21.8	52	0
1971	Carl Garrett	24	538	22.4	37	0
1972	Carl Garrett	16	410	25.6	49	0
1973	Mack Herron	41	1092	26.6	92t	1
1974	Mack Herron	28	629	18.0	62	0
1975	Allen Carter	32	879	27.5	99t	1
1976	Jess Phillips	14	397	28.4	71	0
1977	Raymond Clayborn (NFL Leader)	28	869	31.0	101t	3
1978	Raymond Clayborn	27	636	23.6	60	0
1979	Allan Clark	37	816	22.1	38	0
1980	Horace Ivory (NFL Leader)	36	992	27.6	98t	1
1981	Tony Collins	39	773	18.3	32	0
1982	Ricky Smith	24	567	23.6	98t	1
1983	Ricky Smith	42	916	21.8	53	0
1984	Tony Collins	26	544	20.9	46	0
1985	Stephen Starring	48	1012	21.1	53	0
1986	Stephen Starring	36	802	22.3	52	0
1987	Stephen Starring	23	445	19.3	43	0
1988	Sammy Martin	31	735	23.7	95t	1

## PASS INTERCEPTIONS

Year	Player	No.	Yds.	Avg.	LG	TD
1960	Gino Cappelletti	4	68	17.0	24	0
1961	Don Webb	5	153	30.6	59	2
1962	Ross O'Hanley	5	83	16.6	28	0
1963	Bob Suci	8	294	36.7	98	2
1964	Ron Hall	11	148	13.5	50	0
1965	Ron Hall	3	35	11.7	29	0
1966	Ron Hall	6	159	26.5	87	0

1967	Don Webb	4	91	22.8	41	0
1968	Leroy Mitchell	7	41	5.9	20	0
1969	Larry Carwell	4	114	28.5	38	0
1970	Daryl Johnson	2	51	25.5	42	0
1971	Larry Carwell	5	72	14.4	53t	1
1972	Honor Jackson	4	133	33.3	55	0
1973	Ron Bolton	6	65	10.8	56	0
1974	Ron Bolton	7	18	2.6	10	0
1975	Ron Bolton	5	33	6.6	15	0
1976	Mike Haynes	8	90	11.3	28	0
1977	Mike Haynes	5	54	10.8	22	0
1978	Mike Haynes	6	123	20.5	50	1
1979	Ray Clayborn	5	56	11.2	27	0
1980	Ray Clayborn	5	87	17.4	29	0
1981	Rick Sanford	3	28	9.3	21	0
	Tim Fox	3	20	6.7	20	0
1982	Mike Haynes	4	26	6.5	26	0
1983	Rick Sanford	7	24	3.4	16	0
1984	Ray Clayborn	3	102	34.0	85	0
1985	Fred Marion	7	189	27.0	83	0
1986	Ronnie Lippett	8	76	9.5	43	0
1987	Fred Marion	4	53	13.3	25	0
1988	Raymond Clayborn	4	65	16.3	31	0
	Fred Marion	4	47	11.8	22	0
	Roland James	4	30	7.5	22	0

## SCORING

Year	Player	TD	PAT	FG	Total
1960	Gino Cappelletti	0	36	8	60
1961	Gino Cappelletti	8	48	17	147
1962	Gino Cappelletti	5	38	20	128
1963	Gino Cappelletti	2	35	22	113
1964	Gino Cappelletti	7	38	25	155
1965	Gino Cappelletti	9	27	17	132
1966	Gino Cappelletti	6	35	16	119
1967	Gino Cappelletti	3	29	16	95
1968	Gino Cappelletti	2	26	15	83
1969	Gino Cappelletti	0	26	14	68
1970	Jim Nance	7	0	0	42
1971	Charlie Gogolak	0	28	12	64
1972	Carl Garrett	5	0	0	30
1973	Jeff White	0	21	14	63
1974	John Smith	0	42	16	90
1975	John Smith	0	33	9	60
1976	John Smith	0	42	15	87
1977	John Smith	0	33	15	78
1978	Horace Ivory	11	0	0	66
1979	John Smith (NFL Leader)	0	46	23	115
1980	John Smith (NFL Leader)	0	51	26	129
1981	John Smith	0	37	15	82
1982	John Smith	0	6	5	21
1983	Tony Collins	10	0	0	60
1984	Tony Franklin	0	42	22	108
1985	Tony Franklin	0	40	24	112
1986	Tony Franklin	0	44	32	140
1987	Tony Franklin	0	37	15	82
1988	Robert Perryman	6	0	0	36

## PASS RECEPTIONS

Year	Player	No.	Yds.	Avg.	LG	TD
1960	Jim Colclough	49	666	13.6	61	9
1961	Gino Cappelletti	45	768	17.1	53	8
1962	Jim Colclough	40	868	21.7	78t	10
1963	Jim Colclough	42	793	18.8	56t	3
1964	Gino Cappelletti	49	865	17.7	58t	7
1965	Jim Colclough	40	677	16.9	41	3
1966	Art Graham	51	673	13.2	42	4
1967	Art Graham	41	606	14.8	79t	4
1968	Jim Whalen	47	718	15.3	87t	7
1969	Carl Garrett	29	267	9.2	34	2
1970	Ron Sellers	38	550	14.5	48	4
1971	Randy Vataha	51	872	17.1	88t	9
1972	Reggie Rucker	44	681	15.5	62	3
1973	Reggie Rucker	53	743	14.0	64	3
1974	Mack Herron	38	474	12.5	18	5
1975	Randy Vataha	46	720	15.7	47	6
1976	Andy Johnson	29	343	11.8	53	4
1977	Sam Cunningham	42	370	8.8	35	1
1978	Russ Francis	39	543	13.9	53	4
1979	Harold Jackson	45	1013	22.5	59	7
	Stanley Morgan	44	1002	22.8	63t	12
1980	Stanley Morgan	45	991	22.0	71	6
1981	Don Hasselbeck	46	808	17.6	51	6
	Stanley Morgan	44	1029	23.4	76t	6
1982	Stanley Morgan	28	584	20.9	75t	3
1983	Stanley Morgan	58	863	14.9	50t	2
1984	Derrick Ramsey	66	792	12.0	34	7
1985	Tony Collins	52	549	10.6	49	2
1986	Stanley Morgan	84	1491	17.8	44t	10
1987	Tony Collins	44	347	7.9	29	3
1988	Reggie Dupard	34	232	6.8	15	0

# OUTSTANDING PERFORMANCES

## SEASON

### 1,000 YARDS RUSHING

Yards	Name	Year
1. 1,458	Jim Nance	1966
2. 1,227	Craig James	1985
3. 1,216	Jim Nance	1967
4. 1,168	John Stephens	1988
5. 1,049	Tony Collins	1983
6. 1,015	Sam Cunningham	1977

### 1,000 YARDS RECEIVING

Yards	Name	Year
1. 1,491	Stanley Morgan	1986
2. 1,029	Stanley Morgan	1981
3. 1,013	Harold Jackson	1979
4. 1,002	Stanley Morgan	1979

### 3,000 YARDS PASSING

Yards	Name	Year
1. 3,465	Babe Parilli	1964
2. 3,328	Tony Eason	1986
3. 3,286	Steve Grogan	1979
4. 3,228	Tony Eason	1984

## SINGLE GAME 100 YARDS RUSHING (\*Playoff Game)

Yds.	Att.	Name	Game
1. 212	23	Tony Collins	9-18-83 vs. NY Jets
2. 208	38	Jim Nance	10-30-66 vs. Oakland
3. 185	34	Jim Nance	9-24-67 at Buffalo
4. 177	25	Don Calhoun	11-28-76 vs. Denver
4. 177	22	Don Calhoun	12-5-76 vs. New Orleans
6. 164	24	Jim Nance	12-17-67 at Miami
7. 161	32	Tony Collins	11-28-82 vs. Houston
8. 147	23	Tony Collins	10-23-83 at Buffalo
9. 146	17	Jim Nance	12-11-66 at Houston
9. 146	35	Michael LeBlanc	10-11-87 vs. Buffalo
11. 143	17	Don Calhoun	9-10-78 vs. St. Louis
12. 142	25	Craig James	12-22-85 vs. Cincinnati
13. 141	25	Sam Cunningham	10-7-76 vs. Buffalo
13. 141	24	Don Calhoun	11-14-76 at Baltimore
13. 141	25	Sam Cunningham	10-16-77 at San Diego
16. 140	13	Larry Garron	10-26-62 vs. Oakland
17. 138	30	Craig James	12-16-84 vs. Indianapolis
18. 137	21	Tony Collins	9-12-82 at Baltimore
19. 134	25	John Stephens	10-23-88 at Buffalo
20. 133	23	Jim Nance	11-27-66 at Miami
21. 130	17	John Stephens	12-17-88 at Denver
22. 129	22	Sam Cunningham	10-27-74 at Minnesota
23. 128	21	Mosi Tatupu	12-4-83 vs. New Orleans
23. 128	16	Horace Ivory	11-5-78 at Buffalo
25. 127	29	Jim Nance	10-8-67 vs. San Diego
25. 127	21	Carl Garrett	11-28-71 at Buffalo
25. 127	16	Ron Burton	10-23-60 at Denver
25. 127	14	Andy Johnson	12-12-76 at Tampa
29. 126	24	Jim Nance	9-18-66 at Denver
30. 125	24	Jim Nance	11-16-69 at Cincinnati
30. 125	11	Sam Cunningham	10-20-74 at Buffalo
32. 124	35	John Stephens	10-30-88 vs. Chicago
32. 124	18	Andy Johnson	10-19-75 vs. Baltimore
34. 121	31	John Stephens	12-4-88 vs. Seattle
34. 121	12	J.D. Garrett	10-4-64 at Denver
36. 120	20	Craig James	11-4-84 at Denver
37. 119	23	Craig James	11-3-85 vs. Miami
37. 119	13	Mack Herron	10-12-75 at Cincinnati
39. 118	22	Sam Cunningham	10-24-76 at Buffalo
39. 118	17	Ron Burton	9-16-62 vs. Houston
41. 116	12	Horace Ivory	11-18-79 vs. Baltimore
41. 116	10	Larry Garron	10-22-61 vs. Buffalo
43. 115	26	Craig James	12-8-85 vs. Detroit
44. 113	21	Sam Cunningham	11-17-74 vs. NY Jets
44. 113	20	Jim Nance	10-15-67 vs. Miami
44. 113	16	Don Calhoun	12-21-80 at New Orleans
44. 113	15	Horace Ivory	10-22-78 vs. Miami
48. 112	19	Craig James	11-22-84 at Dallas
49. 111	19	Jim Nance	12-8-68 at Miami
49. 111	15	Carl Garrett	10-10-71 vs. NY Jets
51. 109	27	Andy Johnson	9-18-78 vs. Baltimore
51. 109	24	Jim Nance	12-4-66 vs. Buffalo
51. 109	22	Don Calhoun	11-21-76 at NY Jets
51. 109	18	Jim Nance	11-26-67 at Houston
51. 109	17	Jim Nance	11-9-69 vs. Miami
56. 108	26	Jim Nance	11-5-67 vs. Houston



<b>Yds.</b>	<b>Att.</b>	<b>Name</b>	<b>Game</b>
56. 108	25	Jim Nance	10-23-66 vs. San Diego
56. 108	23	Josh Ashton	10-1-72 vs. Washington
56. 108	14	Craig James	11-24-85 at NY Jets
60. 107	22	Jim Nance	11-20-66 at Kansas City
60. 107	20	Tony Collins	9-16-84 vs. Seattle
60. 107	17	Larry Garron	12-8-63 at Houston
63. 106	21	Sam Cunningham	9-19-76 vs. Miami
63. 106	19	Don Calhoun	11-23-80 vs. Baltimore
65. 105	23	Sam Cunningham	9-18-77 vs. Kansas City
65. 105	22	Craig James	1-12-86 at Miami*
65. 105	11	Dick Christy	11-11-60 vs. NY Titans
68. 104	25	John Stephens	11-6-88 vs. Miami
68. 104	23	Craig James	1-5-86 at LA Raiders*
68. 104	22	Jim Nance	11-13-66 vs. Houston
71. 103	32	Tony Collins	12-19-82 at Seattle
71. 103	22	Tony Collins	10-25-81 at Washington
71. 103	21	Andy Johnson	10-26-75 vs. San Francisco
71. 103	15	Don Calhoun	12-7-75 vs. NY Jets
71. 103	7	Steve Grogan	10-18-76 vs. NY Jets
76. 101	31	Sam Cunningham	10-9-77 vs. Seattle
76. 101	21	Sam Cunningham	10-3-76 vs. Oakland
78. 100	22	Mark van Eeghen	12-19-82 at Seattle
78. 100	21	Tony Collins	11-6-83 vs. Buffalo
78. 100	19	Sam Cunningham	11-23-75 at Buffalo
78. 100	17	Vagas Ferguson	11-23-80 vs. Baltimore
78. 100	6	Robert Weathers	9-4-83 vs. Baltimore

Accomplished 82 times: Nance 17, Cunningham 11, C. James 9, Calhoun 8, Collins 8, Stephens 5, Johnson 4, Garron 3, Ivory 3, Burton 2, C. Garrett 2, Ashton 1, Christy 1, Ferguson 1, J.D. Garrett 1, Grogan 1, Herron 1, LeBlanc 1, Tatupu 1, van Eeghen 1, R. Weathers 1.

### **100 YARDS RECEIVING** **(\*Playoff Game)**

<b>Yds.</b>	<b>Rec.</b>	<b>Name</b>	<b>Game</b>
1. 182	5	Stanley Morgan	11-8-81 vs. Miami
2. 170	5	Stanley Morgan	11-26-78 at Indianapolis
3. 167	8	Art Graham	11-6-64 vs. Houston
4. 162	7	Stanley Morgan	10-12-86 vs. NY Jets
5. 161	7	Stanley Morgan	9-21-86 vs. Seattle
6. 158	5	Stanley Morgan	11-4-79 at Buffalo
6. 158	3	Ron Sellers	12-14-69 at Houston
8. 156	6	Art Graham	10-5-63 at NY Jets
9. 151	5	Stanley Morgan	10-28-79 at Baltimore
10. 149	10	Tony Romeo	11-17-63 vs. Kansas City
10. 149	6	Randy Vataha	12-7-75 vs. NY Jets
12. 148	8	Stanley Morgan	12-22-86 at Miami
13. 147	7	Gino Cappelletti	10-31-64 at NY Jets
13. 147	5	Harold Jackson	12-16-79 vs. Minnesota
15. 146	5	Gino Cappelletti	12-18-65 vs. Houston
15. 146	6	Stanley Morgan	11-1-87 vs. LA Raiders
17. 142	4	Jim Colclough	10-6-62 vs. NY Titans
17. 142	4	Stanley Morgan	11-30-80 at San Francisco
19. 141	7	Stanley Morgan	1-2-83 vs. Buffalo
19. 141	3	Stanley Morgan	11-22-81 at Buffalo
21. 140	6	Stanley Morgan	10-6-85 at Cleveland
21. 140	4	Aaron Marsh	9-22-68 vs. NY Jets
23. 139	7	Don Hasselbeck	10-11-81 at NY Jets
23. 139	6	Russ Francis	9-26-76 at Pittsburgh
25. 137	9	Jim Colclough	11-17-63 vs. Kansas City
26. 136	9	Stanley Morgan	10-9-83 at Indianapolis
27. 134	11	Art Graham	11-20-66 at Kansas City
27. 134	6	Jim Colclough	12-20-64 vs. Buffalo
27. 134	6	Jim Whalen	10-15-67 vs. Miami
30. 132	6	Irving Fryar	10-13-85 vs. Buffalo
31. 131	6	Gino Cappelletti	10-13-61 vs. Houston
32. 130	7	Stanley Morgan	12-5-82 at Chicago
33. 129	7	Randy Vataha	12-5-71 vs. Miami
33. 129	6	Stanley Morgan	12-9-79 at NY Jets
35. 127	6	Harold Jackson	10-19-80 at Baltimore
35. 127	4	Stanley Morgan	12-26-82 at Pittsburgh
35. 127	3	Jim Colclough	11-30-62 vs. NY Titans
38. 126	5	Harold Jackson	9-27-81 at Pittsburgh
38. 126	5	Russ Francis	9-24-78 at Oakland
38. 126	3	Irving Fryar	10-12-86 vs. NY Jets
41. 125	7	Russ Francis	11-23-75 at Buffalo
41. 125	6	Stanley Morgan	10-5-86 vs. Miami
41. 125	3	Stanley Morgan	9-18-78 vs. Baltimore
44. 124	7	Harold Jackson	9-3-78 vs. Washington
44. 124	5	Dick Christy	11-4-60 vs. Oakland
44. 124	5	Stanley Morgan	11-29-79 at Miami
44. 124	4	Ron Sellers	11-2-69 vs. Houston
48. 123	7	Jim Colclough	9-16-61 vs. Denver
48. 123	5	Jim Colclough	11-11-62 at Denver
48. 123	5	Joe Johnson	11-25-60 vs. Houston
51. 122	8	Stanley Morgan	11-4-84 at Denver
51. 122	5	Stanley Morgan	11-28-82 vs. Houston
51. 122	4	Jim Whalen	12-17-67 at Miami
51. 122	3	Irving Fryar	10-30-88 vs. Chicago
55. 121	8	Darryl Stingley	10-30-77 vs. NY Jets
55. 121	8	Stanley Morgan	12-14-86 vs. San Francisco

55.	121	4	Stanley Morgan	12-22-85 vs. Cincinnati
55.	121	4	Tony Romeo	9-21-62 vs. Denver
55.	121	3	Harold Jackson	9-9-79 vs. NY Jets
60.	120	7	Stanley Morgan	11-10-85 vs. Indianapolis
61.	118	7	Stanley Morgan	11-16-86 at LA Rams
61.	118	5	Harold Jackson	10-29-78 vs. NY Jets
61.	118	4	Stanley Morgan	10-4-81 vs. Kansas City
61.	118	3	Gino Cappelletti	11-13-66 vs. Houston
65.	116	9	Art Graham	9-9-67 at San Diego
65.	116	7	Stanley Morgan	9-7-86 vs. Indianapolis
65.	116	4	Darryl Stingley	10-23-77 vs. Baltimore
68.	114	4	Jim Colclough	11-7-65 vs. Buffalo
68.	114	3	Stanley Morgan	10-21-84 vs. Miami
70.	113	6	Larry Garron	12-11-66 at Houston
70.	113	2	Jim Whalen	10-27-68 at NY Jets
72.	112	5	Don Hasselbeck	10-25-81 at Washington
72.	112	3	Jim Colclough	12-17-67 at Miami
74.	111	8	Gino Cappelletti	12-18-66 at NY Jets
74.	111	6	Don Hasselbeck	9-6-81 vs. Baltimore
76.	110	6	Jim Colclough	10-18-63 vs. Denver
76.	110	6	Irving Fryar	9-21-86 vs. Seattle
78.	109	6	Tony Collins	10-27-85 vs. Buffalo
78.	109	3	Jim Whalen	10-24-65 at Oakland
80.	108	6	Billy Lott	10-22-61 vs. Buffalo
80.	108	5	Reggie Rucker	11-18-73 vs. Green Bay
80.	108	5	Ron Sellers	10-4-70 vs. Baltimore
80.	108	2	Stanley Morgan	9-21-80 at Seattle
80.	108	2	Stephen Starring	9-25-83 at Pittsburgh
85.	107	7	Randy Vataha	10-24-71 at Dallas
85.	107	6	Irving Fryar	11-1-87 vs. LA Raiders
85.	107	5	Stanley Morgan	12-7-86 vs. Cincinnati
88.	106	4	Harold Jackson	10-1-78 vs. San Diego
88.	106	2	Larry Garron	10-23-66 vs. San Diego
90.	105	5	Harold Jackson	11-29-79 at Miami
90.	105	3	Stephen Starring	9-2-84 at Buffalo
92.	104	8	Stanley Morgan	9-11-86 at NY Jets
92.	104	8	Derrick Ramsey	11-18-84 at Indianapolis
92.	104	3	Stanley Morgan	10-8-78 vs. Philadelphia
92.	104	3	Art Graham	11-29-64 at Houston
96.	103	7	Gino Cappelletti	11-3-62 at Buffalo
96.	103	7	Reggie Rucker	10-8-72 at Buffalo
96.	103	6	Andy Johnson	12-21-75 at Baltimore
99.	102	7	Stanley Morgan	10-25-87 at Indianapolis
99.	102	5	Ron Sellers	10-25-70 at Baltimore
99.	102	5	Stephen Starring	9-7-86 vs. Indianapolis
99.	102	5	Stanley Morgan	11-22-87 vs. Indianapolis
99.	102	3	Stanley Morgan	10-14-84 vs. Cincinnati
99.	102	3	Stanley Morgan	9-7-80 vs. Cleveland
99.	102	3	Stanley Morgan	9-9-79 vs. NY Jets
99.	102	3	Ron Sellers	12-7-69 at San Diego
107.	101	6	Gino Cappelletti	10-9-64 vs. San Diego
107.	101	5	Stanley Morgan	12-9-84 at Philadelphia
107.	101	5	Ron Sellers	11-23-69 vs. Buffalo
110.	100	11	Tony Collins	11-29-87 vs. Philadelphia
110.	100	6	Bob Adams	12-9-73 at Buffalo
110.	100	4	Randy Vataha	12-19-71 at Baltimore
110.	100	3	Don Calhoun	12-14-75 vs. Buffalo
110.	100	3	Stanley Morgan	1-4-87 at Denver*

Accomplished 114 times: Morgan (38 regular season, 1 playoffs), Colclough (9), Jackson (8) and Cappelletti (7) lead the list.

### 300 YARDS PASSING

Yds.	Att.	Comp.	Name	Games
1. 414	45	26	Tony Eason	9-21-86 vs. Seattle
2. 402	53	34	Tom Ramsey	11-29-87 vs. Philadelphia
3. 401	42	23	Steve Grogan	10-12-86 vs. NY Jets
4. 400	47	25	Babe Parilli	10-16-64 vs. Oakland
5. 379	38	21	Babe Parilli	12-18-66 at NY Jets
6. 375	52	36	Tony Eason	11-16-86 at LA Rams
7. 374	39	25	Steve Grogan	11-10-80 at Houston
8. 365	46	25	Steve Grogan	11-23-75 at Buffalo
9. 355	40	23	Steve Grogan	11-8-81 vs. Miami
10. 354	45	25	Babe Parilli	11-17-63 vs. Kansas City
10. 354	42	28	Tony Eason	9-30-84 at NY Jets
12. 350	35	19	Steve Grogan	11-4-79 at Buffalo
12. 350	39	21	Steve Grogan	11-29-79 at Miami
14. 348	32	18	Jim Plunkett	11-18-73 vs. Green Bay
15. 333	36	20	Babe Parilli	11-29-64 at Houston
16. 331	31	21	Babe Parilli	10-18-63 vs. Denver
17. 330	30	19	Steve Grogan	10-11-81 at NY Jets
18. 325	42	22	Matt Cavanaugh	9-27-81 at Pittsburgh
19. 317	36	15	Steve Grogan	10-28-79 at Baltimore
20. 315	18	13	Steve Grogan	9-9-79 vs. NY Jets
21. 313	29	19	Tony Eason	10-21-84 vs. Miami
21. 313	38	21	Tony Eason	11-4-84 at Denver
23. 306	30	17	Steve Grogan	10-25-81 at Washington
24. 304	38	18	Tom Yewcic	10-5-63 at NY Jets
24. 304	28	20	Tony Eason	10-6-85 at Cleveland

Accomplished 25 times: Grogan 10, Eason 6, Parilli 5, Cavanaugh 1, Plunkett 1, Ramsey 1, Yewcic 1.

# PATRIOTS' ALL-TIME LEADERS

NOTE: Players listed in caps were active in 1988.

## TOP 10 RUSHERS (Based On Rushing Yardage)

Name	Years	No.	Yds.	Avg.	LG	TD
1. Sam Cunningham	(1973-79, 81-82)	1,385	5,453	3.9	75t	43
2. Jim Nance	(1965-71)	1,323	5,323	4.0	65t	45
3. Tony Collins	(1981-87)	1,191	4,647	3.9	54	32
4. Don Calhoun	(1975-81)	820	3,391	4.1	73	23
5. Larry Garron	(1960-68)	763	2,981	3.9	85t	14
6. CRAIG JAMES	(1984-)	585	2,469	4.2	73	11
7. MOSI TATUPU	(1978-)	585	2,321	4.0	55	18
8. Carl Garrett	(1969-72)	537	2,235	4.2	80t	15
9. STEVE GROGAN	(1975-)	432	2,150	5.0	49t	35
10. Andy Johnson	(1974-82)	491	2,017	4.1	69t	13

## TOP 10 PASSERS (Based On Passing Yardage)

Name	Years	Att.	Comp.	Yds.	Pct.	TD	Int.
1. STEVE GROGAN	(1975-)	3,240	1,696	24,574	52.3	169	191
2. Babe Parilli	(1961-67)	2,413	1,140	16,747	47.2	132	138
3. TONY EASON	(1983-)	1,395	819	9,971	58.7	57	44
4. Jim Plunkett	(1971-75)	1,503	729	9,932	48.5	62	87
5. Mike Taliaferro	(1968-70)	680	305	3,920	44.9	27	44
6. Butch Songin	(1960-61)	604	285	3,905	47.2	36	24
7. Matt Cavanaugh	(1978-82)	385	206	3,018	53.5	19	23
8. Tom Yewcic	(1961-66)	206	87	1,374	42.2	12	12
9. DOUG FLUTIE	(1987-)	204	107	1,349	52.5	9	10
10. Tom Sherman	(1968-69)	226	90	1,199	39.8	12	16

## TOP 10 RECEIVERS (Based On Number Of Receptions)

Name	Years	No.	Yds.	Avg.	LG	TD
1. STANLEY MORGAN	(1977- )	506	9,866	19.5	76t	64
2. Gino Cappelletti	(1960-70)	292	4,589	15.7	63t	42
3. Jim Colclough	(1960-68)	283	5,001	17.7	78t	39
4. Tony Collins	(1981-87)	261	2,356	9.0	49	12
5. Sam Cunningham	(1973-79, 81-82)	210	1,905	9.1	41	6
6. RUSS FRANCIS	(1975-80, 87- )	207	3,157	15.3	53	28
7. Art Graham	(1963-68)	199	3,107	15.6	80t	20
8. Larry Garron	(1960-68)	185	2,502	13.5	92	26
9. Randy Vataha	(1971-76)	178	3,055	17.2	88t	23
10. Andy Johnson	(1974-82)	161	1,807	11.2	53	9

## TOP 10 SCORERS (Based On Total Points)

Name	Years	TD	TDR	TDP	RET	FG	PAT	TP
1. Gino Cappelletti	(1960-70)	42	0	42	0	176	342	1,130
2. John Smith	(1974-83)	0	0	0	0	128	308	692
3. Tony Franklin	(1984-87)	0	0	0	0	93	163	442
4. STANLEY MORGAN	(1977- )	65	0	64	1	0	0	390
5. Sam Cunningham	(1973-79, 81-82)	49	43	6	0	0	0	294
6. Jim Nance	(1965-71)	46	45	1	0	0	0	276
7. Tony Collins	(1981-87)	44	32	12	0	0	0	264
8. Larry Garron	(1960-68)	42	14	26	2	0	0	252
9. Jim Colclough	(1960-68)	39	0	39	0	0	0	238
10. STEVE GROGAN	(1975- )	36	35	0	1	0	0	216

## TOP 10 INTERCEPTORS (Based On Number Of Interceptions)

Name	Years	No.	Yds.	Avg.	LG	TD
1. RAYMOND CLAYBORN	(1977- )	35	555	15.9	85	1
2. Ron Hall	(1961-67)	29	476	16.4	87	1
3. Mike Haynes	(1976-82)	28	393	14.0	50	1
4. ROLAND JAMES	(1980-)	27	333	12.3	46	0
5. Nick Buoniconti	(1962-68)	24	223	9.3	41	0
6. FRED MARION	(1982-)	21	388	18.5	83	1
Don Webb	(1961-70)	21	366	17.4	59	2
8. RONNIE LIPPETT	(1984-)	18	299	16.6	58	2
Ron Bolton	(1972-75)	18	116	6.4	56	0
10. Steve Nelson	(1974-87)	17	226	13.3	37	0
Tim Fox	(1976-81)	17	215	12.7	29	0

## TOP 10 PUNT RETURNERS

(Based On Return Yardage)

Name	Years	No.	FC	Yds.	Avg.	LG	TD
1. IRVING FRYAR	(1984-)	164	55	1,805	11.0	85t	3
2. Mike Haynes	(1976-81)	111	8	1,159	10.4	89t	2
3. STANLEY MORGAN	(1977-)	92	32	960	10.4	80t	1
4. Mack Herron	(1973-75)	74	14	888	12.0	66	0
5. Ricky Smith	(1982-83)	54	20	537	9.9	55	0
6. Carl Garrett	(1969-72)	43	2	487	11.3	62	0
7. ROLAND JAMES	(1980-)	42	8	400	9.5	75t	0
8. Ron Burton	(1960-65)	56	0	389	6.9	62	0
9. Bob Suci	(1963)	25	0	233	9.3	22	0
10. Billy Johnson	(1966-68)	23	9	195	8.6	52	0

## TOP 10 KICKOFF RETURNERS

(Based On Return Yardage)

Name	Years	No.	Yds.	Avg.	LG	TD
1. Larry Garron	(1960-67)	89	2,299	25.8	95t	2
2. Stephen Starring	(1983-87)	107	2,259	21.1	53	0
3. Carl Garrett	(1969-72)	92	2,251	24.5	63	0
4. Mack Herron	(1973-75)	71	1,796	25.3	92t	1
5. RAYMOND CLAYBORN	(1977-)	57	1,538	27.0	101t	3
6. Ricky Smith	(1982-84)	67	1,505	22.5	98t	1
7. Jay Cunningham	(1965-67)	64	1,372	21.4	45	0
8. Tony Collins	(1981-87)	66	1,335	20.2	46	0
9. Horace Ivory	(1978-81)	45	1,191	26.5	98t	1
10. Ron Burton	(1960-65)	46	1,119	24.3	91t	1

## TOP 10 PUNTERS

(Based On Number Of Punts)

Name	Years	No.	Yds.	Avg.	LG	BLK
1. Rich Camarillo	(1981-87)	468	19,922	42.6	76	4
2. Tom Yewcic	(1961-66)	377	14,553	38.6	70	9
3. Tom Janik	(1969-71)	243	9,516	39.2	58	1
4. Mike Patrick	(1975-78)	222	8,481	38.2	64	0
5. Terry Swanson	(1967-68)	127	5,081	40.0	62	2
6. Bruce Barnes	(1973-74)	100	3,738	37.4	53	0
7. JEFF FEAGLES	(1988-)	91	3,482	38.3	74	0
8. Eddie Hare	(1979)	83	3,038	36.6	58	1
9. Mike Hubach	(1980-81)	82	3,118	38.0	69	0
10. Pat Studstill	(1972)	75	2,859	38.1	57	1

## AFC VS. NFC 1970-88

Year	AFC	NFC	Tie
1970	12	27	1
1971	15	23	2
1972	20	19	1
1973	19	19	2
1974	23	17	0
1975	23	17	0
1976	16	12	0
1977	19	9	0
1978	31	21	0
1979	36	16	0
1980	33	19	0
1981	24	28	0
1982	15	14	1
1983	26	26	0
1984	26	26	0
1985	27	25	0
1986	26	26	0
1987	23	22	1
1988	30	22	0
Total	444	388	8

## W/L RECORD AT HOME SITES

### Regular Season Only

YEAR	SITE	GP	W	L	T	PCT.
1971-88	Schaefer/Sullivan	133	82	51	0	.617
1963-68	Fenway Park	37	15	17	5	.473
1960-62	Boston University	20	12	7	1	.625
1963-64, 67-69	Boston College	10	5	5	0	.500
1962, 70	Harvard University	8	2	6	0	.250
1968	Birmingham	1	0	1	0	.000
1967	San Diego	1	0	0	1	.500
Totals		210	116	87	7	.569

# PATRIOTS' ALL-TIME ROSTER

**NOTE: The following list includes players who have been active for at least one regular season game in each season noted.**

Acks, Ron (LB), Illinois	1972-73	Carwell, Larry (DB), Iowa St.	1969-72
Adams, Bob (TE), Pacific	1973-74	Cash, Rick (DT), N.E. Missouri	1972-73
Adams, Julius (DE), Texas So	1971-77, 79-85, 87	Cavanaugh, Matt (QB), Pittsburgh	1978-82
Adams, Sam (OG), Prairie View	1972-80	Caveness, Ron (LB), Arkansas	1968-69
Addison, Tom (LB), South Carolina	1960-67	Chandler, Al (TE), Oklahoma	1976-79
Alexander, Rogers (LB), Penn St.	1987	Chandler, Edgar (LB), Georgia	1973
Allard, Don (QB), Boston College	1962	Chapple, Dave (P), Cal. (Santa Barbara)	1974
Allen, Marvin (RB), Tulane	1988	Charles, John (DB), Purdue	1967-69
Anderson, Bob (RB), Colorado	1975	Cheyunski, Jim (LB), Syracuse	1968-72
Anderson, Ralph (S), W. Texas St.	1973	Chnsty, Richard (RB), North Carolina	1960
Antwine, Houston (DT), So. Illinois	1961-71	Cindrich, Ralph (LB), Pittsburgh	1972
Armstrong, Bruce (OT), Louisville	1987-88	Clark, Allan (RB), Northern Arizona	1979-80
Ashton, Josh (RB), Tulsa	1972-74	Clark, Gail (LB), Michigan St.	1974
Atchason, Jack (OE), Western Illinois	1960	Clark, Phil (DB), Northwestern	1971
Atessiss, Bill (DE), Texas	1971	Clark, Steve (DE), Kansas St.	1981
Atkinson, Ricky (DB), S. Connecticut	1987	Clayborn, Raymond (CB), Texas	1977-88
Avezzano, Joe (OC), Florida St.	1966	Cloutier, Dave (DB), Maine	1964
Baab, Mike (C), Texas	1988	Cobbs, Duffy (DB), Penn St.	1987
Bailey, Bill (RB), Cincinnati	1969	Coffey, Wayne (WR), SW Texas St.	1987
Bain, Bill (OT), USC	1986	Cohen, Abe (OG), Chattanooga	1960
Baker, Melvin (WR), Texas Southern	1975	Colclough, Jim (WR), Boston College	1960-68
Ballou, Mike (LB), UCLA	1970	Coleman, Dennis (LB), Mississippi	1971
Banks, Willie (G), Alcorn A&M	1973	Collins, Tony (RB), East Carolina	1981-87
Barnes, Bruce (P), UCLA	1973-74	Colton, George (OT), Maryland	1987
Barnes, Pete (LB), So. University	1976-77	Condon, Tom (OG), Boston College	1985
Barnes, Rodrigo (LB), Rice	1974-75	Conn, Dick (S), Georgia	1975-79
Baty, Greg (TE), Stanford	1986-87	Corbett, Steve (OG), Boston College	1975
Beach, Walter (DB), Central Mich.	1960-61	Corcoran, Jim (QB), Maryland	1968
Beaudoin, Doug (S), Minnesota	1976-79	Corsetti, Rico (LB), Bates	1987
Beer, Tom (TE), Houston	1970-72	Costict, Ray (LB), Miss St.	1977-79
Bell, Bill (K), Kansas	1973	Cowan, Larry (RB), Jackson St.	1982
Bellino, Joe (RB), Navy	1965-67	Crabtree, Eric (WR), Pittsburgh	1971
Bennett, Phil (LB), Miami	1960	Crawford, Jim (RB), Wyoming	1960-64
Benson, Mike (WR), S. Connecticut	1987	Creswell, Smiley (DE), Michigan St.	1985
Benson, Thomas (LB), Oklahoma	1988	Cross, Bob (OT), Kilgore Jr. Col.	1960
Berger, Ron (DE), Wayne State	1969-72	Crouthamel, Jake (RB), Dartmouth	1960
Beverly, Randy (DB), Colorado St.	1970-71	Crow, Albert (DT), William & Mary	1960
Bianchini, Frank (RB), Hofstra	1987	Crump, George (DE), East Carolina	1982-83
Biscaha, Joe (OE), Richmond	1960	Crump, Harry (RB), Boston College	1963
Bishop, Richard (NT), Louisville	1976-81	Cryder, Bob (OG), Alabama	1978-83
Black, Mel (LB), Eastern Illinois	1986-87	Cudzik, Walt (OC), Purdue	1960-63
Blackmon, Don (LB), Tulsa	1981-87	Cunningham, Jay (DB), Bwl. Gm	1965-67
Blahak, Joe (CB), Nebraska	1976	Cunningham, Sam (RB), USC	73-79, 81-82
Blanchard, Dick (LB), Tulsa	1972	Currier, Bill (DB), So. Carolina	1980
Blanks, Sid (RB), Texas A&I	1969-70	Cusick, Pete (NT), Ohio St.	1975
Bleier, Bob (QB), Richmond	1987	Damkroger, Maury (LB), Nebraska	1974
Bolton, Ron (DB), Norfolk St.	1972-75	Danenhauer, Bill (DE), Emporia	1960
Boudreaux, Jim (DE), Louis. Tech	1966-68	Davis, Elgin (RB), Cent. Florida	1987-88
Bowman, Jim (S), C. Michigan	1985-88	Davis, Jack (OG), Maryland	1960
Boyd, Greg (S), Arizona	1973	Dawson, Bill (LB-TE-DE), Florida St.	1965
Boyd, Greg (DE), San Diego St.	1977-78	Dawson, Lin (TE), N.C. State	1981-88
Bradshaw, Morris (WR), Ohio St.	1982	Dee, Bob (DE), Holy Cross	1960-67
Bramlett, John (LB), Memphis St.	1969-70	Delucca, Gerry (OT), Mid. Tenn. St.	1960-64
Briscoe, Marlin (WR), Nebraska (Omaha)	1976	Dimitroff, Tom (QB), Miami (O)	1960
Brock, Pete (C), Colorado	1976-87	Disenzo, Tony (OT), Michigan St.	1960
Brown, Barry (TE-LB), Florida	1969-70	Doig, Steve (LB), New Hampshire	1986-87
Brown, Bill E. (LB), Syracuse	1960	Dombroski, Paul (DB), Linfield	1981-84
Brown, Preston (WR), Vanderbilt	1980, 1982	Donnalley, Kevin (DB), N. Dakota St.	1981
Brown, Sidney (CB), Oklahoma	1978	Dorsey, Nate (DE), Mississippi Val.	1973
Brown, Vincent (LB), Miss. Valley	1988	Dowling, Brian (DB), Yale	1972-73
Browning, Dave (DE), Washington	1983	Dressler, Doug (RB), Chico St.	1975
Brune, Fred (DB), Ohio St.	1960-62	Dukes, Mike (LB), Clemson	1964-65
Bryant, Hubie (WR), Minnesota	1971-72	DuLac, Bill (OG), Eastern Mich.	1974-75
Buben, Mark (DL), Tufts	1979, 1981	Dumler, Doug (OC), Nebraska	1973-75
Bugenhagen, Gary (OT-G), Syracuse	1969-70	Dupard, Reggie (RB), SMU	1986-88
Buoniconti, Nick (LB), Notre Dame	1962-68	Durko, Sandy (S), USC	1973-74
Burks, Steve (WR), Arkansas State	1975-77	Eason, Tony (QB), Illinois	1983-88
Burton, Ron (RB), Northwestern	1960-65	Edmonds, Randy (LB), Geo. Tech	1971
Byrd, Dennis (DT), North Carolina St.	1968	Eisenhauer, Larry (DE), Boston College	1962-69
Cagle, John (DT-LB-G), Clemson St.	1969	Falcon, Terry (OG), Montana	1978-79
Calhoun, Don (RB), Kansas St.	1975-81	Fairchild, Paul (OG), Kansas	1984-88
Camarillo, Rich (P), Washington	1981-87	Farmer, Lon (LB), Chattanooga	1964-66
Canale, Justin (OG), Mississippi St.	1965-68	Farrell, Sean (OG), Penn St.	1987-88
Canale, Whit (DE), Tennessee	1968	Feacher, Ricky (WR), Miss. Val. St.	1976
Cappadona, Bob (RB), Northeastern	1966-67	Feagles, Jeff (P), Miami (FL)	1988
Cappelletti, Gino (WR-K-DB), Minn.	1960-70	Feldhausen, Paul (OT), Northland	1968-69
Carey, Brian (WR), American Int.	1987	Felt, Dick (DB), Brigham Young	1962-66
Carter, Allen (RB), USC	1975-76		
Carter Kent (LB), USC	1974		



Ferguson, Vagas (RB), Notre Dame	1980-82	Ivory, Horace (RB), Oklahoma	1977-81
Flick, Tom (QB), Washington	1982	Jackson, Harold (WR), Jackson St.	1978-81, 87
Flutie, Doug (QB), Boston College	1987-88	Jackson, Honor (DB), Pacific	1972-73
Foreman, Chuck (RB), Miami (FL)	1980	Jacobs, Harry (DE-LB), Bradley	1960-62
Forte, Ike (RB), Arkansas	1967-77	Jacobs, Ray (DT), Howard Payne	1969
Foster, Will (LB), E. Michigan	1973-74	Jagielski, Harry (DT), Indiana	1960-61
Fox, Tim (S), Ohio St.	1976-81	James, Craig (RB), SMU	1984-88
Frain, Todd (TE), Nebraska	1987	James, Roland (SS), Tennessee	1980-88
Francis, Russ (TE), Oregon	1975-80, 87-88	Janik, Tom (DB-P), Texas A&I	1969-71
Franklin, Arnold (TE), N. Carolina	1987	Jarvis, Ray (WR), Norfolk St.	1979
Franklin, Tony (K), Texas A&M	1984-87	Jenkins, Ed (RB), Holy Cross	1974
Fraser, Jim (LB-P), Wisconsin	1966	Johnson, Andy (RB), Georgia	1974-76, 78-81
Frazier, Charley (WR), Texas So.	1969-70	Johnson, Billy (DB), Nebraska	1966-69
Fryar, Irving (WR), Nebraska	1984-88	Johnson, Darryl (DB), Morgan St.	1968-71
Funchess, Tom (OT), Jack. St.	1968-70	Johnson, Ellis (RB), S.E. Louisiana	1965-66
Fussell, Tom (DE) LSU	1967	Johnson, Joe (OE), Boston College	1960-61
Gadbois, Dennis (WR), Boston Univ.	1987-88	Johnson, Preston (RB), Florida A&M	1968
Gallaher, Allen (OT), USC	1974	Johnson, Steve (TE), Virginia Tech	1988
Gamble, R.C. (RB), So. Car. St.	1968-69	Jones, Cedric (WR), Duke	1982-88
Garcia, Teddy (K), NE Louisiana	1988	Jones, Ezell (OT), Minnesota	1969-70
Gardin, Ron (WR), Arizona	1971	Jordan, Shelby (OT), Wash. (Mo.)	1975, 77-82
Garrett, Carl (RB), N. Mex. High	1969-72	Jordan, Tim (LB), Wisconsin	1987-88
Garrett, J.D. (RB), Grambling	1964-67	Kadziel, Roin (LB), Stanford	1972
Garron, Larry (RB), Western Illinois	1960-68	Kapp, Joe (QB), California	1970
Geddes, Bob (LB), UCLA	1973-75	Kecman, Dan (LB), Maryland	1970
Germany, Willie (S), Morgan St.	1976	Keeton, Durwood (S), Oklahoma	1975
Gibson, Ernest (CB), Furman	1984-88	Kerrigan, Mike (QB), Northwestern	1983-84
Gillen, John (LB), Illinois	1983	Khayat, Ed (DT), Tulane	1966
Gipson, Paul (RB), Houston	1973	Kimber, Bill (OE), Florida St.	1961
Gladieux, Bob (RB), Notre Dame	1969-72	Kiner, Steve (LB), Tennessee	1971, 73
Glenn, Vencie (DB), Indiana State	1986	King, Claude (RB), Houston	1962
Goad, Tim (NT), North Carolina	1988	King, Steve (LB), Tulsa	1973-81
Gogolak, Charlie (K), Princeton	1970-72	Klein, Dick (OT), Iowa St.	1961-62
Golden, Tim (LB), Florida	1982-84	Knief, Gayle (WR), Morningside	1970
Golic, Bob (LB), Notre Dame	1979-81	Koontz, Ed (LB), Catawba	1968
Gonzalez, Noe (RB), SW Texas St.	1974	Krakau, Merv (LB), Iowa St.	1978
Graff, Neil (QB), Wisconsin	1974-75	Kuehn, Art (OC), UCLA	1983
Graham, Art (WR), Boston College	1963-68	LaFreniere, Bill (WR), Northeastern	1987
Graham, Milt (OT), Colgate	1961-63	Larson, William (RB), Western Illinois	1960
Graves, White (DB), LSU	1965-67	Lasifer, Ike (DE), St. Augustine's	1970-71
Gray, Leon (OT), Jackson St.	1973-78	Lawson, Odell (RB), Langston	1970-71
Green, Jerry (RB), Georgia Tech	1960	LeBlanc, Michael (RB), Stephen F. Austin	1987
Greene, Tom (QB), Holy Cross	1960	Lee, John (DE), Nebraska	1981
Grogan, Steve (QB), Kansas St.	1975-88	Lee, Keith (DB), Colorado St.	1981-84
Guzik, John (NT), Ohio Univ.	1987	Lee, Robert (G), Missouri	1960
Hagen, Halvor (G-DE), Weber St.	1971-72	Lenkaitis, Bill (C), Penn St.	1971-81
Haggerty, Mike (OT-DE), Miami	1971	Leo, Bobby (WR), Harvard	1967-68
Haley, Darryl (OG), Utah	1982-84, 86	Leo, Charlie (OG), Indiana	1960-62
Hall, Ron (DB), Missouri Valley	1961-67	Lindquist, Paul (DT), New Hampshire	1961
Hamilton, Ray (DE), Oklahoma	1973-81	Lingner, Adam (OL), Illinois	1986
Hammond, Kim (QB), Florida St.	1968-70	Linne, Larry (WR), Texas-El Paso	1987
Hannah, John (OG), Alabama	1973-85	Lippett, Ronnie (DB), Miami (FL)	1983-88
Hanneman, Craig (DE), Oregon St.	1974-75	Livingston, Walt (RB), Heidelberg	1960
Hansen, Bruce (RB), Brigham Young	1987	Lofton, Oscar (OE), S.E. Louisiana	1960
Hare, Eddie (P), Tulsa	1979	Long, Charlie (OT), Chattanooga	1961-69
Harris, Marshall (DE), TCU	1983	Long, Mike (OE), Brandeis	1960
Harris, Rickie (DB), Arizona	1971-72	Lott, Billy (RB), Mississippi	1961-63
Hartley, Ken (P), Catawba	1981	Loudd, Rommie (LB), UCLA	1961-62
Hasselbeck, Don (TE), Colorado	1977-83	Loukas, Angelo (G), Northwestern	1970
Hauser, Art (DT), Xavier	1960	Lowery, Nick (K), Dartmouth	1978
Hawkins, Mike (OLB), Texas A&I	1978-81	Lunsford, Mel (DE), Central (O.) St.	1973-80
Hawthorne, Greg (WR-RB), Baylor	1984-86	Maitland, Jack (RB), Williams	1971-72
Hayman, Conway (OG), Delaware	1972	Mallory, Irvin (DB), Virginia Union	1971
Haynes, Mike (CB), Arizona St.	1976-82	Mangiero, Dino (NT), Rutgers	1987
Hendley, David (DB), S. Connecticut	1987	Mangum, John (DT), S. Mississippi	1966-67
Henke, Karl (OT), Tulsa	1969	Marion, Fred (FS), Miami (FL)	1982-88
Hennessey, Tom (DB), Holy Cross	1965-66	Marsh, Aaron (WR), Eastern KY.	1968-69
Henson, Luther (NT), Ohio St.	1982-84	Marshall, Al (WR), Boise St.	1974
Herline, Alan (P), Vanderbilt	1987	Martin, Donald (CB), Yale	1973
Herock, Ken (LB), West Virginia	1969	Martin, Sammy (WR), LSU	1988
Herron, Mack (RB), Kansas St.	1973-75	Mason, Dave (S), Nebraska	1973
Hinton, Eddie (WR), Oklahoma	1974	Massey, Jim (CB), Linfield	1974-75
Hodge, Milford (DE), Washington St.	1986-88	Mass, Wayne (OT), Miami	1972
Hoey, George (DB), Michigan	1972-73	Match, Trevor (OC), Brigham Young	1985-88
Holloway, Brian (OT), Stanford	1981-86	Matthews, Bill (LB), So. Dak. St.	1979-81
Holmes, Darryl (FS), Ft. Valley St.	1987-88	Matthews, Henry (RB), Michigan St.	1972
Holmes, Ernie (NT), Texas Southern	1978	May, Art (DE), Tuskegee	1971
Howard, Bob (CB), San Diego St.	1975-77	McAlister, James (RB/KR), UCLA	1978
Huarte, John (QB), Notre Dame	1966-67	McCabe, Jerry (LB), Holy Cross	1987
Hubach, Mike (P), Kansas	1980-81	McCall, Bob (RB), Arizona	1973
Hudson, Bill (DT), Clemson	1965	McComb, Don (DE), Bradley	1960
Hunt, Jim Lee (DT), Prairie View	1961-71	McCray, Prentice (S), Arizona St.	1974-80
Hunt, Kevin (OT), Doane	1973	McCurry, Dave (S), Iowa St.	1974
Hunt, Sam (LB), S.F. Austin	1974-79	McDougald, Doug (DE), VPI	1980
Hyland, Bob (OC), Boston College	1977	McGee, George (OT), Southern	1960
Ilg, Ray (LB), Colgate	1967-68	McGee, Tony (DE), Bishop (Tex.)	1974-81
Imhof, Martin (DE), San Diego St.	1975	McGrew, Lawrence (LB), USC	1980-88
Ingram, Brian (LB), Tennessee	1982-85		



McHale, Joe (LB), Delaware	1987	Rudolph, Jack (LB), Georgia Tech	1960-65
McKay, Bob (OT), Texas	1976-78	Ruth, Mike (NT), Boston College	1986-87
McKinnon, Don (LB), Dartmouth	1963-64	Sacco, Frank (LB), Fordham	1987
McMahon, Art (DB), N. Carolina St.	1968-72	Sanders, John (S), South Dakota	1974-76
McQuay, Leon (RB), Tampa	1975	Sandham, Todd (OG), Northeastern	1987
McSwain, Chuck (RB), Clemson	1987	Sanford, Rick (FS), South Carolina	1979-84
McSwain, Rod (CB), Clemson	1984-88	Saranovitz, Brian (OG), New Hampshire	1987
Meixler, Ed (LB), Boston University	1965	Sardisco, Tony (OG), Tulane	1960-62
Mildren, Jack (S), Oklahoma	1974	Satcher, Doug (LB), S. Mississippi	1966-68
Miller, Al (RB), Boston College	1960	Sawyer, Jon (CB), Cincinnati	1987
Miller, Dan (K), Miami, Fl.	1982	Scarpito, Bob (WR-P), Notre Dame	1968
Mirich, Rex (DT), Northern Arizona	1970	Schaum, Greg (DE), Michigan St.	1978
Mitchell, Leroy (DB), Texas Southern	1967-68	Schmidt, Bob (OT), Minnesota	1964
Montler, Mike (OT), Colorado	1969-72	Schottenheimer, Marty (LB), Pittsbrgh	1969-70
Moore, Arthur (DT), Tulsa	1973-77	Schubert, Eric (K), Pittsburgh	1987
Moore, Greg (LB), Tenn.-Chattanooga	1987	Schubert, Steve (WR), Massachusetts	1974
Moore, Leroy (DE), Ft. Valley St.	1961-62	Schwedes, Gerhard (RB), Syracuse	1960-61
Moore, Steve (OT), Tenn. St.	1983-87	Scott, Clarence (DB), Morgan St.	1969-72
Morgan, Stanley (WR), Tennessee	1977-88	Scott, Willie (TE), South Carolina	1986-88
Momss, Guy (OC), Texas Christian	1984-87	Sealby, Randy (LB), Missouri	1987
Morris, Jon (OC), Holy Cross	1964-74	Sellers, Ron (WR), Florida St.	1969-71
Mosier, John (TE), Kansas	1973	Shegog, Ron (SS), Austin Peay	1987
Moss, Roland (TE), Toledo	1971	Sherman, Tom (QB-DB), Penn St.	1968-69
Murphy, Bill (WR), Cornell	1968	Shiner, Dick (QB), Maryland	1973-74
Nance, Jim (RB), Syracuse	1965-71	Shoate, Rod (LB), Oklahoma	1975-81
Naposki, Eric (LB), Connecticut	1988	Shonta, Chuck (DB), E. Michigan	1960-67
Neighbors, Billy (OG), Alabama	1962-65	Simerson, John (OT), Purdue	1961
Nelson, Edmund (DE), Auburn	1988	Sims, Kenneth (DE), Texas	1982-88
Nelson, Steve (LB), N. Dakota St.	1974-87	Singer, Carl (OT), Purdue	1966-68
Neumann, Tom (RB), Northern Michigan	1963	Smith, Connell (DE), Southern Univ	1973-74
Neville, Tommy (OT), Mississippi	1965-77	Smith, Hal (DT), UCLA	1960
Nichols, Bob (TE), Boston University	1967-68	Smith, John (K), Southampton (Eng.)	1974-83
Oakes, Don (OT), Virginia Tech	1963-68	Smith, Ricky (DB), Alabama St.	1982-84
O'Hanley, Ross (DB), Boston College	1960-65	Snyder, Al (WR), Holy Cross	1964
Osley, Willie (CB), Illinois	1974	Solitis, Bob (DB), Minnesota	1960-61
Outlaw, John (DB), Jackson St.	1969-72	Songin, Ed (Butch) (QB), B.C.	1960-61
Owen, Tom (QB), Wichita St.	1976-81	Spears, Ron (DE), San Diego St.	1982-83
Owens, Dennis (NT), N. Carolina St.	1982-86	Starring, Stephen (WR), McNeese	1983-87
Parilli, Babe (QB), Kentucky	1961-67	Staurowsky, Jason (K), Tulsa	1988
Patrick, Mike (P), Mississippi St.	1975-78	Steinford, Fred (K), Boston College	1983
Patton, Jerry (DE), Nebraska	1975	Stenger, Brian (LB), Notre Dame	1973
Pennywell, Carlos (WR), Grambling	1978-81	Stephens, John (RB), Northwestern (La.) St.	1988
Peoples, George (RB), Auburn	1983	Stephens, Tom (DB-TE), Syracuse	1960-64
Perkins, Willis (OG), Texas Southern	1961	Stingley, Darryl (WR), Purdue	1973-77
Perryman, Robert (RB), Michigan	1987-88	St. Jean, Lennie (OG), N. Michigan	1964-73
Peterson, Joe (CB), Nevada-Reno	1987	Stokes, Eric (C-G), Northeastern	1987
Philpott, Ed (LB), Miami (O)	1967-71	Stolberg, Eric (WR), Indiana	1971
Phillips, Jess (RB), Michigan St.	1976-77	Striegall, Bill (LB), College of Pacific	1960
Pickering, Clay (WR), Maine	1987	Studstill, Pat (P), Houston	1972
Plunkett, Art (OT), UNLV	1985, 87	Sturt, Fred (G), Bowling Green	1976-78
Plunkett, Jim (QB), Stanford	1971-75	Suci, Bob (DB), Michigan St.	1963
Pope, Ken (CB), Oklahoma	1974	Swanson, Terry (P), Massachusetts	1967-68
Porell, Tom (NT), Boston College	1987	Sweet, Joe (WR), Tennessee St.	1974
Porter, Willie (DB), Texas Southern	1968	Sykes, Alfred (WR), Florida A&M	1971
Posey, David (K), Florida	1978	Taliaferro, Mike (QB), Illinois	1968-71
Prestridge, Luke (P), Baylor	1984	Tanner, John (LB-DE), Tenn. Tech	1973-74
Price, Kenny (LB), Iowa	1971	Tarver, John (RB), Colorado	1972-74
Profit, Eugene (DB), Yale	1986-88	Tatupu, Mosi (RB), USC	1978-88
Pruett, Perry (DB), North Texas St.	1971	Taylor, Greg (RB), Virginia	1982
Puetz, Garry (OG), Valparaiso	1979-81	Thomas, Ben (DE), Auburn	1985
Purvis, Vic (WR), S. Mississippi	1966-67	Thomas, Donnie (LB), Indiana	1976
Pyne, George (OT), Olivet	1965	Thomas, Gene (RB), Florida A&M	1968
Rademacher, Bill (WR), N. Mich. St.	1969-70	Tippett, Andre (LB), Iowa	1982-88
Ramsey, Derrick (TE), Kentucky	1983-85	Tipton, Dave (NT), Western Illinois	1975-76
Ramsey, Tom (QB), UCLA	1985-88	Toler, Ken (WR), Mississippi	1981-82
Ratkowski, Ray (RB), Notre Dame	1961	Toner, Ed (DT), Massachusetts	1967-70
Ray, Eddie (RB-P), LSU	1970	Towns, Bobby (DB), Georgia	1961
Reed, Benton (DE), Mississippi	1987	Trull, Don (QB), Baylor	1967
Rehder, Tom (OT), Notre Dame	1988	Turner, Bake (WR), Texas Tech	1970
Reilly, Kevin (LB), Villanova	1975	Turner, Bill (DE), Boston College	1987
Rembert, Johnny (LB), Clemson	1983-88	Twombly, Darren (C), Boston College	1987
Reynolds, Bob (OT), Bowling Green	1972-73	Van Eeghen, Mark (RB), Colgate	1982-83
Reynolds, Ed (LB), Virginia	1983-88	Vataha, Randy (WR), Stanford	1971-76
Reynolds, Tom (WR), San Diego St.	1972	Veris, Garin (DE), Stanford	1985-88
Richardson, Al (DE), Grambling	1960	Villa, Danny (OT), Arizona St.	1987-88
Richardson, Jesse (DT), Alabama	1962-64	Virkus, Scott (DE), San Fran. City Col.	1984
Richardson, Tom (WR), Jackson St.	1969-70	Walker, Mike (K), None	1972
Robinson, Bo (RB), W. Texas St.	1984	Washington, Clyde (DB), Purdue	1960-61
Robinson, Greg (OT), Sacramento St.	1987	Washington, Mark (CB), Morgan St.	1979
Robinson, Rex (K), Georgia	1982	Watson, Dave (G), Georgia Tech	1963-64
Robotti, Frank (LB-RB), Boston College	1961	Weathers, Clarence (WR), Delaware St.	1983-84
Rogers, Doug (DE), Stanford	1984	Weathers, Robt. (RB), Arizona St.	1982-86
Romaniszyn, Jim (LB), Edinboro St. (PA)	1976	Webb, Don (DB), Iowa St.	1961-71
Romeo, Tony (TE), Florida St.	1962-67	Webster, George (LB), Michigan St.	1974-76
Romine, Al (DB), Florence St.	1961	Weisacosky, Ed (LB), Miami	1971-72
Rowe, Dave (DT), Penn St.	1971-73	Weishuhn, Clayton (LB), Angelo St.	1982-84, 86
Rucker, Reggie (WR), Boston Univ	1971-74		

Welch, Claxton (RB), Oregon . . . . .	1973	Williams, Perry (CB), Clemson . . . . .	1987
Wells, Billy (RB), Michigan St. . . . .	1960	Williams, Toby (DE), Nebraska . . . . .	1983-88
West, Mel (DB), Missouri . . . . .	1961	Wilson, Darrell (DB), Conn. . . . .	1981
Westbrook, Don (WR), Nebraska . . . . .	1977-81	Wilson, Ed (QB), Arizona St. . . . .	1965
Whalen, Jim (TE), Boston College . . . . .	1965-69	Wilson, Darryal (WR), Tennessee . . . . .	1983
Wheeler, Dwight (OT), Tennessee St. . . . .	1978-83	Wilson, Jerrel (P), S. Mississippi . . . . .	1978
White, Harvey (QB), Clemson . . . . .	1960	Wilson, Joe (RB), Holy Cross . . . . .	1974
White, Jeff (K-P), Texas El Paso . . . . .	1973	Windsor, Bob (TE), Kentucky . . . . .	1972-75
White, Jim (DE), Colorado St. . . . .	1972	Wirgowski, Dennis (DE), Purdue . . . . .	1970-72
Whittingham, Fred (LB), California Poly . . . . .	1970	Witt, Mel (DT), Arlington State . . . . .	1967-70
Whitten, Todd (QB), Stephen F. Austin . . . . .	1987	Woods, Carl (RB), Vanderbilt . . . . .	1987
Wichard, Murray (DE), Frostburg St. . . . .	1987	Wooten, Ron (OG), N. Carolina . . . . .	1982-88
Wilburn, Steve (DE), Illinois St. . . . .	1987	Wright, Elmo (WR), Houston . . . . .	1975
William, J.R. (LB-C), La. Tech . . . . .	1968-70	Yates, Bob (OT-G-C), Syracuse . . . . .	1960-65
Williams, Brent (DE), Toledo . . . . .	1986-88	Yewcic, Tom (P-QB), Michigan St. . . . .	1961-66
Williams, Brian (TE), Southern . . . . .	1982		
Williams, Brooks (TE), N. Carolina . . . . .	1983	Zabel, Steve (LB), Oklahoma . . . . .	1975-78
Williams, Derwin (WR), New Mexico . . . . .	1985-87	Zamberlin, John (LB), Pac. Lutheran . . . . .	1979-82
Williams, Ed (LB), Texas . . . . .	1984-87	Zendejas, Joaquin (K), LaVerne (CA) . . . . .	1983
Williams, Jon (RB), Penn St. . . . .	1984		
Williams, Lester (NT), Miami (FL) . . . . .	1982-85		

## ATTENDANCE-REGULAR SEASON

Year	Home Games	Att.	Away Games	Att.	Total
1960	7	118,260	7	110,316	228,576
1961	7	115,610	7	129,984	245,594
1962	7	150,626	7	170,983	321,609
1963	7	169,870	7	143,936	313,806
1964	7	199,652	7	175,246	374,898
1965	7	143,098	7	245,485	388,583
1966	7	190,138	7	240,668	430,806
1967(a)	6	138,861	8	287,279	426,140
1968(a)	6	127,267	8	318,396	445,663
1969	7	149,412	7	284,587	433,999
1970	7	245,537	7	361,842	607,379
1971	7	411,109	7	383,143	794,252
1972	7	526,993	7	402,159	929,152
1973	7	410,443	7	416,805	827,248
1974	7	420,903	7	411,595	832,498
1975	7	411,490	7	379,112	790,602
1976	7	378,994	7	387,432	766,426
1977	7	415,959	7	399,419	815,378
1978	8	478,978	8	455,679	934,657
1979	8	478,987	8	502,492	981,479
1980	8	458,283	8	442,001	900,284
1981	8	414,741	8	413,073	827,814
1982	4	149,188	5	231,781	380,969
1983	8	370,958	8	416,024	786,982
1984	8	392,275	8	468,464	860,739
1985	8	438,817	8	458,341	897,158
1986	8	477,688	8	537,779	1,015,467
1987	8	374,302	7	431,739	806,041
1988	8	438,627	8	400,372	838,999
Totals	208	9,097,066	212	10,006,132	19,203,198

### POST SEASON GAMES

1963	—	—	2	64,314	64,314
1976	—	—	1	54,037	54,037
1978	1	61,297	—	—	61,297
1982 (1-2-83)	—	—	1	68,842	68,842
1985	—	—	4	308,690	308,690
1986	—	—	1	76,105	76,105
Totals	1	61,297	9	571,988	633,285
Grand Totals	209	9,158,363	221	10,578,120	19,836,483

(a) One home game rescheduled and played away from home.

# ALL-TIME PATRIOTS' PLAYER DRAFT

## 1989

1. Hart Lee Dykes, 16, (WR) Oklahoma State; 2. Eric Coleman, 43, (DB) Wyoming; 3a. Marv Cook, 63, (TE) Iowa (choice from Tampa Bay for Stephen Starring trade of 1988); 3b. Chris Gannon, 73, (DE) S. W. Louisiana; 4a. Maurice Hurst, 96, (DB) Southern (from Washington for Patriots fifth-round pick of 1988); 4b. Michael Timpson, 100, (WR) Penn State; 5. (127th pick, sent to Green Bay through Cleveland as part of 1988 trade for Mike Baab); 6. Eric Mitchel, 166, (RB) Oklahoma (Patriots traded their 6th round, 157th pick, for Raiders' 6th round pick, 166, and NE gains Raiders' 8th round, 224th pick); 7a. Eric Lindstrom, 178, (LB) Boston College (from Raiders as part of Brian Holloway trade of 1987); 7b. (sent to San Diego for Thomas Benson trade of 1988); 8a. Rodney Rice, 211, (DB) Brigham Young; 8b. Tony Zackery, 224, (DB) Washington (from Raiders as part of draft-day trade exchanging 6th round picks; originally San Francisco's pick); 9a. Darron Norris, 241, (RB) Texas; 9b. Curtis Wilson, 248, (OC) Missouri (from Minnesota for Patriots' 11th-round pick of 1988); 10. Emanuel McNeil, 268, (NT) Tennessee-Martin; 11. Tony Hinz, 295, (FB) Harvard; 12. Aaron Chubb, 325, (LB) Georgia.

## 1988

1. John Stephens, 17, (RB) Northwestern (La.) State; 2. Vincent Brown, 43, (LB) Mississippi Valley State; 3. Tom Rehder, 69, (T) Notre Dame; 4a. Tim Goad, 87, (NT) North Carolina (from Tampa Bay in exchange for NE's 1987 fifth-round pick); 4b. Sammy Martin, 97, (WR/KR) LSU (from Minnesota in 1987 trade for QB Rich Gannon); 4c. Teddy Garcia, 100, (K) Northeast Louisiana; 5. Troy Wolkow, 115, (G) Minnesota; 5b. Patriots selection #127 traded to Washington in exchange for Redskins' fourth-round choice in 1989; 6. Steve Johnson, 154, (TE) Virginia Tech; 7. Darryl Usher, 181, (WR/KR) Illinois; 8. Patriots selection #236 to Chicago as part of QB Doug Flutie trade; 9. Neil Galbraith, 240, (CB) Central (Oklahoma) State; 10. Rodney Lossow, 267, (C) Wisconsin (from L.A. Raiders as part of 1987 trade for OT Brian Holloway); 11. Marvin Allen, 294, (RB) Tulane; 11b. Patriots selection #296 traded to Minnesota in exchange for Vikings' ninth-round choice in 1989; 12. Dave Nugent, 321, (NT) Boston College.

## 1987

1. Bruce Armstrong, 23, (OT), Louisville; 2. Patriots' selection 51 overall traded to Tampa Bay as part of OT-OG Sean Farrell trade (also 7th and 9th round picks); 3a. Bob Perryman, 79, (RB), Michigan; 3b. Patriots trade 81 overall and 10th round pick, 275 overall, to LA Raiders for Raiders' two fourth round picks, 98 and 102 overall; 81 overall pick originally from Washington for WR Ricky Sanders trade; 4a. Rich Gannon, 98, (QB-RB), Delaware; 4b. Derrick Beasley, 102, (DB), Winston-Salem; 4c. Tim Jordan, 107, (LB), Wisconsin; 5a. Danny Villa, 113, (OT), Arizona State (choice from San Diego for DB Vencie Glenn trade); 5b. Tom Gibson, 116, (DE), Northern Arizona (choice from Tampa Bay for Patriots' 6th round pick in 1986); 6. Gene Taylor, 163, (WR), Fresno State; 7. Patriots' selection 191 overall traded to Tampa Bay as part of Sean Farrell trade; 8. Patriots' selection 219 overall traded to Kansas City for TE Willie Scott; 9. Patriots' selection 247 overall traded to Tampa Bay as part of OT-OG Sean Farrell trade; 10. Patriots' selection, 275 overall, and 3rd round pick, 81 overall, traded to LA Raiders for two fourth round picks, 98 and 102 overall; 11. Carlos Reveiz, 302, (K), Tennessee; 12. Elgin Davis, 330, (RB), Central Florida.

## 1986

1. Reggie Dupard, 26, (RB) Southern Methodist; 2a. Mike Ruth, 42 (NT), Boston College (choice from Seattle as part of Bob Cryder trade of 1984); 2b. Vencie Glenn, 54, (DB) Indiana State; 3. Patriots' selection 81 overall forfeited; 4. Scott Gieselman, 109, (TE) Boston College; 5. Greg Robinson, 137, (OG/OT), Sacramento State; 6. Patriots' selection 164 overall traded to Tampa Bay for Buccaneers' fifth-round pick in 1987; 7a. Ray McDonald, 187, (WR), Florida (choice from San Francisco as part of Matt Cavanaugh trade of 1983); 7b. Brent Williams, 193, (DE) Toledo; 8. Greg Baty, 220, (TE) Stanford; 9. George Colton, 248, (OG) Maryland; 10. Cletis Jones, 276, (RB) Florida State; 11. Gene Thomas, 303, (WR), University of Pacific; 12. Don McAulay, 330, (K) Syracuse.

## 1985

1. Patriots' selection 16 overall traded to San Francisco; 1. Trevor Matich, 28, (OC) BYU (choice from San Francisco); 2a. Garin Veris, 48, (DE) Stanford; 2b. Jim Bowman, 52, (DB) Central Michigan (choice from LA Raiders part of Mike Haynes deal of 1983); 2c. Ben Thomas, 56, (DE) Auburn (choice from San Francisco); 3. Patriots' selection to San Francisco; 3. Audrey McMillian, 84, (DB) Houston (choice from San Francisco); 4a. Tom Toth, 102, (OT) Western Michigan; 4b. Gerard Phelan, 108, (WR) Boston College (choice from LA Raiders part of Shelby Jordan deal of 1983) 5. Choice to Cincinnati as part of WR Irving Fryar tradeup deal of 1984; 6. Choice to Philadelphia as part of K Tony Franklin deal of 1984; 7a. Choice to LA Raiders as part of the Mike Haynes deal of 1983; 7b. Choice to LA Raiders; 8a. Choice to Atlanta for DB Rod McSwain (1984); 8b. Miford Hodge, 224, (DE) Washington State (choice from San Francisco part of Matt Cavanaugh deal of 1983); 9. Choice to Pittsburgh for RB/WR Greg Hawthorne (1984); 10. Choice to Denver for P Luke Prestridge (1984); 11. Paul Lewis, 296, (RB) Boston University; 12. Tony Mumford, 328, (RB) Penn State.

## 1984

1. Irving Fryar, 1, (WR) Nebraska; 2. Ed Williams, 43, (LB) Texas; 3. Jonathan Williams, 70, (RB) Penn State; 5. Paul Fairchild, 124, (OG) Kansas; 6. Ernest Gibson, 151, (DB) Furman; 7a. Bruce Kallmeyer, 184, (K) Kansas; 7b. Derwin Williams, 192, (WR) New Mexico; 8. James Keyton, 211, (OT) Arizona State; 9a. Scott Bolan, 238, (OT) Northern Illinois; 9b. David Windham, 251, (LB), Jackson State; 11. Charlie Flager, 292, (OG) Washington State; 12. Harper Howell, 319, (TE), UCLA. **SUPPLEMENTAL DRAFT:** 1. Ricky Sanders, 16 (WR) Southwest Texas State; 2. Eric Jordan, 43, (RB) Purdue; 3. Walter Lewis, 70, (QB) Alabama.

## 1983

1. Tony Eason, 15, (QB) Illinois. 2. Darryal Wilson, 47, (WR) Tennessee. 3a. Stephan Starring, 74, (WR) McNeese State. 3b. Steve Moore, 80, (OG/OT) Tennessee State (choice from San Diego in FS Tim Fox trade). 4. Johnny Rembert, 101, (LB) Clemson. 5a. Smiley Creswell, 118, (DE) Michigan State (choice from Chicago in LB Rod Shoate trade). 5b. Darryl Lewis, 128, (TE) Texas-Arlington. 6. Mike Bass, 155, (K) Illinois. 7. Craig James, 187, (RB) SMU/Washington-USFL. 8. Ronnie Lippett, 214, (DB) Miami (FL). 9a. Ricky Williams, 233, (RB) Langston (choice from New Orleans). 9b. Mark Keel, 240, (TE) Arizona/Arizona-USFL. 10a. James Williams, 264, (TE) Wyoming (choice from NY Giants in LB Bill Matthews trade). 10b. Toby Williams, 265, (DE) Nebraska (choice from New Orleans). 10c. Tom Ramsey, 267, (QB) UCLA/Los Angeles-USFL. 11a. Steve Parker, 292, (WR/KR) Abilene Christian (choice from New Orleans). 11b. Calvin Eason, 294, (DB) Houston. 12a. Waddell Kelly, 319, (RB) Arkansas State (choice from New Orleans). 12b. Andy Ekem, 326, (OT) Missouri.

## 1982

1a. Ken Sims, 1 (DE) Texas. 1b. Lester Williams, 27, (DT) Miami (FL) (choice from San Francisco in TE Russ Francis deal). 2. own choice (29th overall) traded to San Francisco. 2a. Robert Weathers, 40, (RB) Arizona State (choice from San Diego in FS Tim Fox deal.) 2b. Andre Tippett, 41, (LB) Iowa (choice from San Francisco). 2c. Darryl Haley, 55, (OT) Utah (choice from San Francisco). 3a. Cedric Jones, 56, (WR/KR) Duke. 3b. Clayton Weishuhn, 60, (LB) Angelo State (choice from Seattle for RB Horace Ivory). 4a. George Crump, 85, (DE) East Carolina. 4b. Brian Ingram, 111, (LB) Tennessee (choice from San Francisco in TE Russ Francis deal). 5. Fred Marion, 112, (DB) Miami (FL). 6. Ricky Smith, 141, (DB) Alabama State. 7. Jeff Roberts, 168, (LB) Tulane. 8. Ken Collins, 197, (LB) Washington State. 9. Kelvin Murdock, 224, (WR) Troy State. 10. Brian Clark, 253, (K) Florida. 11a. used to select WR Chy Davidson of Rhode Island in 1981 supplemental draft. 11b. Steve Sandon, 296, (QB) Northern Iowa (choice from NY Giants for DB Bill Currier). 12. Greg Taylor, 308, (WR/KR) Virginia.

## 1981

1. Brian Holloway, 19, (OT) Stanford. 2. Tony Collins, 47, (RB/KR) East Carolina. 3. choice to Minnesota for RB Chuck Foreman. 4. Don Blackmon, 102, (LB) Tulsa. 5. Steve Clark, 130, (DE) Kansas State. 6. Ron Wooten, 157, (OG) North Carolina. 7. Ken Toler, 185, (WR) Mississippi. 8a. Ken Naber, 194, (P) Stanford (choice from New Orleans for OG Sam Adams). 8b. Lin Dawson, 212, (TE) North Carolina State. 9. choice to Detroit for LB Ed O'Neill. 10. choice to Cleveland for DE Ernest Pirce. 11. Brian Buckley, 295, (QB) Harvard. 12. Cris Crissy, 323, (DB/KR) Princeton.

## 1980

1a. Roland James, 14, (DB), Tennessee. 1b. Vagas Ferguson, 25, (RB), Notre Dame (choice from Houston in OT Leon Gray deal). 2. Larry McGrew, 45, (LB) USC. 3. Steve McMichael, 73, (DT) Texas. 4. choice to Los Angeles in WR Harold Jackson deal. 5. Doug McDougald, 124, (DE), VPI. 6a. choice to Cleveland for DE Mike St. Clair. 6b. Preston Brown, 160, (WR/KR) Vanderbilt (choice from Houston in OT Leon Gray deal). 7. Tom Kearns, 180, (OG) Kentucky. 8. Mike House, 208, (TE) Pacific. 9. Barry Burget, 235, (LB) Oklahoma. 10. Tom Daniel, 266, (OC) Georgia Tech. 11. Mike Hubach, 293, (P) Kansas. 12. Jimmy Jordan, 320, (QB) Florida State.

## 1979

1. Rick Sanford, 25, (DB) South Carolina. 2. Bob Golic, 52, (LB) Notre Dame. 3. (Choice to Los Angeles) in WR Harold Jackson deal.) 4. Eddie Hare, 106, (P) Tulsa. 5. John Zamberlin, 135, (LB) Pacific Lutheran. 6. (Choice to Pittsburgh). 7a. Judson Flint, 177, (DB) Memphis State (choice from Washington). 7b. choice forfeited. 8. Randy Love, 216, (RB) Houston. 9. John Spagnola, 245, (TE) Yale. 10. Martin Cox, 270, (WR) Vanderbilt (choice from Denver); Allan Clark, 271, (RB) Northern Arizona. 11. (Choice to Washington). 12. (Choice to Detroit).

## 1978

1. Bob Cryder, 18 (G) Alabama. 2. Matt Cavanaugh, 50, (QB) Pittsburgh. 3. Carlos Pennywell, 77, (WR) Grambling. 4. Dwight Wheeler, 102, (T) Tennessee State. 5. Bill Matthews 129, (LB) South Dakota State. 6. Kern Coleman, 156, (LB) Mississippi. 7. Mike Hawkins, 188, (LB) Texas A&I. 8a. Terry Falcon, 198, (G) Montana (choice from Buffalo through Philadelphia); 8b. Mosi Tatupu, 215, (RB) Southern California. 9. Tim Petersen, 242, (LB) Arizona State. 10. Bryan Ferguson, 269, (DB) Miami. 11. Charlie Williams 296, (LB) Florida. 12. John Gibney, 328, (C) Colgate.

## 1977

1a. Raymond Clayborn, 16, (DB) Texas (choice from San Francisco); 1b. Stanley Morgan, 25, (WR) Tennessee. 2a. Horace Ivory, 44, (RB) Oklahoma (choice from San Francisco); 2b. Don Hasselbeck, 52, (TE) Colorado. 3. Sidney Brown, 82, (DB) Oklahoma. 4. Gerald Skinner, 109, (T) Arkansas. 5. (Choice to St. Louis). 6. (Choice to Houston). 7. Ken Smith, 192, (WR) Arkansas-Pine Bluff. 8. Brad Benson, 219, (G) Penn State. 9. Jerry Vogeles, 249, (LB) Michigan. 10a. John Rasmussen, 276, (T) Wisconsin; 10b. Giles Alexander, 279, (DE) Tulsa (choice from Oakland). 11. Ray Costick, 303, (LB) Mississippi State. 12. Dave Preston, 333, (RB) Bowling Green.

## 1976

1a. Mike Haynes, 5, (DB) Arizona State; 1b. Pete Brock, 12, (C) Colorado (choice from San Francisco); 1c. Tim Fox, 21, (DB) Ohio State (choice from Houston through San Francisco). 2. Ike Forte, 35, (RB) Arkansas. 3. (Choice to Chicago). 4. (Choice to Cleveland through Philadelphia). 5. (Choice to San Diego). 6. (Choice to New York Giants); 6b. Greg Boyd, 170, (DE) San Diego State. 7. (Choice to Cincinnati); Perry Brooks, 202, (DT) Southern (choice from Houston). 8. (Choice to Philadelphia); Stu Betts, 235, (RB) Northern Michigan (choice from Minnesota). 9. Doug Beaudoin, 243, (DB) Minnesota. 10. Ricky Feacher, 270, (WR) Miss. Valley. 11. Donnie Thomas, 298, (LB) Indiana. 12. Nathaniel Bell, 325, (DT) Tulane. 13. James Jones, 352, (DB) Central Michigan. 14. David Quehl, 382, (WR) Holy Cross. 15. Bernard Coleman, 409, (WR) Bethune-Cookman. 16. Clifford Brown, 436, (DT) Tuskegee. 17. Todd Anderson, 465, (C) Stanford.

## 1975

1. Russ Francis, 16, (TE) Oregon. 2. Rod Shoate, 41, (LB) Oklahoma. 3. Pete Cusick, 66, (DT) Ohio State. 4. Allen Carter, 86, (RB) So. California (choice from San Diego through Cleveland); Steve Burks, 91, (WR) Arkansas State. 5. Steve Grogan, 116, (QB) Kansas State; Steve Freeman, 117, (DB) Mississippi St. (choice from Philadelphia). 6. (Choice to Detroit). 7. Lawrence Williams, 172, (WR) Texas Tech. 8. (Choice to Chicago). 9. (Choice to Pittsburgh). 10. (Choice to Pittsburgh). 11. Rene Garnett, 272, (DB) Idaho State. 12. Matt Kendon, 297, (DT) Idaho State; Conredge Holloway, 306, (QB-DB) Tennessee (choice from Washington). 13. Joe Harvey, 328, (DE) Northern Michigan. 14. Tom Gossom, 353, (WR) Auburn. 15. Don Clayton, 378, (RB) Murray State. 16. Kerry Marbury, 403, (RB) West Virginia. 17. Myke Horton, 428, (T) UCLA.

## 1974

1. (Choice to San Francisco). 2. Steve Corbett, 30, (G) Boston College (choice from Chicago); Steve Nelson, 34, (LB) North Dakota State. 3. (Choice to Chicago through Washington). 4. (Choice to Cincinnati). 5. Andy Johnson, 113, (RB) Georgia; Charlie Battle, 124, (LB-DE) Grambling (choice from Washington through New Orleans). 6. (Choice to Baltimore); Chuck Ramsey, 141, (P) Wake Forest (choice from Philadelphia). 7. (Choice to Pittsburgh); Maury Darnkroger, 178, (LB) Nebraska (choice from Washington). 8. (choice to Chicago). 9a. Ed McCartney, 209, (TE) Northeast Oklahoma (from Houston); 9b. (choice to Washington). 10. (Choice to Pittsburgh). 11. Archie Gibson, 268, (RB) Utah State. 12. Eddie Foster, 296, (T) Oklahoma. 13. Phil Benett, 321, (RB) Boston College. 14. Cecil Bowens, 346, (RB) Kentucky. 15. Sam Hunt, 374, (LB) Stephen F. Austin. 16. Lucious Selmon, 399, (DT) Oklahoma. 17. Gary Hudson, 424, (DB) Boston College.



## 1973

1. John Hannah, 4, (G) Alabama; Sam Cunningham, 11, (RB) So. California (choice from Los Angeles); Darryl Stingley, 19, (WR) Purdue (choice from Chicago). 2. (Choice to Cleveland through N.Y. Giants). 3. Brad Dusek, 56, (DB) Texas A&M; Charles Davis, 79, (RB) Alcorn A&M (choice from Dallas). 4. Allen Gallaher, 82, (T) So. California. 5. Doug Dumler, 193, (C) Nebraska. 6. (Choice to New Orleans). 7. (Choice to Miami). 8. Isaac Brown, 185, (RB) W. Kentucky. 9. David Callaway, 212, (T) Texas A&M. 10. Dan Ruster, 238, (DB) Oklahoma. 11. Homer May, 264, (TE) Texas A&M. 12. Bruce Barnes 290 (P) UCLA. 13. Alan Lowry, 316, (DB) Texas. 14. Raymond Hamilton, 342, (LB) Oklahoma. 15. Conde Pugh, 358, (DB) Norfolk State. 16. Mike Kutter, 394, (DE) Concordia. 17. Eddie McAshan, 418, (QB-DB) Georgia Tech.

## 1972

1. (Choice to Minnesota as compensation for Joe Kapp). 1-b. Choice from Los Angeles for Phil Olsen sent to NY Giants in trade for Fred Dryer. 2. (Choice to Dallas); Tom Reynolds, 49, (WR) San Diego State (choice from Kansas City). 3. (Choice to Dallas); Jim White, 73, (DE) Colorado State U. (choice from Washington through Los Angeles). 4. (Choice to Dallas). 5. (Choice to Baltimore); Ron Bolton, 124, (DB) Norfolk State (choice from Oakland). 6. (Choice to Atlanta through New York Giants). 7. Clark Hoss, 165, (TE) Oregon State; John Tarver, 165, (RB) Colorado (choice from San Diego). 8. Steve Beyrle, 195, (G) Kansas State. 9. Mike Kelson, 220, (T) Arkansas. 10. Mel Caraway, 245, (DB) N.E. Oklahoma. 11. Rodney Cason, 269, (T) Angelo State. 12. Steve Booras, 295, (DE) Mesa J.C. 13. Sam Elmore, 325, (DB) E. Michigan. 14. Ed Rideout, 350, (WR) Boston College. 15. Joel Kilmek, 375, (TE) Pittsburgh. 16. Eric Dahl, 400, (DB) San Jose State. 17. Junior Ah You, 425, (LB) Arizona State.

## 1971

1. Jim Plunkett, 1, (QB) Stanford. 2. Julius Adams, 27, (DT) Texas Southern. 3. (Choice to Buffalo through Oakland). 4. (Choice to Denver). 5. Tim Kelly, 105, (LB) Notre Dame. 6. David Hardt, 131, (TE) Kentucky. 7. (Choice to Oakland). 8. (Choice to Buffalo). 9. Josh Ashton, 209, (RB) Tulsa. 10. Layne McDowell, 235, (T) Iowa. 11. Dan Schneiss, 251, (TE) Nebraska. 12. John Rodman, 287, (T) Northwestern. 13. Lewis Swain, 313, (DB) Alabama A&M. 14. Alfred Sykes, 339, (WR) Florida A&M. 15. Nick McGarry, 365, (TE) Massachusetts. 16. Jim Zikmund, 391, (DB) Kearney State. 17. Ronald Leigh, 417, (DE) Elizabeth City St.

## 1970

1. Phil Olsen, 4, (DT) Utah State. 2. (Choice to Houston). 3. Mike Ballou, 56, (LB) UCLA. 4. Eddie Ray, 83, (DB) LSU. 5. Bob Olson, 107, (LB) Notre Dame (choice from Miami); (choice to New York Jets). 6. (Choice to Buffalo). 7. Odell Lawson, 160, (RB) Langston, Okla. 8. (Choice to New York Jets). 9. Dennis Wirgowski, 212, (DE) Purdue. 10. Henry Brown, 239, (K-WR) Missouri. 11. Dennis Bramlett, 264, (T) Texas-B Paso. 12. Greg Roero, 291, (DT) New Mex. Highlands. 13. Ronnie Shelley, 316, (DB) Troy State. 14. Garvie Craw, 343, (RB-TE) Michigan. 15. Kent Schoolfield, 368, (WR) Florida A&M. 16. Otis McDaniel, 395, (DE) Tuskegee. 17. Joe Killingsworth, 420, (WR) Oklahoma.

## 1969

1. Ron Sellers 6, (SE) Florida State. 2. Mike Montler 32, (G) Colorado. 3. Carl Garrett, 58, (RB) N.M. Highlands. 4. (Choice to Denver through Kansas City). 5. Onree Jackson, 110, (QB) Alabama A&M. 6. (Choice to Oakland). 7. Rick Hackley, 162, (T) New Mexico State. 8. Bob Gladieux, 188, (RB) Notre Dame. 9. Steve Alexakos, 209 (G-LB) San Jose State (Choice from Buffalo); Joe Walker, 214, (DE) Albany State. 10. Dennis Devlin, 240, (DB) Wyoming. 11. Barry Gallup 266, (SE) Boston College. 12. Richard Lee 292, (DT) Grambling. 13. Joe Leasey, 318, (LB) Alcorn A&M. 14. John Cagle, 344, (LB) Clemson. 15. Brant Conley, 370, (RB-P) Tulsa. 16. Jim Vuono, 396, (LB) Adams State. 17. George Muse, 472, (LB-DB) Grambling.

## 1968

1. Dennis Byrd, 6, (DT) North Carolina State. 2. Tom Funchess, 32, (T) Jackson State. 3. Aaron Marsh, 60, (FL) Eastern Kentucky. 4. R.C. Gamble, 88, (RB) South Carolina State. 5. Jim Smithberger, 116, (DB) Notre Dame. 6. (Choice to Cincinnati). 7. John Schneider, 170, (QB) Toledo. 8. Daryl Johnson, 197, (DB) Morgan State. 9. (Choice to Houston). 10. John Outlaw, 249, (DB) Jackson State. 11. Paul Feldhausen, 278, (T) North land, Wis. 12. James Cheyunski, 305, (LB) Syracuse. 13. Max Huber, 332, (T) Brigham Young. 14. Henry McKay, 358, (E) Guilford. 15. Art McMahan, 385, (DB) No. Carolina State. 16. Charles Fulton, 413, (RB) Tennessee. 17. Ed Koontz, 440, (LB) Catawba.

## 1967

1. John Charles, 21, (DB) Purdue. 2. (Choice to Kansas City). 3. (Choice to New York Jets). 4. Ed Philpott, 101, (DE) Miami (Ohio). 5. Melvin Witt, 128, (DE) Arlington State. 6. Ron Medlen, 154, (DE) SMU. 7. Robert Leo, 180, (HB) Harvard. 8. Tom Fussell, 206, (DT) LSU. 9. Charlie Thornhill, 232, (DB) Michigan State. 10. John Runnels, 257, (LB) Penn State. 11. Leroy Mitchell, 283, (FL) Texas Southern. 12. Dave Davis, 310, (T) Harvard. 13. Ray Ilg, 336, (LB) Colgate. 14. Bobby Beard, 361, (LB) Auburn. 15. Tom Follard, 388, (LB) Mississippi State. 16. Dik Nocera, 414, (HB) Southern Conn. 17. Bobby Nichols, 440, (TE) Boston University.

## 1966

1. Karl Singer, (T) Purdue; Willie Townnes, (T) Tulsa. 2. Jim Boudreaux, (T) La. Tech; Ken Avery, (LB) Miss. Southern. 3. Harold Lucas, (T) Mich. State; Ed Toner, (G) U. Massachusetts. 4. (Choice to New York); Heath Wingate, (T) Bowling Green. 5. John Mangum, (T) Miss. Southern; Ray Perkins, (E) Alabama. 6. Dan Irby, (T) Louis. Tech.; Joe Avezzano, (G) Florida State. 7. Jim Battles, (T) Southern U.; Brent Caston (DB) Mississippi. 8. Sam Montgomery, (DB) Southern; Tom Schaefer, (RB) Chattanooga. 9. Doug Satcher, (LB) Southern; Jack White, (QB) Penn State. 10. Dennis Brewster, (T) BYU; Bob Ellis, (HB) Massachusetts. 11. (Choice to New York); Jay Marion, (DB) Wyoming. 12. Dick Fugere, (LB) Cincinnati. 13. Tom Carr, (FB) Bates St. 14. Bob Hall, (DB) Brown. 15. Billy Laird, (QB) La. Tech. 16. Buddy Owens, (G) Michigan State. 17. Dick Capp, (DE) Boston College. 18. John Pincavage, (E-DB) Virginia. 19. Joe Novogratz, (G) Pittsburgh. 20. Paul Soule, (HB) Bowdoin.

## 1965

1. Jerry Rush, (T) Michigan State; Dave McCormick, (T) LSU. 2. (Choice to Houston); Bob Kowlowski, (T) Virginia. 3. Jim Whalen, (E) Boston College; Bob Cappadonna, (FB) Northeastern. 4. Ellis Johnson, (HB) S.E. Louisiana; Dick Arrington, (G) Notre Dame. 5. Corwyn Aldredge, (E) N.W. Louisiana; Dennis Smith, (DE) Cincinnati. 6. Justin Canale, (G) Mississippi State; Billy Ezell, (DB) LSU. 7. Tom Neville, (T) Mississippi State; John Hankinson, (QB) Minnesota. 8. Fred Brown, (E) Miami; Beau Colle, (DB) LSU. 9. Bob Malone, (T) Louisiana Tech.; Charles Brown, (T) Tulsa. 10. (Choice to Buffalo); Dave Hettema, (T) New Mexico. 11. John Frechette, (T) Boston College; Roy Schmidt, (G) Long Beach State. 12. Jim Weatherly, (DB) Mississippi; Leon Stanridge, (E) San Diego State. 13. Charlie Green, (QB) Wittenberg. 14. Jay Cunningham, (HB) Bowling Green. 15. Ted Rodosevitch, (G) Cincinnati. 16. George Pyne, (T) Olivet. 17. White Graves, (DB) LSU; Dave Lee, (E) Louisiana Tech. 18. Ed Meixler, (LB) Boston University. 19. Jim Nance (FB) Syracuse. 20. Fred Fugazzi, (FB) Missouri Valley.

## 1964

1. Jack Concannon, (QB) Boston College. 2. Jim Kelly, (E) Notre Dame. 3. (Choice to Denver). 4. Jon Morris, (E) Holy Cross. 5. (Choice to San Diego). 6. Jim Mazurek, (G) Syracuse. 7. T.W. Alley, (T) William & Mary. 8. J.D. Garrett, (HB) Grambling; Roger Lalonde, (T) Muskingum. 9. Lennie St. Jean, (E) N. Michigan. 10. (Choice to Buffalo). 11. Jim Barrett, (HB) Boston College. 12. (Choice to Kansas City). 13. Joe Scarpati, (DB) N. Carolina State. 14. Jim Wilson, (T) Georgia. 15. Tony Gibbons (T) John Carroll. 16. Pete Pedro, (HB) West Texas State. 17. Gary Wood, (QB-HB) Cornell. 18. Joe Tiller, (T) Montana State. 19. Bill Dawson, (E) Florida State. 20. Lonnie Farmer, (LB) Chattanooga. 21. Tony Lawrence, (T) Bowling Green. 22. Dave Archer, (T) Syracuse. 23. Dave Humenick, (T) Notre Dame. 24. Larry Bartolameci, (T) West Virginia. 25. Bryan Generalovich, (E) Pittsburgh. 26. Dick Niglio, (HB) Yale.

## 1963

1. Art Graham, (E) Boston College. 2. LeRoy Jordan, (C) Alabama. 3. Bob Vogel, (T) Ohio State. 4. Bob Reynolds, (T) Bowling Green. 5. Lou Cioci, (G) Boston College. 6. Sam Silas, (T) Southern Illinois. 7. Dick Williamson (E) Alabama. 8. Rod Foster, (G) Ohio State. 9. Jim Simon, (E) Miami. 10. Don McKinnon, (C) Dartmouth. 11. Dave Hayes, (FB) Penn State (choice from Houston); Dave Watson, (G) Georgia Tech. 12. Bill Gambrell, (HB) South Carolina (choice from Buffalo); Tim Gauntner, (HB) John Carroll. 13a. Dave Adams, (T) Arkansas. 13b. Ralph Ferrissi, (FB) So. Connecticut. 14. Whaley Hall, (T) Mississippi. 15. Bob Dentel, (C) Miami. 16. Wes Bryant, (T) Arkansas. 17. Tom Neumann, (HB) Michigan. 18. Dave O'Brien, (T) Boston College. 19. Pat McCarthy, (QB) Holy Cross. 20. Jim Bradshaw, (HB) Chattanooga. 21. Gary Sherman, (HB) Bowling Green. 22. Nate Craddock, (FB) Parsons. 23. Al Snyder, (HB) Holy Cross. 24. Dick Schultz, (T) Ohio. 25. Dennis Gaubatz, (G) Louisiana State U. 26. Jim Tullis, (HB) Florida A&M. 27. Dave Adams, (T) Arkansas. 28. Ron Whaley, (HB) Chattanooga. 29. Dock Kelly, (G) Georgia.

## 1962

1. Gary Collins, (E) Maryland. 2. LeRoy Jackson, (HB) W. Illinois. 3. Sherwyn Thorson, (G) Iowa. 4. (Choice to Houston). 5. (Choice to Dallas). 6. Bill Neighbors, (T) Alabama. 7. John Schopf, (T) Michigan. 8. Benny McRae, (HB) Michigan. 9. Bill Triplett, (FB) Miami, Ohio. 10. John Knight, (HB) Valparaiso. 11. (Choice to Buffalo). 12. (Choice to Oakland). 13. Nick Buoniconti, (G) Notre Dame. 14. Chas. Sieminski, (T) Penn State. 15. Gerry Goerlitz, N. Michigan. 16. Ken Byers, (G) Cincinnati. 17. Scott Maentz, (E) Michigan. 18. Tom Chandler, (T) Florida A&M. 19. Ron Myers, (E) Villanova. 20. Tom Neck, (HB) LSU. 11. John Traynham, (HB) VMI. 22. Bob Asack, (T) Columbia. 23. Walt Crate, (HB) Penn Military. 24. Don Christman, (C) Richmond. 25. Bob Stern, (C) Richmond. 26. Jim Feld, (QB) LSU. 27. Al Gursky, (QB) Penn State. 28. Charles Dickerson, (T) Illinois. 29. Julius Fincke, (T) McNeese State. 30. John L. Finn, (T) Louisville. 31. Mike Ingram, (G) Ohio State. 32. Charles Taylor, (HB) Mississippi. 33. Steve Jastrzembki, (E) Pittsburgh. 34. Ray Lardani, (T) Miami (Fla.).

## 1961

1. Tommy Mason, (HB) Tulane. 2. Rip Hawkins, (C) North Carolina. 3. Danny LaRose, (E) Missouri. 4. Mike Zeno, (G) Virginia Tech. 5. Fran Tarkenton, (QB) Georgia. 6. Larry Eisenhauer, (T) Boston College. 7. Paul Terhes, (QB) Bucknell. 8. Charles Long, (G) Chattanooga. 9. Roland Lakes, (C) Wichita. 10. Richard Mueller, (E) Kentucky. 11. Mel West, (HB) Missouri. 12. Wayne Harris, (C) Arkansas. 13. Dan Underwood, (T) McNeese State. 14. James Wright, (QB) Memphis State. 15. (Choice to Dallas). 16. George Balthazar, (T) Tennessee A&I. 17. Ray Ratkowski, (HB) Notre Dame. 18. Tom Rodgers, (HB) Kentucky. 19. Joe Bellino, (HB) Navy. 20. Clarence Childs, (HB) Florida A&M. 21. Dan Oakes, (G) VPI. 22. Bob Johnson, (E) Michigan. 23. Darrel DeDecker, (C) Illinois. 24. Don Webb, (HB) Iowa State. 25. Robert Minihiene, (T) Boston University. 26. Charles Granger, (T) Southern U. (La.). 27. Terry Huxhold, (T), Wisconsin. 28. Bryant Harvard, (QB) Auburn. 29. Ernie McMillan, (T) Illinois. 30. George Hulz, (T) Mississippi Southern.

## 1960

### FIRST SELECTIONS:

Buddy Allen, (HB) Utah State; Ron Burton, (HB) Northwestern; Dale Chamberlain, (FB) Miami, O.; Henry Christopher, (E) SMU; Dan Colchicco, (E) San Jose State; Jack Cummings, (QB) North Carolina State; James Davis, (C) Oklahoma; Sarafine Fazio, (C) Pittsburgh; Max Fugler, (C) LSU; Jim Gardner, (T) Duke; James Goodyear, (T-G) Wake Forest; Dave Harris, (HB) Kansas; Al Henderson, (T) Colorado State; James Hickman, (T-G) Penn State; Robert Krantz, (FB) Penn State; Joe Kulbacki, (HB) Purdue; Dee Mackey, (E) E. Texas St.; Leon Manley (G) W. Texas St. Cliff Manning (T-G) Hardin-Simmons; Pete Manning, (E) Wake Forest; Edward Mazurek, (T) Xavier; Bell Meglen, (G) Utah State; Frank Mestnik, (FB) Marquette; Ron Mix, (T) USC; Irvin Nikolai, (E) Stanford; Jim Prestel, (T) Idaho; Bob Salerno, (G) Colorado; Ger Schwedes, (HB) Syracuse; Richard Soergel, (QB) Oklahoma St.; Larry Wagner, (T) Vanderbilt; Harvey White, (QB) Clemson; Tirey Wieman, (HB) SMU; Gary Wisener, (E) Baylor.

### SECOND SELECTIONS:

1. Dave Ames (HB) Richmond; 2. James Boeke (T/G) Heidelberg; 3. Billy Brewer (QB) Ole Miss.; 4. Emanuel Congedo (T/G) Villanova; 5. Pat Dye (T/G) Georgia; 6. John Farrington (WR) Prairie View; 7. Rich Grecni (C) Ohio U.; 8. Bud Jones (WR) SMU; 9. Don Kacmarek (T/G) North Dakota; 10. John Lawrence (T/G) North Carolina St.; 11. Ron Maltory (T/G) Purdue; 12. Bobby Pate (RB) Presbyterian; 13. Jack Rudolph (LB) Georgia Tech; 14. Frank Sally (T/G) California; 15. Bob Spada (E) Duke; 16. Pete Tunney (HB) Occidental; 17. Jim Webster (HB) Marquette; 18. John Wilcox (T/G) Oregon.

## 10 LARGEST CROWDS

Date	Crowd	Results (Site)
8-14-82*	93,251	Steelers 24, Patriots 20 (Knoxville, Tenn.)
1- 5-86**	88,936	Patriots 27, LA Raiders 20 (Los Angeles)
9-30-73	80,047	Dolphins 44, Patriots 23 (Miami)
10-20-74	80,020	Bills 30, Patriots 28 (Buffalo)
11-12-72	80,010	Dolphins 52, Patriots 0 (Miami)
12-15-74	79,420	Dolphins 34, Patriots 27 (Miami)
9-26-77	77,910	Browns 30, Patriots 27 (OT) (Cleveland)
10-23-88	76,824	Patriots 23, Bills 20 (Buffalo)
12- 9-73	75,841	Bills 37, Patriots 13 (Buffalo)
12- 6-87	75,794	Broncos 31, Patriots 20 (Denver)
*Preseason game		
**AFC Playoffs		



---

## HISTORICAL HIGHLIGHTS

---

### 1959

- Nov. 16 American Football League's eighth and final franchise is awarded to William H. Sullivan, Jr.  
Nov. 22 Northwestern RB Ron Burton is selected as first draft choice and Syracuse RB Gerhardt Schwedes is made first territorial choice.

### 1960

- Feb. 8 Lou Saban is appointed first head coach.  
Feb. 20 As the result of a public contest, the team nickname of Patriots is chosen. The Patriots also announce that the team colors will be red, white and blue.  
April 1 Boston University Field is named as the Patriots' first home.  
April 2 Patriots become first pro team in history to issue public stock.  
April 19 Uniformed Patriot centering football (creative work of Boston—Worcester cartoonist Phil Bissell) is adopted as team logo.  
July 4 Team opens first training camp at UMass, 350 players attend.  
July 30 In the AFL's first ever preseason game, Patriots defeat Buffalo 28-7 at War Memorial Stadium. Patriots DE Bob Dee recovered fumble for the league's first TD.  
Aug. 14 Patriots play their first home game ever at Harvard Stadium, a 24-14 loss to the Dallas Texans before 11,000 fans.  
Sept. 9 In their first regular season game, the Patriots open with a 13-10 loss to Denver at B.U. Field before a crowd of 21,597.  
Sept. 16 DB Chuck Shonta recovered a fumble on the final play of the game and ran for a TD to give the Patriots their first win ever by a 28-24 margin over the N.Y. Titans at the Polo Grounds in New York.

### 1963

- Oct. 11 Patriots play their first game in Fenway Park and beat Oakland, 20-14.  
Dec. 28 With a 26-8 victory over Buffalo, the Patriots win the AFL's Eastern Division title in the league's only playoff game ever held.

### 1964

- Jan. 5 Lost AFL title game, 51-10, to the Chargers at San Diego.

### 1970

- April 4 Foxboro selected as new site of Patriots' home.

### 1971

- Mar. 22 Team is renamed New England Patriots.  
Aug. 15 Sullivan Stadium, at the time known as Schaefer Stadium, is dedicated with Patriots first game there. Gino Cappelletti kicked a 36-yard FG for the first points scored in the stadium as the Patriots topped the NY Giants, 20-14, before 60,423 fans.

### 1972

- Feb. 17 Made financial history by paying first cash dividend of 15 cents per share.

### 1973

- Jan. 26 Chuck Fairbanks is named head coach and general manager.

### 1975

- Nov. 7 President William H. Sullivan, Jr. became the first majority owner in club history when he purchased additional voting stock to give him 88 per cent of the franchise's voting stock.

### 1976

- July 10 Patriots open their training camp for the first time at Bryant College in Smithfield, RI after spending the summers of 1969-75 at UMass/Amherst.  
Dec. 8 Non-voting stockholders approve offer of \$15 per share made by Billy Sullivan to purchase all non-voting stock.  
Dec. 18 Lost AFC wild card playoff game to the eventual Super Bowl Champion Oakland Raiders, 24-21, in the final ten seconds of play.

### 1977

- Aug. 20 Work completed on installation of new surface (Super Turf) in Sullivan Stadium.

## 1978

- Sept. 3 Mrs. William H. (Mary M.) Sullivan, Jr. elected to the Patriots Board of Directors.
- Dec. 10 Patriots clinch their first outright divisional championship in the club's history with a last minute 26-24 victory over Buffalo at Foxboro.
- Dec 31 Patriots lose 31-14 to Houston in first playoff game ever played in Foxboro.

## 1979

- April 2 Patriots announce that Head Coach and General Manager Chuck Fairbanks has been released from his contract to assume duties as Head Football Coach at the University of Colorado.
- April 6 Francis "Bucko" Kilroy named as the new general manager and former Patriots' offensive coordinator Ron "Fargo" Erhardt named as head coach.
- July 13 Patriots' Vice President Charles W. "Chuck" Sullivan is promoted to Executive Vice President of the club.
- Sept. 3 Former Patriots' wide receiver Darryl Stingley is named Executive Director of Player Personnel.
- Oct. 23 Jeanne Sullivan McKeigue is elected as member of the club's Board of Directors.
- Dec. 16 Patriots close out 1979 regular season with 27-23 victory over Minnesota. Harold Jackson (1,013) and Stanley Morgan (1,002) become first Patriot players ever to transcend 1,000-yard season receiving mark.

## 1980

- Feb. 25 Paul Sonnabend resigns as Executive Director of the NFL Management Council and is appointed as Vice President and a member of the Board of Directors of the Patriots.
- April 8 William H. "Billy" Sullivan, Jr., President of the Patriots, is re-elected as Chairman of the Board of NFL Properties.

## 1981

- Nov. 29 FB Sam Cunningham, with 35 yards on nine carries against St. Louis at Foxboro, surpasses Jim Nance (5,323 yards on 1,323 carries) as the Patriots' all-time career rushing leader.

## 1982

- Jan. 15 Ron Meyer, Head Coach at SMU from 1976-81, is named the eighth Head Coach in club history.

## 1983

- Jan. 8 In their first playoff appearance since 1978, the Patriots lose to the eventual AFC Champion Miami Dolphins at the Orange Bowl, 28-13.
- Feb. 16 General Manager Bucko Kilroy is promoted to the position of Vice President and Patrick Sullivan, Assistant General Manager for four years, is named General Manager.
- May 17 William F. Finucane and Jeannette Allen Keefe are elected to the Patriots' Board of Directors.
- May 23 Schaefer Stadium is renamed Sullivan Stadium in honor of the founder and driving force behind the Patriots franchise, William H. "Billy" Sullivan, Jr.
- June 29 Sullivan Stadium is officially re-dedicated and the Boston Pops performs a concert in the stadium that is open free-of-charge to the public.

## 1984

- June 1 The Patriots organize a Fan Advisory Board, a group of season ticket holders who will help advise the Patriots on how to make Sullivan Stadium a more exciting and more pleasant place to bring a family to watch an NFL game.
- June 5 In the first-ever NFL Supplemental Draft, the Patriots selected slotback Ricky Sanders of the Houston Gamblers, running back Eric Jordan of the Oakland Invaders and quarterback Walter Lewis of the Memphis Showboats.
- Aug. 10 Work on a new turf, SuperTurf, is completed on the field. It is the second time that surface has been used at Sullivan Stadium. The original SuperTurf was installed in 1977.
- Oct. 25 Hall of Fame pass receiver Raymond Berry is named the head coach of the Patriots, replacing Ron Meyer. Berry, a former Patriots assistant coach, becomes the team's ninth head coach.

## 1985

- July 26 Patrick J. Sullivan, William H. Sullivan III and Mrs. Nancie Chamberlain are elected to the Patriots' Board of Directors.
- Oct. 13 Raymond Clayborn establishes a new team record for consecutive starts by starting his 111 straight game. Ray Hamilton had the old mark of 110, done from September 16, 1973 to October 26, 1980. (Clayborn's streak started on September 3, 1978. He ended the season with 121). Clayborn celebrated the record-setting day by scoring his first pro interception touchdown (27 yards).
- Dec. 28 The Patriots defeated the New York Jets, 26-14, at Giants Stadium (East Rutherford, N.J.) in the AFC Wildcard game. With the victory the Patriots win their first NFL playoff game (The Patriots had an 0-3 NFL playoff record prior to the game).

## 1986

- Jan. 12 The Patriots beat the Miami Dolphins, 31-14, thus winning the AFC Championship. In doing so, the Patriots ended an 18-game losing streak at the Orange Bowl. It was also only the second time the Patriots won at the Orange Bowl (1966 was the other time).
- Jan. 26 The Patriots play in Super Bowl XX, going against the Chicago Bears in the Louisiana Superdome in New Orleans. The Bears win the game, 46-10. The game, shown on NBC-TV, was the third-rated Super Bowl with a 48.3 rating and a 70 share (one rating point represents 859,000 TV households; a share is the percentage of sets in use). Only the 1982 and 1983 Super Bowls had higher ratings. It was the most widely-watched TV show ever—with 127 million viewers (topping the previous high of 121,600,000 who watched the final MASH show of February 28, 1983). The previous high Super Bowl in terms of viewers was Super Bowl XIX between the 49ers and the Dolphins (115,880,000). Also, 300 million people in China watched the game on tape delay.
- Jan. 27 Defensive end Julius Adams retires after 15 years (all with the Patriots). Adams, the team's number two draft choice in 1971 out of Texas Southern, was the oldest active defensive lineman in the league at age 37 when he retired. He started the final 12 games of the regular season, and all four post-season games in 1985. He has the club record for games played with 196 (John Hannah follows with 186).
- June 30 John Hannah, who was selected to the Pro Bowl a team record nine times (next nearest on team, six), announces his retirement from the game. Second in the team's record book for games-played with 183 (Julius Adams has lead with 196), the standout offensive guard had been selected to the All-NFL 25-year team (from 1960-84).
- June 12 Coach Raymond Berry, who led the Patriots to the AFC Championship and Super Bowl XX in his first full season as the team's head coach, signs new five-year contract.
- Sept. 7 1985 AFC Championship banner raised at Sullivan Stadium in pre-game ceremony (prior to opening game vs. Indianapolis Colts). The banner is 10 feet wide and 15 feet long. Mr. William H. Sullivan, Jr. is joined by the governors from each of the New England states.
- Sept. 21 QB Tony Eason throws for team record 414 yards (400 previous record, done by Vito "Babe Parilli in 1964). The Patriots lost to Seattle, 38-31, in the game played in Foxboro. Eason was 26 of 45 with three TDs and no interceptions.
- Dec. 7 WR Stanley Morgan establishes a new team record for catches in one season with his 67th catch of the season (had five catches in the day). Morgan, who finished the season with 84 catches, broke Derrick Ramsey's previous mark of 66 catches, done in 1984.
- Dec. 31 NEP Partners purchase a three-year option to buy the Patriots.

## 1987

- Sept. 13 Patriots become first NFL team to have its games on a French-speaking radio network on a regular basis. CKLM—a 50,000-watt station out of Laval, Quebec, Canada—was the flagship station (others were CJSA in Ste. Agathe, Que.; CKSL in St. Jovite, Que., and CJER in St. Jerome, Que.). Pierre Donais was the announcer.
- Sept. 13 Patriots begin four-year, five-million dollar contract with WHDH-Boston.
- Nov. 29 Cornerback Raymond Clayborn ends his streak of having played in 161 straight contests—and started in 147 consecutive games—when he couldn't play vs. Philadelphia at Sullivan Stadium due to knee injury suffered week before vs. Indianapolis Colts on November 22nd. Clayborn, who went on IR on November 24th (spent rest of season on list), broke Gino Cappelletti's record of 152 consecutive games-played and Ray Hamilton's 110 consecutive starts.

## 1988

- July 11 The Patriots retire the number 57 worn by 14-year linebacker Steve Nelson, who retired following the 1987 season. Nelson played in three

- Pro Bowls and led the team in tackles eight years.
- July 28 Victor K. Kiam II, the owner and chief executive officer (CEO) of Remington Products, Inc. of Bridgeport, Ct., agrees to purchase the team from William H. Sullivan, Jr.
- Oct. 28 Victor K. Kiam II becomes majority owner of the Patriots. He will be chairman of the team. Francis W. Murray, the minority owner, is the vice chairman. William H. Sullivan, Jr., the founder and previous owner, remains as the team's president. The Kiam, Murray and Sullivan team is known as KMS Limited.
- Dec. 4 Veteran wide receiver Stanley Morgan catches his 500th career pass, on a 19-yarder (26 seconds remaining in the first quarter) vs. Seattle.

## 1989

- Jan. 6 Running back John Stephens named the Old Spice/NFL Rookie of the Year.

# HOME AND AWAY RECORDS

## Regular Season


YEAR	HOME	PCT.	AWAY	PCT.	TOTAL
1960	3-4-0	.428	2-5-0	.285	5-9-0
1961	4-2-1	.643	5-2-0	.714	9-4-1
1962	6-1-0	.857	3-3-1	.500	9-4-1
1963	5-1-1	.786	2-5-0	.285	7-6-1
1964	4-2-1	.643	6-1-0	.857	10-3-1
1965	1-4-2	.286	3-4-0	.429	4-8-2
1966	4-2-1	.643	4-2-1	.643	8-4-2
1967	2-4-1*	.357	1-6-0	.143	3-10-1
1968	2-5-0**	.285	2-5-0	.285	4-10-0
1969	2-5-0	.285	2-5-0	.285	4-10-0
1970	1-6-0	.143	1-6-0	.143	2-12-0
1971	5-2-0	.714	1-6-0	.143	6-8-0
1972	2-5-0	.285	1-6-0	.143	3-11-0
1973	3-4-0	.429	2-5-0	.285	5-9-0
1974	3-4-0	.429	4-3-0	.571	7-7-0
1975	2-5-0	.285	1-6-0	.143	3-11-0
1976	6-1-0	.857	5-2-0	.714	11-3-0
1977	6-1-0	.857	3-4-0	.429	9-5-0
1978	5-3-0	.625	6-2-0	.750	11-5-0
1979	6-2-0	.750	3-5-0	.375	9-7-0
1980	6-2-0	.750	4-4-0	.500	10-6-0
1981	2-6-0	.250	0-8-0	.000	2-14-0
1982	3-1-0	.750	2-3-0	.400	5-4-0
1983	5-3-0	.625	3-5-0	.375	8-8-0
1984	5-3-0	.625	4-1-0	.500	9-7-0
1985	7-1-0	.875	4-4-0	.500	11-5-0
1986	4-4-0	.500	7-1-0	.875	11-5-0
1987	5-3-0	.625	3-4-0	.429	8-7-0
1988	7-1-0	.875	2-6-0	.250	9-7-0
Totals	116-87-7	.569	86-122-2	.414	202-209-9 (.492)

\* One game at San Diego, Cal.


\*\* One game at Birmingham, Ala.

# PRO FOOTBALL WRITERS ASSN.

Dick Cerasuolo of the Worcester (Mass.) Telegram & Gazette and Ron Hobson of the Quincy (Mass.) Patriot Ledger are the pool reporters for Patriots home games, as assigned by the Pro Football Writers of America. They are located in seats 111 and 101 of the press box, respectively.



CERASUOLO



HOBSON

# PATRIOTS IN PRO BOWL GAMES

The Patriots have supplied 118 players to the Pro Bowl/AFL All-Star Game. John Hannah (9) has the most appearances.

## 1960 (0)

No game played

## 1961 (7)

LB Tom Addison (1)  
DB Fred Bruney (1)  
DB Gino Cappelletti (1)  
DE Bob Dee (1)  
HB Larry Garron (1)  
OT Jim Hunt (1)  
OG Charlie Leo (1)

## 1962 (6)

LB Tom Addison (2)  
DB Fred Bruney (2)  
DE Larry Eisenhauer (1)  
WR Jim Colclough (1)  
DB Dick Felt (1)  
OT Charlie Long (1)

## 1963 (11)

LB Tom Addison (3)  
DT Houston Antwine (1)  
LB Nick Buoniconti (1)  
WR Gino Cappelletti (2)  
DE Bob Dee (2)  
DE Larry Eisenhauer (2)  
FB Larry Garron (2)  
DB Ron Hall (1)  
OG Charlie Long (2)  
OG Billy Neighbors (1)  
QB Babe Parilli (1)

## 1964 (9)

LB Tom Addison (4)  
DT Houston Antwine (2)  
LB Nick Buoniconti (2)  
WR/K Gino Cappelletti (3)  
DE Bob Dee (3)  
DE Larry Eisenhauer (3)  
RB Larry Garron (3)  
OC Jon Morris (1)  
QB Babe Parilli (2)

## 1965 (4)

DT Houston Antwine (3)  
LB Nick Buoniconti (3)  
DE Bob Dee (4)  
OC Jon Morris (2)

## 1966 (11)

DT Houston Antwine (4)  
LB Nick Buoniconti (4)  
WR/K Gino Cappelletti (4)  
DE Larry Eisenhauer (4)  
DT Jim Hunt (2)  
OC Jon Morris (3)  
FB Jim Nance (1)  
OT Tom Neville (1)  
QB Babe Parilli (3)  
DB Chuck Shonta (1)  
OG Len St. Jean (1)

## 1967 (7)

DT Houston Antwine (5)  
LB Nick Buoniconti (5)  
RB Larry Garron (4)  
DT Jim Hunt (3)  
OC Jon Morris (4)  
FB Jim Nance (2)  
OT Don Oakes (1)

## 1968 (5)

DT Houston Antwine (6)  
WR/K Gino Cappelletti (5)  
CB Leroy Mitchell (1)  
OC Jon Morris (5)

OT Tom Neville (2)

## 1969 (6)

RB Carl Garrett (1)  
DT Jim Hunt (4)  
OC Jon Morris (6)  
WR Ron Sellers (1)  
QB Mike Taliaferro (1)  
S Don Webb (1)

## 1970 (1)

OC Jon Morris (7)

## 1971-75 (0)

None

## 1976 (4)

TE Russ Francis (1)  
OT Leon Gray (1)  
OG John Hannah (1)  
CB Mike Haynes (1)

## 1977 (2)

TE Russ Francis (2)  
CB Mike Haynes (2)

## 1978 (5)

FB Sam Cunningham (1)  
TE Russ Francis (3)  
OT Leon Gray (2)  
OG John Hannah (2)  
CB Mike Haynes (3)

## 1979 (3)

OG John Hannah (3)  
CB Mike Haynes (4)  
WR Stanley Morgan (1)

## 1980 (7)

DE Julius Adams (1)  
FS Tim Fox (1)  
OG John Hannah (4)  
CB Mike Haynes (5)  
WR Stanley Morgan (2)  
LB Steve Nelson (1)  
PK John Smith (1)

## 1981 (1)

OG John Hannah (5)

## 1982 (2)

OG John Hannah (6)  
CB Mike Haynes (6)

## 1983 (5)

P Rich Camarillo (1)  
CB Ray Clayborn (1)  
RB Tony Collins (1)  
OG John Hannah (7)  
OT Brian Holloway (1)

## 1984 (4)

OG John Hannah (8)  
OT Brian Holloway (2)  
LB Steve Nelson (2)  
LB Andre Tippett (1)

## 1985 (8)

CB Ray Clayborn (2)  
Ret Irving Fryar (1)  
OG John Hannah (9)  
OT Brian Holloway (3)  
RB Craig James (1)  
FS Fred Marion (1)  
LB Steve Nelson (3)  
LB Andre Tippett (2)

## 1986 (5)

CB Raymond Clayborn (3)  
K Tony Franklin (1)  
WR Stanley Morgan (3)  
SpT Mosi Tatupu (1)  
LB Andre Tippett (3)

## 1987 (2)

WR Stanley Morgan (4)  
LB Andre Tippett (4)

## 1988 (3)

RB John Stephens (1)  
LB Andre Tippett (5)  
LB Johnny Rembert (1)

NOTE: The number shown in parentheses indicates the number of appearances in Pro Bowl play. From 1960-70, Patriots players played in the AFL All-Star Game prior to joining the NFL Pro Bowl competition in 1971. The year indicates the season in which the player was selected for Pro Bowl participation, but the game itself is played in the following January or February. For example, players selected in the 1988 season played in the 1989 Pro Bowl.

# PLAYOFF TIE-BREAKERS

## DIVISIONAL TIES

If, at the end of the regular season, two or more clubs in the same division finish with identical won-lost-tied percentage, the following steps will be taken until a champion is determined:

### Two Clubs

1. Head-to-head (best won-lost-tied percentage in games between the clubs).
2. Best won-lost-tied percentage in games played within the division.
3. Best won-lost-tied percentage in games played within the conference.
4. Best won-lost-tied percentage in common games, if applicable.
5. Best net points in division games.
6. Best net points in all games.
7. Strength of schedule.
8. Best net touchdowns in all games.
9. Coin toss.

### Three or More Clubs

(Note: If one team wins multiple-team tiebreaker to advance to playoff round, remaining teams revert to step 1 of applicable two-club format, i.e., either in division tiebreaker or Wild Card tiebreaker. If two teams in a multiple-team tie possess superior marks in a tiebreaking step, this pair of teams revert to top of applicable two-club format to break tie. One team advances to playoff round, while other returns to original group and step 1 of applicable tiebreaker.)

1. Head-to-head (best won-lost-tied percentage in games among the clubs).
2. Best won-lost-tied percentage in games played within the division.
3. Best won-lost-tied percentage in games played within the conference.
4. Best won-lost-tied percentage in common games.
5. Best net points in division games.
6. Best net points in all games.
7. Strength of schedule.
8. Best net touchdowns in all games.
9. Coin toss.

## WILD CARD TIES

If it is necessary to break ties to determine the two Wild Card clubs from each conference, the following steps will be taken.

1. If the tied clubs are from the same division, apply division tie-breaker.
2. If the tied clubs are from different divisions, apply the following steps.

### Two Clubs

1. Head-to-head, if applicable.
2. Best won-lost-tied percentage in games played within the conference.
3. Best won-lost-tied percentage in common games, minimum of four.
4. Best average net points in conference games.
5. Best net points in all games.
6. Strength of schedule.
7. Best net touchdowns in all games.
8. Coin toss.

### Three or More Clubs

(Note: If one team wins multiple-team tiebreaker to advance to playoff round, remaining teams revert to step 1 of applicable two-club format, i.e., either in division tiebreaker or Wild Card tiebreaker. If two teams in a multiple-team tie possess superior marks in a tiebreaking step, this pair of teams revert to top of applicable two-club format to break tie. One team advances to playoff round, while other returns to original group and step 1 of applicable tiebreaker.)

1. Head-to-head sweep. (Applicable only if one club has defeated each of the others, or one club has lost to each of the others).
2. Best won-lost-tied percentage in games played within the conference.
3. Best won-lost-tied percentage in common games, minimum of four.
4. Best average net points in conference games.
5. Best net points in all games.
6. Strength of schedule.
7. Best net touchdowns in all games.
8. Coin toss.



# PLAYOFF HISTORY

## 1963 AFL DIVISIONAL PLAYOFFS PATRIOTS 26, BUFFALO 8

Buffalo (War Memorial Stadium), Dec. 28 —The game was the first playoff in the still infant American Football League's history, a match for the AFL's Eastern Division title. QB Babe Parilli and Gino Cappelletti figured in all of the Patriots points as Parilli hit Larry Garron for scoring strikes of 59 and 17 yards and Cappelletti hit for four FGs (28, 12, 33 and 36) while adding two PATs. Ron Burton provided an inspirational boost for the Patriots as he heroically returned to play just a few weeks after disc surgery. Jack Rudolph led a Patriots defensive charge with 11 tackles while helping hold Buffalo's big back, Cookie Gilchrist to just 7 yards. Buffalo's only highlight of the day was a 93-yard scoring pass from Darryl Lamonica to Elbert Dubenion.

Patriots	10	6	0	10-26		
Buffalo	0	0	8	0- 8	<b>B</b>	<b>BUF</b>
BP-Cappelletti FG 28	First Downs				11	3
BP-Garron 59 pass from Parilli (Cappelletti kick)	Rushes-Yards				36-83	12-7
BP-Cappelletti FG 12	Passing Yards				300	301
BP-Cappelletti FG 33	Total Yards				383	308
BUF-Dubenion 93 pass from Lamonica (Tracey pass from Lamonica)	Lost Att./Pass				8	22
BP-Garron 17 pass from Parilli (Cappelletti kick)	Passes				34-14-1	45-19-4
BP-Cappelletti FG 36	Punts				7-32.3	8-35.1
	Fumbles/Lost				0-0	3-2
	Penalties/Yds.				7-65	9-100
	A—33,044					

### INDIVIDUAL LEADERS

RUSHING—Boston: Garron 19-44, Neumann 1-16, Burton 8-12, Crump 5-9.

Buffalo: Gilchrist 8-7, Bass 2-4, Kemp 2 for minus 4.

PASSING—Boston: Parilli 35-14-1, 300 yards, 2 TDs.

Buffalo: Lamonica 24-9-3, 168 yards, 1 TD, Kemp 21-10-1, 133 yards.

RECEIVING—Boston: Garron 4-120-2 TDs, Cappelletti 4-129, Burton 3-22.

Buffalo: Dubenion 3-115-1 TD, Ferguson 4-47, Bass 4-45, Rutkowski 3-45.

## 1963 AFL CHAMPIONSHIP GAME SAN DIEGO 51, PATRIOTS 10

San Diego (Balboa Stadium), Jan. 5, 1964 —Charger Keith Lincoln and injuries to star FB Larry Garron (concussion). Houston Antwine (back) and Harry Crump (shoulder) spelled disaster for the Patriots as the 6 1/2 point favorite Chargers coasted to a 51-10 victory. Lincoln rushed for an amazing 206 yards on the ground and added 123 more yards in receptions. The Chargers ran up a 31-10 lead at the half, and added 20 more unanswered points in the second half to capture the AFL title.

Patriots	7	3	0	0-10		
San Diego	21	10	7	13-51	<b>B</b>	<b>SD</b>
SD-Rote 2 run (Blair kick)					First Downs	14 21
SD-Lincoln 67 run (Blair kick)					Rushes-Yards	16-75 32-318
BP-Garron 7 run (Cappelletti kick)					Passing Yards	186 292
SD-Lowe 58 run (Blair kick)					Total Yards	261 610
SD-Blair FG 11					Passes	37-17-2 26-17-0
BP-Cappelletti FG 15					Punts	7-47 2-44
SD-Norton 14 pass from Rote (Blair kick)					Fumbles/Lost	1-0 1-1
SD-Alworth 48 pass from Rote (Blair kick)					Penalties/Yds.	1-18 6-30
SD-Lincoln 25 pass from Hadl (pass failed)					A—30,127	
SD-Hadl 1 run (Blair kick)						

### INDIVIDUAL LEADERS

RUSHING— Boston: Crump 7-18, Garron 3-15, Lott 3-15, Yewcic 1-14.

San Diego: Lincoln 13-206, Lowe 12-94, Rote 4-15.

PASSING—Boston: Parilli 29-14-1, 189 yards, 0 TD. Yewcic 8-3-1, 39 yards, 0 TD.

San Diego: Rote 15-10-0, 173 yards, 2 TDs. Hadl 10-6-1, 112 yards, 1 TD.

RECEIVING—Boston: Cappelletti 2-72, Graham 2-68, Crump 2-28, Colclough 3-26.

San Diego: Alworth 4-77, MacKinnon, 2-52, Norton 2-44.

## 1976 AFC DIVISIONAL PLAYOFFS OAKLAND 24, PATRIOTS 21

Oakland (Oakland-Alameda County Colliseum), Dec. 18 — The surprising Patriots, having finished a complete turnaround with an 11-3 record (3-11 in 1975), travelled to Oakland to meet the Raiders in their first playoff competition since 1963. The Patriots jumped in front of the Raiders 7-0 on a 1 yard run by Andy Johnson, but fell behind at the half 10-7 when Fred Biletnikoff hauled in a 31 yard scoring pass from Ken Stabler with just 39 seconds left on the clock. Steve Grogan engineered scoring drives on the Patriots first two possessions of the third quarter, running the Patriots lead to 21-10 at the end of three quarters of play. Oakland responded with a score on its first possession of the fourth period, a one yard run off left tackle by Mark van Eeghan. With the score at 21-17 in the Patriots favor, John Smith attempted a 50 yard FG with 4:12 remaining, but the kick was low and the Patriots hung on to a slim 21-17 lead. Ken Stabler rallied the Oakland squad, driving the Raiders from their own 32 after the Smith FG attempt, and hitting paydirt for the winning score with only 14 seconds to go. The drive was marred by a controversial roughing the passer call on Ray Hamilton. The Patriots had seemingly stopped the Raiders when a Stabler to Garrett pass on a 3rd and 18 from the Patriot 27 fell incomplete, but penalty flags were thrown and the Raiders had possession with a first and ten at the Patriot 13. Five plays later Stabler rolled around left end for the winning score and the Patriots dreams of a championship in their rags to riches season were over. The loss was the closest one in the playoffs for the Raiders on their way to their Super Bowl Championship. The Patriots were the only team to beat the Raiders (48-17 on 10-3-76) during the regular season as they registered at 13-1 record.

Patriots	7	0	14	0-21		
Oakland	3	7	0	14-24	NE	O
					First Downs	23 20
NE-A. Johnson 1 run (Smith kick)					Rushes-Yards	49-164 24-81
O-Mann FG 40					Passing Yards	167 201
O-Biletnikoff 31 pass from Stabler (Mann kick)					Total Yards	331 282
NE-Francis 26 pass from Grogan (Smith kick)					Had QB Sacked	0-0 4-32
NE-J. Phillips 3 run (Smith kick)					Passes	24-12-2 32-19-0
O-Van Eeghen 1 run (Mann kick)					Punts	3-44 5-37.8
O-Stabler 1 run (Mann kick)					Fumbles/Lost	1-1 1-1
					Penalties/Yds.	10-83 11-93
					A—54,037 paid, 53,045 actual	

### INDIVIDUAL LEADERS

RUSHING—Patriots: Cunningham 20-68 Grogan 7-35, Johnson 14-32.  
Oakland: Van Eeghan 11-39, C. Davis 7-29, Banaszak 4-8.  
PASSING—Patriots: Grogan 23-12-1, 167 yards, 1 TD.  
Oakland: Stabler 32-19-0, 233 yards, 1 TD.  
RECEIVING—Patriots: Francis 4-96, 1 TD, Stingley 2-36, Cunningham 2-14.  
Oakland: Biletnikoff 9-137, 1 TD, Casper 4-47, Branch 3-32.

## 1978 AFC DIVISIONAL PLAYOFF HOUSTON 31, PATRIOTS 14

Foxboro (Schaefer Stadium), Dec. 31 — With the AFC East Division title tucked under their belts, the Patriots played host to the Houston Oilers in the first playoff game ever played at Schaefer Stadium. The Oilers earned the right to meet the Patriots after handing the Dolphins a 17-9 defeat at the Orange Bowl a week earlier. The Patriots had finished the season at 11-6, but were reeling from the controversy that started when Coach Chuck Fairbanks announced his resignation to accept the head coaching position at Colorado. The game found Fairbanks on the Patriots sidelines, however, but the last day of 1978 also proved the last day of the Patriots '78 season. Dan Pastorini completed 10 of 13 passes for 184 yards in the first half as the Oilers built a 21-0 lead at the intermission. Toni Fritsch added a 30-yard FG before the Patriots rallied with two TDs in the second half, on a 24-yard score on an option pass from RB Andy Johnson to WR Harold Jackson and the other on a 24-yard scoring strike from sub QB Tom Owen to TE Russ Francis. Owen had replaced starter Steve Grogan late in the first half. With the score Houston 24, Patriots 14, the Patriots began a late rally. Starting at their own 18, the Patriots started to move but Gregg Bingham picked off an Owen for Morgan pass and returned it to the Patriot 18, killing the drive and setting up an Earl Campbell 2-yard TD run that put the game out of reach. SS Doug Beaudoin had a big day on defense, making 8 tackles and adding 7 assists, while ILB Steve Nelson added 5 tackles and 5 assists.

Houston	0	21	3	7-31		
Patriots	0	0	7	7-14	H	NE
					First Downs	21 15
H-Burrough 71 pass from Pastorini (Fritsch kick)					Rushes-Yards	54-174 20-83
H-Barber 19 pass from Pastorini (Fritsch kick)					Passing Yards	170 180
H-Barber 13 pass from Pastorini (Fritsch kick)					Total Yards	344 263
H-Fritsch FG 30					Had QB Sacked	3-30 4-26
NE-Jackson 24 pass from Johnson (Smith kick)					Passes	15-12-1 35-16-3
NE-Francis 24 pass from Owen (Smith kick)					Punts	5-34.8 4-43.3
H-Campbell 2 run (Fritsch kick)					Fumbles/Lost	1-0 2-0
					Penalties/Yds.	2-25 8-92
					A—61,297 paid, 60,881 actual	

### INDIVIDUAL LEADERS

RUSHING—Houston: Campbell 27-118-1 TD, Tim Wilson 14-26, Coleman 7-19.  
Patriots: Cunningham 10-42, Grogan 1-16, Johnson 6-14.  
PASSING—Houston: Pastorini 15-21-1, 200 yards, 3 TDs.  
Patriots: Owen 22-12-1, 144 yards, 1 TD Grogan 12-3-2, 38 yards; Johnson 1-1-0, 24 yards, 1 TD.  
RECEIVING—Houston: Barber 5-83-2 TDs, Burrough 3-91-1 TD, Caster 2-12.  
Patriots: Francis 8-101-1 TD, Cunningham 3-28, Morgan 2-37.

# 1982-1983 SUPER BOWL TOURNAMENT MIAMI 28, PATRIOTS 13

Miami (Orange Bowl), Jan. 8, 1983 — Finishing seventh in the 14-team AFC field, the Patriots were slated to meet the second-seeded Miami Dolphins in the first round of the 1982-83 Super Bowl XVII Tournament. Before a sellout crowd, the Patriots got on the scoreboard first, taking an early second period 3-0 lead on a 23-yard FG by John Smith. Behind the precision passing of David Woodley (16 of 19, 234 yards, 2 TDs), the Dolphins scored four TDs while the Patriots could only muster another Smith FG (42 yards) through the first three periods. A spectacular defensive effort by the Dolphins limited the Patriots and Steve Grogan to 189 passing yards, sacking Grogan four times and intercepting him twice. FB Andra Franklin, the AFC's second leading rusher in regular season play, carried the ball 26 times for 112 yards to enable the Dolphins to control the ball for 35 minutes and 51 seconds. Making their first playoff appearance since 1978, the Patriots 49-man roster included only 16 players from the 1978 playoff squad. Starting SS Roland James was placed on the injured reserve list two days prior to the game with a knee injury and was replaced in the starting lineup by Keith Lee. Early in the game, starting DE Ken Sims sprained his left ankle and left the game. He later returned, but re-injured the ankle and left the game for good midway through the second stanza.

Patriots	0	3	3	7-13		
Miami	0	14	7	7-28	NE	MIA
NE-Smith FG 23				First Downs	14	27
MIA-Hardy 2 Pass from Woodley (von Schamann kick)				Rushes-Yards	18-77	45-214
MIA-Franklin 1 run (von Schamann kick)				Passing Yards	160	234
NE-Smith FG 42				Total Yards	237	448
MIA-Bennett 2 run (von Schamann kick)				Had QB sacked	4-29	2-12
MIA-Hardy 2 pass from Woodley (von Schamann kick)				Passes	30-16-2	19-16-0
NE-Hasselbeck 22 pass from Grogan (Smith kick)				Punts	5-43.6	1-51.0
				Fumbles/Lost	1-1	3-3
				Penalties/Yds.	4-27	2-15
				A—73,479 paid 68,842 actual		
				TV blackout in effect.		

## INDIVIDUAL LEADERS

**RUSHING**— Patriots: van Eeghen 9-40, Collins 7-35.  
Miami: Franklin 26-112-1 TD, Nathan 12-71, Woodley 1-16.  
**PASSING**— Patriots: Grogan 30-16-2, 189 yards, 1 TD  
Miami: Woodley 19-16-0, 246 yards, 2 TDs.  
**RECEIVING**— Patriots: Hasselbeck 7-87-1 TD, Dawson 4-49, Collins 1-17.  
Miami: Nathan 5-68, Hardy 3-23-2 TDs, Rose 2-47.

## December 28, 1985—Meadowlands New England 26, NY Jets 14 (AFC Wildcard)

E. RUTHERFORD, N.J.—In downing the New York Jets, 26-14, the Patriots had heroes aplenty—Tony Eason's 12 of 16 passing for 179 yards, rookie defensive end Garin Veris with three sacks for 35 yards (Patriots had five as a team), interceptions from defensive back Fred Marion and Veris, a 15 yard fumble return for a touchdown by reserve linebacker Johnny Rember and an NFL Playoff record tying four field goals by veteran placekicker Tony Franklin.

And those, quite frankly, were just a few of the many heroes that New England had in mustering its first playoff win in the NFL and its first playoff win in 22 years.

New England was in arrears just a couple of times in the game, both coming in the second quarter—a 7-3 score five seconds into the second quarter when Johnny Hector caught an 11 yard touchdown pass from quarterback Ken O'Brien, followed by a Pat Leahy PAT kick; and 7-6 after Franklin made a 41 yard field goal 4:04 into the second quarter.

New England scored 17 points on the four Jets turnovers (two touchdowns, one field goal).

The Jets were held to just 58 yards rushing in 21 carries for a 2.8 average and a long gain of seven yards while the Patriots ran for 99 yards in 39 carries for a 2.5 average with a long of 12 yards (both Craig James and Tony Eason had 12 yard runs). Freeman McNeil led the Jets in rushing with 41 yards on 16 carries and Craig James led the Patriots with 49 yards on 22 carries.

New England Patriots	3	10	10	3-26
New York Jets	0	7	7	0-14

1st—9:40—NE—Franklin 33 FG  
2nd—0:05—NY—Hector 11 pass from O'Brien (Leahy kick)  
2nd—4:04—NE—Franklin 41 FG  
2nd—13:38—NE—Morgan 36 pass from Eason (Franklin kick)  
3rd—8:36—NE—Franklin 20 FG  
3rd—8:51—NE—Rember 15 fumble return (Franklin kick)  
3rd—14:03—NY—Shuler 12 pass from Ryan (Leahy kick)  
4th—11:47—NE—Franklin 26 FG

**Rushing**: NE—C. James 22-49, Collins 11-36, Eason 6-14; NY—McNeil 16-41, Hector 4-13, O'Brien 1-4.

**Receiving**: NE—Morgan 4-62, Fryar 2-47, C. James 2-36, Dawson 2-20, Collins 2-14; NY—Toon 9-93, Walker 4-54, Shuler 5-53, McNeil 3-13, Hector 1-11, Klever 1-9.

**Passing**: NE—Eason 12-16-179, 1 TD, 0 INTs; NY—O'Brien 13-17-149, 1 TD, 1 INT; Ryan 10-17-84, 1 TD, 1 INT.

<b>Team Stats</b>	<b>NE</b>	<b>NY</b>
First Downs	12	15
3rd Downs	3/14	5/13
Total Yards	258	240
Rushing Yards	99	58
Passing Yards	159	182
Sacks By-Yards	5-51	3-20
Punts	5-40.0	5-38.4
Penalties	1-10	6-48
Fumbles	2-0	3-2
Time of Poss.	31:47	28:13
Actual: 70,958 (sold: 76,891)		

January 5, 1986—LA Coliseum  
New England 27, LA Raiders 20 (AFC Playoff)

LOS ANGELES, CA.—The Patriots took advantage of three fumbles lost and three interceptions in defeating the homestanding Los Angeles Raiders, 27-20.

The Patriots scored their first touchdown, a 13-yd pass to Lin Dawson, thanks to a fumble recovery by rookie defensive back Jim Bowman (on the Los Angeles 21 yard line).

The Raiders narrowed the score to 7-3, due in big part to a blocked punt against Patriots kicker Rich Camarillo. The ball was recovered on the New England 16 yard line, and four plays later, Matt Bahr had a 29 yard field goal. The Raiders did take a 10-7 lead on their next possession, when quarterback Marc Wilson found rookie Jesse Hester for a 16 yard score.

Los Angeles went in front, 17-7, when a Mosi Tatupu fumble was recovered at the New England 19. Three plays later, Marcus Allen took a pitch right for an 11 yard touchdown. Not to be denied, the Patriots hustled back, making it 17-10, on an 80-yard, 10-play drive that ended with Craig James sweeping the left corner behind a block by John Hannah for a two yard touchdown run.

Ronnie Lippett's second interception of the day gave the Patriots a 45 yard field goal and a 17-17 tie. But the Raiders had the lead at halftime, 20-17, on a 32 yard field goal by Bahr. The rest of the scoring was done by the Patriots—a 32 yard field goal by Franklin 54 yards and 12 plays after Fred Marion had recovered a fumble on the New England 32 yard line and then right after that a fumble recovery in the endzone by Bowman off the kickoff return, thus making it 27-20.

New England Patriots	7	10	10	0-27
Los Angeles Raiders	3	17	0	0-20

1st—4:34—NE—Dawson 13 pass from Eason (Franklin kick)

1st—10:13—LA—Bahr 29 FG

2nd—4:21—LA—Hester 16 pass from Wilson (Bahr kick)

2nd—6:07—LA—Allen 11 run (Bahr kick)

2nd—11:22—NE—C. James 2 run (Franklin kick)

2nd—13:15—NE—Franklin 45 FG

2nd—14:54—LA—Bahr 32 FG

3rd—13:49—NE—Franklin 32 FG

3rd—14:03—NE—Bowman fumble recovery in EZ on KO (Franklin kick)

**Rushing:** NE—C. James 23-104, Collins 9-18, Weathers 9-18, Tatupu 4-17, Fryar 1-3, Eason 3-(-4); LA—Allen 22-121, Hawkins 4-33, Wilson 1-9.

**Receiving:** NE—C. James 3-48, D. Ramsey 2-34, Morgan 1-22, Dawson 1-13, Collins 1-8, LA—Christensen 4-78, Williams 3-33, Hester 1-16, Allen 3-8.

**Passing:** NE—Eason 7-14-117, 1 TD, 0 INTs; C. James 1-1-8, 0 TDs, 0 INTs; LA—Wilson 11-27-135, 1 TD, 3 INTs.

Team Stats	NE	LA
First Downs	15	17
3rd Downs	8/16	3/9
Total Yards	254	298
Rushing Yards	156	163
Passing Yards	98	124
Sacks By Yards	2-11	3-27
Punts	5-45.0	2-34.0
Penalties	6-45	6-53
Fumbles	3-2	5-3
Time of Poss.	36:59	23:01
Actual: 88,936 (sold: 89,289)		

January 12, 1986—Orange Bowl  
New England 31, Miami 14 (AFC Championship)

MIAMI, FL.—The 18-game losing streak to the Miami Dolphins at the Orange Bowl became a thing of the past, thanks to a 31-14 win for the AFC Championship. The Dolphins had a 7-3 lead 21 seconds into the second quarter, but the visitors then reeled off the next 21 points—on a four yard touchdown pass to Tony Collins from Tony Eason 4:50 into the second quarter, a one yard TD pass from Eason to Derrick Ramsey 9:35 into the second and a two yard TD pass from Eason to Robert Weathers 3:02 into the third quarter.

New England Patriots	3	14	7	7-31
Miami Dolphins	0	7	0	7-14

1st—6:40—NE—Franklin 23 FG

2nd—0:21—M—Johnson 10 pass from Marino (Revez kick)

2nd—4:50—NE—Collins 4 pass from Eason (Franklin kick)

2nd—9:35—NE—D. Ramsey 1 pass from Eason (Franklin kick)

3rd—3:02—NE—Weathers 2 pass from Eason Franklin kick)

4th—0:32—M—Nathan 10 pass from Marino (Revez kick)

4th—7:26—NE—Tatupu 1 run (Franklin kick)

**Rushing:** NE—C. James 22-105, Weathers 16-87, Collins 12-61, Tatupu 6-9, Eason 3-(-7); M—Carter 6-56, Davenport 3-6, Nathan 2-4, Bennett 1-2, Marino 1-0.

**Receiving:** NE—Morgan 2-30, D. Ramsey 3-18, Collins 3-15, Tatupu 1-6, Weathers 1-2; M—Nathan 5-57, Hardy 3-52, Duper 3-45, Clayton 3-41, Davenport 3-23, Johnson 1-10, Moore 1-10, Rose 1-10.

**Passing:** NE—Eason 10-12-71, 3 TDs, 0 INTs; M—Marino 20-48-248, 2 TDs, 2 INTs.

Team Stats	NE	M
First Downs	21	18
3rd Downs	7/16	3/10
Total Yards	326	302
Rushing Yards	255	68
Passing Yards	71	234
Sacks By-Yards	1-14	0-0
Punts	5-40.2	4-41.3
Penalties	2-15	4-35
Fumbles	2-2	5-4
Time of Poss.	39:51	20:09
Actual: 74,978 (sold: 76,270)		

## January 26, 1986—Superdome Chicago 46, New England 10 (Super Bowl XX)

NEW ORLEANS—The Patriots led early, but Chicago controlled thereafter and took a 46-10 victory in each team's first Super Bowl appearance.

Don Blackmon caused a Walter Payton fumble that Larry McGrew recovered at Chicago's 19-yard line on the game's second play, leading to Tony Franklin's 36-yard field goal at 1:19 (the fastest score in Super Bowl history). The Bears, however, scored the next 44 points.

Quarterback Steve Grogan replaced starter Tony Eason in the second quarter. Grogan fared better, but was intercepted twice and sacked four times for 33 yards, including a safety. His eight-yard TD pass to Irving Fryar was the only touchdown allowed by Chicago in three playoff appearances.

Chicago Bears	13	10	21	2-46
New England Patriots	3	0	0	7-10

1st—1:19—NE—Franklin 36 FG

1st—5:40—C—Butler 28 FG

1st—13:34—C—Butler 24 FG

1st—14:37—C—Suhey 11 run (Butler kick)

2nd—7:36—C—McMahon 2 run (Butler kick)

2nd—15:00—C—Butler 24 FG

3rd—7:38—C—McMahon 1 run (Butler kick)

3rd—8:44—C—Phillips 28 interception return (Butler kick)

3rd—11:38—C—Perry 1 run (Butler kick)

4th—1:46—NE—Fryar 8 pass from Grogan (Franklin kick)

4th—9:24—C—Safety, Grogan tackled by Waechter in end zone (Butler kick)

**Rushing:** NE—Collins 3-4, Weathers 1-3, Grogan 1-3, C. James 5-1, Hawthorne 1-(-4); C—Payton 22-61, Suhey 11-52, Sanders 4-15, Gentry 3-15, McMahon 5-14, Thomas 2-8, Perry 1-1, Fuller 1-1.

**Receiving:** NE—Morgan 7-70, Starring 2-39, Fryar 2-24, Collins 2-19, D. Ramsey 2-16, C. James 1-6, Weathers 1-3. C—Gault 4-129, Gentry 2-41, Margerum 2-36, Moorehead 2-22, Suhey 1-24, Thomas 1-4.

**Passing:** NE—Eason 0-6-0, 0 TDs, 0 INTs, Grogan 17-30-177, 1 TD, 2 INTs; C—McMahon 12-20-256, 0 TDs, 0 INTs, Fuller 0-4-0, 0 TDs, 0 INTs, Perry 0-0-0, 0 TDs, 0 INTs.

Team Stats	C	NE
First Downs	23	12
3rd Downs	7/14	1/10
Total Yards	408	123
Rushing Yards	167	7
Passing Yards	241	116
Sacks By-Yards	7-61	3-15
Punts	4-43.3	6-43.8
Penalties	7-40	5-35
Fumbles	3-2	4-4
Time of Poss.	39:15	20:45

Actual: 73,818 (sold: 73,818)

## January 4, 1987—Mile High Stadium Denver 22, New England 17 (AFC Playoff)

DENVER, CO.—The teams were tied at 10-10 at the halftime and both teams held leads in the second half (Patriots at 17-13 after Stanley Morgan caught a 45-yard pass from quarterback Tony Eason 12:10 into the third quarter; the Broncos went in front 20-17 on a 48-yard pass from John Elway to wide receiver Vance Johnson on the last play of the third quarter).

But there was controversy behind that go-ahead touchdown. On a third down and four on the New England 48 yard line, Patriots outside linebacker Don Blackmon was off-side by a pretty huge margin. There was no whistle blown by the officials, and the Broncos went ahead for the "free play". The "free play" turned out to be the touchdown pass to Johnson as the Patriots defensive players stopped their rush on the play.

The Patriots were still in the hunt with 1:41 left, however. The ball was on the Denver 10 yard line on a first and 10 situation. But when Eason faded back to pass he was immediately pressured by Broncos defensive end Rulon Jones — and was sacked for two points.

New England Patriots	0	10	7	0-17
Denver Broncos	3	7	10	2-22

1st—12:12—DEN—Karlis 27 yd field goal

2nd—0:56—NE—Morgan 19 yd pass from Eason (Franklin PAT)

2nd—7:18—DEN—Elway 22 yd run (Karlis PAT)

2nd—14:58—NE—Franklin 38 yd field goal

3rd—9:10—DEN—Karlis 22 yd field goal

3rd—12:10—NE—Morgan 45 yd pass from Eason (Franklin PAT)

3rd—15:00—DEN—Johnson 48 yd pass (Karlis kick)

4th—13:23—DEN—safety, Eason tackled in EZ by Jones

**Rushing:** NE—Collins 5-46; James 10-31; Eason 2-23; Dupard 5-18; Hawthorne 1-5; Fryar 1-(-2). Broncos—Winder 19-102; Lang 11-44; Elway 5-18; Bell 1-12; Sewell 2-8; Wilhite 3-4.

**Receiving:** NE—Morgan 3-100; Collins 4-46; Baty 3-31; Fryar 2-11; Hawthorne 1-6. Broncos—Johnson 4-89; Mobley 2-69; Sewell 3-41; Watson 1-21; Micho 1-20; Winder 1-16; Lang 1-1.

**Passing:** NE—Eason 13-24-194, 2 TD, 0 INT; DEN—Elway 13-32-257, 1 TD, 2 INT.

Team Stats	NE	DEN
First Downs	12	23
3rd Downs	2/12	5/15
Total Yards	271	441
Rushing Yards	121	188
Passing Yards	150	253
Sacks	2	0
Punts/Ave.	9/50.2	6/46.0
Penalties/Yds.	5/45	3/20
Fumbles/Lost	1/0	0/0
Time of Poss.	24:31	35:29

Actual: 76,105 (sold: 76,149)

# TOP PLAYOFF PERFORMANCES

## TEAM

Total Net Yards	383	at Buffalo, 12-28-63 (83 Rush, 300 Pass, 70 Plays)
	344	vs. Houston, 12-31-78 (174 Rush, 170 Pass, 72 Plays)
	331	at Oakland, 12-18-76 (164 Rush, 167 Pass, 73 Plays)
	326	at Miami, 1-12-86 (255 Rush, 71 Pass, 71 Plays)
	271	at Denver, 1-4-87 (121 Rush, 150 Pass, 54 Plays)
Yards Rushing	255	at Miami, 1-12-86
	174	vs. Houston, 12-31-78
	164	at Oakland, 12-18-76
Rushing Attempts	59	at Miami, 1-12-86
	49	at Oakland, 12-18-76
	49	at LA Raiders, 1-5-86
	39	at NY Jets, 12-28-85
No. of Plays	73	at Oakland, 12-18-76 (49 Rush, 24 Pass, 0 Sacks)
	72	vs. Houston, 12-31-78 (54 Rush, 15 Pass, 3 Sacks)
	71	at Miami, 1-12-86 (59 Rush, 12 Pass, 0 Sacks)
	70	at Buffalo, 12-28-63 (36 Rush, 34 Pass, 0 Sacks)
Rushing TDs	1	many times, most recent at Miami, 1-12-86
Yards Passing	300	at Buffalo, 12-28-63
	186	at San Diego, 1-5-64
	180	vs. Houston, 12-31-78
	167	at Oakland, 12-18-76

Pass Completions	17	vs. Chicago, 1-26-86
	17	at San Diego, 1-5-64
	16	at Miami, 1-8-83
	14	at Buffalo, 12-28-63
TDs Passing	3	at Miami, 1-12-86
	2	at Buffalo, 12-28-63
	2	vs. Houston, 12-31-78
	2	at Denver, 1-4-87
Total First Downs	23	at Oakland, 12-18-76
	21	at Miami, 1-12-86 (15 Rush, 6 Pass, 0 Penalty)
3rd Down Eff.	50%	at LA Raiders, 1-5-86 (8 of 16)
	44%	at Miami, 1-12-86 (7 of 16)
Points For	31	at Miami, 1-12-86 (31-14 win)
	27	at LA Raiders, 1-5-86 (27-20 win)
Fewest Points Vs.	8	at Buffalo, 12-28-63 (26-8 win)
	14	at NY Jets, 12-28-85 (26-14 win)
	14	at Miami, 1-28-86 (31-14 win)
Sacks By	5	at NY Jets, 12-28-85 (51 yards)
	4	vs. Houston, 12-31-78 (26 yards)
	4	at Oakland, 12-18-76 (32 yards)
Most Punts For	9	at Denver, 1-4-87 (50.2 avg.)
	7	at Buffalo, 12-28-63 (32.3 avg.)
	7	at San Diego, 1-5-63 (47.0 avg.)
	6	vs. Chicago, 1-26-86 (43.8)
Fewest Punts For	3	at Oakland, 12-18-76 (44.0 avg.)
	4	vs. Houston, 12-31-78 (43.3 avg.)
Most Penalty Yards For	92	vs. Houston, 12-31-78 (8 infractions)
	83	at Oakland, 12-18-76 (10 infractions)
	65	at Buffalo, 12-28-63 (7 infractions)
Fewest Penalty Yards For	10	at NY Jets, 12-28-85 (1 infraction)
	15	at Miami, 1-12-86 (2 infractions)
	18	at San Diego, 1-5-64 (1 infraction)
	27	at Miami, 1-8-83 (4 infractions)
Most Penalties Vs.	10	at Oakland, 12-18-76 (83 yards)
	8	vs. Houston, 12-31-78 (92 yards)
Fewest Penalties Vs.	1	at NY Jets, 12-28-85 (10 yards)
	1	at San Diego, 1-5-64 (18 yards)
Most Fumbles For	4	vs. Chicago, 1-26-86
	3	at LA Raiders, 1-5-86
Most Fumbles Lost	4	vs. Chicago, 1-26-86
	2	at Miami, 1-12-86
	2	at LA Raiders, 1-5-86


## INDIVIDUAL

Yards Rushing	105	Craig James at Miami, 1-12-86
	104	Craig James at LA Raiders, 1-5-86
	87	Robert Weathers at Miami, 1-12-86
	68	Sam Cunningham at Oakland, 12-18-76



Rushing Attempts	23	Craig James at LA Raiders, 1-5-86
	22	Craig James at Miami, 1-12-86
	22	Craig James at NY Jets, 12-28-85
TDs Rushing	20	Sam Cunningham at Oakland, 12-18-76
	1	Andy Johnson at Oakland 12-18-76
		Larry Garron at San Diego 1-5-64
		Jess Philips at Oakland 12-18-76
		Craig James at LA Raiders 1-5-86
		Mosi Tatupu at Miami, 1-12-86
Longest TD Rush	7	Larry Garron at San Diego 1-5-64
	3	Jess Philips at Oakland 12-18-76
	2	Craig James at LA Raiders 1-5-86
	1	Mosi Tatupu at Miami 1-12-86
	1	Andy Johnson at Oakland, 12-18-76
Longest Rush	45	Robert Weathers at Miami, 1-12-86
	23	Tony Collins at Denver, 1-4-87
	22	Sam Cunningham at Oakland, 12-18-76
	22	Mosi Tatupu at Miami, 1-12-86
Yards Passing	300	Babe Parilli at Buffalo, 12-28-63
	189	Babe Parilli at San Diego, 1-5-64
	189	Steve Grogan at Miami, 1-8-83
	179	Tony Eason at NY Jets, 12-28-85
Passing Attempts	35	Babe Parilli at Buffalo, 12-28-63
	30	Steve Grogan vs. Chicago, 1-26-86
	30	Steve Grogan at Miami, 1-8-83
	29	Babe Parilli at San Diego, 1-5-64
TDs Passing	3	Tony Eason at Miami, 1-12-86
	2	Tony Eason at Denver, 1-4-87
	2	Babe Parilli at Buffalo, 12-28-63
Yards Receiving	129	Gino Cappelletti at Buffalo, 12-28-63 (4 Rec.)
	120	Larry Garron at Buffalo, 12-28-63 (4 Rec.)
	101	Russ Francis vs. Houston, 12-31-78 (8 Rec.)
	100	Stanley Morgan at Denver, 1-4-87 (3 Rec.)
Receptions	8	Russ Francis vs. Houston, 12-31-78
	7	Stanley Morgan vs. Chicago, 1-26-86
	7	Don Hasselbeck at Miami, 1-8-83
TD Receptions	2	Larry Garron at Buffalo, 12-28-63
	2	Stanley Morgan at Denver, 1-4-87
	1	Russ Francis at Oakland, 12-18-76
	1	Harold Jackson vs. Houston, 12-31-78
	1	Russ Francis vs. Houston, 12-31-78
	1	Don Hasselbeck vs. Miami, 1-8-83
	1	Stanley Morgan at NY Jets, 12-28-85
	1	Lin Dawson at LA Raiders, 1-5-86
	1	Tony Collins at Miami, 1-12-86
	1	Robert Weathers at Miami, 1-12-86
	1	Derrick Ramsey at Miami, 1-12-86
	1	Irving Fryar vs. Chicago, 1-26-86
Longest Reception	59t	Larry Garron from Babe Parilli at Buffalo, 12-28-63
	45t	Stanley Morgan from Tony Eason at Denver, 1-4-87
	39	Irving Fryar from Tony Eason at NY Jets, 12-28-85
	36t	Stanley Morgan from Tony Eason at NY Jets, 12-28-85
	36t	Stanley Morgan from Tony Eason at Denver, 1-4-87
	29	Derrick Ramsey from Tony Eason at LA Raiders, 1-5-86
	26t	Russ Francis from Steve Grogan at Oakland, 12-18-76
Longest Int. Ret.	26	Fred Marion at NY Jets, 12-28-85
	22	Fred Marion at LA Raiders, 1-5-86
	21	Fred Marion at Miami, 1-12-86
	18	Garin Veris at NY Jets, 12-28-85
	13	Ross O'Hanley at Buffalo, 12-28-63
Longest Punt	68	Tom Yewcic at San Diego, 1-5-64
	62	Rich Camarillo vs. Chicago, 1-26-86
Most Punts	9	Rich Camarillo at Denver, 1-4-87 (50.2 avg.)
	7	Tom Yewcic at Buffalo, 12-28-63 (32.3 avg.)
	7	Tom Yewcic at San Diego, 1-5-64 (47.0 avg.)
	6	Rich Camarillo vs. Chicago, 1-26-86 (43.8 avg.)
Best Punt Avg.	50.2	Rich Camarillo at Denver, 1-4-87 (9 kicks)
	47.0	Tom Yewcic at San Diego, 1-5-64 (7 kicks)
	45.0	Rich Camarillo at LA Raiders, 1-5-86 (5 kicks)
	44.0	Mike Patrick at Oakland, 12-18-76 (3 kicks)
Longest Punt Ret.	28	Art Graham at Buffalo, 12-28-63
Longest KO Ret.	47	Ray Clayborn vs. Houston, 12-31-78
	37	Stephen Starring at Miami, 1-12-86
Longest FG	45	Tony Franklin at LA Raiders, 1-5-86
	42	John Smith at Miami, 1-8-83
	41	Tony Franklin at NY Jets, 12-28-85
	38	Tony Franklin at Denver, 1-4-87
Most FGs Made	4	Tony Franklin at NY Jets, 12-28-85 (33, 41, 20, 26)
	4	Gino Cappelletti at Buffalo, 12-28-63 (28, 12, 33, 36)
	2	Tony Franklin at LA Raiders, 1-5-86 (45, 32)
	2	John Smith at Miami, 1-8-63 (23, 42)
Most FGs Attempted	5	Tony Franklin at NY Jets, 12-28-85 (33, 41, 20, 41wl, 26)
Most Points	14	Gino Cappelletti at Buffalo, 12-28-63 (4 FGs, 2 PAT kicks)
	14	Tony Franklin at NY Jets, 12-28-85 (4 FGs, 2 PAT kicks)
	12	Stanley Morgan at Denver, 1-4-87 (2 TDs)
	12	Larry Garron at Buffalo, 12-28-63 (2 TDs)
	9	Tony Franklin at LA Raiders, 1-5-86 (2 FGs, 3 PAT kicks)

# RADIO NETWORK



## DALE ARNOLD

## GINO CAPPELLETTI

The radio tandem of Dale Arnold and Gino Cappelletti will be describing every play of every exciting New England Patriots game in 1989 over the 48-station Patriots' Radio Network.

Arnold, who will handle the play-by-play, is a 33-year-old New England-born announcer who was the smooth radio voice of the New Jersey Devils of the National Hockey League for the 1986-87 seasons. Prior to his work with the Devils, Arnold was the voice of the American Hockey League's Maine Mariners for six seasons. During that time, he was named Maine Sportscaster of the Year in 1982 and was the 1985 recipient of the AHL's MacKenzie Award, which is awarded to the person who best promotes their team and the league. Born in Bourne, Mass., Arnold lived in Brunswick, Maine for 18 years, including four years at Bowdoin College, which he graduated from in 1979. Arnold started working in radio at the age of 15 when he began doing high school football for WKXA in Brunswick, which eventually led to Bowdoin College football and hockey.

Cappelletti, the color analyst, had an outstanding playing career with the Patriots from 1960-70. As a wide receiver and kicker, he played in 152 consecutive games and established the Patriots, all-time career scoring mark of 1,130 points. After his brilliant career on the field, he quickly became recognized as an outstanding broadcaster. From 1972-78, he was the color analyst on the Patriots' Radio Network along with play-by-play announcer Gil Santos. In addition, Cappelletti also did color for all Boston College games during that same time span. In 1979 he jumped to the coaching ranks, serving as assistant coach in charge of special teams for the Patriots. After three seasons on the sidelines, he returned to broadcasting and spent three years as a weekend sports reporter for WBZ radio. In 1987 he returned to the announcing booth as color analyst for BC football.

The Patriots' Radio Network, headed by flagship station WHDH in Boston, is comprised of 48 stations. The network carries all of the Patriots' preseason and regular season games.

As of June 16, 1989, the network includes the following affiliates:

### CONNECTICUT

Groton	WSUB	980 AM
Hartford	WPOP	1410 AM
Old Saybrook	WLIS	1420 AM
Putnam	WINY	1350 AM

### MAINE

Bath	WJTO	730 AM
Bangor	WKIT	1200 AM
Biddeford	WIDE	1400 AM
Dover-Foxcroft	WDME	1340 AM
Dover-Foxcroft	WDME	103.1 FM
Lincoln	WLKN	1450 AM
Lincoln	WLKN	99.3 FM
Lewiston	WLAM	1470 AM
Portland	WKZN	870 AM
Rockland	WRKD	1450 AM
Rockland	WRKD	93.5 FM
Rumford	WRUM	790 AM
Waterville	WTVL	1490 AM
Waterville	WTVL	98.5 FM

### MASSACHUSETTS

Amherst	WTTT	1430 AM
BOSTON	WHDH	850 AM
(FLAGSHIP STATION)		
Fall River	WSAR	1480 AM
Falmouth	WCIB	101.9 FM
Fitchburg	WFGL	960 AM
Great Barrington	WSBS	860 AM
Greenfield	WGAM	1520 AM

Lowell	WLLH	1400 AM
New Bedford	WBSM	1420 AM
Pittsfield	WUHN	1100 AM
Springfield	WSPR	1270 AM
Ware	WARE	1250 AM
Worcester	WORC	1310 AM

### NEW HAMPSHIRE

Conway	WMWV	1050 AM
Conway	WMWV	93.5 FM
Franklin	WFTN	1240 AM
Laconia	WLNH	98.3 FM
Manchester	WGIR	610 AM
Portsmouth	WHEB	750 AM
Rochester	WKOS	930 AM
Rochester	WKOS	96.7 FM

### NEW YORK

Albany	WPTR	1540 AM
--------	------	---------


### RHODE ISLAND

Providence	WHJJ	920 AM
Wickford	WKFD	1370 AM
Woonsocket	WWON	1240 AM

### VERMONT

Brattleboro	WKVT	1490 AM
Middlebury	WFAD	1490 AM
Randolph	WWWV	1320 AM
Rutland	WSYB	1380 AM
Waterbury	WDEV	550 AM

# SULLIVAN STADIUM



There are new owners of Sullivan Stadium. The change took place over the just-passed off-season as Robert Kraft, president and one of the owners of WNEV-TV (channel 7, the CBS affiliate) in Boston and Boston businessman Steven Karp purchased the stadium from Stadium Management Corporation (SMC).

In addition to his work with Channel 7, Kraft is a very successful businessman, with the International Forest Products company in Boston (makers of corrugated boxes) one of his firms. Karp is a major developer of real estate, building malls and office complexes.

Sullivan Stadium has gone through some other changes through the years. One of the biggest was its name being changed. When it was built, the stadium was known as Schaefer Stadium, and then on May 23, 1983 it was changed to its present name, as part of a long-term, multi-million dollar marketing agreement between Anheuser-Busch, Inc. and SMC.

At that time, Charles B. Fruit, Vice President — National Media for Anheuser-Busch, said, "We have named this facility Sullivan Stadium as a tribute to the founder, owner and driving force of the Patriots, William H. Sullivan, Jr." Fruit also added that Sullivan and his family—one of the most prominent sporting families in America and New England—have made many contributions to the Greater Boston and Foxboro communities, and to the economic well-being of both.

Sullivan Stadium was originally built at the cost of \$6.7 million and financed through the private sale of more than 400,000 shares of stock in Stadium Realty Trust. The official ground breaking ceremony took place on September 23, 1970 and 326 days later (August 15, 1971) the first game was played at the new Foxboro facility. In that game, the Patriots posted a 20-14 win over the NY Giants before 60,423 fans.

With space to park 16,000 automobiles surrounding the stadium, the site covers an area of 15 acres and is as long as it is wide, 700 feet. In the process of excavating the bowl shape for the stadium, 250,000 cubic yards of earth was removed from the 35-feet deep hole. The J.F. White Construction Company of Newton, MA, then used 15,000 cubic yards of concrete and 660 tons of steel to erect the stadium.

Sullivan Stadium has had three different field surfaces during its existence with the newest installation being completed in 1984. In 1977, the original Poly-Turf surfaced was removed, an entirely new drainage system installed, the field crown raised four inches and the entire field was resurfaced with a SuperTurf carpet. During the 1984 field resurfacing project, SuperTurf was again used to cover the Sullivan Stadium floor. Lighting is provided by three towers with 324 mercury lamps (1500 watts per), 200 candle power per square foot on the playing field.

On November 6, 1981, the newly formed Stadium Management Corporation (SMC) headed by Patriots' Executive Vice President Chuck Sullivan, completed the purchase of the then-named Schaefer Stadium and its related assets from Stadium Realty Trust. During the ensuing off-season, SMC began a multi-million dollar renovation and improvement program. With the work being done by the stadium's original builder, J.F. White Construction Company, the stadium took on a new look. Featured in the program was the installation of a Diamond Vision full color instant replay video scoreboard, a 20,000 square foot addition to the Patriots' administrative building, a complete renovation of the stadium's restroom facilities and the addition of 42 stadium suites to the press box facility. Included in the press box renovation was the addition of two more levels to the original two (including a fully-modern media level) and the construction of two additional elevators to the existing one in service.

Prior to the major improvement work being completed, the stadium capacity was 61,297 for football. The new stadium capacity is now 60,794 and includes 6,103 endzone seats, 504 luxury seats, 5,604 sideline chairs, 675 corner chair seats and 47,908 sideline seats.

To the people of New England, the name Sullivan Stadium has meaning far beyond the Patriots Football Club. Boston College, for example, has played some of their biggest games here. In 1984, BC fans roared their excitement as the Doug Flutie-led team competed against North Carolina and Syracuse.

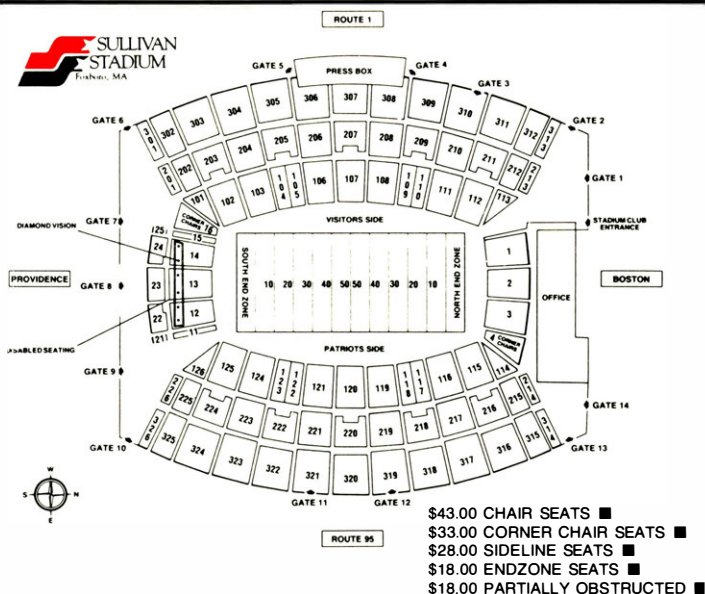
On yet another level of football, Sullivan Stadium continues to host the High School Super Bowl games. The outcome of Eastern Massachusetts' three largest divisional championships is determined on the Patriots' home ground.

Outside of football, the Stadium has presented popular entertainment extravaganzas on a regular basis during the spring and summer months. Over the past few years, such names as **The Police**, **David Bowie**, **Simon and Garfunkel**, **Willie Nelson**, **Madonna**, **Bob Dylan**, **U2**, **the Grateful Dead**, **Van Halen** and **Pink Floyd** have taken center stage there.

In addition, fans have echoed the roars of super-engines during **Truck/Tractor Pulls** and **Supercross** events. Whole families have enjoyed the diverse entertainment offered at the traditional **New England Fair** and people of all nationalities happily participate in an annual **New England Irish Festival**. A significant **Pro Wrestling** event featuring such legends as Hulk Hogan and Rowdy Roddy Piper was also staged in 1985.

During the summer of 1988, in addition to the **New England Fair**, the Stadium hosted an **international soccer match** between Portugal and Italy.

This summer, the Stadium hosted **The Who** in addition to holding a drum and bugle competition — and there was even an opera, **the Aida Opera**.



## DIRECTIONS

**From Boston:**  
Rt 3S (S.E. Expressway) to Rt 128N  
to Rt 95S; Exit 9 onto Rt 1S. \*\*

**From Cape Cod:**  
Rt 495N to exit 14A onto Rt 1N \*

**From Maine, New Hampshire:**  
Rt 128S to Rt 95S; Exit 9 onto  
Rt 1S. \*\*

**From northern Connecticut,  
Vermont, upstate New York:**  
Rt 90E (Massachusetts Tnpk.) to  
Rt 495S; Exit 14A onto Rt 1N. \*

**From southern Connecticut, Rhode  
Island:**  
Rt 95N to Rt 495N; Exit 14A onto  
Rt 1N. \*

\* Follow Rt 1N approximately 4 miles to Sullivan Stadium  
\*\* Follow Rt 1S approximately 3 miles to Sullivan Stadium

# Ask Mr. Foster

Travel Service Since 1888

## ***"The Official Travel Agency of The New England Patriots"***

Ask Mr. Foster is one of America's oldest and largest travel agencies. There are almost 1,000 offices nationwide to serve your needs. We are excited to be associated with the New England Patriots. Call us for all your travel needs: Corporate, Vacation, and Special Fan Travel Programs.

### **Away Game Fan Travel Programs**

Boston (617) 868-0099

Outside Boston

Toll-Free 1-800-283-8777

### **Corporate Travel**

Sales Office (617) 661-1793

Local Licensee: Presidential Travel

124 Mount Auburn Street, Cambridge, MA 02138

### **PATRIOTS HOTELS FOR 1989 SEASON**

#### **GAME**

Seattle at St. Louis (Preseason)  
Atlanta (Preseason)  
New York Jets  
Buffalo  
Atlanta  
San Francisco  
Indianapolis  
Los Angeles Raiders  
Miami  
Pittsburgh

#### **HOTEL**

Hyatt Regency  
Marriott Marquis  
Sheraton Meadowlands  
Buffalo Marriott  
Marriott Marquis  
Airport Westin  
Hyatt Regency  
Century Plaza Hotel & Tower  
Marriott Cypress Creek  
Westin William Penn

#### **PHONE**

314/231-1234  
404/586-6062  
201/507-2729  
716/689-6900  
404/586-6062  
415/872-8103  
317/632-1234  
213/277-2000  
305/771-0440  
412/553-5012



# BRYANT COLLEGE



Since 1976, the Patriots have conducted summer practice sessions at Bryant College in Smithfield, Rhode Island. Situated on a beautiful 295-acre campus located 12 miles northwest of Providence, Bryant offers a Bachelor of Science degree in Business Administration and Criminal Justice at the undergraduate level, as well as graduate programs in Business Administration and Science in Taxation. Bryant's enrollment includes 3,000 full-time day students and 2,850 evening students. More than 2,000 students reside on campus.

Bryant has a 126-year-old tradition of excellence in business education and relocated from a Providence campus in 1971. Since that time, the campus has expanded to accommodate an ever-increasing student enrollment. The focal point of the campus is the award-winning Unistrukture (pictured above) that houses faculty and administrative offices as well as classrooms, a swimming pool, bank, U.S. Post Office, dining facilities and the Patriots' summer offices.

In 1981, a newly-completed Multipurpose Activities Center (MAC) was opened adjacent to the original physical education building. These structures provide the Patriots with expansive areas for their locker rooms, athletic training staff, equipment storage and the team's strength and conditioning center.

A new student union called Bryant Center opened in November of 1986, while a new freshman dormitory named Dormitory 15 opened in September of 1986. Bryant Center, a triangular, three-level structure, houses a variety of dining areas, several convenience stores, the campus bookstore, recreation rooms and student organization offices. Dormitory 15 houses more than 300 students.

In 1987, the college opened a computer lab, the Kossler Technology Center.

Roger Begin, the Rhode Island Lieutenant Governor, is a 1976 Bryant College graduate. Also, pro golfer Jim Hallett is a 1983 graduate and Steve Crowley, the money management editor for ABC-TV's Good Morning America, is a 1970 graduate.

Since moving their summer training site to Bryant, the Patriots have amassed a 113-73 regular-season record (60.7%), indicative of the fine preseason training facilities offered at the Smithfield campus.

## IMPORTANT DATES

### JUNE:

Thurs. 1 No more than 80 players under contract

### JULY:

Tues. 18 Rookies report to Training Camp (Bryant College)

Fri. 21 Veterans report to Training Camp (Bryant College)

### AUGUST:

Sat. 12 Patriots open preseason (host NY Giants, 7 p.m.)

Fri. 25 Training Camp closes

Tue. 29 Roster cutdown to maximum of 60 players

### SEPTEMBER:

Mon. 4 Roster cutdown to maximum of 47 players

Sun. 10 Patriots open regular season (at NY Jets, 4 p.m.)

### OCTOBER:

Tues. 17 Trading period ends

### DECEMBER:

Sun. 24 Patriots close out regular season (host LA Rams, 1 p.m.)

Sun. 31 AFC and NFC Wild Card Playoff Games

### JANUARY:

Sat.-Sun. 6-7 AFC and NFC Divisional Playoff Games

Sun. 14 AFC/NFC Championship Games

Sun. 28 Super Bowl XXIV, Louisiana Superdome, New Orleans, La.

### FEBRUARY:

Sun. 4 AFC-NFC Pro Bowl, Aloha Stadium, Honolulu, Hawaii


### MARCH:

Mon.-Fri. 12-16 NFL Annual Meeting at Orlando, Fla.

### APRIL:

Sun.-Mon. 22-23 Annual Player Draft (New York City)





**WHEN THE BLITZ IS ON,**

**GATORADE® IS THIRST AID FOR THAT DEEP DOWN BODY THIRST.**



# PATRIOTS 850 WHDH ARNOLD CAPPELLETTI

## UNBEATABLE

New England has two great football teams. The Patriots are one. Dale Arnold, Gino Cappelletti and 850 WHDH are the other.

Tune in to the 1989 New England Patriots season on 850 WHDH. Hear all the action. Pre-games and post-games; home and away.

How can you beat that?

**WHDH**  
850 AM

Dale  
Arnold

Gino  
Cappelletti

