



1993 MEDIA GUIDE



1993 NEW ENGLAND PATRIOTS SCHEDULE

PRESEASON

DATE			OPPONENT	TIME
August	7	(Sat)	at San Diego Chargers	9:00 pm
August	14	(Sat)	Cleveland Browns (at Toronto, Ontario)	7:30 pm
August	20	(Fri)	GREEN BAY PACKERS	7:00 pm
August	27	(Fri)	KANSAS CITY CHIEFS	7:00 pm

REGULAR SEASON

DATE			OPPONENT	TIME
September	5	(Sun)	at Buffalo Bills	1:00 pm
September	12	(Sun)	DETROIT LIONS	1:00 pm
September	19	(Sun)	SEATTLE SEAHAWKS	1:00 pm
September	26	(Sun)	at New York Jets	8:00 pm
October	3	(Sun)	**OPEN DATE**	
October	10	(Sun)	at Phoenix Cardinals	4:00 pm
October	17	(Sun)	HOUSTON OILERS	1:00 pm
October	24	(Sun)	at Seattle Seahawks	4:00 pm
October	31	(Sun)	at Indianapolis Colts	1:00 pm
November	7	(Sun)	BUFFALO BILLS	1:00 pm
November	14	(Sun)	**OPEN DATE**	
November	21	(Sun)	at Miami Dolphins	1:00 pm
November	28	(Sun)	NEW YORK JETS	
December	5	(Sun)	at Pittsburgh Steelers	1:00 pm
December	12	(Sun)	CINCINNATI BENGALS	1:00 pm
December	19	(Sun)	at Cleveland Browns	1:00 pm
December	26	(Sun)	INDIANAPOLIS COLTS	1:00 pm
January	2	(Sun)	MIAMI DOLPHINS	1:00 pm

(Home Games in **ALL CAPS**—All Times Eastern)

NEW ENGLAND PATRIOTS 1993 MEDIA GUIDE

This Media Guide has been prepared to assist all members of the media in their coverage of the Patriots during the 1993 season. Should you require additional information, further assistance or wish to arrange interviews, please contact Mike Hanson, Stacey James or Barbara Rizzo at (508) 543-8200 or (508) 543-7998. Hanson's home phone number is (508) 668-4832 and James' home number is (508) 699-0722.

TABLE OF CONTENTS

All-Time Leaders (Top 10) 146	100-Yard Rushers 155
Biographies:	300-Yard Passers 154
Coaches 9	Offensive Statistics (1992) 104
Draft Choices 78	Patriots in Overtime 118
Free Agents 89	Player Movements (1992) 116
Administration 4	Preseason Results 158
Veteran Players 21	Patriots In Prime Time 189
Cheerleaders 198	Pro Bowl Players 185
Club Directory 2	Records:
Coaches Roster (All-Time) 190	Consecutive 144
Draft List (All-Time) 179	Individual 120
Defensive Statistics (1992) 107	Team 131
Game-By-Game Review 94	Regular Season Results ... 161
Head Coaches Records 190	Roster 74
Historical Highlights 186	Roster (All Time) 174
Last Time It Happened 149	Season Review (1992) 93
Largest Crowds 143	Series Results 170
Longest Plays 148	Total Yardage Leaders 154
NFL Standings (1992 Final) 119	Travel Plans (1993) 73
100 Games-Played List 178	Year by Year Attendance .. 145
100-Yard Receivers 156	Year by Year Leaders 150

1993 PATRIOTS MEDIA GUIDE CREDITS

Written: Mike Hanson, Stacey James and Anthony Moretti

Edited: All Of Us

Special Assistance: Barbara Rizzo

Design & Typesetting: Mike Hanson & Peg Myers

Graphic Design: Gamble Design of Portsmouth, N.H.

Printing: Hart Printing of Boston, Mass.

Negatives: Sprintout of Providence, R.I.

Advertising Sales: Ann Haley & Tracey Goulet

Inside Photos: Patriots' team photographer David Silverman, Stephen Cloutier, and Tom Croke of Visual Image Inc.

1993 CLUB DIRECTORY

NEW ENGLAND PATRIOTS FOOTBALL CLUB, INC.

Foxboro Stadium, Rt. 1, Foxboro, MA 02035

Administrative Offices: (508) 543-8200

Ticket Office: (508) 543-1776

PR Fax: 508-543-9053

ADMINISTRATION

Chairman of the Board	James B. Orthwein
Vice Chairman of the Board	Michael O'Hallaron
Executive V.P., Football Operations	Patrick Forte'
Executive V.P., Business Operations	James Hausmann
Vice President	Francis J. Kilroy
Controller	Virginia Widmann

ADMINISTRATION SUPPORT STAFF

Asst. to V.P. of F.O./B.O.	Melissa Harris
Accounting Assistant	Susan Desrosiers
Player Resources Coordinator	Judy Pepin
Receptionist	Joan Bishop
Stadium Operations	Edie Myers
.....	Ray Myers

SCOUTING AND PERSONNEL

Director of College Scouting	Charles Armeay
Pro Scouting	Bobby Grier
Pro Scouting/Player Assistance	Joel Collier
Personnel Scout	Jack Bush
Personnel Scout	Robert Cegelski
Personnel Scout	Larry Cook
Personnel Scout	Charles Garcia
Personnel Scout	Mike Pollom
College Scouting Administrator	Nancy Meier
Administrator	Sharon Kelly

COACHING STAFF

Head Coach	Bill Parcells
Offensive Backs	Dave Atkins
Defensive Line.....	Romeo Crennel
Defensive Coordinator/Linebackers	Al Groh
Offensive Line	Fred Hoaglin
Wide Receivers	Chris Palmer
Strength and Conditioning	Johnny Parker
Offensive Coordinator	Ray Perkins
Special Assistant	Dante Scarnecchia
Special Teams	Mike Sweatman
Defensive Backs	Bob Trott
Tight Ends	Charlie Weis

FOOTBALL SUPPORT STAFF

Director of Operations	Mike Quashie
Head Trainer	Ron O'Neil
Assistant Trainer	Kirk Brumels
Equipment Manager	George Luongo
Assistant Equipment Manager	Don Brocher
Video Director	Ken Deininger
Assistant Video Director	Dave Sutherby
Field Superintendent	Pierre Landry
Operations Assistant	Dennis Brolin
Admin. Asst. to the Head Coach	Christine Coulter
Secretary to Assistant Coaches	Marita Nunes
Staff Assistant	Anthony Moretti, Jr.
Team Security	Frank Mendes
Team Physician	Bertram Zarins, M.D

DATA PROCESSING DEPARTMENT

Director of Data Processing	Peg Myers
Computer Operations Manager	Joe Ziobro
Programmer	Peter MacDonald

PUBLIC/COMMUNITY RELATIONS STAFF

Director of Public Relations	Mike Hanson
Director of Community Relations	Nadine Jackson
Assistant Director of Public Relations	Stacey James
Public Relations Assistant	Barbara Rizzo
Team Photographer	David Silverman
Public Relations Interns	Andrew Osofsky
.....	Wendy Spander


SALES, MARKETING AND TICKET SALES STAFF

Executive Director of Marketing	Ann Haley
Director of Special Projects	Mitch Hardin
Director of Ticket Sales	Ken Sternfeld
Promotions Coordinator	Katrin Anderson
Marketing Coordinator	Tracey Goulet
Special Projects Coordinator	Chris Thoms
Corporate Sales Executive	Greg Paraiso
Corporate Sales Executive	Pam Roche
Corporate Sales Executive	Alex von Litchenberg
Cheerleader Director & Choreographer	Lisa Coles
Box Office Manager	Mike Nichols
Asst. Box Office Manager	Joanne Nichols
Ticket Office Assistant	Ben Lentz
Ticket Office Assistant	Bill Nelson
Sports Marketing	John Giles
Sports Marketing	Michael Hoey
Sports Marketing	Bruce LaFerriere
Sports Marketing	Bob Mazur

ADMINISTRATION

**JAMES B.
ORTHWEIN**

**Chairman
of the Board**



On May 11, 1992, James B. Orthwein became the New England Patriots' Chairman of the Board when he purchased the majority interest in the club from Victor K. Kiam II.

The 69-year-old Orthwein is chairman of Huntleigh Asset Partners, a private investment partnership in Clayton, Missouri and a lifelong resident of St. Louis, Mo. In 1984, Orthwein co-founded the Huntleigh Asset Partners, L.P. In addition to substantial public market investments, the Partners have a majority interest in five private businesses: Huntleigh Securities, Inc., a securities brokerage company; Huntleigh/Byrne Investment Advisors, an investment advisory firm; Huntleigh/McGehee Incorporated, a full line insurance brokerage company; Huntleigh Telecommunications Group, a telecommunications business located in El Paso, Texas; and Jameson Leasing, an automobile leasing company. In addition, Orthwein is a member of the Board of Directors of Anheuser-Busch Companies, Inc.

Orthwein began his business career with D'Arcy Advertising Co. in 1947. In his first five years with the company, he worked in virtually every department and held the titles of copywriter, account executive, creative director and management supervisor. In 1952, he was elected vice president and in 1956 was named director. He was elected Chairman of the Board of D'Arcy in 1970 and later became Co-Chief Executive Officer following the merger with MacManus, John & Adams. Beginning in 1976, he served as Chairman and Chief Executive Officer of DM&M Worldwide, Inc. until his retirement from the agency in 1983.

Under Orthwein's leadership, DM&M Worldwide, Inc. achieved billing of more than \$1 billion and was ranked among the top 12 advertising agencies in the world at the time he retired.

In 1979, Orthwein was named the Southern Advertising Markets Man of the Year. The following year, he was honored with the Advertising Club of Greater St. Louis' silver medal.

He has served as a member of the Board of Directors of civic and philanthropic organizations, including the St. Louis Symphony Orchestra, the Missouri Historical Society and the United Way of greater St. Louis.

Orthwein's hobbies include horseback riding, hunting, fishing and oil painting. He rides and hunts frequently and is a member of the Missouri Horseman's Hall of Fame. Over the years, he has helped raise more than \$1 million for horse show related charities.

An avid sportsman, Orthwein is a hunter and skeet shooter and was Master of Foxhounds of the Bridlespur Hunt for 35 years. He remains an active member at a variety of clubs in the St. Louis area, including Bogey Club, Deer Creek Club, Old Warson Country Club and the Racquet Club. In addition, Orthwein is also an active member at the Clambake Club, the Newport Reading Room, the Newport Country Club and the Spouting Rock Beach Association in Newport, R.I., as well as

the Racquet and Tennis Club in New York.


He is considered a world class fisherman as well and currently holds three I.G.F.A. flyrod world records for bonefish (a 15-pounder on a four-pound tippet, a 13-pounder on a 16-pound tippet and a 12-pounder on a two-pound tippet). His world records were all caught off the coast of Bimini, in the Bahamas, on a fly he invented and ties himself. He once caught a black marlin weighing more than 1,000 pounds while deep sea fishing in Cairns, Australia.

Orthwein attended private schools in St. Louis prior to his studies at Choate Preparatory School in Wallingford, Conn. He then returned to St. Louis, where he enrolled at Washington University.

Orthwein was born March 13, 1924 in St. Louis, Mo. The father of four children, he lives in Huntleigh Village in St. Louis County.

MICHAEL J. O'HALLARON

**Vice Chairman
of the Board**



Michael J. O'Hallaron joined the Patriots on May 11, 1992 when partner James B. Orthwein purchased the franchise. O'Hallaron was appointed Vice Chairman of the Board and has worked closely with the organization since that time.

In 1984, O'Hallaron co-founded the Huntleigh Asset Partners, L.P. In addition to substantial public market investments, the Partners have a majority interest in five private businesses: Huntleigh Securities, Inc., a securities brokerage company; Huntleigh/Byrne Investment Advisors, an investment advisory firm; Huntleigh/McGehee Incorporated, a full line insurance brokerage company; Huntleigh Telecommunications Group, a telecommunications business located in El Paso, Texas; and Jameson Leasing, an automobile leasing company.


After earning his MBA degree from St. Louis University, O'Hallaron began his career in 1968 as a financial analyst for a major Trust company. Over the next several years, he held positions as a financial analyst and portfolio manager. In 1972, he became head of regional research for a New York Stock Exchange firm. In 1976, he was named the finance director for D'Arcy MacManus & Masius, a worldwide advertising firm. By the time O'Hallaron left the firm in 1983, he held the position of Senior Vice President - Finance and Administration.

Through a Partnership investment, O'Hallaron became President, Chief Operating Officer and member of the Board of a New York Stock Exchange company in 1986. The subsequent sale of that investment led to the purchase of Huntleigh Securities in 1988. O'Hallaron is a member of the Boards of Directors of each of the Partnership's private business investments. When not involved in operating issues at the Partnership businesses, his time is spent pursuing public market investing and trading.

O'Hallaron was born in St. Louis, Missouri on September 6, 1945. In his spare time, he enjoys playing golf and swimming. O'Hallaron and his family reside in the St. Louis suburb of Frontenac, Mo.

PATRICK FORTE'

**Executive
Vice President
Football Operations**



Patrick Forte', in his third season with the Patriots, was appointed Executive Vice President of Football Operations on January 21, 1993. In his new position, Forte' is responsible for all club administrative and football matters.

Forte', along with Executive Vice President James Hausmann, conduct all Patriots contract negotiations and report directly to Patriots Owner James B. Orthwein. In addition, Forte' lends his expertise in overseeing each of the football operations departments for the Patriots. These responsibilities include the supervising of all player personnel matters, field and facility operations, physician and trainer accountability, as well as the coordination of all equipment and video needs.


Forte' joined the Patriots organization on January 8, 1991 as Vice President of Administration. Prior to joining the Patriots, he was the Philadelphia Eagles' Assistant to the President, Chief Operating Officer and Chief Contract Negotiator from 1986-90.

The 43-year-old Forte' attended Lincoln University in Missouri. Forte' began his career in the field of public relations, working for General Motors and Honeywell corporations. He began his career in sports administration as an agent in 1980. After six years of negotiating contracts and endorsements for athletes, Forte' joined the Philadelphia Eagles to direct their contract negotiating efforts.

Patrick Forte' was born on March 17, 1950 in Flint, Mich. He and his wife, Christine, have two daughters, Brandi (4/28/81) and Jade (5/28/83) and reside in Weston, Mass.

JAMES HAUSMANN

**Executive
Vice President
Business Operations**



James R. Hausmann, in his second season with the Patriots, was appointed Executive Vice President of Business Operations on January 21, 1993.

In his current position, Hausmann is responsible for non-football business and provides financial guidance and support for all of the team's football-related activities, including contract negotiations.

He supervises the Patriots' off-field departments, including finance and accounting, data processing, marketing, ticket sales/operations, public relations, community relations, cheerleading, Patriots Club and merchandising activities. Hausmann, along with Coach Bill Parcells and Executive Vice President Patrick Forte, report directly to Chairman and President James B. Orthwein.


Hausmann joined the Patriots organization on May 17, 1992 as Vice President and Chief Financial Officer. Before joining the Patriots, Hausmann, a CPA, was an audit manager in public accounting at Deloitte and Touche in St. Louis, Mo. from 1990-92 and 1970-84 at Deloitte Haskins & Sells. During 1985-89, he worked as chief financial officer for a regional stock brokerage firm in St. Louis.

Hausmann is a member of the American Institute of CPA's and the Missouri Society of CPA's.

A 44-year-old native of Collinsville, Ill., Hausmann graduated from Southern Illinois University in 1970 with a B.S. in business administration and accounting. Jim and his wife, Terri, have three children, Jennifer (4/28/81), Kyle (6/3/84) and Brian (1/15/87).

FRANCIS J. KILROY

Vice President



Francis J. "Bucko" Kilroy is entering his 51st year in the National Football League. During that time, Kilroy has served in almost every conceivable capacity from player, to general manager to his current position of Vice President of the Patriots.

As one of the club's vice presidents, Kilroy serves as the team's liaison with the league office to ensure the team is adhering to league guidelines and player personnel procedures.

After serving as Patriots general manager from 1979-83, Kilroy was promoted to the position of Vice President on February 16, 1983.

Born in Philadelphia, Kilroy began his NFL career with his hometown Philadelphia Eagles in 1943 and played there for 13 straight seasons. During that time, he once played in 146 consecutive games (league record at the time) and was selected as an all-pro as both offensive guard (1947-49) and middle guard (1952-54). He gained additional honors for his pro grid exploits as he was elected to the NFL's all-decade team for the 1940's and inducted into the Helms Hall of Fame and the Temple Hall of Fame.

He made a gradual entry into the coaching ranks by serving the Eagles for three seasons as a player/coach before assuming the full-time role of line coach for six more NFL campaigns. In addition to coaching, he also served as the club's player personnel director, making him one of the five original talent scouts in the league.

Kilroy was one of the founders — along with Phoenix Cardinals owner William V. Bidwell — of the National Football Scouting combine, now in its 12th year. There are 16 teams that participate in the scouting

service.

In 1962, Bucko was named Director of Player Personnel for the Washington Redskins and then moved to the Dallas Cowboys in 1965 to become a "super scout" with that organization. During Bucko's five-year tenure with the Cowboys, the team won five straight divisional championships.

Kilroy was named Player Personnel Director of the Patriots in 1971. He was appointed General Manager on April 6, 1979. In that capacity, he directed the Patriots' day-to-day business operations, was responsible for all contract negotiations and guided the implementation of a state-of-the-art computer system for the Patriots' operation.

1993 IMPORTANT DATES

July 15 Full Squad Reports To Training Camp

July 31 Hall of Fame Game and Induction

August 7 Preseason opener at San Diego
Jack Murphy Stadium (9:00 p.m.)

August 24 Roster cutdown to 60 players

August 30 Roster cutdown to 47 players

September 5 Regular Season Opener at Buffalo
Rich Stadium (1:00 p.m.)

October 12 Trading Deadline at 4 p.m. (EDT)

January 2 Regular Season Ends

January 8-9 First Round of Playoffs

January 15-16 Second Round of Playoffs

January 23 Conference Championships

January 30 Super Bowl XXVIII in Atlanta

February 6 AFC-NFC Pro Bowl in Honolulu


1993 INDIVIDUAL GAME TICKETS

To order season tickets for the 1993 season, fans can call the Patriots ticket office at 1-800-543-1776 or 508-543-1776.

All individual game tickets can be purchased over the telephone by calling TicketPro, the Patriots new official ticketing service at 1-800-828-7080.

Fans can use either Mastercard or Visa to make their purchases through TicketPro.

COACHING STAFF

BILL PARCELLS**Head
Coach**

Bill Parcells was named the New England Patriots' Head Coach on January 21, 1993. The charismatic coach returns to the sidelines after a 19-month sabbatical, during which time he spent two seasons working as an NBC football analyst. Health concerns forced Parcells from the sidelines following the 1990 New York Giants' championship season. With a full recovery from his heart bypass surgery, Parcells received the medical "green light" to resume his coaching career.

Since joining the Patriots, Parcells has been hard at work in preparation of rebuilding a championship team in New England. A solid foundation for the future was set in April with the addition of 10 draft choices, including the selection of QB Drew Bledsoe with the NFL draft's first overall selection.

Parcells, who currently ranks seventh in victories (77) among active coaches, orchestrated one of the most successful turnabouts in NFL history during his eight-year (1983-90) tenure as the head coach of the New York Giants. Parcells took over the Giants' reins in December of 1982, upon the resignation of head coach Ray Perkins.

Parcells inherited a team that was coming off losing records in nine of the previous 10 seasons and had been to the playoffs just once in 20 years. The following season, the Giants began their metamorphosis. From 1984 to 1990, New York accumulated six winning seasons, including five trips to the playoffs and two Super Bowl Championships. During his eight seasons, Parcells tallied an 85-52-1 career record (.620 winning percentage), which currently ranks Parcells as the second winningest coach in Giants history, behind Steve Owen (151-100-17), the legendary Hall of Famer.

In Parcells' first season (1983) as the head coach, the club was besieged by injuries, as 25 players spent a portion of their season on the injured reserve list. The team also had the double misfortune of leading the NFL in turnovers (58). But, the hurdles the first-year head coach had to overcome on the field were minute in comparison to those he had to endure off the field. The tragic chain of events began in October of 1983 when Parcells lost his backfield coach and friend, Bob Ledbetter, who died of a sudden stroke. That was then followed by the passing of former Giants running back Doug Kotar and the deaths of both of Parcells' parents within six weeks of each other late in the season. On the field, the '83 squad finished with a 3-12-1 record and last in the division. There has probably been no tougher year for a rookie head coach to endure than that season. But, Parcells overcame that tumultuous year and began working diligently to rebuild the franchise.

In 1984, Parcells hired strength and conditioning coach Johnny Parker, who initiated a conditioning program that helped reduce the number of players on injured reserve from 25 to seven. That season, the Giants finished second in the NFC East with a 9-7 record and qualified for a wild card playoff berth. Parcells notched his first playoff victory in

his first attempt, with a 16-13 decision over the Los Angeles Rams. The following week, the Giants lost a hard-fought game to the eventual Super Bowl champion San Francisco 49ers, 21-10. In recognition of his accomplishments, Parcells earned NFC East Coach of the Year honors by *Pro Magazine* and finished second in two major NFL Coach of the Year polls; one to the 49ers' Bill Walsh and the other to Seattle's Chuck Knox.

In 1985, New York finished 10-6 and returned to the playoffs. In the first round, they avenged their 1984 playoff loss with a 17-3 victory over the defending champion San Francisco 49ers. The following week, the Giants were again ousted from the playoffs by the eventual Super Bowl champion, the Chicago Bears. The back-to-back playoff appearances was a task that no other Giants coach had accomplished in over 20 years.

In 1986, Parcells' Giants recorded their greatest single season record ever with a 17-2 mark. They also set a club mark by winning 12 consecutive games, which culminated with a 39-20 win over the Denver Broncos in Super Bowl XXI. In three playoff games, the Giants set an NFL record for cumulative margin of victory with a 102-23 advantage. Parcells was named NFL Coach of the Year in every major poll in the country, a fitting tribute for the spectacular season that Parcells had masterminded.

In 1989, Parcells again earned NFL Coach of the Year honors from NFL Films and NFC Coach of the Year honors from the *Washington Post* for his 12-4 first-place finish. The following season, Parcells led New York's triumphant return to the Super Bowl, winning a dramatic 20-19 decision over the Buffalo Bills. Following the 1990 championship season, Parcells learned of a threatening heart condition and on May 15, 1991 Parcells resigned.

The Oradell, N.J. native was a member of the first graduating class at River Dell High in 1959. Parcells was a three-sport letterman, starring in basketball, football and baseball. He captained and earned all-league honors in each of the respective sports. The tri-sport captain saw double-duty in football, as a quarterback and linebacker, and in baseball as a pitcher and catcher.

He attended Colgate in 1960, then transferred to Wichita State (1961-63), where he excelled as a linebacker. In a game against Tulsa, Parcells ravished the Golden Hurricane backfield, compiling 20 tackles and six sacks. He earned All-Missouri Valley Conference honors as a senior and played in the 1963 Blue-Gray and 1964 College All-Star Games. Opting for a coaching career rather than playing professionally, he joined the staff at Hastings College (Neb.) in 1964 as a defensive assistant. He returned to his alma mater in 1965 to coach the defensive line, before joining Tom Cahill's staff at West Point as linebacker coach in 1966. After coaching Army's Black Knights for four seasons (1966-69), he directed the linebackers at Florida State for three years (1970-72). He then went on to serve as defensive coordinator at both Vanderbilt (1973-74) and Texas Tech (1975-77). He received his first head coaching assignment at the Air Force Academy in 1978, where he piloted the Falcons to a 3-8 record.

Parcells left the collegiate circuit in 1979 to accept an assistant position on Ray Perkins' staff with the New York Giants. Personal matters forced Parcells to resign from the Giants prior to the season. In 1980, he resumed his coaching career as the New England Patriots' linebackers coach on Ron Erhardt's staff. The following season, Parcells left New England to return to the New York Giants as Perkins' defensive coordinator and linebackers coach. His presence created an instant improvement. Prior to Parcells' arrival, the Giants had allowed 425 points to the opposition. In 1981, Parcells installed the 3-4 defense,

1993 NEW ENGLAND PATRIOTS

revamped the secondary and produced a defensive unit which finished the year ranked third in the league. New York posted a 9-7 record, the first winning season recorded in eight years, and qualified for the playoffs for the first time since 1963.

He was born Duane Charles (Bill) Parcells on August 22, 1941, in Englewood, N.J. Bill and his wife, Judith, have three daughters; Suzy, Jill and Dallas, and one grandson; Kyle.

BILL PARCELLS' NFL COACHING RECORD

YEAR	TEAM	W	L	T	PCT.	FINISH
1983	Giants	3	12	1	.219	5th, NFC East
1984*	Giants	9	7	0	.563	2nd, NFC East
1985*	Giants	10	6	0	.625	2nd, NFC East
1986**	Giants	14	2	0	.875	1st, NFC East
1987	Giants	6	9	0	.400	5th, NFC East
1988	Giants	10	6	0	.625	2nd, NFC East
1989*	Giants	12	4	0	.750	1st, NFC East
1990**	Giants	13	3	0	.813	1st, NFC East

Regular Season: 77 49 1 .610


Playoff Record: 8 3 0 .727

Career Total: 85 52 1 .620

* Playoff season ** NFL Champions

NFL ACTIVE COACHES

COACH	YEARS	TEAMS	Regular Season				Career			
			W	L	T	PCT.	W	L	T	PCT.
Don Shula	30	Colts, Dolphins	300	136	6	.686	318	151	6	.676
Chuck Knox	20	Rams, Bills, Seahawks	177	124	1	.588	184	135	1	.577
Dan Reeves	12	Broncos, Giants	110	73	1	.601	117	79	1	.596
Marv Levy	12	Chiefs, Bills	98	77	0	.580	106	82	0	.564
Tom Flores	10	Raiders, Seahawks	85	67	0	.559	93	70	0	.571
M. Schottenheimer	9	Brown, Chiefs	83	51	1	.619	86	58	1	.597
BILL PARCELLS	8	GIANTS, PATRIOTS	77	49	1	.610	85	52	1	.620
Jack Pardee	9	Bears, Redskins, Oilers	74	64	0	.536	75	68	0	.524
Jim Mora	7	Saints	69	42	0	.622	69	46	0	.600
Sam Wyche	9	Bengals, Buccaneers	66	77	0	.462	69	79	0	.466
Jerry Glanville	8	Oilers, Falcons	54	59	0	.478	57	63	0	.475
George Seifert	4	49ers	52	12	0	.813	57	14	0	.803
Ted Marchibroda	6	Colts	50	40	0	.556	50	43	0	.538
Art Shell	4	Raiders	35	25	0	.583	36	27	0	.571
Jimmy Johnson	4	Cowboys	32	32	0	.500	36	33	0	.522
Wayne Fontes	4	Lions	32	37	0	.464	33	38	0	.465
Rich Kotite	2	Eagles	21	11	0	.656	22	12	0	.647
Bruce Coslet	3	Jets	18	30	0	.375	18	31	0	.367
Bill Belichick	2	Browns	13	19	0	.406	13	19	0	.406
Joe Bugel	3	Cardinals	13	35	0	.271	13	35	0	.271
Bobby Ross	1	Chargers	11	5	0	.688	12	6	0	.667
Bill Cowher	1	Steelers	11	5	0	.688	11	6	0	.647
Dennis Green	1	Vikings	11	5	0	.688	11	6	0	.647
Mike Holmgren	1	Packers	9	7	0	.563	9	7	0	.563
David Shula	1	Bengals	5	11	0	.313	5	11	0	.313
Wade Phillips	1	Saints, Broncos	1	3	0	.250	1	3	0	.250
Richie Petitbon	0	Redskins	0	0	0	.000	0	0	0	.000
Dave Wannstedt	0	Bears	0	0	0	.000	0	0	0	.000


DAVID ATKINS**Running
Backs**

COACHING: Atkins, now in his eighth NFL season, was named running backs coach on January 25, 1993. Atkins will focus his efforts on the development of running backs Jon Vaughn and Leonard Russell in his first season with the Patriots. In seven seasons with the Philadelphia Eagles, Atkins was given three areas of concentration, running backs, special teams and tight ends. Last season, he drew the assignment of coaching the tight ends, an area depleted by the departure of all-pro incumbent Keith Jackson. To fill the void, Atkins worked diligently with Keith Byars to prepare the long-time running back for the transition to tight end. In 1991, Atkins directed Philadelphia's special teams units after five seasons of tutoring the Eagles' running backs. In his first year as an NFL assistant, Atkins helped resurrect the Eagles' ground game. Prior to his arrival, Philadelphia's rushing attack finished 23rd in the league. In 1986, the Eagles gained 2,002 yards, producing their highest total since the 1981 season, and soared to an eighth-place ranking. By 1990, the Eagles were averaging 159.8 yards per game, tops in the NFL. Atkins entered the coaching ranks as an assistant at Burges High School in El Paso (1977-78). He joined the college ranks in 1979 as an assistant at his alma mater (Texas-El Paso) where he coached the running backs and kicking game for two years. In 1981, he began a five year coaching stint at San Diego State prior to joining the Philadelphia Eagles.

PLAYING: The San Francisco 49ers selected the Texas-El Paso grad in the eighth round of the 1973 NFL draft. Atkins saw limited action that season as a running back and kick returner. In 1974, he left the 49ers and signed with the Honolulu Hawaiians of the World Football League. Atkins completed his three-year playing career with the San Diego Chargers in 1975. As a running back at Texas-El Paso from 1970-72, he served as tri-captain in his senior year when he rushed for 350 yards (4.9-yard average). He completed his collegiate career with 793 yards rushing and six touchdowns.

PERSONAL: David Charles Atkins was born in Victoria, Texas on May 18, 1949. At Victoria High, he earned two varsity letters as a fullback in football and one as a high hurdler in track. Atkins and his wife, Cynthia, have two children, Dave Jr. (16) and Jasmine (2).




ROMEO CRENNEL**Defensive
Line**

COACHING: Crennel, in his 13th NFL season, became reunited with his long-time coaching associate when Bill Parcells added the veteran assistant to his staff on January 25, 1993. Crennel will resume his duties instructing the defensive line, a position he has coached with the New York Giants since 1990. During his 12-year (1981-92) Giants tenure, he coached on six playoff teams, three NFC East championship teams and two Super Bowl championship squads. Crennel entered the professional ranks in 1981, along with Parcells, as an assistant on Ray Perkins' staff in New York. His coaching contributions helped lead the Giants to their first winning season in nine years and the first playoff berth since 1963. He began his coaching career as a graduate assistant at Western Kentucky in 1970 and continued as a full-time assistant from 1971-74. He then moved on to Texas Tech as an assistant to Tech's defensive coordinator, Bill Parcells, from 1975-77. In 1978, Crennel was named the defensive end coach at Ole Miss. He remained at Mississippi for two seasons before being named the defensive line coach at Georgia Tech in 1980. The following season, Crennel left the collegiate ranks and was re-united with Parcells as an assistant with the Giants.

PLAYING: A four-year letterman at Western Kentucky, Crennel starred as a defensive lineman. As captain of the team, he earned All-Conference and MVP honors in 1969.

PERSONAL: Romeo Crennel, a Lynchburg, Va. native, was born June 18, 1947. Crennel was a high school standout at both Fort Knox (Ky.) High and at Central (Amherst, Va.) High. Crennel earned his bachelor's degree in physical education at Western Kentucky and received his master's degree in education while serving as a graduate assistant in 1970. His brother, Carl, was a former startinglinebacker with Hamilton in the Canadian Football League. Romeo and his wife, Rosemary, have three daughters, Lisa (24), Tiffany (21), and Kristin (16).

AL GROH**Defensive Coordinator/
Linebackers**

COACHING: Groh, now in his sixth NFL season, was named defensive coordinator on January 25, 1993, a position he held for the New York


Giants in 1991. In addition, he will be responsible for coaching the Patriots' linebacking corps. During his 28-year sideline tenure, Groh has coached at nearly every level of competition and instructed positions on both sides of the ball. His gridiron successes have taken him from his high school coaching days, through the collegiate ranks, to the professional level. During that time, Groh has served as a head coach, defensive coordinator, offensive coordinator and special teams coach. Last season, Groh served as the linebackers coach for the Cleveland Browns under Bill Belichick. Prior to his one-year stint with the Browns, he served three seasons with the New York Giants, joining Bill Parcells' staff in 1989 and contributing to a 12-5 divisional championship season. The following year, the Giants again claimed the NFC East divisional crown on their way to becoming Super Bowl champions. The highly experienced Groh began his coaching career in 1966 at Albemarle (Charlottesville, Va.) High. His initial assignment with Parcells came when Groh entered the collegiate ranks at West Point (1968-69) where he served on Tom Cahill's staff. He left Army in 1970 for an opportunity to coach at his alma mater. He remained at Virginia for three seasons (1970-72) as a defensive assistant. At North Carolina (1973-77), Groh helped recruit Giants LB Lawrence Taylor. He left North Carolina in 1978 to become Parcells' defensive coordinator at the Air Force Academy, followed by a season at Texas Tech in 1980. Groh was named the head coach at Wake Forest 1981 and became the second winningest coach in Deacon history during his six-year tenure (1981-86). He first joined the NFL elite in 1987 as an assistant with the Atlanta Falcons, but returned to the collegiate level the following season (1988) as the offensive coordinator at South Carolina.

PLAYING: Groh was a four-year letterman at the University of Virginia and played three seasons as an outside linebacker.

PERSONAL: Al Groh was born July 13, 1944 in New York City. He starred as a scholastic athlete at Chaminade High in Mineola, N.Y. and, while at Virginia, he also lettered as a defense man in lacrosse. He earned his bachelor's degree in commerce at the University of Virginia in 1967. Al and his wife, Anne, have three children, Michael (21), who is a quarterback at Virginia; Ashley Anne (19), who attends Bowling Green, and Matthew (13).

FRED HOAGLIN

Offensive Line



COACHING: Hoaglin, in his 16th NFL season, was named offensive line coach on January 25, 1993. The former NFL all-pro center served the last eight seasons (1985-92) coaching the offensive linemen for the New York Giants. Six of those years (1985-90) were spent as an assistant on Bill Parcells' staff, which won two Super Bowls and qualified for the playoffs four of the six seasons. Prior to joining the Giants, Hoaglin handled the offensive line chores for the Detroit Lions for seven seasons (1978-84). During that time, the industrial engineer


major assembled a powerful offensive line which paved the way for Detroit backs to lead the NFL in rushing in 1981.

PLAYING: The Cleveland Browns selected the University of Pittsburgh grad in the sixth round of the 1966 NFL draft. Shortly thereafter, Hoaglin began a string of 69 consecutive starts for the Browns. The versatile lineman was capable of playing any position on the offensive line, but spent the majority of his 11-year career at the center position. Hoaglin's peers elected him to the Pro Bowl as a center in 1969. He was traded to Baltimore in 1973 and spent the following two seasons in Houston (1974-75) before ending his career with the 1976 expansion Seattle Seahawks. Hoaglin was a starter as both a center and linebacker at the University of Pittsburgh and was selected to play in the North-South All-Star game his senior year.

PERSONAL: Fred Hoaglin was born January 28, 1944, in Alliance, Ohio. In addition to his gridiron success, he also earned two varsity letters in golf while at Pitt and still considers it his favorite hobby. Hoaglinearned his bachelor's degree in industrial engineering in 1968. Fred and his wife, Janet, have two children, Patricia Compton (25) and George (22), and two grandchildren, Andrew (6) and Kristina Compton (4).

CHRIS PALMER

Wide Receivers



COACHING: Palmer, now in his fourth NFL season, was named wide receivers coach on January 27, 1993. Palmer joins the Patriots after three seasons as the receivers coach for the Houston Oilers. In 1992, Palmer tutored a triumvirate of Pro Bowl receivers, including Curtis Duncan, Ernest Givins and Haywood Jeffires. Houston ranked first in the league in passing in each of Palmer's three seasons with the Oilers, averaging over 251 yards per game last season. His move to the Patriots marks his return to the Northeast, where many Boston natives will remember Palmer as the head coach at Boston University. Palmer installed the "Run 'N Shoot" offense during his two seasons at BU and produced one of the areas most exciting collegiate programs. He led the Terriers to a pair of 4-7 seasons, but his 1989 squad lost five games by a total of 15 points. The offense finished 10th nationally by passing for an average of 284.6 yards per game. Before joining BU, Palmer served as the head coach at the University of New Haven from 1986-87. During his tenure with the Chargers, they posted consecutive 8-2 records. In 1987, the team set records for consecutive wins (eight) and points in a season. In 1986, UNH finished second in the nation in passing offense and broke 54 school records. Palmer spent two seasons in the USFL, beginning as the receivers coach for New Jersey in 1984 and returning as the Generals' offensive coordinator in 1985. The Generals, led by RB Hershel Walker and QB Doug Flutie, posted records of 14-4 and 11-7, respectively, and qualified for the playoffs each season. In 1985, Palmer's offensive unit led the league in rushing. He began his coaching career as a collegiate assistant at the University of Connecticut (1972-


74). His initial position assignment was to coach the defensive line. His first offensive assignment came in 1975 as the wide receivers coach at Lehigh. The following season, Palmer was named the offensive coordinator at Colgate, where he remained for seven years (1976-82). In 1977, the Red Raiders led the nation in offense with a per-game average of 486 total yards.

PLAYING: Palmer played quarterback for the South Connecticut State Owls from 1968-71.

PERSONAL: Chris Palmer was born September 23, 1949, in Brewster, N.Y. He earned both his bachelor's and master's degrees from Southern Connecticut State. Chris and his wife, Donna, have two children, Mark (16) and Kristin (13).


JOHNNY PARKER

Strength and Conditioning



COACHING: Parker, now in his 10th NFL season, was named the strength and conditioning coach on January 25, 1993. He has made an immediate impact since joining the Patriots by orchestrating an unparalleled off-season conditioning program, which has involved over 40 players regularly since the program's inception. His ability to motivate players to participate in a year-round training program has been the key to his success over the years. Prior to joining the Patriots, Parker maintained a similar post for nine seasons (1984-92) with the New York Giants. Coach Parcells saw an immediate return on his investment when he added Parker to his staff in 1984. The previous season, the Giants had been decimated by injuries, as 25 players spent time on the injured reserve list. In 1984, that number was cut to seven. Parker began his coaching career as linebackers coach for Indianola Academy followed by a three-year stint (1974-76) at South Carolina as the squad's strength and conditioning coach. The following three years (1977-79) were spent at Indiana in a similar capacity. In 1980, Parker assisted at Louisiana State, followed by four seasons (1981-83) at Mississippi, prior to joining Parcells and the New York Giants in 1984.

PERSONAL: Johnny Parker was born February 1, 1947, in Greenville, S.C., and raised in Shaw, Miss. He graduated from Shaw High School, then matriculated to Ole Miss, where he earned his bachelor's degree in 1968. Parker continued his education with a master's degree from Delta State University. Parker visited the Soviet Union in 1983 and again in 1986 to study the methods of the Russian Olympic trainers and has incorporated a number of their techniques into his strength and conditioning practices. Johnny and his wife, Jane, currently reside in Foxboro, Mass.

RAY PERKINS**Offensive
Coordinator**

COACHING: Perkins, now in his 15th NFL season, was named offensive coordinator on January 25, 1993. In the last 20 years, Perkins' coaching career has come full circle, as the veteran coach returns to the team that gave him his first NFL assignment in 1974. Since then, Perkins has coached on both the NFL and collegiate levels and has gained 14 years of head coaching experience along the way. Perkins entered the coaching ranks on his first assignment (1973) as receivers coach at Mississippi State. He joined Chuck Fairbanks' staff as receivers coach for the Patriots in 1974. After four seasons (1974-77) at New England, Perkins coached one season at San Diego (1978) before being named head coach of the New York Giants in 1979. In 1981, Perkins assembled a staff in New York that included Bill Parcells (defensive coordinator) and Romeo Crennel (special teams) as assistants and led the Giants to their first winning season in nine years. In 1983, Perkins left the Big Apple to return to his alma mater as the successor to Paul "Bear" Bryant at the University of Alabama. In four seasons (1983-86), he led the Crimson Tide to three bowl appearances and accumulated a 32-15-1 record. He returned to the NFL in 1987, where he served as the head coach for the Tampa Bay Buccaneers for four years (1987-90). Last season, Perkins returned to coaching after a year's absence to head the Arkansas State staff.


PLAYING: Perkins was selected by the Baltimore Colts in the seventh round of the 1967 NFL draft. The sure-handed receiver played six seasons (1967-72) with the Colts, corralling 93 passes for 1,538 yards and 11 TDs. A knee injury forced Perkins' early retirement in 1972. He was a member of two Super Bowl teams, including the 1971 Super Bowl championship team. Perkins was recruited to Alabama by the late Bear Bryant in 1962. A head injury in spring drills led to brain surgery and his position transformation from fullback to wide receiver. After redshirting in 1963, Perkins completed one of the finest receiving careers in Crimson Tide history. His 63 receptions for 908 yards and nine touchdowns were hailed from three All-American quarterbacks; Joe Namath (1964), Steve Sloan (1965) and Kenny Stabler (1966). Alabama rolled up a 30-2-1 record during Perkins' career (1964-66), including national championships in 1964 and 1965. Perkins co-captained the 1966 squad while earning consensus All-America acclaim and SEC Player of the Year honors.

PERSONAL: Walter Ray Perkins was born November 6, 1941, in Mt. Olive, Miss. Blessed with tremendous athletic ability, he was an outstanding prep athlete in football, basketball, baseball and track. He was an All-American fullback at Petal (Miss.) High and in his only season playing basketball, he earned All-State recognition. While at Alabama, Perkins also competed in track as a member of the Crimson Tide's relay team and as a sprinter. He was inducted into the Alabama

Hall of Fame in 1990. Ray is the father of two sons, Tony (29), a graphic arts designer in Tuscaloosa, Ala. and Mike (25), the video coordinator for athletics at Syracuse University.

DANTE SCARNECCHIA

**Special
Assistant**




COACHING: Scarnecchia, now in his 12th season in the NFL and 10th with the Patriots, was named to Bill Parcells' staff as a special assistant on January 27, 1993. Scarnecchia was the only Patriot assistant retained from the 1992 coaching staff. Last season, he was called upon to handle the head coaching duties as the Patriots' spokesperson for seven games when Coach Dick MacPherson fell ill and was hospitalized in mid-season. Scarnecchia re-joined the Patriots in 1991 after spending two seasons (1989-90) as the Indianapolis Colts' offensive line coach. He was the Patriots' special teams/tight ends coach from 1982-88. He began his coaching career as the offensive line coach at California Western University in 1970. He moved to Iowa State in 1973, where he served as the offensive line and defensive backfield coach under Earle Bruce. He spent the 1975 and 1976 campaigns at Southern Methodist University, before becoming Pacific University's offensive line coach and recruiting coordinator in 1977. After spending one season (1979) at Northern Arizona, he returned to SMU in 1980 as offensive line coach. He remained there until moving to the Patriots in 1982.

PLAYING: Scarnecchia played offensive guard and center at California Western University (now U.S. International) from 1968-70. Scarnecchia began his collegiate career at Taft Junior College in 1966 before transferring to California Western.

PERSONAL: Dante Scarnecchia was born February 15, 1948, in Los Angeles, Calif. Scarnecchia holds a master's degree in physical education from U.S. International. Dante and his wife, Susan, have a son, Steve (15) and a daughter, Lisa (12).

MIKE SWEATMAN

**Special
Teams**



COACHING: Sweatman, now in his 10th NFL season, was named as the special teams coach on January 25, 1993. He spent the previous eight


seasons (1985-92) with the New York Giants, including six seasons assisting his current mentor, Bill Parcells. Sweatman began his coaching career in 1968 as a graduate assistant at Kansas. In 1970, he led the Okinawa Devil Dogs to a 10-1 record. Sweatman spent the 1971 and 1972 seasons at the Quantico Marine Base in Virginia, where he coached the Quantico Marines football team. He resumed his collegiate coaching career when he returned to Kansas in 1973. He left Kansas in 1975 to take an assignment at Coffeyville Junior College. In 1977, he returned to Division I competition with a two-year stint at Tulsa. The Kansas alumnus returned to his alma mater once again in 1979. After four seasons (1979-82), Sweatman left the Jayhawks to accept a similar position with Tennessee in 1983. He entered the professional ranks the following season with the Minnesota Vikings, prior to joining Parcells in New York in 1985.

PLAYING: Sweatman starred at Kansas as a two-time All-Big Eight linebacker. Voted as team captain his senior season (1967), Sweatman earned academic All-American acclaim and was also selected to participate in the East-West Shrine and Hula Bowl all-star games. While stationed at the Quantico Marine Base in 1969, Sweatman played linebacker for the Marines prior to being sent overseas.

PERSONAL: Michael Sweatman was born in Kansas City, Mo. While at the University of Kansas, Sweatman earned a varsity letter in wrestling and was a co-captain of that team in 1966. He earned his bachelor's degree in physical education and later returned to Kansas for his master's degree. He served four years in the U.S. Marine Corps as an infantry officer, including service in Vietnam. He remains a member of the Marine Corps Reserve and presently hold the rank of Lieutenant Colonel. Mike and his wife, Teri, have three sons, Tom (18), Chris (15) and Dan (12).

BOB TROTT

Defensive Backs



COACHING: Trott, now in his third NFL season, was named defensive backs coach on January 27, 1993. Like many of the Patriots' new assistant coaches, Trott joins Parcells' staff via the New York Giants. Trott entered the professional coaching ranks with the Giants in May of 1991 as a defensive assistant on Ray Handley's staff. Prior to that, Trott gained 15 years of collegiate experience beginning at North Carolina in 1976. After two seasons as an assistant for the Tarheels, he moved on to Air Force, joining Parcells' staff as a linebackers coach in 1978. He continued at the Academy through the 1983 campaign, coaching the linebackers from 1978-80 and the defensive backs from 1981-83. Trott left the Academy to assume the defensive backfield duties for Arkansas in 1984. After five seasons with the Razorbacks, Trott was named defensive coordinator. He left Arkansas in 1990 to become the defensive coordinator for the Clemson Tigers. That season, the Tigers led the nation in total defense by allowing a mere 217 yards per game. It was


the first time that Clemson had ever earned that distinction. In addition, Clemson led the Atlantic Coast Conference in nine defensive categories and finished second in the NCAA national rankings for rushing and scoring defense. The following season, Trott joined the professional ranks with the defending champion New York Giants. During his collegiate playing and coaching career, Trott appeared in 12 post season bowl games.

PLAYING: Trott earned three varsity letters as a defensive back at the University of North Carolina and graduated in 1976 with a degree in business. The scholar-athlete received All-Academic recognition his senior season.

PERSONAL: Robert Trott was born March 19, 1954, in Concord, N.C. and raised in Kannapolis, N.C. He starred as a prep athlete and earned All-Conference recognition as a wide receiver and defensive back at A.L. Brown (Kannapolis, N.C.) High. In addition, he earned varsity letters in wrestling and track. Trott received his master's degree in education at the University of North Carolina. Bob and his wife, Barbara, have three children, Amanda (9/9/81), Nathan (2/23/84) and Brittany (1/14/88).

CHARLIE WEIS

**Tight
Ends**



COACHING: Weis, now in his fourth NFL season, was named the tight end coach on January 25, 1993. Weis' previous NFL experience came during a three-year assignment with the New York Giants, including one season under the direction of Bill Parcells. Upon the completion of his undergraduate studies, Weis began a coaching and teaching career at Boonton H.S. in New Jersey in 1979, coaching football, basketball and baseball while also teaching English. In 1980, he moved to Morristown H.S., where he assumed similar responsibilities. Weis moved up to the collegiate ranks in 1985 when he joined the late Joe Morrison's staff at South Carolina for four seasons. Upon the passing of Morrison, Weis returned to New Jersey to become the head coach at Franklin Township High in 1989, winning a state championship in the process. In addition, Weis assisted in the Giants' pro personnel department. The following season (1990), Weis made the unlikely transition from the high school ranks to the professional level in one year when he joined Parcells' staff with the Giants.

PERSONAL: Charles Weis was born March 30, 1956, in Trenton, N.J. He was an athletic and scholastic prep standout at Middlesex (N.J.) High. He then matriculated to the University of Notre Dame, where he earned his bachelor's degree in communications and education, graduating Cum Laude. While coaching at South Carolina, Weis earned his master's degree in education, finishing Cum Laude once again. Charlie and his wife, Maura, celebrated the birth of their first child, Charles Joseph, on April 29, 1993.

NEW ENGLAND VETERAN BIOS

RAY AGNEW


Defensive End

4th year

6' 3" / 272 lbs.

North Carolina State

Born: 12/9/67



92

PRO CAREER: **1992-** Started all 14 games played... finished sixth on the team with career-high 61 tackles (44 solos) ... missed games at Buffalo (11/1) and vs. New Orleans (11/8) with dislocated left elbow ... had a sack and recovered a fumble vs. Seattle (9/20). **1991-** Played in 13 games with 10 starts ... finished season with 36 tackles (22 solos), one forced fumble and two sacks ... recorded four solo tackles and a sack at Indianapolis (9/1) ... missed game vs. Cleveland (9/8) with injured hip and sat out vs. Houston with fractured hand ... had season-high five tackles (four solos) at Buffalo (11/3) ... notched four tackles (two solos) and a sack vs. Buffalo (11/24) ... did not play at Cincinnati (12/22) due to foot injury. **1990-** Started nine of the 12 games he played in as a rookie ... named to the Pro Football Weekly, Football News, Football Digest and College and Pro Football Newsweekly All-Rookie teams ... was ninth on the team with 52 tackles (38 solo) ... had six tackles (three solo) in first career start vs. Miami (9/9) ... recorded first career sack against Cincinnati's Boomer Esiason (9/23) ... had a season-high eight tackles vs. NY Jets (9/30) ... started vs. Seattle (10/7) and had six tackles (three solo) and one-half sack ... had six tackles (four solo) in a start vs. Kansas City (12/2) ... started at right defensive end vs. Washington (12/15) and recorded seven tackles (six solo) ... missed final two games of season with knee injury ... drafted by the Patriots in the first round of the 1990 draft (10th player selected).

GAMES PLAYED/STARTED: 39/33 (**1990-**12/9, **1991-**13/10, **1992-** 14/14)


COLLEGE: Four-year player for the Wolfpack ... was fourth on the team in tackles with 87 (56 solos) and had six sacks ... honorable mention All-America selection by the Associated Press and All-Atlantic Coast Conference first team after his junior season in 1988 when he started every game at defensive tackle, finishing with 72 tackles (41 solos) and five sacks ... was ACC Rookie of the Year in 1986 after making 48 tackles (28 solos) and two sacks.

PERSONAL: Single ... has a son, Ray III (2) ... majored in history at North Carolina State ... was the Defensive Most Valuable Player as a senior at Carver High in Winston-Salem, N.C. after recording 70 tackles and 10 sacks in only seven games ... was the sports editor of the school's newspaper and a member of the National Honor Society ... born Raymond Mitchell Agnew on December 9, 1967 in Winston-Salem, N.C.

AGNEW'S CAREER DEFENSIVE STATISTICS

Year	G	Total	—Tackles—		Sacks	Fum Rec	Pass Def.
			Solo	Assists			
1990	12	52	38	14	3.5	1	3
1991	13	36	22	14	2	0	0
1992	14	61	44	17	1	1	1
Totals	39	149	104	45	6.5	2	4

OTHER STATS: Forced Fumbles: 1990-1, 1991-1.


BRUCE ARMSTRONG**Offensive Tackle****7th year****6' 4" / 284 lbs.****Louisville****Born: 9/7/95****78****PRO BOWL 1990, 1991**

PRO CAREER: **1992-** Started all eight games played at left tackle before suffering torn ligaments in right knee at Buffalo (11/1) ... injury broke string of 84 consecutive starts in non-strike games. **1991-** Started all 16 games at left tackle and was selected to play in second consecutive Pro Bowl. **1990-** Selected to start in Pro Bowl after starting all 16 games at left tackle ... also named First Team All-AFC by Pro Football Weekly. **1989-** Played in all 16 games at right offensive tackle and was selected second-team All-AFC by UPI ... vs. Miami (9/17), started despite hairline fracture in his right hand ... also made one solo tackle on special teams, his first tackle in the NFL. **1988-** Named All-Pro by Football Digest and The Sporting News, All-AFC by The Football News and UPI and second-team All-Pro by AP after starting all 16 games. **1987-** Named Patriots' Rookie of the Year by the 1776 QB Club and selected on virtually every all-rookie honor team ... named co-winner (with Garin Veris) of the Jim Lee Hunt Award, which is presented annually to the club's top interior lineman as selected by the coaches ... first rookie to start on the club's offensive line since John Hannah in 1973 ... played entire season with a special shoulder harness, which was required after he injured it during both mini-camp and training camp (had surgery on the shoulder on 12/30, two days after the 1987 season). Drafted by the Patriots in the first round of the 1987 draft (23rd player selected).

GAMES PLAYED/STARTED: 84/84 (**1987-** 12/12, **1988-** 16/16, **1989-** 16/16, **1990-** 16/16, **1991-** 16/16, **1992-** 8/8)

COLLEGE: Moved to the offensive left tackle spot from the tight end position three days into the spring practice of 1985, his junior year ... started that fall and did not allow a sack in the last seven games ... played in the Senior Bowl after being selected AP first-team All-South Independent, as well as being selected the team's Outstanding Offensive Lineman, in 1986 ... as a sophomore tight end in 1984, started all 11 games and finished second on the team in receptions with 26 for 289 yards and three TDs.

PERSONAL: Single ... working towards getting his college degree (political science major) ... as a high school senior, was an All-America honorable mention and all-county selection as a tight end at Central High in Miami, Fla. ... holds school's record for TDs in a game (4) ... named school's top scholar-athlete as a senior ... high school coach, Rudy Barber, played for the Miami Dolphins in 1968 ... lettered three times in track and football ... mom, Mildred, is a long-time Dolphins fan ... born Bruce Charles Armstrong on September 7, 1965 in Miami, Fla.

CHARLIE BAUMANN**Kicker****3rd year****6' 1" / 203 lbs.****West Virginia****Born: 8/25/67****8**

PRO CAREER: **1992-** Played in 16 games and finished with team-high 55 points converted 11 of 17 field goals and 22 of 24 extra points ... kicked three field goals, including game-winner in overtime at Indianapolis 11/15. **1991-** Played in seven games with the Patriots after beginning season with the Miami Dolphins ... converted seven of 10 field goals and nine of 10 PATs ... finished second on the team in scoring with 30 points ... kicked two field goals (37 & 44 yards) and two PATs in first game at Miami (11/10) ... at N.Y. Jets (12/15), accounted for all the Patriots points by kicking two field goals (45 & 41 yards) in 6-3 victory ... with the Dolphins, was perfect in six PAT and two field goal attempts ... was released by Miami after the return of injured Pete Stoyanovich ... kicked for the World League's Orlando Thunder and finished third in the League by converting 24 of 26 PATs and 10 of 16 field goals for 54 points. **1990-** Released by the Seattle Seahawks during training camp. **1989-** Released by the Buffalo Bills during training camp. Signed by the Patriots on November 6, 1991 after being released by Miami.

GAMES PLAYED/STARTED: 25/0 (**1991-**9/0, **1992-** 16/0)

COLLEGE: Four-year starter at West Virginia ... recorded 291 points, second-most ever by a Mountaineer kicker ... All-East Independent honorable mention choice in 1988 after scoring 119 points, including a season school record 59 of 61 PATs ... Associated Press All-East Independent honorable mention in 1986 ... led West Virginia in scoring in 1985 with 63 points on 14 of 20 field goals and 21 of 21 PATs.


PERSONAL: Single ... majored in communications ... attended Erie (Pa.) Cathedral High ... earned high school All-America honors by Street & Smith's, Lion's Club and McDonald's ... born Bruce Charles Baumann on August 25, 1967 in Erie, Pa.

BAUMANN'S CAREER KICKING STATISTICS

Year	G	FGM	FGA	Pct.	LG	XPM	XPA	Pts.
1991 (MIA)	2	2	2	100.0	48	6	6	12
1991 (NE)	7	7	10	70.0	46	9	10	30
1992 (NE)	16	11	17	64.7	44	22	24	55
Totals	25	20	29	69.0	48	37	40	97

**FIELD GOAL ACCURACY
(Regular Season Only)**

Year	1-19	20-29	30-39	40-49	50-plus	Total
1991 (MIA)	0-0	1-1	0-0	1-1	0-0	2- 2
1991 (NE)	0-0	2-2	1-3	4-4	0-1	7-10
1992 (NE)	2-2	4-4	3-7	2-4	0-0	11-17
Totals	2-2	7-7	4-10	7-9	0-1	9-12
	(100%)	(100%)	(40%)	(77.8%)	(0%)	(75%)

ROGER BROWN**Safety****4th year****6' 0" / 196 lbs.****Virginia Tech****Born: 12/16/66****47**

PRO CAREER: **1992-** Played in all 16 games, starting once at free safety and once at strong safety ... a versatile defensive reserve, who can play any of the four defensive backfield positions and is relied upon in nickel defenses on passing downs ... finished the season with 14 tackles (nine solos) ... tied among three others with a team-leading three forced fumbles and also credited with one fumble recovery ... a valuable special teams player, finishing second in tackles with 11 (10 solos) ... contributed a season-high four tackles (three solos) against San Francisco ... started against Cleveland at strong safety and was credited with three tackles ... started two weeks later at free safety against New Orleans for the injured Randy Robbins (foot), adding three tackles to his total. **1991-** Played in all 16 games, with one start, for the New York Giants ... relied upon as a nickel back in passing situations ... led all non-starters with a career-high 29 tackles (26 solos) and added two pass deflections ... saw extensive duty as a special teams player, finishing as one of the leading tacklers on the Giants' coverage teams. **1990:** Released by the Green Bay Packers and signed with the Giants shortly thereafter and played in five regular season games and in each of the playoff games, including New York's 20-19 victory over Buffalo in Super Bowl XXV ... finished with eight tackles during the season, adding two stops in the playoffs ... showed steady improvement throughout the season, while playing extensively on special teams and as a reserve at right corner. Signed with the Patriots as a free agent on September 3, 1992, after being released by the New York Giants on their final roster cut. Signed with the Patriots as a free agent on September 3, 1992 ... originally an eighth-round selection by the Green Bay Packers in the 1990 NFL draft.

GAMES PLAYED/STARTED: 37/3 (**1992**-16/2, **1991**-16/1, **1990**-5/0)

COLLEGE: Earned four varsity letters at Virginia Tech and was considered an outstanding bump-and-run coverage defender, starting three seasons at right corner ... his 4.55 40-speed was the fastest on the Tech squad ... finished his Hokie career with 134 tackles (94 solos), six interceptions for 102 return yards and 12 pass deflections ... special teams standout with three career blocked kicks and an 8.0 yard average as a punt returner ... closed out his collegiate career with five tackles, two pass deflections and two interceptions, one of which he returned 55 yards for a game-winning score in a 25-23 victory over North Carolina State.


PERSONAL: Married (Michelle) ... the couple were joined in wedlock on June 5, 1993 ... majored in Biology at Virginia Tech ... voted team MVP and earned All-Metro honors as a wide receiver/defensive back at Cardinal Gibbons (Baltimore, Md.) High ... also starred as a prep centerfielder in baseball, lettering four years and leading the team to a pair of conference championships ... involved in local charitable organizations, including the N.A.A.C.P. ... born Roger Brown on December 16, 1966 in Baltimore, Md.

BROWN'S CAREER DEFENSIVE STATISTICS

Year	G	Total	Tackles		Sacks	Fum.	Pass
			Solo	Assists		Rec.	Def.
1990 (NYG)	5	8	8	0	0	0	0
1991 (NYG)	16	29	26	3	0	0	2
1992 (NE)	16	11	10	1	0	1	0
Totals	37	48	44	4	0	1	2

OTHER STATS: Fumbles Forced: 1990-0, 1991-0, 1992-3

Year	G	PLAYOFF STATISTICS				Fum. Rec.	Pass Def.
		Tackles		Assists	Sacks		
1990 (NYG)	3	Total 2	Solo 2	0	0	0	0

VINCENT BROWN**Linebacker****6th year****6' 2" / 245 lbs.****Mississippi Valley State****Born: 1/9/65****59**

PRO CAREER: **1992-** Played in 13 games and led team with 103 (78 solo) tackles ... named Patriots Miller Lite Player of the Year ... missed three games due to injuries - vs. Buffalo (9/27) and at NY Jets (10/4) with a neck injury and vs. Miami (12/27) with a sprained right knee ... placed on Injured Reserve on 12/24 ... had a season-high (tying a career-high) 14 tackles (nine solos) vs. Cleveland (10/25) ... returned a Thurman Thomas fumble 25 yards for first career touchdown at Buffalo (11/1) ... had a 49-yard interception (of a Bobby Hebert pass) return for a touchdown vs. New Orleans (11/8) ... earned Miller Lite Player of the Game honors at Atlanta (11/29) with 12 tackles (eight solos) ... recorded a half-sack vs. NY Jets (11/22). **1991-** Played in all 16 games with 15 starts at inside linebacker ... led team in tackles with 117 (96 solo) ... finished with team lead in tackles in five games ... tied a career-high with 14 tackles (11 solos) vs. Cleveland (9/8) ... voted Miller Lite Player of the Game at Pittsburgh (9/15) with 10 tackles and a forced fumble ... led team with nine tackles and a sack at Phoenix (9/29) ... recorded 12 tackles (10 solos) and a sack vs. Minnesota (10/20) ... missed a start vs. Denver (10/27) due to a knee injury ... had 10 tackles (nine solos) and a sack in a 16-13 victory vs. Buffalo (11/24). **1990-** Played in all 16 games, with 14 starts ... started nine games at outside linebacker and five at inside linebacker ... finished fourth on team with 87 tackles (57 solos), one forced fumble and 2.5 sacks ... started at OLB in season opener vs. Miami (9/9) and had eight tackles (five solos) ... had four tackles and one sack at Indianapolis (9/16) ... led team with nine tackles (seven solos) and forced a fumble at Phoenix (11/25). **1989-** Played in 14 games, with 10 starts (eight starts at RILB and two starts at LOLB) ... missed the final two games of the season with a sprained right ankle ... fifth on the team in tackles with 78 (47 solos) ... given the Patriots' 12th Player Award by the club's Huddle Fan Club ... made 11 tackles (five solos) vs. NY Jets (11/5) ... got first NFL interception vs. Indy (12/3). **1988-** Saw action in all 16 games, with three starts ... started at LILB in two games at Buffalo (10/23) and vs. Chicago (10/30) and one game at RILB at Indy (11/27) ... had a career-high 14 tackles (nine solos) at Buffalo (10/23) in first NFL start. Drafted by the Patriots in the second round of the 1988 draft (44th player selected).

GAMES PLAYED/STARTED: 75/55 (**1988-** 16/3, **1989-** 14/10, **1990-** 16/14, **1991-** 16/15, **1992-** 13/13)

COLLEGE: Four-year regular for Mississippi Valley State at inside linebacker ... named Kodak All-America as senior ... named All-Southwestern Athletic Conference first-team as sophomore, junior and senior ... played in Freedom Bowl Classic all-star game ... broke school's record for career tackles with 570 stops, leading team in tackles last three seasons ... as a senior in 1987, had 171 tackles (103 solos), five sacks and 11 tackles for 70 yards in losses; also picked off four passes for 20 yards ... in 1986 as a junior, named All-American second-team by AP ... tied school record for tackles in one season with 173 (89 solos), despite

(VINCENT BROWN CONTINUED NEXT PAGE)

1993 NEW ENGLAND PATRIOTS

playing in only nine games ... second in league in sacks with eight ... league's co-Defensive Player of Year ... in 1985, led league in tackles with 156 (98 solos).

PERSONAL: Married (Robin) ... they have one son, Vincent Jr. and one daughter, Raven ... worked with Reebok in team sports and retail sales during 1993 offseason ... graduated with degree in criminal justice (hopes to go to law school) ... was all-district and all-conference in football at Walter F. George High in Decatur, Ga ... was three-year starter in football (linebacker; started two years at offensive guard), making all-city and all-district as senior and named team's best linebacker and best defensive player as senior for 9-1 team ... lettered in soccer one year (senior, to help his foot quickness) and one year of track (senior, in shot put) ... born Vincent Bernard Brown on January 9, 1965 in Atlanta, Ga.

BROWN'S CAREER DEFENSIVE STATISTICS

Year	G	Total	— Tackles —		Sacks	Fum. Rec	Pass Def.
			Solo	Assists			
1988	16	35	21	14	0	0	1
1989	14	78	47	31	4	1	3
1990	16	87	57	30	2.5	0	0
1991	16	117	96	21	3	1	0
1992	13	103	78	25	0.5	*2	2
Totals	75	420	299	121	10.0	4	6

* returned a fumble 25 yards for a touchdown at Buffalo (11/1).

OTHER STATS: Interceptions: 1989- one for -1 yard, 1992- one for 49 yards and a touchdown. Forced Fumbles: 1989-1, 1990-1, 1991-2.

EUGENE CHUNG


Offensive Lineman

2nd year

6' 4" / 295 lbs.

Virginia Tech

Born: 6/14/69




69

PRO CAREER: 1992- Played in 15 games with 14 starts, six at right guard and the final eight games of the season at right tackle ... named to the Football News and PWFA All-Rookie team. Drafted by the Patriots in the first round of the 1992 draft (13th player selected).

GAMES PLAYED/STARTED: 15/14 (1992-15/14)

COLLEGE: Four-year starter for Virginia Tech ... was first team All-America and All-Big East selection by The Poor Man's Guide to the NFL Draft after senior season ... excelled near the goal line as a senior ... allowed only one sack and received a 84% grade for blocking consistency as a junior ... was voted Tech's Best Offensive Lineman after 1990 season and was only lineman to start every game ... participated in 638 offensive plays as a sophomore and was voted the Best Offensive Lineman ... broke into starting lineup seven games into freshman season an at guard ... moved to tackle before sophomore season.

PERSONAL: Single ... received a degree in Hotel, Restaurant & Institutional Management at Virginia Tech ... is involved with Project Tackle in the New England area ... was first team All-District and second team All-Region defensive tackle as a senior at Oakton (Va.) High after recording 86 tackles, eight sacks and six fumble recoveries ... All-Metro honorable mention on defense by the Washington Post after senior season ... earned three letters in both football and track ... also competed in judo, placing second in the state tournament ... was 1990 Virginia State Judo Champion ... owns a brown belt in judo ... born Eugene Yon Chung on June 14, 1969 in Prince George's County, Md.

BEN COATES**Tight End****3rd year****6' 5" / 245 lbs.****Livingstone College****Born: 8/16/69****87**

PRO CAREER: 1992- Played in all 16 games with two starts - vs. San Francisco (10/11) and at Kansas City (12/13) ... caught 20 passes for 171 yards and three touchdowns ... had career-high five receptions for 45 yards and a touchdown vs. San Francisco (10/11) ... caught three passes for 35 yards a touchdown vs. Cleveland (10/25) ... had a two-yard touchdown catch at Indianapolis (11/15). **1991-** Played in all 16 games during rookie season ... started two games at tight end when Patriots opened up in a two tight end formation ... finished the season with 10 receptions for 95 yards and a touchdown ... also led club in special teams tackles with 12 ... caught first pass of career (six yards) at Indianapolis (9/1) ... caught second pass of his career and added two special teams tackles vs. Minnesota (10/20) ... had a career-high four catches for 41 yards at Buffalo (11/3) ... caught first career touchdown, with seven seconds left in regulation to tie the game, in a 23-17 overtime win vs. Indianapolis (12/8). Drafted by the Patriots in the fifth round of the 1991 draft (124th player selected).

GAMES PLAYED/STARTED: 32/4 (**1991-** 16/2, **1992-** 16/2)


COLLEGE: Three-year letterman for Livingstone College ... earned All-CIAA first team and Black College Sports All-America honors after senior season after catching 36 passes for 504 yards (14.0 avg.) and nine touchdowns ... played basketball as a sophomore after sitting out the football season ... finished collegiate career with 103 receptions for 1,268 yards and 18 touchdowns ... took home Livingstone's MVP award and also earned the S.W. Lancaster Award after 1988 sophomore season ... won the Baxter Holman Memorial Award and the team's Most Valuable Player Award after freshman season.

PERSONAL: Married (Evette) ... has one daughter, Lauren (2) ... majored in physical education at Livingstone ... played only one season of football at Greenwood (S.C.) High and was team's Most Valuable Player ... born Ben Terrence Coates on August 16, 1969 in Greenwood, S.C.

COATES' CAREER RECEIVING STATISTICS

Year	G	No.	Yds.	Avg.	LG	TD
1991	16	10	95	9.5	17	1
1992	16	20	171	8.9	22t	3
Totals	32	30	266	8.9	22t	4

OTHER STATS: Fumbles: 1992-1

TODD COLLINS**Linebacker****2nd year****6' 2" / 242 lbs.****Carson-Newman****Born: 5/27/70****54**

1993 NEW ENGLAND PATRIOTS

PRO CAREER: **1992**-Played in 10 games, mainly on special teams ... tied for second on the team with 11 special teams tackles ... notched two tackles at linebacker and recovered two fumbles on special teams at NY Jets (10/4) ... missed four games after being placed on Injured Reserve (10/16) because of a neck injury. Drafted by the Patriots in the third round of the 1992 draft (64th player selected).

GAMES PLAYED/STARTED: 10/0 (**1992**-10/0)

COLLEGE: Selected first team All-America by The Poor Man's Guide to the NFL Draft after senior season ... recorded 119 tackles (66 solos), six sacks and 11 stops behind the line of scrimmage last season ... also had two interceptions for touchdowns and was credited with 16 quarterback pressures ... selected first team All-America by The NFL Draft Report and was chosen Small College Underclassmen of the Year in 1990 despite missing two games with a knee injury ... finished season with 65 tackles (19 solos), a fumble recovery and a pass deflection ... played in only five games after suffering a foot injury in the second game of the season as a sophomore ... notched 12 tackles (five solos), two sacks and a pass deflection ... enrolled at Georgia in 1988 but received a medical redshirt after breaking foot in fall drills ... transferred to Tennessee but suffered a separated shoulder in fall drills ... left the Volunteers that fall and enrolled at Carson-Newman.

PERSONAL: Single ... majored in Psychology at Carson-Newman ... spent the offseason in the New England area taking part in the new conditioning program ... was one of the most decorated athletes in high school football history at Jefferson County (New Market, Tenn.) High ... USA Today's, SuperPrep and Parade magazines All-America firstteam selection as a senior ... rated the top prep prospect in the country and earned National Defensive Player of the Year honors from USA Today ... chosen Tennessee's "Mr. Football" in 1987, the same title won by his brother, Brent, in 1985 ... born Todd Franklin Collins on May 27, 1970 in New Market, Tenn.

COLLINS' CAREER DEFENSIVE STATISTICS

Year	G	—Tackles—			Sacks	Fum. Rec.	Fum. For.	Pass. Def.
		Total	Solo	Assists				
1992	10	3	0	3	0	0	0	0

MARV COOK


Tight End

5th year

6' 4" / 234 lbs.

Iowa

Born: 2/24/66



85

PRO BOWL 1991, 1992

PRO CAREER: **1992**- Voted to second consecutive Pro Bowl after catching 52 passes for 413 yards and two touchdowns ... became first tight end in Patriots history to have three consecutive seasons of 50 or more receptions ... among active tight ends, ranks second over the past three years ... caught season-high seven passes for 60 yards and a touchdown vs. Buffalo (9/27) and added six receptions for 35 yards and a score the following week at NY Jets (10/4) ... equalled season-high seven catches for 39 yards vs. Cleveland (10/25). **1991**-Selected to start in Pro Bowl after leading all NFL tight ends (4th overall in the NFL) with career-high 82 receptions for 808 yards ...broke team record for tight end receptions, breaking Derrick Ramsey's mark of 66 in 1984 ... 82 receptions were two shy of Stanley Morgan's team-record 84 catches in 1986 ... had career-high 10 receptions for 99 yards in upset win vs. Houston (9/22) ... netted eight catches for 89 yards vs. N.Y. Jets (11/17) ... led team with seven receptions for 69 yards

1993 NEW ENGLAND PATRIOTS

in 16-13 win vs. Buffalo (11/24) ... had six or more receptions in nine games ... has had three or more receptions in 19 of last 24 games ... named All-Pro by Associated Press and Football News. **1990-** Started all 16 games at tight end ... Finished second on the team with 51 receptions for 455 yards ... was second among NFL tight ends with five TD receptions ... was selected AFC All-Pro by Football News ... made first career start vs. Miami (9/9) and caught two passes for 43 yards, including a 35-yard TD ... was named Miller Lite Player of the Game vs. N.Y. Jets (9/30) by catching six passes for 45 yards ... also caught six passes for 45 yards vs. Seattle (10/7) ... led team with four receptions for 36 yards, including a 22-yard TD at Phoenix (11/25) ... earned Miller Lite Player of the Game honors vs. Kansas City (12/2) by catching six passes for 37 yards, including a two-yard TD. **1989-** Played reserve role at tight end for 16 games ... had first NFL catch vs. Seattle (9/24) (five yards) ... led special teams in tackles with 22 (10 solos), with one forced fumble ... named to Pro Football Weekly's All-Rookie team as a special teams performer. Drafted by the Patriots in the third round of the 1989 draft (63rd player selected).

GAMES PLAYED/STARTED: 64/47 (**1989**-16/0, **1990**-16/16, **1991**-16/16, **1992**-16/15)

COLLEGE: Two-year starter at Iowa ... caught 126 passes over his college career, second on the school's all-time reception list behind Ronnie Harmon's 149 ... caught at least two passes in final 22 college games ... caught 96 passes his last two seasons for 1,405 yards and five TDs ... teammates picked him team Offensive MVP as both a junior and senior ... as a senior, named first-team All-America by College and Pro Football Newsweekly, UPI, Football News and Kodak ... named first-team All-Big Ten as a junior and senior ... nation's top receiver among tight ends as a senior with 55 for 645 yards and three TDs (school records for TEs) ... also punted as a junior and senior (five for 39.0 avg. as junior and 15 for 37.4 avg. as senior).

PERSONAL: Single ... graduated with a degree in business administration at Iowa ... is involved in various charities in the offseason, including the American Diabetes Association ... attended West Branch (Iowa) High, where he earned 14 letters (in football, basketball, baseball and track; captain in all as senior) ... comes from town of 2,000 people (birthplace of Herbert Hoover) ... quarterback for high school team which went 8-1 during senior and sophomore years and 7-2 during junior year ... threw for more than 2,400 yards over his final two years ... was first-team all-state in football as senior ... won the state's 400-meter hurdles title as senior on team which won state track title during both his junior and senior years ... also averaged 18 points and 11 rebounds a game in basketball ... born Marvin Eugene Cook on February 24, 1966 in Iowa City, Iowa.


COOK'S CAREER RECEIVING STATISTICS

Year	G	No.	Yds.	Avg.	LG	TD
1989	16	3	13	4.3	5	0
1990	16	51	455	8.9	35t	5
1991	16	82	808	9.9	49	3
1992	16	52	413	7.9	27	2
Total	64	188	1689	9.0	49	10

OTHER STATS: Fumbles:1992-3

TOP SIX TIGHT ENDS IN THE NFL FOR THE PAST THREE YEARS

	NO.	YDS.	AVG.
Jay Novocek, Dallas	186	1951	62-650
MARV COOK, PATRIOTS	185	1676	62-559
Keith Jackson, Phil. and Mia.	146	1833	49-611
Steve Jordan, Minnesota	130	1668	43-556
Brent Jones, San Francisco	128	1792	43-597
Ethan Horton, Raiders	119	1463	40-488
Ron Hall, Tampa Bay	101	1212	34-404

TIM EDWARDS**Defensive Lineman****2nd year****6' 1" / 270 lbs.****Delta State****Born: 8/29/68****98**

PRO CAREER: **1992**-Played in 14 games, with one start at left defensive end for the Patriots ... recorded 19 tackles (13 solos) and one sack for a loss of four yards ... played in his first NFL game in the second week of the season, registering four tackles in a clash with Seattle ... spent Week 1 and Week 3 on the practice squad ... logged a career-high five tackles vs. Cleveland ... recorded his first NFL sack the following week against Buffalo's Jim Kelly ... started the following week vs. New Orleans at left end. **1991**-Spent the entire campaign on the Patriots' practice squad, preparing for the transition from the Division II-level to the NFL. Signed with the Patriots as a free agent on May 20, 1992 ... originally drafted by the Patriots in the 12th round (307th overall) of the 1991 NFL Draft.


GAMES PLAYED/STARTED: 14/1 (**1991**-0/0, **1992**-14/1)

COLLEGE: Four-year starter at Delta State and finished his career with 247 tackles (104 solos), 23.5 quarterback sacks and six fumble recoveries ... earned All-America honors by Football Gazette and College Football Preview and first team All-Gulf South Conference after senior season by notching 60 tackles (36 solos), seven sacks and 14 tackles for losses ... selected to the Associated Press All-America team in 1989 following a dominating junior season in which he amassed 85 tackles (53 solo), seven sacks and 17 tackles for losses ... in 1987, moved from defensive end to tackle and earned the team's Most Valuable Defensive Lineman award.

PERSONAL: Single ... majored in aviation management at Delta State ... was all-district and all-conference defensive end at Nesoba (Miss.) High ... also lettered in track at Nesoba ... born Timothy Edwards on August 29, 1968 in Philadelphia, Miss.

EDWARDS' CAREER DEFENSIVE STATISTICS

Year	G	Total	— Tackles —		Sacks	Fum. Rec	Pass Def.
			Solo	Assists Practice Squad			
1991							
1992	14	19	13	6	1	0	0

MIKE FARR**Wide Receiver****4th year****5' 10" / 192 lbs.****UCLA****Born: 8/8/67****81**

PRO CAREER: **1992**-Finished the season with 15 catches for 115 yards for a 7.7 average per catch ... also contributed one tackle following a turnover. **1991**-Contributed to the Lions' finest record in franchise history, winning their division

1993 NEW ENGLAND PATRIOTS

with a 12-4 record and qualifying for the playoffs for the first time in eight years ... finished the season with a career-high 42 catches for 431 yards and one touchdown ... ranked third on the team in receiving in the Lions' run-and-shoot offense ... started all but one game, the season opener ... became a consistent possession receiver, catching five passes in four games ... snared a game-high seven receptions in the next-to-last game of the season at Green Bay ... established a personal game high with 73 receiving yards on six catches in an NFC Championship Playoff loss to the Washington Redskins. **1990-** Finished his rookie campaign with 12 grabs for 170 yards for a 14.2-yard average ... played his first game as a professional at Minnesota (10/7) where he made a leaping 44-yard reception ... made his first start five weeks later against the Vikings in Week 10 and responded with two catches for 27 yards, including a 16-yard tightrope catch on fourth-and-15. Signed with the Patriots on April 21, 1993 as an restricted free agent from the Detroit Lions ... originally signed with the Lions as a rookie free agent in 1990.

GAMES PLAYED/STARTED: 41/30 (**1990**-12/8, **1991**-16/13, **1992**-13/9)

COLLEGE: Currently ranks third on the Bruins' all-time career reception list with 124 catches for 1,497 yards (12.1 avg.) and two touchdowns ... grabbed 30 passes for 471 yards a senior and 66 grabs for 700 yards as a junior ... his 66 catches in 1988 currently ranks second in the Bruins' single-season reception annals ... ranks seventh all-time for career receiving yardage ... revered as one of the strongest receivers in Bruin history and backed it with a wideout-record three-lift (bench 352, squat 463, and clean 275) total of 1,090 pounds.

PERSONAL: Single ... majored in sociology at UCLA ... earned all-state recognition in football at Brother Rice (Birmingham, Mich.) High ... professional athleticism is an inherent trait; father, Mel Sr., is a former All-Pro Detroit Lion (1967-73) and UCLA Bruin running back; older brother, Mel Jr., also starred at UCLA and played for the Los Angeles Rams (1989) and the Sacramento Surge of the WFLA (1991); uncle, Miller Farr, played cornerback for the Denver Broncos, San Diego Chargers, Houston Oilers, St. Louis Cardinals and Detroit Lions during his nine-year career (1965-73); cousin, Jerry Ball, currently plays nose tackle for the Cleveland Browns; and cousin Mike Felder is a starting outfielder with the Seattle Mariners ... graduated from UCLA in four years with honors ... currently active in the Fellowship of Christian Athletes ... works as the customer relations manager for the Mel Farr Automotive Group ... born Michael Anthony Farr on August 8, 1967 in Santa Monica, Calif.

FARR'S CAREER RECEIVING STATISTICS

Year	G	No.	Yds.	Avg	LG	TD
1990 (DET)	12	12	170	14.2	44	0
1991 (DET)	16	42	431	10.3	34t	1
1992 (DET)	13	15	115	7.7	14	0
Totals	41	79	716	9.1	44	1

CHRIS GANNON


Defensive End

5th year

6' 6" / 260 lbs.

Southwestern Louisiana

Born: 1/20/66



91

PRO CAREER: **1992-** Played in 12 games, primarily on special teams ... recorded 17 tackles (13 solos) as a defensive end ... had career-high four tackles in three games - vs. New Orleans (11/8), vs. Indianapolis (12/6) and vs. Miami (12/27) ... long-snapper skills make him valuable member of the special teams squad. **1991-** Played in eight games, almost exclusively on special teams ... placed on

1993 NEW ENGLAND PATRIOTS

Injured Reserve (8/27) due to a knee injury incurred in preseason ... activated to practice squad (10/22) before being placed on the active roster (11/1) ... recorded three special teams tackles ... recovered Bills' fumbled punt at Buffalo (11/3). **1990-** Played in six games with two starts ... finished the season with 10 tackles (seven solos) ... spent the first eight weeks of the season on Injured Reserve recovering from a 1989 knee injury ... saw first action of the season in a reserve role at Phoenix (11/25) ... started final two games of the season (12/23 at N.Y. Jets and 12/30 vs. N.Y. Giants) at defensive end. **1989-** Played in 10 games (one start) for the Chargers before being placed on Injured Reserve on November 17 with a knee injury ... was claimed by the Chargers on September 4 after being waived by the Patriots during the final cutdown to 47 players. Signed with the Patriots on March 31, 1990 as a Plan B free agent from the San Diego Chargers ... was originally a third-round draft pick of the Patriots in 1989 (73rd player selected).

GAMES PLAYED/STARTED: 36/3 (**1989-**10/1, **1990-**6/2, **1991-**8/0, **1992-**12/0)

COLLEGE: Had 18 career sacks at SW Louisiana, with six coming in senior year ... was second on the team in tackles as a senior with 94 (52 solos) ... also had an interception vs. Memphis State ... as a junior, led the team's defensive linemen with 70 tackles (39 solos) and six sacks.

PERSONAL: Married (Ruth Ann) ... graduated from SW Louisiana with a liberal arts degree ... wife is expected to graduate in the spring of 1994 ... played Pop-Warner and high school football with current Patriots teammate Adrian White ... has been involved with the Boys and Girls Club and the Children of Lafayette (La.) charities in the off-season ... is active in the Say No To Drugs campaign ... wife ran track at SW Louisiana and was named to the All-Southland Conference team ... attended Orange Park (Fla.) High, where he was two-time all-county and all-district in football as a tight end ... was second-team Class AAAA as senior; named all-state as senior ... in summers of 1986 and '87, worked with visually handicapped as swimming instructor in Lake Whales, Fla. ... in summers of 1987 and '88, worked with deaf and blind in St. Augustine, Fla. ... born Christopher Stephen Gannon on January 20, 1966 in Brandon, Fla.

GANNON'S CAREER DEFENSIVE STATISTICS

Year	G	—Tackles—			Sacks	Fum Rec.	Pass Def.
		Total	Solo	Assists			
1989 (SD)	10	0	0	0	0	0	0
1990 (NE)	6	10	7	3	0	0	0
1991	8	0	0	0	0	0	0
1992	12	17	13	4	0	0	0
Totals	36	27	20	7	0	0	0

SAM GASH

Running Back


2nd year

5' 11" / 224 lbs.

Penn State

Born: 3/7/69

33



PRO CAREER: **1992-** Played in 15 games during rookie year, almost exclusively on special teams ... rushed for seven yards on five carries and added three special teams tackles ... scored first NFL touchdown on a one-yard plunge vs. Miami (12/27) ... recovered a fumbled punt vs. San Francisco (10/11). Drafted by the Patriots in the eighth round of the 1992 draft (205th player selected).

GAMES PLAYED/STARTED: 15/0 (**1992-**15/0)

COLLEGE: Started at fullback and served as offensive co-captain as a senior ... had a career-high 391 yards and three touchdowns on 87 carries ... started every game at fullback as a junior and finished third on the team with 315 yards and five touchdowns on 95 carries ... also had 13 receptions for 153 yards ... received a

medical redshirt due to a fractured left fibula in 1989 ... was a goal-line specialist for the Nittany Lions as a sophomore and scored seven times inside the 10-yard line ... finished with 110 yards on 35 carries ... listed third on the depth chart as a freshman and finished the season with 19 yards on eight carries ... also contributed on special teams as a freshman.

PERSONAL: Married (Kate) ... has a Liberal Arts degree from Penn State with an emphasis in Speech Communication, Marketing and Management ... wife is a field assistant for the New England Patriettes ... earned Adidas All-America and All-State firstteam honors at Hendersonville (N.C.) High ... rushed for 4,739 yards and 72 touchdowns during high school career ... lettered four times in basketball and played center for a state title team in 1987 ... was President of the Student Body and a National Honor Society member ... cousin, Thane, was an All-America safety at East Tennessee State (1983-87) and presently plays for the San Francisco 49ers ... born Samuel Lee Gash Jr. on March 7, 1969 in Hendersonville, N.C.

GASH'S CAREER OFFENSIVE STATISTICS

Year	G	No.	RUSHING				No.	RECEIVING			
			Yds.	Avg.	LG	TD		Yds.	Avg.	LG	TD
1992	15	5	7	1.4	4	1	0	-	-	-	-

TIM GOAD


Nose Tackle

6th Year

6' 3" / 280 lbs.

North Carolina

Born: 2/28/66



72

PRO CAREER: 1992- Started all 16 games and finished third on the team with 72 tackles (44 solos) and added a career-high 2.5 sacks ... tied career-high with 12 tackles (five solos) vs. Cleveland (10/25) ... had one sack at Miami (10/18) and vs. Indianapolis (12/6) ... scored first career touchdown by returning a Christian Okoye fumble 19 yards at Kansas City (12/13) and earned co-Miller Lite Player of the Game honors for his efforts. **1991-** Played in all 16 games with 15 starts ... had string of 46 consecutive starts broken at Indianapolis (9/1) after being activated off roster exemption list (8/30) ... finished season with 45 tackles (31 solos) ... had season-high eight tackles (seven solos) and was named Miller Lite Player of the Game vs. Miami (10/6) ... notched three solo tackles and batted down a pass vs. Minnesota (10/20) ... led all defensive linemen with five tackles (three solos) vs. Denver (10/27). **1990-** Started all 16 games, 14 at nose tackle and the final two of the season at defensive tackle ... finished third on the team with 89 tackles (53 solos) ... also had 2 1/2 sacks, one fumble recovery and one pass defended ... recorded two solo tackles and a sack at Miami (10/18) ... notched seven tackles (six solos) at Philadelphia (11/4) ... named Miller Lite Player of the Game vs. Indianapolis (11/11) by recording 10 tackles (four solos) and a pass defended ... notched 10 tackles (three solos) vs. Kansas City (12/2) ... named Miller Lite Player of the Game vs. N.Y. Giants (12/30) after making a career-high 12 tackles, recording 1/2 sack and recovering a fumble. **1989-** Started all 16 games at nose tackle and was seventh on the team in tackles ... had six tackles in three different games, at Indy (10/29), vs. New Orleans (11/12) and vs. Indy (12/3) ... got only sack of season at Pittsburgh (12/17) against Bubby Brister (eight-yard loss). **1988-** Named to All-Rookie teams by UPI, College and Pro Football Newsweekly, Pro Football Weekly and Quarterback Magazine (out of England) ... played in all 16 games, started 14 — broke into the starting lineup at nose tackle in third week and was there rest of season (Brent Williams started first two games, and moved to defensive end to replace injured Kenneth Sims) ... had two sacks for 10 yards — four-yarder vs. Green Bay (10/9) and six-yarder at Buffalo (10/23) ... was the co-winner (with OG Sean Farrell) of Jim Lee Hunt award, annually

1 9 9 3 N E W E N G L A N D P A T R I O T S

awarded by team's coaches to team's top offensive or defensive lineman. Drafted by the Patriots in the fourth round of the 1988 draft (87th player selected).

GAMES PLAYED/STARTED: 80/77 (1988-16/14, 1989-16/16, 1990-16/16, 1991-16/15, 1992-16/16)

COLLEGE: Started three years — at nose tackle as sophomore and junior before being moved to defensive tackle as senior (also started final two games of freshman year at defensive tackle) ... also lettered in track (placed third in shot put in ACC Indoors in 1986 and placed fifth in the ACC Championships in 1985) ... named AP honorable mention All-America as junior and senior; also named All-Atlantic Coast Conference (first team) as junior and senior ... holds school's squat record of 705 pounds ... as a senior in 1987, notched 95 tackles (51 solos) with eight sacks and 13 tackles for losses (65 yards) ... also caused one fumble, had 16 QB pressures and two pass deflections ... as a junior, named honorable mention All-America by AP ... had 85 tackles (40 solos), tops on the defensive line ... had two sacks along with six tackles for 26 yards in losses, had 11 QB pressures and one pass deflection ... in 1985, started all but one game (at nose guard) and had 90 tackles (29 solos) with a team-high 5 1/2 sacks and seven tackles for losses (45 yards); deflected four passes and credited with team-high 24 QB pressures ... in 1984, saw considerable time at DT as freshman; recorded 62 tackles (14 solos), had one tackle for a loss (two yards) and one QB pressure.

PERSONAL: Married (Marsha) ... graduated from North Carolina with a degree in criminal justice ... wants to work for FBI or become state trooper, or possibly a teacher-coach once playing days are over ... set college record in shot put (61-1) ... wife played basketball at North Carolina ... as a senior at Patrick County High in Stuart, Va., earned all-state and AP All-America honors as linebacker (also played nose guard and played offensive guard, center, tackle) ... was four-year varsity starter (team had 16 players his senior year) ... became school's first athlete ever to go on to Division I college on athletic scholarship ... had 193 tackles as senior, intercepted three passes and blocked an incredible 11 extra-point kicks and three field goals ... was three-time all-district ... won four letters in football, track and wrestling ... was three-time district heavyweight wrestling champ and was regional champ and third in state as senior (had 95-18 record in four years) ... won state AA shot put championship as senior and placed third in shot put in the National Junior Olympics ... was also three-time district champion (best toss at 60 3/4) and two-time regional champ born Timothy Ray Goad on February 28, 1966 in Claudville, Va.

GOAD'S CAREER DEFENSIVE STATISTICS

Year	G	Total	— Tackles —		Sacks	Fum. Rec.	Pass Def.
			Solo	Assists			
1988	16	42	32	10	2	0	0
1989	16	62	43	19	1	0	1
1990	16	89	53	36	1.5	1	1
1991	16	45	31	14	0	0	1
1992	16	72	44	28	2.5	1	2
Totals	80	310	203	107	7.0	2	5

OTHER STATS: Forced Fumbles: 1989-1.

STEVE GORDON


Center

2nd year

6' 3" / 279 lbs.

California

Born: 4/14/69



66

PRO CAREER: 1992-Spent three weeks on the Patriots' 47-man roster but did not

1993 NEW ENGLAND PATRIOTS

see any action. Released by the club on the final cut of training camp and re-signed to the practice squad (9/2) ... signed to the active roster (12/9) ... originally drafted by the Patriots in the 10th round of the 1992 draft (277th player selected).

GAMES PLAYED/STARTED: 0/0 (**1992**-0/0)

COLLEGE: Began collegiate career as a guard before moving to center in 1988 ... All-Pac 10 Conference second team selection after senior year ... started all year at center ... graded 86% for blocking consistency and registered four knockdowns ... All-America honorable Mention by The Poor Man's Guide to the NFL Draft and All-Pac 10 Conference honorable mention selection after 1990 junior season ... graded over 80% for blocking consistency while performing in 835 of the team's 843 offensive plays (99.1%) ... sophomore All-America second team selection by The Poor Man's Guide to the NFL Draft and was All-Pac 10 honorable mention ... participated in 744 of the team's 784 offensive plays (94.9%) ... moved from guard to center in 1988 and was used in a reserve role ... did not play in 1987, retaining freshman eligibility.

PERSONAL: Single ... has a degree in Political Science from California ... lettered four times in both football and basketball and added three letters in track at Nevada Union High in Nevada City, Calif. ... All-Metro, All-Superior California and All-Capital Athletic League first team selection as an offensive guard ... also performed at linebacker and on the defensive line in his final campaign ... led team to a pair of league titles and a 29-5 record during his three years as a starter ... All-League and team Most Valuable Player as a senior in basketball ... born Steve Duane Gordon on April 15, 1969.

TIM GORDON


Safety

7th year

6' 0" / 188 lbs.

Tulsa

Born: 5/7/65



41

PRO CAREER: **1992-**Played in 10 games with eight starts at safety ... finished with 39 tackles (25 solos) and two passes defended ... placed on Injured Reserve (9/26) due to a strained calf suffered in practice ... placed on the practice squad (10/28) before being activated to the roster (10/30) prior to first start of the season at Buffalo (11/1) ... had season-high eight tackles (eight solos) vs. New Orleans (11/8). **1991-** Played in 11 games with seven starts ... finished second on the team with 77 tackles (59 solos) and led the club in tackles in six games ... placed on Injured Reserve (8/30) due to a knee injury suffered in the preseason ... activated to the practice squad (9/25) and to the active roster (10/3) ... made first start with the Patriots at Buffalo (11/3) and recorded five solo tackles and a pass defended ... led team with 10 tackles (six solos) vs. N.Y. Jets (11/17) ... had a career-high 13 tackles (10 solos) in a win vs. Buffalo (11/24) ... led the team in tackles during last three weeks of the season with nine in each game. **1990-** Played in five games with Atlanta (no starts) and registered one tackle and one forced fumble ... spent two weeks on the inactive list (weeks 15 and 16) after signing with the Patriots. **1989-** Played in 14 games, with 13 starts at free safety ... had 74 tackles (44 solos), four interceptions and 12 passes defended ... earned Miller Lite Player of the Game honors vs. New Orleans (11/19) after having seven tackles and two interceptions ... had a season-high nine tackles vs. L.A. Rams (9/10) ... missed three starts (weeks 7-9) with groin pull. **1988-** Started at free safety during final five weeks of season had 50 tackles (28 solos), two interceptions and nine passes defended also had 19 special teams tackles. **1987-** Started eight games at free safety during rookie season ... was released on final cutdown but re-signed

1993 NEW ENGLAND PATRIOTS

after week one when Bret Clark went down with a fractured leg ... notched 67 tackles (42 solos), two interceptions and 12 passes defended ... had a career-best 11 tackles twice — at Minnesota (11/15) and at L.A. Rams (12/13). Signed with the Patriots as a free agent on December 22, 1990 after being released by Atlanta ... was originally signed by the Falcons as a free agent before training camp in 1987.

GAMES PLAYED/STARTED: 67/41 (**1987**-11/8, **1988**-16/5, **1989**-14/13, **1990**-5/0, **1991**-11/7, **1992**-10/8)

COLLEGE CAREER: Was a four-year letterman and a three-year starter at Tulsa ... had 146 total tackles, 12 passes defended and one interception ... led the secondary as a senior with 62 tackles ... also returned punts for Tulsa and finished career with a 10.7 return average on 42 returns ... set a school record in track with a 6.1 time in the 60 and was voted Tulsa's Most Outstanding Runner ... nicknamed the "G-Man".

PERSONAL: Married (Sophia) ... majored in public relations at Tulsa ... was a All-State performer at Ardmore (Okla.) High in both football and track ... very active in charities, both in Atlanta and in New England ... is on the Board of Directors of the Homeless of America ... wife Sophia was an Atlanta Hawks cheerleader for four years before going into teaching in the Atlanta area ... was born Timothy Carvelle Gordon on May 7, 1965 in Ardmore, Okla.

GORDON'S CAREER DEFENSIVE STATISTICS

Year	G	— Tackles —				Fum. Rec.	Pass Def.
		Total	Solo	Assists	Sacks		
1987 (ATL)	11	67	42	25	0	1	12
1988 (ATL)	16	50	28	22	0	1	9
1989 (ATL)	14	74	44	30	0	0	12
1990 (ATL/NE)	5	1	0	1	0	0	0
1991 (NE)	11	77	59	18	0	1	1
1992 (NE)	10	39	25	14	0	0	0
Totals	67	308	173	110	0	3	34

INTERCEPTIONS

Year	G	No.	Yds.	Avg	LG	TD
1987 (ATL)	11	2	28	14.0	28	0
1988 (ATL)	16	2	10	5.0	7	0
1989 (ATL)	14	4	60	15.0	34	0
1990 (ATL/NE)	5	0	-	-	-	-
1991 (NE)	11	0	-	-	-	-
1992 (NE)	10	0	-	-	-	-
Totals	67	8	98	12.3	34	0

OTHER STATS: Forced fumbles 1990-1, 1991-1.

JOHN GRANBY


Defensive Back

2nd year

6' 1" / 200 lbs.

Virginia Tech

Born: 11/11/68



25

PRO CAREER: **1992**-Played in four games with the Denver Broncos as a rookie ... credited with three tackles (two solos) as a reserve defensive back ... spent the first eight weeks of the season on injured reserve ... was released on December 2. Re-signed with the Patriots on February 22 after being released February 10, 1993 ... initially signed with the Patriots on December 9, 1992 for the final two

1993 NEW ENGLAND PATRIOTS

weeks of the season ... served on practice squad for one week and was activated, but did not play in the season finale ... originally drafted by Denver in the 12th round of the 1992 NFL draft.

GAMES PLAYED/STARTED: 4/0 (1992-4/0)

COLLEGE: Four-year starter and an All-Big East selection at Virginia Tech ... currently ranks fourth in the Hokie annals with 12 career interceptions ... earned a reputation for his physical play at Tech ... compiled 32 stops (31 solos) and four picks as a senior and was invited to participate in the Senior Bowl All-Star Game ... as a true freshman in 1987, he moved into the starting lineup despite never having played defense in high school

PERSONAL: Single ... majored in liberal arts at Virginia Tech ... played running back and quarterback at Kellam (Virginia Beach) High, finishing third on the all-time rushing list in the district ... also the first sophomore in district history to rush for 1,000 yards ... lettered three times each in football and basketball, and once in track ... played in the Virginia all-star game to end his prep gridiron career ... born John Edward Granby on November 11, 1968 in Virginia Beach, Va.

GRANBY'S CAREER DEFENSIVE STATISTICS

Year	G	— Tackles —		Assists	Sacks	Fum. Rec.	Pass Def.
		Total	Solo				
1992	4	3	2	1	0	0	0

PAT HARLOW


Offensive Tackle

3rd year

6' 6" / 290 lbs.

Southern California

Born: 3/16/69




77

PRO CAREER: 1992- Started all 16 games, eight at right tackle and eight at left tackle ... missed all of training camp after undergoing back surgery in April of 1992 ... saw action for the firsttime in season-opener at L.A. Rams (9/13). 1991- Started all 16 games at right tackle during rookie season ... became just the second rookie offensive lineman (joining current T Bruce Armstrong) since John Hannah in 1973 to start his first game ... on the field for all of the Patriots' 977 offensive snaps (only Armstrong can also make that claim) ... missed only eight assignments and allowed four sacks. Drafted by the Patriots in the first round of the 1991 draft (11th player selected).

GAMES PLAYED/STARTED: 32/32 (1991-16/16, 1992-16/16)

COLLEGE: Four-year letterman at Southern Cal ... earned first team All-Pac 10 honors following senior season after receiving an 88% grade for blocking consistency and not allowing a sack ... rated as the top offensive tackle in the country going into the draft by The NFL Draft Report ... moved from defensive tackle to the offensive line before junior season and became All-Pac 10 honorable mention ... played defensive tackle during first two collegiate seasons.

PERSONAL: Married (Jennifer) ... majored in Public Administration at USC ... attended Norco (Calif.) High ... rated one of top defensive linemen in California during senior year and earned All-CIF Eastern Conference, All-Riverside County and All-Ivy League (offense & defense) first team honors ... also started at offensive tackle in high school ... born Patrick Christopher Harlow on March 16, 1969 in Norco, Calif.

JEROME HENDERSON**Defensive Back****3rd year****5' 10" / 189 lbs.****Clemson****Born: 8/8/69****36**

PRO CAREER: **1992-** Played in all 16 games, with nine starts - the first six games of the season at free safety, one at strong safety (at Atlanta on 11/29) and the final two games of the season at cornerback ... finished seventh on the team with 60 tackles (39 solos) and added 11 passes defended ... tied (with Maurice Hurst) for the team lead with three interceptions - at Miami (10/18), at Buffalo (11/1) and at Indianapolis (11/15) ... had career-high 10 tackles (five solos) vs. San Francisco (10/11). **1991-** Played in 16 games and had one start at cornerback during rookie season ... finished the season with 41 tackles (31 solos) and two interceptions ... led the club in punt returns with 27 for 201 yards (7.4 avg.) ... also recorded four special teams tackles ... began pro career by notching a career-high eight tackles at Indianapolis (9/1) ... made first career start and notched first career interception vs. Houston (9/22) by picking off Oilers QB Warren Moon ... returned a punt for a career-high 39 yards vs. Miami (10/6) ... grabbed second interception of the season at Buffalo (11/3) ... registered four solo tackles and two passes defended at Cincinnati (12/22). Drafted by the Patriots in the second round of the 1991 draft (41st player selected).

GAMES PLAYED/STARTED: 32/10 (**1991-**16/1, **1992-**16/9)

COLLEGE: Four-year letterman at Clemson ... earned honorable mention All-America honors by the Poor Man's Guide to the NFL Draft following senior season ... anchored a Clemson secondary as a senior that ranked sixth in the nation in pass defense, allowing only 87.9 yards per game ... started final 24 games of career at left cornerback for the Tigers ... played two years behind former All-America cornerback Donnell Woolford.

PERSONAL: Married (Traci) ... majored in Secondary Education at Clemson ... wife has degree in advertising from North Carolina A & T ... was All-State honorable mention during senior year at West Iredel High in Statesville, N.C. ... started at cornerback and halfback at West Iredel and rushed for over 1,000 yards as a senior ... also lettered in basketball, baseball and track ... has a 34-inch vertical leap ... born Jerome Virgil Henderson on August 8, 1969 in Statesville, N.C.

HENDERSON'S CAREER DEFENSIVE STATISTICS

Year	G	— Tackles —		Assists	Sacks	Fum. Rec.	Pass Def.
		Total	Solo				
1991	16	41	31	10	0	0	9
1992	16	60	39	21	0	0	11
Totals	32	101	70	31	0	0	20

INTERCEPTIONS


Year	G	No.	Yds.	Avg.	LG	TD
1991	16	2	2	2.0	2	0
1992	16	3	43	14.3	34	0
Totals	32	5	45	9.0	34	0

OTHER STATS: Special Teams Fumble Recoveries: 1991-1.

PUNT RETURNS

Year	G	No.	FC	Yds.	Avg.	LG	TD
1991	16	27	10	201	7.4	39	0
1992	16	0	---	---	---	---	---

OTHER STATS: Fumbles: 1991-2.

MARION HOBBY**Defensive End****4th year****6' 4" / 277 lbs.****Tennessee****Born: 11/7/66****90**

PRO CAREER: **1992-** Played in 11 games with two starts at right end ... started season-opener at L.A. Rams (9/13) in place of Brent Williams (shoulder) and made three tackles before injuring right knee ... started at Buffalo (11/1) in place of injured Ray Agnew (elbow) ... had season-high four tackles at Atlanta (11/29) before suffering a fractured right thumb ... placed on Injured Reserve (12/1). **1991-** Played in 15 games with one start ... Saw extensive action on special teams ... finished with 26 tackles (19 solos) and two sacks ... added five special teams tackles ... did not see action at Indianapolis (9/1) ... recorded four tackles (three solos) and recovered a fumble on special teams vs. Denver (10/27) ... notched first sack of season at Miami (11/10) ... led defensive line with four solo tackles and a sack at Denver (12/1) ... had season-high five solo tackles at N.Y. Jets (12/15) ... started at left end in place of the injured Ray Agnew at Cincinnati (12/22) and had one tackle. **1990-** Played in all 16 games and had five starts as a rookie ... finished season with 47 tackles (34 solos), one forced fumble and three sacks ... had first career start at right end vs. Indianapolis (11/11) and had four tackles (three solo) and one pass defended ... notched four solo tackles and recorded first career sack (Jim Kelly) at Buffalo (11/18) ... recorded six tackles (three solo) vs. Kansas City (12/2) ... sacked Cardinals quarterback Tim Rosenbach and had five tackles (three solo) in a start at Phoenix (11/25) ... had career-high eight tackles (four solo) and sacked Jets quarterback Troy Taylor at N.Y. Jets (12/23). Signed by the Patriots on September 4, 1990 after being released by Minnesota ... originally a third round 1990 draft pick of the Vikings (74th player selected).

GAMES PLAYED/STARTED: 42/8 (**1990**-16/5, **1991**-15/1, **1992**-11/2)


COLLEGE: Three-year starter and four-year letterman at Tennessee ... finished collegiate career with 217 total tackles, seven sacks and 25 tackles-for-loss ... moved from defensive tackle to end as a senior and earned The Sporting News honorable mention All-America honors ... was a consensus All-Southeastern Conference choice in 1989 after recording 67 tackles, eight pass break-ups and 13 tackles behind line of scrimmage ... led the Vols defensive line as a sophomore in 1987 with 48 tackles ... was a reserve lineman as a freshman and had 28 tackles ... played in three bowl games (Liberty, Peach and Cotton) for Tennessee ... participated in the Japan and Senior bowls following senior season.

PERSONAL: Single ... majored in therapeutic recreation at Tennessee ... was an All-State offensive guard and defensive tackle at Shades Valley High in Birmingham, Ala. ... also earned three letters in basketball during high school ... born Marion Eugene Hobby, Jr. on November 7, 1966 in Birmingham, Ala.

HOBBY'S CAREER DEFENSIVE STATISTICS

Year	G	— Tackles —			Sacks	Fum. Rec	Fum. For.	Pass Def.
		Total	Solo	Assists				
1990	16	47	34	13	3	0	1	1
1991	15	26	19	7	2	0	0	0
1992	11	17	11	6	0	0	0	1
Totals	42	90	64	26	5	0	1	2

OTHER STATS: Special Teams Tackles: 1991-5, S.T. Fumble Rec.: 1991-1.

TOM HODSON**Quarterback****4th year****6' 3" / 195 lbs.****Louisiana State****Born: 1/28/67****13**

PRO CAREER: **1992-** Started three games at quarterback and was holder for field goals and PATs in six others ... made first start of season at Miami (10/18) for injured Hugh Millen (shoulder) and completed 25 of 43 passes for 267 yards and two touchdowns ... also started at Buffalo (11/1) and vs. New Orleans (11/8) for Millen ... fractured right thumb against Saints and placed on Injured Reserve (11/10). **1991-** Started first three games and contributed as the holder for field goal attempts and PATs in all 16 ... completed 36 of 68 passes for 345 yards, one touchdown and four interceptions ... led team to opening-season victory at Indianapolis (9/1) by connecting on 13 of 18 passes for 136 yards and a touchdown ... completed 12 of 26 passes for 95 yards and had two interceptions vs. Cleveland (9/8) ... hit on 11 of 24 passes for 114 yards and two interceptions in final start of season at Pittsburgh (9/15). **1990-** Started final six games as a rookie completed 85-of-156 passes (54.5%) for 968 yards, four TDs and five interceptions ... made first start of career at Phoenix (11/25) and was named Miller Lite Player of the Game after completing 17-of-29 passes for 182 yards and two touchdowns ... completed 20-of-39 passes for 211 yards and a TD in second start vs. Kansas City (12/2) ... completed career-long 56-yard pass to wide receiver Irving Fryar vs. Washington (12/15) ... had 12 completions on 23 attempts for 118 yards vs. N.Y. Giants (12/30) and completed a 40-yard TD pass to Fryar. Drafted by the Patriots in the third round of the 1990 draft (56th selection overall).

GAMES PLAYED/STARTED: 32/12 (**1990**-7/6, **1991**-16/3, **1992**-9/3)

COLLEGE: Four-year starter at LSU and finished his career as the most prolific passer in the history of the Southeastern Conference ... chosen All-SEC four years in a row by at least one wire service (Associated Press in 1986, '87, '88 & United Press International in 1987, '89) ... holds 19 LSU records and six SEC records ... passed for 9,115 yards in his career, becoming the first 9,000-yard passer (and first 8,000-yard passer) in SEC history ... threw for three or more TDs in a game nine times and threw for 200 or more yards 26 times ... started every game but one in four-year collegiate career (missed 1987 Alabama start due to injury) ... set LSU single-season record for passing yardage as a senior in 1989 with 2,655.

PERSONAL: Married (Andy) ... majored in Business Administration at LSU ... wife teaches school and is an aerobics instructor ... named an Adidas and a Bally All-America and All-State quarterback as a senior at Central Lafourche (Mathews, La.) High in 1984 after completing 210-of-363 passes for 3,006 yards and 28 TDs ... also averaged 27.4 points per game in basketball his senior year ... born Thomas Paul Hodson on January 28, 1967 in Mathews, La.


HODSON'S CAREER PASSING STATISTICS

Year	G	Att	Comp	Pct.	Yds	TD	Int	LG	Sacked
1990	7	156	85	54.5	968	4	5	56	20/147
1991	16	68	36	52.9	345	1	4	32	9/57
1992	9	91	50	54.9	496	2	2	54t	12/96
Totals	32	315	171	54.3	1809	7	11	56	41/300

RUSHING STATISTICS

Year	G	No.	Yds	Avg	LG	TD
1990	7	12	79	6.6	23	0
1991	16	4	0	0.0	1	0
1992	9	5	11	2.2	5	0
Totals	32	21	90	4.3	23	0

OTHER STATS: Fumbles: 1991-2, 1992-1.

DAVID HOWARD**Linebacker****9th year****6' 1" / 230 lbs.****Long Beach State****Born: 12/8/61****99**

PRO CAREER: **1992-** Played in 16 games with 10 starts at outside linebacker ... finished second on team with 78 tackles (59 solos) and added two special teams tackles ... tied (with Kevin Turner and Roger Brown) for team lead with three opponents fumbles forced ... had season-high 11 tackles (seven solos) and a sack vs. Seattle (9/20) ... notched first interception as a Patriot at Miami (10/18). **1991-** Played in 16 games with five starts at outside linebacker ... finished sixth on team with 60 tackles (40 solos) ... added three passes defended and one sack ... had six solo tackles in his Patriots debut at Indianapolis (9/1) ... recorded seven tackles (four solos), one sack and a pass defended vs. Minnesota (10/20) ... made first of four consecutive starts in place of injured Chris Singleton vs. Denver (10/27) and led team with 10 tackles (six solos) ... led linebacking corps with six tackles (four solos) at N.Y. Jets (12/15) ... made fifth start of season in place of Singleton at Cincinnati (12/22) and registered nine tackles (six solos). **1990-** Played in 16 games with no starts for the Cowboys ... had 11 tackles (three solos) at linebacker ... played primarily on special teams and had 13 tackles (eight solos). **1989-** Shared the strongside linebacker position with Jack Del Rio in the final eight games, playing the second and fourth quarters ... had 18 tackles (nine solos) in 11 games with the Cowboys ... came to Dallas from Minnesota as part of the Herschel Walker trade (11/19) ... had 15 tackles (11 solos) with the Vikings in five games (three starts) before the trade. **1988-** Started all 16 games at linebacker for the Vikings and finished the season with 46 tackles (31 solos), two fumble recoveries, one forced fumble, one sack and a career-high three interceptions ... had best game of season at Dallas (11/13), notching two solo tackles, a sack, a forced fumble and a fumble recovery. **1987-** Played in 10 games with seven starts ... missed four games with a sprained ankle ... finished the season with 33 tackles (24 solos) and had two passes defended ... had first career interception vs. Washington (12/13). **1986-** Ranked sixth on the team with a career-high 88 tackles (55 solos) despite missing nearly three games with a hyper-extended elbow ... played in 14 games with 13 starts. **1985-** Had four starts in 16 games for the Vikings ... broke into starting lineup for the last four games of season ... had 80 tackles (44 solos), five passes defended, and three forced fumbles. Acquired by the Patriots on April 22, 1991 to complete a draft-day trade ... was originally a Vikings third-round selection in the 1984 supplemental draft after two seasons as a starter for the USFL's Los Angeles Express.

GAMES PLAYED/STARTED: 120/58 (**1985**-16/4, **1986**-14/13, **1987**-10/7, **1988**-16/16, **1989**-16/3, **1990**-16/0, **1991**-16/5, **1992**-16/10)

COLLEGE: A three-time Big West All-Conference linebacker at Long Beach State ... earned second team honors as a sophomore and first team honors after final two seasons ... had 242 total tackles, 17 sacks and six interceptions after transferring from Oregon State.

PERSONAL: Single ... has two daughters, Ashlie Monet (7) and Joslyn Olivia (7) ... attended Long Beach (Cal.) Poly High and was the city's co-player of the year in 1978 ... spent the offseason retailing his line of food products and running his business - David Howard Enterprises (DHE) ... coordinates all business affairs as CEO of DHE ... working on a degree in education from St. Thomas College in St. Paul, Minn ... owns a fast-food fish restaurant, P&G Seafood Cafe, in Minneapolis ... born David Howard on December 8, 1961 in Enterprise, Ala.

(DAVID HOWARD CONTINUED NEXT PAGE)

HOWARD'S CAREER DEFENSIVE STATISTICS

Year	G	Total	Assists	Solo	Sacks	Fum. Rec	Fum. For.	Pass Def.
1985 (MIN)	16	80	36	44	0	0	3	5
1986 (MIN)	14	88	33	55	2.5	0	3	2
1987 (MIN)	10	33	9	24	0	0	0	2
1988 (MIN)	16	46	15	31	1	2	1	0
1989 (MIN/DAL)	16	34	13	21	0	0	0	0
1990 (DAL)	16	11	8	3	0	0	0	0
1991 (NE)	16	60	20	40	1	0	0	2
1992 (NE)	16	78	19	59	1	1	3	6
Totals	120	430	153	277	5.5	3	10	17

INTERCEPTIONS

Year	G	No.	Yds.	Avg	LG	TD
1985 (MIN)	16	0	-	-	-	-
1986 (MIN)	14	0	-	-	-	-
1987 (MIN)	10	1	0	0.0	0	0
1988 (MIN)	16	3	16	5.3	10	0
1989 (MIN/DAL)	16	0	-	-	-	-
1990 (DAL)	16	0	-	-	-	-
1991 (NE)	16	0	-	-	-	-
1992 (NE)	16	1	1	1.0	1	0
Totals	120	5	17	3.4	10	0

MAURICE HURST


Cornerback

5th year

5' 10" / 185 lbs.

Southern

Born: 9/17/67



37

PRO CAREER: **1992-** Started all 16 games at cornerback and recorded a career-high 63 tackles (49 solos) ... tied (with Jerome Henderson) for team lead with three interceptions - vs. NY Jets (11/22), vs. Indianapolis (12/6) and vs. Miami (12/27) ... led club with 18 passes defended ... had season-high seven tackles (five solos) vs. Seattle (9/20). **1991-** Played in 15 games with 14 starts at cornerback after being activated from roster exemption list (8/30) ... finished with 51 tackles (44 solos) ... led the team with three interceptions and 17 passes defended ... played in a reserve role at Indianapolis (9/1) and sat out vs. Cleveland (9/8) with a hamstring strain ... made first start of the season at Pittsburgh (9/15) and led the secondary with seven solo tackles ... led team with seven tackles (six solos) vs. Houston (9/22) ... had first interception of the season (10th career) at Phoenix (9/29) ... recorded second two-interception day of career in 16-13 victory vs. Buffalo (11/24) and added five tackles (four solos). **1990-** Started all 16 games at cornerback and finished the season with 44 tackles (32 solos), 11 passes defended and one forced fumble ... also tied for the team lead (with CB Ronnie Lippett and FS Fred Marion) with four interceptions ... recorded three solo tackles and intercepted two passes, one preserving a Patriots victory at Indianapolis (9/16) ... had four tackles (three solos) and an interception at Cincinnati (9/23) ... notched four tackles (two solos) and an interception vs. N.Y. Jets (9/30) ... made three tackles (two solos) and blocked a punt at Pittsburgh (12/9). **1989-** Started 14 of the 16 games played in as a rookie ... named to the UPI and College & Pro Football Newsweekly All-Rookie team ... also named the Patriots' Rookie of the Year by the 1776 QB Fan Club ... led the team in interceptions with five (with one TD return) ... had team-high 10 passes defended ... finished ninth on the team in tackles (59) ... returned interception off Buffalo's Jim Kelly 16 yards for a TD to give NE a 30-24 win (11/19). Drafted by the Patriots in the fourth round of the 1989 draft (96th player selected).

1993 NEW ENGLAND PATRIOTS

GAMES PLAYED/STARTED: 63/60 (1989-16/14, 1990-16/16, 1991-15/14, 1992-16/16)

COLLEGE: Two-year starter at cornerback after beginning college career as a wide receiver ... first-team All-Southwestern Athletic Conference as senior after making 28 tackles, three interceptions and nine pass deflections ... was honorable mention All-SWAC as junior after leading league in pass deflections with 18 ... was a walk-on at Southern.

PERSONAL: Single ... working towards physical education degree at Southern ... attended Fortier High in New Orleans, La. ... lettered as wide receiver and defensive back ... was three-year varsity player, making all-district as junior and senior WR ... also member of school's track team (100 and 200); won district title as junior and senior and set school record in 100 as senior with 10.6 ... born Maurice Roy Hurst on September 17, 1967 in New Orleans, La.

HURST'S CAREER DEFENSIVE STATISTICS

Year	G	— Tackles —		Assists	Sacks	Fum. Rec.	Pass Def.
		Total	Solo				
1989	16	59	48	11	0	0	10
1990	16	44	32	12	0	0	11
1991	15	51	44	7	0	0	17
1992	16	63	49	14	0	0	18
Totals	63	217	173	44	0	0	56

INTERCEPTIONS

Year	G	No.	Yds.	Avg.	LG	TD
1989	16	5	31	6.2	16t	1
1990	16	4	61	15.3	36	0
1991	15	3	21	7.0	21	0
1992	16	3	29	9.7	27	0
Totals	63	15	142	9.5	36	1

OTHER STATS: Punt Returns: 1989- one for six yards. Blocked Punts: 1990-1. Forced Fumbles: 1990-1, 1992-1.

AARON JONES


Defensive End

6th year

6' 5" / 267 lbs.

Eastern Kentucky

Born: 12/18/66



97

PRO CAREER: 1992-Played in 13 regular season games and one playoff game ... saw most action as a reserve at defensive end ... compiled 33 tackles, including 19 solos, and registered two sacks for a loss of 12 yards ... in addition, recorded three pass deflections and had one fumble recovery ... in loss to Buffalo in the first round of the playoffs, added two unassisted tackles to his season total. 1991-Played in all 16 games, starting seven of the first eight at left defensive end ... recorded 30 tackles (25 solos), a pair of sacks and broke up one pass ... season-high of five solo tackles came against the New York Giants ... logged a sack apiece against New England and at Houston. 1990-Played in first seven games, with one start, before fracturing his foot against San Francisco and ending his season ... recorded 10 tackles and two sacks prior to the injury ... sole start was vs. Houston. 1989-Played in every game, starting seven, and saw action at both end positions ... season-high eight tackles were recorded at Houston ... contributed to Pittsburgh's 9-7 record and helped them advance to the second round of the playoffs ... credited with a sack against Denver in that playoff game. 1988-Started 12 of 15

1993 NEW ENGLAND PATRIOTS

games as a rookie, including six starts at outside linebacker and six at defensive end ... registered first NFL sack in opener vs. Dallas ... tallied 20 tackles (16 solos) and 1.5 sacks ... missed the final game of the season on injured reserve with a knee injury. Signed with the Patriots on March 18, 1993 as an unrestricted free agent ... originally drafted by the Pittsburgh Steelers in the first round (18th overall) of the 1988 NFL draft.

GAMES PLAYED/STARTED: 67/22 (1988-15/12, 1989-16/2, 1990-7/1, 1991-16/7, 1992-13/0)

COLLEGE: Completed his career with 264 tackles (113 solos), 24 sacks and 40 stops behind the line of scrimmage ... compiled 66 tackles with nine sacks as a senior to earn Kodak and Walter Camp 1-AA All-American honors ... named Ohio Valley Conference Defensive Player of the Year and first team All-OVC ... is the second highest draft selection in Eastern Kentucky history, second to Wally Chambers (Chicago) who was selected eighth overall.

PERSONAL: Married (Jannita) ... has three children, sons Aaron III (11/21/85) and Michael (7/31/90) and daughter Ciara (7/13/89) ... majored in marketing and real estate at Eastern Kentucky ... earned all-area and all-conference honors as an offensive and defensive lineman at Apopka (Fla.) High ... born Aaron Delmas Jones II on December 18, 1966 in Orlando, Fla.

JONES' CAREER DEFENSIVE STATISTICS

Year	G	Total	—Tackles—		Sacks	Fum Rec	Fum Pass	
			Solo	Assists			For.	Def.
1988 (PIT)	15	20	16	4	1.5	0	0	0
1989 (PIT)	16	21	16	5	2.0	0	0	0
1990 (PIT)	7	10	7	3	2.0	0	0	0
1991 (PIT)	16	30	25	5	2.0	0	0	1
1992 (PIT)	13	33	19	14	2.0	1	0	3
Totals	67	114	83	31	9.5	1	0	4

DION LAMBERT


Defensive Back

2nd year

6' 0" / 185 lbs.

UCLA

Born: 2/12/69



28

PRO CAREER: 1992-Played in all 16 games in rookie campaign, both on special teams and in the secondary ... finished with 23 tackles (13 solos) and added 10 tackles on special teams ... had career-high five tackles (one solo) vs. San Francisco (10/11) ... recorded first NFL sack vs. NY Jets (11/22) ... forced Andre Reed to fumble (recovered by Randy Robbins) vs. Buffalo (9/27). Drafted by the Patriots in the fourth round of the 1992 draft (90th player selected).


GAMES PLAYED/STARTED: 16/0 (1992-16/0)

COLLEGE: Missed five of UCLA's first six games in 1991 with a torn ligament in his right foot ... finished the season with 22 tackles (17 solos), and six passes defended ... was selected All-Pac 10 Conference honorable mention after 1990 junior season by recording 48 tackles (35 solos), one interception and four passes defended ... named to the Sophomore All-America second team by The Poor Man's Guide to the NFL Draft after starting all year at cornerback ... notched 89 tackles (59 solos), one sack, one interception, and eight passes defended ... played nine games in reserve role during 1988 freshman season and finished with 25 tackles (14 solos) and three passes defended ... was redshirted in 1987.

PERSONAL: Single ... majored in history at UCLA ... was All-America selection by Super Prep magazine and earned honorable mention from The Sporting News at Kennedy (Lake View Terrace, Cal.) High ... was Valley Class 4A Defensive Player of the Year and an All-City pick as a senior after recording 82 tackles (57 solos), three fumble recoveries and three interceptions (one returned for a touchdown) ... also caught 21 passes for 325 yards and seven touchdowns as a wide receiver during senior year ... born Dion Adrian Lambert on February 12, 1969 in Lake View Terrace, Cal.

LAMBERT'S CAREER DEFENSIVE STATISTICS

Year	G	—Tackles—			Sacks	Fum.		Pass Def.
		Total	Solo	Assists		Rec.	For.	
1992	16	23	13	10	1	0	1	0

BILL LEWIS**Center****8th year****6' 6" / 290 lbs.****Nebraska****Born: 7/12/63****75**

PRO CAREER: **1992**-Underwent successful micro discectomy surgery June 8 to remove a lumbar (lower back) disc ... missed the first four weeks of the regular season due to contract negotiations ... signed with the Cardinals (10/7) and started at center in his first game back at New York Giants (10/11) ... started three games before suffering an injury which sidelined him for five weeks ... finished the season with six starts in six games. **1991**-Started all 16 games for the second straight year, serving 993 snaps throughout the season, despite a number of injuries ... sustained a fracture to his right thumb in a mid-season clash with the New York Giants, forcing him to switch to his left hand to snap the ball ... sprained his left wrist the following week vs. San Francisco, but handled the snapping duties without incident ... was one of two Cardinals to play every offensive down throughout the season ... credited with one fumble recovery during the season. **1990**-Signed as a Plan B free agent after playing four seasons with the Los Angeles Raiders ... started every game for the Cardinals, missing only three plays all season due to a leg injury ... helped solidify an offensive line unit that allowed just 43 sacks on the season, fewest allowed since 1979 (39), and opened holes for running back Johnnie Johnson, who earned Pro Bowl honors in his rookie season. **1989**-Listed behind Pro Bowler Don Mosebar and Dan Turk with the Raiders ... suited up for eight games and inactive for seven others, but did not receive any playing time during the season. **1988**-Started 14 games at center when Mosebar was shifted from center to tackle early in the season. **1987**-Started six of eight games at guard for an offensive line that opened holes for a league-leading average of 4.6 yards per rush and enabled the Raiders to finish second in the league in rushing offense. **1986**-Played in four games as a rookie, without a start ... placed on non-football illness list for one month (9/22 to 10/23) after undergoing an appendectomy. Signed by the Patriots on May 12, 1993 as an unrestricted free agent from Phoenix ... originally drafted by the Los Angeles Raiders in the seventh round (191st overall) of the 1986 NFL draft, where he played four seasons before signing with the Phoenix Cardinals in 1990 as a Plan B free agent.

GAMES PLAYED/STARTED: 64/58 (**1986**-4/0, **1987**-8/6, **1988**-14/14, **1989**-0/0, **1990**-16/16, **1991**-16/16, **1992**-6/6)

COLLEGE: Became the fourth All-America center at Nebraska in five years, as a senior in 1985 ... garnered first team All-America honors by the Football Writers Association of America ... selected second-team All-America by Associated Press

(BILL LEWIS CONTINUED NEXT PAGE)

1993 NEW ENGLAND PATRIOTS

and donned All-Big Eight recognition ... played in three bowl games as a Cornhusker, including the Orange, Sugar and Fiesta Bowls ... nominated as a finalist for the Outland Trophy in 1985 ... played tackle and guard early in collegiate career while earning three varsity letters.

PERSONAL: Married (Kimberly) ... has one daughter, Taylor (3/22/88) and one son, Alexander (5/21/92) ... majored in Business Administration at Nebraska ... wife is director of the Phoenix Suns cheerleaders ... earned all-conference and second-team-all-state honors as a center at East (Sioux City, Iowa) High ... played forward in basketball and both catcher and first baseman in baseball ... born William Glenn Lewis on July 12, 1963 in Sioux City, Iowa.

EUGENE LOCKHART


Linebacker

10th year

6' 2" / 233 lbs.

Houston

Born: 3/8/61



51

PRO CAREER: **1992-** Played in 16 games with eight starts at inside linebacker ... finished fourth on the team with 70 tackles (42 solos) ... recovered a fumble at Miami (10/18) ... had season-high 13 tackles (seven solos) vs. New Orleans (11/8) ... added 11 tackles (five solos) vs. Miami (12/27). **1991-** Played in 16 games with 13 starts at inside linebacker ... didn't start three games (vs. Houston 9/22, at Buffalo 11/3 and vs. Buffalo 11/24) because of starting game in a nickel defense ... finished fourth on the team with 64 tackles (42 solos) and one pass defended ... had season-high 11 tackles (six solos) vs. Cleveland (9/8) ... made 100th career start and recorded five solo tackles at Phoenix (9/29). **1990-** Started all 16 games and led the Cowboys with 139 tackles (72 solos) ... led the Cowboys in tackles four of the past seven seasons ... second team All-NFC by United Press International ... had fifth career 100-tackle season and the second best tackle season of his career ... led or tied for team lead in tackles in six games ... had a season-high 13 tackles (seven solos) twice — at L.A. Rams (11/18) and vs. New Orleans (12/2) ... had nine tackles and a sack at N.Y. Giants (9/30) ... six times had 10 or more tackles — vs. San Diego (9/9), vs. N.Y. Giants (9/16), at Tampa Bay (10/21), vs. San Francisco (11/11), at L.A. Rams (11/18) and vs. New Orleans (12/2) ... forced a fumble on the seven-yard line to prevent a TD vs. Philadelphia (10/28). **1989-** Became first Cowboy to earn All-Pro recognition since 1985 after leading the NFL with a team record 222 tackles ... 154 solo tackles was also a team record ... had at least 10 tackles in every game and set a Cowboys record with 16 solo tackles vs. Phoenix (10/29) ... also led team in interceptions (2) and the linebackers in passes defended (8) ... earned first-team All Pro honors from The Sporting News and second-team All Pro by Associated Press. **1988-** tallied a team-leading 121 tackles (72 solos) ... also had three passes defended and two fumble recoveries. **1987-** Played in nine games and finished the season with 80 tackles (52 solos) ... had one interception and one fumble recovery ... suffered a broken bone in leg vs. Atlanta (12/6). **1986-** Led the team with 121 tackles (77 solos) ... had a career-high five sacks. **1985-** Was first full season as a starter ... led the team with 128 tackles (69 solos), fumble recoveries (4) and forced fumbles (3) ... returned an interception 19 yards for a TD vs. Pittsburgh (10/13) for first career score. **1984-** Played in 15 games with eight starts ... became first rookie ever to start at middle linebacker for the Cowboys when Bob Breunig was sidelined with a back injury. Acquired by the Patriots on April 22, 1991 as part of a draft-day trade ... originally drafted by the Cowboys in the sixth round of the 1984 draft.

GAMES PLAYED/STARTED: 136/117 (**1984-**15/8, **1985-**16/15, **1986-**16/16, **1987-**9/9, **1988-**16/16, **1989-**16/16, **1990-**16/16, **1991-**16/13, **1992-**16/8)

COLLEGE: Two-year starting linebacker and senior tri-captain at Houston ... earned All-Southwest Conference honors and team's most valuable player award as a senior in 1983 ... led team with 134 tackles during senior year.

PERSONAL: Married (Sharon) ... they have two sons, Bryan (6) and Brandon (4) ... graduated from Houston with a degree in marketing ... active with the Eye Glass Foundation ... starred in football, basketball and baseball at Crockett (Tex.) High ... was a National Honor Society member ... is owner and president of Lockhart One-Hour Photo in Dallas ... also president of and a partner with former teammates Tony Dorsett and Everson Walls in Cowboys Sports Cafe in Irving ... born Eugene Lockhart on March 8, 1961 in Crockett, Texas.

LOCKHART'S CAREER DEFENSIVE STATISTICS

Year	G	Total	—Tackles—		Sacks	Fum Rec	Fum Pass	
			Assists	Solo			For.	Def.
1984 (DAL)	15	86	37	49	2.5	1	0	0
1985 (DAL)	16	126	59	69	3.5	4	3	3
1986 (DAL)	16	121	44	77	5.0	1	1	1
1987 (DAL)	9	80	28	52	2.0	1	0	5
1988 (DAL)	16	121	49	72	0.0	0	2	3
1989 (DAL)	16	222	68	154	2.0	2	1	8
1990 (DAL)	16	139	67	72	1.0	1	1	7
1991 (NE)	16	64	22	42	0.0	0	0	0
1992 (NE)	16	70	28	42	0.0	1	0	1
Totals	136	1029	402	629	16.0	11	8	28

INTERCEPTIONS

Year	G	No.	Yds.	Avg	LG	TD
1984 (DAL)	15	1	32	32.0	32	0
1985 (DAL)	16	1	19	19.0	19	1
1986 (DAL)	16	1	5	5.0	5	0
1987 (DAL)	9	1	13	13.0	13	0
1988 (DAL)	16	0	-	-	-	-
1989 (DAL)	16	2	14	7.0	12	0
1990 (DAL)	16	0	-	-	-	-
1991 (NE)	16	0	-	-	-	-
1992 (NE)	16	0	-	-	-	-
Totals	136	6	83	13.8	32	1

SCOTT LOCKWOOD


Running Back

2nd year

5' 11" / 205 lbs.

Southern California

Born: 3/23/68



40

PRO CAREER: **1992**-Played in four games as a rookie after being activated from the practice squad (12/10) ... finished fourth on the team with 162 yards rushing on 35 carries ... had 11 kickoff returns for 233 yards ... rushed for 39 yards on five carries in first NFL action at running back at Cincinnati (12/20) ... notched first career 100-yard game by rushing for 123 yards on 30 carries in the season finale vs. Miami (12/27) ... his 123 yards marked the most by a Patriots running back since John Stephens had 124 yards vs. Chicago on 10/30/88. Re-signed by the Patriots as a free agent from the Detroit Lions on October 16, 1992 ... released by the Patriots (9/18) after appearing in season-opener at L.A. Rams (9/13) and signed with the Lions ... originally drafted by the Patriots in the eighth round of the 1992 draft (204th selection).

GAMES PLAYED/STARTED: 4/0 (**1992**-4/0)

COLLEGE: Started first two games of senior season at fullback but suffered a knee injury that kept him out the balance of the season ... gained 19 yards on seven

1993 NEW ENGLAND PATRIOTS

carries and caught three passes for 15 yards ... All-Pac 10 Conference honorable mention as a junior in 1990 ... began year as a tailback before taking over fullback duties in the fourth week of the season ... finished with 516 yards on 117 carries and three touchdowns ... had Trojans' longest rush of 1990 season, a 66-yarder against Ohio State ... started 1989 season as starting tailback but suffered a dislocated right thumb and torn ligaments while fielding a punt in the season-opener against Illinois ... missed remainder of season as a medical redshirt ... All-Pac 10 Conference honorable mention in 1988 after starting five games at tailback and gaining 527 yards on 117 carries and five touchdowns ... added 12 receptions for 84 yards ... earned All-Freshman Team honorable mention by The Sporting News in 1987 after playing in 11 games ... became first freshman tailback since Michigan's Stanley Edwards in 1978 to start in the Rose Bowl.

PERSONAL: Single ... has a degree in Communications from Southern California ... plans to back to school for a degree in Exercise Science/Nutrition ... father played at USC in 1964-65 and with the L.A. Rams in 1966 ... great uncle Richard is in the Major League Baseball Record Book for most consecutive innings pitched ... Adidas, Parade and Bally All-America selection at Fairview High in Boulder, Colo. ... named Gatorade Regional and Colorado Player of the Year ... All-State, All-Boulder County and a Sporting News Top 100 pick ... ran for a state record 4,852 yards and 47 touchdowns during three-year career ... named Dr. Pepper Colorado Male Athlete of the Year after gaining 2,210 yards with 22 touchdowns as a senior ... had 315 yards and four TDs in one game as a senior ... also competed in track and won the 1986 Junior Olympics 60-yard dash (6.2) ... born Scott Nelson Lockwood on March 23, 1968 in Los Angeles, Calif..

LOCKWOOD'S CAREER OFFENSIVE STATISTICS

Year	G	RUSHING					K.O. RETURNS				
		No.	Yds.	Avg.	LG	TD	No.	Yds.	Avg.	LG	TD
1992	4	35	162	4.6	23	0	11	233	21.2	36	0

SHAWN McCARTHY


Punter

3rd year

6' 6" / 227 lbs.

Purdue

Born: 2/22/68



5

PRO CAREER: **1992-** Set team records for most punts (103) and punt yardage (4212) in a single season ... averaged 40.9 yards per punt and had 18 land inside the 20-yard line ... did not have a punt blocked during the season. **1991-** Played in 13 games after being re-signed by the Patriots (9/19) ... punted 66 times for an average of 40.2 yards per punt ... had 17 punts land inside the 20-yard line ... booted a team-record (3rd longest in NFL history) 93-yard punt at Buffalo (11/3) ... in the same Bills game, averaged 51.2 yards on five punts, booted a 67-yard punt and pinned Buffalo inside their own five-yard line twice ... had two punts blocked during the season. Re-signed by the Patriots as a free agent on September 19, 1991 ... had been waived on the final cutdown after originally signing with the team as a free agent on June 1, 1991 ... originally a 12th round draft choice of the Atlanta Falcons in 1990.

GAMES PLAYED/STARTED: 29/0 (**1991-** 13/0, **1992-** 16/0)

COLLEGE: Four-year player at Purdue ... also played quarterback for the Boilermakers ... completed 147 of 279 passes for 1,579 yards and eight touchdowns during collegiate career ... earned first team All-America honors by Football News in 1989 after averaging 44.7-yards per punt as a senior.

PERSONAL: Married (Melanie) ... has a degree in Graphic Design from Purdue ...

wife is a graduate of Bowling Green State University and hopes to pursue a job in real estate ... has worked with Big Brothers/Sisters during the offseason and has spoken to a number of youth groups about the importance of education and staying in school ...also is active with Special Olympics ... is an avid golfer ... attended Ross High in Fremont, Ohio ... recently became the youngest member of his high school's Hall of Fame ... won national Punt, Pass and Kick competitions as a youth ... born Shawn Michael McCarthy on February 22, 1968 in Fremont, Ohio.

McCarthy's Career Punting Statistics

Year	G	No.	Yards	Avg.	TB	In20	LG	BLK
1991	13	66	2650	40.2	3	17	#93	2
1992	16	#103	#4212	40.9	4	18	61	0
Totals	29	169	6862	40.6	7	35	#93	2

#Patriots record

OTHER STATS: Passing: 1991: 1-1-11, 0 TDs, 0 Int.; Rushing: 1992: 3-(-10)

ROB McGOVERN


Linebacker

5th year

6' 2" / 234 lbs.

Holy Cross

Born: 10/1/66



58

PRO CAREER: **1992-** Played in four games after being re-signed (12/1) when Marion Hobby was placed on injured reserve ... played almost exclusively on special teams and recorded five solo tackles ... had one assist at linebacker vs. Indianapolis (12/6). **1991-** Played in 16 games with the Pittsburgh Steelers, almost exclusively on special teams ... was fifth on the team with six special teams tackles ... signed with the Steelers as a Plan B free agent from Kansas City. **1990-** Played in 11 games for Kansas City ... saw action primarily on special teams and finished with eight special teams tackles, one on defense ... played in four games before being waived (10/6) and was re-signed (10/18) before playing in one game and being waived (11/10) ... re-signed (11/21) and played in final six games. **1989-** Played in all 16 games, making two starts for injured LB Dino Hackett ... finished with 23 tackles (18 solos) and a team-leading 24 special teams tackles ... made first NFL start vs. L.A. Raiders (9/17) and recorded a team-high nine tackles (eight solos) ... started at San Diego (9/24) and notched seven tackles (six solos). Signed by the Patriots on December 1, 1992 as a free agent after being released in training camp ... first signed with the club on March 31, 1992 as a Plan B free agent from the Pittsburgh Steelers ... originally 10th-round draft pick of the Kansas City Chiefs (255th player selected) in 1989.

GAMES PLAYED/STARTED: 46/2 (**1989-**16/2, **1990-**11/0, **1991-**15/0, **1992-**4/0)

COLLEGE: Four-year starter at Holy Cross ... named Colonial League Defensive Player of the Year as a senior ... finished collegiate career with 433 tackles (2nd in school history) and six interceptions ... set a school-record with 182 tackles (110 solos) as a senior ... was recipient of New England Gold Helmet Award in 1988.

PERSONAL: Single ... engaged to be married to Marianne Aiello ... graduated with a degree in History from Holy Cross ... attended Bergen Catholic High in Oradell, N.J. ... was accepted to law school in the offseason ... named All-County, All-League and All-State as a senior ... born Robert Patrick McGovern on October 1, 1966 in Teaneck, N.J.

(McGOVERN CONTINUED ON NEXT PAGE)

McGOVERN'S CAREER DEFENSIVE STATISTICS

Year	G	—Tackles—			Sacks	Fum. Rec.	Pass Def.
		Total	Solo	Assists			
1989	16	23	18	5	0	0	0
1990	11	1	0	1	0	0	0
1991	15	0	-	-	-	-	-
1992	4	1	0	1	0	0	0
Totals	46	25	18	7	0	0	0

GREG McMURTRY


Wide Receiver

4th year

6' 2" / 210 lbs.

Michigan

Born: 10/15/67



86

PRO CAREER: **1992-** Played in all 16 games with 15 starts at wide receiver ... did not start at Kansas City (12/13) when club lined up in two tight ends to start the game ... finished third on the team with 35 receptions for 424 yards ... had career-high 65-yard touchdown catch at Indianapolis (11/15) ... caught season-high seven passes for 84 yards vs. San Francisco (10/11) and was named Miller Lite Player of the Game for his efforts. **1991-** Played in 15 games with 13 starts ... finished third on the team with 41 receptions for 614 yards and two touchdowns ... caught three passes for 58 yards vs. Houston (9/22) and caught his first career NFL touchdown, a 34-yarder to win the game with 16 seconds left ... caught three passes for 69 yards and a touchdown vs. Minnesota (10/20) ... netted seven catches for 94 yards vs. N.Y. Jets (11/17) ... named Miller Lite Player of the Game vs. Indianapolis (12/8) after having career-highs in receptions (eight) and yards (119 - first 100-yard game of career). **1990-** Played in 13 games with five starts as a rookie ... finished fifth on team with 22 receptions for 240 yards ... made first career start at Miami (10/18) in place of injured Hart Lee Dykes (eye) and caught three passes for 46 yards ... also had three receptions in three other games (10/7 vs. Seattle, 11/25 at Phoenix and 12/15 vs. Washington) ... caught one pass for 13 yards in first career NFL game vs. Miami (9/9) ... caught two passes for 33 yards at Cincinnati (9/23) ... had two receptions for 25 yards in third career start at Buffalo (11/18) ... made two catches for 15 yards vs. Kansas City (12/2). Drafted by the Patriots in the third round of the 1990 draft (80th selection overall).

GAMES PLAYED/STARTED: 44/33 (**1990**-13/5, **1991**-15/13, **1992**-16/15)

COLLEGE: Was a four-year starter at Michigan and finished fourth on the Wolverines' all-time list with 111 career receptions ... also finished second in Michigan history with 2,163 receiving yards and third with 15 TD catches ... was selected honorable mention All-America by The Sporting News and Football News and All-Big Ten after catching 37 passes for 655 yards and seven TDs as a senior ... as a junior in 1988, was All-America honorable mention by The Associated Press and second-team All-Big Ten ... was The Sporting News' top freshman receiver in the country in 1986.

PERSONAL: Single ... was a Parade All-American receiver at Brockton (Mass.) High where he was the state's Player of the Year as a senior after scoring 22 TDs, including 15 TD catches ... also played safety on defense, finishing his three-year prep career with 12 interceptions ... was a standout outfielder on his high school's baseball team and played in the National Sports Festival in 1985 ... was selected by the Boston Red Sox in the first round of baseball's June draft in 1986 ... born Greg Wendell McMurtry on October 15, 1967 in Jackson, Miss.

McMURTRY'S CAREER RECEIVING STATISTICS

Year	G	No.	Yds.	Avg	LG	TD
1990	13	22	240	10.9	26	0
1991	15	41	614	15.0	40	2
1992	16	35	424	12.1	65t	1
Totals	44	98	1278	13.0	65t	3

MIKE PITTS


Defensive Tackle

11th year

6' 5" / 280 lbs.

Alabama

Born: 9/25/60



93

PRO CAREER: **1992**-Played in 11 games for the Philadelphia Eagles, starting the final three ... helped the Eagles to an 11-5 regular season record and a return to the playoffs ... sustained a preseason back injury and started the season on injured reserve ... returned to the active list for Game Six and slowly worked his way back into the starting lineup ... registered his first sack of the season at Green Bay (11/15) ... caught Steve Young twice at San Francisco (11/29), the only sacks recorded by the Eagles, on consecutive plays ... started the following week vs. Minnesota (12/6) at left defensive tackle. **1991**-An integral part of one of the most dominant defensive lines in all of football (Pitts, Reggie White, Jerome Brown, Clyde Simmons) ... played in all 16 regular season games, starting all but one ... finished the season with 100 tackles (58 solos), two forced fumbles, one fumble recovery and two sacks ... compiled a season-high 13 tackles vs. San Francisco (10/27) ... recorded one of the Eagles' team record 11 sacks vs. Dallas' Troy Aikman (12/15) ... considered one of the best run-stoppers in the league. **1990**-Registered three sacks in his first two games before suffering a left knee injury vs. Phoenix (9/16) early in the season ... named defensive player of the game in the season opener at New York (9/9) and followed with back-to-back first quarter sacks vs. Phoenix before his injury in the fourth quarter ... underwent arthroscopic surgery (9/19) and returned to the active roster after 12 weeks of rehabilitation (12/21) ... started a week later at Phoenix (12/29) and in the Wild Card Playoff game vs. Washington (1/5/91) ... finished the season with 18 tackles (14 solos) and three sacks, despite playing in only four games. **1989**-His seven sacks contributed to a team record 62 sacks on the season ... credited with two sacks vs. San Francisco (9/24) ... helped the Eagles to an 11-5 season, their best regular season record since the 1980 Super Bowl team finished 12-4 ... finished the season with 110 tackles (63 solos), three pass deflections, two fumble recoveries, seven sacks and 47 quarterback hurries ... his fumble recovery against the Giants set up a game-winning touchdown. **1988**-Ranked fifth on the Eagles' defensive charts with a career-high 121 tackles (80 solos) and three pass deflections ... added 1.5 sacks with 42 quarterback pressures ... amassed a career-high 18 tackles (13 solos) in a clash at Cleveland (10/16) ... considered by then head coach Buddy Ryan as the Eagles' "most consistent defensive lineman." **1987**-Acquired by the Eagles from Atlanta for defensive end Greg Brown (9/7) ... played in all 12 non-strike games and started the last five ... led the team with four fumble recoveries ... earned a game ball at New England (11/27) after he recorded two sacks and returned a fumble 21 yards to set up a touchdown. **1986**-Was a victim of the Falcons' transition from the 4-3 to the 3-4 defense ... despite limited playing time, still recorded 5.5 sacks and 34 tackles (24 solos) ... recorded the second block field goal of his career at Cleveland (10/16). **1985**-Recorded a career-high 7.5 sacks and finished the season ranked third on the team with 102 tackles (61 solos) ... intercepted his first and only career interception vs. the Rams (9/8) ... forced two fumbles and recovered another ... started every game for the Falcons. **1984**-Started 14 games before a knee injury forced him to miss the final two games of the season ... finished the year with 88 tackles (51 solos) and 5.5 sacks.

(MIKE PITTS CONTINUED NEXT PAGE)

1993 NEW ENGLAND PATRIOTS

1983-Played in every game, starting four, in his rookie campaign ... totaled 75 tackles and seven quarterback sacks while earning NFL all-rookie honors ... registered his first blocked field goal in a game at New Orleans (9/8) ... ravaged the New York Jets (10/23) for a career-high three sacks. Signed with the Patriots on June 7, 1993 as an unrestricted free agent from the Philadelphia Eagles ... acquired by the Eagles on September 7, 1987 in a trade with the Atlanta Falcons in exchange for defensive end Greg Brown ... originally drafted by Atlanta in the first round (16th overall) of the 1983 NFL draft.

GAMES PLAYED/STARTED: 137/93 (**1983**-16/4, **1984**-14/14, **1985**-16/16, **1986**-16/0, **1987**-12/6, **1988**-16/16, **1989**-16/16, **1990**-4/3, **1991**-16/15, **1992**-11/3)

COLLEGE: Played as a stand-up defensive end for the legendary head coach Paul "Bear" Bryant at Alabama ... was a backup to future NFL all-pro E.J. Junior (Cardinals, Dolphins) in his first two seasons before earning All-America honors himself as a junior and senior ... list of senior honors included first team All-America as selected by UPI, NEA, Football Coaches, Football Writers, The Sporting News, Football News and College and Pro Football Newsweekly ... named second team All-America by Associated Press ... invited to play in the Hula and Senior Bowl all-star games ... amassed 214 total tackles and picked off two passes during his career ... compiled 14 quarterback sacks as a junior, while totaling 22 career sacks for the Crimson Tide ... added 26 tackles for losses in his final two seasons.

PERSONAL: Married (Gena) ... couple has one son, Michael Anthony (6) and reside in Duluth, Ga. in the off-season ... majored in advertising at Alabama ... owns a beauty spa in Atlanta ... was nominated as the Outstanding Young Man of America in 1989 ... is a member of "Athletes for Kids," a national organization whose members speak to youngsters about staying in school and about the dangers of drug and alcohol abuse ... is also active in the "Just Say No to Drugs" campaign ... an All-America, all-state and all-metro prep selection while playing defensive end and wide receiver at Polytechnic (Baltimore, Md) High ... won the state championship and played one year of lacrosse in high school ... cousin, Rick Porter, played for the Detroit Lions, Baltimore Colts and Memphis Showboats as a running back during his three-year career ... born Michael Pitts on September 25, 1960 in Pell City, Ala.


PITTS' CAREER DEFENSIVE STATISTICS

Year	G	Total	—Tackles—		Sacks	Fum. Rec.	Pass Def.
			Solo	Assists			
1983 (ATL)	16	75	49	26	7.0	1	--
1984 (ATL)	14	88	51	27	5.5	2	--
1985 (ATL)	16	102	61	41	7.5	1	--
1986 (ATL)	16	34	24	10	5.5	2	--
1987 (PHI)	12	29	21	8	2.0	4	--
1988 (PHI)	16	121	80	41	1.5	0	3
1989 (PHI)	16	110	63	47	7.0	2	3
1990 (PHI)	4	18	14	4	3.0	0	0
1991 (PHI)	16	100	58	42	2.0	1	2
1992 (PHI)	11	19	16	3	4.0	0	1
Totals	137	696	437	259	45.0	13	9

OTHER STATS: Interception Returns: 1985- 1-5. Blocked Field Goals: 1983-1. Blocked PAT's: 1986-1

PLAYOFF STATISTICS

Year	G	Total	—Tackles—		Sacks	Fum. Rec.	Pass Def.
			Solo	Assists			
1988 (PHI)	1	6	3	3	0	0	0
1989 (PHI)	1	0	0	0	0	0	0
1990 (PHI)	1	5	4	1	0	0	0
1992 (PHI)	1	0	0	0	0	0	0
Totals	4	11	7	4	0	0	0

DAVID POOL**Cornerback****4th year****5' 9" / 182 lbs.****Carson-Newman****Born: 12/20/66****27**

PRO CAREER: **1992-** Played in 16 games with 14 starts at cornerback ... finished with 50 tackles (41 solos) and second on the team with 12 passes defended ... returned an interception 41 yards for a touchdown at Indianapolis (11/15) and added another pick-off the next week vs. NY Jets (11/22) ... had season-high six tackles in both games against the Colts (11/15 and 12/6) ... forced one fumble (by Dalton Hilliard) vs. New Orleans (11/8). **1991-** Played in 15 games with three starts after signing with the club as a free agent prior to the start of the regular season ... finished with 26 tackles (23 solos), six passes defended and one fumble recovery ... made first start vs. Houston (9/22) as Patriots started game in nickel defense and had career-high five tackles (four solos) ... posted two solo tackles, one pass defended and also recovered first fumble of career vs. Minnesota (10/20). **1990-** Played in nine games with one start after re-signing (10/5) with Buffalo ... was placed on Injured Reserve at the beginning of the regular season with an injured hamstring ... waived (9/19) after coming off I.R. ... notched first career interception vs. New England (11/18) and made first NFL start at Houston (11/26) ... recorded 10 solo tackles and one interception. Signed by the Patriots as a free agent on August 27, 1991 ... failed his physical because of a groin injury and subsequently waived (8/28/91) ... re-signed by the Patriots on September 3, 1991 ... originally a sixth-round draft pick of the Bills in 1990.

GAMES PLAYED/STARTED: 40/18 (**1990**-9/1, **1991**-15/3, **1992**-16/14)

COLLEGE: Began collegiate career at Tennessee before transferring to Carson-Newman after one year ... was NAIA All-America ... started three seasons at cornerback and recorded 150 total tackles, nine interceptions, 32 passes defended and one fumble recovery ... also played some wide receiver during final two seasons and caught eight passes for 296 yards and three touchdowns, two of them coming in the NAIA National Championship ... competed in the NAIA National Track Championships and ran a 10.37 in the 100 meters.


PERSONAL: Married (Gina) ... has a daughter, Christian (3) and a son, David Jr. (1) ... majored in sociology at Carson-Newman ... earned All-State honors as a running back at Cape High School in Cincinnati, Ohio ... born David Allen Pool on December 20, 1966 in Cincinnati.

POOL'S CAREER DEFENSIVE STATISTICS

Year	G	Total	—Tackles—		Fum. Sacks	Pass		
			Solo	Assists		Rec	For.	Def.
1990 (BUF)	9	10	10	0	0	0	0	3
1991 (NE)	15	26	23	3	0	1	0	6
1992 (NE)	16	50	41	9	0	0	1	12
Totals	40	86	74	12	0	1	1	21

INTERCEPTIONS

Year	G	No.	Yds.	Avg	LG	TD
1990 (BUF)	9	1	0	-	-	-
1991 (NE)	15	0	-	-	-	-
1992 (NE)	16	2	54	27.0	41t	1
Totals	40	3	54	18.0	41t	1


REGGIE REDDING**Offensive Guard****3rd year****6' 4" / 305 lbs.****Cal-State-Fullerton****Born: 9/22/68****70**

PRO CAREER: **1992-** Started 14 games at left guard ... made first career start in season-opener at L.A. Rams (9/13) ... did not play vs. New Orleans (11/8) due to injured left foot suffered in game at Buffalo ... placed on Injured Reserve (12/24) after bruising lower spine at Cincinnati (12/20) and did not play in season finale vs. Miami (12/27). **1991-** Played in 13 games for the Atlanta Falcons ... saw action almost exclusively on special teams. **1990-** Placed on Injured Reserve (9/4) as a result of neck injury suffered in training camp ... signed to the Falcons' practice squad (10/2) and remained there rest of the season. Acquired by the Patriots on January 28, 1992 in a trade with the Atlanta Falcons in exchange for an undisclosed draft choice ... originally drafted by the Falcons in the fifth round of the 1990 draft (121st player selected).

GAMES PLAYED/STARTED: 27/14 (**1990-**0/0, **1991-**13/0, **1992-**14/14)

COLLEGE: Three-year performer for Cal State-Fullerton ... earned All-Big West Conference honors after 1989 senior season for the Titans ... played both guard and tackle ... graded out over 80% efficiency as starting left guard in six games as a junior ... played at Laney Junior College in 1987 and earned All-Conference and All-State honors before transferring to Cal State-Fullerton.

PERSONAL: Married (Kelly) ... has one son, Reginald, Jr. (born 10/10/92) ... majored in Criminal Justice at Cal State-Fullerton ... did not play football until senior year at Forest Park High in Cincinnati, Ohio ... garnered All-League second team honors in his one season of football ... born Reggie Redding on September 22, 1968 in Cincinnati, Ohio.

LEONARD RUSSELL**Running Back****3rd year****6' 2" / 235 lbs.****Arizona State****Born: 11/17/69****32**

PRO CAREER: **1992-** Played in 11 games with 10 starts ... finished second on the team with 390 yards rushing on 123 carries and added two touchdowns ... had season-high 81 yards on 18 carries vs. Seattle (9/20) ... did not play in three games - vs. San Francisco (10/11), at Indianapolis (11/15) and vs. NY Jets (11/22) due to a hip injury suffered early in the season ... placed on Injured Reserve (12/24) and missed final two games of the season due to rib injury. **1991-** Named Associated Press Offensive Rookie of the Year after starting 15 of 16 games and rushing for 959 yards on 266 carries and four touchdowns ... had six games of 75 or more rushing yards, including two 100-yard games ... added 18 receptions for 81 yards ... rushed for 72 yards on 24 carries in first NFL game at Indianapolis

1993 NEW ENGLAND PATRIOTS

(9/1) ... had season-high 18-yard reception at Pittsburgh (9/15) ... ran for 85 yards on 19 attempts and scored first NFL touchdown vs. Houston (9/22) ... missed only start of season vs. Minnesota (10/20) because of sore ribs but came off bench to lead all rushers with 78 yards on 25 attempts and added a touchdown ... named Miller Lite Player of the Game vs. Denver (10/27) after rushing for 89 yards on 17 attempts ... netted first 100-yard rushing game of career at Buffalo (11/3) by gaining 106 yards on 27 carries and also scored two touchdowns ... had second 100-yard game of career at N.Y. Jets (12/15) by rushing for 116 yards on 26 carries. Drafted by the Patriots in the first round of the 1991 draft (14th selection overall).

GAMES PLAYED/STARTED: 27/25 (1991-16/15, 1992-11/10)

COLLEGE: One-year starter at Arizona State after transferring from Mt. San Antonio Junior College ... earned honorable mention All-America honors by Football News after gaining 810 yards on 174 carries and nine touchdowns ... earned second team All-Pac 10 honors and was chosen Offensive Newcomer of the Year by the NFL Draft Report ... also caught 22 passes for 257 yards and a touchdown for the Sun Devils ... passed up final year of eligibility to enter the NFL draft ... was an All-America selection in both 1988 and 1989 at Mt. San Antonio Junior College in Walnut, California ... averaged over 150 yards per game during two-year career at San Antonio and finished with 3,302 yards rushing and 27 touchdowns ... hailed as the best running back prospect in the country coming out of the junior college ranks in 1989.

PERSONAL: Single ... has a son, Leonard III ... majored in Economics at Arizona State ... earned All-America recognition as a senior at Long Beach (Cal.) Polytechnic High ... named by Sports Illustrated as the best 1987 prep prospect in the country ... also garnered All-America honors from USA Today and Street & Smith's magazine ... was a member of the Los Angeles Herald Examiner's "Super 11" team, accumulating the most votes in the poll's history ... ran for 2,640 yards and 28 touchdowns during high school career ... born Leonard James Russell on November 17, 1969 in Long Beach, Calif.

RUSSELL'S CAREER OFFENSIVE STATISTICS

Year	G	RUSHING					RECEIVING				
		No.	Yds.	Avg.	LG	TD	No.	Yds.	Avg.	LG	TD
1991	16	266	959	3.6	24	4	18	81	4.5	18	0
1992	11	123	390	3.2	23	2	11	24	2.2	12	0
Totals	27	389	1349	3.5	24	6	29	105	3.6	18	0

OTHER STATS: Fumbles/Fum. Lost: 1991-8/6, 1992-3/3.

DWAYNE SABB


Linebacker

2nd year

6' 4" / 248 lbs.

New Hampshire

Born: 10/9/69



95

PRO CAREER: 1992-Played in 16 games with two starts in rookie season ... finished with 20 tackles (14 solos) ... added five tackles on special teams ... recorded first career sack (of Jim Kelly) in first NFL start (for the injured Andre Tippett) at Buffalo (11/1) ... in same Bills game, forced Thurman Thomas to fumble (returned for a touchdown by Vincent Brown) and earned Miller Lite Player of the Game honors for his efforts ... had career-high seven tackles (four solos) in his second start vs. New Orleans (11/8). Drafted by the Patriots in the fifth round of the 1992 draft (116th player selected).

(DWAYNE SABB CONTINUED NEXT PAGE)

GAMES PLAYED/STARTED: 16/2 (1992-16/2)

COLLEGE: All-America first team selection by The Poor Man's Guide to the NFL Draft, Associated Press and Kodak ... selected Division I-AA Defensive Player of the Year by Kodak and the NFL Draft Report ... chosen New England Defensive Player of the Year by the Associated Press and also earned All-Yankee Conference first team honors ... recorded 87 tackles (51 solos), 18.5 sacks, one fumble recovery, four forced fumbles, three interceptions and four passes defended last season ... earned Division I-AA National Player of the Week honors by recording 13 tackles (seven solos), two sacks, a pass deflection and a forced fumble in a 35-28 win over Massachusetts ... finished career with 48.5 sacks and 67 quarterback pressures ... All-Yankee Conference choice in 1990 junior season after notching 44 tackles (36 solos), 16 sacks, two fumble recoveries, one forced fumble and six passes defended ... manned the left defensive end spot during 1989 sophomore season and finished with 44 tackles (30 solos), 11 sacks and three passes defended ... used mostly as a pass rusher during freshman season ... recorded 33 tackles (11 solos), five sacks, one fumble recovery and one forced fumble ... was redshirted in 1987.

PERSONAL: Single ... has a degree in Economics from New Hampshire ... was All-City and All-Conference selection at Hudson Catholic (Jersey City, NJ) High ... played in the Jersey High School North-South All-Star Game after senior year ... born Dwayne Irving Sabb on October 9, 1969 in Jersey City, New Jersey.

SABB'S CAREER DEFENSIVE STATISTICS

Year	G	Total	—Tackles—		Sacks	Fum. Rec	Fum. For.	Pass. Def.
			Solo	Assists				
1992	16	20	14	6	1	0	1	0

SCOTT SECULES

Quarterback


6th year

6' 3" / 223 lbs.

Virginia

Born: 11/8/64

10



PRO CAREER: 1992-Tore a muscle in his right shoulder during training camp and was placed on injured reserve on September 1 ... was held out of all preseason action and missed the entire regular season due to the injury. 1991-Played in 14 games, drawing regular duty as the holder for kicker Pete Stoyanovich ... saw action at quarterback in four games, completing eight of 13 passes (61.5 percent) for 90 yards, with a touchdown and an interception ... finished the season with a 75.8 quarterback rating ... added 30 yards rushing and a touchdown on four carries ... his first appearance of the season came at New York (9/29) against the Jets when he replaced Dan Marino late in the game and hit wide receiver Mark Clayton with a 10-yard touchdown pass ... connected on five of six passes for 53 yards and the touchdown ... scored his first career touchdown run in Game 7 at Kansas City (10/13) on a four-yard run ... on the day, he completed three of seven passes for 37 yards and carried for 18 additional yards in relief of Marino. 1990-Played in all 16 regular season games with five appearances as a quarterback ... served as the holder for all PATs and field goal attempts ... finished the season with only seven passes and three completions (42.9 percent) for 17 yards and one interception ... played late in the game at N.Y.Giants (9/23), completing two of three passes for 11 yards and carrying once for 17 yards ... played extensively in Miami's four preseason games, completing 20 of 41 passes (48.8 percent) for 267 yards and one touchdown and one interception. 1989-Acquired by the

1993 NEW ENGLAND PATRIOTS

Dolphins from the Dallas Cowboys on August 6, 1989, in exchange for a fifth round choice in 1990 ... played in 15 games holding for PATs and field goal attempts and saw action at quarterback in four contests ... finished the season with 22 completions on 50 attempts (44.0 percent) for 286 yards, one touchdown and three interceptions ... held for kicks in his first NFL game on 9/10 vs. Buffalo ... made his first NFL appearance as a quarterback late in the fourth quarter at Houston (10/1) ... played again in a relief role at Buffalo (10/29) completing six of 11 attempts for 109 yards, including his first career NFL touchdown pass, a 44-yard aerial to Andre Brown ... replaced an injured Marino in the third quarter vs. Pittsburgh (11/26) completing seven of 19 passes for 94 yards and two interceptions ... played in each of the four preseason games combining for 26 completions on 48 attempts (54.2 percent) for 269 yards and two touchdowns. **1988**-Was the third quarterback taken in the 1988 NFL draft behind Chris Chandler (Indianapolis) and Don MacPherson (Philadelphia) ... one of four quarterbacks (Secules, Danny White, Steve Pelluer and Kevin Sweeney) retained by the Cowboys ... did not see action in his rookie season, despite spending 13 weeks on the active roster. Signed with the Patriots on March 22, 1993 as an unrestricted free agent from the Miami Dolphins ... originally drafted in the sixth round (151st overall) of the 1988 NFL draft by the Dallas Cowboys.

GAMES PLAYED/STARTED: 45/0 (**1988**-0/0, **1989**-15/0, **1990**-16/0, **1991**-14/0, **1992**-0/0)

COLLEGE: Four-year letterman at Virginia ... started senior season at quarterback for the Cavaliers and completed 174 of 296 passes (58.8 percent) for 2,311 yards and 12 touchdowns with only eight interceptions ... re-wrote 14 school passing records including completions for a season (174), passing yards in a game (328 vs. North Carolina) and in a season (2,311) ... the first Virginia quarterback selected to the all-conference team since Bob Davis in 1966 ... led the Cavaliers to first undefeated home season since 1951 ... guided Virginia to their second bowl appearance in 99 years ... earned Offensive Player of the Game honors in an All-American Bowl victory over Brigham Young ... saw limited action as Don Majkowski's understudy during first three years at Virginia ... made the most of his opportunity in three starts as a junior, replacing the injured Majkowski, setting a school record for attempts (49) and completions (30) in a game against Clemson.

PERSONAL: Married (Tammy) ... couple has one daughter, Kelsey (1) ... majored in economics at Virginia ... completed master's degree in early childhood education at Nova University in Ft. Lauderdale, Fla. ... father, Tom, played quarterback at William and Mary University from 1956-59 ... enjoys bass fishing ... born Thomas Wescott Secules on November 8, 1964 in Newport News, Va.


SECULES' CAREER PASSING STATISTICS

Year	G	Att	Comp	Pct.	Yds	TD	Int	LG	Sacked
1988 (DAL)	0	0	0	0	0	0	0	0	0/0
1989 (MIA)	15	50	22	44.0	286	1	3	44t	0/0
1990 (MIA)	16	7	3	42.9	17	0	1	8	1/9
1991 (MIA)	14	13	8	61.5	90	1	1	17	1/6
1992 (MIA)				Injured Reserve					
Totals	45	70	33	47.1	393	2	5	44t	2/15

RUSHING STATISTICS

Year	G	No.	Yds.	Avg.	LG	TD
1988 (DAL)	0	0	0	0.0	--	0
1989 (MIA)	15	4	39	9.8	17	0
1990 (MIA)	16	8	34	4.3	17	0
1991 (MIA)	14	4	30	7.5	12	1
1992 (MIA)			Injured Reserve			
Totals	45	16	103	6.4	17	1

OTHER STATS: Appeared in two playoff games in 1990 but did not have any stats.

CHRIS SINGLETON**Linebacker****4th year****6' 2" / 247 lbs.****Arizona****Born: 2/20/67****55**

PRO CAREER: **1992-** Played in eight games with seven starts at outside linebacker ... finished with 38 tackles (27 solos) ... missed first two games of the season due to a groin injury suffered in the preseason ... made first start of the season at NY Jets (10/4) and had six tackles (four solos) ... tied a career-high with nine tackles (six solos) at Atlanta (11/29) before suffering a sprained right ankle that forced him to the inactive list for the remainder of the season. **1991-** Played in 12 games with 11 starts at outside linebacker ... finished tied for fifth on the team with 60 tackles (41 solos) and added one fumble recovery, one forced fumble, one sack and one pass defended ... missed four games because of ankle injuries ... registered three solo tackles and a sack at Indianapolis (9/1) ... had career-high nine tackles (five solos) vs. Cleveland (9/8) ... recovered first career fumble at Phoenix (9/29) ... missed three consecutive weeks (10/27-11/10) because of ankle injury suffered vs. Minnesota (10/20) ... played vs. N.Y. Jets and forced first career fumble (recovered by DE Brent Williams) ... returned to starting line-up vs. Buffalo (11/24) and tied career-high in tackles with nine (five solos) ... did not play at Cincinnati (12/22) after re-injuring ankle at N.Y. Jets (12/15). **1990-** Played in 13 games with four starts as a rookie ... finished the season with 28 tackles (20 solos) ... had best game of the season and was named Miller Lite Player of the Game at Cincinnati (9/23) when he had six tackles and two sacks ... made NFL debut at Indianapolis (9/16) but action limited to special teams ... had a sack and one tackle vs. Seattle (10/8) ... made first career start at Philadelphia (11/4) and had three solo tackles ... had second career start at Pittsburgh (12/9) and recorded eight tackles (seven solo) ... started and had seven tackles (three solo) vs. Washington (12/15) ... was on inactive list vs. N.Y. Giants because of toe injury suffered at N.Y. Jets (12/23). Drafted by the Patriots in the first round of the 1990 draft (8th selection overall).


GAMES PLAYED/STARTED: 33/22 (**1990**-13/4, **1991**-12/11, **1992**-8/7)

COLLEGE: Three-year starter for Arizona and finished his career with 287 tackles (181 solos) ... two-time All-Pac 10 selection ... was second team All-America selection by The Sporting News and honorable mention All-America by The Football News after finishing senior season with 95 tackles (66 solos) and a team-high 10 sacks ... as a junior in 1988, earned All-America honorable mention honors by The Sporting News and the Associated Press after leading the Wildcats with 116 tackles (62 solos) and four and one-half sacks ... started all but one game as a sophomore.

PERSONAL: Single ... majored in sociology at Arizona ... twin brother, Kevin, was a teammate at Arizona (Kevin was diagnosed with acute lymphoblastic leukemia in July of 1989 and Chris gave his brother a bone marrow transplant in January of 1990) ... was All-County, All-Group and second-team All-State linebacker and running back at Parsippany (N.J.) Hills High ... born Chris Singleton on February 20, 1967 in Omaha, Neb.

SINGLETON'S CAREER DEFENSIVE STATISTICS

Year	G	Total	—Tackles—		Sacks	Fum Rec	Fum For	Pass Def.
			Solo	Assists				
1990	13	28	20	8	3	0	0	0
1991	12	60	41	19	1	1	1	1
1992	8	38	27	11	0	0	0	0
Totals	33	126	88	38	4	1	1	1

ROD SMITH**Cornerback****2nd year****5' 11" / 190 lbs.****Notre Dame****Born: 3/12/70****22**

PRO CAREER: **1992**-Played in 16 games with one start at cornerback ... finished with 43 tackles (34 solos) and seven passes defended ... had a season-high six tackles (five solos) in only start of the season at Atlanta (11/29) ... notched first career interception (of QB Steve Young) vs. San Francisco (10/11) ... tied for second on the team with 11 special teams tackles. Drafted by the Patriots in the second round of the 1992 draft (35th player selected).

GAMES PLAYED/STARTED: 16/1 (**1992**-16/1)

COLLEGE: Honorable mention All-America and a Super Sleeper Team choice by The Poor Man's Guide to the NFL Draft ... opened his senior season at cornerback but shifted to strong safety ... finished season with 69 total tackles (45 solos) and three interceptions ... played in every game as a junior and recorded 29 tackles (17 solos) and one interception ... had nine tackles (six solos) in the 1991 Orange Bowl against Miami ... played every game at cornerback as a sophomore in a reserve role ... was one of eight freshmen to letter in 1988 and played in five games at flanker, finishing the season with one reception for four yards ... moved to defense before sophomore season ... was also a three-year standout on the Irish track team ... won the Central Collegiate Conference indoor title in the 200 (22.17) in 1991.


PERSONAL: Single ... received a degree in Economics at Notre Dame ... was an All-America selection by Parade Magazine and was rated as the 43rd best prospect in the nation by United Press International at Roseville (Minn.) High ... named to USA Today's Top 100 and Football News' Top 50 lists ... rushed for 1,455 yards and 15 touchdowns in nine games as a senior and was named All-State ... was a two-time All-Conference and All-Metro pick ... named 1987 Prep Athlete of the Year by the St. Paul Dispatch and Pioneer-Press ... also lettered four times in track as a sprinter and long jumper and earned All-State honors each year ... won the 1987 state titles in the 100 meters (10.6) and 200 meters (21.7) ... born Rodney Marc Smith on March 12, 1970 in St. Paul, Minn.

SMITH'S CAREER DEFENSIVE STATISTICS

Year	G	—Tackles—				Fum. Rec	Fum. For.	Pass. Def.
		Total	Solo	Assists	Sacks			
1992	16	43	34	9	0	0	0	7

INTERCEPTIONS

Year	G	No.	Yds.	Avg.	LG	TD
1992	16	1	0	--	--	--


CALVIN STEPHENS**Offensive Guard****3rd year****6' 2" / 285 lbs.****South Carolina****Born: 10/25/67****68**

PRO CAREER: **1992-** Played in 11 games with one start at left guard vs. Miami (12/27) in place of the injured Reggie Redding (back) ... saw first action of NFL career vs. Seattle (9/20) ... played in a reserve role in 10 games. **1991-** Placed on Injured Reserve on 8/26 due to a torn tricep suffered in training camp and missed the entire season. Drafted by the Patriots in the third round of the 1991 draft (56th selection overall).

GAMES PLAYED/STARTED: 11/1 (**1991-**0/0, **1992-**11/1)

COLLEGE: Four-year letterman at South Carolina ... earned honorable mention All-America honors from Football News after senior season ... named South Carolina's Outstanding Player of the Year in 1990 ... graded 83% for blocking consistency in 1990, tops on the team ... started 39 games during career with the Gamecocks ... was considered the team's best blocker, recording 84 knockdown blocks and not allowing a sack in 1990 ... selected to play in the Blue-Gray postseason all-star game after senior season.

PERSONAL: Married (Yolanda) ... majored in Criminal Justice at South Carolina ... was All-State selection two-way tackle his senior year at Kings Mountain (N.C.) High ... lettered twice in both football and track, and added one letter in wrestling ... was team's Most Valuable Player in track and wrestling during senior year ... bench presses over 510 pounds ... born Calvin Herbert Stephens on October 25, 1967 in Kings Mountain, N.C.

REYNA THOMPSON**Cornerback****8th year****6' 0" / 193 lbs.****Baylor****Born: 8/28/63****21****PRO BOWL 1990**

PRO CAREER: **1992-** Finished the season ranked seventh in tackles and second in interceptions on the Giants' defensive charts, despite playing in 15 games as a reserve ... compiled 48 tackles (43 solos), with six passes defensed and two interceptions ... first career interception came vs. Green Bay (11/8 off Brett Favre) and went 69 yards for a touchdown. **1991-** Slowed by a shoulder injury, causing the cornerback to miss four games ... relied upon as a key reserve at corner and on nickel defenses, finishing the year with 16 tackles and one pass deflection ... contributed all season as a special teams standout. **1990-** Earned a Super Bowl Championship ring, contributing as a valuable reserve and special teams player ... regarded by CBS analyst John Madden as "the best special teams player ever" and was selected to the All-Madden team ... a relentless pursuer, earned All-NFC and All-NFL honors as a special teamer and was named to his first Pro Bowl ...

1993 NEW ENGLAND PATRIOTS

started four games at right corner for the injured Mark Collins and finished the year with 44 tackles, four pass deflections and a fumble recovery ... also recorded his first NFL sack ... added eight solo tackles and one pass deflection in the playoffs en route to the Super Bowl. **1989**-Joined the New York Giants from the Miami Dolphins via Plan B free agency ... made an immediate impact on special teams when he joined the Giants ... finished the season with 21 special teams tackles ... selected to the All-NFL team as a special teamer by College & Pro Football Newsweekly and to the All-Madden team ... forced two fumbles on kick coverages ... in addition to special teams contributions, he also contributed as a backup defensive back. **1988**-Started two games at left corner for the Miami Dolphins ... finished the season with 26 tackles (24 solos), four passes defended and forced two fumbles ... led the Dolphins with nine special teams tackles (tied three others). **1987**-Played in nine non-strike games, with one start ... recorded a career-high five tackles, a pass deflection and four special teams tackles in a game at Cincinnati (11/8) ... ranked second on the team with nine special teams tackles ... was hampered by injuries throughout most of the season. **1986**-Started final four games of the season as a rookie ... played in all 16 games ... NFL starting debut came on November 30 in a clash with the Atlanta Falcons, in which he contributed three solo tackles ... amassed 27 tackles, two forced fumbles and five passes defended as a rookie ... earned game ball from Coach Don Shula in a 34-24 decision over Buffalo, in which he made two tackles and knocked down two passes. Signed with the Patriots on April 26, 1993 as an unrestricted free agent from the New York Giants ... originally drafted by Miami in the ninth round (247th overall) of the 1986 NFL Draft.

GAMES PLAYED/STARTED: 100/11 (**1986**-16/4, **1987**-9/1, **1988**-16/2, **1989**-16/0, **1990**-16/4, **1991**-12/0, **1992**-15/0)

COLLEGE: Recruited to Baylor on a track scholarship, competing in the high hurdles ... earned four letters in track, while setting school and conference records (13.3 seconds) in the event ... was a member of the Baylor team which finished third in the 400-meter relay at the 1985 NCAA Championships ... earned three letters as a football walk-on ... played both safety and cornerback during his collegiate career ... used extensively on special teams and as a nickel back in passing situations ... moved into the starting lineup for the final four games of his senior season.

PERSONAL: Married (Valerie) ... majored in communications at Baylor ... wife is a practicing pediatrician ... the couple were high school sweethearts ... a track All-American at Jefferson (Dallas, Texas) High ... held fastest high school high hurdles time in the nation as a senior with a 13.4 clocking ... won district, city, regional and state championships in that event ... also starred in football as a prep athlete ... born Reyna Onald Thompson on August 28, 1963 in Dallas, Texas.

THOMPSON'S CAREER DEFENSIVE STATISTICS


Year	G	—Tackles—				Fum. Rec	Fum. For.	Pass. Def.
		Total	Solo	Assists	Sacks			
1986 (MIA)	16	27	23	4	0	0	2	5
1987 (MIA)	9	10	8	2	0	0	1	2
1988 (MIA)	16	26	24	2	0	0	2	4
1989 (NYG)	16	21	20	1	0	0	2	2
1990 (NYG)	16	44	40	4	1	1	0	4
1991 (NYG)	12	16	15	1	0	0	0	1
1992 (NYG)	15	48	43	5	0	0	0	6
Totals	100	192	173	19	1	1	7	24

INTERCEPTIONS

Year	G	No.	Yds.	Avg.	LG	TD
1986 (MIA)	16	0
1987 (MIA)	9	0
1988 (MIA)	16	0
1989 (NYG)	16	0
1990 (NYG)	16	0
1991 (NYG)	12	0
1992 (NYG)	15	2	69	34.5	69t	1

PLAYOFF STATISTICS

Year	G	—Tackles—				Fum. Rec	Fum. For.	Pass. Def.
		Total	Solo	Assists	Sacks			
1990 (NYG)	3	8	8	0	0	0	0	1

MICHAEL TIMPSON**Wide Receiver****5th year****5' 11" / 180 lbs.****Penn State****Born: 6/6/67****83**

PRO CAREER: **1992-** Played in 16 games with two starts ... caught a career-high 26 passes for 315 yards and a touchdown ... also returned eight punts for 47 yards and two kickoffs for 28 yards ... had a season-high six receptions for 74 yards and a touchdown at Miami (10/18). **1991-** Played in all 16 games with two starts ... finished fourth on the team with 25 catches for 421 yards and two touchdowns ... caught 15 passes in final three weeks after having 10 in first 13 weeks ... also contributed on special teams ... caught three passes for 84 yards, including a 45-yard game-winning touchdown (first career TD) in overtime vs. Indianapolis (12/8) ... made first career start at N.Y. Jets (12/15) in place of injured Greg McMurtry and had five receptions for 63 yards ... made second start of season at Cincinnati (12/22) and had career-highs in receptions (seven) and yards (150, 1st career 100-yard game) and caught 60-yard touchdown pass (Patriots' longest scoring play since 11/5/89). **1990-** Played in five games and finished with five receptions for 91 yards (18.2 avg) ... missed 11 weeks on Injured Reserve (9/4-12/1) after dislocating finger in training camp ... caught first two career passes for 52 yards vs. Kansas City (12/2) ... had one reception for 13 yards and returned two kickoffs for 42 yards at N.Y. Jets (12/23). **1989-** Originally placed on Injured Reserve (9/9) (after the final cutdown) with a left hamstring injury, which occurred during training camp ... activated off IR (11/3) and played in two games (11/5 vs. NY Jets and 11/12 vs. NO; had two tackles on special teams) before suffering torn cartilage in his left knee in practice (11/15) and being placed on IR for the second time (11/16). Drafted by the Patriots in the fourth round of the 1989 draft (100th player selected).


GAMES PLAYED/STARTED: 39/4 (**1989**-2/0, **1990**-5/0, **1991**-16/2, **1992**-16/2)

COLLEGE: Four-year wide receiver at Penn State, who also returned kicks ... started 10 of 11 games as a senior and led team in receiving with 22 catches for 342 yards and two TDs ... in win over Cincinnati, returned punt 64 yards for a TD ... was redshirted as a sophomore ... also a member of track team in college, he competed in 1988 Olympic Trials in 200-meters ... former American collegiate record holder in the indoor 300-meters.

PERSONAL: Married (Edwena) ... has degree in Telecommunications ... wife Edwena graduated from Stonehill College in May, 1992 with a degree in English with a minor in Psychology ... worked as an intern at WRX radio in Providence, R.I. during 1992 offseason ... attended Hialeah Miami Lakes High in Miami Lakes, Fla., where he was team captain and MVP in both football and track ... also ran track, becoming first athlete to win four events at Florida state track meet (as senior): long jump, 120 and 330 hurdles and 220 dash (set records in the long jump, 330 hurdles and 220 dash) ... former high school track national champion with a time of 13.40 in the 110-meter high hurdles ... also won three state titles as junior ... brother, John, was a nationally-ranked hurdler at Texas Southern and was in Olympic Trials (110 high hurdles) in 1984 ... born Michael Dwain Timpson on June 6, 1967 in Baxley, Ga.

TIMPSON'S CAREER OFFENSIVE STATISTICS

Year	G	No.	Yds.	Avg	LG	TD
1989	2	0	0	0	0	0
1990	5	5	91	18.2	42	0
1991	16	25	421	16.8	60	2
1992	16	26	315	12.1	25	1
Total	39	56	827	14.8	60	3

ANDRE TIPPETT**Linebacker****12th year****6' 3" / 241 lbs.****Iowa****Born: 12/27/59****56****PRO BOWL 1984, 1985, 1986, 1987, 1988**

PRO CAREER: Patriots all-time leader in sacks with 91.5. **1992-** Played in 14 games with 13 starts ... finished with 40 tackles (33 solos) and led team with seven sacks ... added three fumble recoveries and a pass defended ... had season-high five tackles in two games - vs. Cleveland (10/25) and at Cincinnati (12/20) ... missed two games - at Buffalo (11/1) and vs. New Orleans (11/8) - because of right groin strain. **1991-** Started all 16 games ... Finished third on team with 65 tackles (41 solos) ... added 8.5 sacks, four passes defended, three fumble recoveries, two forced fumbles and one interception ... had six solo tackles, a sack, one forced fumble and recorded first career interception at Indianapolis (9/1) ... named Miller Lite Player of the Game vs. Cleveland (9/8) after registering eight tackles (five solos) ... had season-high nine tackles (five solos) and a sack vs. Buffalo (11/24). **1990-** Started 13 games and finished with 72 tackles (38 solos) ... had season-high 10 tackles (four solo) and a forced fumble vs. N.Y. Giants (12/30) ... notched six tackles (four solos) and recovered an Earnest Byner fumble vs. Washington (12/15) ... recorded six tackles at N.Y. Jets (12/23) ... made five tackles, including 500th as a Patriot, and recovered a fumble at Phoenix (11/25) ... had four tackles (three solos) and two sacks of quarterback Randall Cunningham at Philadelphia (11/4). **1989-** Placed on Injured Reserve (9/4) (prior to the final cutdown) and missed entire season with a ruptured Pectoralis major muscle in right shoulder, which occurred vs. Green Bay (9/1) in a preseason game ... had surgery to repair the muscle (9/4). **1988-** Started 11 games ... second on the team in sacks with seven ... missed four games with groin injury suffered vs. Buffalo (9/18). **1987-** Named to fourth consecutive Pro Bowl after leading the AFC in sacks with 12.5 (2nd in NFL behind Philadelphia's Reggie White) ... fourth on team in tackles with 83 (53 first-hits) ... led club in fumble recoveries with three ... returned fumble 29 yards for TD at NY Jets (9/21) ... blocked field goal at Houston (10/18) which was returned 71 yards for a TD by Raymond Clayborn ... named AFC Defensive Player of the Week after Game #5 at Houston for his 14-tackle (10 first-hits), 3-sack, 1-blocked field goal performance ... had three 3-sack games (at Houston 10/18, vs. Dallas 11/15, vs. Indy 11/22) ... honors: NFL Alumni Association Linebacker of the Year, NFL Players Association Linebacker of the Year, All-NFL first team by AP and the Pro Football Writers Association, All-Pro second team by The Sporting News and All-AFC by UPI. **1986-** Started first nine games before injuring right knee vs. Atlanta (11/2) (required arthroscopic surgery) ... returned for final two regular season games and playoff game ... was second in NFL in sacks with 9.5 before suffering knee injury ... had 3.5 sacks at Buffalo (10/26) ... honors: All-Pro second team by AP, Newspaper Enterprise Assn. (NEA), and College and Pro Football Weekly; All-AFC by Pro Football Weekly and UPI ... selected to Pro Bowl. **1985-** AFC leader in sacks with 16.5 (2nd in NFL behind Chicago's Richard Dent, who had 17) ... tied for team lead in fumble recoveries (3) and forced fumbles (3) ... third on team in tackles ... returned fumble 25 yards for a TD vs. LA Raiders (9/29) ... in four post-season games, had 21 tackles (16 first-hits) and one sack ... honors: All-NFL by AP, NEA and the Pro Football Writers Association; All-Pro by The Sporting News; the "101" AFC Defensive Player of the Year; UPI AFC Defensive Player of the Year; NY Daily News Defensive Player of the Year; and Big Brothers/Big Sisters - Tums Neutralizer of the Year Award (selected by NFL Films for hardest hits of the season) ... selected to Pro Bowl. **1984-** Broke team record for sacks in one season with 18.5 (old

1993 NEW ENGLAND PATRIOTS

record was 13.5 by Tony McGee in 1977) ... selected to first Pro Bowl. **1983-** Led the team in sacks during first full season to start at left outside linebacker (8.5) ... finished seventh on the team tackle chart. **1982-** Started one game during rookie season, vs. Buffalo (1/2/83), and recorded eight tackles ... was the first reserve OLB to come in and be a regular on special teams. Drafted by the Patriots in the second round of the 1982 draft (41st player selected).

GAMES PLAYED/STARTED: 135/123 (**1982-**9/1, **1983-**15/13, **1984-**16/16, **1985-**16/16, **1986-**11/11, **1987-**13/13, **1988-**12/11, **1989-** Injured Reserve, **1990-**13/13, **1991-**16/16, **1992-**14/13)

COLLEGE: Played as both a standup DE and OLB for the Hawkeyes, leading them to the Rose Bowl as a senior (the school's first appearance there since 1959) ... spent one year at Ellsworth (Iowa) Junior College before transferring to Iowa ... started his junior and senior seasons ... recorded 141 career tackles and 35 QB sacks with three interceptions and two fumble recoveries ... his 20 tackles for 153 yards in losses as a junior was tops in the Big Ten ... Coach Hayden Fry said Tippet had the best game he had ever seen by a DE when he recorded six solo tackles, three assists, two sacks and broke up four passes vs. Iowa State his senior year ... was an AP, UPI, NEA, Football Writers and Football News first-team All-America selection in 1981.

PERSONAL: Single ... has two daughters, Janea Lynn (9) and Asia (4) ... has been studying Martial Arts for 20 years and has earned black belts in three different styles of karate ... has received certification as a "B" rated referee in the Amateur Athletic Union ... tested in Okinawa, Japan during 1991 offseason for Sandan (3rd degree Black Belt) Uechi-Ryu Karate-Do ... also has certification thru the Okinawa Karate-Do Association to teach Uechi-Ryu Karate-Do ... started his Karate Club (Institute of Traditional Karate-Do) in Dedham, Mass. in 1991 and is now located in Norwood (Mass.) ... has studied with Steve Banchick at the Okinawa Karate Club in Stoughton, Mass. since 1982 ... when in Okinawa, Japan, studies with Master Minoru Miyagi (8th degree Black Belt) of Yumitan, Japan ... was named to the University of Iowa's All-Decade team for the 1980's ... is a member of Newark, New Jersey's Sports Hall of Fame ... was selected All-City and team captain in football, track and wrestling at Barringer High in Newark, N.J. ... born Andre Bernard Tippet on December 27, 1959 in Birmingham, Ala.

TIPPETT'S CAREER DEFENSIVE STATISTICS

Year	G	Total	—Tackles—		Sacks	Fum.	Pass
			Solo	Assists		Rec.	Def.
1982	9	28	10	18	0	1	0
1983	15	86	48	38	8.5	1	2
1984	16	118	48	60	18.5#	0	2
1985	16	97	65	32	16.5	3&	2
1986	11	63	39	24	9.5	1	0
1987	13	83	53	30	12.5	3\$	4
1988	12	50	31	19	7	0	0
1989		On Injured Reserve Entire Season					
1990	13	72	38	34	3.5	1	0
1991	16	65	41	24	8.5	3	4
1992	14	40	33	7	7.0	0	1
Totals	135	702	406	286	91.5#	13	15

& Returned fumble 25 yards for TD vs. LA Raiders on Sept. 29, 1985


\$ Returned fumble 29 yards for TD at NY Jets on Sept. 21, 1987

Team Record

OTHER STATS: Forced Fumbles: 1983-1, 1984-1, 1985-3, 1986-2, 1987-0, 1988-1, 1990-1, 1991-2, 1992-3. Interceptions: 1991-1. Interception Returns: 1986-32 yards on lateral from Johnny Rembert at Buffalo on Nov. 23, 1991- 1-10 yards. Blocked Field Goals: 1987-1.

PLAYOFF STATISTICS

Year	G	Total	—Tackles—		Sacks	Fum.	Pass
			Solo	Assists		Rec.	Def.
1982	1	2	2	0	0	0	0
1985	4	21	16	5	1	0	1
1986	1	6	5	1	0	0	1
Totals	6	29	23	6	1	0	2


STEVE TRAPILO**Offensive Guard****7th year****6' 5" / 289 lbs.****Boston College****Born: 9/20/64****65**

PRO CAREER: **1992**-Played the first five weeks for the Saints, until an arch injury forced the veteran lineman onto the injured reserve list (10/6) for the remainder of the season. **1991**-Sustained a torn anterior cruciate ligament and two torn cartilages during training camp (7/30) and was out the entire season ... underwent reconstructive surgery (8/7) and spent the season in rehabilitation. **1990**-Started every game at right guard ... for the second consecutive season, he did not miss an offensive play all year ... an integral part of an offensive line that allowed only 20 sacks all season ... contributed to the Saints' second-place finish and playoff berth ... underwent arthroscopic knee surgery following the season. **1989**-Started every game at right guard, playing every down ... fully recovered from a foot injury that slowed him the previous season. **1988**-Sprained his foot in the first half of the season-opener vs. San Francisco ... placed on injured reserve for seven weeks ... returned the final eight weeks of the season, starting at both guard positions. **1987**-Started at right guard from the beginning of rookie season ... missed the final game of the season due to an ankle injury ... earned all-rookie team honors in nearly every publication. Signed with the Patriots on March 10, 1993 as an unrestricted free agent from the New Orleans Saints (the club's first signing under the new Collective Bargaining Agreement) ... originally drafted by the Saints in the fourth round (96th overall) of the 1987 NFL draft.

GAMES PLAYED/STARTED: 57/52 (**1987**-11/11, **1988**-9/9, **1989**-16/16, **1990**-16/16, **1991**-0/0, **1992**-5/0)

COLLEGE: Earned All-America honors in his senior season at Boston College ... blocking grade of 94 percent on the season, allowing a mere five tackles in his territory ... played both guard and tackle as a junior, receiving all-conference and All-East honors ... started every game at guard as a sophomore, paving the way for the Doug Flutie-led Eagles to the Cotton Bowl.

PERSONAL: Single ... majored in sociology at Boston College ... the Boston native attended Boston College (Dorchester, Mass.) High, where he starred as a prep athlete ... is a member of the Governor's Alliance Against Drugs in the Boston area and is actively involved with the Leukemia Society ... while in New Orleans, served on the Board of Directors for the Ronald McDonald House ... born Stephen Paul Trapilo on September 20, 1964 in Boston, Mass.

KEVIN TURNER**Running Back****2nd year****6' 0" / 224 lbs.****Alabama****Born: 6/12/69****34**

PRO CAREER: **1992**-Played in all 16 games as a rookie, seeing action at fullback and on special teams ... rushed 10 times for 40 yards and caught seven passes

1993 NEW ENGLAND PATRIOTS

for 52 yards and two touchdowns ... led all special teams players with 13 tackles ... made first start of NFL career vs. San Francisco (10/11) in place of John Stephens who started at halfback for the injured Leonard Russell ... had career-high 15 yards rushing on four carries at Indianapolis (11/15) ... scored his first career touchdown vs. Cleveland on a 19-yard reception ... caught a six-yard touchdown pass from Jeff Carlson at Kansas City (12/13). Drafted by the Patriots in the third round of the 1992 draft.

GAMES PLAYED/STARTED: 16/1 (1992-16/1)

COLLEGE: First team All-America pick by The Poor Man's Guide to the NFL Draft after starting all 12 games during senior season ... rushed for 432 yards on 73 carries and three touchdowns and added 12 receptions for 156 yards last season ... closed out collegiate career with 43 yards on nine carries in the Blockbuster Bowl ... started all 12 games during 1990 junior season and rushed for 269 yards on 66 rushes while also adding 26 receptions for 240 yards and one touchdown ... set an Alabama season record for running backs in 1989 by catching 48 passes for 465 yards and two touchdowns ... his 48 receptions was the fourth-highest season total in school history ... played in 10 games during 1988 freshman season and rushed for 120 yards on 28 carries and a touchdown and added nine catches for 67 yards and two touchdowns ... was redshirted in 1987.

PERSONAL: Single ... majored in Finance at Alabama ... was an All-Metro running back at Prattville (Ala.) High ... team captain of squad and earned Player of the Year honors as a senior after rushing for 1,077 yards on 165 carries (6.5 avg.), catching six passes for 81 yards and averaging 42.5 yards per punt ... also lettered in basketball and track ... born Paul Kevin Turner on June 12, 1969 in Prattville, Ala.

TURNER'S CAREER OFFENSIVE STATISTICS											
RUSHING							RECEIVING				
Year	G	No.	Yds.	Avg.	LG	TD	No.	Yds.	Avg.	LG	TD
1992	16	10	40	4.0	11	0	7	52	7.4	19t	2

JON VAUGHN


Running Back

3rd year

5' 9" / 203 lbs.

Michigan

Born: 3/12/70



24

PRO CAREER: **1992-** Played in 16 games with five starts ... led team with 451 yards rushing on 113 carries ... led the NFL in kickoff returns with a 28.2-yard average and scored on a 100-yard return at Cincinnati (12/20) ... also caught 13 passes for 84 yards ... made first start of the season at Indianapolis (11/15) and rushed for 88 yards on 16 carries ... earned Miller Lite Player of the Game honors vs. NY Jets (11/22) after netting first 100-yard game (110 yards) of career and scoring a touchdown. **1991-** Played in all 16 games with two starts ... finished as third-leading rusher on team with 31 carries for 146 yards and two touchdowns ... was fifth in the AFC (13th in the NFL) in kickoff returns with a 21.1-yard average ... rushed for career-high 61 yards on seven carries at Phoenix (9/29) and returned a kickoff 99 yards for a touchdown (third-longest kickoff return in club history) ... threw a 13-yard touchdown pass to TE Marv Cook vs. Houston (9/22) ... made first career start as a wingback at Buffalo (11/3) ... scored first two rushing touchdowns of career vs. N.Y. Jets and rushed a career-high 10 times for 43 yards ... had a 50-yard kickoff return vs. Buffalo (11/24) ... made second start of career (at FB) at N.Y. Jets (12/15). Drafted by the Patriots in the fifth round of the 1991 draft (112th player selected).

GAMES PLAYED/STARTED: 32/7 (1991-16/2, 1992-16/5)

COLLEGE: Two-year letterman at Michigan ... entered NFL draft with two years of eligibility remaining ... was an honorable mention All-America selection by Football News and a first team All-Big Ten Conference choice after 1990 sophomore season ... finished second in the conference and 11th in the nation in rushing, averaging 112.4 yards per game ... finished the season with 1,364 yards on 216 carries (6.3 avg.) and nine touchdowns ... became first player in Michigan history to rush for over 200 yards in two straight games when he gained 201 yards on 22 carries against Notre Dame and 288 yards on 38 rushes versus UCLA during the first two games of the 1990 season ... was a reserve tailback in 1989, seeing most of his action on special teams ... redshirted as a freshman in 1988.

PERSONAL: Married (Stephanie) ... enrolled in the College of Leisure Sciences and Arts at Michigan and is continuing his education at Georgia State in Atlanta ... owner of Rush 24 Inc., which specialize in investments and other business interests ... was honorable mention Bally All-America as a defensive back during senior year at McCluer North (Florissant, Mo.) High in 1987 ... also earned All-State, All-Conference, All-Metro and All-District honors ... during final year at McCluer, made 49 solo tackles with three interceptions and gained 780 yards on 100 carries ... recorded eight interceptions during junior year ... member of the school's state champion 4x100-meter relay team ... won the 100 meters at the 1986 Junior Olympics with a time of 10.2 seconds ... lettered twice in football and three times in track ... born Jon Stewart Vaughn on March 12, 1970 in Florissant, Mo.

VAUGHN'S CAREER OFFENSIVE STATISTICS

Year	G	RUSHING					RECEIVING				
		No.	Yds.	Avg.	LG	TD	No.	Yds.	Avg.	LG	TD
1991	16	31	146	4.7	23	2	8	81	10.1	32	0
1992	16	113	451	4.0	36	1	13	84	6.5	28	0
Totals	32	144	597	4.1	36	3	21	165	7.9	32	0

OTHER STATS: Fumbles/Fum. Lost: 1992-6/5

RETURN STATISTICS

Year	G	KICKOFF RETURNS					PUNT RETURNS				
		No	Yds	Avg	LG	TD	No	Yds	Avg	LG	TD
1991	16	34	717	21.1	99t	1	0	-	-	-	-
1992	16	20	564	28.2	100t	1	0	-	-	-	-
Totals	32	54	1281	23.7	100t	2	0	-	-	-	-

OTHER STATS: S.T. Tackles: 1991-3. Passing: 1991-1-2-13, 1 TD.

JOHN WASHINGTON


Defensive Lineman

8th year

6' 4" / 290 lbs.

Oklahoma State

Born: 2/20/63



76

PRO CAREER: 1992-Saw limited action with the New York Giants and was released following the 12th game ... signed by the Atlanta Falcons for the final three weeks of the season and collected two tackles in reserve duty. 1991-Played in 12 games with four starts ... a valuable veteran reserve who was able to play either end or tackle on the defensive line ... missed four games due to an ankle injury ... finished the season with 18 tackles (14 solos). 1990-Played in every game, including 13 starts at defensive end, earning his second Super Bowl Championship ring in four years ... finished the season with 41 tackles (29 solos) ... added five tackles in three playoff games, including a stop on Bears' FB Brad Muster for a

1993 NEW ENGLAND PATRIOTS

loss on a Chicago fourth-and-goal play from the one-yard line ... received the starting assignment in one playoff game. **1989**-Filled in for the injured Eric Dorsey, who suffered a broken foot, and started at left defensive end ... played in all 16 games, starting 14, and compiled a career-high 52 tackles (37 solos), forced one fumble and deflected one pass. **1988**-Played in all 16 games, starting two in place of the injured Leonard Marshall ... finished the season with 12 tackles on the season (10 solos), forced one fumble and deflected a pass. **1987**-Played in 12 games and started the final two games of the regular season at right defensive end in place of the injured Marshall ... totaled 14 tackles (12 solos) in his second year and recorded his first career NFL sack. **1986**-Played in all 16 games as a rookie, seeing extensive duty on special teams and in reserve roles at defensive end ... registered two solo tackles on the season ... an injury in the final week of the regular season forced him to miss the playoffs and Super Bowl on injured reserve ... made an impressive NFL debut in his first preseason game against Atlanta, registering two quarterback sacks. Signed by the Patriots on March 5, 1993 as an unrestricted free agent from the Atlanta Falcons ... originally drafted by the New York Giants in the third round (73rd overall) in the 1986 NFL draft.

GAMES PLAYED/STARTED: 103/36 (**1986**-16/0, **1987**-12/2, **1988**-16/2, **1989**-16/14, **1990**-16/13, **1991**-12/4, **1992**-15/1)

COLLEGE: Three-year letterman and starter at Oklahoma State while playing both nose tackle and defensive end ... a two-time All-Big Eight selection, as a junior (1984) and senior (1985) ... received All-America honorable mention acclaim as a senior ... during his career he compiled 241 tackles, 28 of which were for losses, and added 23 sacks and 57 quarterback pressures ... elected team captain as a senior and led the Cowboys to the 1985 Gator Bowl.

PERSONAL: Married (Terri) ... couple has one daughter, Charmaine (9) ... earned a total of six varsity letters competing in football (3) and baseball (3) at Sterling (Houston, Texas) High ... two-time all-conference selection in football, while earning All-American honors in baseball as a pitcher and infielder ... born John Earl Washington on February 20, 1963 in Houston, Texas.


WASHINGTON'S CAREER DEFENSIVE STATISTICS

Year	G	Total	—Tackles—		Sacks	Fum. Rec.	Pass Def.
			Solo	Assists			
1986 (NYG)	16	2	2	0	0	0	0
1987 (NYG)	12	14	12	2	1	0	0
1988 (NYG)	16	12	10	2	0	0	1
1989 (NYG)	16	52	37	15	0	0	1
1990 (NYG)	16	41	29	12	0	2	0
1991 (NYG)	12	18	14	4	0	1	1
1992 (NYG)	12	0	---	---	--	--	--
1992 (ATL)	3	2	1	1	0	0	0
Totals	103	141	105	36	1	3	3

OTHER STATS: Forced Fumbles: 1988-1, 1989-1, 1991-1.

PLAYOFF STATISTICS

Year	G	Total	—Tackles—		Sacks	Fum. Rec.	Pass Def.
			Solo	Assists			
1989 (NYG)	1	1	1	0	0	0	0
1990 (NYG)	3	5	4	1	0	0	0
Totals	4	6	5	1	0	0	0

ADRIAN WHITE**Safety****7th year****6' 0" / 205 lbs.****Florida****Born: 4/6/64****38**

PRO CAREER: **1992**-Signed with the Green Bay Packers via Plan B free agency after five seasons with the Giants ... played in 15 games for the Packers, with one start ... spent most the season in reserve, playing behind safety LeRoy Butler ... finished the season with nine tackles (seven solos) and three pass deflections ... saw extensive playing time on special teams and recorded five tackles on coverage units. **1991**-Played in 14 games in reserve for the New York Giants ... finished the season with 21 tackles (15 solos) and a pass deflection ... picked off one pass and returned it 30 yards, the second-longest return all season. **1990**-Competed for the starting safety spot in training camp and appeared to have won the position when he suffered torn ligaments in his left knee in the preseason finale vs. Cleveland ... underwent major surgery and missed the entire season, including the playoffs and Super Bowl, on injured reserve. **1989**-Played in 15 games as a reserve defensive back ... received most of his playing time in nickel coverages and on special teams ... gathered 33 tackles (30 solos) and four passes defended ... intercepted two passes from Phoenix's Gary Hogeboom on consecutive possessions, setting up two quick scores for the Giants in a 35-7 blowout. **1988**-Played in every game, but did not start ... finished the season with 24 tackles (21 solos) and two passes defended ... picked off his first NFL pass against Detroit and returned it 29 yards ... a relentless special teams player, finished second on the squad with 24 coverage tackles. **1987**-Played well in his first training camp, but sustained a knee injury in a preseason game and missed the first six weeks of his rookie campaign ... made an immediate impact upon his return, registering 13 tackles against the Buffalo Bills in his NFL debut ... played six games with one start and finished the season with 19 tackles, 17 unassisted ... added 21 tackles in coverage on special teams. Acquired by the Patriots from the Green Bay Packers on a draft-day trade (4/26/93) in exchange for a conditional seventh-round draft pick in 1994 ... originally drafted by the New York Giants in the second round (55th selection) of the 1987 NFL draft.

GAMES PLAYED/STARTED: 66/2 (**1987**-6/1, **1988**-16/0, **1989**-15/0, **1990**-0/0, **1991**-14/0, **1992**-15/1)

COLLEGE: Garnered first team All-Southeastern Conference and second team All-America acclaim as a senior at Florida ... three-year letterman as a starter for the Gators ... voted team MVP and was selected to participate in the Blue-Gray All-Star Game in 1986 ... began his collegiate career at Southern Illinois, where he played one season before transferring to Florida ... earned two letters in track at Florida as a sprinter and anchored the 4x100 meter relay team, which included Olympian Dennis Mitchell.

PERSONAL: Single ... majored in criminal justice at Florida ... an all-conference defensive back and track star at Orange Park (Fla.) High ... won the state championship in the 100-meter dash ... cousin, Terry Taylor, is a one-time first-round draft pick (1984) of the Seattle Seahawks ... is an aspiring boxer who has contemplated turning pro ... nicknamed "All-Day" ... born Ardian Darnell White on April 6, 1964 in Jacksonville, Fla.

WHITE'S CAREER DEFENSIVE STATISTICS

Year	G	— Tackles —			Sacks	Fum.	Pass
		Total	Solo	Assists		Rec.	Def.
1987 (NYG)	6	19	17	2	0	0	0
1988 (NYG)	16	24	21	3	0	0	2

(WHITE CONTINUED NEXT PAGE)

1989 (NYG)	15	33	30	3	0	0	4
1990 (NYG)			Injured Reserve				
1991 (NYG)	14	21	15	6	0	0	1
1992 (GB)	15	9	7	2	0	0	3
Totals	66	106	90	16	0	0	10

INTERCEPTIONS

Year	G	No.	Yds.	Avg.	LG	TD
1987 (NYG)	6	0	---	---	---	---
1988 (NYG)	16	1	29	29.0	29	0
1989 (NYG)	15	2	8	4.0	9	0
1990 (NYG)			Injured Reserve			
1991 (NYG)	14	1	30	30.0	30	0
1992 (GB)	15	0	---	---	---	---
Totals	66	4	67	16.4	30	0

BRENT WILLIAMS


Defensive End

8th year

6' 4" / 275 lbs.

Toledo

Born: 10/23/64



96

PRO CAREER: Patriots' fourth all-time sack leader with 41. **1992-** Played in 16 games with 15 starts ... had a string of 64 consecutive starts broken at L.A. Rams (9/13) due to a shoulder injury ... had 50 tackles (36 solos) and was second on the team with four sacks ... had season-high six tackles vs. Indianapolis (12/6). **1991-** Started all 16 games at defensive end ... eighth on the team with 55 tackles (29 solos) and added one fumble recovery, two passes defended and 3.5 sacks ... had six tackles (four solos) and a half-sack vs. Cleveland (9/8) ... notched a season-high seven tackles (two solos) at Buffalo (11/3) ... had six tackles (four solos) and a sack vs. Buffalo (11/24). **1990-** Started all 16 games at defensive end ... was seventh on team with 71 tackles (46 solos) ... led the team in sacks (for the third consecutive season) with six ... had four tackles (two solos), including a sack and recovered a fumble vs. N. Y. Jets (9/30) ... recorded eight tackles (four solos) and returned a fumble 45 yards for a TD vs. Seattle (10/7) ... recorded seven tackles (five solos) and a sack vs. Buffalo (10/28) ... recorded a sack at Phoenix (11/25). **1989-** Team leader in sacks with eight ... started all 16 games and finished sixth in tackles with 65 (48 solos) ... also led team in fumble recoveries with two, while forcing two fumbles and knocking down four passes. **1988-** Had solid year, starting all 16 games — first two games at nose tackle (first time playing NT since freshman year in college) and then final 14 games at left defensive end, replacing injured Kenneth Sims ... was team leader in sacks with eight (for 59 yards); was tied for 10th in league in sacks ... was leading tackler among defensive linemen with 56 (37 solos); also had one pass defended, two forced fumbles and one fumble recovery ... best game: vs. NY Jets (9/4) with five tackles (four solos), two sacks (for 15 yards) and then at Jets (11/13) when had four solo tackles, one sack for 15 yards and one forced fumble. **1987-** Played in 12 games and started four (vs. Miami 9/13, at Jets 9/21, at Indy 10/25 and vs. Raiders 11/1) at left end spot ... had 29 tackles (17 first-hits) and was third on team in sacks with five (for 46 yards). **1986-** Due to a back injury to veteran Ken Sims which hampered him all season, was moved into starting left defensive end position for each outing ... finished season as club's seventh top tackler with 71 tackles (43 first-hits) ... led team in fumbles recovered with four (one went for the winning TD at New Orleans 11/30); also had fumble recoveries in his first two games ... had seven sacks for 61 yards and forced two fumbles ... in game at New Orleans, he picked up QB fumble (forced by DE Garin Veris) and went 21 yards for winning score with 3:49 left in game; also had another recovered fumble in that game ... in first pro game — vs. Indianapolis (9/7) — picked up Colts' fumble when ball was snapped over QB's head in shotgun formation and went 26 yards

1993 NEW ENGLAND PATRIOTS

to Colts' 43 to set up NE TD on next play ... had two special teams tackles (one solo) during regular season ... named to Pro Football Writers All-Rookie team. Drafted by the Patriots in the seventh round of the 1986 draft (193rd player selected).

GAMES PLAYED/STARTED: 108/100 (**1986**-16/16, **1987**-12/5, **1988**-16/16, **1989**-16/16, **1990**-16/16, **1991**-16/16, **1992**-16/15)

COLLEGE: Selected All-Mid American Conference as both junior and senior ... as senior, had second-best total tackles on team with 101 tackles (48 solos) and had seven sacks (15 sacks in his career) ... as junior, made 84 tackles, including 11 for losses (for 37 yards); caused two fumbles, recovered one and tipped one pass ... played every quarter of sophomore, junior and senior seasons ... team went to California Bowl his junior year (lost to Nevada-Las Vegas) ... as sophomore in 1983, had 40 tackles (17 solos) and four sacks (22 yards) and made two other tackles behind the line of scrimmage (for five yards); recovered one fumble and caused another.

PERSONAL: Married (Jacqueline) ... they have one son, Brennan (2) ... lives in Easton, Mass. ... has a degree in Business Administration ... wife is studying Psychology as an undergrad ... is President of Team Relocations, a company the coordinates relocation needs for professional athletes ... works with various charities in the New England area such as the Easton (Mass.) Dare Program, the Attleboro (Mass.) Retarded Citizens Awareness Walk and is chairman of the Wrentham (Mass.) State School golf tournament ... attended Northern High (Flint, Mich.), where he won two letters in football (outside linebacker and offensive tackle) and track (shot put and discus) and one in basketball (junior year) ... was first-team All-City and All-League ... was captain of football team as senior ... team won city championship as junior ... was city champ in shot put as junior and senior and conference champ as well, after being runner-up as junior ... childhood friends with linebacker Carl Banks of NY Giants, linebacker Eugene Marve of Tampa Bay Buccaneers and safety Lonnie Young of Phoenix Cardinals ... born Brent Dione Williams on October 23, 1964 in Flint, Mich.

WILLIAMS' CAREER DEFENSIVE STATISTICS

Year	G	Total	— Tackles —		Sacks	Fum. Rec.	Pass Def.
			Solo	Assists			
1986	16	71	43	28	7	4*	0
1987	12	29	17	12	5	0	0
1988	16	56	37	19	8	1	1
1989	16	65	48	17	8	2	4
1990	16	71	46	25	6	2^	2
1991	16	55	29	26	3.5	1	2
1992	16	50	36	14	3.5	0	2
Totals	108	397	256	141	41	10	11


* Returned fumble 21 yards for TD at New Orleans on 11/30/86

^ Returned fumble 45 yards for TD vs. Seattle 10/7/90

OTHER STATS: Forced Fumbles: 1988-2, 1989-2, 1990-1.

PLAYOFF STATISTICS

Year	G	— Tackles —		Sacks	Fum. Rec.	Pass Def.
		Solo	Assists			
1986	1	1	0	0	0	1

SCOTT ZOLAK**Quarterback****3rd year****6' 5" / 222 lbs.****Maryland****Born: 12/13/67****16**

PRO CAREER: **1992-** Played in six games with four starts ... for the season, completed 52 of 100 passes for 561 yards, two touchdowns and four interceptions ... saw first action of NFL career vs. New Orleans (11/8) and completed five of nine passes for 20 yards ... made first-ever start the next week at Indianapolis (11/15) and earned AFC Offensive Player of the Week honors by completing 20 of 29 passes for 261 yards and two touchdowns and leading the Patriots to their first win of the season ... led the club to its second consecutive victory vs. NY Jets (11/22) ... placed on Injured Reserve (12/18) with a right ankle sprain suffered at Kansas City (12/13). **1991-** Spent entire season as an inactive player under the NFL's third quarterback rule. Drafted by the Patriots in the fourth round of the 1991 draft (84th player selected).

GAMES PLAYED/STARTED: 6/4 (1991-0/0, 1992-6/4)

COLLEGE: Despite only one year as starter at Maryland, ranks fifth on the Terrapins' all-time list with 270 completions and seventh with 3,124 passing yards ... earned honorable mention All-America honors from Football News after senior campaign ... ranked second in the conference in total offense, averaging 217.5 yards per game for a team that led the league in passing offense with 252.2 yards per game ... completed 225 of 418 yards (53.8%) for 2,589 yards and 10 touchdowns in senior year, breaking the school season record of 196 completions by Dan Henning in 1986 ... his 2,589 season passing yards ranks second on the Terp all-time list behind Henning's 2,725 yards in 1986 ... named ACC Offensive Back of the Week for his performance in four games (Virginia Tech, West Virginia, Duke and Virginia) ... set a single-game school record by completing 28 passes (46 attempts) for 303 yards and two touchdowns against Virginia Tech ... broke his own record against Michigan by completing 29 passes (45 attempts) for 264 yards ... played in eight games as a backup to Neil O'Donnell in 1989 and completed 33 of 69 passes for 407 yards and two touchdowns ... saw action in four games in 1988 and did not see action in 1987 ... was redshirted as a freshman in 1986.

PERSONAL: Single ... majored in Business Management at Maryland ... stayed in the area to take part in the offseason conditioning program ... is active in several charities including the United Way in Pennsylvania ... earned All-State and All-Conference honors as a senior at Ringgold (Monongahela, Pa.) High ... selected to the Pittsburgh Press "Finest 44" and the Pittsburgh Post-Gazette's "Fabulous 22" teams ... lettered four times in football as a quarterback ... also handled the punting duties ... lettered four times as a forward on the Ringgold basketball team ... father, Paul, is athletic director and coached at Ringgold, the same high school that produced San Francisco quarterback Joe Montana ... was waterboy for Montana's team during one season ... born Scott David Zolak on December 13, 1967 in Pittsburgh, Pa.

ZOLAK'S CAREER PASSING STATISTICS

Year	G	Att	Comp	Pct.	Yds	TD	Int	LG	Sacked
1991	0	-	-	-	-	-	-	-	-
1992	6	100	52	52.0	561	2	4	65t	17/137
Totals	6	100	52	52.0	561	2	4	65t	17/137

OTHER STATS: Rushing Yards: 1992-18 att. for 71 yds, 19 LG. Fumbles/Fumbles Lost: 1992-5/1.

1993 TRAVEL PLANS

(Subject to changes)

SAN DIEGO (Saturday, August 7, 9:00 PM) - Patriots' charter arrives Friday late afternoon, August 6. Headquarters: Sheraton Harbor Island (1380 Harbor Island Drive, San Diego, CA 92101 -- 619-291-2900).

CLEVELAND in Toronto (Saturday, August 14, 7:30 PM) - Patriots' charter arrives Friday late afternoon, August 13. Headquarters: L'Hotel (225 Front Street West, Toronto, Ontario, CANADA M5V2X3 -- 416-597-1400).

BUFFALO (Sunday, September 5, 1:00 PM) - Patriots' charter arrives Saturday late afternoon, September 4. Headquarters: Buffalo Marriott (1340 Millersport Highway, Amherst, NY 14221 -- 716-689-6900).

NY JETS (Sunday, September 26, 8:00 PM) - Patriots' charter arrives Saturday late afternoon, September 25. Headquarters: Meadowlands Hilton (2 Harmon Plaza, Secaucus, NJ 07094 -- 201-348-6900).

PHOENIX (Sunday, October 10, 4:00 PM) - Patriots' charter arrives Friday late afternoon, October 9. Headquarters: Hilton Pavillion (1011 West Holmes Avenue, Mesa, AZ 85210 -- 602-833-5555).

SEATTLE (Sunday, October 24, 4:00 PM) - Patriots' charter arrives Friday late afternoon, October 23. Headquarters: Stouffer Madison (515 Madison Street, Seattle, WA 98104 -- 206-583-0300).

INDIANAPOLIS (Sunday, October 31, 1:00 PM) - Patriots' charter arrives Saturday late afternoon, October 30. Headquarters: Westin Hotel (50 South Capitol Avenue, Indianapolis, IN 46204 -- 317-262-8100).

MIAMI (Sunday, November 21, 1:00 PM) - Patriots' charter arrives Saturday late afternoon, November 20. Headquarters: Westin Hotel - Cypress Creek (400 Corporate Drive, Ft. Lauderdale, FL 33334 -- 305-772-1331).

PITTSBURGH (Sunday, December 5, 1:00 PM) - Patriots' charter arrives Saturday late afternoon, December 4. Headquarters: Hyatt Regency (112 Washington Place, Pittsburgh, PA 15219 -- 412-471-1234).

CLEVELAND (Sunday, December 19, 1:00 PM) - Patriots' charter arrives Saturday late afternoon, December 18. Headquarters: Marriott Society Center (127 Public Square, Cleveland OH 44114 -- 216-696-9200).

ALL TIMES EASTERN



NEW ENGLAND PATRIOTS 1993 TRAINING CAMP ROSTER

NO	NAME	POS	HT	WT	BORN	EXP	COLLEGE	HOMETOWN
92	Agnew, Ray	DE	6-3	272	12/09/67	4	North Carolina St.	Winston-Salem, NC
51	Ale, Arnold	LB	6-2	230	6/17/70	R	UCLA	Carson, CA
78	Armstrong, Bruce	T	6-4	284	9/07/65	7	Louisville	Miami, FL
4	Armstrong, Chris	WR	6-1	205	8/28/67	1	Fayetteville	Fayetteville, NC
61	Ballard, Keith	OL	6-3	298	12/16/70	R	Minnesota	Detroit, MI
8	Baumann, Charlie	K	6-1	203	8/25/67	3	West Virginia	Erie, PA
11	Bledsoe, Drew	QB	6-5	233	2/14/72	R	Washington State	Walla Walla, WA
52	Bolden, Tunji	LB	6-1	247	10/31/70	R	Texas Christian	Ann Arbor, MI
67	Bomba, Matt	DL	6-5	275	5/22/68	R	Indiana	Bloomington, IN
82	Brisby, Vincent	WR	6-1	186	1/25/71	R	Northeast Louisiana	Lake Charles, LA
30	Brown, Corwin	CB	6-0	192	4/25/70	R	Michigan	Chicago, IL
47	Brown, Roger	S	6-0	196	12/16/66	4	Virginia Tech	Baltimore, MD
6	Brown, Troy	WR	5-9	195	7/02/71	R	Marshall	Blackville, SC
59	Brown, Vincent	LB	6-2	245	1/09/65	6	Miss. Valley St	Decatur, GA
69	Chung, Eugene	G	6-4	295	6/14/69	2	Virginia Tech	Oakton, VA
25	Croom, Corey	RB	5-11	212	5/22/71	R	Ball State	Sandusky, OH
87	Coates, Ben	TE	6-4	245	8/16/69	3	Livingstone College	Greenwood, SC
54	Collins, Todd	LB	6-2	242	5/27/70	2	Carson-Newman	New Market, TN
85	Cook, Marv	TE	6-4	234	2/24/66	5	Iowa	West Branch, IA
1	Crittenden, Ray	WR	6-0	188	3/01/70	R	Virginia Tech	Washington, DC
49	Dwight, Reggie	TE	6-3	285	4/04/70	1	Troy State	Partow Polk, FL

NO	NAME	POS	HT	WT	BORN	EXP	COLLEGE	HOMETOWN
98	Edwards, Tim	DE	6-1	270	8/29/68	2	Delta State	Nesobi, MS
81	Farr, Mike	WR	5-10	192	8/08/67	4	UCLA	Birmingham, MI
38	Gallon, Eric	RB	5-11	201	1/22/70	R	Kansas State	Lakeland, FL
91	Gannon, Chris	DE	6-6	260	1/20/66	5	SW Louisiana	Orange Park, FL
33	Gash, Sam	RB	5-11	224	3/07/69	2	Penn State	Hendersonville, NC
61	Gibson, Don	DL	6-3	275	3/04/68	1	Southern Cal	Orange, CA
12	Gilliard, Bo	WR	5-11	180	7/01/71	R	Prairie View A & M	Houston, TX
67	Gisler, Mike	OL	6-4	300	8/26/69	1	Houston	Range, TX
72	Goad, Tim	DT	6-3	280	2/28/66	6	North Carolina	Stuart, VA
63	Godfrey, Frank	C	6-2	266	2/05/70	R	Louisiana State	Pascagoula, MS
46	Golden, Al	TE	6-3	240	7/04/69	1	Penn State	Pickering, OH
66	Gordon, Steve	C	6-3	279	4/14/69	2	California	Nevada City, CA
41	Gordon, Tim	FS	6-0	188	5/07/65	7	Tulsa	Ardmore, OK
25	Granby, John	S	6-1	200	1/11/68	1	Virginia Tech	Virginia Beach, VA
48	Griffith, Richard	TE	6-4	250	7/31/69	R	Arizona	Tucson, AZ
77	Harlow, Pat	T	6-6	290	3/16/69	3	Southern Cal	Norco, CA
15	Harris, Ronnie	WR	5-10	170	6/04/70	R	Oregon	San Jose, CA
29	Hatch, Lawrence	CB	5-11	194	5/22/71	R	Florida	Long Beach, CA
19	Hawkins, Wayne	WR	5-10	176	10/27/69	1	Southwest State (Minn.)	Columbia Heights, MN
36	Henderson, Jerome	CB	5-10	189	8/08/69	3	Clemson	Statesville, NC
90	Hobby, Marion	DE	6-4	277	11/07/66	4	Tennessee	Birmingham, AL
13	Hodson, Tom	QB	6-3	195	1/28/67	4	Louisiana State	Matthews, LA

NEW ENGLAND PATRIOTS 1993 TRAINING CAMP ROSTER

NO	NAME	POS	HT	WT	BORN	EXP	COLLEGE	HOMETOWN
18	Hopkins, Wade	WR	6-2	195	8/23/68	1	Southwest Baptist	Houston, TX
99	Howard, David	LB	6-1	230	12/08/61	9	Long Beach State	Long Beach, CA
37	Hurst, Maurice	CB	5-10	185	9/17/67	5	Southern	New Orleans, LA
60	Johnson, Kevin	NT	6-1	306	10/30/70	R	Texas Southern	Los Angeles, CA
97	Jones, Aaron	DL	6-5	267	12/18/66	6	Eastern Kentucky	Orlando, FL
28	Lambert, Dion	CB	6-0	185	2/12/69	2	UCLA	Lakeview Terrace, CA
35	Leggette, Burnie	RB	6-0	243	12/05/70	R	Michigan	Colorado Springs, CO
75	Lewis, Bill	C	6-6	290	7/12/63	8	Nebraska	Sioux City, IA
43	Lewis, Vernon	DB	5-10	192	10/27/70	R	Pittsburgh	Houston, TX
51	Lockhart, Eugene	LB	6-2	233	3/08/61	10	Houston	Crockett, TX
40	Lockwood, Scott	RB	5-10	196	3/23/68	2	Southern California	Boulder, CO
11	McCarthy, Shawn	P	6-6	227	2/22/68	3	Purdue	Freemont, OH
58	McGovern, Rob	LB	6-2	234	10/01/66	5	Holy Cross	Oradell, NY
86	McMurtry, Greg	WR	6-2	207	10/15/67	4	Michigan	Brockton, MA
74	Olbarding, Lance	OL	6-7	310	3/01/71	1	No College	Apple Valley, MN
62	Perez, Chris	OL	6-6	305	6/21/69	1	Kansas	Palatine, IL
93	Pitts, Mike	DL	6-5	277	9/25/60	11	Alabama	Baltimore, MD
27	Pool, David	CB	5-9	182	12/20/66	4	Carson-Newman	Cincinnati, OH
70	Redding, Reggie	G	6-4	305	9/22/68	4	Cal-State Fullerton	Cincinnati, OH
71	Rucci, Todd	OL	6-5	291	7/14/70	R	Penn State	Upper Darby, PA

NO	NAME	POS	HT	WT	BORN	EXP	COLLEGE	HOMETOWN
32	Russell, Leonard	RB	6-2	235	11/17/69	3	Arizona State	Long Beach, CA
95	Sabb, Dwayne	LB	6-4	248	10/09/69	2	New Hampshire	Union, NJ
10	Secules, Scott	QB	6-3	233	11/08/64	6	Virginia	Newport News, VA
55	Singleton, Chris	LB	6-2	247	2/20/67	4	Arizona	Parsippany, NJ
9	Sisson, Scott	K	6-0	197	7/21/71	R	Georgia Tech	Marietta, GA
53	Slade, Chris	LB	6-4	232	1/30/71	R	Virginia	Newport News, VA
22	Smith, Rod	CB	5-11	187	3/12/70	2	Notre Dame	Roseville, MN
68	Stephens, Calvin	G	6-2	285	10/25/67	3	South Carolina	Kings Mountain, NC
50	Sutter, Eddie	LB	6-3	240	10/03/69	1	Northwestern	Peoria, IL
21	Thompson, Reyna	DB	6-0	193	8/28/63	8	Baylor	Dallas, TX
83	Timpson, Michael	WR	5-10	175	6/06/67	5	Penn State	Hialeah, FL
56	Tippett, Andre	LB	6-3	241	12/27/59	12	Iowa	Newark, NJ
65	Trapilo, Steve	G	6-5	289	9/20/64	7	Boston College	Boston, MA
3	Tudors, Pumpy	P	5-7	203	11/03/69	1	Tennessee-Chattanooga	Marion County, TN
34	Turner, Kevin	RB	6-0	224	6/12/69	2	Alabama	Prattville, AL
94	Van Bellinger, Scott	LB	6-5	245	5/26/69	1	Northern Illinois	Green Bay, WI
24	Vaughn, Jon	RB	5-9	203	3/12/70	3	Michigan	Florrissant, MO
72	Vincent, Tom	OL	6-4	278	3/25/70	R	Vanderbilt	Brownsville, KY
76	Washington, John	DL	6-4	290	2/20/63	8	Oklahoma State	Houston, TX
38	White, Adrian	DB	6-0	205	4/06/64	7	Florida	Orange Park, FL
96	Williams, Brent	DE	6-4	275	10/23/64	8	Toledo	Flint, MI
16	Zolak, Scott	QB	6-5	222	12/13/67	3	Maryland	Monongahela, PA

1993 DRAFT CHOICES

RD/PICK	OVERALL	PLAYER	POS	COLLEGE	
1	1	Drew Bledsoe	QB	Washington St.	
2a	2	31	Chris Slade	DE	Virginia
2b - x	22	51	Todd Rucci	OL	Penn St.
2c ***	27	58	Vincent Brisby	WR	NE Louisiana
4a	2	86	Kevin Johnson	NT	Texas Southern
4b - y	26	110	Corwin Brown	S	Michigan
5a	1	113	Scott Sisson	K	Georgia Tech
5b - y	26	138	Richard Griffith	TE	Arizona
6	2	142	Lawrence Hatch	CB	Florida
8	2	198	Troy Brown	WR	Marshall

** -- Patriots did not have seventh-round pick as a result of the 1992 trade with the Atlanta Falcons in exchange for OL Reggie Redding.

*** -- as a result of the Los Angeles Raiders passing on their selection in the second round, the Patriots first selection in the third round reverted to being the 27th pick in the second round. After passing once more, the Raiders selected second in the third round.

x -- acquired from Miami (along with a 1994 draft pick) in exchange for WR Irving Fryar.

y -- acquired from Green Bay in exchange for running back John Stephens. The Patriots then traded the pick (15th overall in the round and 99th overall in the draft) to San Diego in exchange for the Chargers' 1993 fourth-round pick (26,110) and 1993 fifth-round pick (26, 138).

PATRIOTS TRADES DURING 1993 DRAFT

* Patriots trade a conditional seventh-round selection in 1994 to the Green Bay Packers in exchange for S Adrian White.


* Patriots trade to San Diego a 1993 fourth-round selection (15,99), acquired from Green Bay in a trade for RB John Stephens in March of 1993, in exchange for a 1993 fourth-round selection (26,110) and 1993 fifth-round selection (26,138).

NEW ENGLAND PATRIOTS PRO SHOP

On July 15, 1992, the New England Patriots Pro Shop opened adjacent to the Patriots' Ticket Office. The Pro Shop offers a complete line of New England Patriots adult and youth apparel along with novelty and gift items.

The Pro Shop is open year-round and for more information, contact Mitch Hardin at (508) 543-8200

WEAR WHAT THE PROS WEAR!


DREW BLEDSOE**Quarterback****6' 5" / 233 lbs.****Washington State****Born: 2/14/72****Round 1 (1st overall)****11**

College: First overall selection in the 1993 draft ... considered a blue chip prospect with tremendous arm strength ... possesses a smooth setup and is known for impressive consistency upfield ... very agile and has been timed at 4.78 in the 40-yard dash ... despite only 28 games as a starter, ranks second on the school's all-time passing list with 7,373 yards, topped only by Jack Thompson's 7,818 yards (1975-78, 44 games) ... his 46 touchdowns and 532 completions are second on WSU's career lists behind Thompson's 53 scores and 601 completions. **1992-** All-America second pick by The Poor Man's Guide to the NFL Draft ... All-Pac 10 Conference first team and Offensive Player of the Year choice ... led the conference and was ninth in the nation in total offense averaging 247.0 yards per game ... started every game, completing 211 of 386 passes for 2,770 yards and 18 touchdowns ... hit on 37 of 66 passes for a school-record 413 yards against Montana ... threw for 358 yards and scored a touchdown in win over Southern Cal ... chosen Pac 10 Player of the Week after hitting on 18 of 30 passes for 259 yards and a touchdown in blizzard conditions against Washington ... broke his own school-record by throwing for 476 yards on 30 of 46 passes, including record-tying 87-yarder, as the offense rolled for 636 total yards in win over Utah in the Copper Bowl. **1991-** All-Pac 10 conference second team pick after starting every game and throwing for 2,741 yards on 199 of 358 passes ... his 2,647 yards in total offense was the fourth-best in school history ... passed for 287 yards and a touchdown against Ohio State ... threw for record-tying five touchdowns in 55-7 romp over Oregon State ... had three scoring strikes and 295 yards passing in season finale versus Washington. **1990-** Became the first true freshman in over 30 years to start at quarterback for WSU ... saw action in seven games and started the final five contests of the season ... completed 92 of 189 passes for 1,386 yards and nine touchdowns ... passed for 145 yards on six of 12 passes, including first-ever touchdown (63-yarder to Phillip Bobo), against Southern Cal ... in first collegiate start, connected on 10 of 20 passes for 188 yards, three touchdown throws and a rushing touchdown in a 55-24 win over Oregon State ... ran for two touchdowns and completed 22 of 40 passes for 385 yards and a touchdown against Arizona.

Personal: Single ... majored in Education at Washington State ... was first team All-State by the Tacoma News Tribune after senior year at Walla Walla (Wash.) High ... also added Western 100, Northwest Nugget, Super Prep Far West Offensive Player of the Year, Long Beach Press Telegram Best of the West, Seattle Times Blue Chip and Washington State Player of the Year honors ... completed 156 of 272 passes (57.4%) for 2,560 yards and 25 touchdowns with only six interceptions that year and had a 509-yard passing game against Mead High ... led the Big Nine Conference with 1,600 yards and 13 touchdowns and earned second team All-Conference honors after junior season ... also lettered in basketball ... born Drew Bledsoe on February 14, 1972 in Ellensburg, Washington.

BLEDSOE'S COLLEGIATE PASSING STATISTICS

Year	G	Att	Comp	Pct.	Yds	TD	Int	LG
1990	7	189	92	48.7	1386	9	4	63
1991	11	358	199	55.6	2741	17	15	67
1992	12	432	241	55.8	3246	20	15	87
Totals	30	979	532	54.3	7373	46	34	87

CHRIS SLADE**Linebacker****6' 4" / 232 lbs.****Virginia****Born: 1/30/71****Round 2a (#31)****53**

College: Selected in the second round of the 1993 NFL draft (31st selection overall) ... sensational athlete, who has great foot quickness and a smooth change of direction ... excels as a pass rusher, with 4.78 speed and an explosive burst off the line of scrimmage ... speed and agility enable him to be equally effective dropping into pass coverage ... played as a standing defensive end during most of his career at Virginia ... his tenacious style of play has drawn comparisons to another former Atlantic Coast Conference linebacker, North Carolina alumnus Lawrence Taylor ... set the ACC's all-time record with 39 quarterback sacks, topping the previous mark of 28 sacks set by Michael Dean Perry of Clemson (1984-87) ... compiled 299 tackles during his collegiate career, ranking ninth in the Cavalier annals . **1992-** Selected first team All-America by Associated Press, Football Writers Association, Football News, The Sporting News, United Press International and Walter Camp ... received Football News' Defensive Player of the Year honors, from a group of finalists that included Marvin Jones (selected fourth overall in the 1993 NFL draft by the New York Jets) and John Copeland (selected fifth overall by the Cincinnati Bengals) ... finished the '92 campaign with 74 stops, including 33 solos and 14 sacks, earning him unanimous all-conference acclaim ... recorded 4.5 sacks and a pass deflection in a 53-0 thrashing of Cincinnati ... in his final game with the Cavaliers, he amassed nine tackles, two sacks, three tackles for losses and a pass deflection in a 41-38 victory over state-rival Virginia Tech. **1991-** Named first team All-America by College and Pro Football Newsweekly, second team by Football News and third team by Associated Press as a junior ... selected second team all-ACC ... finished the season with 99 tackles (30 solos), 21 tackles for losses and 14 sacks ... recipient of the Ned McDonald Award as the team's outstanding defensive player ... received ACC Defensive Lineman of the Week honors for his efforts against Kansas and Virginia Tech ... wreaked havoc in the Virginia Tech backfield, compiling 14 tackles, five quarterback sacks, two passes defended, a forced fumble and a fumble recovered in a 38-0 shutout of the Hokies ... those numbers drew national attention and earned Defensive Player of the Week accolades from Sports Illustrated and The Sporting News ... gathered 13 tackles and a sack against Kansas, followed by a 12 hit outing the following week at Clemson. **1990-** Earned All-America honorable mention recognition from UPI following his sophomore season ... played in 10 games, recording 74 tackles (15 solos), seven sacks and nine hits for losses ... after missing the season opener, he returned with seven tackles, one sack and one forced fumble in an upset over Clemson, 20-7, the first victory against Clemson in the school's history ... single-handedly destroyed the North Carolina State offense in a 31-0 blowout, accumulating a career-high five sacks, 10 tackles, a forced fumble and a pass deflection ... hauled in a career-high 16 tackles against Maryland late in the season. **1989-** Received honorable mention All-American accolades and was twice selected the National Newcomer of the Week (vs. Louisville and Maryland) by The Sporting News ... won the Bill Dudley Award, given annually to the top Cavalier freshman ... became a full-time starter by mid-season and accumulated 52 tackles (23 solos) and four sacks ... recorded his first sack in his collegiate debut, dumping Penn State's Tony Sacca for a five-yard loss ... befuddled Illinois blockers in the Citrus Bowl, collecting 11 tackles and a 19-yard sack on the day.

Personal: Single ... majored in Sociology at Virginia ... active in community affairs, speaking to school children about the importance of staying in school and setting goals ... an All-American selection by both Super Prep and Street & Smith's while starring at Tabb (Va.) High ... received all-state, all-region, all-peninsula and all-district honors as a senior ... four-time all-district selection in

basketball while becoming the first player in York River District history to score over 1,000 points with over 1,000 rebounds in a career ... both his football (85) and basketball (52) jerseys were retired ... born Christopher Carroll Slade on January 30, 1971 in Newport News, Va.

SLADE'S COLLEGIATE DEFENSIVE STATISTIC

GRADE 9 SOLO DEFENSIVE STATISTICS								
		Tackles				Fum.	Fum.	Pass
Year	G	Total	Solo	Assits	Sacks	Rec	For.	Def.
1989	11	52	23	29	4	1	2	3
1990	10	74	15	59	7	0	2	3
1991	11	99	30	69	14	2	3	3
1992	11	74	33	41	15	1	0	11
Totals	43	299	101	198	40	4	7	20

OTHER STATS: Interceptions: 1991-1.

TODD RUCCI


Offensive Tackle

6' 5" / 291 lbs.

Penn State

Born: 7/14/70

Round 2b (#51)




71

College: Selected in the second round of the 1993 NFL draft (51st overall selection) with one of the picks acquired from Miami in exchange for wide receiver Irving Fryar ... proved to be a superb pass protector and an aggressive drive blocker in Joe Paterno's system at Penn State ... originally recruited as a defensive lineman, made the successful transition to offense in 1990 ... has great lateral movement and overall agility for size ... recently timed at 5.32 in the 40-yard dash.

1992- Played right tackle, starting in five of the final six games ... plowed through the Boston College defense, allowing the Nittany Lion backs to gain 473 yards on the day and threw a key block which opened a one-yard touchdown plunge by running back Richie Anderson ... credited with four knockdowns in a 40-26 defeat of West Virginia ... leveled a would-be Mountaineer tackler on an 11-yard touchdown run by Anderson ... permeated Pittsburgh's defense, providing holes for Penn State to amass 534 yards. **1991-** Recipient of the Red Worrell Award as the most improved offensive player in spring drills ... hustled down the field to provide a key block on a 53-yard touchdown run by J.T. Morris as the Nittany Lions compiled 706 yards, including 484 yards rushing vs. Cincinnati ... leveled linebacker Willie McGinest with a powerful block, giving quarterback Tony Sacca the time to find Terry Smith for a 13-yard touchdown strike vs. Southern California. **1990-** Played in every game as a sophomore, averaging over 12 minutes of action in every contest ... cleared a path for a 13-yard touchdown run for Shelly Hammond to close out a 48-10 trouncing of Temple. **1989-** Competed as a defensive lineman in his first season at Penn State ... recorded one tackle in a game against Temple. **1988-** Redshirted as a freshman, practicing on the scout team at left defensive tackle.

Personal: Single ... majored in Health Education at Penn State ... all-state selection as a senior at Upper Darby (Pa.) High, recording 55 tackles with 13 sacks, five fumble recoveries and an interception ... did not play football as a junior ... selected to play in the Big 33 All-Star Game ... born Todd L. Rucci on July 14, 1970 in Upper Darby, Pa.

VINCENT BRISBY**Wide Receiver****6' 1" / 186 lbs.****Northeast Louisiana****Born: 1/25/71****Round 2c (#58)****82**

College: Selected with the final pick in the second round of the 1993 NFL draft (58th overall) ... big-play receiver with explosive speed and tremendous agility ... possesses great leaping ability ... set the school record for career touchdown receptions with 17, surpassing Rubin Jones' (1968-72) 16 ... finished career with 97 catches for 1,864 yards, ranking seventh and fourth respectively in the Indians' all-time receiving annals ... rated the best receiver in the country at the Division I-AA level and named to the "Super Sleeper Team" by The Poor Man's Guide to the NFL Draft ... recently timed with 4.43 speed in the 40-yard dash. **1992-** Earned first team All-America acclaim from Associated Press and The NFL Draft Report as a senior ... snared 56 passes for 1,050 yards (18.8 avg.) and nine touchdowns, setting a school records for yards and tying another for touchdown grabs ... named National Offensive Player of the Week by The Poor Man's Guide after making 10 catches for a school-record 227 yards with a 51-yard score and a two-point conversion vs. Southwestern Louisiana ... the following week added eight receptions for 102 yards and a pair of touchdowns vs. Eastern Kentucky ... averaged 34.0 yards per catch on five receptions (170 yards), including touchdown jaunts of 48 and 77 yards, in a 52-35 victory over McNeese State ... named Southland Conference Offensive Player of the Week for his eight-catch, 200-yard performance (25.0 yard avg.) against Eastern Washington. **1991-** Garnered first team All-Southland honors and received All-American honorable mention recognition from The Poor Man's Guide, despite starting only three games at split end ... finished the season with 33 receptions for a league-leading 699 yards (21.2 avg.) ... came into his own in the final three games of the season, with 21 catches, 481 yards and six touchdowns ... tore through the Stephen F. Austin secondary for 206 yards and two touchdowns, including a 96-yard scoring scamper, setting a school record for the longest touchdown reception ... seized seven aerials for 179 yards and touchdowns of 10, 58 and 62 yards in season finale vs. Stephen F. Austin. **1990-** Saw limited action in three games, totaling eight receptions for 115 yards (14.4 avg.) ... had a season-high 52 yards on three catches vs. Southwest Texas State. **1989-** Did not play during his freshman campaign.

Personal: Single ... majored in Business at Northeast Louisiana ... garnered first team all-state (Louisiana) honors as a wide receiver at Washington-Marion (Lake Charles, La.) High with 52 receptions for 925 yards and 17 touchdowns during prep career ... voted district's Outstanding Offensive Player while leading his team to the state championship game ... received all-state acclaim in track as a member of the relay team ... born Vincent Cole Brisby on January 25, 1971 in Lake Charles, Louisiana.

BRISBY'S COLLEGIATE RECEIVING STATISTICS

Year	No.	Yds.	Avg	LG	TD
1989		Did Not Play			
1990	8	115	14.4	24	0
1991	33	699	21.2	96t	8
1992	56	1050	18.8	77t	9
Totals	97	1864	19.2	96t	17

KEVIN JOHNSON


Nose Tackle

6' 1" / 306 lbs.

Texas Southern

Born: 10/30/70

Round 4a (#86)



60


College: Selected in the fourth round of the 1993 NFL draft (86th overall) ... a muscular, massive defensive lineman who has wreaked havoc in opponent backfields throughout his collegiate career ... maintains 5.07 speed in the 40-yard dash ... is quick off the ball with the ability to shed blockers ... bench pressed 225 pounds 33 times. **1992-** Reaped first team All-America recognition from The Poor Man's Guide to the NFL Draft, joining All-American teammates Michael Strahan and Eddie Smith to form one of the most dominant defensive fronts in Division I-AA history ... an obvious first team All-Southwestern Conference selection ... recorded 73 tackles (36 solos) and 10 sacks ... in addition, compiled 18 tackles for losses, two passes defensed, a forced fumble and a fumble recovery ... shored up the defensive line with seven stops, three for losses, and a sack vs. Southwestern Texas State ... posted a career-high three sacks, adding two tackles for losses, in a 39-22 victory over Knoxville College ... closed out Tiger career with a ceremonial performance, tallying 10 tackles, two sacks and a stop behind the line in a loss to Nevada (Reno). **1991-** Compiled 42 tackles (19 solos) with three sacks and two batted balls at the line of scrimmage as a junior ... amassed a season-high six tackles, including a five-yard sack in holding Lane College to 79 yards in a 56-0 drubbing ... defense allowed a mere 36 yards rushing vs. Mississippi Valley State in a 32-22 victory.

Personal: Single ... majored in Health and Kinesiology at Texas Southern ... earned all-district and all-CIF Southern section accolades as a prep standout at Westchester (Los Angeles, Calif.) High ... born Kevin Lanier Johnson on October 30, 1970 in Los Angeles.

JOHNSON'S COLLEGIATE DEFENSIVE STATISTICS

Year	G	Total	Tackles	Assits	Sacks	Fum' Rec	Fum' For	Pass Def
			Solo					
1991	11	42	19	23	3	0	0	2
1992	11	73	36	37	10	1	1	2
Totals	22	115	55	60	13	1	1	4




CORWIN BROWN**Cornerback****6' 0" / 192 lbs.****Michigan****Born: 4/25/70****Round 4b (#110)****30**

College: Selected with the Patriots' second pick in the fourth round of the 1993 NFL draft (110th overall), acquired from Green Bay in exchange for running back John Stephens ... outstanding collegiate defensive back with a hard-hitting reputation ... helped lead the Wolverines to three Rose Bowl appearances and four bowl game invitations in four years ... solid run-support and open-field tackling abilities ... has the speed and coverage ability to play cornerback in the NFL, after playing free safety throughout most of his collegiate career ... recently timed at 4.54 in the 40-yard dash. **1992-** Named All-America honorable mention by The Poor Man's Guide to the NFL Draft and Football News ... selected first team all-conference by the Big Ten coaches ... led Michigan to their second straight Big Ten Championship ... started every game at free safety, finishing second on the team with 82 tackles (48 solos), five deflected passes and one interception ... phenomenal effort given in preserving a 17-17 tie vs. Notre Dame, compiling 11 stops (seven solos), forcing a fumble, blocking a field goal and knocking down a pass on the game's final play, preventing a touchdown ... completed his collegiate career with an eight-tackle performance in a Rose Bowl victory over Washington on New Year's Day. **1991-** Received second team All-Big Ten Conference recognition as a junior ... contributed to the Wolverines second conference championship in three seasons ... started every game at free safety and led the secondary in tackles with 71 (49 solos) ... knocked down five aerials and picked off another ... collected a season-high 10 tackles, eight unassisted, in a 24-16 victory over Indiana ... totaled nine stops, with seven solos, vs. Washington in the Rose Bowl. **1990-** Played free safety in 10 games as a sophomore ... gathered 28 tackles (22 solos) with a fumble recovery, four deflections and an interception ... led a Wolverine attack against Purdue with a season-high 10-tackle (eight solos) effort ... contributions led to a Gator Bowl invitation, in which he started and posted five stops, a fumble recovery and a 15-yard interception return in a 35-3 drubbing over Mississippi. **1989-** Special teams standout, while playing strong side cornerback as a freshman ... notched his first five tackles in nine games as a reserve ... helped Michigan claim their fourth straight Big Ten Championship. **1988-** Redshirted as a freshman.

Personal: Single ... majored in English at Michigan ... enjoyed a throng of prep honors, including all-state, all-section, all-area and all-public at Julian (Chicago, Ill.) High ... returned a fumble 80 yards for a score in his first high school game ... picked off 13 passes during his prep career ... the two-time football letterman also lettered in track ... nickname is "Cornflakes" ... born Corwin Alan Brown on April 25, 1970 in Chicago, Ill.

BROWN'S COLLEGIATE DEFENSIVE STATISTICS

Year	G	Total	Tackles		Intercep	Fum. Rec	Fum. For	Pass Def
			Solo	Assits				
1988								
1989	9	5	4	1	0	0	0	0
1990	10	28	22	6	1	1	0	4
1991	12	71	49	22	1	0	0	5
1992	12	82	48	34	1	2	1	5
Totals	43	186	123	63	3	3	1	14

SCOTT SISSON**Kicker****6' 0" / 197 lbs.****Georgia Tech****Born: 7/21/71****Round 5a (#113)****9**

College: Selected in the fifth round of the 1993 NFL draft (113th overall) ... completed one of the most successful kicking campaigns in Atlantic Coast Conference history ... was named to Georgia Tech's All-Centennial Team ... deadly accurate inside of 40 yards and has the strength to hit from 50 ... has excellent form and power and relishes kicking in pressure situations ... holds a number of school records including successful field goals (60), points after touchdowns (119) and total points (299) ... kicked three game-winning field goals to help secure Georgia Tech's National Championship in 1990. **1992-** Earned third team All-America recognition by The Poor Man's Guide to the NFL Draft and an honorable mention selection by Football News ... consensus All-ACC first team choice in leading the Yellow Jackets with 77 points, connecting on 19 of 24 field goals and 20 of 21 extra point conversions ... nailed kicks of 48, 45 and 28 yards in a 37-19 victory over Western Carolina ... added a three-field goal effort in a 16-13 decision over North Carolina State ... field goals of 21 and 46 yards were the difference in a 20-17 victory over Duke. **1991-** Selected to the Exxon Supreme Team, chosen by the ACC's fans ... scored 67 points on the season, converting 12 of 18 field goals and 31 of 32 PAT's ... displayed his range with two 51-yard field goals ... booted a 33-yard kick as time ran out in a 24-21 defeat of Virginia ... hit a 37-yard field goal with 0:21 remaining in a 19-17 victory over Furman ... provided the difference in an 18-17 win over Stanford in the Aloha Bowl with a 24-yarder. **1990-** Earned first team all-conference honors as a sophomore ... scored 93 points, connecting on 16 of 25 field goals and all 45 conversions ... kicked game-winning field goals in the final seconds of the Virginia Tech, Virginia and North Carolina games, preserving Tech's National Championship claim and conference title ... converted a three-field goal effort against Tennessee-Chatanooga in a 27-6 win ... nailed a 37-yard clincher with 0:07 remaining in 41-38 win over Virginia ... the following week, iced a 6-3 decision over Virginia Tech with a pair of field goals, including a 38-yarder with 0:08 left in the game ... popped a 37-yard field goal and six extra points in a 45-21 Citrus Bowl drubbing of Nebraska, clinching the national title. **1989-** Received All-America accolades as a freshman by Football News ... scored 75 points on 15 of 24 field goals and all 30 conversion attempts ... booted first career field goal from 37 yards out vs. Virginia and added three-field goals in a 30-14 defeat of Clemson ... passed the pressure test with a 35-yard kick with 0:42 remaining to secure a 13-12 win over Boston College.

Personal: Single ... majored in Business Management at Georgia Tech ... named all-state honorable mention and first team all-county while playing at Marietta (Ga.) High ... converted 10 of 17 field goals and 21 of 22 PATs as a senior ... kicked game-winning field goals in two prep games and lettered all four years in football and soccer ... born Scott O'Neal Sisson on July 21, 1971 in Marietta, Ga.


SISSON'S COLLEGIATE KICKING STATISTICS

Year	G	FGM	FGA	Pct.	LG	XPM	XPA	Pts.
1989	11	15	24	62.5	46	30	30	75
1990	12	16	25	64.0	43	45	45	93
1991	12	12	18	66.7	51	31	32	67
1992	11	19	24	79.1	51	20	21	77
Totals	46	62	91	68.1	51	119	121	299

(SISSON STATISTICS CONTINUED ON NEXT PAGE)

SISSON'S COLLEGIATE FIELD GOAL ACCURACY

Year	0-29	30-39	40-49	50-plus	Total
1989	3-4	8-9	4-9	0-2	15-24
1990	6-6	8-13	2-4	0-2	16-25
1991	4-5	6-7	0-3	2-3	12-18
1992	7-7	5-5	5-9	2-3	19-24
Totals	20-22	27-34	11-25	4-10	62-91


RICHARD GRIFFITH
Tight End
6' 5" / 256 lbs.
Arizona
Born: 7/31/69
Round 5b (#138)

48

College: Selected in the fifth round of the 1993 NFL draft (138th overall) with a choice acquired from Green Bay in exchange for running back John Stephens ... overcame a 1991 knee injury to return for the 1992 season ... maintains a tremendous work ethic and is an aggressive blocker ... four-year starter with the Wildcats ... completed his collegiate career with 26 catches for 363 yards and two touchdowns ... recently timed at 4.9 in the 40. **1992-** Started in 11 of 12 games contributing to the Wildcats' invitation to the John Hancock Bowl ... averaged 11.7 yards on six catches with a long of 28 yards. **1991-** Season was cut short when he sustained a knee injury, requiring reconstructive surgery on October 31 for torn ligaments ... had five receptions for 103 yards, with a career-long 50-yard gallop, and a touchdown prior to the season-ending injury ... was averaging over 20 yards per reception at the time of the injury ... concentrated the rest of the year on rehabilitating his knee to return for his senior campaign. **1990-** Completed the season with 11 grabs for 143 yards and helped the Wildcats to the Aloha Bowl as a sophomore ... snagged a season-long 33-yard catch against UCLA. **1989-** Selected to The Sporting News' Freshman All-America Team after starting all 12 games for Arizona ... finished the season with four catches for 47 yards and a score ... moved into the starting lineup, establishing himself as one of the West's top blockers ... his first career reception was good for an eight-yard gain in his collegiate debut against Stanford ... his first career touchdown reception came in the season finale against cross-state rival Arizona State. **1988** Redshirted as an offensive lineman.

Personal: Married (Keri) ... majored in Communications at Arizona ... garnered all-state, all-city, Arizona Star Super 11 and SuperPrep Magazine All-American honors while starring as a tight end, wing back and defensive tackle at Catalina (Tucson, Ariz.) High ... earned four letters in football and basketball and two letters in track ... played forward and center in basketball and ran the hurdles in track ... born Richard Pope Griffith on July 31, 1969 in Tucson, Ariz.

GRIFFITH'S COLLEGIATE RECEIVING STATISTICS

Year	G	No.	Yds.	Avg	LG	TD
1988			Redshirted			
1989	12	4	47	11.8	36	1
1990	11	11	143	13.0	33	0
1991	8	5	103	20.6	50t	1
1992	12	6	70	11.7	28	0
Totals	44	26	363	14.0	50	2

LAWRENCE HATCH**Cornerback****5' 11" / 194 lbs.****Florida****Born: 5/22/71****Round 6 (#142)****29**

College: Selected in the sixth round of the 1993 NFL draft (142nd overall) ... plays tough bump and run on the corner with explosive speed ... excellent recovery skills with 4.35 speed in the 40-yard dash ... a sensational junior college player at Orange Coast College as a cornerback and kick returner ... dubbed the most underrated defensive back and named to the Super Sleeper Team by The Poor Man's Guide to the NFL Draft ... finished Gator career with 54 tackles (40 solo), five interceptions, two passes defended, three special teams tackles and half a sack in 22 games, with only 6 starts. **1992-** Played in 10 games for the Gators, starting two, and totaled 12 tackles (10 solo), with one interception, a pass deflection and a forced fumble ... played as a key reserve in most passing situations ... a shoulder injury late in the Louisville game prevented him from playing in the Georgia game ... played one of his finest games in the Gator Bowl, knocking down four North Carolina State passes, including one in the end zone. **1991-** Transferred from Orange Coast (Long Beach, Calif.) College and played in every game, including four starts, and amassed 42 tackles (30 solos), with half a sack, two drops behind the line of scrimmage, four interceptions and a pass deflection ... credited with four tackles in his first game as a Gator, a 59-21 trouncing of San Jose State ... picked off his first pass in a 35-0 blowout of Alabama ... had a career-high nine tackles, including seven solo hits, against Tennessee ... closed out the season with four tackles and a 41-yard interception return in a 14-9 victory over cross-state rival Florida State. Junior College: Two-time all-conference and All-California Junior College selection ... juco All-American in 1990 with 68 tackles and an average of 37.0 yards per kick return ... had five kickoff returns for over 50 yards and returned an interception 98 yards for a touchdown ... returned three kicks of 91, 92 and 98 yards for scores as a freshman.


Personal: Single ... majored in Community Health at Florida ... lettered in football and track at Jordan (Long Beach, Calif.) High ... favorite actor is Arnold Schwarzenegger ... sports idol was Lester Hayes ... born Lawrence Alexander Hatch on May 22, 1971.

HATCH'S COLLEGIATE DEFENSIVE STATISTICS

WARRIOR'S SEASON 1991-1992 DEFENSIVE STATISTICS								
Year	G	Tackles			Intercep	Fum-	Fum-	Pass
		Total	Solo	Assits		Rec	For-	Def-
1991	11	42	30	12	4	0	0	1
1992	11	12	10	2	1	0	1	1
Totals	22	54	40	14	5	0	1	2

TROY BROWN

Wide Receiver
5' 9" / 195 lbs.
Marshall
Born: 7/2/71
Round 8 (#198)

**6**

College: Selected in the eighth round of the 1993 NFL draft (198th overall) ... sensational all-around player at Marshall and considered the most dangerous scoring threat in all I-AA football over the last two seasons ... averaged a touchdown every eight times he touched the ball during his two seasons with Marshall ... tied the NCAA record for the most touchdowns on kick returns in a single season with four and became the NCAA's all-time leader in kickoff return average with a regular season net of 29.69 yards per return (32 for 950 yards) ... ranks eighth all-time for all-purpose yardage, averaging 148.3 yards per game ... set two Southern Conference records as a junior, one with 322 all-purpose yards against V.M.I. and the other for the longest pass reception for a touchdown. **1992-** Enjoyed a banner season, capped with a plethora of honors ... named Associated Press first team All-America, first team all-conference, as voted by both the coaches and the media, and second team all conference honors as a kick returner ... finished the season with 101 receptions for 1,654 yards and 16 touchdowns, added 158 yards and two touchdowns rushing, returned 20 punts for a 10-yard average and 27 kickoffs for a 23.3-yard average ... also saw action as a defensive back, recording nine tackles and picking one pass. **1991-** Transferred from Lees-McRae Junior College ... earned All-America honors as a kick returner by The Sports Network ... scored 12 touchdowns while handling the ball 90 times, a score for every 7.5 times he touched the ball ... scored five touchdowns on plays of 86 yards or longer ... caught 38 passes for 822 yards (21.6 avg.) and eight touchdowns as a junior, averaging 122 all-purpose yards per game ... caught seven passes for 248 yards (35.4 avg.) against V.M.I. ... set a Marshall record with 31 punt returns for 421 yards (13.6 avg.) and one score ... returned 15 kickoffs for 575 yards (38.3 avg.) and three touchdowns.

Personal: Single ... majored in Computer Science at Marshall ... attended Blackville-Hilda (Blackville, S.C.) High where he lettered in football and track ... played on state championship team, finishing 14-1 in 1988 ... caught 46 passes for 707 yards and 10 touchdowns as a prep ... born Troy Fitzgerald Brown on July 2, 1971 in Blackville, S.C.

BROWN'S COLLEGIATE OFFENSIVE STATISTICS

Year	G	RECEIVING					RUSHING				
		No.	Yds.	Avg.	LG	TD	No.	Yds.	Avg.	LG	TD
1991	15	38	822	21.6	99t	8	6	21	3.5	35	0
1992	15	101	1654	16.4	53t	16	12	158	13.2	63t	2
Totals	30	139	2476	17.8	99t	24	18	179	9.9	63t	2

BROWN'S COLLEGIATE RETURN STATISTICS

Year	G	KICKOFF RETURNS					PUNT RETURNS				
		No	Yds	Avg	LG	TD	No	Yds	Avg	LG	TD
1991	15	15	575	38.3	94t	3	31	421	13.6	86t	1
1992	15	27	629	23.3	85	0	20	200	10.0	71t	1
Totals	30	42	1204	28.7	94t	3	51	621	12.2	86t	2

1993 FREE AGENTS

Arnold Ale, LB, UCLA 6-2, 230

Signed with Patriots on April 30...three year starter at UCLA...missed final seven games of senior year with a broken right leg...All-Pac 10 second team junior year with 53 tackles (41 solo) with five sacks and six stops for losses...finished college career with 121 tackles (80 solo)...transferred after playing in every game as a freshman at Notre Dame...born on June 17, 1970 in San Pedro, California.

Chris Armstrong, WR, Fayetteville State 6-1, 205

Signed with the Patriots on March 26...originally signed as a free agent in 1991 with the Edmonton Eskimos of the CFL...caught 54 passes for 1,114 yards and 11 TD's...finished '92 season with the Ottawa Roughriders, playing two games and catching two passes for 24 yards...born August 26, 1967 in Fayetteville, North Carolina.

Keith Ballard, OL, Minnesota 6-3, 298

Signed with the Patriots on April 30...three-year starter at Minnesota...started 20 of final 22 games...All Big-Ten Conference second team selection by NFL Draft report...started all senior year at left tackle, grading 82% for blocking consistency...moved from defensive tackle to offensive linemen freshman year...All-City and All-Area selection at Henry Ford (Detroit, MI) High...born December 26, 1970 in Detroit, Michigan.

Matt Bomba, DL, Indiana 6-5, 275

Signed with Patriots on April 30...saw limited action during senior year due to knee injury...earned three letters after joining the team as a walk-on his freshman year...finished career with 64 tackles (50 solo)...his father was an All-America end at Indiana (1954-56) and is presently the Indiana basketball team physician...born May 22, 1968 in Bloomington, Indiana.

Tunji Bolden, LB, Texas Christian 6-1, 247

Signed with Patriots on April 30...All-America honorable mention and All-Southwest Conference second team selection by the NFL Draft Report...four-year letter winner, finishing his college career with 187 total tackles (120 solo)...accumulated 15.5 sacks and 28 tackles for losses (168 yds lost)...graduated in May 1992 with a degree in history and spent 1992 semester working on his masters...born October 31, 1970 in Ann Arbor, Michigan.

Ray Crittenden, WR, Virginia Tech 6-0, 188

Signed by the Patriots on May 20...played collegiately for two years, 1991 and 1992...during '92 campaign had nine receptions for 113 yards and also returned seven kickoffs for 139 yards (second on team with 19.9 average)...played in only one game in '91...three-year starter for Tech soccer team and holds school records for goals (15) and points (34) in a season...born March 1, 1970 in Washington D.C.

Corey Croom, RB, Ball State 5-11, 212

Signed with the Patriots on April 30...four-year letter winner who rushed for 2,210 yards on 591 carries during his last two years while catching 61 passes for 371 yards...two-year All-Mid American Conference first team...led high school team to the U.P.I. Ohio State Championship, rushing for 1,400 yards on 200 carries and scoring 28 touchdowns...born May 22, 1971 in Sandusky, Ohio.

Reggie Dwight, TE, Troy State 6-3 285

Signed by the Patriots on March 3...was a 1992 eighth round pick of the Atlanta Falcons and spent the season on their practice squad...named a second team All-America by The Poor Man's Guide to the NFL Draft senior year...a bone crushing blocker...transferred to Troy after playing at Itawambe Junior College in Fulton, Mississippi...born April 4, 1970 in Cordele, Georgia.

Eric Gallon, RB, Kansas State 5-11, 201

Signed with the Patriots on April 30...All-Big Eight Conference selection in 1991 and 92 by the NFL Draft Report...team Co-captain...senior year rushed for 705 yards on 178 carries after making a comeback from off-season reconstructive right knee surgery...rushed for the fourth highest season total (1,102 yards) in school history during junior year...born November 23, 1970 in Lakeland, Florida.

Don Gibson, NT, USC 6-3, 275

Signed with the Patriots on March 12...originally drafted by the Denver Broncos in the ninth round of the '91 draft and spent the season on their practice squad...invited to the Broncos training camp in '92 but was released during camp...All-America honorable mention by Football News & The Poor Man's Guide to the NFL Draft...first team Pac Ten...team captain...played in three Rose Bowls with USC...born March 4, 1968 in Atlanta, Georgia.

Reginald "Bo" Gilliard, WR, Praire View A&M 5-11, 180

Signed by the Patriots on April 30...1992 and 91 All-America third team and All-South Western Athletic Conference first team selection...led SWAC with 68 catches for 649 yards his junior year, finished tied for third senior year with 48 catches for 788 yards...set Praire View single season records for catches (68) and yards (788) and single game records of catches (14) and yards (208)...born July 10, 1971 in Houston, Texas.

Mike Gisler, OL, Houston 6-4, 300

Signed with the Patriots on March 3...spent 1992 season on the practice squad of the Houston Oilers...was drafted in the 11th round in 1992 by the New Orleans Saints and was released during training camp...All-Southwest Conference choice as senior...second team pick as junior and sophomore...versatile lineman, played both tackle and guard during his college career...born August 26, 1969 in Runge, Texas.

Frank Godfrey, OL, LSU 6-2, 266

Signed by the Patriots on April 30...four-year letter winner...steady reliable player who was also teams deep snapper for four years...played in 42 out of a possible 44 games throughout his college career...during first two seasons was back-up to former Patriots free agent, Blake Miller...born February 25, 1970.

Al Golden, TE, Penn State 6-3, 240

Signed by the Patriots on April 1...was signed as a free agent before the 1992 season and spent the year on the practice squad...two-year letterman at Penn State and finished college career with 17 receptions for 231 yards and two touchdowns...used primarily as a blocker for the Nittany Lions...selected offensive co-captain before senior season...was slowed his senior year by a hand injury...attended Red Bank (N.J.)

Catholic High...Born July 4, 1969 in Red Bank, New Jersey.

Ronnie Harris, WR, Oregon 5-10, 170

Signed by the Patriots on April 30...two sport star at Oregon, grabbing 55 passes for 933 yards in the fall and running sprints during the spring for the track team...finished college career with 88 catches for 1,370 yards...All State high school player, started at wide receiver and free safety as well as being the teams' kicker and kick returner...born June 4, 1970 on Granada Hills, California.

Wayne Hawkins, WR, Southwest State (Minn.) 5-10, 176

Signed by the Patriots on March 12...originally a seventh round draft pick of the Patriots in 1992...spent last season on the club's practice squad...is Southwest State's all-time record-holder with 248 receptions for 2,992 yards...earned All-America first team honors from The Poor Man's Guide to the NFL Draft and College Football Preview after senior season...set an NAIA Division I record with 126 catches for 1,515 yards and 18 touchdowns in senior season...attended Columbia Heights (Minn.) High...born August 13, 1969 in Dallas, Texas.

Wade Hopkins, WR, Southwest Baptist University 6-2, 195

Signed with the Patriots on March 12...signed as a free agent with the Houston Oilers in '92, but was released during camp...finished three-year college career at SB as the school's all time record holder in receptions (116) and yards (1,972)...senior year caught 46 passes for a school record 907 yards...as a sophomore was second in conference with 51 catches for 827 yards...born August 23, 1968 in San Antonio, Texas.

Burnie Leggette, FB, Michigan 6-0, 243

Signed with the Patriots on April 30...three-year letter winner...All-America honorable mention and All Big Ten conference first team preseason selection by the NFL Draft Report...hampered during senior season by an injury to right thumb suffered during spring drills...rated best blocker among the league's running backs by The Poor Man's Guide to the NFL Draft...served primarily as a blocker, averaging 4.6 yards per carry during his college career...born December 5, 1970 in Colorado Springs, Colorado.

Venon Lewis, DB, Pittsburgh 5-10, 192

Signed with the Patriots on April 30...listed as most underrated player in the country at his position by The Poor Man's Guide to the NFL Draft...All-America third team and All-Big East Conference first team preseason by the NFL Draft Report...timed at 4.35 in the 40 yard dash...has tremendous field instincts and is known for his hard hitting...born October 27, 1970 in Houston, Texas.

Lance Olberding, OL, No College 6-7, 310

Signed with the Patriots on March 5...drafted in the seventh round of the '92 draft by the Cincinnati Bengals but was released during training camp...Super Sleeper Team and All-America Dream Team selection by The Poor Man's Guide to the NFL Draft...played for the Randolph (Mass.) Oilers...started every game at left tackle as team finished 11-2...born March 1, 1971 in Rochester, Minnesota.

Chris Perez, OL, Kansas 6-6, 305

Signed with the Patriots on March 5...drafted in the fifth round (124th player taken) of the 1992 draft by the Dolphins and was released during

training camp...four-year starter in college...third team All-America and first team Big Eight as a senior...started all season at left tackle and graded at 86% for blocking consistency...earned honorable mention All-America as a junior...honorable mention Big Eight as a sophomore...born June 21, 1969 in Park Ridge, Illinois.

Eddie Sutter, LB, Northwestern 6-3, 240

Signed with the Patriots on February 22...spent the 1992 season on the Cleveland Browns practice squad...signed as a free agent with the Minnesota Vikings in 1992 but was released during training camp...four-year starter...named Associated Press second team All-Big Ten in 1991...named Associated Press Big Ten freshman of the year in 1988...USA Today second team All-America at Richwood (Ill.) High...born October 3, 1969 in Peoria, Illinois.

Clinton "Pumpy" Tudors, P, Tenn-Chattanooga 5-7, 203

Signed with the Patriots on April 30...drafted in the 11th round of the '92 draft by the Philadelphia Eagles but was released during training camp...ranked second in the nation in Division 1AA in 1991 with a 45.5 yard gross average on 53 punts...selected to 1991 Kodak All-American team...given nickname "Pumpy" by his older brother Quinton, who upon getting his first look at the three day old Clinton, said his head resembled the family's Halloween pumpkin...born November 3, 1969 in Jasper, Tennessee.

Scott Van Bellinger, LB, Northern Illinois 6-5, 245

Signed with the Patriots on March 26...signed as a free agent with the New York Giants in 1992 and was released during training camp...signed by the British Columbia Lions (CFL) and spent the '92 season on their practice squad...earned four letters...was defensive MVP his senior year...started college career at defensive end and was moved to linebacker during his junior year...finished his college career with 151 tackles, 11 sacks and 30 tackles for losses...born May 26, 1969 in Green Bay, Wisconsin.

Tom Vincent, OL, Vanderbilt 6-4, 278

Signed with the Patriots on April 30...during college career saw action at both offense and defense...on defensive side played at nose guard and defensive end and offensively played tackle...limited action senior year because of leg injury...earned four letters...born March 25, 1970 in Warren County, Kentucky.

1992 SEASON REVIEW

(Preseason Results)

<u>Date</u>	<u>Opponent</u>	<u>Site</u>	<u>Score</u>	<u>W/L</u>	<u>Att.</u>
8-08 (Sa)	Indianapolis Colts	Hoosier Dome	14-34	L	42,786
8-14 (Fr)	San Diego Chargers	Foxboro Stadium	10-20	L	18,626
8-22 (Su)	Detroit Lions	Silverdome	09-42	L	53,682
8-29 (Su)	Green Bay Packers	Milwaukee County Stad.	24-10	W	47,152

OVERALL PRESEASON RECORD: 1-3 (Home: 0-1; Away: 1-2)

(Regular Season Results)

<u>Date</u>	<u>Opponent</u>	<u>Site</u>	<u>Score</u>	<u>W/L</u>	<u>Att.</u>
9-06 (Su)	BYE				
9-13 (Su)	Los Angeles Rams	Anaheim Stadium	0-14	L	40,402
9-20 (Su)	Seattle Seahawks	Foxboro Stadium	6-10	L	42,327
9-27 (Su)	Buffalo Bills	Foxboro Stadium	7-41	L	52,527
10-04 (Su)	New York Jets	Giants Stadium	21-30	L	60,180
10-11 (Su)	San Francisco 49ers	Foxboro Stadium	12-24	L	54,126
10-18 (Su)	Miami Dolphins ##	Joe Robbie Stadium	17-38	L	57,282
10-25 (Su)	Cleveland Browns	Foxboro Stadium	17-19	L	32,219
11-01 (Su)	Buffalo Bills	Rich Stadium	7-16	L	78,268
11-08 (Su)	New Orleans Saints	Foxboro Stadium	14-31	L	45,413
11-15 (Su)	Indianapolis Colts	Hoosier Dome	*37-34	W	42,631
11-22 (Su)	New York Jets	Foxboro Stadium	24-03	W	27,642
11-29 (Su)	Atlanta Falcons	Georgia Dome	0-34	L	54,494
12-06 (Su)	Indianapolis Colts	Foxboro Stadium	0-06	L	19,429
12-13 (Su)	Kansas City Chiefs	Arrowhead Stadium	20-27	L	52,208
12-20 (Su)	Cincinnati Bengals	Riverfront Stadium	10-20	L	45,355
12-27 (Su)	Miami Dolphins	Foxboro Stadium	*13-16	L	34,726

Originally scheduled for September 6 but was postponed as a result of Hurricane Andrew damage in South Florida.

* Overtime

OVERALL REGULAR SEASON RECORD: 2-14 (5th in AFC East)

Home: 1-7 / Away: 1-7 / AFC East: 2-6 / AFC Central: 0-2 / AFC

West: 0-2 / NFC West: 0-4

1992 Attendance Summary

	<u>Distributed</u>	<u>Unused</u>	<u>Actual</u>	<u>Act. Avg</u>
Preseason Total (4)	178,195	15,949*	108,564*	36,188*
Regular Season Total (16)	887,276	148,047	739,229	46,202
All Games (20)	1,065,471	163,996	847,793	42,389
Home Regular Season (8)	369,864	61,455	308,409	38,551
Home Preseason (1)	27,740	9,144	18,626	18,626
Away Regular Season (8)	517,412	86,592	430,820	53,852
Away Preseason (3)	150,455	6,835*	89,938*	44,969*
Home Total (10)	397,604	70,569	327,035	36,337
Away Total (10)	667,867	93,427*	520,758*	47,342*

* Detroit only counts distributed tickets for home preseason games



1992 GAME-BY-GAME REVIEW

L.A. RAMS 14, NEW ENGLAND 0

September 13, 1992
Anaheim Stadium (Anaheim, Cal.)
Game #1

NEW ENGLAND PATRIOTS (0-0)	0	0	0	0	-	0
LOS ANGELES RAMS (0-1)	0	0	7	7	-	14

TEAM	PERIOD	TIME	PLAY
LA	3	10:18	Gary 1 run (Zendejas kick) - 1-39-1
LA	4	12:52	Gary 9 run (Zendejas kick) - 2-11

NE Rushing: Russell 18-71, Millen 5-40, Stephens 2-4, Vaughn 1-3.

Total: 26-118.

LA Rushing: Gary 19-71, Delpino 8-50. Total: 27-121.

NE Passing: Millen 32-18-145, 0 TD, 4 Int. Total: 32-18-145, 0 TD, 4 Int.

LA Passing: Everett 22-10-130, 0 TD, 0 Int. Total: 22-10-130, 0 TD, 0 Int.

NE Receiving: Fryar 7-71, Timpson 4-51, Russell 4-9, Cook 2-15, Vaughn 1 (-1) Total: 18-145.

LA Receiving: Anderson 2-57, Carter 2-29, Delpino 2-19, Cox 1-16, Chadwick 1-8, Turner 1-1, Gary 1-0. Total: 10-130.

TEAM STATS	NE	LA
First Downs	14	13
3rd Down Efficiency	5/15	2/12
Total Net Yards	227	240
Net Yards Rushing	118	121
Net Yards Passing	109	119
Sacks Allowed/Yards	7/36	1/11
Punts (Number/Avg.)	7/45.4	7/47.9
Penalties/Yards	10/108	5/40
Fumbles/Lost	1/1	1/0
Time of Possession	32:33	27:27

Actual Attendance: 40,402

Tickets Distributed: 44,999

83 Degrees and Sunny

SEATTLE 10, NEW ENGLAND 6

September 20, 1992
Foxboro Stadium
Game #2

SEATTLE SEAHAWKS (0-2)	7	0	3	0		10
NEW ENGLAND PATRIOTS (0-1)	0	0	6	0	-	6

TEAM	PERIOD	TIME	PLAY
SEA	1	9:18	Warren 2 run (Kasay kick) 9-81
PAT	3	7:44	Fryar 36 pass from Milen (kick no good) 8-80
SEA	4	12:02	Kasay 25 FG 11-36

NE Rushing: Russell 18-81, Millen 1-11, Stephens 2-1, Vaughn 1-6. Total: 22-99.

SEA Rushing: Warren 24-122, Williams 8-18, Thomas 2-1, Mayes 1-0, Stouffer 1(-2). Total: 35-140.

NE Passing: Millen 27-17-185, 1 TD, 1Int. Total: 27-17-185, 1TD, 0 Int.

SEA Passing: Stouffer 28-14 116, 0 TD, 0 Int. Total: 28-14-116, 0 TD 0 Int.

NE Receiving: Fryar 6-101, Russell 3-5, McMurtry 2-31, Timpson 2-23, Cook 2-17, Coates 1-6, Turner 1-2. Total: 17-185.

SEA Receiving: Williams 6-39, Jones 4-16, Kane 2-48, Warren 1-7, Green 1-6. Total: 14-116.

TEAM STATS	SEA	NE
First Downs	14	16
3rd Down Efficiency	4/16	4/13
Total Net Yards	250	245
Net Yards Rushing	140	99
Net Yards Passing	110	146

1993 NEW ENGLAND PATRIOTS

Sacks Allowed/Yards	1/6	6/39
Punts (Number/Avg.)	9/46.2	8/41.3
Penalties/Yards	13/97	4/29
Fumbles/Lost	1/0	4/2
Time of Possession	33:41	26:19

Actual Attendance: 42,327
 Tickets Distributed: 46,832
 68 Degrees and Sunny

BUFFALO 41, NEW ENGLAND 7

September 27, 1992

Foxboro Stadium

Game #3

BUFFALO BILLS (3-0)	3	3	21	14		41
NEW ENGLAND PATRIOTS (0-2)	0	0	0	7	-	7

TEAM	PERIOD	TIME	PLAY
BUF	1	2:06	Christie 42 FG - 15-72
BUF	2	1:54	Christie 30 FG - 6-63
BUF	3	11:05	Lofton 29 pass from Kelly (Christie kick) - 8/84
BUF	3	6:04	Thomas 1 run (Christie kick) - 6/68
BUF	3	2:47	Reed 45 pass from Kelly (Christie kick) - 5/75
BUF	4	13:47	Lofton 22 pass from Kelly (Christie kick) - 5/41
BUF	4	13:03	Lodish 18 fumble return (Christie kick) - 0/0
NE	4	8:41	Cook 4 pass from Millen (Baumann kick) - 11/80

NE Rushing: Russell 18-59, Millen 5-13, Vaughn 1-0, Stephens 1-(-3). Total: 25-69.

BUF Rushing: Thomas 18-120, Davis 10-39, Gardner 5-17, Reich 4-(-4), Fuller 2-9, Kelly 1-1. Total: 40-182.

NE Passing: Millen 33-24-202, 1 TD, 1 Int. Total: 33-24-202, 1TD, 1 Int.

BUF Passing: Kelly 20-15-308, 3 TDs, 0 Int. Total 20-15-308, 3 TDs, 0 Int.

NE Receiving: McMurtry 7-69, Cook 7-60, Coates 4-31, Fryar 3-29, Stephens 1-9, Timpson 1-7 Russell 1-(-3). Totals: 24-202.

BUF Receiving: Reed 9-168, Lofton 4-113, Thomas 2-27. Total: 15-308.

TEAM STATS	BUF	NE
First Downs	23	16
3rd Down Efficiency	5/10	6/13
Total Net Yards	490	265
Net Yards Rushing	182	69
Net Yards Passing	308	196
Sacks Allowed/Yards	0/0	1/6
Punts (Number/Avg.)	1/39.0	4/43.5
Penalties/Yards	6/43	11/75
Fumbles/Lost	2/1	2/2
Time of Possession	30:01	29:59

Actual Attendance: 52,527
 Tickets Distributed: 60,290
 72 Degrees and Cloudy

NEW YORK JETS 30, NEW ENGLAND 21

October 4, 1992

Giants Stadium (East Rutherford, N.J.)

Game #4

NEW ENGLAND PATRIOTS (0-3)	0	0	7	14		21
NEW YORK JETS (0-4)	3	14	0	13		30

TEAM	PERIOD	TIME	PLAY
NY	1	3:17	Blanchard 37 FG - 6/17
NY	2	8:19	Baxter 2 run (Blanchard kick) 13-81
NY	2	0:31	Mathis 7 pass from Nagle (Blanchard kick) 5/23
NE	3	8:18	Fryar 20 pass from Millen (Baumann kick) 5/70
NY	4	14:52	Blanchard 40 FG - 16/65
NY	4	12:45	Blanchard 47 FG - 4/9

1993 NEW ENGLAND PATRIOTS

NE	4	9:02	Fryar 38 pass from Millen (Baumann kick) 9-62
NY	4	4:00	Moore 19 pass from Nagle (Blanchard kick) 7-69
NE	4	1:28	Cook 3 pass from Millen (Baumann kick) - 10/60

NE Rushing: Russell 9-15, Millen 4-37, Vaughn 2-15, Fryar 0-8. Total: 15-75.

NY Rushing: Thomas 13-71, Baxter 10-20, McNeil 6-23, Nagle 3-3. Total: 32-117

NE Passing: Millen 33-23-259, 3 TDs, 2 Int. Total: 33-23-259, 3 TDs, 2 Int.

NE Passing: Nagle 33-20-195, 2 TDs, 1 Int. Total: 33-20-195, 2 TDs, 1 Int.

NE Receiving: Fryar 8-165, Cook 6-35, Coates 3-23, Stephens 2-23, Russell 2-6, McMurtry 1-6, Turner 1-1. Total: 23-259.

HOU Receiving: Moore 6-58, Toon 5-36, Burkett 3-34, Mathis 2-30, McNeil 1-12, Boyer 1-9, Baxter 1-8, Thomas 1-8. Total: 20-195.

TEAM STATS	NE	NY
First Downs	14	20
3rd Down Efficiency	6/13	6/13
Total Net Yards	282	312
Net Yards Rushing	75	117
Net Yards Passing	207	195
Sacks Allowed/Yards	7/52	0/0
Punts (Number/Avg.)	4/42.0	3/45.3
Penalties/Yards	3/30	5/15
Fumbles/Lost	4/1	1/1
Time of Possession	26:10	33:50

Actual Attendance: 60,180

Tickets Distributed: 76,891

56 Degrees and Clear

SAN FRANCISCO 24, NEW ENGLAND 12
October 11, 1992
Foxboro Stadium
Game #5

SAN FRANCISCO 49ERS (4-1)	0	10	0	14	-	24
NEW ENGLAND PATRIOTS (0-4)	0	3	9	0	-	12

TEAM	PERIOD	TIME	PLAY
SF	2	11:48	Rice 32 pass from Young (Cofer kick) - 5/86
SF	2	6:37	Cofer 36 FG - 8/48
NE	2	1:46	Baumann 24 FG - 7/21
NE	3	10:57	Baumann 44 FG - 4/5
NE	3	4:56	Coates 11 pass from Millen (kick no good) - 5/40
SF	4	8:52	Watters 2 pass from Young (Cofer kick) - 8/75
SF	4	2:31	Watters 1 run (Cofer kick) - 8/41

NE Rushing: Stephens 16-49, Vaughn 9-11, Millen 1-6, Gash 1-4. Total: 27-70.

SF Rushing: Watters 19-104, Young 9-69, Wilmsmeyer 1-10. Total: 29-183.

NE Passing: Millen 34-20-181, 1 TD, 2 Int. Total: 34-20-181, 1 TD, 2 Int.

SF Passing: Young 27-19-234, 2 TDs, 1 Int., Watters 1-0-0, 0 TDs, 0 Int. Total: 28-19-234, 2 TD, 1 Int.

NE Receiving: McMurtry 7-84, Coates 5-45, Vaughn 3-2, Fryar 2-31, Stephens 2-5, Timpson 1-14. Total: 20-181.

SF Receiving: Watters 8-84, Rathman 5-37, Rice 3-60, Jones 2-34, Turner 1-19. Total: 19-234.

TEAM STATS	SF	NE
First Downs	24	17
3rd Down Efficiency	3/8	5/13
Total Net Yards	411	227
Net Yards Rushing	183	70
Net Yards Passing	228	157
Sacks Allowed/Yards	2/6	4/24
Punts (Number/Avg.)	2/35.0	6/42.0
Penalties/Yards	8/62	6/65
Fumbles/Lost	3/2	1/1
Time of Possession	29:41	30:19

Actual Attendance: 54,126

Tickets Distributed: 60,290

61 Degrees and Light Rain

1993 NEW ENGLAND PATRIOTS

MIAMI 30, NEW ENGLAND 17 October 18, 1992 Joe Robbie Stadium (Miami, Fla.) Game #6

NEW ENGLAND PATRIOTS (0-5)	10	0	0	7	-	17
MIAMI DOLPHINS (5-0)	0	17	21	0	-	38

TEAM	PERIOD	TIME	PLAY
NE	1	13:02	Baumann 19 FG - 4/7
NE	1	0:00	Fryar 54 pass from Hodson (Baumann kick) - 7/93
MIA	2	10:18	Clayton 44 pass from Marino (Stoyanovich kick) 9/80
MIA	2	5:05	Stoyanovich 34 FG - 4/9
MIA	2	0:49	Jackson 6 pass from Marino (Stoyanovich kick) - 9/72
MIA	3	13:37	Duper 43 pass from Marino (Stoyanovich kick) - 1/43
MIA	3	8:08	Jackson 11 pass from Marino (Stoyanovich kick) 6/65
MIA	3	0:47	Higgs 3 run (Stoyanovich kick) - 9/55
NE	4	6:32	Timpson 14 pass from Hodson (Baumann kick) - 6/29

NE Rushing: Russell 6-10, Vaughn 7-7, Stephens 1-6, Hodson 3-5, McCarthy 1- (-10). Total: 18-18.

MIA Rushing: Higgs 18-63, Marino 1-12, Humphrey 2-7, Saxon 2-7, Mitchell 4-5, Paige 2-4. Total: 29-98.

NE Passing: Hodson 43-25-267, 2 TDs, 0 Int. Total: 43-25-267, 2 TDs, 0 Int.

MIA Passing: Marino 30-21-294, 4 TDs, 1 Int., Mitchell 2-0-0, 0 TDs, 0 Int. Total: 32-21-294, 4 TDs, 1 Int.

NE Receiving: Timpson 6-74, Fryar 5-87, Stephens 4-18, McMurtry 3-35, Cook 2-23, Stanley 1-15, Turner 1-13, Coates 1-6, Vaughn 1-2, Hodson 1-(-6). Total: 25-267.

MIA Receiving: Humphrey 5-57, Jackson 4-70, Paige 4-42, Duper 3-55, Clayton 3-55, Higgs 2-15. Total: 21-294.

TEAM STATS	NE	MIA
First Downs	15	21
3rd Down Efficiency	4/15	7/13
Total Net Yards	273	387
Net Yards Rushing	18	98
Net Yards Passing	255	289
Sacks Allowed/Yards	2/12	1/5
Punts (Number/Avg.)	7/45.4	3/39.0
Penalties/Yards	7/43	3/20
Fumbles/Lost	1/1	3/1
Time of Possession	28:25	31:35

Actual Attendance: 57,282

Tickets Distributed: 61,120

86 Degrees and Partly Cloudy

CLEVELAND 19, NEW ENGLAND 17 October 25, 1992 Foxboro Stadium Game #7

CLEVELAND BROWNS (3-3)	6	3	0	10	-	19
NEW ENGLAND PATRIOTS (0-6)	0	7	10	0	-	17

TEAM	PERIOD	TIME	PLAY
CLE	1	13:15	Stover 29 FG - 5/44
CLE	1	4:37	Stover 28 FG - 13/60
CLE	2	12:51	Stover 21 FG - 11/66
NE	2	0:35	Turner 19 pas from Millen (Baumann kick) - 10/52
NE	3	5:15	Coates 22 pass from Millen (Baumann kick) - 5/80
NE	3	2:36	Baumann 30 FG - 4/-1
CLE	4	12:33	Stover 32 FG - 4/4
CLE	4	0:31	Galbraith 6 pass from Tomczak (Stover kick) - 8/40

NE Rushing: Vaughn 3-34, Stephens 5-29, Russell 8-9, Turner 2-5. Total: 18-77.

CLE Rushing: Vardell 17-80, Mack 16-38, Metcalf 1-3, Tomczak 2-2. Total: 36-123.

NE Passing: Millen 33-17-194, 2 TDs, 0 Int. Total: 33-17-194, 2 TDs, 0 Int.

CLE Passing: Tomczak 29-14-186, 1 TD, 0 Int. Total: 29-14-186, 1 TD, 0 Int.

1 9 9 3 N E W E N G L A N D P A T R I O T S

NE Receiving: Cook 7-39, Timpson 3-41, Coates 3-35, Stanley 2-48, Turner 2-31. Total: 17-194.

CLE Receiving: Jackson 3-30, Metcalf 3-29, Tillman 2-71, Collins 2-20, Bavaro 1-15, Hoard 1-11, Galbraith 1-6, Mack 1-4. Total: 14-186.

TEAM STATS	CLE	NE
First Downs	18	14
3rd Down Efficiency	4/16	5/14
Total Net Yards	288	253
Net Yards Rushing	123	77
Net Yards Passing	165	176
Sacks Allowed/Yards	2/21	5/18
Punts (Number/Avg.)	5/35.4	5/41.6
Penalties/Yards	8/50	5/56
Fumbles/Lost	1/0	4/4
Time of Possession	34:45	25:15

Actual Attendance: 32,219

Tickets Distributed: 40,409

48 Degrees and Cloudy

BUFFALO 16, NEW ENGLAND 7
November 1, 1992
Rich Stadium (Orchard Park, N.Y.)
Game #8

NEW ENGLAND PATRIOTS (0-7)	0	7	0	0	-	7
BUFFALO BILLS (5-2)	0	0	9	7	-	16

TEAM	PERIOD	TIME	PLAY
NE	2	1:23	Brown 25 fumble return (Baumann kick)
BUF	3	4:22	Metzelaars 3 pass from Kelly (Christie kick) - 13/74
BUF	3	2:34	Hale tackles McCarthy for safety
BUF	4	5:05	Lofton 13 pass from Kelly (Christie kick) - 10/73

NE Rushing: Russell 15-40, Vaughn 5-15, Stephens 2-9, Hodson 2-6, McCarthy 1-0, Turner 1-(-1). Total: 26-69.

BUF Rushing: Davis 16-41, Thomas 12-29, Gardner 2-10, Kelly 4-9. Total: 34-89.

NE Passing: Hodson 26-17-171, 0 TD, 1 Int. Total: 26-17-171, 0 TD, 1 Int.

BUF Passing: Kelly 33-22-205, 2 TDs, 2 Int. Total: 33-22-205, 2 TDs, 2 Int.

NE Receiving: Cook 6-57, McMurtry 4-36, Fryar 2-37, Timpson 2-18, Stephens 2-16, Russell 1-7. Total: 17-171.

BUF Receiving: Davis 6-44, Thomas 5-45, Lofton 4-51, Metzelaars 3-17, Beebe 2-26, Reed 2-22. Total: 22-205.

TEAM STATS	NE	BUF
First Downs	14	20
3rd Down Efficiency	5/13	5/12
Total Net Yards	196	288
Net Yards Rushing	69	89
Net Yards Passing	127	199
Sacks Allowed/Yards	5/44	2/6
Punts (Number/Avg.)	5/34.0	5/37.2
Penalties/Yards	9/66	5/35
Fumbles/Lost	4/2	2/1
Time of Possession	29:54	30:06

Actual Attendance: 78,268

Tickets Distributed: 80,179

45 Degrees and Sunny

NEW ORLEANS 31, NEW ENGLAND 14
November 8, 1992
Foxboro Stadium
Game #9

NEW ORLEANS SAINTS (6-2)	14	7	7	3	-	31
NEW ENGLAND PATRIOTS (0-8)	0	7	0	7	-	14

TEAM	PERIOD	TIME	PLAY
NO	1	4:59	Early 9 pass from Hebert (Andersen kick) - 3/11

1993 NEW ENGLAND PATRIOTS

NO	1	0:00	Early 39 pass from Hebert (Andersen kick) - 5/64
NE	2	13:12	Russell 8 run (Baumann kick) - 1/8
NO	2	3:27	Hilliard 12 pass from Hebert (Andersen kick) 10/83
NO	3	2:28	Dunbar 1 run (Andersen kick) 4/32
NO	4	11:40	Andersen 46 FG - 7/25
NE	4	10:35	Brown 49 interception return (Baumann kick)

NE Rushing: Russell 10-31, Zolak 4-29, Turner 1-11, Vaughn 2-8, Stephens 1-5. Total: 18-84.

NO Rushing: Dunbar 17-52, Hilliard 11-42, Heyward 8-19, Hebert 1-7, Early 1-7, Barnhardt 1-(-9). Total: 39-118.

NE Passing: Hodson 22-8-58,) TD, 1 Int., Zolak 9-5-20, 0 TD, 2 Int. Total: 31-13-78, 0 TD, 2 Int.

NO Passing: Hebert 26-14-198, 3 TDs, 1 Int. Total: 26-14-198, 3 TDs, 1 Int.

NE Receiving: Fryar 4-39, Cook 4-13, McMurtry 3-12, Vaughn 1-7, Coates 1-7. Total: 13-78.

NO Receiving: Hilliard 4-51, Early 3-62, Martin 3-54, Dunbar 2-16, Small 1-9, Brenner 1-6. Total: 14-198.

TEAM STATS

	NO	NE
First Downs	17	6
3rd Down Efficiency	6/17	2/14
Total Net Yards	316	122
Net Yards Rushing	118	84
Net Yards Passing	198	38
Sacks Allowed/Yards	0/0	5/40
Punts (Number/Avg.)	8/42.1	11/35.9
Penalties/Yards	3/20	5/47
Fumbles/Lost	3/1	3/2
Time of Possession	35:41	24:19

Actual Attendance: 45,413

Tickets Distributed: 53,256

39 Degrees and Sunny

NEW ENGLAND 37, INDIANAPOLIS 34 (OT)

November 15, 1992

Hoosier Dome (Indianapolis, Ind.)

Game #10

NEW ENGLAND PATRIOTS (0-9)	14	7	0	13	3	37
INDIANAPOLIS COLTS (4-5)	14	7	3	10	0	34

TEAM	PERIOD	TIME	PLAY
IND	1	12:42	Verdin 53 punt return (Biasucci kick)
NE	1	10:55	Pool 41 interception return (Baumann kick)
IND	1	5:19	Culver 1 pass from George (Biasucci kick) - 4/30
NE	1	0:28	Coates 2 pass from Zolak (Baumann kick) - 9/76
IND	2	0:58	Cash 23 pass from George (Biasucci kick) - 7/85
NE	2	0:12	McMurtry 65 pass from Zolak (Baumann kick) - 3/67
IND	3	10:29	Biasucci 48 FG - 10/59
IND	4	14:57	Culver 1 run (Biasucci kick) - 7/87
NE	4	11:26	Singleton 82 interception return (Baumann kick)
NE	4	8:48	Baumann 36 FG - 4/4
IND	4	6:08	Biasucci 33 FG - 6/45
NE	4	0:02	Baumann 44 FG - 10/67
NE	OT	11:35	Baumann 18 FG - 4/28

NE Rushing: Vaughn 16-88, Stephens 9-34, Turner 4-15, Zolak 3-6, McMurtry 1-1. Total: 33-144.

IND Rushing: Johnson 20-77, Culver 4-10, Clark 1-1, George 2-(-1). Total: 27/87

NE Passing: Zolak 29-20-261, 2 TDs, 1 Int. Total: 29-20-261, 2 TDs, 1 Int.

IND Passing: George 35-18-330, 2 TDs, 3 Int. Total: 35-18-330, 2 TDs, 3 Int.

NE Receiving: Fryar 5-65, Stephens 4-13, Timpson 3-54, Cook 3-31, Vaughn 2-32, McMurtry 1-65, Coates 1-2, Turner 1-(-1). Total: 20-261.

IND Receiving: Johnson 7-163, Langhorne 4-79, Brooks 3-47, Cash 1-23, Hester 1-11, Carthon 1-6, Culver 1-1. Total: 18-330

TEAM STATS

	NE	IND
First Downs	18	26
3rd Down Efficiency	6/15	4/12
Total Net Yards	370	417

1993 NEW ENGLAND PATRIOTS

Net Yards Rushing	144	87
Net Yards Passing	226	330
Sacks Allowed/Yards	4/35	0/0
Punts (Number/Avg.)	6/48.7	2/47.5
Penalties/Yards	11/104	5/40
Fumbles/Lost	2/1	2/1
Time of Possession	34:50	26:35

Actual Attendance: 42,631
 Tickets Distributed: 47,838
 Dome

NEW ENGLAND 24, NEW YORK JETS 3 November 22, 1992 Foxboro Stadium Game #11

NEW YORK JETS (3-7)	0	3	0	0	-	3
NEW ENGLAND PATRIOTS (1-9)	10	14	0	0	-	24

TEAM	PERIOD	TIME	PLAY
NE	1	10:20	Stephens 13 run (Baumann kick) - 7/80
NE	1	0:19	Baumann 32 FG - 10/56
NE	2	7:15	Vaughn 9 run (Baumann kick) - 5-38
NE	2	2:48	Stephens 1 run (Baumann kick) - 6/29
NYJ	2	0:22	Blanchard 27 FG - 12-72

NE Rushing: Vaughn 20-110, Stephens 14-51, Zolak 5-5, McCarthy 1-0, Fryar 1-(-2). Total: 41-164.

NYJ Rushing: Baxter 6-26, Chaffey 5-26, Hector 6-25, Nagle 2-0. Total: 19-77.

NE Passing: Zolak 16-7-102, 0 TD, 0 Int. Total: 16-7-102, 0 TD, 0 Int..

NYJ Passing: Nagle 24-9-77, 0 TD, 2 Int., O'Brien 9-4-38, 0 TD, 0 Int. Total: 33-13-115, 0 TD, 2 Int.

NE Receiving: Cook 2-31, McMurtry 2-17, Vaughn 1-28, Stephens 1-14, Fryar 1-12. Total: 7-102.

NYJ Receiving: Burkett 5-39, McNeil 2-13, Hector 2-13, Boyer 1-18, Chaffey 1-14, Carpenter 1-12, Moore 1-6. Total: 13-115.

TEAM STATS	NYJ	NE
First Downs	11	17
3rd Down Efficiency	3/13	4/13
Total Net Yards	166	260
Net Yards Rushing	77	164
Net Yards Passing	89	96
Sacks Allowed/Yards	4/26	2/6
Punts (Number/Avg.)	5/42.0	5/47.4
Penalties/Yards	8/72	6/87
Fumbles/Lost	1/1	1/1
Time of Possession	26:17	33:43

Actual Attendance: 27,642
 Tickets Distributed: 35,384
 62 Degrees and Rain, Fog

ATLANTA 34, NEW ENGLAND 0 November 29, 1992 Georgia Dome (Atlanta, Ga.) Game #12

NEW ENGLAND PATRIOTS (2-9)	0	0	0	0	-	0
ATLANTA FALCONS (4-7)	14	10	7	3	-	34

TEAM	PERIOD	TIME	PLAY
ATL	1	7:41	Broussard 8 run (Johnson kick) - 8/78
ATL	1	1:00	Hill 10 pass from Tolliver (Johnson kick) - 6/42
ATL	2	11:20	Broussard 18 pass from Tolliver (Johnson kick) 3/18
ATL	2	5:43	Johnson 26 FG - 6/28

1993 NEW ENGLAND PATRIOTS

ATL 3 0:52 Smith 29 run (Johnson kick) - 6/76
 ATL 4 10:12 Johnson 54 FG - 7/14

NE Rushing: Vaughn 16-70, Stephens 2-14, Turner 2-10, Gash 1-(-1), Zolak 1-(-3). Total: 22-90.

ATL Rushing: Smith 10-81, Pegram 8-26, Broussard 8-18, Jones 7-18, Tolliver 1-3, Pritchard 1-(-2), Wilson 3-(-3). Total: 38-141.

NE Passing: Zolak 15-9-58, 0 TD, 2 Int. Total: 15-9-58, 0 TD, 2 Int.

ATL Passing: Tolliver 18-9-107, 2 TDs, 0 Int., Wilson 1-1-14, 0 TD, 0 Int. Total: 19-10-121, 2 TDs, 0 Int.

NE Receiving: Cook 3-14, Fryar 2-17, Vaughn 2-5, McMurtry 1-16, Stephens 1-6. Total: 9-58.

ATL Receiving: Rison 3-26, Hill 2-36, Jones 2-14, Broussard 1-18, Pritchard 1-16, Haynes 1-11. Total: 10-121

TEAM STATS	NE	ATL
First Downs	8	17
3rd Down Efficiency	2/10	8/15
Total Net Yards	105	253
Net Yards Rushing	90	141
Net Yards Passing	15	112
Sacks Allowed/Yards	5/43	1/9
Punts (Number/Avg.)	5/45.0	3/42.0
Penalties/Yards	6/65	3/15
Fumbles/Lost	5/2	1/0
Time of Possession	26:29	33:31

Actual Attendance: 54,494

Tickets Distributed: 69,425

Dome

INDIANAPOLIS 6, NEW ENGLAND 0
 December 6, 1992
 Foxboro Stadium
 Game #13

INDIANAPOLIS COLTS (5-7) 3 3 0 0 - 6
 NEW ENGLAND PATRIOTS (2-10) 0 0 0 0 - 0

TEAM	PERIOD	TIME	PLAY
IND	1	0:00	Biasucci 30 FG - 11/42
IND	2	0:52	Biasucci 48 FG - 6/18

NE Rushing: Russell 11-39, Zolak 2-26, Vaughn 6-3, Coates 1-2, Millen 1-1. Total: 21-71.

IND Rushing: Culver 28-53, Johnson 1-6, Trudeau 5-6. Total: 34-65.

NE Passing: Millen 11-5-37, 0 TD, 0 Int., Zolak 20-6-55, 0 TD, 0 Int. Total: 31-11-92, 0 TD, 0 Int.

IND Passing: Trudeau 35-23-209, 0 TD, 1 Int. Total: 35-23-209, 0 TD, 1 Int.

NE Receiving: Fryar 5-50, Cook 3-22, McMurtry 2-12, Stephens 1-8. Total: 11-92

IND Receiving: Cash 7-65, Culver 5-46, Langhorne 4-39, Brooks 3-23, Arbuckle 3-23, Hester 1-13. Total: 23-209.

TEAM STATS	IND	NE
First Downs	13	9
3rd Down Efficiency	8/19	4/17
Total Net Yards	265	94
Net Yards Rushing	65	71
Net Yards Passing	200	23
Sacks Allowed/Yards	1/9	8/69
Punts (Number/Avg.)	7/36.7	10/36.7
Penalties/Yards	7/65	7/56
Fumbles/Lost	1/1	0/0
Time of Possession	36:54	23:06

Actual Attendance: 19,429

Tickets Distributed: 30,266

32 Degrees and Sunny

1993 NEW ENGLAND PATRIOTS

KANSAS CITY 27, NEW ENGLAND 20 December 13, 1992 Arrowhead Stadium (Kansas City, Mo) Game #14

NEW ENGLAND PATRIOTS (2-11)	13	0	0	7	-	20
KANSAS CITY CHIEFS (8-5)	3	3	7	14	-	27

TEAM	PERIOD	TIME	PLAY
NE	1	14:42	Goad 19 fumble return (Baumann kick)
KC	1	8:06	Lowery 30 FG - 9/19
NE	1	3:45	Russell 3 run (failed PAT) - 2/8
KC	2	11:52	Lowery 26 FG - 7/79
KC	3	5:30	Okoye 1 run (Lowery kick) - 7/79
KC	4	14:38	Mincy 30 fumble return (Lowery kick)
KC	4	10:20	Davis 43 pass from Krieg (Lowery kick) - 4/63
NE	4	7:14	Turner 6 pass from Carlson (Baumann kick) - 6/56

NE Rushing: Russell 10-35, Stephens 9-37, Vaughn 9-23, Zolak 3-8, Carlson 2-6. Total: 33-109.

KC Rushing: Okoye 27-86, Williams 1-2, Krieg 3-(-3). Total: 31-85.

NE Passing: Zolak 10-5-65, 0 TDs, 0 Int., Carlson 8-3-56, 1 TD, 1 Int. Total: 18-8-121, 1 TD, 1 Int.

KC Passing: Krieg 21-10-196, 1 TD, 0 Int. Total: 21-10-196, 1 TD, 0 Int.

NE Receiving: Fryar 2-48, Stephens 2-42, Cook 2-14, Timpson 1-11, Turner 1-6. Total: 8-121.

KC Receiving: Cash 2-20, Jones 1-56, Davis 1-43, Birden 1-24, Barnett 1-14, Anders 1-13, Hayes 1-11, McNair 1-10, Okoye 1-5. Total: 10-196.

TEAM STATS	NE	KC
First Downs	10	14
3rd Down Efficiency	3/13	4/12
Total Net Yards	210	270
Net Yards Rushing	109	85
Net Yards Passing	101	185
Sacks Allowed/Yards	2/20	3/11
Punts (Number/Avg.)	8/40.8	6/41.2
Penalties/Yards	8/45	4/25
Fumbles/Lost	5/3	5/4
Time of Possession	29:37	30:23

Actual Attendance: 52,208

Tickets Distributed: 77,571

Rain

CINCINNATI 20, NEW ENGLAND 10 December 20, 1992 Riverfront Stadium (Cincinnati, Ohio) Game #15

NEW ENGLAND PATRIOTS (2-12)	7	0	0	3	-	10
CINCINNATI BENGALS (4-10)	14	0	3	3	-	20

TEAM	PERIOD	TIME	PLAY
CIN	1	3:50	Green 6 run (Breech kick) - 4/34
CIN	1	3:25	Fenner 1 run (Breech kick) - 2/50
NE	1	3:25	Vaughn 100 kickoff return (Baumann kick)
CIN	3	3:57	Breech 21 FG - 8/59
NE	4	6:51	Baumann 27 FG - 13/77
CIN	4	2:59	Breech 39 FG - 5/33

NE Rushing: Vaughn 14-58, Lockwood 5-39, Carlson 5-15, Stephens 5-2, Gash 1-2. Total: 30-116.

CIN Rushing: Green 31-190, Klingler 1-9, Fenner 5-8, Hollas 4-4. Total: 41-211.

NE Passing: Carlson 20-7-60, 0 TD, 2 Int. Total: 20-7-60, 0 TD, 2 Int.

CIN Passing: Klingler 13-6-61, 0 TD, 0 Int., Hollas 12-7-84, 0 TD, 0 Int., Breech 1-1-12, 0 TD, 0 Int. Total: 26-14-157, 0 TD, 0 Int.

NE Receiving: Cook 2-31, Vaughn 2-9, McMurtry 1-8, Stephens 1-7, Fryar 1-5. Total: 7-60.

CIN Receiving: Thompson 5-68, Rembert 3-35, Pickens 3-18, Holman 2-29, McGee 1-7. Total: 14-157.

1993 NEW ENGLAND PATRIOTS

TEAM STATS

	NE	CIN
First Downs	14	21
3rd Down Efficiency	2/12	3/13
Total Net Yards	176	365
Net Yards Rushing	116	211
Net Yards Passing	60	154
Sacks Allowed/Yards	0/0	1/3
Punts (Number/Avg.)	6/37.8	4/40.8
Penalties/Yards	9/134	5/39
Fumbles/Lost	3/1	1/0
Time of Possession	25:27	34:33

Actual Attendance: 45,355
 Tickets Distributed: 59,389
 32 Degrees and Partly Cloudy

MIAMI DOLPHINS 16, NEW ENGLAND 13 (OT)

December 27, 1992
 Foxboro Stadium
 Game #16

MIAMI DOLPHINS (10-5)	3	0	3	7	3	16
NEW ENGLAND PATRIOTS (2-13)	7	6	0	0	0	13

TEAM	PERIOD	TIME	PLAY
MIA	1	13:48	Stoyanovich 38 FG - 4/-3
NE	1	1:35	Gash 1 run (Baumann kick) - 9/64
NE	2	13:21	Baumann 25 FG - 7/34
NE	2	1:57	Baumann 29 FG - 10/59
MIA	3	8:42	Stoyanovich 23 FG - 12/64
MIA	4	2:53	Humphrey 1 run (Stoyanovich kick) - 9/75
MIA	OT	6:43	Stoyanovich 35 FG - 9/47

NE Rushing: Lockwood 30-123, Stephens 6-39, Carlson 4-11, McMurtry 1-2, Gash 2-2, Vaughn 1-0. Total: 44-177.

MIA Rushing: Humphrey 20-88, Higgs 9-23, Marino 1-3. Total: 30-114.

NE Passing: Carlson 21-8-116, 0 TD, 0 Int., McMurtry 1-0-0, 0 TD, 0 Int. Total: 22-8-116, 0 TD, 0 Int.

MIA Passing: Marino 39-21-217, 0 TD, 1 Int. Total: 39-21-217, 0 TD, 0 Int.

NE Receiving: Timpson 3-22, Fryar 2-34, McMurtry 1-33, Coates 1-16, Cook 1-11. Total: 8-116.

MIA Receiving: Humphrey 7-51, Duper 4-38, Clayton 3-44, Jackson 3-43, Paige 3-30, Martin 1-11. Total: 21-217.

TEAM STATS

	MIA	NE
First Downs	21	17
3rd Down Efficiency	5/14	8/18
Total Net Yards	330	279
Net Yards Rushing	114	177
Net Yards Passing	216	102
Sacks Allowed/Yards	1/1	2/14
Punts (Number/Avg.)	5/26.8	6/34.2
Penalties/Yards	4/35	4/41
Fumbles/Lost	2/1	2/2
Time of Possession	34:18	33:59

Actual Attendance: 34,726
 Tickets Distributed: 43,137
 23 Degrees and Sunny

1992 OFFENSIVE STATISTICS

WON 2, LOST 14

Sept	6		BYE		
Sept	13	L	0-14	at L.A. Rams	40,402
Sept	20	L	6-10	Seattle	42,327
Sept	27	L	7-41	Buffalo	52,527
Oct	4	L	21-30	at N.Y. Jets	60,108
Oct	11	L	12-24	San Francisco	54,126
Oct	18	L	17-38	at Miami	57,282
Oct	25	L	17-19	Cleveland	32,219
Nov	1	L	7-16	at Buffalo	78,268
Nov	8	L	14-31	New Orleans	45,413
Nov	15	W*	37-34	at Indianapolis	42,631
Nov	22	W	24-03	N.Y. Jets	27,642
Nov	29	L	0-34	at Atlanta	54,494
Dec	6	L	0-06	Indianapolis	19,429
Dec	13	L	20-27	at Kansas City	52,208
Dec	20	L	10-20	at Cincinnati	45,355
Dec	27	L*	13-16	Miami	34,726

* Overtime

OverTime

	<u>Patriots</u>	<u>Opponents</u>				
TOTAL FIRST DOWNS	215	292				
Rushing	71	112				
Passing	130	149				
Penalty	14	31				
3rd Down: Made/Att	72/223	77/214				
3rd Down Pct.	32.3	36.0				
4th Down: Made/Att	8/19	6/15				
4th Down Pct.	42.1	40.0				
POSSESSION AVG.	28:28	31:32				
TOTAL NET YARDS	3584	5048				
Avg. Per Game	224.0	315.5				
Total Plays	928	1000				
Avg. Per Play	3.9	5.0				
NET YARDS RUSHING	1550	1951				
Avg. Per Game	96.9	121.9				
Total Rushes	419	521				
NET YARDS PASSING	2034	3097				
Avg. Per Game	127.1	193.6				
Sacked/Yards Lost	65/458	20/114				
Gross Yards	2492	3211				
Att./Completions	444/244	459/258				
Completion Pct.	55.0	56.2				
Had Intercepted	19	14				
PUNTS/AVERAGE	103/40.9	75/40.6				
NET PUNTING AVG.	35.4	35.3				
PENALTIES/YARDS	111/1051	90/673				
FUMBLES/BALL LOST	43/26	30/15				
TOUCHDOWNS	25	40				
Rushing	6	15				
Passing	13	22				
Returns	6	3				
SCORE BY PERIODS	1	2	3	4	OT	Total
PATRIOTS	61	51	32	58	3	205
OPPONENTS	84	80	88	108	3	363

1992 NEW ENGLAND PATRIOTS STATISTICS (FINAL)

RUSHING

	No.	Yds	Avg	Long	TD
Vaughn	113	451	4.0	36	1
Russell	123	390	3.2	23	2
Stephens	75	277	3.7	19	2
Lockwood	35	162	4.6	23	0
Millen	17	108	6.4	26	0
Zolak	18	71	3.9	19	0
Turner	10	40	4.0	11	0
Carlson	11	32	2.9	7	0
Hodson	5	11	2.2	5	0
Gash	5	7	1.4	4	1
Fryar	1	6	6.0	6	0
McMurtry	2	3	1.5	2	0
Coates	1	2	2.0	2	0
McCarthy	3	-10	-3.3	0	0
PATRIOTS	419	1550	3.7	36	6
OPPONENTS	521	1951	3.7	53	15

RECEIVING

	No.	Yds	Avg	Long	TD
Fryar	55	791	14.4	54t	4
Cook	52	413	7.9	27	2
McMurtry	35	424	12.1	65t	1
Timpson	26	315	12.1	25	1
Stephens	21	161	7.7	32	0
Coates	20	171	8.6	22t	3
Vaughn	13	84	6.5	28	0
Russell	11	24	2.2	12	0
Turner	7	52	7.4	19t	2
Stanley	3	63	21.0	36	0
Hodson	1	-6	-6.0	-6	0
PATRIOTS	244	2492	10.2	65t	13
OPPONENTS	258	3211	12.4	56	22

INTERCEPTIONS

	No.	Yds	Avg	Long	TD
Henderson	3	43	14.3	34	0
Hurst	3	29	9.7	27	0
Pool	2	54	27.0	41t	1
Robbins	2	27	13.5	20	0
Singleton	1	82	82.0	82t	1
V. Brown	1	49	49.0	49t	1
Howard	1	1	1.0	1	0

Smith	1	0	0.0	0	0
PATRIOTS	14	285	20.4	82t	3
OPPONENTS	19	232	12.2	47	0

PUNTING

	No.	Yds	Avg	Net	TB	IN	Lg.	B
McCarthy	103	4212	40.9	35.4	4	18	61	0
PATRIOTS	103	4212	40.9	35.4	4	18	61	0
OPPONENTS	75	3045	40.6	35.3	6	27	59	0

PUNT RETURNS

	Ret	FC	Yds.	Avg	Long	TD
Stanley	28	17	227	8.1	50	0
Timpson	8	2	47	5.9	14	0
Lambert	1	0	0	0.0	0	0
Fryar	0	1	0	----	--	--
PATRIOTS	37	20	274	7.4	50	0
OPPONENTS	59	21	484	8.2	53t	1

KICKOFF RETURNS

	No.	Yds	Avg	Long	TD
Stanley	29	529	18.2	40	0
Vaughn	20	564	28.2	100t	1
Lockwood	11	233	21.2	36	0
Timpson	2	28	14.0	28	0
Hobby	1	11	11.0	11	0
Turner	1	11	11.0	11	0
PATRIOTS	64	1376	21.5	100t	1
OPPONENTS	45	749	16.6	39	0

FIELD GOALS

	1-19	20-29	30-39	40-49	50+
Baumann	2/2	4/4	3/7	2/4	0/0
PATRIOTS	2/2	4/4	3/7	2/4	0/0
OPPONENTS	0/0	9/10	11/16	6/12	1/3

PASSING

	Att	Cmp	Yds	Cmp%	Yds/Att	TD	TD%	Int	Int%	Long	Lost	Rating
Millen	203	124	1203	61.1	5.93	8	3.9	10	4.9	39	33/204	70.3
Zolak	100	52	561	52.0	5.61	2	2.0	4	4.0	65t	17/137	58.8
Hodson	91	50	496	54.9	5.45	2	2.2	2	2.2	54t	12/96	68.8
Carlson	49	18	232	36.7	4.73	1	2.0	3	6.1	40	3/21	33.7
McMurtry	1	0	0	0.0	0.00	0	0.0	0	0.0	0	0/0	39.6
PATRIOTS	444	244	2492	55.0	5.61	13	2.9	19	4.3	65t	65/458	63.2
OPPONENTS	459	258	3211	56.2	7.00	22	4.8	14	3.1	56	20/114	81.3

1992 FINAL REGULAR SEASON — (SIXTEEN GAMES) NEW ENGLAND PATRIOTS DEFENSIVE STATISTICS

DEFENSIVE TACKLES

Player	Tackles	Assists	Total
V. Brown	78	25	103
Howard	59	19	78
Goad	44	28	72
Lockhart	42	28	70
Hurst	49	14	63
Agnew	44	17	61
Henderson	39	21	60
Rembert	35	18	53
Williams	36	14	50
Pool	41	9	50
Robbins	34	11	45
Smith	34	9	43
Tippett	33	7	40
Gordon	25	14	39
Singleton	27	11	38
Lambert	13	10	23
Sabb	14	6	20
Edwards	13	6	19
Smerlas	15	4	19
Hobby	11	6	17
Gannon	13	4	17
R. Brown	9	5	14
Collins	3	0	3

FORCED FUMBLES (17):

Howard	3	Sabb	1
Turner	3	Pool	1
R. Brown	3		
Tippett	3		
Hurst	1		
Lambert	1		
Timpson	1		

FUMBLES-FUMBLES LOST (43-26):

H.Millen	8-5	Coates	1-1
Vaughn	6-5	McCarthy	1-1
Stanley	5-2	Rakoczy	1-1
Zolak	5-1	Lockwood	1-1
Russell	3-3	Chilton	1-0
Cook	3-3	Gannon	1-0
Turner	2-2	Gash	1-0
Hodson	2-1		
Carlson	2-0		

OPP. FUMBLES RECOVERED (17):

Collins	2	Lambert	1
V. Brown	2	Goad	1
Gash	1	Agnew	1
Turner	1	Howard	1
Lockhart	1	Baumann	1
Robbins	1	Lockwood	1
R. Brown	1		

SPECIAL TEAMS TACKLES

Player	Tackles	Assists	Total
Turner	13	2	15
R. Brown	10	1	11
Smith	10	1	11
Collins	8	3	11
Tardits	7	3	10
Lambert	7	3	10
Lockhart	7	1	8
Coates	6	0	6
Sabb	4	1	5
McGovern	5	0	5
Timpson	4	0	4
Gannon	3	0	3
Gash	3	0	3
Cook	2	0	2
Howard	1	1	2
Henderson	2	0	2
Baumann	1	0	1
Gordon	1	0	1
Wilson	1	0	1

QUARTERBACK SACKS 20 (-114 yards):

Tippett	7.0 (35.0)
Williams	4.0 (28.5)
Goad	2.5 (17.5)
Lambert	1.0 (14.0)
Howard	1.0 (6.0)
Edwards	1.0 (4.0)
Sabb	1.0 (2.0)
Rembert	1.0 (1.0)
Agnew	1.0 (4.0)
V. Brown	0.5

PASSES DEFENSED (70):

M.Hurst	18	Williams	2
Pool	12	Gordon	2
Henderson	11	Tippett	1
Smith	7	Hobby	1
Robbins	6	Lockhart	1
Howard	6	Agnew	1
Rembert	4		
V. Brown	2		
Goad	2		

TURNOVER TABLE

	TURNOVERS FORCED			TURNOVERS CONVERTED				
	Fum	Int	Total	TDs	FGs	Total	% Conv	Points
PATRIOTS	15	14	29	11	5	16	55%	90
Opponents	26	19	45	14	7	21	47%	119

PERFORMANCE INSIDE THE 20

	Times	Scores		TDs	FGs	Pts.	Total	% Tot
	In 20		%				Pts.	Pts.
PATRIOTS	23	19	83%	12	7	103	198	52%
Opponents	54	41	77%	24	17	219	360	61%

1992 GAME-BY-GAME TEAM OFFENSE

	OPPONENT	FIRST DOWNS			NET	OFF	RUSHING			PASSING			A	C	TD	INT	PEN		PUNTS	
		T	R	P	T	PL	T	ATT	NET	SACK	GROSS						NO-YRD		NO-AVG	
9/ 13	@ RAMS	14	6	7	1	227	118	26	109	7/ 36	145		32	18	0	4	10	108	7	45.4
9/ 20	SEA	16	5	9	2	245	99	22	146	6/ 39	185		27	17	1	1	4	29	8	41.3
9/ 27	BUF	16	2	13	1	265	69	25	196	1/ 6	202		33	24	1	1	11	75	4	43.5
10/ 4	@ NYJ	14	4	10	0	282	75	15	207	7/ 52	259		33	23	3	2	3	30	4	42.0
10/ 11	SF	17	3	13	1	227	70	27	157	4/ 24	181		34	20	1	2	6	65	6	42.0
10/ 18	@ MIA	15	1	14	0	273	18	18	255	2/ 12	267		43	25	2	0	7	43	7	45.4
10/ 25	CLE	14	2	10	2	253	77	18	176	5/ 18	194		33	17	2	0	5	56	5	41.6
11/ 1	@ BUF	14	4	10	0	196	69	26	127	5/ 44	171		26	17	0	1	9	66	5	34.0
11/ 8	NO	6	3	3	0	122	84	18	38	5/ 40	78		31	13	0	2	5	47	11	35.9
11/ 15	@ IND	18	6	12	0	370	144	33	226	4/ 35	261		29	20	2	1	11	104	6	48.7
11/ 22	NYJ	17	9	6	2	260	164	41	96	2/ 6	102		16	7	0	0	6	87	5	47.4
11/ 29	@ ATL	8	4	2	2	105	90	22	15	5/ 43	58		15	9	0	2	6	65	5	45.0
12/ 6	IND	9	2	6	1	94	71	21	23	8/ 69	92		31	11	0	0	7	56	10	36.7
12/ 13	@ KC	10	4	6	0	210	109	33	101	2/ 20	121		18	8	1	1	8	45	8	40.8
12/ 20	@ CIN	10	6	3	1	176	116	30	60	0/ 0	60		20	7	0	2	9	134	6	37.8
12/ 27	MIA	17	10	6	1	279	177	44	102	2/ 14	116		22	8	0	0	4	41	6	34.2
TOTALS		215	71	130	14	3584	1550	419	2034	65/ 458	2492		444	244	13	19	111	1051	103	40.9

1992 GAME-BY-GAME TEAM DEFENSE

	OPPONENT	FIRST DOWNS			NET	OFF	RUSHING			PASSING			A	C	TD	INT	PEN		PUNTS	
		T	R	P	T	PL	T	ATT	NET	SACK	GROSS						NO-YRD		NO-AVG	
9/ 13	@ RAMS	13	6	5	121	50	121	27	119	1/ 11	130		22	10	0	0	5	40	7	47.9
9/ 20	SEA	14	7	5	140	64	140	35	110	1/ 6	116		28	14	0	0	13	97	9	46.2
9/ 27	BUF	23	11	9	182	60	182	40	308	0/ 0	308		20	15	3	0	6	43	1	39.0
10/ 4	@ NYJ	20	8	12	117	65	117	32	195	0/ 0	195		33	20	2	1	5	15	3	45.3
10/ 11	SF	24	10	13	183	59	183	29	228	2/ 6	234		28	19	2	1	8	62	2	35.0
10/ 18	@ MIA	21	8	10	98	62	98	29	289	1/ 5	294		32	21	4	2	3	20	8	42.1
10/ 25	CLE	18	7	8	123	67	123	36	165	2/ 21	186		29	14	1	0	8	50	5	35.4
11/ 1	@ BUF	20	7	11	89	69	89	34	199	2/ 6	205		33	22	2	2	5	35	5	37.2
11/ 8	NO	17	5	11	118	65	118	39	198	0/ 0	198		26	14	3	1	3	20	8	42.1
11/ 15	@ IND	26	8	15	87	62	87	27	330	0/ 0	330		35	18	2	3	5	40	2	47.5
11/ 22	NYJ	11	3	6	77	56	77	19	89	4/ 26	115		33	13	0	2	8	72	5	42.0
11/ 29	@ ATL	17	7	7	141	58	141	38	112	1/ 9	121		19	10	2	0	3	15	3	42.0
12/ 6	IND	13	2	11	65	70	65	34	200	1/ 9	209		35	23	0	1	7	65	7	36.7
12/ 13	@ KC	14	6	8	85	55	85	31	185	3/ 11	196		21	10	1	0	4	25	6	41.2
12/ 20	@ CIN	21	10	6	211	68	211	41	154	1/ 3	157		26	14	0	0	5	39	4	40.8
12/ 22	MIA	21	7	12	114	70	114	30	216	1/ 1	217		39	21	0	1	4	35	5	26.8
TOTALS		292	112	149	1951	1000	1951	521	3097	20/ 114	3211		459	258	22	14	90	673	75	40.6

1992 GAME-BY-GAME PARTICIPATION CHART

	GP/GS	@RAM	SEA	BUF	@NYJ	SF	@MIA	CLE	@BUF	NO	@IND	NYJ	@ATL	NO	@KC	@CIN	MIA
Agnew	14/14	LE	LE	LE	LE	LE	LE	LE	INA	INA	LE	LE	LE	LE	LE	LE	LE
Anderson	1/ 0	ps	ps	sub	—	ps	ps	ps	—	—	—	—	—	—	—	—	—
Armstrong	8/ 8	LT	LT	LT	LT	LT	LT	LT	LT	IR	IR	IR	IR	IR	IR	IR	IR
Baumann	16/ 0	sub	sub	sub	sub	sub	sub	sub	sub	sub	sub	sub	sub	sub	sub	sub	sub
Bowles	0/ 0	—	—	—	—	—	—	—	—	DNP	DNP	DNP	INA	DNP	ps	ps	dnp
R. Brown	16/ 2	sub	sub	sub	sub	sub	sub	SS	sub	FS	sub	sub	sub	sub	sub	sub	sub
V. Brown	13/13	ILB	ILB	ina	ina	ILB	ILB	ILB	ILB	ILB	ILB	ILB	LLB	ILB	ILB	ILB	IR
Carlson	3/ 2	—	—	—	—	—	—	—	—	—	DNP	DNP	DNP	INA	sub	QB	QB
Chilton	16/16	C	C	C	C	C	C	C	C	C	C	C	C	C	C	C	C
Chung	15/14	RG	RG	sub	RG	dnp	RG	RG	RG	RT	RT	RT	RT	RT	RT	RT	RT
Coates	16/ 2	sub	sub	sub	sub	TE	sub	sub	sub	sub	sub	sub	sub	sub	TE	sub	sub
Collins	10/ 0	DNP	sub	sub	sub	DNP	IR	IR	IR	IR	sub	sub	sub	sub	sub	sub	sub
Cook	16/15	TE	TE	TE	TE	sub	TE	TE	TE	TE	TE	TE	TE	TE	TE	TE	TE
Dykes	0/ 0	PUP	PUP	PUP	PUP	PUP	PUP	PUP	PUP	PUP	PUP	PUP	PUP	PUP	PUP	PUP	PUP
Edwards	14/ 1	ps	sub	ps	sub	sub	sub	sub	sub	LE	sub	sub	sub	sub	sub	sub	sub
Fryar	15/14	WR	WR	WR	WR	WR	WR	INA	sub	WR	WR	WR	WR	WR	WR	WR	WR

	GP/GS	@RAM	SEA	BUF	@NYJ	SF	@MIA	CLE	@BUF	NO	@IND	NYJ	@ATL	IND	@KC	@CIN	MIA
Gannon	12/ 0	ina	ina	sub	DNP	sub	sub	sub	sub	sub	sub	DNP	sub	sub	sub	sub	sub
Gash	15/ 0	sub	sub	sub	sub	sub	sub	sub	sub	sub	INA	sub	sub	sub	sub	sub	sub
Goad	16/ 16	NT	NT	NT	NT	NT	NT	NT	NT	NT	NT	NT	NT	NT	NT	NT	NT
Golden	0/ 0	ps	ps	ps	ps	ps	ps	ps	ps	ps	ps	ps	ps	ps	ps	ps	ps
S. Gordon	0/ 0	ps	ps	ps	ps	ps	ps	ps	ps	ps	ps	ps	ps	ps	DNP	DNP	dnp
T. Gordon	10/ 8	DNP	sub	IR	IR	IR	IR	IR	FS	SS	SS	SS	sub	SS	SS	SS	SS
Granby	0/ 0	—	—	—	—	—	—	—	—	—	—	—	—	—	—	—	dnp
Harlow	16/ 16	RT	RT	RT	RT	RT	RT	RT	RT	LT	LT	LT	LT	LT	LT	LT	LT
Hawkins	0/ 0	ps	ps	ps	ps	ps	ps	ps	ps	ps	ps	ps	ps	ps	ps	ps	ps
Henderson	16/ 9	FS	FS	FS	FS	FS	FS	sub	sub	sub	sub	sub	SS	sub	sub	LCB	LCB
Hobby	11/ 2	RE	DNP	sub	sub	sub	sub	sub	RE	sub	sub	sub	sub	IR	IR	IR	IR
Hodson	9/ 3	sub	sub	sub	sub	sub	OB	sub	OB	QB	IR	IR	IR	IR	IR	IR	IR
Howard	16/ 10	OLB	OLB	OLB	sub	sub	sub	sub	OLB	OLB	sub	sub	MLB	OLB	OLB	OLB	OLB
Hunter	0/ 0	IR	IR	IR	IR	IR	IR	IR	IR	IR	IR	IR	IR	IR	IR	IR	IR
Hurst	16/ 16	RCB	RCB	RCB	RCB	RCB	RCB	RCB	RCB	RCB	RCB	RCB	RCB	RCB	RCB	RCB	RCB
Lambert	16/ 0	sub	sub	sub	sub	sub	sub	sub	sub	sub	sub	sub	sub	sub	sub	sub	sub

	<u>GP/GS</u>	<u>@RAM</u>	<u>SEA</u>	<u>BUF</u>	<u>@NYJ</u>	<u>SF</u>	<u>@MIA</u>	<u>CLE</u>	<u>@BUF</u>	<u>NO</u>	<u>@IND</u>	<u>NYJ</u>	<u>@ATL</u>	<u>IND</u>	<u>@KC</u>	<u>@CIN</u>	<u>MIA</u>
Lockhart	16/ 8	sub	sub	ILB	sub	sub	sub	ILB	ILB	ILB	ILB	ILB	sub	sub	sub	sub	ILB
Lockwood	4/ 0	sub	—	—	—	—	—	ps	ps	ps	ps	ps	ps	ps	sub	sub	sub
McCarthy	16/ 0	sub	sub	sub	sub	sub	sub	sub	sub	sub	sub	sub	sub	sub	sub	sub	sub
McGovern	4/ 0	—	—	—	—	—	—	—	—	—	—	—	—	sub	sub	sub	sub
McMurtry	16/ 15	WR	WR	WR	WR	WR	WR	WR	WR	WR	WR	WR	WR	WR	sub	WR	WR
Millen	7/ 7	QB	QB	QB	QB	QB	INA	QB	DNP	DNP	INA	INA	INA	QB	IR	IR	IR
Pool	16/ 14	LCB	LCB	LCB	LCB	LCB	LCB	LCB	LCB	LCB	LCB	LCB	LCB	LCB	LCB	sub	sub
Rakoczy	16/ 2	sub	sub	sub	sub	RG	sub	sub	sub	sub	sub	sub	sub	sub	sub	sub	sub
Redding	14/ 14	LG	LG	LG	LG	LG	LG	LG	LG	DNP	LG	LG	LG	LG	LG	IR	IR
Rembert	12/ 10	ILB	ILB	ILB	ILB	ILB	ILB	DNP	DNP	DNP	sub	sub	DNP	ILB	ILB	ILB	ILB
Robbins	15/ 15	SS	SS	SS	SS	SS	SS	FS	FS	DNP	FS	FS	FS	FS	FS	FS	FS
Russell	11/ 10	RB	RB	RB	RB	INA	RB	RB	RB	RB	DNP	INA	sub	RB	RB	INA	IR
Sabb	16/ 2	sub	sub	sub	sub	sub	sub	sub	OLB	OLB	sub	sub	sub	sub	sub	sub	sub
Saltz	0/ 0	—	—	—	—	—	—	—	—	—	—	—	—	—	—	DNP	DNP
Singleton	8/ 7	ina	ina	sub	OLB	OLB	OLB	OLB	DNP	DNP	OLB	OLB	RLB	INA	INA	INA	INA

GP/GS	@RAM	SEA	BUF	@NYJ	SF	@MIA	CLE	@BUF	NO	@IND	NYJ	@ATL	IND	@KC	@CIN	MIA
16/ 1	sub	sub	sub	sub	sub	sub	sub	sub	sub	sub	sub	CB	sub	sub	sub	sub
16/ 0	sub	sub	sub	sub	sub	sub	sub	sub	sub	sub	sub	sub	sub	sub	sub	sub
13/ 0	—	—	sub	sub	sub	sub	sub	sub	sub	sub	sub	sub	sub	sub	sub	sub
14/ 1	sub	sub	sub	sub	sub	sub	dnp	sub	sub	sub	sub	sub	sub	DNP	DNP	LG
16/16	FB	FB	FB	FB	RB	FB	FB	FB	FB	FB	FB	FB	FB	FB	FB	FB
9/ 0	sub	sub	sub	sub	sub	sub	sub	sub	sub	IR	IR	IR	IR	IR	IR	IR
16/ 2	sub	sub	sub	sub	sub	sub	WR	WR	sub	sub	sub	sub	sub	sub	sub	sub
14/13	OLB	OLB	OLB	OLB	OLB	OLB	OLB	INA	INA	OLB	OLB	sub	OLB	OLB	OLB	OLB
16/ 1	sub	sub	sub	sub	FB	sub	sub	sub	sub	sub	sub	sub	sub	sub	sub	sub
16/ 5	sub	sub	sub	sub	sub	sub	sub	sub	sub	RB	RB	RB	sub	sub	sub	sub
16/15	sub	RE	RE	RE	RE	RE	RE	RE	RE	RE	RE	RE	RE	RE	RE	RE
13/ 9	sub	sub	RG	DNP	DNP	DNP	sub	sub	LG	RG	RG	RG	RG	RG	RG	RG
1/ 0	—	—	—	ps	ps	ina	sub	—	—	—	—	—	—	—	—	—
6/ 4	DNP	DNP	ina	ina	ina	DNP	ina	DNP	sub	QB	QB	QB	sub	QB	IR	IR

Smith

Smerlas

Stanley

C. Stephens

J. Stephens

Tardits

Timpson

Tippett

Turner

Vaughn

B. Williams

L. Williams

Wilson

Zolak

1992 DEFENSIVE STARTERS BY GAME

Date	Opponent	LE	NT	RE	LOLB	LILB	RILB	ROLB	LCB	RCB	SS	FS
9-13	at L.A. Rams	Agnew	Goad	Hobby	Tippett	Brown	Rembert	Howard	Pool	Hurst	Robbins	Henderson
9-20	vs. Seattle	Agnew	Goad	B. Williams	Tippett	Brown	Rembert	Howard	Pool	Hurst	Robbins	Henderson
9-27	vs. Buffalo	Agnew	Goad	B. Williams	Tippett	Rembert	Lockhart	Howard	Pool	Hurst	Robbins	Henderson
10-04	at N.Y. Jets	Agnew	Goad	B. Williams	Tippett	Brown	Lockhart	Singleton	Pool	Hurst	Robbins	Henderson
10-11	vs. San Francisco	Agnew	Goad	B. Williams	Tippett	Brown	Rembert	Singleton	Pool	Hurst	Robbins	Henderson
10-18	at Miami	Agnew	Goad	B. Williams	Tippett	Brown	Lockhart	Singleton	Pool	Hurst	Robbins	Henderson
10-25	vs. Cleveland	Agnew	Goad	B. Williams	Tippett	Brown	Lockhart	Singleton	Pool	Hurst	R. Brown	Robbins
11-01	vs. Buffalo	Hobby	Goad	B. Williams	Sabb	Brown	Lockhart	Howard	Pool	Hurst	R. Brown	Robbins
11-08	vs. New Orleans	Edwards	Goad	B. Williams	Sabb	Brown	Lockhart	Howard	Pool	Hurst	Gordon	R. Brown
11-15	at Indianapolis	Agnew	Goad	B. Williams	Tippett	Brown	Lockhart	Singleton	Pool	Hurst	Gordon	Robbins
11-22	vs. N.Y. Jets	Agnew	Goad	B. Williams	Tippett	Brown	Lockhart	Singleton	Pool	Hurst	Gordon	Robbins
11-29	at Atlanta	Agnew	Goad	B. Williams	Brown	Howard	Smith (CB)	Singleton	Pool	Hurst	Henderson	Robbins
12-06	vs. Indianapolis	Agnew	Goad	B. Williams	Tippett	Brown	Rembert	Howard	Pool	Hurst	Gordon	Robbins
12-13	at Kansas City	Agnew	Goad	B. Williams	Tippett	Brown	Rembert	Howard	Pool	Hurst	Gordon	Robbins
12-20	at Cincinnati	Agnew	Goad	B. Williams	Tippett	Brown	Rembert	Howard	Henderson	Hurst	Gordon	Robbins
12-27	vs. Miami	Agnew	Goad	B. Williams	Tippett	Lockhart	Rembert	Howard	Henderson	Hurst	Gordon	Robbins

1992 OFFENSIVE STARTERS BY GAME

Date		Opponent	WR	LT	LG	C	RG	RT	TE	WR	QB	RB	FB
9-13	at	L.A. Rams	Fryar	Armstrong	Redding	Chilton	Chung	Harlow	Cook	McMurtry	Millen	Russel	Stephens
9-20	vs.	Seattle	Fryar	Armstrong	Redding	Chilton	Chung	Harlow	Cook	McMurtry	Millen	Russell	Stephens
9-27	vs.	Buffalo	Fryar	Armstrong	Redding	Chilton	L. Williams	Harlow	Cook	McMurtry	Millen	Russell	Stephens
10-04	at	N.Y. Jets	Fryar	Armstrong	Redding	Chilton	Chung	Harlow	Cook	McMurtry	Millen	Russell	Stephens
10-11	vs.	San Francisco	Fryar	Armstrong	Redding	Chilton	Rakoczy	Harlow	Coates	McMurtry	Millen	Stephens	Turner
10-18	at	Miami	Fryar	Armstrong	Redding	Chilton	Chung	Harlow	Cook	McMurtry	Hodson	Russell	Stephens
10-25	vs.	Cleveland	Timpson	Armstrong	Redding	Chilton	Chung	Harlow	Cook	McMurtry	Millen	Russell	Stephens
11-01	at	Buffalo	Timpson	Armstrong	Redding	Chilton	Chung	Harlow	Cook	McMurtry	Hodson	Russell	Stephens
11-08	vs.	New Orleans	Fryar	Harlow	Redding	Chilton	Rakoczy	Chung	Cook	McMurtry	Hodson	Russell	Stephens
11-15	at	Indianapolis	Fryar	Harlow	Redding	Chilton	L. Williams	Chung	Cook	McMurtry	Zolak	Vaughn	Stephens
11-22	at	N.Y. Jets	Fryar	Harlow	Redding	Chilton	L. Williams	Chung	Cook	McMurtry	Zolak	Vaughn	Stephens
11-29	at	Atlanta	Fryar	Harlow	Redding	Chilton	L. Williams	Chung	Cook	McMurtry	Zolak	Vaughn	Stephens
12-06	vs.	Indianapolis	Fryar	Harlow	Redding	Chilton	L. Williams	Chung	Cook	McMurtry	Millen	Russell	Stephens
12-13	at	Kansas City	Fryar	Harlow	Redding	Chilton	L. Williams	Chung	Cook	Coates (TE)	Zolak	Russell	Stephens
12-20	at	Cincinnati	Fryar	Harlow	Redding	Chilton	L. Williams	Chung	Cook	McMurtry	Carlson	Vaughn	Stephens
12-27	vs.	Miami	Fryar	Harlow	Redding	Chilton	L. Williams	Chung	Cook	McMurtry	Carlson	Vaughn	J. Stephens

1992 PATRIOTS PLAYER MOVEMENTS

Anderson, Darren (DB)

July 21	Signed
September 3	Released
September 7	Signed to practice squad
September 26	Activated from practice squad
October 2	Released
October 6	Re-signed to practice squad
October 28	Waived

Armstrong, Bruce (T)

November 2	Placed on injured reserve
------------	---------------------------

Bowles, Scott (OL)

March 27	Signed as a Plan-B free agent
August 31	Released
November 4	Signed to practice squad
November 6	Activated from practice squad
December 8	Waived
December 10	Re-signed to practice squad

Brown, Roger (DB)

September 3	Signed to 47 man roster
-------------	-------------------------

Brown, Vincent (LB)

June 10	Re-signed
December 24	Placed on injured reserve

Carlson, Jeff (QB)

November 10	Signed to 47 man roster
-------------	-------------------------

Chilton, Gene (OL)

July 21	Re-signed
---------	-----------

Collins, Todd (LB)

July 23	Signed
October 16	Placed on injured reserve
November 11	Placed on the practice squad while on I.R.
November 13	Activated from practice squad and injured reserve

Dykes, Hart Lee (WR)

August 25	Placed on physically unable to play list (PUP)
-----------	--

Tim Edwards (DL)

May 30	Signed
August 31	Released
September 2	Signed to practice squad
September 18	Activated from practice squad
September 22	Waived
September 31	Re-signed to practice squad
October 2	Activated from practice squad

Golden, Al (TE)

May 20
August 31
September 2

Signed
Released
Signed to the practice squad

Gordon , Steve (OL)

July 24
August 31
September 2
December 9

Signed
Released
Signed to practice squad
Activated from practice squad

Gordon, Tim (DB)

July 7
September 26
October 28

October 30

Re-signed
Placed on injured reserve
Placed on the practice squad
while on I.R.
Activated from practice squad and
I.R.

Granby, John (DB)

December 9

Signed to practice squad

Hobby, Marion (DL)

December 1

Placed on injured reserve

Hodson, Tommy (QB)

November 10

Placed on injured reserve

Hunter, Ivy Joe (RB)

August 24

Placed on injured reserve

Hawkins, Wayne (WR)

July 25
August 31
September 2

Signed
Released
Signed to practice squad

Lockwood, Scott (RB)

July 4
September 18
October 16
December 10

Signed
Released
Re-signed to practice squad
Activated from practice squad

McGovern, Rob (LB)

August 31
December 1

Released
Signed to 47 man roster

McMurtry, Greg (WR)

June 6

Re-signed

Millen, Hugh (QB)

July 16
December 10

Re-signed
Placed on injured reserve

Pool, David (DB)

July 14

Re-signed

Redding, Reggie (OL)

December 24

Placed on injured reserve

Rembert, Johnny (LB)

July 24

Re-signed

Russell, Leonard (RB)

December 24

Placed on injured reserve

Saltz, Lee (QB)

June 22

Signed

August 19

Released

December 15

Signed to practice squad

December 18

Activated from practice squad

Stanley, Walter (WR)

September 22

Signed

Tardits, Richard (LB)

June 1

Re-signed

November 11

Placed on injured reserve

Timpson, Mike (WR)

July 27

Re-signed

Wilson, David (DB)

September 30

Signed to practice squad

October 16

Activated from practice squad

October 26

Waived

Veasey, Craig (DL)

October 26

Signed

October 30

Waived

Zolak, Scott (QB)

December 18

Placed on injured reserve

NEW ENGLAND PATRIOTS IN OVERTIME

The Patriots are 5-11 all-time in regular-season overtime games. After losing their first 10 overtime games, the Patriots have now won five of their past six contests. They were 1-1 in 1992.

9/26/77	at Cleveland 30, Patriots 27	L
9/03/79	vs. Pittsburgh 16, Patriots 13	L
11/25/79	vs. Buffalo 16, Patriots 13	L
12/08/80	at Miami 16, Patriots 13	L
9/27/81	at Pittsburgh 27, Patriots 21	L
11/08/81	vs. Miami 30, Patriots 27	L
9/04/83	vs. Baltimore 29, Patriots 23	L
11/24/85	at N.Y. Jets 16, Patriots 13	L
11/15/87	vs. Dallas 23, Patriots 17	L
11/29/87	vs. Philadelphia 34, Patriots 31	L
12/11/88	Patriots 10, vs. Tampa Bay 7	W
10/29/89	Patriots 23, at Indianapolis 20	W
10/20/91	Patriots 26, vs. Minnesota 23	W
12/08/91	Patriots 23, vs. Indianapolis 17	W
11/15/92	Patriots 37, at Indianapolis 34	W
12/27/92	vs. Miami 16, Patriots 13	L

1992 REGULAR SEASON FINAL STANDINGS

AMERICAN FOOTBALL CONFERENCE

Eastern Division

	W	L	T	Pct.	Pts.	OP
* Miami	11	5	0	.688	340	281
# Buffalo	11	5	0	.688	381	283
Indianapolis	9	7	0	.563	216	302
N.Y. Jets	4	12	0	.250	220	315
New England	2	14	0	.125	205	363

Central Division

* Pittsburgh	11	5	0	.688	299	225
# Houston	10	6	0	.625	352	258
Cleveland	7	9	0	.438	272	275
Cincinnati	5	11	0	.313	274	364

Western Division

* San Diego	11	5	0	.688	335	241
# Kansas City	10	6	0	.625	348	282
Denver	8	8	0	.500	262	329
L.A. Raiders	7	9	0	.438	249	281
Seattle	2	14	0	.125	140	312

*Division Champion. #Wild Card team.

NATIONAL FOOTBALL CONFERENCE

Eastern Division

	W	L	T	Pct.	Pts.	OP
* Dallas	13	3	0	.813	409	243
# Philadelphia	11	5	0	.688	354	245
# Washington	9	7	0	.563	300	255
N.Y. Giants	6	10	0	.375	306	367
Phoenix	4	12	0	.250	243	332

Central Division

* Minnesota	11	5	0	.688	374	249
Green Bay	9	7	0	.563	276	296
Tampa Bay	5	11	0	.313	267	365
Chicago	5	11	0	.313	295	361
Detroit	5	11	0	.313	273	332

Western Division

* San Francisco	14	2	0	.875	431	236
# New Orleans	12	4	0	.750	330	202
L.A. Rams	6	10	0	.375	327	414
Atlanta	6	10	0	.375	313	383

1992 NFL POSTSEASON

AFC First Round

SAN DIEGO 17, Kansas City 0
BUFFALO 41, Houston 38

AFC Divisional Playoffs

MIAMI 31, San Diego 0
Buffalo 24, PITTSBURGH 3

AFC Championship Game

Buffalo 29, MIAMI 10

NFC First Round

Philadelphia 36, NEW ORLEANS 20
Washington 24, MINNESOTA 7

NFC Divisional Playoffs

DALLAS 34, Philadelphia 10
SAN FRANCISCO 20, Washington 13

NFC Championship Game

Dallas 30, SAN FRANCISCO 20

Super Bowl XXVII at The Rose Bowl, Pasadena, California

Dallas (NFC) 52, Buffalo (AFC) 17

AFC-NFC Pro Bowl at Honolulu, Hawaii

AFC 23, NFC 20 (OT)

THE PATRIOTS CLUB AT FOXBORO STADIUM

Hold your next function at the the home of the New England Patriots. The Patriots Club at Foxboro Stadium is an ideal location for business meetings, banquets, reunions, wedding receptions, bar mitzvahs, holiday parties and all special events. Superb catering, convenient location and an attentive, professional staff make the Patriots Club the right choice for your event.

For more information, contact the Patriots Director of Special Projects Mitch Hardin at (508) 543-8200.

INDIVIDUAL RECORDS

The following records relate to service with the Patriots and reflect only regular season activity; postseason playoff competition is excluded. Number of games per season: 1960-1977 (14); 1978-81 (16); 1982 (9); 1983-86 (16); 1987 (15), and 1988-92 (16).

SERVICE

MOST

Seasons—	16 Steve Grogan, 1975-90
	15 Julius Adams, 1971-77, 79-85, 87
	14 Steve Nelson, 1974-87
	13 Raymond Clayborn, 1977-89
	John Hannah, 1973-85
	Stanley Morgan, 1977-89
	Mosi Tatupu, 1978-90
Games—	206 Julius Adams, 1971-87
	194 Mosi Tatupu, 1978-90
	191 Raymond Clayborn, 1977-89
	183 John Hannah, 1973-85
	179 Stanley Morgan, 1977-89

SCORING

MOST POINTS

Career—	1,130 Gino Cappelletti, 1960-70
	671 John Smith, 1974-82
	442 Tony Franklin, 1984-87
	408 Stanley Morgan, 1977-89
Season—	294 Sam Cunningham, 1973-79, 81-82
	155 Gino Cappelletti, 1964 (7-td, 36-xp*, 25-fg)
	*includes one two-point conversion
	147 Gino Cappelletti, 1961 (8-td, 48-xp, 17-fg)
	140 Tony Franklin, 1986 (44-xp, 32 fg)
	132 Gino Cappelletti, 1965 (27-xp, 17-fg, 9-td)
Game—	129 John Smith, 1980 (51-xp, 26-fg)
	28 Gino Cappelletti vs. Houston, Dec. 18, 1965
	(2-td, 4-xp, 4-fg)
	24 Gino Cappelletti vs. Buffalo, Nov. 15, 1964
	(3-td, 6-xp*)
	*includes one two-point conversion
Most Seasons Leading League—	5 Gino Cappelletti, 1961, 63-66
	2 John Smith, 1979, 1980

TOUCHDOWNS

MOST

Career—	68 Stanley Morgan, 1977-89 (67-p, 1-rt)
	49 Sam Cunningham, 1973-79, 1981-82 (43-r, 6-p)
	46 Jim Nance, 1965-71 (45-r, 1-p)
	42 Gino Cappelletti, 1960-70 (42-p)
	Larry Garron, 1960-68 (15-r, 26-p, 1-rt)
Season—	13 Stanley Morgan, 1979 (12-p, 1-rt)
	Steve Grogan, 1976 (12-r, 1-f)
	12 Mack Herron, 1974 (7-r, 5-p)
	11 Horace Ivory, 1978 (11-r)
	Sam Cunningham, 1974 (9-r, 2-p)
	Jim Nance, 1966 (11-r)
	Billy Lott, 1961 (5-r, 6-p)
	10 Stanley Morgan, 1986 (10-p)
	Irving Fryar, 1985 (1-r, 7-p, 2-rt)
	Tony Collins, 1983 (10-r)
	Andy Johnson, 1976 (6-r, 4-p)
	Jim Colclough, 1962 (10-p)
Game—	3 Accomplished 14 times; Most recent: Stanley Morgan
	vs. Seattle, Sept. 21, 1986 (3-p)

PAT KICKS

MOST ATTEMPTS

Career—	353 Gino Cappelletti, 1960-70
	323 John Smith, 1974-83
	166 Tony Franklin, 1984-87
	59 Jason Staurovsky, 1988-91
	42 Charlie Gogolak, 1970-72
Season—	51 John Smith, 1980
	50 Gino Cappelletti, 1961
	49 John Smith, 1979

	46 John Smith, 1976
	45 Tony Franklin, 1986
Game—	8 David Posey vs. NY Jets, Oct. 29, 1978
	John Smith vs. NY Jets, Sept. 9, 1979
	7 Gino Cappelletti vs. Buffalo, Oct. 22, 1961
	John Smith vs. Oakland, Oct. 3, 1976

MOST MADE

Career—	342 Gino Cappelletti, 1960-70
	308 John Smith, 1974-83
	163 Tony Franklin, 1984-87
	59 Jason Staurovsky, 1988-91
Season—	42 Charlie Gogolak, 1970-72
	51 John Smith, 1980
	48 Gino Cappelletti, 1961
	46 John Smith, 1979
	44 Tony Franklin, 1986
	42 Tony Franklin, 1984
	John Smith, 1974 and 1976
Game—	8 John Smith vs. NY Jets, Sept. 9, 1979
	7 David Posey vs. NY Jets, Oct. 29, 1978
	Gino Cappelletti vs. Buffalo, Oct. 22, 1961

FIELD GOALS

MOST ATTEMPTS

Career—	333 Gino Cappelletti, 1960-70
	191 John Smith, 1974-83
	125 Tony Franklin, 1984-87
	69 Jason Staurovsky, 1988-91
Season—	36 Charlie Gogolak, 1970-72
	41 Tony Franklin, 1986
	38 Gino Cappelletti, 1963
	37 Gino Cappelletti, 1962
	Gino Cappelletti, 1964
	34 John Smith, 1980
	Gino Cappelletti, 1969
Game—	7 Gino Cappelletti vs. Cincinnati, Nov. 16, 1969
	Gino Cappelletti vs. Buffalo, Sept. 24, 1967
	Gino Cappelletti vs. San Diego, Sept. 20, 1964
	6 Gino Cappelletti vs. N.Y. Jets, Sept. 27, 1964
	Gino Cappelletti vs. Houston, Dec. 18, 1965
Most Seasons Leading League—	3 Gino Cappelletti, 1961, 63-64

MOST MADE

Career—	176 Gino Cappelletti, 1960-70
	128 John Smith, 1974-83
	93 Tony Franklin, 1984-87
	50 Jason Staurovsky, 1988-91
Season—	20 Charlie Gogolak, 1970-72
	32 Tony Franklin, 1986
	26 John Smith, 1980
	25 Gino Cappelletti, 1964
	24 Tony Franklin, 1985
	23 John Smith, 1979
Game—	6 Gino Cappelletti vs. Denver, Oct. 4, 1964
	4 Accomplished 11 times, Most recent: Tony Franklin vs. LA Raiders, Nov. 1, 1987
Game (No Misses)—	6 Gino Cappelletti vs. Denver, Oct. 4, 1964
Longest Made—	53 Gino Cappelletti vs. NY Jets, Nov. 28, 1965
	Jason Staurovsky vs. Seattle, Oct. 7, 1990
	51 Charlie Gogolak vs. Miami, Oct. 17, 1971
	Gino Cappelletti vs. Denver, Nov. 20, 1964

MISCELLANEOUS SCORING

MISSED FG RETURN FOR TD

91 Ron Burton vs. Denver, Nov. 11, 1962

BLOCKED FG RETURN FOR TD

71 Raymond Clayborn at Houston, Oct. 18, 1987
65 Mike Haynes at NY Jets, Oct. 5, 1980
45 Larry Carwell vs. Cincinnati, Sept. 17, 1971

BLOCKED PUNT FOR TD

31 Rod McSwain at LA Rams, Nov. 16, 1986
20 Don Webb vs. San Diego, Dec. 17, 1961
17 Mosi Tatupu at New Orleans, Nov. 30, 1986
8 Rick Sanford vs. Baltimore, Nov. 18, 1979
3 Willie Scott vs. Indianapolis, Nov. 22, 1987
0 Leroy Moore vs. Oakland, Nov. 17, 1961

SAFETY

Game—	1 Accomplished 20 times, Most recent: Don Blackmon at Tampa Bay, 10-27-85
Season—	2 Don Blackmon at Tampa Bay, 10-27-85 and vs. Green Bay, 9-8-85

(NOTE: See fumble section for scoring on fumbles)

RUSHING**MOST ATTEMPTS**

Career—	1,385 Sam Cunningham, 1973-79, 1981-82 1,323 Jim Nance, 1965-71 1,191 Tony Collins, 1981-87 891 John Stephens, 1988-92 820 Don Calhoun, 1975-81 763 Larry Garron, 1960-68
Season—	299 Jim Nance, 1966 297 John Stephens, 1988 270 Sam Cunningham, 1977 266 Leonard Russell, 1991 263 Craig James, 1985
Game—	38 Jim Nance vs. Oakland, Oct. 30, 1966 (208 yards) 35 Michael LeBlanc vs. Buffalo, Oct. 11, 1987 (146 yards) John Stephens vs. Chicago, Oct. 30, 1988 (124 yards) 34 Jim Nance vs. Buffalo, Sept. 24, 1967 (185 yards) 32 Tony Collins at Seattle, Dec. 19, 1982 (103 yards) Tony Collins vs. Houston, Nov. 28, 1982 (101 yards)
Seasons Leading League—	3 Jim Nance, 1966-67, 69

MOST YARAGE

Career—	5,453 Sam Cunningham, 1973-79, 1981-82 5,323 Jim Nance, 1965-71 4,647 Tony Collins, 1981-87 3,391 Don Calhoun, 1975-81 3,249 John Stephens, 1988-92
Season—	1,458 Jim Nance, 1966 1,227 Craig James, 1985 1,216 Jim Nance, 1967 1,168 John Stephens, 1988 1,049 Tony Collins, 1983 1,015 Sam Cunningham, 1977
Game—	212 Tony Collins vs. NY Jets, Sept. 18, 1983 (23 att.) 208 Jim Nance vs. Oakland, Oct. 30, 1966 (38 att.) 185 Jim Nance vs. Buffalo, Sept. 24, 1967 (34 att.) 177 Don Calhoun vs. New Orleans, Dec. 5, 1976 (22 att.) Don Calhoun vs. Denver, Nov. 28, 1976 (25 att.) 164 Jim Nance at Miami, Dec. 17, 1967 (24 att.)
Seasons Leading League—	2 Jim Nance, 1966-67

LONGEST RUN FROM SCRIMMAGE—

85 Larry Garron vs. Buffalo, Oct. 22, 1961 (TD)
80 Carl Garrett vs. Miami, Nov. 9, 1969 (TD)
77 Robert Weathers vs. Baltimore, Sept. 4, 1983 (TD)
Ron Burton at Denver, Oct. 23, 1960
75 Sam Cunningham, Oct. 20, 1974 (TD)
74 Don Calhoun at St. Louis, Sept. 10, 1978

HIGHEST AVG. GAIN

Career (450 Attempts)—	4.22 Craig James, 1984-88 (585-2,469) 4.16 Carl Garrett, 1969-72 (537-2,235) 4.13 Don Calhoun, 1974-81 (820-3,391) 4.00 Jim Nance, 1965-71 (1,323-5,323) 3.95 Mose Tatupu, 1978-90 (612-2,415) 3.94 Sam Cunningham, 1973-79, 81-82 (1,385-5,453)
Season (100 Attempts)—	5.59 Don Calhoun, 1976 (129-721) 5.45 Mose Tatupu, 1983 (106-578) 5.04 Carl Garrett, 1969 (137-691) 4.94 Craig James, 1984 (160-790) 4.91 Horace Ivory, 1978 (141-693)
Game (10 Attempts)—	11.60 Larry Garron vs. Buffalo, Oct. 22, 1961 (10-116) 11.36 Sam Cunningham at Buffalo, Oct. 20, 1974 (11-125) 10.77 Larry Garron vs. Oakland, Oct. 26, 1962 (13-140)

MOST TOUCHDOWNS

Career—	45 Jim Nance, 1965-71 43 Sam Cunningham, 1973-79, 1981 35 Steve Grogan, 1975-90
---------	---

	32 Tony Collins, 1981-87
	23 Don Calhoun, 1975-81
Season—	12 Steve Grogan, 1976
	11 Horace Ivory, 1978
	Jim Nance, 1966
	10 Tony Collins, 1983
	9 Don Calhoun, 1980
	8 Sam Cunningham, 1978
Game—	3 Mosi Tatupu at LA Rams, Dec. 11, 1983
	Tony Collins vs. NY Jets, Sept. 18, 1983
	Sam Cunningham at Buffalo, Oct. 20, 1974
Seasons Leading League—	
	1 Jim Nance, 1966

PASSING

MOST ATTEMPTS

Career—	3,593 Steve Grogan, 1975-90
	2,413 Vito (Babe) Parilli, 1961-67
	1,503 Jim Plunkett, 1971-75
	1,500 Tony Eason, 1983-89
	680 Mike Taliaterro, 1968-70
Season—	473 Vito (Babe) Parilli, 1964
	448 Tony Eason, 1986
	431 Tony Eason, 1984
	426 Babe Parilli, 1965
	423 Steve Grogan, 1979
Game—	59 Steve Grogan vs. New Orleans, Nov. 12, 1989
	56 Marc Wilson at Pittsburgh, Dec. 17, 1989
	53 Tom Ramsey vs. Philadelphia, Nov. 29, 1987
	52 Tony Eason at L.A. Rams, Nov. 16, 1986
	50 Babe Parilli vs. N.Y. Jets, Nov. 14, 1965

MOST COMPLETIONS

Career—	1,879 Steve Grogan, 1975-90
	1,140 Vito (Babe) Parilli, 1961-67
	876 Tony Eason, 1983-89
	729 Jim Plunkett, 1971-75
	370 Hugh Millen, 1991-92
Season—	276 Tony Eason, 1986
	259 Tony Eason, 1984
	246 Hugh Millen, 1991
	228 Vito (Babe) Parilli, 1964
	206 Steve Grogan, 1979
Game—	36 Tony Eason at LA Rams, Nov. 16, 1986
	34 Tom Ramsey vs. Philadelphia, Nov. 29, 1987
	30 Hugh Millen vs. N.Y. Jets, Nov. 17, 1991
	29 Tony Eason at Indianapolis, Nov. 18, 1984
	28 Tony Eason at N.Y. Jets, Sept. 30, 1984

PASSING EFFICIENCY (Pct)

Career (500 Attempts)—	.604 Hugh Millen, 1991-92 (612-370)
	.584 Tony Eason, 1983-89 (1500-876)
	.523 Steve Grogan, 1975-90 (3593-1879)
	.485 Jim Plunkett, 1971-75 (1503-729)
	.472 Babe Parilli, 1961-67 (2413-1140)
	Butch Songin, 1960-61 (604-285)
Season—	.616 Tony Eason, 1986 (448-276)
(100 Attempts)	.611 Hugh Millen, 1992 (203-124)
	.608 Steve Grogan, 1986 (102-62)
	.601 Tony Eason, 1984 (431-259)
	.601 Hugh Millen, 1991 (409-246)
Game (20 Attempts)—	.800 Vito (Babe) Parilli vs. Miami, Oct. 15, 1967 (20-16)
	.769 Hugh Millen at Miami, Nov. 10, 1991 (26-20)
	.750 Tony Eason vs. Green Bay, Sept. 8, 1985 (28-21)
	.727 Tony Eason vs. Buffalo, Nov. 23, 1986 (33-24)
	.714 Tony Eason at Cleveland, Oct. 6, 1985 (28-20)
Most Seasons Leading League—	

1 Vito (Babe) Parilli, 1961

MOST YARDAGE

Career—	26,886 Steve Grogan, 1975-90
	16,747 Vito (Babe) Parilli, 1961-67
	10,732 Tony Eason, 1983-89
	9,932 Jim Plunkett, 1971-75
	4,276 Hugh Millen, 1991-92
Season—	3,465 Vito (Babe) Parilli, 1964
	3,328 Tony Eason, 1986
	3,286 Steve Grogan, 1979

	3,228 Tony Eason, 1984
	3,073 Hugh Millen, 1991
Game—	414 Tony Eason vs. Seattle, Sept. 21, 1986
	402 Tom Ramsey vs. Philadelphia, Nov. 29, 1987
	401 Steve Grogan vs. NY Jets, Oct. 12, 1986
	400 Babe Parilli vs. Oakland, Oct. 16, 1964
	379 Babe Parilli at N.Y. Jets, Dec. 18, 1966
Seasons Leading League—	1 Vito (Babe) Parilli, 1964
Longest Completion—	90t Tony Eason at Chicago, Sept. 15, 1985 (to Craig James)
	88t Jim Plunkett vs. Baltimore, Dec. 19, 1971 (to Randy Vataha)
	87t Tom Sherman vs. NY Jets, Oct. 27, 1968 (to Jim Whalen)

MOST TOUCHDOWNS

Career—	182 Steve Grogan, 1975-90
	132 Vito (Babe) Parilli, 1961-67
	62 Jim Plunkett, 1971-75
	60 Tony Eason, 1983-89
	36 Butch Songin, 1960-61
Season—	31 Vito (Babe) Parilli, 1964
	28 Steve Grogan, 1979
	23 Tony Eason, 1984
	22 Ed (Butch) Songin, 1960
	20 Babe Parilli, 1966
Game—	5 Steve Grogan vs. NY Jets, Sept. 9, 1979
	Vito (Babe) Parilli at Buffalo, Nov. 15, 1964
	Vito (Babe) Parilli vs. Miami, Oct. 15, 1967
	4 Doug Flutie vs. Chicago, Oct. 30, 1988
	Steve Grogan vs. NY Jets, Dec. 13, 1987
	Tony Eason at Indianapolis, Nov. 18, 1984
	Steve Grogan vs. NY Jets, Oct. 29, 1978
	Jim Plunkett vs. Buffalo, Nov. 14, 1971
	Vito (Babe) Parilli vs. Oakland, Oct. 16, 1964
	Ed (Butch) Songin vs. Denver, Sept. 16, 1961
Seasons Leading League—	1 Steve Grogan, 1979 (tied Brian Sipe of Cleveland with 28)
	1 Babe Parilli, 1964

HAD INTERCEPTED**(Fewest)**

Career (500 Attempts)—	24 Butch Songin, 1960-61
	44 Mike Taliaferro, 1968-70
	48 Tony Eason, 1983-89
Season—	2 Steve Grogan, 1986 (102 att.)
(100 Attempts)	4 Scott Zolak, 1992 (100 att.)
	Steve Grogan, 1982 (122 att.)
	5 Steve Grogan, 1985 (156 att.)
	5 Tom Hodson, 1990 (156 att.)
Game—	0 Accomplished many times. Most recent: Scott Zolak
(25 attempts)	vs. Indianapolis, Dec. 6, 1992

(Most)

Career (500 attempts)—	208 Steve Grogan, 1975-90
	138 Babe Parilli, 1961-67
	87 Jim Plunkett, 1971-75
Season—	27 Babe Parilli, 1964
	26 Babe Parilli, 1965
	25 Jim Plunkett, 1972
	24 Babe Parilli, 1967
	Babe Parilli, 1963
	23 Steve Grogan, 1978
Game—	6 Steve Grogan vs. San Francisco, Nov. 30, 1980
	Babe Parilli vs. Denver, Sept. 3, 1967
	5 Steve Grogan at Detroit, Oct. 10, 1976
	Steve Grogan at Baltimore, Dec. 21, 1975
	Mike Taliaferro vs. NY Jets, Oct. 27, 1968
	Babe Parilli vs. Buffalo, Sept. 11, 1965
	Babe Parilli vs. NY Jets, Oct. 31, 1964
Lowest Percentage Season—	1.9 Tony Eason, 1984 (8-431)
	2.0 Steve Grogan, 1986 (2-102)
	2.2 Tony Eason, 1986 (10-448)
	3.2 Steve Grogan, 1985 (5-156)
	Tom Hodson, 1990 (5-156)
	Babe Parilli, 1962 (8-253)

Seasons Leading League—

Fewest—	2 Vito (Babe) Parilli, 1961 (tied), 1962
	1 Tony Eason, 1984
	Ed (Butch) Songin, 1961 (tied)
Most—	1 Vito (Babe) Parilli, 1964 (tied)

RECEIVING**MOST RECEPTIONS**

Career—	534 Stanley Morgan, 1977-89
	363 Irving Fryar, 1984-92
	292 Gino Cappelletti, 1960-70
	283 Jim Colclough, 1960-68
	261 Tony Collins, 1981-87
Season—	84 Stanley Morgan, 1986
	82 Marv Cook, 1991
	77 Tony Collins, 1986
	68 Irving Fryar, 1991
	66 Derrick Ramsey, 1984
Game—	11 Tony Collins vs. Philadelphia, Nov. 29, 1987 (100 yards)
	Art Graham vs. Kansas City, Nov. 20, 1966 (134 yards)
	10 Tony Romeo vs. Kansas City, Nov. 17, 1963 (149 yards)
	Tony Collins at LA Rams, Nov. 16, 1986 (66 yards)
	Marv Cook vs. Houston, Sept. 22, 1991 (99 yards)

YARDAGE

Career—	10,352 Stanley Morgan, 1977-89
	5,726 Irving Fryar, 1984-92
	5,001 Jim Colclough, 1960-68
	4,589 Gino Cappelletti, 1960-70
	3,157 Russ Francis, 1973-80, 87-88
Season—	1,491 Stanley Morgan, 1986
	1,029 Stanley Morgan, 1981
	1,014 Irving Fryar, 1991
	1,013 Harold Jackson, 1979
	1,002 Stanley Morgan, 1979
Game—	182 Stanley Morgan vs. Miami, Nov. 8, 1981 (5)
	170 Stanley Morgan vs. Baltimore, Nov. 26, 1978 (5)
	167 Art Graham vs. Houston, Nov. 6, 1964 (8)
	165 Irving Fryar at N.Y. Jets, Oct. 4, 1992 (8)
	162 Stanley Morgan vs. N.Y. Jets, Oct. 12, 1986
Longest Reception—	90t Craig James at Chicago, Sept. 15, 1985
	(from Tony Eason)
	88t Randy Vataha vs. Baltimore, Dec. 19, 1971
	(from Jim Plunkett)
	87t Jim Whalen vs. NY Jets, Oct. 27, 1968
	(from Tom Sherman)
	80t Irving Fryar vs. Chicago, Oct. 30, 1988
	(from Doug Flutie)
	Carl Garrett vs. Buffalo, Nov. 14, 1971
	(from Jim Plunkett)
	Art Graham at Houston, Nov. 29, 1964
	(from Babe Parilli)

AVERAGE GAIN

Career (150 Min.)—	20.3 Harold Jackson, 1978-81 (156-3,162)
	19.3 Stanley Morgan, 1977-89 (534-10,352)
	17.7 Jim Colclough, 1960-68 (283-5,001)
	15.8 Irving Fryar, 1984-92 (363-5,726)
	15.7 Gino Cappelletti, 1960-70 (292-4,589)
Season (35 Min.)—	23.4 Stanley Morgan, 1981 (44-1,029)
	22.8 Stanley Morgan, 1979 (44-1,002)
	22.5 Harold Jackson, 1979 (45-1,013)
	22.0 Stanley Morgan, 1980 (45-991)
	21.7 Jim Colclough, 1962 (40-868)
Game (4 Min.)—	36.4 Stanley Morgan vs. Miami, Nov. 8, 1981 (5-182)
	35.5 Stanley Morgan vs. San Francisco, Nov. 30, 1980
	(4-142)
	Jim Colclough vs. NY Jets, Oct. 6, 1962 (4-142)
	35.0 Aaron Marsh vs. N.Y. Jets, Sept. 22, 1968 (4-140)
	34.0 Stanley Morgan at Baltimore, Nov. 26, 1978 (5-170)

TOUCHDOWNS

Career—	67 Stanley Morgan, 1977-89
	42 Gino Cappelletti, 1960-68
	39 Jim Colclough, 1960-68
	37 Irving Fryar, 1984-92
	28 Russ Francis, 1975-80, 87-88

Season—	12 Stanley Morgan, 1979
	10 Stanley Morgan, 1986
	Jim Colclough, 1960-62
	9 Randy Vataha, 1971
	Gino Cappelletti, 1965
	Jim Colclough, 1960-62
Game—	3 Stanley Morgan vs. Seattle, Sept. 21, 1986
	Derrick Ramsey at Indianapolis, Nov. 18, 1984
	Harold Jackson vs. N.Y. Jets, Sept. 9, 1979
	Jim Whalen vs. Miami, Oct. 15, 1967
	Gino Cappelletti at Buffalo, Nov. 15, 1964
	Billy Lott vs. Buffalo, Oct. 22, 1961

INTERCEPTIONS

MOST

Career—	36 Raymond Clayborn, 1977-89
	29 Ron Hall, 1961-67
	29 Roland James, 1980-90
	29 Fred Marion, 1982-91
	28 Mike Haynes, 1976-82
Season—	11 Ron Hall, 1964
	8 Ronnie Lippett, 1986
	Mike Haynes, 1976
	Bob Suci, 1963
	7 Accomplished 4 times. Most recent: Fred Marion, 1985
Game—	3 Accomplished 6 times. Most recent: Roland James at Buffalo, Oct. 23, 1983

RETURN YARDAGE

Career—	555 Raymond Clayborn, 1977-89
	476 Ron Hall, 1961-67
	457 Fred Marion, 1982-91
	420 Ronnie Lippett 1984-91
	393 Mike Haynes, 1976-82
Season—	277 Bob Suci, 1963
	189 Fred Marion, 1985
	182 Prentice McCray, 1976
	159 Ron Hall, 1966
	153 Don Webb, 1961
Game—	118 Prentice McCray at NY Jets, Nov. 21, 1976 (2)
	115 Fred Marion at Seattle, Nov. 17, 1985 (2)
	110 Bob Suci vs. Houston, Nov. 1, 1963 (2)
	99 Rick Sanford at Chicago, Dec. 5, 1982 (1)
	87 Ron Hall at Denver, Sept. 18, 1966 (1)
Longest Return—	99 Rick Sanford at Chicago, Dec. 5, 1982 (TD)
	98 Bob Suci vs. Houston, Nov. 1, 1963 (TD)
	87 Ron Hall vs. Denver, Sept. 18, 1966
	85 Raymond Clayborn at Cleveland, Oct. 7, 1984 (TD)
	83 Fred Marion at Seattle, Nov. 17, 1985 (TD)

TOUCHDOWNS

Career—	2 Ronnie Lippett, 1983-91
	Prentice McCray, 1974-80
	Don Webb, 1961-62, 64-71
	John Charles, 1967-69
	Bob Suci, 1963
Season—	2 Ronnie Lippett, 1987
	Prentice McCray, 1976
	Bob Suci, 1963
	Don Webb, 1961
Game—	2 Prentice McCray at NY Jets, Nov. 21, 1976

PUNTING

MOST PUNTS

Career—	468 Rich Camarillo, 1981-87
	377 Tom Yewcic, 1961-67
	243 Tom Janik, 1969-71
	222 Mike Patrick, 1975-78
	169 Shawn McCarthy, 1991-
Season—	103 Shawn McCarthy, 1992
	92 Rich Camarillo, 1985
	91 Jeff Feagles, 1988
	90 Brian Hansen, 1990
	89 Rich Camarillo, 1986
Game—	11 Shawn McCarthy, vs. New Orleans, Nov. 8, 1992
	Rich Camarillo at Chicago, Sept. 15, 1985
	Rich Camarillo at Dallas, Nov. 22, 1984
	Jim Fraser vs. NY Jets, Oct. 2, 1966
	10 Shawn McCarthy, vs. Indianapolis, Dec. 6, 1992

Tom Greene vs. Houston, Dec. 18, 1960
 Tom Yewcic vs. Buffalo, Dec. 1, 1963
 Tom Yewcic vs. Buffalo, Nov. 15, 1964
 Bob Scarpitto vs. Oakland, Oct. 6, 1968
 Brian Hansen vs. Indianapolis, Nov. 11, 1990

YARDAGE

Career—	19,922 Rich Camarillo, 1981-87 14,553 Tom Yewcic, 1961-67 9,516 Tom Janik, 1969-71 8,481 Mike Patrick, 1975-78 6,862 Shawn McCarthy, 1991-
Season—	4,212 Shawn McCarthy, 1992 3,953 Rich Camarillo, 1985 3,752 Brian Hansen, 1990 3,746 Rich Camarillo, 1986 3,615 Rich Camarillo, 1983
Game—	514 Rich Camarillo at Chicago, Sept. 15, 1985 (11) 479 Rich Camarillo at Dallas, Nov. 22, 1984 (11) 436 Bob Scarpitto vs. Oakland, Oct. 6, 1968 (10) 426 Rich Camarillo at Oakland, Nov. 1, 1981 (9) 417 Tom Yewcic at Buffalo, Nov. 15, 1964
Longest Punt—	93 Shawn McCarthy at Buffalo, Nov. 3, 1991 89 Luke Prestridge vs. Miami, Oct. 21, 1984 87 Bob Scarpitto at Denver, Sept. 29, 1968 82 Luke Prestridge vs. NY Jets, Oct. 28, 1984 76 Rich Camarillo vs. N.Y. Jets, Sept. 19, 1982

HIGHEST AVERAGE YARDAGE

Career (100 Punts Min.)—	42.6 Rich Camarillo, 1981-87 (468) 40.0 Terry Swanson, 1967-68 (127) 39.8 Shawn McCarthy, 1991- (172) 38.6 Tom Yewcic, 1961-67 (377) 38.2 Mike Patrick, 1975-78 (222)
Season (Qualifiers)—	44.6 Rich Camarillo, 1983 43.7 Rich Camarillo, 1982 42.9 Rich Camarillo, 1985 42.1 Rich Camarillo, 1984, 1986 41.7 Rich Camarillo, 1981 Brian Hansen, 1990
Game (4 Punts Min.)—	51.2 Shawn McCarthy at Buffalo, Nov. 3, 1991 (5) 50.8 Terry Swanson vs. Cincinnati, Dec. 1, 1968 (4)

PUNT RETURNS**MOST**

Career—	206 Irving Fryar, 1984-91 111 Mike Haynes, 1976-80 92 Stanley Morgan, 1977-89 74 Mack Herron, 1973-75 56 Ron Burton, 1960-65
Season—	45 Mike Haynes, 1976 38 Irving Fryar, 1988 Ricky Smith, 1983 37 Irving Fryar, 1985 36 Irving Fryar, 1984 35 Irving Fryar, 1986 Mack Herron, 1974
Game—	7 Irving Fryar at Dallas, Nov. 22, 1984 6 Irving Fryar at Buffalo, Sept. 22, 1985 Roland James vs. LA Rams, Nov. 16, 1980 Mack Herron vs. Cleveland, Nov. 10, 1974 Ron Burton vs. Oakland, Sept. 13, 1964 Fred Bruney vs. Buffalo, Sept. 23, 1961
Most Seasons Leading League—	1 Irving Fryar, 1985 Ron Burton, 1962 Fred Bruney, 1961

MOST YARDAGE

Career—	2,055 Irving Fryar, 1984-91 1,159 Mike Haynes, 1976-81 960 Stanley Morgan, 1977-1989 888 Mack Herron, 1973-75 537 Ricky Smith, 1982-83
---------	--

Season—	608 Mike Haynes, 1976
	520 Irving Fryar, 1985
	517 Mack Herron, 1974
	398 Irving Fryar, 1988
	Ricky Smith, 1983
	347 Irving Fryar, 1984
Game—	156 Mike Haynes vs. Buffalo, Nov. 7, 1976
	133 Stanley Morgan vs. Buffalo, Nov. 20, 1977
	133 Irving Fryar at Buffalo, Sept. 22, 1985
	126 Billy Johnson vs. Houston, Nov. 5, 1967

LONGEST PUNT RETURN

89 Mike Haynes vs. Buffalo, Nov. 7, 1976 (TD)
85 Irving Fryar at Buffalo, Sept. 22, 1985 (TD)
80 Stanley Morgan vs. Baltimore, Nov. 18, 1979 (TD)
77 Irving Fryar vs. Indianapolis, Nov. 10, 1985 (TD)
75 Roland James vs. NY Jets, Nov. 2, 1980

HIGHEST AVG. YARDAGE

Career (20 Returns)—

12.0 Mack Herron, 1973-75 (74-888)
11.3 Carl Garrett, 1969-72 (43-487)
10.4 Mike Haynes, 1976-81 (111-1159)
Stanley Morgan, 1977-89 (92-960)
10.0 Irving Fryar, 1984-92 (70-2055)
9.9 Ricky Smith, 1982-83 (54-537)

Season (Qualifiers)—

14.8 Mack Herron, 1974
14.1 Irving Fryar, 1985
13.5 Mike Haynes, 1976
10.8 Mack Herron, 1973
10.5 Four Times, Most Recent:
Irving Fryar, 1988

Game (3 Returns)—

39.0 Mike Haynes vs. Buffalo, Nov. 7, 1976 (4)
35.7 Ricky Smith vs. Baltimore, Sept. 4, 1981 (3)

TOUCHDOWNS

Career—

3 Irving Fryar, 1984-91
2 Mike Haynes, 1976-81

Season—

2 Irving Fryar, 1985
Mike Haynes, 1976

Game—

1 Irving Fryar vs. Atlanta, Nov. 2, 1986
Irving Fryar vs. Indianapolis, Nov. 10, 1985
Irving Fryar at Buffalo, Sept. 22, 1985
Roland James vs. NY Jets, Nov. 2, 1980
Stanley Morgan vs. Baltimore, Nov. 18, 1979
Mike Haynes vs. Denver, Nov. 28, 1976
Mike Haynes vs. Buffalo, Nov. 7, 1976

KICKOFF RETURNS

MOST

Career—

107 Stephen Starring, 1983-87
92 Carl Garrett, 1969-72
89 Larry Garron, 1960-68
80 Sammy Martin, 1988-90

Season—

71 Mack Herron, 1973-75
48 Stephen Starring, 1985
42 Ricky Smith, 1983
41 Mack Herron, 1973
39 Tony Collins, 1981
37 Allan Clark, 1979

Game—

8 Willie Porter vs. NY Jets, Sept. 22, 1968
6 By many players, Most recent: Stephen Starring
at Indianapolis, Oct. 25, 1987

Most Seasons Leading League—

1 Jon Vaughn, 28.2 (20-564), 1992
Horace Ivory, 27.6 (36-992), 1980
Raymond Clayborn, 31.0 (28-869), 1977

YARDAGE

Career—

2,299 Larry Garron, 1960-68
2,259 Stephen Starring, 1983-87
2,251 Carl Garrett, 1969-72
1,834 Sammy Martin, 1988-90
1,796 Mack Herron, 1973-1975
1,092 Mack Herron, 1973
1,012 Stephen Starring, 1985
992 Horace Ivory, 1980
879 Allen Carter, 1975
869 Raymond Clayborn, 1977

Season—

Game—	206	Allen Carter at Baltimore, Dec. 21, 1975
	175	Carl Garrett vs. Buffalo, Oct. 11, 1969

LONGEST

	101	Raymond Clayborn at Baltimore, Dec. 18, 1977 (TD)
	100	Jon Vaughn at Cincinnati, Dec. 20, 1992 (TD)
		Raymond Clayborn at NY Jets, Oct. 2, 1977 (TD)
	99	Allen Carter at Baltimore, Dec. 21, 1975 (TD)
	99	Jon Vaughn at Phoenix, Sept. 29, 1991 (TD)
	98	Ricky Smith vs. NY Jets, Sept. 19, 1982 (TD)
		Horace Ivory at Baltimore, Oct. 19, 1980 (TD)

HIGHEST AVG. YARDAGE

Career (20 Returns)—

	27.2	Allen Carter, 1975-76 (33-898)
	26.9	Raymond Clayborn, 1977-89 (57-1,538)
	26.5	Horace Ivory, 1978-81 (45-1,191)
	25.8	Larry Garron, 1960-67 (89-2,299)
	25.3	Mack Herron, 1973-75 (71-1,796)

Season (Qualifiers)—

	31.0	Raymond Clayborn, 1977
	28.5	Larry Garron, 1962
	28.4	Jess Phillips, 1976
	28.3	Carl Garrett, 1969
	28.2	Jon Vaughn, 1992

Game (3 Returns)—

	49.3	Ron Burton vs. Dallas Texans, Nov. 3, 1961 (3)
	47.0	Horace Ivory at Baltimore, Oct. 19, 1980 (3)

TOUCHDOWNS

Career—

	3	Raymond Clayborn, 1977-89
	2	Jon Vaughn, 1991-
		Larry Garron, 1960-68

Season—

	3	Raymond Clayborn, 1977
--	---	------------------------

Game—

	1	Accomplished 13 times. Most recent: Jon Vaughn at Cincinnati, Dec. 20, 1992, (100 yd. TD)
--	---	---

FUMBLES

MOST

Career—

	77	Steve Grogan, 1975-90
	49	Sam Cunningham, 1973-79, 1981
	42	Vito (Babe) Parilli, 1961-67

Season—

	12	Steve Grogan, 1979
		Sam Cunningham, 1975
		Mack Herron, 1974

Game—

	4	Vito (Babe) Parilli vs. Denver, Nov. 6, 1966
	3	Accomplished 10 times. Most recent: Steve Grogan at Buffalo, Dec. 20, 1987

MOST OWN RECOVERIES

Career—

	31	Steve Grogan, 1975-90
	19	Vito (Babe) Parilli, 1961-67

Season—

	6	Steve Grogan, 1987
		Vito (Babe) Parilli, 1963
		Ricky Smith, 1984
	5	Vito (Babe) Parilli, 1964

Game—

	2	Accomplished 9 times. Most recent: Steve Grogan vs. Miami, Sept. 13, 1987
--	---	---

MOST OPPONENT RECOVERIES

Career—

	17	Steve Nelson, 1974-87
	15	Jim Hunt, 1960-70
	14	Raymond Hamilton, 1973-80
	13	Bob Dee, 1960-67

Season—

		Andre Tippett, 1982-91
	5	Bob Dee, 1961
	4	Brent Williams, 1986

Game—

		Steve Nelson, 1978
		John Sanders, 1975
		Larry Eisenhower, 1964
		Jack Rudolph, 1960
	3	Steve Nelson vs. Philadelphia, Oct. 8, 1978
	2	By 20 players. Most recent: Johnny Rembert at NY Jets, Nov. 13, 1988

MOST RETURN YARDAGE

Career—

	82	Don Webb, 1961-71
	67	Jim Hunt, 1960-70

Season—

	54	Brent Williams, 1986
	52	Chuck Shonta, 1960

Game—

	52	Chuck Shonta vs. NY Titans, Sept. 17, 1960 (1-opp)
	51	Jim Hunt vs. Houston, Dec. 15, 1968 (1-opp)

LONGEST RETURN

- 52 Chuck Shonta vs. NY Titans, Sept. 17, 1960 (TD)
- 51 Jim Hunt vs. Houston, Dec. 15, 1968

TOUCHDOWNS

Own Fumbles Recovered For TD—

- 1 Eight players.
- Most recent: John Stephens vs. Cincinnati, Oct. 16, 1988
- (Recovered Robert Perryman fumble in the end zone)


Opponents' Fumbles Recovered For TD—

- 1 Accomplished many times.
- Most recent: Brent Williams vs. Seattle, Oct. 7, 1990 (46 yards)

SACKS

SACKS (Official Statistic Since 1982 - totals reflect all-time Patriots)

Career--	91.5	Andre Tippett, 1982-
	75.5	Julius Adams, 1971-77, 79, 85,87
	74.5	Tony McGee, 1974-81
	41.5	Brent Williams, 1986-
	36.5	Garin Veris, 1985-91
Season—	18.5	Andre Tippett, 1984
	16.5	Andre Tippett, 1985
	12.5	Andre Tippett, 1987
	11.0	Garin Veris, 1986
	10.5	Garin Veris, 1985
Rookie Season—	10.5	Garin Veris, 1985



**Steve Grogan, New England's All-Time
Passing Leader with 3,593 yards**

TEAM RECORDS

Note: Number of games per season: 1960-1977 (14); 1978-81 (16); 1982 (9); 1983-86 (16); 1987 (15), and 1988-92 (16).

VICTORIES

MOST

Season—	11	1986
		1985
		1978
		1976
	10	1964, 1980

FEWEST

Season—	1	1990
	2	1992
		1981
		1970

OFFENSIVE
SCORING

MOST POINTS SCORED

Season—	441	1980
	413	1961
	412	1986
	411	1979
	376	1976
Game—	56	vs. NY Jets, Sept. 9, 1979
	55	vs. NY Jets, Oct. 29, 1978
	52	vs. Buffalo, Oct. 22, 1961
	50	at Indianapolis, Nov. 18, 1984
	48	vs. Oakland, October 3, 1976
Quarter—	1st:	21 vs. NY Jets, Oct. 29, 1978
	1st:	21 at Miami, Dec. 15, 1974
	2nd:	27 vs. Baltimore, Nov. 18, 1979
	3rd:	22 vs. Dallas Texans, Nov. 18, 1960
	4th:	27 vs. Baltimore, Nov. 23, 1980

FEWEST POINTS SCORED

Season—	149	1970
	181	1990
	192	1972
	205	1992
	229	1968
Game—	0	17 Times.
		Most recent: Indianapolis 6, Patriots 0, Dec. 6, 1992

MOST POINTS SCORED, BOTH TEAMS

Game—	86	at Patriots 43, Oakland 43 (tie), Oct. 16, 1964
	76	NY Jets 47, at Patriots 31, Sept. 22, 1968
		at Buffalo 45, Patriots 31, Nov. 23, 1975
		at Patriots 55, NY Jets 21, Oct. 29, 1978
	73	at Patriots 52, Buffalo 21, October 22, 1961

FEWEST POINTS SCORED, BOTH TEAMS

Game—	3	at Patriots 3, Miami 0, Dec. 12, 1982
	6	Indianapolis 6, at Patriots 0, Dec. 6, 1992
	7	Houston 7, at Patriots 0, Sept. 21, 1975
	9	Patriots 6, at Miami 3, Nov. 20, 1988
		Patriots 6, at NY Jets 3, Dec. 15, 1991

GREATEST MARGIN OF VICTORY

Game—	53	at Patriots 56, NY Jets 3, Sept. 9, 1979
	42	at Patriots 45, Houston 3, Nov. 1, 1963
	41	Patriots 41, at San Diego 0, Dec. 17, 1961
	39	at Patriots 42, Baltimore 3, Oct. 6, 1974
	35	Patriots 35, at LA Chargers 0, Oct. 8, 1960

GREATEST MARGIN OF DEFEAT

Game—	52	at Miami 52, Patriots 0, Nov. 12, 1972
	42	at Green Bay (Mil.) 45, Patriots 3, Oct. 9, 1988
	38	at Cincinnati 45, Patriots 7, Dec. 20, 1970
		at Miami 41, Patriots 3, Oct. 17, 1971
	36	Chicago 46, Patriots 10, Jan. 26, 1986 (Super Bowl XX)

MOST TOUCHDOWNS

Season—	52	1961, 1980
	49	1979
	48	1976
	46	1979
	45	1986

Game—	8	vs. NY Jets, Sept 9, 1979
		vs. NY Jets, Oct. 29, 1978
	7	vs. Oakland, Oct. 3, 1976
		vs. Buffalo, Oct. 22, 1961
	6	11 times

Most recent: vs. NY Jets, Dec. 13, 1987

FEWEST TOUCHDOWNS

Season—	17	1982 (9 games)
	18	1970
	19	1990
	22	1991
	24	1972

MOST POINTS AFTER TOUCHDOWNS

Season—	51	1980
	48	1961
	46	1979
	44	1986
	42	1974, 1976, 1984

FEWEST POINTS AFTER TOUCHDOWNS

Season—	15	1982 (9 games)
	17	1970
	19	1990
		1991
	22	1992

MOST FGS ATTEMPTED

Season—	41	1986
	40	1989
	39	1964
	38	1963
	37	1962
Game—	7	vs. Indianapolis Dec. 3, 1989
		at Cincinnati, Nov. 16, 1969
		at Buffalo, Sept. 24, 1967
		at San Diego, Sept. 20, 1964
	6	vs. Denver, Oct. 4, 1964

FEWEST FGS ATTEMPTED

Season—	13	1982 (9 games)
	16	1972
	17	1975
		1992
	21	1971, 1977

22 1970, 1974, 1983,

MOST FGS MADE

Season—	32	1986
	30	1989
	26	1980
	25	1964
	24	1985
Game—	6	at Denver, Oct. 4, 1964
	4	Many times. Most recent: vs. LA Raiders, Nov. 1, 1987 (Tony Franklin)

FEWEST FGS MADE

Season—	8	1982 (9 games), 1972, 1970, 1960
	9	1983, 1975
	11	1992

FIRST DOWNS**MOST TOTAL**

Season—	335	1989
	328	1981
	322	1978
	319	1980
	318	1979
Game—	31	vs. Philadelphia, Nov. 29, 1987
		at Houston, Dec. 11, 1966
	30	vs. NY Jets, Sept. 9, 1979

at Indianapolis, Oct. 29, 1989

FEWEST TOTAL

Season—	146	1982 (9 games)
	166	1969
	181	1968
	184	1970
	190	1971
Game—	3	vs. Washington, Dec. 15, 1990
	5	vs. Miami, Dec. 12, 1982
		at NY Jets, Nov. 22, 1970
	6	at Kansas City, Oct. 11, 1970

at Philadelphia, Nov. 4, 1990
vs. New Orleans, Nov. 8, 1992

MOST RUSHING

Season—	181	1978
	150	1976
	139	1980
	132	1977, 1979
	130	1983
Game—	21	vs. Denver, Nov. 28, 1976
	18	vs. NY Jets, Oct. 18, 1976
	17	at Buffalo, Nov. 5, 1978
		vs. Buffalo, Dec. 10, 1978

FEWEST RUSHING

Season—	55	1965
	63	1970
	64	1969
	65	1990
	66	1964
Game—	0	at New Orleans, Nov. 30, 1986
		at Buffalo, Oct. 26, 1980
		at NY Jets, Nov. 22, 1970
	1	13 times. Most recent: at Miami, Oct. 18, 1992

MOST PASSING

Season—	202	1986
	186	1984
	166	1981
	159	1979
	158	1987
Game—	21	vs. Philadelphia, Nov. 29, 1987
	20	at Indianapolis, Nov. 18, 1984
		at Houston, Nov. 10, 1980
		vs. Oakland, Oct. 16, 1964
	19	at Pittsburgh, Dec. 17, 1989
		at LA Rams, Nov. 16, 1986
		at NY Jets, Sept. 30, 1984

FEWEST PASSING

Season—	63	1982 (nine games)
	87	1969, 1989
	94	1971, 1968
	95	1976
	98	1970
Game—	0	vs. Miami, Dec. 8, 1968
		at Tampa Bay, Dec. 12, 1976
	1	vs. New Orleans, Dec. 4, 1983
		vs. Miami, Dec. 12, 1982

MOST PENALTY

Season—	35	1986
	34	1989
	29	1965
	27	1979
	26	1975, 1980, 1988
Game—	7	at Houston, Sept. 19, 1965
	5	vs. NY Jets, Oct. 12, 1986
		at Indianapolis, Nov. 9, 1986
		vs. Detroit, Oct. 7, 1979
		at San Diego, Nov. 9, 1975
		vs. Baltimore, Oct. 7, 1973
		at Miami, Dec. 17, 1967

FEWEST PENALTY

Season—	9	1982 (nine games)
	11	1971, 1991
	14	1977
	15	1969, 1976, 1985
Game—	0	Many times. Most recent: at Kansas City, Dec. 13, 1992

TOTAL NET YARDS**MOST**

Season—	5,965	1978
	5,623	1981
	5,499	1985
	5,470	1979
	5,456	1989
Game—	597	vs. NY Jets, Sept. 9, 1979
	529	vs. NY Jets, Oct. 29, 1978
	526	vs. Houston, Dec. 18, 1965
	506	vs. Seattle, Sept. 21, 1986

	500	vs. Oakland
FEWEST		
Season—	2,626	1970
	2,633	1982 (9 games)
	3,127	1968
	3,419	1969
	3,556	197
Game—	57	vs. NY Jets, Sept. 19, 1982 (61r, -4p)
	74	vs. Oakland, Oct. 22, 1967 (34r, 40p)
	80	at NY Jets, Nov. 20, 1970 (23r, 57p)
	92	at Denver, Nov. 11, 1979 (58r, 34p)
	100	vs. Kansas City, Sept. 21, 1969 (43r, 57p)

RUSHING

MOST ATTEMPTS		
Season—	671	1978
	603	1977
	591	1976
	588	1980, 1988
	565	1985
Game—	62	vs. Denver, Nov. 28, 1976 (332 yds.)
	60	at Seattle, Dec. 19, 1982 (249 yds.)
	55	Four times, Most recent: vs. Seattle, Dec. 4, 1988 (171 yds.)
	54	at Buffalo, Nov. 20, 1977 (256 yds.)
		vs. Chicago, Oct. 30, 1988 (185 yds.)

FEWEST ATTEMPTS		
Season—	324	1982 (9 games)
	334	1970
	363	1960
	367	1969
	386	1972
Game—	10	vs. NY Jets, Oct. 12, 1986 (17 yards)
	11	vs. Washington, Sept. 23, 1984 (17 yds.)
		vs. Buffalo, Dec. 20, 1964 (33 yds.)
	12	at Kansas City, Oct. 3, 1965 (32 yds.)
	13	vs. Kansas City, Dec. 2, 1990 (64 yds.)
		vs. Miami, Sept. 17, 1989 (43 yds.)
	15	Six times, Most Recent: at Philadelphia, Nov. 4, 1990 (41 yds.)

MOST YARDS		
Season—	3,165	1978
	2,948	1976
	2,605	1983
	2,331	1985
	2,303	1977
Game—	332	vs. Denver, Nov. 28, 1976
	330	vs. NY Jets, Oct. 18, 1976
	328	vs. NY Jets, Sept. 18, 1983
	281	vs. Oakland, Oct. 30, 1966
		vs. Cincinnati, Dec. 22, 1985
	279	at N.Y. Jets, Nov. 19, 1978

FEWEST YARDS		
Season—	1,040	1970
	1,117	1965
	1,347	1982
	1,361	1964
	1,362	1968
Game—	2	at New Orleans, Nov. 30, 1986 (18 attempts)
	17	vs. NY Jets, Oct. 12, 1986 (10 attempts)
		vs. Washington, Sept. 23, 1984 (11 attempts)
		at LA Chargers, Oct. 28, 1960 (24 attempts)
	18	at Miami, Oct. 18, 1992 (18 attempts)
	22	vs. NY Jets, Nov. 14, 1965 (23 attempts)

MOST TOUCHDOWNS		
Season—	30	1978
	24	1976
	23	1981
	21	1974
	19	1983, 1980
Game—	4	Accomplished 6 times. Most recent: vs. San Diego, Oct. 16, 1983

FEWEST TOUCHDOWNS		
Season—	3	1982 (9 games)
	4	1990
	6	1992
	7	1971
	8	1968, 1965

PASSING

MOST ATTEMPTS

Season—	610	1989
	557	1986
	514	1990
	500	1984
	481	1991
Game—	59	vs. New Orleans, November 12, 1989
	56	at Pittsburgh, Dec. 17, 1989
	54	vs. L.A. Rams, Dec. 24, 1989
	53	vs. Philadelphia, Nov. 29, 1987
		vs. Houston, Sept. 19, 1965

FEWEST ATTEMPTS

Season—	187	1982 (9 games)
	305	1977
	309	1976
	330	1971
	338	1969
Game—	5	vs. Miami, Dec. 12, 1982 (2 comps.)
	9	vs. Miami, Nov. 9, 1969 (2 comps.)
	10	Three times, Most recent: vs. Seattle, Dec. 4, 1988 (5 comps.)
	11	vs. Oakland, Oct. 30, 1966 (4 comps.)
	12	vs. Buffalo, Oct. 20, 1968 (4 comps.)

MOST COMPLETIONS

Season—	340	1986
	302	1989
	292	1984
	284	1991
	274	1990
Game—	36	at LA Rams, Nov. 16, 1986
	34	vs. Philadelphia, Nov. 29, 1987
	30	at Indianapolis, Nov. 18, 1984
		vs. N.Y. Jets, Nov. 17, 1991
	28	at N.Y. Jets, Sept. 30, 1984

FEWEST COMPLETIONS

Season—	93	1982 (9 games)
	146	1976
	159	1971
	160	1977, 1968
	162	1969
Game—	2	vs. Miami, Nov. 9, 1969 (9 attempts)
		vs. Miami, Dec. 12, 1982 (5 attempts)
	3	vs. New Orleans, Dec. 4, 1983 (10 attempts)
	4	Four times, Most recent: vs. Buffalo, Oct. 11, 1987
	5	Seven times, Most recent: at Buffalo, Oct. 23, 1988
	6	Seven times, Most recent: vs. N.Y. Jets, Sept. 19, 1982

MOST NET YARDS

Season—	3,954	1986
	3,231	1984
	3,218	1979
	3,208	1990
	3,195	1980
Game—	405	vs. Oakland, Oct. 16, 1964
	386	vs. Seattle, Sept. 21, 1986
	383	vs. NY Jets, Oct. 12, 1986
	374	at Houston, Nov. 10, 1980
	356	vs. Philadelphia, Nov. 29, 1987

FEWEST NET YARDS

Season—	1347	1982 (9 games)
	1586	1970
	1746	1976
	1765	1968
	1887	1971
Game—	4	vs. NY Jets, Sept. 19, 1982
	13	vs. Miami, Dec. 12, 1982
	15	at Atlanta, Nov. 29, 1992
	16	vs. New Orleans, Dec. 4, 1983
		at Miami, Dec. 8, 1968

MOST TOUCHDOWNS

Season—	31	1964
	30	1979
	29	1986, 1961
	27	1980
	26	1984
Game—	6	vs. NY Jets, Sept. 9, 1979
	5	Many times, Most recent: at Buffalo, Nov. 15, 1964

FEWEST TOUCHDOWNS

Season—	7	1970
---------	---	------

10 1972
 11 1991
 12 1988, 1982
 13 1992, 1973

MOST HAD INTERCEPTED

Season— 34 1981
 33 1968
 32 1967
 29 1965, 1963
 28 1988, 1975, 1972, 1970
 Game— 6 at Denver, Sept. 3, 1967
 vs. Buffalo, Dec. 9, 1967
 at Kansas City, Oct. 11, 1970
 at San Francisco, Nov. 30, 1980

FEWEST HAD INTERCEPTED

Season— 9 1982 (9 games)
 13 1986, 1962
 14 1984
 16 1991
 17 1973

SACKS ALLOWED, MOST (ALLOWED BY N.E. OFFENSE)

Season— 66 1984 (454 yards)
 65 1992 (458 yards)
 63 1991 (436 yards)
 58 1990 (443 yards)
 49 1979 (382 yards)
 Game— 10 at Dallas, Nov. 22, 1984 (57 yards)

SACKS ALLOWED, FEWEST (ALLOWED BY N.E. OFFENSE)

Season— 14 1977 (155 yards)
 15 1982 (9 games-134 yards)
 19 1976 (164 yards)
 21 1974 (174 yards)
 23 1988 (160 yards), 1962 (164 yards)
 Game— 0 Accomplished 45 times,
 Most recent: at Cincinnati, Dec. 20, 1992

PUNTING

MOST PUNTS

Season— 103 1992
 96 1968
 92 1990, 1986, 1985, 1984
 91 1988
 89 1987
 Game— 11 Four times, Most recent: vs. New Orleans, Nov. 8,
 1992
 10 Six times, Most recent: vs. Indianapolis, Dec. 6, 1992

FEWEST PUNTS

Season— 49 1982 (9 games)
 61 1973, 1978
 63 1980
 64 1961
 65 1967
 Game— 0 3 times, Most recent: vs. Houston, Nov. 12, 1978
 1 9 times, Most recent: vs. Kansas City, Oct. 4, 1981

MOST YARDS

Season— 4,212 1992
 3,953 1985
 3,904 1984
 3,831 1968
 3,752 1990
 Game— 514 at Chicago, Sept. 15, 1985
 479 at Dallas, Nov. 22, 1984
 436 at Oakland, Nov. 1, 1981
 at Oakland, Oct. 6, 1968

FEWEST YARDS

Season— 2,137 1978
 2,140 1982 (9 games)
 2,297 1973
 2,392 1980 & 1989
 2,354 1977
 Game— 0 3 times, Most recent: vs. Houston, Nov. 12, 1978

HIGHEST AVG.

Season— 44.6 1983
 43.7 1982
 42.9 1985
 42.4 1984
 41.5 1969

Game (4 Punts Min.)—

51.2 at Buffalo, Nov. 3, 1991 (5)
 50.8 at Miami, Sept. 11, 1983 (4)
 50.8 vs. Cincinnati, Dec. 1, 1968 (4)

LOWEST AVG.

Season— 34.6 1977
 35.0 1978

PUNT RETURNS**MOST**

Season— 60 1980
 48 1984
 1976
 47 1978
 45 1989
 44 1983
 Game— 7 at Dallas, Nov. 22, 1984
 vs. Houston, Nov. 5, 1967
 6 Accomplished 11 times, Most recent: at San Francisco,
 Nov. 30, 1980

FEWEST RETURNS

Season— 16 1982
 17 1972
 23 1969
 24 1966
 25 1987

MOST YARDS

Season— 628 1976
 533 1974
 530 1985
 520 1978
 513 1980
 Game— 167 vs. Buffalo, Nov. 7, 1976
 139 at Buffalo, Nov. 20, 1977

FEWEST YARDS

Season— 37 1972
 134 1990
 138 1962
 139 1982
 143 1966

HIGHEST AVG.

Season— 13.3 1974
 13.1 1976
 13.0 1961
 12.6 1985
 10.5 1988

LOWEST AVG.

Season— 2.2 1972
 4.6 1990
 5.3 1968 & 1962
 5.6 1965
 5.8 1971

MOST TOUCHDOWNS

Season— 2 1985, 1976
 Game— 1 vs. Atlanta, Nov. 2, 1986
 vs. Indianapolis, Nov. 10, 1985
 at Buffalo, Sept. 22, 1985
 vs. NY Jets, Nov. 2, 1980
 vs. Baltimore, Nov. 18, 1979
 vs. Denver, Nov. 28, 1976
 vs. Buffalo, Nov. 7, 1976

KICKOFF RETURNS**MOST**

Season— 77 1990
 73 1967
 71 1968
 69 1989
 66 1975 & 1979
 Game— 10 vs. Buffalo, Dec. 9, 1967
 9 at Dallas, Oct. 24, 1971
 vs. NY Jets, Sept. 22, 1968
 vs. Oakland, Oct. 16, 1964

FEWEST

Season— 28 1982 (9 games)
 39 1977
 46 1976

	48	1987
	49	1961
Game—	0	at Buffalo, Dec. 20, 1987 vs. Seattle, Oct. 9, 1977 at Denver, Sept. 14, 1969

MOST YARDS

Season—	1,520	1975
	1,462	1989
	1,442	1968
	1,421	1960
	1,395	1990

Game—	245	at Dallas, Oct. 24, 1971
	230	at Baltimore, Dec. 21, 1975
	178	at NY Jets, Oct. 2, 1977
	175	vs. NY Jets, Oct. 11, 1969
	160	at Baltimore, Dec. 18, 1977

FEWEST YARDS

Season—	646	1982 (9 games)
	901	1987 (15 games)
	1,051	1977
	1,087	1976
	1,095	1963

Game—	0	at Buffalo, Dec. 20, 1987 vs. Seattle, Oct. 9, 1977 at Denver, Sept. 14, 1969
-------	---	---

HIGHEST AVG.

Season—	26.9	1977
	24.1	1973
	23.7	1960
	23.6	1976
	23.5	1972

LOWEST AVG.

Season—	18.1	1990
	18.3	1981
	18.8	1987 & 1979
	19.5	1984
	19.6	1985

MOST TOUCHDOWNS

Season—	3	1977
	2	1961
	1	1992, 1991, 1988, 1982, 1980, 1975, 1973, 1962
Game—	1	13 times, Most recent: At Cincinnati Dec. 20, 1992

PENALTIES

MOST

Season—	114	1985
	112	1977
	111	1992
	102	1976
	99	1990 & 1979
Game—	14	at N.Y. Jets, Dec. 23, 1990 at Indianapolis, Dec. 1, 1985 at Cincinnati, Oct. 15, 1978 at Denver, Dec. 1, 1991
	13	vs. Kansas City, Sept. 18, 1977

FEWEST

Season—	50	1973
	52	1962
	53	1982 (9 games) & 1964
	58	1965
	59	1967
Game—	1	10 times, Most recent: vs. Cleveland, Oct. 4, 1987

MOST YARDS

Season—	1,051	1992
	931	1977
	914	1976
	864	1979
	852	1978
Game—	139	vs. Buffalo, Nov. 6, 1983
	134	at Cincinnati, Dec. 20, 1992
	125	vs. NY Jets, Oct. 29, 1978 at Cincinnati, Oct. 15, 1978

FEWEST YARDS

Season—	412	1982 (9 games)
	456	1962
	467	1964
	506	1987
	509	1989

Game— 5 4 times, Most recent: at Miami, Dec. 22, 1986

FUMBLES

MOST

Season— 51 1973
 47 1983
 43 1975
 42 1992
 37 1967 & 1962
 Game— 8 vs. Baltimore, Oct. 7, 1973
 6 7 times, Most recent: vs. Miami, Dec. 15, 1974

FEWEST

Season— 15 1969
 16 1982 (9 games)
 18 1970
 19 1988 & 1980
 23 1964
 Game— 0 Many times, Most recent: at N.Y. Jets, Dec. 23, 1990

MOST TOTAL RECOVERED

Season— 43 1983, 1973
 37 1985
 36 1975
 Game— 8 at Pittsburgh, Sept. 26, 1976 (2-6)
 7 at LA Rams, Dec. 11, 1983 (1-6)

FEWEST TOTAL RECOVERED

Season— 8 1982 (9 games)
 15 1988
 18 1990

MOST OWN RECOVERED

Season— 25 1973
 24 1983
 Game— 5 at Washington, Oct. 25, 1981
 vs. Baltimore, Oct. 7, 1973

FEWEST OWN RECOVERED

Season— 5 1970, 1969
 8 1982 (9 games), 1971, 1968

MOST OPPONENTS' RECOVERED

Season— 27 1976
 24 1985
 21 1987, 1978
 Game— 6 at LA Rams, Dec. 11, 1983
 at Pittsburgh, Sept. 26, 1976
 5 at New Orleans, Nov. 30, 1986
 vs. Denver, Nov. 6, 1966

FEWEST OPPONENTS' RECOVERED

Season— 8 1984
 9 1965
 10 1977, 1962
 11 1982 (9 games)

DEFENSIVE NET YARDS ALLOWED

MOST NET YARDS ALLOWED

Season— 5,827 1981
 5,697 1990
 5,644 1989
 5,576 1983
 5,431 1991
 Game— 584 vs. Cincinnati, Dec. 7, 1986
 552 vs. Miami, Oct. 21, 1984
 540 vs. Houston, Oct. 13, 1961
 514 at Philadelphia, Nov. 4, 1990
 501 vs. Miami, Dec. 3, 1972

FEWEST NET YARDS ALLOWED

Season— 2,812 1982 (9 games)
 3,834 1963
 4,022 1976
 4,067 1974
 4,072 1971
 Game— 65 vs. Seattle, Dec. 4, 1988
 86 vs. Baltimore, Oct. 23, 1977
 88 vs. Miami, Oct. 12, 1980
 94 vs. Indianapolis, Nov. 6, 1992

SCORING ALLOWED

MOST POINTS ALLOWED

Season—	446	1972 & 1990
	406	1968
	391	1989
	389	1967
	370	1981
Game—	52	at Miami, Nov. 12, 1972
	48	at Philadelphia, Nov. 4, 1990
	48	at NY Jets, Oct. 27, 1968
		vs. Oakland, Oct. 22, 1967
Shutout Game—	52	at Miami, Nov. 12, 1972
	34	at Dallas Texans, Dec. 11, 1960

FEWEST POINTS ALLOWED

Season—	157	1982 (9 games)
	217	1977
	236	1976
	257	1963
	283	1966
Game—	0	15 times, Most recent: vs. Indianapolis, Nov. 22, 1987

RUSHING ALLOWED

MOST ATTEMPTS ALLOWED

Season—	644	1981
	565	1990
	560	1973
	555	1975
	549	1983
Game—	58	vs. NY Jets, Oct. 14, 1973
	54	vs. Cleveland, Oct. 4, 1987
		vs. St. Louis, Dec. 2, 1984
		vs. Washington, Sept. 23, 1984
		vs. NY Jets, Oct. 15, 1972

FEWEST ATTEMPTS ALLOWED

Season—	310	1963
	314	1982 (9 games)
	350	1961
	356	1964
	369	1966
Game—	10	at Oakland, Dec. 9, 1961
	14	at Seattle, Dec. 19, 1982
	15	vs. Houston, Dec. 18, 1965

MOST YARDS

Season—	2,950	1981
	2,850	1973
	2,717	1972
	2,676	1990
	2,359	1969
Game—	360	vs. Buffalo, Sept. 16, 1973
	349	vs. Buffalo, Dec. 14, 1975

FEWEST YARDS

Season—	1,041	1961
	1,107	1963
	1,135	1966
	1,143	1964
	1,289	1972
Game—	2	at San Diego, Dec. 17, 1961
	19	vs. Houston, Nov. 1, 1963

MOST TOUCHDOWNS

Season—	29	1990
	27	1972
	22	1979, 1968
	21	1960
	20	1988, 1985, 1981, 1870
Game—	6	at NY Jets, Oct. 27, 1968
	5	at Green Bay (Mil.), Oct. 9, 1988

FEWEST TOUCHDOWNS

Season—	5	1991
	7	1966
	8	1977
	9	1983, 1982, 1961
	10	1965, 1964

PASSING ALLOWED

MOST ATTEMPTS ALLOWED

Season—	565	1991
	530	1964
	525	1985

	520	1987
	514	1983
Game—	63	vs. Minnesota, Oct. 20, 1991
	61	vs. Minnesota, Dec. 16, 1979
	56	vs. NY Jets, Oct. 2, 1966
		vs. Denver, Sept. 21, 1962

FEWEST ATTEMPTS ALLOWED

Season—	240	1973
	267	1982 (9 games)
	325	1972
	334	1970
	348	1969
Game—	7	at Buffalo, Dec. 9, 1973
		vs. NY Jets, Oct. 14, 1973
	9	vs. NY Jets, Oct. 15, 1972

MOST COMPLETIONS ALLOWED

Season—	335	1991
	283	1984
	277	1983
	273	1987
	262	1985
Game—	35	vs. Minnesota, Dec. 16, 1979
		vs. Minnesota, Oct. 20, 1991
	29	vs. Miami, Nov. 6, 1988
	28	vs. NY Jets, Oct. 2, 1966

FEWEST COMPLETIONS ALLOWED

Season—	134	1973
	142	1982 (9 games)
	170	1971
	174	1972
	177	1970
Game—	1	vs. NY Jets, Oct. 14, 1973
	2	at Buffalo, Dec. 9, 1973

MOST NET YARDS ALLOWED

Season—	3,852	1991
	3,666	1989
	3,356	1966
	3,295	1983
	3,217	1964
Game—	467	vs. Minnesota, Dec. 16, 1979
	448	vs. Houston, Oct. 13, 1961

FEWEST NET YARDS ALLOWED

Season—	1,338	1973
	1,519	1982 (9 games)
	2,033	1977
	2,154	1971
	2,175	1976
Game—	0	vs. NY Jets, Oct. 14, 1973
	8	vs. NY Jets, Oct. 10, 1971

MOST TOUCHDOWNS ALLOWED

Season—	28	1967, 1980
	27	1961, 1989
	26	1966
	25	1991, 1984
	24	1972
Game—	5	vs. Oakland, Oct. 22, 1967
		vs. Kansas City, Sept. 25, 1966

FEWEST TOUCHDOWNS ALLOWED

Season—	9	1982 (9 games)
	11	1973
	13	1988, 1979
	14	1985
	15	1986

SACKS, MOST RECORDED (BY N.E. DEFENSE)

Season—	58	1977 (471 yards), NFL leaders
	57	1979 (512 yards), NFL leaders
	56	1963 (526 yards)
	55	1984 (452 yards)
	51	1985 (334 yards)
Game—	10	at Oakland, Sept. 22, 1963 (100 yards)
	9	vs. NY Jets, Sept. 9, 1979 (86 yards)
		vs. Denver, Nov. 28, 1976 (59 yards)

SACKS, FEWEST RECORDED (BY N.E. DEFENSE)

Season—	15	1972 (101 yards)
	20	1982 (9 games-134 yards), 1981 (175 yards)
		1992 (114 yards)
	22	1969 (159 yards)

Game— 1966 (209 yards)
0 Accomplished 65 times,
Most recent: vs. N.Y. Jets, Nov. 17, 1991

FIRST DOWNS ALLOWED

MOST TOTAL ALLOWED

Season— 328 1981
326 1983
312 1991
311 1984
307 1990
Game— 33 vs. Miami, Oct. 21, 1984
30 at Pittsburgh, Sept. 25, 1983
vs. NY Jets, Sept. 19, 1982
vs. Minnesota, Dec. 16, 1979

FEWEST TOTAL ALLOWED

Season— 185 1982 (9 games)
215 1977, 1973
219 1967
220 1962
222 1963
Game— 2 vs. Seattle, Dec. 4, 1988
5 at Chicago, Oct. 14, 1979
vs. Indianapolis, Nov. 11, 1990

MOST RUSHING

Season— 160 1981
151 1990
144 1972
142 1969, 1973
129 1983
Game— 20 vs. NY Jets, Sept. 19, 1982
19 vs. Buffalo, Dec. 14, 1975
vs. NY Jets, Oct. 15, 1972

FEWEST RUSHING

Season— 59 1963
61 1967
63 1964
68 1966, 1962
72 1961
Game— 0 6 times, Most recent: vs. Indianapolis, Nov. 11, 1990

MOST PASSING

Season— 199 1991
182 1984
176 1989
172 1983
168 1985
Game— 20 at San Francisco, Oct. 22, 1989
18 at Denver, Nov. 4, 1984
vs. San Diego, Oct. 16, 1983
vs. San Francisco, Oct. 2, 1983
17 6 times, Most recent: vs. Miami, Nov. 6, 1988

FEWEST PASSING

Season— 67 1973
88 1982 (9 games)
105 1970
111 1971, 1977
115 1969
Game— 1 vs. NY Jets, Oct. 14, 1973
2 Accomplished 9 times,
Most recent: vs. Seattle, Dec. 4, 1988

MOST PENALTY

Season— 31 1992
28 1968
25 1983
24 1985, 1960
22 1987, 1976, 1970, 1966
Game— 7 at Oakland, Oct. 6, 1968
6 at NY Jets, Oct. 27, 1968

FEWEST PENALTY

Season— 6 1973
10 1982 (9 games)
11 1974, 1980
13 1965
15 1988, 1986, 1978, 1964
Game— 0 Many times, Most recent: vs. N.Y. Giants, Dec. 30,
1990

INTERCEPTIONS BY PATRIOTS

MOST

Season—	31	1964
	29	1963
	25	1962, 1960
	24	1980, 1974
	23	1985, 1976, 1968
Game—	7	at NY Jets, Nov. 21, 1976
	6	vs. NY Jets, Sept. 27, 1964
		vs. Houston, Nov. 1, 1963

FEWEST

Season—	8	1970
	10	1972
	12	1991, 1982
	13	1975, 1973
	14	1992, 1990

MOST YARDS

Season—	645	1963
	505	1976
	427	1985, 1964
	365	1962
	358	1978
Game—	204	vs. Houston, Nov. 1, 1963
	145	at NY Jets, Nov. 21, 1976

FEWEST YARDS

Season—	99	1991
	105	1973
	118	1989
	165	1975
	176	1982

MOST TOUCHDOWNS

Season—	3	1992, 1976, 1963, 1962
	2	1987, 1974, 1971, 1967, 1961
Game—	2	at Indianapolis, Nov. 15, 1992
		at NY Jets, Nov. 21, 1976
		vs. Houston, Nov. 1, 1963

FEWEST TOUCHDOWNS

Season—	0	1991, 1990, 1988, 1984, 1981, 1977, 1973, 1972, 1970, 1966, 1965, 1960
	1	1989, 1986, 1985, 1983, 1982, 1980, 1979, 1978, 1975, 1969, 1968, 1964

10 LARGEST CROWDS AT FOXBORO STADIUM

1. 61,457	12/5/71	vs. Miami	W	34-13
2. 61,357	10/10/71	vs. N.Y. Jets	W	20-0
3. 61,297 (11 times)				
	10/2/78	vs. San Diego	W	23-18
	10/8/78	vs. Philadelphia	W	24-14
	10/22/78	vs. Miami	W	33-24
	10/29/78	vs. N.Y. Jets	W	55-21
	11/12/78	vs. Houston	L	26-23
	9/3/79	vs. Pittsburgh	L	16-13 (OT)
	9/23/79	vs. San Diego	W	27-21
	10/7/79	vs. Detroit	W	24-17
	10/21/79	vs. Miami	W	28-13
	11/18/79	vs. Baltimore	W	50-21
	11/25/79	vs. Buffalo	L	16-13 (OT)

* capacity of Foxboro Stadium decreased to 60,794 in 1980 as a result of addition of corner seats.

10 LARGEST CROWDS SINCE 1980

1. 60,994	11/23/80	vs. Baltimore	W	47-21
2. 60,840	11/6/88	vs. Miami	W	21-10
3. 60,834	11/2/80	vs. N.Y. Jets	W	34-21
4. 60,821	10/30/88	vs. Chicago	W	30-17
5. 60,787	12/14/86	vs. San Francisco	L	29-24
6. 60,771	11/13/83	vs. Miami	W	17-6
7. 60,711	10/21/84	vs. Miami	L	44-24
8. 60,689	10/5/86	vs. Miami	W	34-7
9. 60,686	9/29/85	vs. L.A. Raiders	L	33-20
10. 60,664	11/1/87	vs. L.A. Raiders	W	23-23

* largest most recent crowd was 60,410 on 12/30/90 in a 13-10 loss to the N.Y. Giants.

CONSECUTIVE RECORDS

INDIVIDUAL

SEASONS PLAYED

- 16 Steve Grogan (1975-90)
14 Steve Nelson (1974-86)

GAMES PLAYED

- 161 Raymond Clayborn (9-18-77 to 11-22-87)
152 Gino Cappelletti (9-9-60 to 12-6-70)

GAMES STARTED

- 147 Raymond Clayborn (9-3-78 to 11-22-87)
110 Ray Hamilton (9-16-73 to 10-26-80)

GAMES SCORING

- 101 John Smith (9-28-75 to 10-2-83)

GAMES SCORING TD

- 5 Horace Ivory (10-22-78 to 11-19-78)
Jimmy Colclough (11-11-62 to 12-9-62)

GAMES RUSHING TD

- 5 Horace Ivory (10-22-78 to 11-19-78)
4 Jim Nance (11-27-66 to 12-18-66)
Tony Collins (9-21-81 to 10-11-81)

GAMES RECEIVING TD

- 5 Jimmy Colclough (11-11-62 to 12-9-62)
4 Stanley Morgan (9-21-86 to 10-12-86)
Stanley Morgan (9-7-80 to 9-29-80)
Art Graham (12-11-66 to 9-17-67)

GAMES PASSING TD

- 14 Babe Parilli (12-3-61 to 9-8-63)
10 Babe Parilli (12-11-66 to 10-29-67)
Mike Taliaferro (9-28-69 to 11-30-69)
Tony Eason (11-24-85 to 10-5-86)

GAMES NONE INTERCEPTED

- 6 Tony Eason (9-7-86 to 10-26-86)

GAMES RECEPTIONS MADE

- 42 Jim Colclough (9-9-60 to 9-8-63)
28 Stanley Morgan (12-1-85 to 11-29-87)

GAMES INTERCEPTIONS MADE

- 4 Mike Haynes (11-7-76 to 11-28-76)

FGs MADE

- 14 Tony Franklin (10-26-86 to 11-23-86)
9 Tony Franklin (12-16-84 to 10-6-85), (10-7-84 to 11-4-84)

PATs MADE

- 105 Gino Cappelletti (12-8-63 to 12-18-66)
79 John Smith (11-18-79 to 10-4-81)

GAMES FG MADE

- 17 Tony Franklin (11-24-85 to 11-23-86)
12 Tony Franklin (10-7-84 to 9-8-85)

PASSING ATTEMPTS NONE INTERCEPTED

- 178 Tony Eason (12-22-85 to 10-26-86)
141 Tony Eason (12-18-83 to 10-14-84)

PRO BOWL APPEARANCES

- 8 John Hannah (1979 to 1985)

RECEPTIONS MADE FOR TDs

- 3 Derrick Ramsey (11-18-84)
Harold Jackson (9-9-79)

TEAM

MOST VICTORIES

- 7 Oct. 19, 1986 to Nov. 30, 1986
Nov. 7, 1976 to Sept. 18, 1977
Sept. 24, 1978 to Nov. 5, 1978

MOST SHUTOUT VICTORIES

- 2 vs. Miami, Dec. 12, 1982 and at Seattle Dec. 19, 1982

MOST VICTORIES AT HOME

- 10 Sept. 19, 1976 to Oct. 30, 1977

MOST VICTORIES ON ROAD

- 6 Oct. 19, 1986 to Dec. 22, 1986
Sept. 10, 1978 to Nov. 19, 1978

MOST LOSSES

- 14 Sept. 23, 1990 to Sept. 1, 1991
10 Dec. 22, 1991 to Nov. 8, 1992
9 Oct. 25, 1981 to Dec. 20, 1981
Oct. 8, 1972 to Dec. 3, 1972
Sept. 27, 1970 to Nov. 22, 1970

MOST LOSSES AT HOME

- 10 Dec. 3, 1989 to Sept. 22, 1991
 6 Nov. 3, 1974 to Sept. 28, 1975
 Oct. 15, 1972 to Sept. 23, 1973
 Sept. 27, 1970 to Dec. 13, 1970

MOST LOSSES ON ROAD

- 8 Sept. 13, 1981 to Dec. 20, 1981
 Dec. 6, 1970 to Dec. 12, 1971
 Oct. 6, 1968 to Oct. 26, 1969

MOST GAMES SCORING

- 125 Dec. 28, 1975 to Nov. 13, 1983

MOST QUARTERS PATRIOTS SCORELESS

- 10 Nov.. 22, 1992 (vs. NYJ, 2nd half) to Dec. 6, 1992 (vs. Indianapolis)

MOST SHUTOUT QUARTERS ALLOWED

- 8 Dec. 12, 1982 (vs. Miami) to Dec. 19, 1982 (at Seattle)

MOST QUARTERS NOT ALLOWING A TD

- 10 Dec. 5, 1982 (at Chicago, 2nd half) thru Dec. 19, 1982
 (at Seattle) (Shutout victories vs. Miami 12-12-82 and at
 Seattle 12-19-82)

SERIES GAME PATRIOTS' VICTORIES

- 11 Buffalo Bills, Jan. 2, 1983 to Dec. 20, 1987

SERIES GAME PATRIOTS' LOSSES

- 9 New York Jets, Dec. 18, 1966 to Nov. 22, 1970

Year-By-Year Attendance

Regular Season

Year	Home Games	Att.	Away Games	Att.	Total
1960	7	118,260	7	110,316	228,576
1961	7	115,610	7	129,984	245,594
1962	7	150,626	7	170,983	321,609
1963	7	169,870	7	143,936	313,806
1964	7	199,652	7	175,246	374,898
1965	7	143,098	7	245,485	388,583
1966	7	190,138	7	240,668	430,806
1967(a)	6	138,861	8	287,279	426,140
1968(a)	6	127,267	8	318,396	445,663
1969	7	149,412	7	284,587	433,999
1970	7	245,537	7	361,842	607,379
1971	7	411,109	7	383,143	794,252
1972	7	526,993	7	402,159	929,152
1973	7	410,443	7	416,805	827,248
1974	7	420,903	7	411,595	832,498
1975	7	411,490	7	379,112	790,602
1976	7	378,994	7	387,432	766,426
1977	7	415,959	7	399,419	815,378
1978	8	478,978	8	455,679	934,657
1979	8	478,987	8	502,492	981,479
1980	8	458,283	8	442,001	900,284
1981	8	414,741	8	413,073	827,814
1982	4	149,188	5	231,781	380,969
1983	8	370,958	8	416,024	786,982
1984	8	392,275	8	468,464	860,739
1985	8	438,817	8	458,341	897,158
1986	8	477,688	8	537,779	1,015,467
1987	8	374,302	7	431,739	806,041
1988	8	438,627	8	400,372	838,999
1989	8	388,522	8	494,981	883,503
1990	8	311,623	8	417,304	728,927
1991	8	303,116	8	433,249	736,365
1992	8	308,409	8	430,820	739,229
Totals	240	10,408,736	244	11,782,486	22,191,222

Post Season

Year	Games	Att.	Games	Att.	Total
1963	-	-	2	64,314	64,314
1976	-	-	1	54,037	54,037
1978	1	61,297	-	-	61,297
1982 (1-2-83)	-	-	1	68,842	68,842
1985	-	-	4	308,690	308,690
1986	-	-	1	76,105	76,105
Totals	1	61,297	9	571,988	633,285
Grand Totals	232	10,161,624	245	11,923,654	22,085,278

(a) One home game rescheduled and played away from home.

PATRIOTS ALL-TIME LEADERS

(ALL CAPS Indicate Active Patriots Players)

TOP 10 RUSHERS

(Based On Rushing Yardage)

	Name	Years	No.	Yards	Avg	Lg	TD
1.	Sam Cunningham	(1973-79, 81-82)	1,385	5,453	3.9	75t	43
2.	Jim Nance	(1965-71)	1,323	5,323	4.0	65t	45
3.	Tony Collins	(1981-87)	1,191	4,647	3.9	54	32
4.	Don Calhoun	(1975-81)	820	3,391	4.1	73	23
5.	John Stephens	(1988-92)	891	3,249	3.6	52	17
6.	Larry Garron	(1960-68)	763	2,981	3.9	85t	14
7.	Craig James	(1984-88)	585	2,469	4.2	73	11
8.	Mosi Tatupu	(1978-90)	612	2,415	3.9	55	18
9.	Carl Garrett	(1969-72)	537	2,235	4.2	80t	15
10.	Steve Grogan	(1975-90)	445	2,164	4.9	49t	35

TOP 10 PASSERS

(Based On Passing Yardage)

	Name	Years	Att	Comp	Yds	Pct	TD	Int
1.	Steve Grogan	(1975-90)	3,593	1,879	26,886	52.2	182	208
2.	Babe Parilli	(1961-67)	2,413	1,140	16,747	47.2	132	138
3.	Tony Eason	(1983-89)	1,500	876	10,732	58.4	60	48
4.	Jim Plunkett	(1971-75)	1,503	729	9,932	48.5	62	87
5.	Hugh Millen	(1991-92)	612	370	4,276	60.5	17	28
6.	Mike Taliaferro	(1968-70)	680	305	3,920	44.9	27	44
7.	Butch Songin	(1960-61)	604	285	3,905	47.2	36	24
8.	Matt Cavanaugh	(1978-82)	385	206	3,018	53.5	19	23
9.	Marc Wilson	(1989-90)	415	214	2,631	51.6	9	16
10.	Doug Flutie	(1987-89)	295	143	1,842	48.5	11	14

TOP 10 RECEIVERS

(Based On Number Of Receptions)

	Name	Years	No	Yds.	Avg	Lg	TD
1.	Stanley Morgan	(1977-89)	534	10,352	19.4	76t	67
2.	Irving Fryar	(1984-92)	363	5,726	15.8	80t	38
3.	Gino Cappelletti	(1960-70)	292	4,589	15.7	63t	42
4.	Jim Colclough	(1960-68)	283	5,001	17.7	78t	39
5.	Tony Collins	(1981-87)	261	2,356	9.0	49	12
6.	Sam Cunningham	(1973-79, 81-82)	210	1,905	9.1	41	6
7.	Russ Francis	(1975-80, 87-88)	207	3,157	15.3	53	28
8.	Art Graham	(1963-68)	199	3,107	15.6	80t	20
9.	Cedric Jones	(1982-90)	191	2,703	14.2	65t	16
10.	MARV COOK	(1989-)	188	1,689	9.0	49	10

TOP 10 SCORERS

(Based On Total Points)

	Name	Years	TD	TD	TD	TD	TD	TD	TD
			TD	Run	Pa.Rt	FG	PAT	TP	
1.	Gino Cappelletti	(1960-70)	42	0	42	0	176	342	1,130
2.	John Smith	(1974-83)	0	0	0	0	128	308	692
3.	Tony Franklin	(1984-87)	0	0	0	0	93	163	442
4.	Stanley Morgan	(1977-89)	68	0	67	1	0	0	408
5.	Sam Cunningham	(1973-79, 81-82)	49	43	6	0	0	0	294
6.	Jim Nance	(1965-71)	46	45	1	0	0	0	276
7.	Tony Collins	(1981-87)	44	32	12	0	0	0	264
8.	Larry Garron	(1960-68)	42	14	26	2	0	0	252
9.	Irving Fryar	(1984-92)	41	1	37	3	0	0	246
10.	Jim Colclough	(1960-68)	39	0	39	0	0	0	238

TOP 10 INTERCEPTORS (Based On Number Of Interceptions)

	Name	Years	No.	Yds.	Avg.	Lg	TD
1.	Raymond Clayborn	(1977-89)	36	555	15.4	85	1
2.	Ron Hall	(1961-67)	29	476	16.4	87	1
	Roland James	(1980-90)	29	383	13.2	46	0
	Fred Marion	(1982-91)	29	457	15.8	83	1
5.	Mike Haynes	(1976-82)	28	393	14.0	50	1
6.	Nick Buoniconti	(1962-68)	24	223	9.3	41	0
	Ronnie Lippett	(1984-91)	24	420	17.5	73	2
8.	Don Webb	(1961-70)	21	366	17.4	59	2
9.	Ron Bolton	(1972-75)	18	116	6.4	56	0
10.	Steve Nelson	(1974-87)	17	226	13.3	37	0
	Tim Fox	(1976-81)	17	215	12.7	29	0

TOP 10 PUNT RETURNERS (Based on Return Yardage)

	Name	Years	No.	FC	Yds.	Avg	LG	TD
1.	Irving Fryar	(1984-92)	206	70	2,055	10.0	85t	3
2.	Mike Haynes	(1976-81)	111	8	1,159	10.4	89t	2
3.	Stanley Morgan	(1977-89)	92	32	960	10.4	80t	1
4.	Mack Herron	(1973-75)	74	14	888	12.0	66	0
5.	Ricky Smith	(1982-83)	54	20	537	9.9	55	0
6.	Carl Garrett	(1969-72)	43	2	487	11.3	62	0
7.	Roland James	(1980-90)	42	8	400	9.5	75t	1
8.	Ron Burton	(1960-65)	56	0	389	6.9	62	0
9.	Bob Suci	(1963)	25	0	233	9.3	22	0
10.	Walter Stanley	(1992)	28	17	227	8.1	50	0

TOP 10 KICKOFF RETURNERS (Based on Return Yardage)

	Name	Years	No.	Yds.	Avg	LG	TD
1.	Larry Garron	(1960-67)	89	2,299	25.8	95t	2
2.	Stephen Starring	(1983-87)	107	2,259	21.1	53	0
3.	Carl Garrett	(1969-72)	92	2,251	24.5	63	0
4.	Sammy Martin	(1988-90)	80	1,834	22.9	95t	1
5.	Mack Herron	(1973-75)	71	1,796	25.3	92t	1
6.	Raymond Clayborn	(1977-89)	57	1,538	27.0	101t	3
7.	Ricky Smith	(1982-84)	67	1,505	22.5	98t	1
8.	Jay Cunningham	(1965-67)	64	1,372	21.4	45	0
9.	Tony Collins	(1981-87)	66	1,335	20.2	46	0
10.	JON VAUGHN	(1991-)	54	1,259	23.3	100t	2

TOP 10 PUNTERS (Based on Number of Punts)

	Name	Years	No.	Yds	Avg	LG	BLK
1.	Rich Camarillo	(1981-87)	468	19,922	42.6	76	4
2.	Tom Yewcic	(1961-66)	377	14,553	38.6	70	9
3.	Tom Janik	(1969-71)	243	9,516	39.2	58	1
4.	Mike Patrick	(1975-78)	222	8,481	38.2	64	0
5.	SHAWN MCCARTHY	(1991-)	169	6,862	40.6	93	2
6.	Jeff Feagles	(1988-89)	154	5,874	38.1	74	1
7.	Terry Swanson	(1967-68)	127	5,081	40.0	62	2
8.	Bruce Barnes	(1973-74)	100	3,738	37.4	53	0
9.	Brian Hansen	(1990)	90	3,752	41.7	69	2
10.	Eddie Hare	(1979)	83	3,038	36.6	58	1

PATRIOTS LONGEST PLAYS

RUSHING

PLAYERS	Yds.	OPPONENT	DATE
1. Larry Garron	85t	vs. Buffalo	Oct. 22, 1961
2. Carl Garrett	80t	vs. Miami	Nov. 9, 1969
3. Robert Weathers	77t	vs. Baltimore	Sept. 4, 1983
Ron Burton	77t	at Denver	Oct. 23, 1960
5. Sam Cunningham	75t	at Buffalo	Oct. 20, 1974

PASS PLAYS

PLAYERS	Yds.	OPPONENT	DATE
1. Tony Eason to Craig James	90t	at Chicago	Sept. 15, 1985
2. Jim Plunkett to Randy Vataha	88t	at Baltimore	Dec. 19, 1971
3. Tom Sherman to Jim Whalen	87t	at NY Jets	Oct. 27, 1968
4. Babe Parilli to Art Graham	80t	at Houston	Nov. 29, 1964
Jim Plunkett to Carl Garrett	80t	vs. Buffalo	Nov. 14, 1971
Doug Flutie to Irving Fryar	80t	vs. Chicago	Oct. 30, 1988

KICKOFF RETURNS

PLAYERS	Yds.	OPPONENT	DATE
1. Raymond Clayborn	101t	at Baltimore	Dec. 18, 1977
2. Raymond Clayborn	100t	at NY Jets	Oct. 2, 1977
Jon Vaughn	100t	at Cincinnati	Dec. 20, 1992
3. Allan Carter	99t	at Baltimore	Dec. 21, 1975
Jon Vaughn	99t	at Phoenix	Sept. 29, 1991
5. Ricky Smith	98t	vs. NY Jets	Sept. 19, 1982
Horace Ivory	98t	at Baltimore	Oct. 19, 1980

PUNT RETURNS

PLAYER	Yds.	OPPONENT	DATE
1. Mike Haynes	89t	vs. Buffalo	Nov. 7, 1976
2. Irving Fryar	85t	at Buffalo	Sept. 22, 1985
3. Stanley Morgan	80t	vs. Baltimore	Nov. 18, 1979
4. Irving Fryar	77t	vs. Indianapolis	Nov. 10, 1985
5. Roland James	75t	vs. NY Jets	Nov. 2, 1980

INTERCEPTION RETURNS

PLAYER	Yds.	OPPONENT	DATE
1. Rick Sanford	99t	at Chicago	Dec. 5, 1982
2. Bob Suci	98t	vs. Houston	Nov. 1, 1963
3. Ron Hall	87t	at Denver	Sept. 18, 1966
4. Raymond Clayborn	85t	at Cleveland	Oct. 7, 1984
5. Fred Marion	83t	at Seattle	Nov. 17, 1985
6. Chris Singleton	82t	at Indianapolis	Nov. 15, 1992

PUNTS

PLAYER	Yds.	OPPONENT	DATE
1. Shawn McCarthy	93	at Buffalo	Nov. 3, 1991
2. Luke Prestridge	89	vs. Miami	Oct. 21, 1984
3. Bob Scarpito	87	at Denver	Sept. 29, 1968
4. Luke Prestridge	82	vs. NY Jets	Oct. 28, 1984
5. Rich Camarillo	76	vs. NY Jets	Sept. 19, 1982
6. Rich Camarillo	75	at Chicago	Sept. 15, 1985
Rich Camarillo	75	at Oakland	Nov. 1, 1981

FIELD GOALS

PLAYER	Yds.	OPPONENT	DATE
1. Gino Cappelletti	53	at NY Jets	Nov. 28, 1965
Jason Staurovsky	53	vs. Seattle	Oct. 7, 1990
2. Gino Cappelletti	51	vs. Denver	Nov. 20, 1964
Charlie Gogolak	51	at Miami	Oct. 17, 1971
4. John Smith	50	vs. Kansas City	Oct. 4, 1981
Tony Franklin	50	at Tampa Bay	Oct. 27, 1985
Tony Franklin	50	vs. Detroit	Dec. 8, 1985
Tony Franklin	50	vs. LA Raiders	Nov. 1, 1987
Teddy Garcia	50	at Minnesota	Sept. 11, 1988

LAST TIME IT HAPPENED

Regular Season

Overtime Game:

Miami 16, Patriots 13 at Foxboro on Dec. 27, 1992

Shutout:

By Patriots: Patriots 24, Indianapolis 0 at Foxboro on Nov. 22, 1987

By Opponent: Indianapolis 6, Patriots 0 at Foxboro on Dec. 6, 1992

Kickoff Return For Touchdown:

By Patriots: Jon Vaughn at Cincinnati, Dec. 20, 1992 (100 yards)

By Opponent: Joe Washington, Baltimore, Sept. 18, 1978 (90 yards)

Punt Return For Touchdown:

By Patriots: Irving Fryar vs. Atlanta, Nov. 2, 1986 (59 yards)

By Opponent: Clarence Verdin at Indianapolis, Nov. 15, 1992 (53 yards)

Interception Return For Touchdown:

By Patriots: David Pool (41 yards) and Chris Singleton (82 yards)
at Indianapolis, Nov. 15, 1992

By Opponent: Jerry Gray, L.A. Rams, Dec. 24, 1989 (27 yards)

Fumble Return For Touchdown:

By Patriots: Tim Goad at Kansas City, Dec. 13, 1992 (19 yards)

By Opponent: Charles Minney, Kansas City, Dec. 13, 1992 (30 yards)

Opponent's Fumble Recovered In End Zone For Touchdown:

By Patriots: Johnny Rembert vs. Indianapolis, Sept. 7, 1986

By Opponent: Lyle Alzado, L.A. Raiders, Sept. 29, 1985

Blocked Punt:

By Patriots: Maurice Hurst at Pittsburgh, Dec. 9, 1990

By Opponent: Steve Tasker, Buffalo, Nov. 24, 1991

Blocked Punt Returned/Recovered For Touchdown:

By Patriots: Willie Scott vs. Indianapolis, Nov. 22, 1987 (3 yards)

By Opponent: Mark Higgs, Miami, Oct. 18, 1990 (19 yards)

Fake Field Goal Attempt:

By Patriots: at Seattle, Nov. 17, 1985 (Franklin 5-Yard Loss On Rush)

By Opponent: at Cincinnati, Dec. 20, 1992 (Breech 12-Yard pass to Pickens, no TD)

100-Yard Rushing Game:

By Patriots: Scott Lockwood vs. Miami, Dec. 27, 1992 (30-123-0)

By Opponent: Harold Green, Cincinnati, Dec. 20, 1992 (31-190-1)

100-Yard Receiving Game:

By Patriots: Irving Fryar at N.Y. Jets, Oct. 4, 1992 (8-165-2)

By Opponent: Anthony Johnson, Indianapolis, Nov. 15, 1992 (7-163-0)

300-Yard Passing Game:

By Patriots: Hugh Millen vs. Indianapolis, Dec. 8, 1991 (21-40-330-2)

By Opponent: Jeff George, Indianapolis, Nov. 15, 1992 (18-35-330-2)

4-Touchdown Passing Game:

By Patriots: Doug Flutie vs. Chicago, Oct. 30, 1988

By Opponent: Dan Marino, Miami, Oct. 18, 1992

4 Field Goals In A Game:

By Patriots: Jason Staurowsky vs. Indianapolis, Dec. 3, 1989 (5 FGs)

Jason Staurowsky vs. Buffalo, Nov. 19, 1989 (4 FGs)

By Opponent: Matt Stover, Cleveland, Oct. 25, 1992 (4 FGs)

Post-Season:

100-Yard Rushing Game:

By Patriots: Craig James at Miami, Jan. 12, 1986 (22-105-0)

By Opponent: Sammy Winder, Denver, Jan. 4, 1987 (9-102-0)

100-Yard Receiving Game:

By Patriots: Stanley Morgan at Denver, Jan. 4, 1987 (3-100-2)

By Opponent: Willie Gault, Chicago, Jan. 26, 1986 in Super Bowl XX (4-129-0)

300-Yard Passing Game:

By Patriots: Babe Parilli at Buffalo, Dec. 28, 1963 (300 yards)

YEAR-BY-YEAR LEADERS

RUSHING

YEAR	PLAYER	ATT.	YDS.	AVG.	LG	TD
1960	Alan Miller	101	416	4.2	33	1
1961	Billy Lott	100	461	4.7	38	5
1962	Ron Burton	134	548	4.0	59	2
1963	Larry Garron	179	750	4.1	47t	2
1964	Larry Garron	183	585	3.2	16	2
1965	Jim Nance	111	321	2.9	20	5
1966	Jim Nance	299	1458	4.9	65t	11
1967	Jim Nance	269	1216	4.5	53	7
1968	Jim Nance	177	593	3.4	30t	4
1969	Jim Nance	193	750	3.9	43	6
1970	Jim Nance	145	522	3.6	21	7
1971	Carl Garrett	181	784	4.3	38	1
1972	Josh Ashton	128	546	4.3	35	3
1973	Sam Cunningham	155	516	3.3	25	4
1974	Mack Herron	231	824	3.6	28	7
1975	Sam Cunningham	169	666	3.9	17	6
1976	Sam Cunningham	172	824	4.8	24	3
1977	Sam Cunningham	270	1015	3.8	31t	4
1978	Sam Cunningham	199	768	3.9	52t	8
1979	Sam Cunningham	159	563	3.5	27	5
1980	Vagas Ferguson	211	818	3.9	44	2
1981	Tony Collins	204	873	4.3	29	7
1982	Tony Collins	164	632	3.9	54	1
1983	Tony Collins	219	1049	4.8	50t	10
1984	Craig James	160	790	4.9	73	1
1985	Craig James	263	1227	4.7	65t	5
1986	Craig James	154	427	2.8	16	4
1987	Tony Collins	147	474	3.2	19	3
1988	John Stephens	297	1168	3.9	52	4
1989	John Stephens	244	833	3.4	35t	7
1990	John Stephens	212	808	3.8	26	2
1991	Leonard Russell	266	959	3.6	24	4
1992	Jon Vaughn	113	451	4.0	36	1

PASSING

Year	Player	Att.	Comp	Pct.	Yds.	Int.	LG	TD
1960	Butch Songin	392	187	47.7	2476	15	78	22
1961	Butch Songin	212	98	46.2	1429	9	58t	14
1962	Babe Parilli	253	140	55.3	1988	8	67t	18
1963	Babe Parilli	337	153	45.4	2335	24	77t	13
1964	Babe Parilli	473	228	48.2	3465	27	80t	31
1965	Babe Parilli	426	173	40.6	2597	26	73t	18
1966	Babe Parilli	382	181	47.4	2721	20	63t	20
1967	Babe Parilli	344	161	46.8	2317	24	79t	19
1968	Tom Sherman	226	90	39.8	1199	16	87t	12
1969	Mike Taliaferro	331	160	48.3	2160	18	77	19
1970	Joe Kapp	219	98	44.7	1104	17	48	3
1971	Jim Plunkett	328	158	48.2	2158	16	88t	19
1972	Jim Plunkett	355	169	47.6	2196	25	62	8
1973	Jim Plunkett	376	193	51.3	2550	17	64	13
1974	Jim Plunkett	352	173	49.1	2457	22	69t	19
1975	Steve Grogan	274	139	50.7	1976	18	62t	11
1976	Steve Grogan	302	145	48.0	1903	20	58t	18
1977	Steve Grogan	305	160	52.5	2162	21	68	17
1978	Steve Grogan	362	181	50.0	2824	23	75t	15
1979	Steve Grogan	423	206	48.7	3286	20	63t	28
1980	Steve Grogan	306	175	57.2	2475	22	71	18
1981	Steve Grogan	216	117	54.2	1859	16	76t	7
	Matt Cavanaugh	219	115	52.5	1633	13	65	5
1982	Steve Grogan	122	66	54.1	930	4	62t	7
1983	Steve Grogan	303	168	55.4	2411	12	76t	15
1984	Tony Eason	431	259	60.1	3228	8	76t	23
1985	Tony Eason	299	168	56.2	2156	17	90t	11
1986	Tony Eason	448	276	61.6	3328	10	49	19
1987	Steve Grogan	161	93	57.8	1183	9	40	10
1988	Doug Flutie	179	92	51.4	1150	10	80t	8
1989	Steve Grogan	261	133	51.0	1697	9	55t	14
1990	Marc Wilson	265	139	52.5	1625	6	36	11
1991	Hugh Millen	409	246	60.1	3073	18	60t	9
1992	Hugh Millen	203	124	61.1	1203	10	39	8

PUNTING

Year	Player	No.	Yds.	Avg.	Long
1960	Tom Greene	59	2235	37.9	66
1961	Tom Yewcic	62	2406	38.8	64
1962	Tom Yewcic	68	2634	38.7	56
1963	Tom Yewcic	73	2880	39.4	65
1964	Tom Yewcic	72	2787	38.7	63
1965	Tom Yewcic	76	3094	40.7	70
1966	Jim Fraser	53	2044	38.6	68
1967	Terry Swanson	65	2632	40.5	62
1968	Bob Scarpitto	34	1382	40.6	87
	Terry Swanson	62	2449	39.5	57
1969	Tom Janik	70	2903	41.5	56
1970	Tom Janik	86	3364	39.1	57
1971	Tom Janik	87	3249	37.3	58
1972	Pat Studstill	75	2859	38.1	57
1973	Bruce Barnes	55	2134	38.8	53
1974	Bruce Barnes	45	1604	35.6	50
1975	Mike Patrick	83	3223	38.8	62
1976	Mike Patrick	67	2688	40.1	52
1977	Mike Patrick	65	2354	36.2	64
1978	Jerrel Wilson	54	1921	35.6	57
1979	Eddie Hare	83	3038	36.6	58
1980	Mike Hubach	63	2392	38.0	69
1981	Rich Camarillo	47	1959	41.7	75
1982	Rich Camarillo	49	2140	43.7	76
1983	Rich Camarillo	81	3615	44.6	70
1984	Rich Camarillo	48	2020	42.1	61
1985	Rich Camarillo	92	3953	43.0	75
1986	Rich Camarillo	89	3746	42.1	64
1987	Rich Camarillo	62	2489	40.1	73
1988	Jeff Feagles	91	3482	38.3	74
1989	Jeff Feagles	64	2392	37.4	64
1990	Brian Hansen	90	3752	41.7	69
1991	Shawn McCarthy	66	2650	40.2	93
1992	Shawn McCarthy	103	4212	40.9	61

PUNT RETURNS

Year	Player	No.	Yds.	Avg.	LG	TD
1960	Billy Wells	12	66	4.6	16	0
1961	Fred Bruney	23	109	4.7	11	0
1962	Ron Burton	21	122	5.8	22	0
1963	Bob Suci	25	233	9.3	22	0
1964	Dave Cloutier	20	136	6.8	40	0
1965	Ron Burton	15	61	4.1	12	0
1966	Tom Hennessey	7	39	5.6	11	0
1967	Jay Cunningham	17	105	6.2	44	0
	Joe Bellino	15	129	8.6	18	0
1968	Willie Porter	22	135	6.1	24	0
1969	Carl Garrett	12	159	13.3	45	0
1970	Carl Garrett	17	168	9.9	62	0
1971	Carl Garrett	8	124	15.5	50	0
1972	Carl Garrett	6	36	6.0	27	0
1973	Mack Herron	27	282	10.8	54	0
1974	Mack Herron	35	517	14.8	66	0
1975	Darryl Stingley	15	113	7.5	29	0
1976	Mike Haynes	45	608	13.5	89t	2
1977	Stanley Morgan	16	220	13.8	53	0
	Mike Haynes	24	200	8.3	46	0
1978	Stanley Morgan	32	335	10.5	48	0
1979	Stanley Morgan	29	289	10.0	80t	1
1980	Roland James	33	331	10.0	75t	1
1981	Stanley Morgan	15	116	7.7	26	0
1982	Ricky Smith	16	139	8.7	19	0
1983	Ricky Smith	38	398	10.5	55	0
1984	Irving Fryar	36	347	9.6	55	0
1985	Irving Fryar	37	520	14.1	85t	2
1986	Irving Fryar	35	336	10.5	59t	1
1987	Irving Fryar	18	174	9.7	36	0
1988	Irving Fryar	38	398	10.5	30	0
1989	Sammy Martin	19	164	8.6	28	0
1990	Irving Fryar	28	133	4.8	17	0
1991	Jerome Henderson	27	201	7.4	39	0
1992	Walter Stanley	28	227	8.1	50	0

KICKOFF RETURNS

Year	Player	No.	Yds.	Avg.	LG	TD
1960	Dick Christy	24	617	25.7	46	0
1961	Larry Garron	16	438	27.4	89	1
1962	Larry Garron	24	686	28.5	95t	1
1963	Larry Garron	28	693	24.7	58	0
1964	J.D. Garrett	32	749	23.4	42	0
1965	Jay Cunningham	17	374	22.0	45	0
1966	Joe Bellino	18	410	22.8	43	0
1967	Jay Cunningham	30	627	20.0	41	0
1968	Willie Porter	36	812	22.6	61	0
1969	Carl Garrett	28	792	28.3	63	0
1970	Odell Lawson	25	546	21.8	52	0
1971	Carl Garrett	24	538	22.4	37	0
1972	Carl Garrett	16	410	25.6	49	0
1973	Mack Herron	41	1092	26.6	92t	1
1974	Mack Herron	28	629	18.0	62	0
1975	Allen Carter	32	879	27.5	99t	1
1976	Jess Phillips	14	397	28.4	71	0
1977	Raymond Clayborn (NFL Leader)	28	869	31.0	101t	3
1978	Raymond Clayborn	27	636	23.6	60	0
1979	Allan Clark	37	816	22.1	38	0
1980	Horace Ivory (NFL Leader)	36	992	27.6	98t	1
1981	Tony Collins	39	773	18.3	32	0
1982	Ricky Smith	24	567	23.6	98t	1
1983	Ricky Smith	42	916	21.8	53	0
1984	Tony Collins	26	544	20.9	46	0
1985	Stephen Starring	48	1012	21.1	53	0
1986	Stephen Starring	36	802	22.3	52	0
1987	Stephen Starring	23	445	19.3	43	0
1988	Sammy Martin	31	735	23.7	95t	1
1989	Sammy Martin	24	584	24.3	38	0
1990	Sammy Martin	25	515	20.6	38	0
1991	Jon Vaughn	34	717	21.1	99t	1
1992	Jon Vaughn	20	564	28.2	100t	1

PASS INTERCEPTIONS

Year	Player	No.	Yds.	Avg.	LG	TD
1960	Gino Cappelletti	4	68	17.0	24	0
1961	Don Webb	5	153	30.6	59	2
1962	Ross O'Hanley	5	83	16.6	28	0
1963	Bob Suci	8	277	36.7	98	2
1964	Ron Hall	11	148	13.5	50	0
1965	Ron Hall	3	35	11.7	29	0
1966	Ron Hall	6	159	26.5	87	0
1967	Nick Buoniconti	4	7	1.8	7	0
	Don Webb	4	91	22.8	41	0
1968	Leroy Mitchell	7	41	5.9	20	0
1969	Larry Carwell	4	114	28.5	38	0
1970	Daryl Johnson	2	51	25.5	42	0
1971	Larry Carwell	5	72	14.4	53t	1
1972	Honor Jackson	4	133	33.3	55	0
1973	Ron Bolton	6	65	10.8	56	0
1974	Ron Bolton	7	18	2.6	10	0
1975	Ron Bolton	5	33	6.6	15	0
1976	Mike Haynes	8	90	11.3	28	0
1977	Mike Haynes	5	54	10.8	22	0
1978	Mike Haynes	6	123	20.5	50	1
1979	Raymond Clayborn	5	56	11.2	27	0
1980	Raymond Clayborn	5	87	17.4	29	0
1981	Rick Sanford	3	28	9.3	21	0
	Tim Fox	3	20	6.7	20	0
1982	Mike Haynes	4	26	6.5	26	0
1983	Rick Sanford	7	24	3.4	16	0
1984	Raymond Clayborn	3	102	34.0	85	0
1985	Fred Marion	7	189	27.0	83	0
1986	Ronnie Lippett	8	76	9.5	43	0
1987	Fred Marion	4	53	13.3	25	0
1988	Raymond Clayborn	4	65	16.3	31	0
	Fred Marion	4	47	11.8	22	0
	Roland James	4	30	7.5	22	0
1989	Maurice Hurst	5	31	6.2	16t	1
1990	Maurice Hurst	4	61	15.3	36	0
	Ronnie Lippett	4	94	23.5	73	0
	Fred Marion	4	17	4.3	16	0
1991	Maurice Hurst	3	21	7.0	21	0
1992	Jerome Henderson	3	43	14.3	34	0
	Maurice Hurst	3	29	9.7	27	0

SCORING

Year	Player	TD	PAT	FG	Total
1960	Gino Cappelletti	0	36	8	60
1961	Gino Cappelletti	8	48	17	147
1962	Gino Cappelletti	5	38	20	128
1963	Gino Cappelletti	2	35	22	113
1964	Gino Cappelletti	7	38	25	155
1965	Gino Cappelletti	9	27	17	132
1966	Gino Cappelletti	6	35	16	119
1967	Gino Cappelletti	3	29	16	95
1968	Gino Cappelletti	2	26	15	83
1969	Gino Cappelletti	0	26	14	68
1970	Jim Nance	7	0	0	42
1971	Charlie Gogolak	0	28	12	64
1972	Carl Garrett	5	0	0	30
1973	Jeff White	0	21	14	63
1974	John Smith	0	42	16	90
1975	John Smith	0	33	9	60
1976	John Smith	0	42	15	87
1977	John Smith	0	33	15	78
1978	Horace Ivory	11	0	0	66
1979	John Smith (NFL Leader)	0	46	23	115
1980	John Smith (NFL Leader)	0	51	26	129
1981	John Smith	0	37	15	82
1982	John Smith	0	6	5	21
1983	Tony Collins	10	0	0	60
1984	Tony Franklin	0	42	22	108
1985	Tony Franklin	0	40	24	112
1986	Tony Franklin	0	44	32	140
1987	Tony Franklin	0	37	15	82
1988	Robert Perryman	6	0	0	36
1989	Greg Davis	0	13	16	61
1990	Jason Staurovsky	0	19	16	67
1991	Jason Staurovsky	0	10	13	49
1992	Charlie Baumann	0	22	11	55

PASS RECEPTIONS

Year	Player	No.	Yds.	Avg.	LG	TD
1960	Jim Colclough	49	666	13.6	61	9
1961	Gino Cappelletti	45	768	17.1	53	8
1962	Jim Colclough	40	868	21.7	78t	10
1963	Jim Colclough	42	793	18.8	56t	3
1964	Gino Cappelletti	49	865	17.7	58t	7
1965	Jim Colclough	40	677	16.9	41	3
1966	Art Graham	51	673	13.2	42	4
1967	Art Graham	41	606	14.8	79t	4
1968	Jim Whalen	47	718	15.3	87t	7
1969	Carl Garrett	29	267	9.2	34	2
1970	Ron Sellers	38	550	14.5	48	4
1971	Randy Vataha	51	872	17.1	88t	9
1972	Reggie Rucker	44	681	15.5	62	3
1973	Reggie Rucker	53	743	14.0	64	3
1974	Mack Herron	38	474	12.5	18	5
1975	Randy Vataha	46	720	15.7	47	6
1976	Andy Johnson	29	343	11.8	53	4
1977	Sam Cunningham	42	370	8.8	35	1
1978	Russ Francis	39	543	13.9	53	4
1979	Harold Jackson	45	1013	22.5	59	7
	Stanley Morgan	44	1002	22.8	63t	12
1980	Stanley Morgan	45	991	22.0	71	6
1981	Don Hasselbeck	46	808	17.6	51	6
	Stanley Morgan	44	1029	23.4	76t	6
1982	Stanley Morgan	28	584	20.9	75t	3
1983	Stanley Morgan	58	863	14.9	50t	2
1984	Derrick Ramsey	66	792	12.0	34	7
1985	Tony Collins	52	549	10.6	49	2
1986	Stanley Morgan	84	1491	17.8	44t	10
1987	Tony Collins	44	347	7.9	29	3
1988	Reggie Dupard	34	232	6.8	15	0
1989	Eric Sievers	54	615	11.4	46	0
1990	Irving Fryar	54	856	15.9	56	4
1991	Marv Cook	82	808	9.9	49	3
1992	Irving Fryar	55	791	14.4	54t	4

Total Yardage Leaders Throughout Patriots History

Year	Player	Total Yards	Rushing	Receiving
1992	Irving Fryar	797	6	791
1991	Leonard Russell	1040	959	81
1990	John Stephens	1004	808	196
1989	John Stephens	1040	833	207
1988	John Stephens	1266	1168	98
1987	Tony Collins	821	474	347
1986	Stanley Morgan	1491	0	1491
1985	Craig James	1587@	1227	360
1984	Craig James	949	790	159
1983	Tony Collins	1306	1049	257
1982	Tony Collins	819	632	187
1981	Tony Collins	1105	873	232
1980	Stanley Morgan	1027	36	991
1979	Harold Jackson	1025	12	1013
1978	Sam Cunningham	1065	768	297
1977*	Sam Cunningham	1385	1015	370
1976	Sam Cunningham	1123	824	299
1975	Sam Cunningham	919	666	253
1974	Mack Herron	1298	824	299
1973	Reggie Rucker	742	-1	743
1972	Carl Garrett	898	488	410
1971	Carl Garrett	1049	784	265
1970	Jim Nance	670	522	148
1969	Carl Garrett	958	691	267
1968	Jim Whalen	718	0	718
1967	Jim Nance	1412	1216	196
1966	Jim Nance	1561	1458@	103
1965	Gino Cappelletti	680	0	680
1964	Larry Garron	935	585	350
1963	Larry Garron	1168	750	418
1962	Ron Burton	1009	548	350
1961	Billy Lott	794	461	333
	Jim Colcough	794	37	757
1960	Alan Miller	700	416	284

* From 1977 to 1960 the Patriots played 14 games per season

@ Patriots Best

300+ Yards Passing Games in Patriots History

	Yds.	Att.	Comp.	Name	Date
1	414	45	26	Tony Eason	9-21-86 vs. Seattle
2	402	53	34	Tom Ramsey	11-29-87 vs. Philadelphia
3	401	42	23	Steve Grogan	10-12-86 vs. NY Jets
4	400	47	25	Babe Parilli	10-16-64 vs. Oakland
5	379	38	21	Babe Parilli	12-18-66 at NY Jets
6	375	52	36	Tony Eason	11-16-86 at LA Rams
7	374	39	25	Steve Grogan	11-10-80 at Houston
8	372	43	30	Hugh Millen	11-17-91 vs NY Jets
9	365	46	25	Steve Grogan	11-23-75 at Buffalo
10	355	40	23	Steve Grogan	11-8-81 vs. Miami
11	354	45	25	Babe Parilli	11-17-63 vs. Kansas City
12	350	35	19	Steve Grogan	11-4-79 at Buffalo
		39	21	Steve Grogan	11-29-79 at Miami
14	348	32	18	Jim Plunkett	11-18-73 vs. Green Bay
15	341	49	25	Tony Eason	9-17-89 vs. Miami
16	333	36	20	Babe Parilli	11-29-64 at Houston
17	331	31	21	Babe Parilli	10-18-63 vs. Denver
18	330	40	21	Hugh Millen	12-8-91 vs. Indianapolis
		30	19	Steve Grogan	10-11-81 at NY Jets
20	326	32	22	Hugh Millen	10-20-91 vs. Minnesota
21	325	42	22	Matt Cavanaugh	9-27-81 at Pittsburgh
22	317	36	15	Steve Grogan	10-28-79 at Baltimore
23	315	18	13	Steve Grogan	9-9-79 vs. NY Jets
24	313	46	25	Steve Grogan	12-24-89 vs. LA Rams
		29	19	Tony Eason	10-21-84 vs. Miami
		38	21	Tony Eason	11-4-84 at Denver
27	306	30	17	Steve Grogan	10-25-81 at Washington
28	304	38	18	Tom Yewcic	10-5-63 at NY Jets
		28	20	Tony Eason	10-6-85 at Cleveland

Accomplished 29 times: 11 Grogan; 6 Eason; 5 Parilli; 3 Millen; 1 Cavanaugh; 1 Plunkett; 1 Ramsey; and 1 Yewcic.

100 + Yards Rushing Games in Patriots History

	YDS.	ATT.	Name	Game
1	212	23	Tony Collins	9-18-83 vs. NY Jets
2	208	38	Jim Nance	10-30-66 vs. Oakland
3	185	34	Jim Nance	9-24-67 at Buffalo
4	177	25	Don Calhoun	11-28-76 vs. Denver
		22	Don Calhoun	12-5-76 vs. New Orleans
6	164	24	Jim Nance	12-17-67 at Miami
7	161	32	Tony Collins	11-28-82 vs. Houston
8	147	23	Tony Collins	10-23-83 at Buffalo
9	146	17	Jim Nance	12-11-66 at Houston
		35	Michael LeBlanc	10-11-87 vs. Buffalo
11	143	17	Don Calhoun	9-10-78 vs. St. Louis
12	142	25	Craig James	12-22-85 vs. Cincinnati
13	141	25	Sam Cunningham	10-7-76 vs. Buffalo
		24	Don Calhoun	11-14-76 at Baltimore
		25	Sam Cunningham	10-16-77 at San Diego
16	140	13	Larry Garron	10-26-62 vs. Oakland
17	138	30	Craig James	12-16-84 vs. Indianapolis
18	137	21	Tony Collins	9-12-82 at Baltimore
19	134	25	John Stephens	10-23-88 at Buffalo
20	133	23	Jim Nance	11-27-66 at Miami
21	130	17	John Stephens	12-17-88 at Denver
22	129	22	Sam Cunningham	10-27-74 at Minnesota
23	128	21	Mosi Tatupu	12-4-83 vs. New Orleans
		16	Horace Ivory	11-5-78 at Buffalo
25	127	29	Jim Nance	10-8-67 vs. San Diego
		21	Carl Garrett	11-28-71 at Buffalo
		16	Ron Burton	10-23-60 at Denver
		14	Andy Johnson	12-12-76 at Tampa
29	126	24	Jim Nance	9-18-66 at Denver
		23	John Stephens	11-19-89 vs. Buffalo
31	125	24	Jim Nance	11-16-69 at Cincinnati
		11	Sam Cunningham	10-20-74 at Buffalo
33	124	35	John Stephens	10-30-88 vs. Chicago
		27	John Stephens	12-3-89 vs. Indianapolis
		18	Andy Johnson	10-19-75 vs. Baltimore
36	123	30	Scott Lockwood	12-27-92 vs. Miami
37	121	31	John Stephens	12-4-88 vs. Seattle
		12	J.D. Garrett	10-4-64 at Denver
39	120	20	Craig James	11-4-84 at Denver
40	119	23	Craig James	11-3-85 vs. Miami
		13	Mack Herron	10-12-75 at Cincinnati
42	118	22	Sam Cunningham	10-24-76 at Buffalo
		17	Ron Burton	9-16-62 vs. Houston
44	116	12	Horace Ivory	11-18-79 vs. Baltimore
		10	Larry Garron	10-22-61 vs. Buffalo
46	115	26	Craig James	12-8-85 vs. Detroit
47	113	21	Sam Cunningham	11-17-74 vs. NY Jets
		20	Jim Nance	10-15-67 vs. Miami
		16	Don Calhoun	12-21-80 at New Orleans
		15	Horace Ivory	10-22-78 vs. Miami
51	112	26	Leonard Russell	12-15-91 at N.Y. Jets
		19	Craig James	11-22-84 at Dallas
53	111	19	Jim Nance	12-8-68 at Miami
		15	Carl Garrett	10-10-71 vs. NY Jets
55	110	20	Jon Vaughn	11-22-92 vs. NY Jets
56	109	27	Andy Johnson	9-18-78 vs. Baltimore
		24	Jim Nance	12-4-66 vs. Buffalo
		22	Don Calhoun	11-21-76 at NY Jets
		18	Jim Nance	11-26-67 at Houston
		17	Jim Nance	11-9-69 vs. Miami
61	108	26	Jim Nance	11-5-67 vs. Houston
		25	Jim Nance	10-23-66 vs. San Diego
		23	Josh Ashton	10-1-72 vs. Washington
		14	Craig James	11-24-85 at NY Jets
65	107	22	Jim Nance	11-20-66 at Kansas City
		20	Tony Collins	9-16-84 vs. Seattle
		17	Larry Garron	12-8-63 at Houston
68	106	27	Leonard Russell	11-3-91 at Buffalo
		21	Sam Cunningham	9-19-76 vs. Miami
		19	Don Calhoun	11-23-80 vs. Baltimore
71	105	23	Sam Cunningham	9-18-77 vs. Kansas City
		22	Craig James	1-12-86 at Miami*
		11	Dick Christy	11-11-60 vs. NY Titans

(100 + Rushers Continued On Next Page)

1993 NEW ENGLAND PATRIOTS

74	104	25	John Stephens	11-6-88 vs. Miami
		23	Craig James	1-5-86 at LA Raiders*
		22	Jim Nance	11-13-66 vs. Houston
77	103	32	Tony Collins	12-19-82 at Seattle
		22	Tony Collins	10-25-81 at Washington
		21	Andy Johnson	10-26-75 vs. San Francisco
		15	Don Calhoun	12-7-75 vs. NY Jets
		7	Steve Grogan	10-18-76 vs. NY Jets
82	101	31	Sam Cunningham	10-9-77 vs. Seattle
		21	Sam Cunningham	10-3-76 vs. Oakland
84	100	22	Mark van Eeghen	12-19-82 at Seattle
		21	Tony Collins	11-6-83 vs. Buffalo
		19	Sam Cunningham	11-23-75 at Buffalo
		17	Vagas Ferguson	11-23-80 vs. Baltimore
		6	Robert Weathers	9-4-83 vs. Baltimore

Accomplished 88 Times: Nance 17; Cunningham 11; C. James 9; Calhoun 8; Collins 8; Stephens 7; Johnson 4; Garron, Ivory 3; Burton, C. Garrett, Russell 2; Ashton, Christy, Ferguson, J.D. Garrett, Grogan, Herron, LeBlanc, Lockwood, Tatupu, van Eeghen, Vaughn, R. Weathers.1.

100 + Yards Receiving Games in Patriots History

	Yds	Rec	Name	Game
1	182	5	Stanley Morgan	11-8-81 vs. Miami
2	170	5	Stanley Morgan	11-26-78 at Indy
3	167	8	Art Graham	11-6-64 vs. Houston
4	165	8	Irving Fryar	10-4-92 at NY Jets
5	162	7	Stanley Morgan	10-12-86 vs. NY Jets
6	161	9	Irving Fryar	10-20-91 vs. Minnesota
		7	Stanley Morgan	9-21-86 vs. Seattle
8	158	5	Stanley Morgan	11-4-79 at Buffalo
		3	Ron Sellers	12-14-69 at Houston
10	156	6	Art Graham	10-5-63 at New York Jets
11	151	5	Stanley Morgan	10-28-79 at Baltimore
12	150	7	Mike Timpson	12-22-92 at Cincinnati
13	149	10	Tony Romeo	11-17-63 vs. Kansas City
		6	Randy Vataha	12-7-75 vs. NY Jets
15	148	8	Cedric Jones	9-10-89 at NY Jets
		8	Stanley Morgan	12-22-86 at Miami
17	147	7	Gino Cappelletti	10-31-64 at NY jets
		5	Harold Jackson	12-16-79 vs. Minnesota
19	146	5	Gino Cappelletti	12-18-65 vs. Houston
		6	Stanley Morgan	11-1-87 vs. LA Raiders
21	143	8	Irving Fryar	11-17-91 vs. NY Jets
22	142	4	Jim Colclough	10-6-62 vs. NY Titans
		4	Stanley Morgan	11-30-80 at San Francisco
23	141	7	Stanley Morgan	1-2-83 vs. Buffalo
		3	Stanley Morgan	11-22-81 at Buffalo
25	140	6	Stanley Morgan	10-6-85 at Cleveland
		4	Aaron Marsh	9-22-68 vs. NY Jets
27	139	7	Don Hasselbeck	10-11-81 at NY Jets
		6	Russ Francis	9-26-76 at Pittsburgh
29	137	9	Jim Colclough	11-17-63 vs. Kansas City
30	136	9	Stanley Morgan	10-9-83 at Indianapolis
31	134	11	Art Graham	11-20-66 at Kansas City
		6	Jim Colclough	12-20-64 vs. Buffalo
		6	Irving Fryar	11-24-91 vs. Buffalo
		6	Jim Whalen	10-15-67 vs. Miami
36	132	6	Irving Fryar	10-13-85 vs. Buffalo
37	131	6	Gino Cappelletti	10-13-61 vs. Houston
38	130	10	Hart Lee Dykes	12-17-89 vs. at Pittsburgh
		7	Stanley Morgan	12-5-82 at Chicago
40	129	7	Randy Vataha	12-5-71 vs. Miami
		6	Stanley Morgan	12-9-79 at NY Jets
42	127	6	Cedric Jones	11-5-89 NY Jets
		6	Harold Jackson	10-19-80 at Baltimore
		4	Stanley Morgan	12-26-82 at Pittsburgh
		3	Jim Colcough	11-30-62 vs. NY Titans
46	126	5	Harold Jackson	9-27-81 at Pittsburgh
		5	Russ Francis	9-24-78 at Oakland
		3	Irving Fryar	10-12-86 vs. NY Jets
49	125	7	Russ Francis	11-23-75 at Buffalo
		6	Stanley Morgan	10-5-86 vs. Miami
		3	Stanley Morgan	9-18-78 vs. Baltimore
52	124	7	Harold Jackson	9-3-78 vs. Washington
		5	Dick Christy	11-4-60 vs. Oakland
		5	Stanley Morgan	11-29-79 at Miami
		4	Ron Sellers	11-2-69 vs. Houston
56	123	7	Jim Colcough	9-16-61 vs. Denver

1993 NEW ENGLAND PATRIOTS

		5	Jim Colclough	11-11-62 at Denver
		5	Joe Johnson	11-25-60 vs. Houston
59	122	8	Stanley Morgan	11-4-84 at Denver
		5	Stanley Morgan	11-28-82 vs. Houston
		4	Jim Whalen	12-17-67 at Miami
		3	Irving Fryar	10-30-88 vs. Chicago
63	121	8	Darryl Stingley	10-30-77 vs. NY Jets
			Stanley Morgan	12-14-86 vs. San Francisco
		4	Stanley Morgan	12-22-85 vs. Cincinnati
			Tony Romeo	9-21-62 vs. Denver
		3	Harold Jackson	9-9-79 vs. NY Jets
68	120	7	Stanley Morgan	11-10-85 vs. Indianapolis
69	119	8	Greg McMurtry	12-8-91 vs. Indianapolis
70	118	7	Stanley Morgan	11-16-86 at LA Rams
		5	Harold Jackson	10-29-78 vs N.Y. Jets
		4	Stanley Morgan	10-4-81 vs. Kansas City
		3	Gino Cappelletti	11-13-66 vs. Houston
74	117	6	Eric Sievers	12-10-89 at Miami
75	116	9	Art Graham	9-9-67 at San Diego
		7	Stanley Morgan	9-7-86 vs. Indianapolis
		4	Darryl Stingley	10-23-77 vs. Baltimore
78	115	4	Irving Fryar	11-4-90 at Philadelphia
79	114	4	Jim Colclough	11-7-65 vs. Buffalo
		3	Stanley Morgan	10-21-84 vs. Miami
81	113	6	Larry Garron	12-11-66 at Houston
		2	Jim Whalen	10-27-68 at NY Jets
83	112	5	Don Hasselbeck	10-25-81 at Washington
		3	Jim Colclough	12-17-67 at Miami
85	111	8	Gino Cappelletti	12-18-66 at NY Jets
		6	Don Hasselbeck	9-6-81 vs. Baltimore
87	110	6	Jim Colclough	10-18-63 vs. Denver
		6	Irving Fryar	9-21-86 vs. Seattle
89	109	6	Tony Collins	10-27-85 vs. Buffalo
		3	Jim Whalen	10-25-65 at Oakland
91	108	8	Hart Lee Dykes	12-24-89 LA Rams
		6	Billy Lott	10-22-61 vs. Buffalo
		5	Reggie Rucker	11-18-73 vs. Green Bay
		5	Ron Sellers	10-4-70 vs. Baltimore
		2	Stanley Morgan	9-21-80 at Seattle
		2	Stephen Starring	9-25-83 at Pittsburgh
97	107	7	Randy Vataha	10-24-71 at Dallas
		6	Irving Fryar	11-1-87 vs. LA Raiders
		5	Stanley Morgan	12-7-86 vs. Cincinnati
100	106	4	Harold Jackson	10-1-78 vs. San Diego
		2	Larry Garron	10-23-66 vs. San Diego
102	105	5	Hart Lee Dykes	11-12-89 vs. New Orleans
		5	Harold Jackson	11-29-79 at Miami
		3	Stephen Starring	9-2-84 at Buffalo
105	104	8	Stanley Morgan	9-11-86 at NY Jets
		8	Derrick Ramsey	11-18-84 vs. Indianapolis
		3	Stanley Morgan	10-8-78 vs. Philadelphia
		3	Art Graham	11-29-64 at Houston
109	103	7	Gino Cappelletti	11-3-62 at Buffalo
		7	Reggie Rucker	10-8-72 at Buffalo
		6	Andy Johnson	12-21-75 at Baltimore
		5	Hart Lee Dykes	10-7-90 vs. Seattle
113	102	7	Stanley Morgan	10-25-87 at Indianapolis
		5	Irving Fryar	10-22-89 at San Francisco
		5	Ron Sellers	10-25-70 at Baltimore
		5	Stephen Starring	9-7-86 vs. Indianapolis
		5	Stanley Morgan	11-22-87 vs. Indianapolis
		3	Stanley Morgan	10-14-84 vs. Cincinnati
		3	Stanley Morgan	9-7-80 vs. Cleveland
		3	Stanley Morgan	9-9-79 vs. NY Jets
		3	Ron Sellers	12-7-69 at San Diego
122	101	6	Irving Fryar	9-20-92 vs. Seattle
		6	Gino Cappelletti	10-9-64 vs. San Diego
		5	Stanley Morgan	12-9-84 at Philadelphia
		5	Ron Sellers	11-23-69 vs. Buffalo
126	100	11	Tony Collins	11-29-87 vs. Philadelphia
		6	Bob Adams	12-9-73 at Buffalo
		4	Randy Vataha	12-19-71 at Baltimore
		3	Don Calhoun	12-14-75 vs. Buffalo
130		3	Stanley Morgan (Playoff)	1-4-87 at Denver

Accomplished 130 times: 39 times (including one playoff) Stanley Morgan; 12 Irving Fryar; 9 Jim Colclough; 8 Harold Jackson; 7 Gino Cappelletti; 6 Ron Sellers; 5 Art Graham; 4 Randy Vataha & Hart Lee Dykes; 3 Don Hasselbeck - Russ Francis & Stephen Starring; 2 Tony Romero - Cedric Jones - Darryl Stingley - Larry Garron - Tony Collins & Reggie Rucker; 1 Mike Timpson - Aaron Marsh - Dick Christy - Joe Johnson - Greg McMurtry - Eric Sievers - Billy Lott - Derrick Ramsey - Andy Johnson - Bob Adams & Don Calhoun..

PRESEASON STANDINGS

<u>Team</u>	<u>W</u>	<u>L</u>	<u>T</u>	<u>Pct.</u>	<u>PF</u>	<u>PA</u>	<u>Attendance</u>
Atlanta	5	5	0	.500	236	246	391,289
Buffalo	6	7	0	.462	191	201	211,895
Chicago	1	0	0	1.000	27	17	50,892
Cincinnati	1	2	0	.333	52	53	71,609
Cleveland	1	1	0	.500	48	40	78,712
Dallas	0	1	0	.000	21	36	50,118
Denver	2	5	0	.286	162	155	191,712
Detroit	1	3	0	.250	73	128	159,682
Green Bay	5	3	0	.625	160	126	352,648
Houston	0	5	0	.000	57	133	138,729
Indianapolis	0	2	0	.000	17	67	72,099
Kansas City	3	2	0	.600	112	85	128,294
LA Raiders	5	5	1	.500	245	214	384,161
LA Rams	3	4	0	.429	127	132	360,655
Miami	1	1	0	.500	19	30	33,003
Minnesota	2	1	0	.667	84	54	121,370
New Orleans	3	3	0	.500	116	120	252,495
NY Giants	3	8	0	.273	167	207	442,633
NY Jets	2	10	0	.167	129	298	238,110
Philadelphia	4	6	0	.400	182	183	378,475
Phoenix	1	1	0	.500	21	62	73,809
Pittsburgh	1	4	0	.200	66	122	228,715
San Diego	2	4	0	.333	111	165	129,152
San Francisco	0	2	0	.000	22	37	69,728
Seattle	1	1	0	.500	40	42	105,693
Tampa Bay	1	2	0	.333	48	101	165,959
Washington	5	5	0	.500	218	224	332,226
TOTALS	59	93	1	.373	2751	3278	5,213,863

PRESEASON RESULTS

<u>Date</u>	<u>Site</u> (<u>Attendance</u>)	<u>Score</u>
1960	(4-1-0)	
7/30	at Buffalo (16,000)	Patriots 28, Bills 7
8/ 5	at Providence (4,706)	Patriots 43, Broncos 6
8/14	at Boston (11,000)	Texans 24, Patriots 14
8/21	at Worcester, Mass. (7,500)	Patriots 21, Bills 7
8/28	at Amherst, Mass. (4,000)	Patriots 28, Raiders 14
1961	(3-1-0)	
8/10	at Boston (15,387)	Patriots 14, Titans 3
8/19	at Philadelphia (73,916)	Titans 17, Patriots 7
8/25	at Providence (4,762)	Patriots 28, Bills 10
9/ 1	at Buffalo (9,022)	Patriots 15, Bills 12
1962	(2-3-0)	
8/11	at Providence (9,000)	Raiders 21, Patriots 20
8/15	at Buffalo (22,112)	Patriots 12, Bills 7
8/18	at New Orleans (31,000)	Oilers 20, Patriots 10
8/25	at Lowell, Mass. (11,118)	Patriots 17, Titans 10
9/ 1	at Boston (8,783)	Bills 7, Patriots 6
1963	(0-5-0)	
8/ 4	at Oakland (9,721)	Raiders 24, Patriots 17
8/10	at San Diego (16,427)	Chargers 50, Patriots 17
8/14	at Lowell, Mass. (9,387)	Oilers 21, Patriots 20
8/24	at Buffalo (17,697)	Bills 24, Patriots 14
9/ 1	at New Brunswick, N.J. (12,500)	Jets 22, Patriots 20
1964	(0-5-0)	
8/ 9	at Boston (20,087)	Oilers 38, Patriots 7
8/18	at Lowell, Mass. (6,390)	Jets 23, Patriots 7
8/22	at New Brunswick, N.J. (11,500)	Jets 21, Patriots 20
8/28	at Buffalo (12,566)	Bills 24, Patriots 14
9/ 5	at Denver (20,568)	Broncos 27, Patriots 17
1965	(0-5-0)	
8/ 8	at Boston (23,674)	Bills 23, Patriots 0
8/13	at Allentown, Pa. (18,000)	Jets 26, Patriots 16
8/21	at Houston (30,142)	Oilers 27, Patriots 6
8/28	at Norfolk, Va. (9,217)	Jets 17, Patriots 0
9/ 4	at Kansas City (15,157)	Chiefs 34, Patriots 7

1993 NEW ENGLAND PATRIOTS

<u>Date</u>	<u>Site (Attendance)</u>	<u>Score</u>
1966	(1-3-0)	
8/ 7	at Boston (23,291)	Bills 19, Patriots 13
8/20	at Anaheim (36,038)	Patriots 21, Raiders 10
8/27	at San Diego (11,894)	Chargers 31, Patriots 13
9/ 1	at Mobile, Ala. (22,000)	Jets 41, Patriots 3
1967	(1-3-0)	
8/ 4	at Bridgeport, Conn. (16,000)	Jets 55, Patriots 13
8/13	at Boston (29,313)	Colts 33, Patriots 3
8/20	at Rochester, N.Y. (15,300)	Patriots 13, Bills 10
8/26	at Boston (15,523)	Redskins 13, Patriots 7
1968	(1-3-0)	
8/10	at New Orleans (54,400)	Saints 19, Patriots 0
8/17	at Richmond, Va. (14,000)	Jets 25, Patriots 3
8/23	at Jacksonville, Fla. (15,003)	Patriots 19, Dolphins 17
9/ 2	at Boston (31,404)	Eagles 22, Patriots 20
1969	(2-3-0)	
8/10	at Bowling Green (16,900)	Patriots 21, Bengals 13
8/17	at Boston (24,084)	Falcons 34, Patriots 16
8/25	at Montreal (8,212)	Lions 22, Patriots 9
8/31	at Jacksonville, Fla. (18,375)	Patriots 26, Broncos 10
9/ 6	at Birmingham (18,000)	Dolphins 13, Patriots 0
1970	(0-4-0)	
8/16	at Boston (25,584)	Redskins 45, Patriots 21
8/29	at Jackson, Miss. (32,000)	Saints 26, Patriots 0
9/ 4	at Shreveport, La. (22,000)	Steelers 31, Patriots 3
9/11	at Salt Lake City, Utah (17,832)	Broncos 16, Patriots 14
1971	(1-5-0)	
8/ 8	at Minneapolis (31,813)	Vikings 17, Patriots 10
8/15	at Foxboro (60,423)	Patriots 20, Giants 14
8/22	at Buffalo (31,610)	Bills 28, Patriots 14
8/29	at Foxboro (53,271)	Rams 31, Patriots 21
9/ 5	at Foxboro (48,631)	Falcons 45, Patriots 35
9/10	at Memphis, Tenn. (28,082)	Jets 38, Patriots 9
1972	(2-4-0)	
8/ 5	at Oakland (53,661)	Raiders 31, Patriots 24
8/12	at Philadelphia (30,000)	Eagles 29, Patriots 20
8/20	at Foxboro (50,892)	Patriots 27, Bears 17
8/27	at Foxboro (51,470)	Giants 31, Patriots 10
9/ 2	at Denver (37,128)	Broncos 49, Patriots 24
9/10	at Foxboro (47,684)	Patriots 34, Lions 30
1973	(1-5-1)	
7/28	at Canton, Ohio (19,685)	49ers 20, Patriots 7
8/ 5	at Foxboro (43,914)	Patriots 17, Raiders 17
8/12	at Foxboro (49,209)	Giants 13, Patriots 7
8/18	at Atlanta (56,239)	Falcons 27, Patriots 10
8/25	at New Orleans (64,131)	Patriots 31, Saints 6
9/ 2	at Foxboro (50,369)	Redskins 35, Patriots 14
9/ 7	at Detroit (50,104)	Lions 34, Patriots 21
1974	(4-2-0)	
8/ 2	at Washington (16,405)	Patriots 21, Redskins 16
8/11	at Foxboro (17,992)	Giants 21, Patriots 6
8/18	at Foxboro (20,546)	Patriots 7, Saints 3
8/24	at San Diego (18,903)	Patriots 23, Chargers 14
8/31	at Spokane, Wash. (18,000)	Broncos 27, Patriots 21
9/ 8	at Foxboro (35,412)	Patriots 27, Eagles 17
1975	(3-2-0)	
8/10	at Foxboro (40,726)	Giants 28, Patriots 14
8/17	at Foxboro (40,218)	Patriots 36, Vikings 10
8/22	at Philadelphia (40,156)	Eagles 24, Patriots 10
8/30	at Milwaukee (51,769)	Patriots 20, Packers 17 (OT)
9/ 7	at Foxboro (39,502)	Patriots 31, Chargers 24
1976	(3-3-0)	
8/ 1	at Foxboro (30,032)	Patriots 13, Giants 7 (OT)
8/ 6	at Norman, Ok. (23,800)	Chargers 26, Patriots 17
8/15	at Foxboro (30,552)	Packers 16, Patriots 14
8/21	at Atlanta (30,619)	Patriots 28, Falcons 17
8/30	at Cleveland (36,016)	Browns 30, Patriots 27
9/ 5	at Foxboro (32,254)	Patriots 27, Eagles 7
1977	(5-1-0)	
8/ 6	at E. Rutherford, N.J. (44,471)	Patriots 19, Giants 3
8/13	at Milwaukee (53,244)	Patriots 38, Packers 3
8/22	at Philadelphia (28,025)	Eagles 21, Patriots 10
8/28	at Foxboro (43,779)	Patriots 13, Steelers 10 (OT)
9/ 4	at Foxboro (41,053)	Patriots 45, Redskins 7
9/11	at Foxboro (41,346)	Patriots 29, Falcons 10
1978	(4-0-0)	
8/ 5	at Los Angeles (60,134)	Patriots 14, Rams 7
8/12	at Oakland (53,335)	Patriots 21, Raiders 7

8/20	at Foxboro (39,043)	Patriots 24, Chiefs 7
8/27	at Foxboro (42,696)	Patriots 21, Browns 10
1979	(2-2-0)	
8/4	at Atlanta (59,725)	Patriots 37, Falcons 14
8/12	at Foxboro (44,955)	Rams 15, Patriots 3
8/19	at Foxboro (45,518)	Patriots 35, Raiders 14
8/24	at Denver (75,103)	Broncos 20, Patriots 17 (OT)
1980	(1-3-0)	
8/11	at Anaheim (66,656)	Patriots 35, Rams 31
8/16	at Oakland (41,649)	Raiders 31, Patriots 29
8/24	at Foxboro (45,207)	Eagles 23, Patriots 17
8/29	at Seattle (64,759)	Seahawks 30, Patriots 23
1981	(4-0-0)	
8/10	at Anaheim (69,006)	Patriots 34, Rams 21
8/15	at Tampa, Fla. (66,553)	Patriots 17, Buccaneers 16
8/22	at Foxboro (43,032)	Patriots 23, Raiders 21
8/30	at Foxboro (44,078)	Patriots 19, Redskins 10
1982	(1-3-0)	
8/14	at Knoxville, Tenn. (93,251)	Steelers 24, Patriots 20
8/20	at Philadelphia (56,431)	Eagles 14, Patriots 7
8/28	at Dallas (50,118)	Cowboys 36, Patriots 21
9/4	at Foxboro (39,888)	Patriots 41, Packers 27
1983	(0-4-0)	
8/6	at Knoxville, Tenn. (42,816)	Steelers 27, Patriots 16
8/14	at San Francisco (50,043)	49ers 17, Patriots 15
8/20	at Los Angeles (40,190)	Rams 13, Patriots 7
8/26	at Tampa Bay (52,108)	Buccaneers 41, Patriots 21
1984	(2-2-0)	
8/3	at Foxboro (34,751)	Giants 48, Patriots 20
8/11	at Buffalo (19,578)	Bills 23, Patriots 13
8/17	at Washington (35,932)	Patriots 31, Redskins 27
8/24	at Foxboro (22,721)	Patriots 36, Chiefs 7
1985	(1-3-0)	
8/10	at Foxboro (27,014)	Saints 32, Patriots 20
8/17	at Kansas City (35,162)	Patriots 31, Chiefs 13
8/23	at Washington (50,538)	Redskins 37, Patriots 36
8/31	at Los Angeles (39,911)	Rams 14, Patriots 13
1986	(4-1-0)	
8/2	at Canton, Ohio (22,739)	Patriots 21, Cardinals 16
8/10	at Foxboro (37,335)	Patriots 18, Redskins 7
8/16	at New Orleans (54,364)	Patriots 38, Saints 34
8/22	at Los Angeles (44,352)	Raiders 24, Patriots 10
8/30	at Green Bay (50,642)	Patriots 16, Packers 9
1987	(2-2-0)	
8/16	at Foxboro (50,014)	Giants 19, Patriots 17
8/23	at Foxboro (38,734)	Eagles 19, Patriots 13 (OT)
8/29	at Minneapolis (49,339)	Patriots 38, Vikings 27
9/4	at Jacksonville, Fla. (52,508)	Patriots 14, Falcons 13
1988	(1-3-0)	
8/6	at Foxboro (32,949)	Falcons 34, Patriots 30
8/13	at Memphis, Tenn. (48,113)	Oilers 27, Patriots 14
8/20	at Philadelphia (41,502)	Patriots 24, Eagles 21
8/26	at Foxboro (30,941)	Bengals 27, Patriots 21
1989	(2-2-0)	
8/12	at Foxboro (32,398)	Giants 20, Patriots 17
8/19	at St. Louis (48,746)	Patriots 17, Seahawks 12
8/26	at Atlanta (21,118)	Patriots 23, Falcons 7
9/1	at Foxboro (26,549)	Packers 16, Patriots 0
1990	(0-4-0)	
8/9	at Montreal (26,869)	Steelers 30, Patriots 14
8/18	at Jacksonville, Fla. (51,066)	Buccaneers 44, Patriots 10
8/24	at Foxboro (23,768)	Bengals 13, Patriots 10
8/31	at Foxboro (24,106)	Falcons 45, Patriots 14
1991	(1-3-0)	
8/3	at Green Bay (52,852)	Packers 28, Patriots 7
8/10	at Foxboro (16,757)	Redskins 27, Patriots 6
8/17	at Phoenix (51,070)	Cardinals 46, Patriots 0
8/24	at Foxboro (21,147)	Patriots 24, Giants 6
1992	(1-3-0)	
8/8	at Indianapolis (42,786)	Colts 34, Patriots 14
8/14	at Foxboro (18,626)	Chargers 20, Patriots 10
8/22	at Detroit (53,682)	Lions 42, Patriots 9
8/29	at Milwaukee, Wis. (47,152)	Patriots 24, Packers 10

Thirty-one-year record: 59-93-1 (.373)

ALL-TIME SERIES STANDINGS

(Includes Regular Season and Playoff Games)

Team	W	L	T	PCT.	PF	PA
Atlanta	3	4	0	.429	111	158
Buffalo	34	31	1	.515	1,277	1,297
Chicago	3	3	0	.500	100	116
Cincinnati	7	7	0	.500	224	327
Cleveland	2	9	0	.182	153	234
Dallas	0	6	0	.000	117	173
Denver	12	17	0	.414	603	643
Detroit	2	2	0	.500	64	87
Green Bay	2	2	0	.500	76	116
Houston	17	14	1	.547	755	656
Indianapolis/Baltimore	26	19	0	.578	1028	851
Kansas City	7	13	3	.327	408	578
Los Angeles Raiders	13	13	1	.500	585	682
Los Angeles Rams	3	3	0	.500	85	80
Miami	21	33	0	.389	1,040	1,243
Minnesota	3	2	0	.600	90	131
New Orleans	5	2	0	.714	148	122
New York Giants	1	3	0	.250	48	66
New York Jets	29	36	1	.441	1,493	1,487
Philadelphia	2	5	0	.285	132	166
Phoenix/St. Louis	1	6	0	.143	87	179
Pittsburgh	3	8	0	.273	179	256
San Diego	13	12	2	.519	595	567
San Francisco	1	6	0	.143	130	187
Seattle	6	5	0	.545	221	203
Tampa Bay	3	0	0	1.000	73	31
Washington	1	4	0	.200	80	114
PATRIOTS TOTALS	220	265	9	.447	9,902	10,750

REGULAR SEASON RESULTS

1960 (Fourth in AFL-East, 5-9-0) Head Coach: Lou Saban

Date	Score	Opponent	Margin	Result	Record	Attendance
9/09	10-13	Denver	-3	L	0-1	21,597
9/16	28-24	at New York	+4	W	1-1	19,200
9/23	0-13	Buffalo	-13	L	1-2	20,732
10/08	35-0	at Los Angeles	+35	W	2-2	18,226
10/16	14-27	Oakland (at S.F.)	-13	L	2-3	11,500
10/23	24-31	at Denver	-7	L	2-4	12,683
10/28	16-45	Los Angeles	-29	L	2-5	13,988
11/04	34-28	Oakland	+6	W	3-5	8,446
11/11	38-21	New York	+27	W	4-5	11,653
11/18	42-14	Dallas	+28	W	5-5	14,721
11/25	10-24	Houston	-14	L	5-6	27,123
12/04	14-38	at Buffalo	-24	L	5-7	14,335
12/11	0-34	at Dallas	-34	L	5-8	12,000
12/18	21-37	at Houston	-16	L	5-9	22,352
Total	286-349					228,556

NOTE: All home games played at Boston University Field.

1961 (Second in AFL-East, 9-4-1)

Head Coach: Lou Saban (2-3-0), Mike Holovak (7-1-1)

Date	Score	Opponent	Margin	Result	Record	Attendance
9/09	20-21	New York	-1	L	0-1	16,683
9/16	45-17	Denver	+28	W	1-1	14,479
9/23	23-21	at Buffalo	+2	W	2-1	21,504
10/01	30-37	at New York	-7	L	2-2	15,189
10/07	27-38	San Diego	-11	L	2-3	17,748
10/13	31-31	Houston	0	T	2-3-1	15,070
10/22*	52-21	Buffalo	+31	W	3-3-1	9,398
10/29	18-17	at Dallas	+1	W	4-3-1	20,500
11/03	28-21	Dallas	+6	W	5-3-1	25,063
11/12	15-27	at Houston	-12	L	5-4-1	35,649
11/17	20-17	Oakland	+3	W	6-4-1	17,169
12/03	28-24	at Denver	+4	W	7-4-1	9,303
12/09	35-21	Oakland (at S.F.)	+14	W	8-4-1	6,500
12/17	41-0	at San Diego	+41	W	9-4-1	21,339
Total	413-313					245,594

* Hurricane threat postponed this originally scheduled night game from Oct. 20.

NOTE: All home games played at Boston University Field.

1962 (Second in AFL-East, 9-4-1) Head Coach: Mike Holovak

Date	Score	Opponent	Margin	Result	Record	Attendance
9/08	28-42	at Dallas	-14	L	0-1	32,000
9/16	34-21	Houston	+13	W	1-1	32,276
9/21	41-16	Denver	+25	W	2-1	21,038
10/06	43-14	at New York	+29	W	3-1	14,412
10/12	7-27	Dallas	-20	L	3-2	23,874
10/19	24-20	San Diego	+4	W	4-2	20,888
10/26	26-16	Oakland	+10	W	5-2	12,514
11/03	28-28	at Buffalo	0	T	5-2-1	33,247
11/11	33-29	at Denver	+4	W	6-2-1	28,187
11/18	17-21	at Houston	-4	L	6-3-1	35,250
11/23	21-10	Buffalo	+11	W	7-3-1	20,021
11/30	24-17	New York	+7	W	8-3-1	20,015
12/09	20-14	at San Diego	+6	W	9-3-1	19,887
12/16	0-20	at Oakland	-20	L	9-4-1	8,000

Total 346-295

321,609

NOTE: All home games played at Boston University Field with exception of 9/16 game vs Houston which was played at Harvard Stadium.

1963 (First in AFL-East, 7-6-1) Head Coach: Mike Holovak

Date	Score	Opponent	Margin	Result	Record	Attendance
9/08	38-14	New York	+24	W	1-0	24,120
9/14	13-17	at San Diego	-4	L	1-1	26,097
9/22	20-14	at Oakland	+6	W	2-1	17,131
9/29	10-14	at Denver	-4	L	2-2	18,636
10/05	24-31	at New York	-7	L	2-3	16,769
10/11	20-14	Oakland	+6	W	3-3	26,494
10/18	40-21	Denver	+19	W	4-3	25,418
10/26	21-28	at Buffalo	-7	L	4-4	29,243
11/01	45-3	Houston	+42	W	5-4	31,185
11/10	6-7	San Diego	-1	L	5-5	28,402
11/17	24-24	Kansas City	0	T	5-5-1	17,270
12/01	17-7	Buffalo	+10	W	6-5-1	16,981
12/08	46-28	at Houston	+18	W	7-5-1	23,462
12/14	3-35	at Kansas City	-32	L	7-6-1	12,598

Total 327-257

313,806

EASTERN DIVISION CHAMPIONSHIP

12/28	26-8	at Buffalo	+18	W		33,044
-------	------	------------	-----	---	--	--------

AFL CHAMPIONSHIP

1/05	10-51	at San Diego	-41	L		31,270
------	-------	--------------	-----	---	--	--------

G.Total363-316

378,120

NOTE: All home games played at Fenway Park with exception of 9/8 vs New York which was played at Boston College Alumni Stadium.

10-3-1) Head Coach: Mike Holovak

Date	Score	Opponent	Margin	Result	Record	Attendance
9/13	17-14	at Oakland	+3	W	1-0	21,126
9/20	33-28	at San Diego	+5	W	2-0	20,568
9/27	26-10	New York	+16	W	3-0	22,716
10/04	39-10	at Denver	+29	W	4-0	15,485
10/09	17-26	San Diego	-9	L	4-1	35,006
10/16	43-43	Oakland	0	T	4-1-1	23,279
10/23	24-7	Kansas City	+17	W	5-1-1	27,400
10/31	14-35	at New York	-21	L	5-2-1	45,033
11/06	25-24	Houston	+1	W	6-2-1	28,161
11/15	36-28	at Buffalo	+8	W	7-2-1	42,308
11/20	12-7	Denver	+5	W	8-2-1	24,979
11/29	34-17	at Houston	+17	W	9-2-1	17,560
12/06	31-24	at Kansas City	+7	W	10-2-1	13,166
12/20	14-24	Buffalo	-10	L	10-3-1	38,021

Total 365-297

374,898

NOTE: All home games played at Fenway Park with exception of 9/27 vs. New York which was played at Boston College Alumni Stadium.

1965 (Third in AFL-East, 4-8-2) Head Coach: Mike Holovak

Date	Score	Opponent	Margin	Result	Record	Attendance
9/11	7-24	at Buffalo	-17	L	0-1	45,502
9/19	10-31	at Houston	-21	L	0-2	32,445
9/24	10-27	Denver	-17	L	0-3	26,782
10/03	17-27	at Kansas City	-10	L	0-4	26,773
10/08	10-24	Oakland	-14	L	0-5	24,824
10/17	13-13	San Diego	0	T	0-5-1	20,924
10/24	21-30	at Oakland	-9	L	0-6-1	20,858
10/31	22-6	at San Diego	+16	W	1-6-1	33,366
11/07	7-23	Buffalo	-16	L	1-7-1	24,415
11/14	20-30	New York	-10	L	1-8-1	18,589
11/21	10-10	Kansas City	0	T	1-8-2	13,056
11/28	27-23	at New York	+4	W	2-8-2	59,334
12/12	28-20	at Denver	+8	W	3-8-2	27,207
12/18	42-14	Houston	+28	W	4-8-2	14,508

Total 244-302

388,583

NOTE: All home games played at Fenway Park.

1993 NEW ENGLAND PATRIOTS

1966 (Second in AFL-East, 8-4-2) Head Coach: Mike Holovak

Date	Score	Opponent	Margin	Result	Record	Attendance
9/10	0-24	at San Diego	-24	L	0-1	29,539
9/18	24-10	at Denver	+14	W	1-1	25,337
9/25	24-43	Kansas City	-19	L	1-2	22,641
10/02	24-24	New York	0	T	1-2-1	27,255
10/08	20-10	at Buffalo	+10	W	2-2-1	45,542
10/23	35-17	San Diego	+18	W	3-2-1	32,371
10/30	24-21	Oakland	+3	W	4-2-1	26,941
11/06	10-17	Denver	-7	L	4-3-1	18,154
11/13	27-21	Houston	+6	W	5-3-1	23,426
11/20	27-27	at Kansas City	0	T	5-3-1	41,475
11/27	20-14	at Miami	+6	W	6-3-2	22,754
12/04	14-03	Buffalo	+11	W	7-3-2	39,350
12/11	38-14	at Houston	+24	W	8-3-2	17,100
12/18	28-38	at New York	-10	L	8-4-2	58,921
Total	315-283					430,806

NOTE: All home games played at Fenway Park.

1967 (Fifth in AFL-East, 3-10-1) Head Coach: Mike Holovak

Date	Score	Opponent	Margin	Result	Record	Attendance
9/03	21-26	at Denver	-5	L	0-1	35,488
9/09	14-28	at San Diego	-14	L	0-2	39,337
9/17	7-35	at Oakland	-28	L	0-3	26,289
9/24	23-0	at Buffalo	+23	W	1-3	45,748
10/08	*31-31	at San Diego	0	T	1-3-1	23,620
10/15	41-10	Miami	+31	W	2-3-1	23,955
10/22	14-48	Oakland	-34	L	2-4-1	25,057
10/29	23-30	at New York	-7	L	2-5-1	62,784
11/05	18-7	Houston	+11	W	3-5-1	19,422
11/12	10-33	Kansas City	-23	L	3-6-1	23,010
11/19	24-29	New York	-5	L	3-7-1	26,790
11/26	6-27	at Houston	-21	L	3-8-1	28,044
12/09	16-44	Buffalo	-28	L	3-9-1	20,627
12/17	32-41	at Miami	-9	L	3-10-1	25,969
Total	280-389					426,140

*Scheduled as home game, played at San Diego because of World Series at Fenway Park.

NOTE: All home games played in Fenway Park with exception of 10/15 vs. Miami which was played at Boston College Alumni Stadium.

1968 (Fourth in AFL-East, 4-10-0) Head Coach: Mike Holovak

Date	Score	Opponent	Margin	Result	Record	Attendance
9/08	16-7	at Buffalo	+9	W	1-0	38,865
9/22	*31-47	New York	-16	L	1-1	29,192
9/29	20-17	at Denver	+3	W	2-1	37,024
10/06	10-41	at Oakland	-31	L	2-2	44,253
10/13	0-16	Houston	-16	L	2-3	32,502
10/20	23-6	Buffalo	+17	W	3-3	21,082
10/27	14-48	at New York	-34	L	3-4	62,351
11/03	14-35	Denver	-21	L	3-5	18,304
11/10	17-27	San Diego	-10	L	3-6	19,278
11/17	17-31	at Kansas City	-14	L	3-7	48,271
11/24	10-34	Miami	-24	L	3-8	18,305
12/01	33-14	Cincinnati	+19	W	4-8	17,796
12/08	7-38	at Miami	-31	L	4-9	24,242
12/15	17-45	at Houston	-28	L	4-10	34,198
Total	229-406					445,663

*Scheduled as home game, played in Birmingham, Alabama, because of conflict with major league baseball. NOTE: All home games played at Fenway Park.

1969 (Tied for Third in AFL-East, 4-10-0) Head Coach: Clive Rush

Date	Score	Opponent	Margin	Result	Record	Attendance
9/14	7-35	at Denver	-28	L	0-1	43,679
9/21	0-31	Kansas City	-31	L	0-2	22,002
9/28	23-38	Oakland	-15	L	0-3	19,069
10/05	14-23	New York	-9	L	0-4	25,584
10/11	16-23	at Buffalo	-7	L	0-5	46,201
10/19	10-13	San Diego	-3	L	0-6	18,346
10/26	17-23	at New York	-6	L	0-7	62,298
11/02	24-0	Houston	+24	W	1-7	19,006
11/09	16-17	Miami	-1	L	1-8	19,821
11/16	25-14	at Cincinnati	+11	W	2-8	27,927
11/23	35-21	Buffalo	+14	W	3-8	25,584
11/30	38-23	Miami (at Tampa)	+15	W	4-8	32,121
12/07	18-28	at San Diego	-10	L	4-9	33,146
12/14	23-27	at Houston	-4	L	4-10	39,215
Total	266-316					433,999

NOTE: All home games played at Boston College Alumni Stadium.

1993 NEW ENGLAND PATRIOTS

1970 (Fifth in AFC-East, 2-12-0)

Head Coach: Clive Rush (1-6-0), John Mazur (1-6-0)

Date	Score	Opponent	Margin	Result	Record	Attendance
9/20	27-14	Miami	+13	W	1-0	32,607
9/27	21-31	New York Jets	-10	L	1-1	36,040
10/04	6-14	Baltimore	-8	L	1-2	38,235
10/11	10-23	at Kansas City	-13	L	1-3	50,698
10/18	0-16	New York Giants	-16	L	1-4	39,091
10/25	3-27	at Baltimore	-24	L	1-5	60,240
11/11	0-45	Buffalo	-35	L	1-6	31,148
11/08	0-31	at St. Louis	-31	L	1-7	46,466
11/15	14-16	San Diego	-2	L	1-8	30,597
11/22	3-17	at New York Jets	-14	L	1-9	61,822
11/29	14-10	at Buffalo	+4	W	2-9	31,427
12/06	20-37	at Miami	-17	L	2-10	51,032
12/13	14-35	Minnesota	-21	L	2-11	37,819
12/20	7-45	at Cincinnati	-38	L	2-12	60,157
Total	149-361					697,379

NOTE: All home games played at Harvard Stadium.

1971 (Third in AFC-East, 6-8-0) Head Coach: John Mazur

Date	Score	Opponent	Margin	Result	Record	Attendance
9/19	20-6	Oakland	+14	W	1-0	55,405
9/26	7-34	Detroit	-27	L	1-1	61,057
10/03	3-23	Baltimore	-20	L	1-2	61,232
10/10	20-0	New York Jets	+20	W	2-2	61,357
10/17	3-41	at Miami	-38	L	2-3	58,822
10/24	21-44	at Dallas	-23	L	2-4	65,708
10/31	10-27	at San Francisco	-17	L	2-5	45,092
11/07	28-20	Houston	+8	W	3-5	53,155
11/14	38-33	Buffalo	+5	W	4-5	57,446
11/21	7-27	at Cleveland	-20	L	4-6	65,238
11/28	20-27	at Buffalo	-7	L	4-7	27,166
12/05	34-13	Miami	+21	W	5-7	61,457
12/12	6-13	at New York Jets	-7	L	5-8	63,175
12/19	21-17	at Baltimore	+4	W	6-8	57,942
Total	238-325					794,252

NOTE: All home games played at Schaefer Stadium.

1972 (Fifth in AFC-East, 3-11-0)

Head Coach: John Mazur (2-7-0), Phil Bengtson (1-4-0)

Date	Score	Opponent	Margin	Result	Record	Attendance
9/17	7-31	Cincinnati	-24	L	0-1	60,999
9/24	21-20	Atlanta	+1	W	1-1	60,999
10/01	24-23	Washington	+1	W	2-1	60,999
10/08	14-38	at Buffalo	-24	L	2-2	41,749
10/15	13-41	New York Jets	-28	L	2-3	60,999
10/22	3-33	at Pittsburgh	-30	L	2-4	46,081
10/29	10-24	at New York Jets	-14	L	2-5	62,867
11/06	17-24	Baltimore	-7	L	2-6	60,999
11/12	0-52	at Miami	-52	L	2-7	80,010
11/19	24-27	Buffalo	-4	L	2-8	60,999
11/26	0-31	at Baltimore	-31	L	2-9	54,907
12/03	21-37	Miami	-16	L	2-10	60,999
12/10	17-10	at New Orleans	+7	W	3-10	64,889
12/17	21-45	at Denver	-24	L	3-11	51,656
Total	192-446					829,152

1973 (Third in AFC-East, 5-9-0) Head Coach: Chuck Fairbanks

Date	Score	Opponent	Margin	Result	Record	Attendance
9/16	13-31	Buffalo	-18	L	0-1	56,114
9/23	7-10	Kansas City	-3	L	0-2	57,918
9/30	23-44	at Miami	-21	L	0-3	80,047
10/07	24-16	Baltimore	+8	W	1-3	57,044
10/14	7-9	New York Jets	-2	L	1-4	58,659
10/21	13-10	at Chicago	+3	W	2-4	55,701
10/28	14-30	Miami	-16	L	2-5	61,279
11/04	23-24	at Philadelphia	-1	L	2-6	65,070
11/11	13-33	at New York Jets	-20	L	2-7	60,737
11/18	33-24	Green Bay	+9	W	3-7	61,279
11/25	32-0	at Houston	+32	W	4-7	27,344
12/02	30-14	San Diego	+16	W	5-7	58,150
12/09	13-37	at Buffalo	-24	L	5-8	75,841
12/16	13-18	at Baltimore	-5	L	5-9	52,065
Total	258-300					827,248

1993 NEW ENGLAND PATRIOTS

1974 (Tied for Third in AFC-East, 7-7-0) Head Coach: Chuck Fairbanks

Date	Score	Opponent	Margin	Result	Record	Attendance
9/15	34-24	Miami	+10	W	1-0	55,006
9/22	28-20	at New York Giants	+8	W	2-0	49,267
9/29	20-14	Los Angeles	+6	W	3-0	61,279
10/06	42-3	Baltimore	+39	W	4-0	59,502
10/13	24-0	at New York Jets	+24	W	5-0	61,400
10/20	28-30	at Buffalo	-2	L	5-1	80,020
10/27	17-14	at Minnesota	+3	W	6-1	48,497
11/03	28-29	Buffalo	-1	L	6-2	61,279
11/10	14-21	Cleveland	-7	L	6-3	61,279
11/17	16-21	New York Jets	-5	L	6-4	61,279
11/24	27-17	at Baltimore	+10	W	7-4	38,971
12/01	26-41	at Oakland	-15	L	7-5	54,020
12/08	17-21	Pittsburgh	-4	L	7-6	61,279
12/15	27-34	at Miami	-7	L	7-7	79,420
Total	348-289					832,498

1975 (Fifth in AFC-East, 3-11-0) Head Coach: Chuck Fairbanks

Date	Score	Opponent	Margin	Result	Record	Attendance
9/21	0-7	Houston	-7	L	0-1	54,212
9/28	14-22	Miami	-8	L	0-2	61,279
10/05	7-36	at New York Jets	-29	L	0-3	61,415
10/12	10-27	at Cincinnati	-17	L	0-4	55,856
10/19	21-10	Baltimore	+11	W	1-4	56,844
10/26	24-16	San Francisco	+8	W	2-4	60,691
11/02	17-24	at St. Louis	-7	L	2-5	47,263
11/09	33-19	at San Diego	+14	W	3-5	26,090
11/16	31-34	Dallas	-3	L	3-6	61,279
11/23	31-45	at Buffalo	-14	L	3-7	69,207
12/01	7-20	at Miami	-13	L	3-8	68,480
12/07	28-30	New York Jets	-2	L	3-9	57,539
12/14	14-34	Buffalo	-20	L	3-10	59,646
12/21	21-34	at Baltimore	-13	L	3-11	50,801
Total	258-358					790,602

1976 (Tied for First in AFC-East, 11-3-0) Head Coach: Chuck Fairbanks

Date	Score	Opponent	Margin	Result	Record	Attendance
9/12	13-27	Baltimore	-14	L	0-1	43,637
9/19	30-14	Miami	+16	W	1-1	46,227
9/26	30-27	at Pittsburgh	+3	W	2-1	50,350
10/03	48-17	Oakland	+31	W	3-1	61,279
10/10	10-30	at Detroit	-20	L	3-2	63,711
10/18	41-7	New York Jets	+34	W	4-2	51,236
10/24	26-22	at Buffalo	+4	W	5-2	50,383
10/31	3-10	at Miami	-7	L	5-3	57,984
11/07	20-10	Buffalo	+10	W	6-3	61,279
11/14	21-14	at Baltimore	+7	W	7-3	60,020
11/21	38-24	at New York Jets	+14	W	8-3	58,509
11/28	38-14	Denver	+24	W	9-3	61,279
12/05	27-6	New Orleans	+21	W	10-3	54,057
12/12	31-14	at Tampa Bay	+17	W	11-3	46,475
Total	376-236					820,463

AFC PLAYOFF

12/18	21-24	at Oakland	-3	L	0-1	54,037
-------	-------	------------	----	---	-----	--------

G Total 397-260

874,500

1977 (Third in AFC-East, 9-5-0) Head Coach: Chuck Fairbanks

Date	Score	Opponent	Margin	Result	Record	Attendance
9/18	21-17	Kansas City	+4	W	1-0	58,288
9/26	27-30	at Cleveland (OT)	-3	L	1-1	77,910
10/02	27-30	at New York Jets	-3	L	1-2	49,801
10/09	31-0	Seattle	+31	W	2-2	54,363
10/16	24-20	at San Diego	+4	W	3-2	51,143
10/23	17-3	Baltimore	+14	W	4-2	61,279
10/30	24-13	New York Jets	+11	W	5-2	61,279
11/06	14-24	Buffalo	-10	L	5-3	61,279
11/13	5-17	at Miami	-12	L	5-4	67,907
11/20	20-7	at Buffalo	+13	W	6-4	31,157
11/27	14-6	Philadelphia	+8	W	7-4	58,192
12/04	16-10	at Atlanta	+6	W	8-4	60,738
12/11	14-10	Miami	+4	W	9-4	61,279
12/18	24-30	at Baltimore	-6	L	9-5	60,763
Total	278-217					815,378

1993 NEW ENGLAND PATRIOTS

1978 (First in AFC-East, 11-5-0) Head Coach: Chuck Fairbanks (11-4-0), Ron Erhardt & Hank Bullough co-head coaches for final game at Miami

Date	Score	Opponent	Margin	Result	Record	Attendance
9/03	14-16	Washington	-2	L	0-1	55,063
9/10	16-6	at St. Louis	+10	W	1-1	49,555
9/18	27-34	Baltimore	-7	L	1-2	57,503
9/24	21-14	at Oakland	+7	W	2-2	53,500
10/01	28-23	San Diego	+5	W	3-2	61,297
10/08	24-14	Philadelphia	+10	W	4-2	61,297
10/15	10-3	at Cincinnati	+7	W	5-2	56,257
10/22	33-24	Miami	+9	W	6-2	61,297
10/29	55-21	New York Jets	+34	W	7-2	61,297
11/05	14-10	at Buffalo	+4	W	8-2	46,101
11/12	23-26	Houston	-3	L	8-3	61,297
11/19	19-17	at New York Jets	+2	W	9-3	60,372
11/26	35-14	at Baltimore	+21	W	10-3	49,404
12/03	10-17	at Dallas	-7	L	10-4	65,045
12/10	26-24	Buffalo	+2	W	11-4	59,927
12/18	3-23	at Miami	-20	L	11-5	75,445
Total	358-286					934,657

AFC PLAYOFF

12/31	14-31	Houston	-17	L	0-1	61,297
G.Total	372-317					995,954

1979 (Second in AFC-East, 9-7-0) Head Coach: Ron Erhardt

Date	Score	Opponent	Margin	Result	Record	Attendance
9/03	13-16	Pittsburgh (OT)	-3	L	0-1	61,297
9/09	56-03	NY Jets	+53	W	1-1	53,220
9/16	20-14	at Cincinnati	+6	W	2-1	46,581
9/23	27-21	San Diego	+6	W	3-1	61,297
10/01	14-27	at Green Bay	-13	L	3-2	56,212
10/07	24-17	Detroit	+7	W	4-2	61,297
10/14	27-07	at Chicago	+20	W	5-2	57,979
10/21	28-13	Miami	+15	W	6-2	61,297
10/28	26-31	at Baltimore	-5	L	6-3	47,042
11/04	26-06	at Buffalo	+20	W	7-3	69,465
11/11	10-45	at Denver	-35	L	7-4	75,103
11/18	50-21	Baltimore	+29	W	8-4	61,297
11/25	13-16	Buffalo (OT)	-3	L	8-5	61,297
11/29	24-39	at Miami	-15	L	8-6	75,037
12/09	26-27	at NY Jets	-1	L	8-7	60,372
12/16	27-23	Minnesota	+4	W	9-7	57,985
Total	411-326					966,778

1980 (Second in AFC-East, 10-6-0) Head Coach: Ron Erhardt

Date	Score	Opponent	Margin	Result	Record	Attendance
9/07	34-17	Cleveland	+17	W	1-0	49,222
9/14	21-37	Atlanta	-16	L	1-1	48,321
9/21	37-31	at Seattle	+6	W	2-1	61,035
9/29	23-14	Denver	+9	W	3-1	59,602
10/05	21-11	at New York Jets	+10	W	4-1	53,603
10/12	34-0	Miami	+34	W	5-1	60,377
10/19	37-21	at Baltimore	+16	W	6-1	53,924
10/26	13-31	at Buffalo	-18	L	6-2	75,092
11/02	34-21	New York Jets	+13	W	7-2	60,834
11/10	34-38	at Houston	-4	L	7-3	51,524
11/16	14-17	Los Angeles	-3	L	7-4	60,609
11/23	47-21	Baltimore	+26	W	8-4	60,994
11/30	17-21	at San Francisco	-4	L	8-5	45,254
12/08	13-16	at Miami (OT)	-3	L	8-6	63,292
12/14	24-2	Buffalo	+22	W	9-6	58,324
12/21	38-27	at New Orleans	+11	W	10-6	38,277
Total	441-325					900,284

1981 (Fifth in AFC-East, 2-14-0) Head Coach: Ron Erhardt

Date	Score	Opponent	Margin	Result	Record	Attendance
9/06	28-29	Baltimore	-1	L	0-1	49,572
9/13	3-13	at Philadelphia	-10	L	0-2	71,089
9/21	21-35	Dallas	-14	L	0-3	60,311
9/27	21-27	at Pittsburgh (OT)	-6	L	0-4	53,344
10/04	33-17	Kansas City	+16	W	1-4	55,931
10/11	24-28	at New York Jets	-4	L	1-5	55,093
10/18	38-10	Houston	+28	W	2-5	60,474
10/25	22-24	at Washington	-2	L	2-6	50,934
11/01	17-27	at Oakland	-10	L	2-7	44,246
11/08	27-30	Miami (OT)	-3	L	2-8	60,436
11/15	6-17	New York Jets	-11	L	2-9	45,342
11/22	17-20	at Buffalo	-3	L	2-10	71,593
11/29	20-27	St. Louis	-7	L	2-11	39,946
12/06	14-24	at Miami	-10	L	2-12	50,421
12/13	10-19	Buffalo	-9	L	2-13	42,549
12/20	21-23	at Baltimore	-2	L	2-14	17,073
Total	322-370					827,814

1993 NEW ENGLAND PATRIOTS

1982 (Third in AFC-East, 5-4-0) Head Coach: Ron Erhardt

Date	Score	Opponent	Margin	Result	Record	Attendance
9/12	24-13	at Baltimore	+11	W	1-0	39,055
9/19	7-31	NY Jets	-24	L	1-1	53,515
11/21	7-10	at Cleveland	-3	L	1-2	47,281
11/28	29-21	Houston	+8	W	2-2	33,602
12/05	13-26	at Chicago	-13	L	2-3	36,973
12/12	3-0	Miami	+3	W	3-3	25,716
12/19	16-0	at Seattle	+16	W	4-3	53,457
12/26	14-37	at Pittsburgh	-23	L	4-4	50,515
1/2/83	30-19	Buffalo	+11	W	5-4	36,218
Total	143-157					376,332

AFC PLAYOFF

1/8/83	13-28	at Miami	-15	L	0-1	68,842
G Total	156-185					445,174

1983 (Second in AFC-East, 8-8-0) Head Coach: Ron Meyer

Date	Score	Opponent	Margin	Result	Record	Attendance
9/04	23-29	Baltimore (OT)	-6	L	0-1	45,526
9/11	24-34	at Miami	-10	L	0-2	59,343
9/18	23-13	NY Jets	+10	W	1-2	43,182
9/25	28-23	at Pittsburgh	+5	W	2-2	58,282
10/02	13-33	San Francisco	-20	L	2-3	54,293
10/09	7-12	at Baltimore	-5	L	2-4	35,618
10/16	37-21	San Diego	+16	W	3-4	59,016
10/23	31-0	at Buffalo	+31	W	4-4	60,424
10/30	13-24	at Atlanta	-11	L	4-5	47,546
11/06	21-7	Buffalo	+14	W	5-5	42,604
11/13	17-6	Miami	+11	W	6-5	60,771
11/20	0-30	Cleveland	-30	L	6-6	40,987
11/27	3-26	at NY Jets	-23	L	6-7	48,620
12/04	7-0	New Orleans	+7	W	7-7	24,579
12/11	21-7	at LA Rams	+14	W	8-7	46,503
12/18	6-24	at Seattle	-18	L	8-8	59,688
Total	274-289					786,982

1984 (Second in AFC-East, 9-7-0)

Head Coach: Ron Meyer (5-3-0), Raymond Berry (4-4-0)

Date	Score	Opponent	Margin	Result	Record	Attendance
9/02	21-17	at Buffalo	+4	W	1-0	48,528
9/09	7-28	at Miami	-21	L	1-1	66,083
9/16	38-23	Seattle	+15	W	2-1	43,140
9/23	10-26	Washington	-16	L	2-2	60,503
9/30	28-21	at NY Jets	+7	W	3-2	68,978
10/07	17-16	at Cleveland	+1	W	4-2	53,036
10/14	20-14	Cincinnati	+6	W	5-2	48,154
10/21	24-44	Miami	-20	L	5-3	60,711
10/28	30-20	NY Jets	+10	W	6-3	60,513
11/04	19-26	at Denver	-7	L	6-4	74,908
11/11	38-10	Buffalo	+28	W	7-4	43,313
11/18	50-17	at Indianapolis	+33	W	8-4	60,009
11/22	17-20	at Dallas	-3	L	8-5	55,341
12/02	10-33	St. Louis	-23	L	8-6	53,558
12/09	17-27	at Philadelphia	-10	L	8-7	41,581
12/16	16-10	Indianapolis	+6	W	9-7	22,383
Total	362-352					860,739

1985 (Tied for Second in AFC-East, 11-5-0) Head Coach: Raymond Berry

Date	Score	Opponent	Margin	Result	Record	Attendance
9/08	26-20	Green Bay	+6	W	1-0	49,488
9/15	7-20	at Chicago	-13	L	1-1	60,533
9/22	17-14	at Buffalo	+3	W	2-1	40,334
9/29	20-35	LA Raiders	-15	L	2-2	60,686
10/06	20-24	at Cleveland	-4	L	2-3	62,139
10/13	14-3	Buffalo	+11	W	3-3	40,462
10/20	20-13	NY Jets	+7	W	4-3	58,163
10/27	32-14	at Tampa Bay	+18	W	5-3	34,661
11/03	17-13	Miami	+4	W	6-3	58,811
11/10	34-15	Indianapolis	+19	W	7-3	54,176
11/17	20-13	at Seattle	+7	W	8-3	60,345
11/24	13-16	at NY Jets (OT)	-3	L	8-4	74,100
12/01	38-31	at Indianapolis	+7	W	9-4	56,740
12/08	23-6	Detroit	+17	W	10-4	59,078
12/16	27-30	at Miami	-3	L	10-5	69,489
12/22	34-23	Cincinnati	+11	W	11-5	57,953
Total	362-290					897,158

AFC PLAYOFF

12/28	26-14	at NY Jets	+12	W	1-0	70,598
1/05	27-20	at LA Raiders	+7	W	2-0	88,936
1/12	31-14	at Miami	+17	W	3-0	74,978

SUPER BOWL XX (at Louisiana Superdome)

1/26	10-46	vs. Chicago	-36	L	3-1	73,818
Total	84-94					308,330

G Total 446-384

1,205,488

1993 NEW ENGLAND PATRIOTS

1986 (First in AFC-East, 11-5-0) Head Coach: Raymond Berry

Date	Score	Opponent	Margin	Result	Record	Attendance
9/07	33-3	Indianapolis	+30	W	1-0	55,208
9/11	20-6	at NY Jets	+14	W	2-0	72,422
9/21	31-38	Seattle	-7	L	2-1	58,977
9/28	20-27	at Denver	-7	L	2-2	75,804
10/05	34-7	Miami	+27	W	3-2	60,689
10/12	24-31	NY Jets	-7	L	3-3	60,342
10/19	34-0	at Pittsburgh	+34	W	4-3	54,743
10/26	23-3	at Buffalo	+30	W	5-3	77,808
11/02	25-17	Atlanta	+8	W	6-3	60,597
11/09	30-21	at Indianapolis	+9	W	7-3	56,890
11/16	30-28	at LA Rams	+2	W	8-3	64,339
11/23	22-19	Buffalo	+3	W	9-3	60,455
11/30	21-20	at New Orleans	+1	W	10-3	58,259
12/07	7-31	Cincinnati	-24	L	10-4	60,633
12/14	24-29	San Francisco	-5	L	10-5	60,787
12/22	34-27	at Miami	+7	W	11-5	74,516
Total	412-307					1,012,469

AFC PLAYOFF

1/4/87	17-22	at Denver	-5	L	0-1	76,105
--------	-------	-----------	----	---	-----	--------

6 Total	429-329					1,088,574
---------	---------	--	--	--	--	-----------

1987 (Tied for Second in AFC-East, 8-7-0) Head Coach: Raymond Berry

Date	Score	Opponent	Margin	Result	Record	Attendance
9/13	28-21	Miami	+7	W	1-0	54,642
9/21	24-43	at NY Jets	-19	L	1-1	70,847
9/27		at Washington		Cancelled due to NFLPA Strike		
10/04	10-20	Cleveland	-10	L	1-2	14,830
10/11	14-7	Buffalo	+7	W	2-2	11,878
10/18	21-7	at Houston	+14	W	3-2	26,294
10/25	16-30	at Indianapolis	-14	L	3-3	48,850
11/01	26-23	LA Raiders	+3	W	4-3	60,664
11/08	10-17	at NY Giants	-7	L	4-4	73,817
11/15	17-23	Dallas (OT)	-6	L	4-5	60,567
11/22	24-0	Indianapolis	+24	W	5-5	56,906
11/29	31-34	Philadelphia (OT)	-3	L	5-6	54,198
12/06	20-31	at Denver	-11	L	5-7	75,794
12/13	42-20	NY Jets	+22	W	6-7	60,617
12/20	13-7	at Buffalo	+6	W	7-7	74,945
12/28	24-10	at Miami	+14	W	8-7	61,192
Total	320-293					806,041

1988 (Tied for Second in AFC-East, 9-7-0) Head Coach: Raymond Berry

Date	Score	Opponent	Margin	Result	Record	Attendance
9/04	28-3	NY Jets	+25	W	1-0	44,027
9/11	6-36	at Minnesota	-30	L	1-1	55,545
9/18	14-16	Buffalo	-2	L	1-2	55,945
9/25	6-31	at Houston	-25	L	1-3	38,646
10/02	21-17	Indianapolis	+4	W	2-3	58,050
10/09	3-45	at Green Bay (Mil.)	-42	L	2-4	51,932
10/16	27-21	Cincinnati	+6	W	3-4	59,969
10/23	20-23	at Buffalo	-3	L	3-5	76,824
10/30	30-7	Chicago	+23	W	4-5	60,821
11/06	21-10	Miami	+11	W	5-5	60,840
11/13	14-13	at NY Jets	+1	W	6-5	48,358
11/20	6-3	at Miami	+3	W	7-5	53,526
11/27	21-24	at Indianapolis	-3	L	7-6	58,157
12/04	13-7	Seattle	+6	W	8-6	59,068
12/11	10-7	Tampa Bay (OT)	+3	W	9-6	39,889
12/17	10-21	at Denver	-11	L	9-7	70,910
Total	250-284					892,507

1989 (Fourth in AFC-East, 5-11-0) Head Coach: Raymond Berry

Date	Score	Opponent	Margin	Result	Record	Attendance
9/10	27-24	at NY Jets	+3	W	1-0	64,541
9/17	10-24	Miami	-14	L	1-1	57,043
9/24	3-24	Seattle	-21	L	1-2	48,025
10/01	10-31	at Buffalo	-21	L	1-3	78,921
10/08	23-13	Houston	+10	W	2-3	59,828
10/15	15-16	at Atlanta	-1	L	2-4	39,697
10/22	20-37	at San Francisco*	-17	L	2-5	70,000
10/29	23-20	at Indianapolis (OT)	+3	W	3-5	59,356
11/05	26-27	NY Jets	-1	L	3-6	53,366
11/12	24-28	New Orleans	-4	L	3-7	47,680
11/19	33-24	Buffalo	+9	W	4-7	49,663
11/26	21-24	at LA Raiders	-3	L	4-8	38,747
12/03	22-16	Indianapolis	+6	W	5-8	32,234
12/10	10-31	at Miami	-21	L	5-9	55,913
12/17	10-28	at Pittsburgh	-18	L	5-10	26,594
12/24	20-24	LA Rams	-4	L	5-11	27,940
Total	297-391					809,553

* Played at Stanford Stadium in Palo Alto, California due to Oct. 17th earthquake in San Francisco.

1993 NEW ENGLAND PATRIOTS

1990 (Fifth in AFC-East, 1-15) Head Coach: Rod Rust

Date	Score	Opponent	Margin	Result	Record	Attendance
9/09	24-27	Miami	-3	L	0-1	45,305
9/16	16-14	at Indianapolis	+2	W	1-1	49,256
9/23	7-41	at Cincinnati	-34	L	1-2	56,470
9/30	13-37	N.Y. Jets	-24	L	1-3	36,724
10/07	20-33	Seattle	-13	L	1-4	39,735
10/18	10-17	at Miami	-7	L	1-5	62,630
10/28	10-27	Buffalo	-17	L	1-6	51,959
11/04	20-48	at Philadelphia	-28	L	1-7	65,514
11/11	10-13	Indianapolis	-3	L	1-8	28,924
11/18	0-14	at Buffalo	-14	L	1-9	74,720
11/25	14-34	at Phoenix	-20	L	1-10	30,110
12/02	7-37	Kansas City	-30	L	1-11	26,280
12/09	3-24	at Pittsburgh	-21	L	1-12	48,354
12/15	10-25	Washington	-15	L	1-13	22,286
12/23	7-42	at N.Y. Jets	-35	L	1-14	30,250
12/30	10-13	N.Y. Giants	-3	L	1-15	60,410
Total	181-446					853,641

1991 (Fourth in AFC East, 6-10) Head Coach: Dick MacPherson

Date	Score	Opponent	Margin	Result	Record	Attendance
9/01	16-7	at Indianapolis	+9	W	1-0	49,961
9/08	0-20	Cleveland	-20	L	1-1	35,377
9/15	6-20	at Pittsburgh	-14	L	1-2	53,703
9/22	24-20	Houston	+4	W	2-2	30,702
9/29	10-24	at Phoenix	-14	L	2-3	26,043
10/06	10-20	Miami	-10	L	2-4	49,749
10/20	26-23	Minnesota (OT)	+3	W	3-4	45,367
10/27	6-9	Denver	-3	L	3-5	43,994
11/03	17-22	at Buffalo	-5	L	3-6	78,278
11/10	20-30	at Miami	-10	L	3-7	56,065
11/17	21-28	N.Y. Jets	-7	L	3-8	30,743
11/24	16-13	Buffalo	+3	W	4-8	47,053
12/01	3-20	at Denver	-17	L	4-9	67,116
12/08	23-17	Indianapolis (OT)	+6	W	5-9	20,131
12/15	6-3	at N.Y. Jets	+3	W	6-9	55,689
12/22	7-29	at Cincinnati	-22	L	6-10	46,394
Total	211-305					736,365

1992 (Fifth in AFC East, 2-14) Head Coach: Dick MacPherson

9/13	0-14	at L.A. Rams	-14	L	0-1	57,282
9/20	6-10	Seattle	-4	L	0-2	42,327
9/27	7-41	Buffalo	-34	L	0-3	52,527
10/04	21-30	at N.Y. Jets	-9	L	0-4	60,180
10/11	12-24	San Francisco	-12	L	0-5	54,126
10/18	17-38	at Miami*	-21	L	0-6	57,282
10/25	17-19	Cleveland	-2	L	0-7	32,219
11/01	7-16	at Buffalo	-9	L	0-8	78,268
11/08	14-31	New Orleans	-17	L	0-9	45,413
11/15	37-34	at Indianapolis (OT)	+3	W	1-9	42,631
11/22	24-3	N.Y. Jets	+21	W	2-9	27,642
11/29	0-34	at Atlanta	-34	L	2-10	54,494
12/06	0-6	Indianapolis	-6	L	2-11	19,429
12/13	20-27	at Kansas City	-7	L	2-12	52,208
12/20	10-20	at Cincinnati	-10	L	2-13	45,355
12/27	13-16	Miami (OT)	-3	L	2-14	34,726
Total	205-363					756,109



TM

SERIES RESULTS

(Includes Playoff Games)

ATLANTA 4, PATRIOTS 3

1972—at NE 21, Atlanta 20	+1
1977—NE 16, at Atlanta 10	+6
1980—Atlanta 37, at NE 21	-16
1983—at Atlanta 24, NE 13	-11
1986—at NE 25, Atlanta 17	+8
1989—at Atlanta 16, NE 15	-1
1992—at Atlanta 34, NE 0	-34

(Points—Atlanta 158, Patriots 111)

PATRIOTS 34, BUFFALO 31 (1 tie)

1960—Buffalo 13, at NE 0	-13
at Buffalo 38, NE 14	-24
1961—NE 23, at Buffalo 21	+2
at NE 52, Buffalo 21	+31
1962—at Buffalo 28, NE 28	tie
at NE 21, Buffalo 10	+21
1963—at Buffalo 28, NE 21	-7
at NE 17, Buffalo 7	+10
* NE 26, at Buffalo 8	+18
1964—NE 36, at Buffalo 28	+8
Buffalo 24, at NE 14	-10
1965—at Buffalo 24, NE 7	-17
Buffalo 23, at NE 7	-16
1966—NE 20, at Buffalo 10	+10
at NE 14, Buffalo 3	+11
1967—NE 23, at Buffalo 0	+23
Buffalo 44, at NE 16	-28
1968—NE 16, at Buffalo 7	+9
at NE 23, Buffalo 6	+17
1969—at Buffalo 23, NE 16	-7
at NE 35, Buffalo 21	+14
1970—Buffalo 45, at NE 10	-35
NE 14, at Buffalo 10	+4
1971—at NE 38, Buffalo 33	+5
at Buffalo 27, NE 20	-7
1972—at Buffalo 38, NE 14	-24
Buffalo 27, at NE 24	-3
1973—Buffalo 31, at NE 13	-18
at Buffalo 37, NE 13	-24
1974—at Buffalo 30, NE 28	-2
Buffalo 29, at NE 28	-1
1975—at Buffalo 45, NE 31	-14
Buffalo 34, at NE 14	-20
1976—NE 26, at Buffalo 22	+4
at NE 20, Buffalo 10	+10
1977—Buffalo 24, at NE 14	-10
NE 20, at Buffalo 7	+13
1978—NE 14, at Buffalo 10	+4
at NE 26, Buffalo 24	+2
1979—NE 26, at Buffalo 6	+20
Buffalo 16, at NE 13 (OT)	-3
1980—at Buffalo 31, NE 13	-18
at NE 24, Buffalo 2	+22
1981—at Buffalo, 20, NE 17	-3
Buffalo 19, at NE 10	-9
1982—at NE 30, Buffalo 19	+11
(1-2-83)	
1983—NE 31, at Buffalo 0	+31
at NE 21, Buffalo 7	+14
1984—NE 21, at Buffalo 17	+4
at NE 38, Buffalo 10	+28
1985—NE 17, at Buffalo 14	+3
at NE 14, Buffalo 3	+11
1986—NE 23, at Buffalo 3	+20
at NE 22, Buffalo 19	+3
1987—at NE 14, Buffalo 7	+7
NE 13, at Buffalo 7	+6
1988—Buffalo 16, at NE 14	-2
at Buffalo 23, NE 20	-3
1989—at Buffalo 31, NE 10	-21
at NE 33, Buffalo 24	+9
1990—Buffalo 27, at NE 10	-17
at Buffalo 14, NE 0	-14
1991—at Buffalo 22, NE 17	-5
at NE 16, Buffalo 13	+3
1992—Buffalo 41, at NE 7	-34

at Buffalo 16, NE 7 -9

* Divisional Playoff
(Points—Buffalo 1,297, Patriots 1,277)**PATRIOTS 3, CHICAGO 3**

1973—NE 13, at Chicago 10	+3
1979—NE 27, at Chicago 7	+20
1982—at Chicago 26, NE 13	-13
1985—at Chicago 20, NE 7	-13
1985—(* at N.O.) Chicago 46, NE 10	-36
1988—at NE 30, Chicago 7	+23

* Super Bowl XX

(Points—Chicago 116, Patriots 100)

PATRIOTS 7, CINCINNATI 7

1968—at NE 33, Cincinnati 14	+19
1969—NE 25, at Cincinnati 14	+11
1970—at Cincinnati 45, NE 7	-38
1972—Cincinnati 31, at NE 7	-24
1975—at Cincinnati 27, NE 10	-17
1978—NE 10, at Cincinnati 3	+7
1979—NE 20, at Cincinnati 14	+6
1984—at NE 20, Cincinnati 14	+6
1985—at NE 34, Cincinnati 23	+11
1986—Cincinnati 31, at NE 7	-24
1988—at NE 27, Cincinnati 21	+6
1990—at Cincinnati 41, NE 7	-34
1991—at Cincinnati 29, NE 7	-22
1992—at Cincinnati 20, NE 10	-10

(Points—Cincinnati 327, Patriots 224)

CLEVELAND 9, PATRIOTS 2

1971—at Cleveland 27, NE 7	-20
1974—Cleveland 21, at NE 14	-7
1977—at Cleveland 30, NE 27 (OT)	-3
1980—at NE 34, Cleveland 17	+17
1982—at Cleveland 10, NE 7	-3
1983—Cleveland 30, at NE 0	-30
1984—NE 17, at Cleveland 16	+1
1985—at Cleveland 24, NE 20	-4
1987—Cleveland 20, at NE 10	-10
1991—Cleveland 20, at NE 0	-20
1992—Cleveland 19, at NE 17	-2

(Points—Cleveland 234, Patriots 153)

DALLAS 6, PATRIOTS 0

1971—at Dallas 44, NE 21	-23
1975—Dallas 34, at NE 31	-3
1978—at Dallas 17, NE 10	-7
1981—Dallas 35, at NE 21	-14
1984—at Dallas 20, NE 17	-3
1987—Dallas 23, at NE 17 (OT)	-6

(Points—Dallas 173, Patriots 117)

DENVER 17, PATRIOTS 12

1960—Denver 13, at NE 10	-3
at Denver 31, NE 24	-7
1961—at NE 45, Denver 17	+28
NE 28, at Denver 24	+4
1962—at NE 41, Denver 16	+25
NE 33, at Denver 29	+4
1963—at Denver 14, NE 10	-4
at NE 40, Denver 21	+19
1964—NE 39, at Denver 10	+29
at NE 12, Denver 7	+5
1965—Denver 27, at NE 10	-17
NE 28, at Denver 20	+8
1966—NE 24, at Denver 10	+14
Denver 17, at NE 10	-7
1967—at Denver 26, NE 21	-5
1968—NE 20, at Denver 17	+3
Denver 35, at NE 14	-21
1969—at Denver 35, NE 7	-28
1972—at Denver 45, NE 21	-24
1976—at NE 38, Denver 14	+24
1979—at Denver 45, NE 10	-35
1980—at NE 23, Denver 14	+9

1993 NEW ENGLAND PATRIOTS

1984—at Denver 26, NE 19	-7
1986—at Denver 27, NE 20	-7
*at Denver 22, NE 17	-5
1987—at Denver 31, NE 20	-11
1988—at Denver 21, NE 10	-11
1991—Denver 9, at NE 6	
at Denver 20, NE 3	
*AFC Playoff	
(Points—Denver 643, Patriots 597)	

PATRIOTS 2, DETROIT 2

1971—Detroit 34, at NE 7	-27
1976—at Detroit 30, NE 10	-20
1979—at NE 24, Detroit 17	+7
1985—at NE 23, Detroit 6	+17
(Points—Detroit 87, Patriots 64)	

PATRIOTS 2, GREEN BAY 2

1973—at NE 33, Green Bay 24	+9
1979—at Green Bay 27, NE 14	-13
1985—at NE 26, Green Bay 20	+6
1988—at Green Bay 45, NE 3	-42
(Points—Green Bay 116, Patriots 76)	

PATRIOTS 17, HOUSTON 14 (1 tie)

1960—Houston 24, at NE 10	-14
at Houston 37, NE 21	-16
1961—at NE 31, Houston 31	tie
at Houston 27, NE 15	-12
1962—at NE 34, Houston 21	+13
at Houston 21, NE 17	-4
1963—at NE 45, Houston 3	+42
NE 46, at Houston 28	+18
1964—at NE 25, Houston 24	+1
NE 34, at Houston 17	+17
1965—at Houston 31, NE 10	-21
at NE 42, Houston 14	+28
1966—at NE 27, Houston 21	+6
NE 38, at Houston 14	+24
1967—at NE 18, Houston 7	+11
at Houston 27, NE 6	-21
1968—Houston 16, at NE 0	-16
at Houston 45, NE 17	-28
1969—at NE 24, Houston 0	+24
at Houston 27, NE 23	-4
1971—at NE 28, Houston 20	+8
1973—NE 32, at Houston 0	+32
1975—Houston 7, at NE 0	-7
1978—Houston 26, at NE 23	-3
*Houston 31, at NE 14	-17
1980—at Houston 38, NE 34	-4
1981—at NE 38, Houston 10	+28
1982—at NE 29, Houston 21	+8
1987—NE 21, at Houston 7	+14
1988—at Houston 31, NE 6	-25
1989—at NE 23, Houston 13	+10
1991—at NE 24, Houston 20	+4
*AFC Divisional Playoff	
(Points—Patriots 755, Houston 659)	

PATRIOTS 25, INDIANAPOLIS 18

1970—Baltimore 14, at NE 6	-8
at Baltimore 27, NE 3	-24
1971—Baltimore 23, at NE 3	-20
NE 21, at Baltimore 17	+4
1972—Baltimore 24, at NE 17	-7
at Baltimore 31, NE 0	-31
1973—at NE 24, Baltimore 16	+8
at Baltimore 18, NE 13	-5
1974—at NE 42, Baltimore 3	+39
NE 27, at Baltimore 17	+10
1975—at NE 21, Baltimore 10	+11
at Baltimore 34, NE 21	-13
1976—Baltimore 27, at NE 13	-14
NE 21, at Baltimore 14	+7
1977—at NE 17, Baltimore 3	+14
at Baltimore 30, NE 24	-6
1978—Baltimore 34, at NE 27	-7
NE 35, at Baltimore 14	+21

1979—at Baltimore 31, NE 26	-5
at NE 50, Baltimore 21	+29
1980—NE 37, at Baltimore 21	+16
at NE 47, Baltimore 21	+26
1981—Baltimore 29, at NE 28	-1
at Baltimore 23, NE 21	-2
1982—NE 24, at Baltimore 13	+11
1983—Baltimore 29, at NE 23 (OT)	-6
at Baltimore 12, NE 7	-5
1984—NE 50, at Indianapolis 17	+33
at NE 16, Indianapolis 10	+6
1985—at NE 34, Indianapolis 15	+19
NE 38, at Indianapolis 31	+7
1986—at NE 33, Indianapolis 3	+30
NE 30, at Indianapolis 21	+9
1987—at Indianapolis 30, NE 16	-14
at NE 24, Indianapolis 0	+24
1988—at NE 21, Indianapolis 17	+4
at Indianapolis 24, NE 21	-3
1989—NE 23, at Indy 20 (OT)	+3
at NE 22, Indianapolis 16	+6
1990—NE 16, at Indianapolis 14	+2
Indianapolis 13, at NE 10	-3
1991—NE 16, at Indianapolis 7	+9
at NE 23, Indianapolis 17 (OT)	+6
1992—NE 37, at Indianapolis 34 (OT)	+3
Indianapolis 6, at NE 0	-6
(Points—Patriots 1,028, Colts 851)	

KANSAS CITY 13, PATRIOTS 7 (3 ties)

1960—at NE 42, Kansas City 14	+28
at Kansas City 34, NE 0	-34
1961—NE 18, at Kansas City 17	+1
at NE 28, Kansas City 21	+7
1962—at Kansas City 42, NE 28	-14
Kansas City 27, at NE 7	-20
1963—at NE 24, Kansas City 24	tie
at Kansas City 35, NE 3	-32
1964—at NE 24, Kansas City 7	+17
NE 31, at Kansas City 24	+7
1965—at Kansas City 27, NE 17	-10
at NE 10, Kansas City 10	tie
1966—Kansas City 43, at NE 24	-19
NE 27, at Kansas City 27	tie
1967—Kansas City 33, at NE 10	-23
1968—at Kansas City 31, NE 17	-14
1969—Kansas City 31, at NE 0	-31
1970—at Kansas City 23, NE 10	-13
1973—Kansas City 10, at NE 7	-3
1977—at NE 21, Kansas City 17	+4
1981—at NE 33, Kansas City 17	+16
1990—Kansas City 37, at NE 7	-30
1992—at Kansas City 27, NE 20	-7
(Points—Kansas City 578, Patriots 408)	

PATRIOTS 13, LA RAIDERS 13 (1 tie)

1960—At San Francisco 27, NE 14	-13
at NE 34, Oakland 28	+6
1961—at NE 20, Oakland 17	+3
NE 35, at San Francisco 21	+14
1962—at NE 26, Oakland 16	+10
at Oakland 20, NE 0	-20
1963—NE 20, at Oakland 14	+6
at NE 20, Oakland 14	+6
1964—NE 17, at Oakland 14	+3
at NE 43, Oakland 43	tie
1965—Oakland 24, at NE 10	-14
at Oakland 30, NE 21	-9
1966—at NE 24, Oakland 21	+3
1967—at Oakland 35, NE 7	-28
Oakland 48, at NE 14	-34
1968—at Oakland 41, NE 10	-31
1969—Oakland 38, at NE 23	-15
1971—at NE 20, Oakland 6	+14
1974—at Oakland 41, NE 26	-15
1976—at NE 48, Oakland 17	+31
* at Oakland 24, NE 21	-3
1978—NE 21, at Oakland 14	+7
1981—at Oakland 27, NE 17	-10

1993 NEW ENGLAND PATRIOTS

1985—Los Angeles 35, at NE 20	-15
* NE 27, at Los Angeles 20	+7
1987—at NE 26, Los Angeles 23	+3
1989—at Los Angeles 24, NE 21	-3

*AFC Divisional Playoff
(Points—Raiders 682, Patriots 585)

PATRIOTS 3, LA RAMS 3

1974—at NE 20, Los Angeles 14	+6
1980—Los Angeles 17, at NE 14	-3
1983—NE 21, at Los Angeles 7	+14
1986—NE 30, at Los Angeles 28	+2
1989—Los Angeles 24, at NE 20	-4
1992—at Los Angeles 14, NE 0	-14

(Points—Patriots 105, LA Rams 104)

MIAMI 33, PATRIOTS 21

1966—NE 20, at Miami 14	+6
1967—at NE 41, Miami 10	+31
at Miami 41, NE 32	-9
1968—Miami 34, at NE 10	-24
at Miami 38, NE 7	-31
1969—Miami 17, at NE 16	-1
NE 38, Miami 23(at Tampa)	+15
1970—at NE 27, Miami 14	+13
at Miami 37, NE 20	-17
1971—at Miami 41, NE 3	-38
at NE 34, Miami 13	+21
1972—at Miami 52, NE 0	-52
Miami 37, at NE 21	-16
1973—at Miami 44, NE 23	-21
Miami 30, at NE 14	-16
1974—at NE 34, Miami 24	+10
at Miami 34, NE 27	-7
1975—Miami 22, at NE 14	-8
at Miami 20, NE 7	-13
1976—at NE 30, Miami 14	+16
at Miami 10, NE 3	-7
1977—at Miami 17, NE 5	-12
at NE 14, Miami 10	+4
1978—at NE 33, Miami 24	+9
at Miami 23, NE 3	-20
1979—at NE 28, Miami 13	+15
at Miami 39, NE 24	-15
1980—at NE 34, Miami 0	+34
at Miami 16, NE 13 (OT)	-3
1981—Miami 30, at NE 27 (OT)	-3
at Miami 24, NE 14	-10
1982—at NE 3, Miami 0	+3
* at Miami 28, NE 13	-15
1983—at Miami 34, NE 24	-10
at NE 17, Miami 6	+11
1984—at Miami 28, NE 7	-21
Miami 44, at NE 24	-20
1985—at NE 17, Miami 13	+4
at Miami 30, NE 27	-3
** NE 31, at Miami 14	+17
1986—at NE 34, Miami 7	+27
NE 34, at Miami 27	+7
1987—at NE 28, Miami 21	+7
NE 24, at Miami 10	+14
1988—at NE 21, Miami 10	+11
NE 6, at Miami 3	+3
1989—Miami 24, at NE 10	-14
at Miami 31, NE 10	-21
1990—Miami 27, at NE 24	-3
at Miami 17, NE 10	-7
1991—Miami 20, at NE 10	-10
at Miami 30, NE 20	-10
1992—at Miami 38, NE 17	-21
Miami 16, at NE 13 (OT)	-3

*AFC First Round Playoff

**AFC Championship
(Points—Miami 1,243, Patriots 1,040)

PATRIOTS 3, MINNESOTA 2

1970—Minnesota 35, at NE 14	-21
1974—NE 17, at Minnesota 14	+3
1979—at NE 27, Minnesota 23	+4

1988—at Minnesota 36, NE 6	-30
1991—at NE 26, Minnesota 23 (OT)	+3

(Points—Minnesota 131, Patriots 90)

PATRIOTS 5, NEW ORLEANS 2

1972—NE 17, at New Orleans 10	+7
1976—at NE 27, New Orleans 6	+21
1980—NE 38, at New Orleans 27	+11
1983—at NE 7, New Orleans 0	+7
1986—NE 21, at New Orleans 20	+1
1989—New Orleans 28, at NE 24	-4
1992—New Orleans 31, at NE 14	-17

(Points—Patriots 148, New Orleans 122)

NY GIANTS 3, PATRIOTS 1

1970—NY Giants 16, at NE 0	-16
1974—NE 28, at NY Giants 20	+8
1987—at NY Giants 17, NE 10	-7
1990—NY Giants 13, at NE 10	

(Points—NY Giants 66, Patriots 48)

NY JETS 36, PATRIOTS 29 (1 tie)

1960—NE 28, at New York 24	+4
at NE 38, New York 21	+17
1961—New York 21, at NE 20	-1
at New York 37, NE 30	-7
1962—NE 43, at New York 14	+29
at NE 24, New York 17	+7
1963—at NE 38, New York 14	+24
at New York 31, NE 24	-7
1964—at NE 26, New York 10	+16
at New York 35, NE 14	-21
1965—New York 30, at NE 20	-10
NE 27, at New York 23	+4
1966—at NE 24, New York 24	tie
at New York 38, NE 28	-10
1967—at New York 30, NE 23	-7
New York 29, at NE 24	-5
1968—New York 47, NE 31	-16
(at Birmingham)	
at New York 48, NE 14	-34
1969—New York 23, at NE 14	-9
at New York 23, NE 17	-6
1970—New York 31, at NE 21	-10
at New York 17, NE 3	-14
1971—at NE 20, New York 0	+20
at New York 13, NE 6	-7
1972—New York 41, at NE 13	-28
at New York 34, NE 10	-24
1973—New York 9, at NE 7	-2
at New York 33, NE 13	-20
1974—NE 24, at New York 0	+24
New York 21, at NE 16	-5
1975—at New York 36, NE 7	-29
New York 30, at NE 28	-2
1976—at NE 41, New York 7	+34
NE 38, at New York 24	+14
1977—at New York 30, NE 27	-3
at NE 24, New York 13	+11
1978—at NE 55, New York 21	+34
NE 19, at New York 17	+2
1979—at NE 56, New York 3	+53
at New York 27, NE 26	-1
1980—NE 21, at New York 11	+10
at NE 34, New York 21	+13
1981—at New York 28, NE 24	-4
New York 17, at NE 6	-11
1982—New York 31, at NE 7	-24
1983—at NE 23, New York 13	+10
at New York 26, NE 3	-23
1984—NE 28, at New York 21	+7
at NE 30, New York 20	+10
1985—at NE 20, New York 13	+7
at New York 16, NE 13 (OT)	-3
* NE 26, at New York 14	+12
1986—NE 20, at New York 6	+14
New York 31, at NE 24	-7
1987—at New York 43, NE 24	-19
at NE 42, New York 20	+22

1993 NEW ENGLAND PATRIOTS

1988—at NE 28, New York 3	+25
NE 14, at New York 13	+1
1989—NE 27, at New York 24	+3
New York 27, at NE 26	-1
1990—New York 37, at NE 13	-24
at New York 42, NE 7	-35
1991—New York 28, at NE 21	-7
NE 6, at New York 3	+3
1992—at New York 30, NE 21	-9
at NE 24, New York 3	+21

*AFC Wildcard Game

(Points—Patriots 1,552, NY Jets 1,427)

PHILADELPHIA 5, PATRIOTS 2

1973—at Philadelphia 24, NE 23	-1
1977—at NE 14, Philadelphia 6	+8
1978—at NE 24, Philadelphia 14	+10
1981—at Philadelphia 13, NE 3	-10
1984—at Philadelphia 27, NE 17	-10
1987—Philadelphia 34, at NE 31(OT)	-3
1990—at Philadelphia 48, NE 20	-28

(Points—Philadelphia 166, Patriots 132)

PHOENIX 6, PATRIOTS 1

1970—at St. Louis 31, NE 0	-31
1975—at St. Louis 24, NE 17	-7
1978—NE 16, at St Louis 6	+10
1981—St. Louis 27, at NE 20	-7
1984—St. Louis 33, at NE 10	-23
1990—at Phoenix 34, NE 14	-20
1991—at Phoenix 24, NE 10	-14

(Points—Cardinals 179, Patriots 87)

PITTSBURGH 8, PATRIOTS 3

1972—at Pittsburgh 33, NE 3	-30
1974—Pittsburgh 21, at NE 17	-4
1976—NE 30, at Pittsburgh 27	+3
1979—Pittsburgh 16, at NE 13 (OT)	-3
1981—at Pittsburgh 27, NE 21 (OT)	-6
1982—at Pittsburgh 37, NE 14	-23
1983—NE 28, at Pittsburgh 23	+5
1986—NE 34, at Pittsburgh 0	+34
1989—at Pittsburgh 28, NE 10	-28
1990—at Pittsburgh 24, NE 3	-21
1991—at Pittsburgh 20, NE 6	-14

(Points—Pittsburgh 236, Patriots 173)

PATRIOTS 13, SAN DIEGO 12 (2 ties)

1960—NE 35, at Los Angeles 0	+35
Los Angeles 45, at NE 16	-29
1961—San Diego 38, at NE 27	-11
NE 41, at San Diego 0	+41
1962—at NE 24, San Diego 20	+4
NE 20, at San Diego 14	+6
1963—at San Diego 17, NE 13	-4
San Diego 7, at NE 6	-1
*at San Diego 51, NE 10	-41
1964—NE 33, at San Diego 28	+5

San Diego 26, at NE 17	-9
1965—at NE 13, San Diego 13	tie
NE 22, at San Diego 6	+16
1966—at San Diego 24, NE 0	-24
at NE 35, San Diego 17	+18
1967—at San Diego 28, NE 14	-14
NE 31, at San Diego 31	tie
1968—San Diego 27, at NE 17	-10
1969—San Diego 13, at NE 10	-3
at San Diego 28, NE 18	-10
1970—San Diego 16, at NE 14	-2
1973—at NE 30, San Diego 14	+16
1975—NE 33, at San Diego 19	+14
1977—NE 24, at San Diego 20	+4
1978—at NE 28, San Diego 23	+5
1979—at NE 27, San Diego 21	+6
1983—at NE 37, San Diego 21	+16

*AFL Championship Game

(Points—Patriots 595, San Diego 567)

SAN FRANCISCO 6, PATRIOTS 1

1971—at San Francisco 27, NE 10	-17
1975—at NE 24, San Francisco 16	+8
1980—at San Francisco 21, NE 17	-4
1983—San Francisco 33, at NE 13	-20
1986—San Francisco 29, at NE 24	-5
1989—*San Francisco 37, NE 20	-17

(at Palo Alto)

1992—San Francisco 24, at NE 12	-12
---------------------------------	-----

(Points—San Francisco 167, Patriots 130)

PATRIOTS 6, SEATTLE 5

1977—at NE 31, Seattle 0	+31
1980—NE 37, at Seattle 31	+6
1982—NE 16, at Seattle 0	+16
1983—at Seattle 24, NE 6	-18
1984—at NE 38, Seattle 23	+15
1985—NE 20, at Seattle 13	+7
1986—Seattle 38, at NE 31	-7
1988—at NE 13, Seattle 7	+6
1989—Seattle 24, at NE 3	-21
1990—Seattle 33, at NE 20	-13
1992—Seattle 10, at NE 6	-4

(Points—Patriots 215, Seattle 193)

PATRIOTS 3, TAMPA BAY 0

1976—NE 31, at Tampa Bay 14	+17
1985—NE 32, at Tampa Bay 14	+18
1988—at NE 10, Tampa Bay 7 (OT)	+3

(Points—Patriots 73, Tampa Bay 35)

WASHINGTON 4, PATRIOTS 1

1972—at NE 24, Washington 23	+1
1978—Washington 16, at NE 14	-2
1981—at Washington 24, NE 22	-2
1984—Washington 26, at NE 10	-16
1990—Washington 25, at NE 10	-15

(Points—Washington 114, Patriots 80)



TM

PATRIOTS ALL-TIME ROSTER

NOTE: The following list includes players who have been active for at least one regular season game in each season noted.

Acks, Ron (LB), Illinois.....	1972-73	Byrd, Dennis (DT), North Carolina St.....	1968
Adams, Bob (TE) Pacific.....	1973-74	Cagle, John (DT-LB-G), Clemson St.....	1969
Adams, George (RB), Kentucky.....	1990-91	Calhoun, Don (RB), Kansas St.....	1975-81
Adams, Julius (DE), Texas So.....	1971-77, 79-85, 87	Camarillo, Rich (P), Washington.....	1981-87
Adams, Sam (OG), Prairie View.....	1972-80	Canale, Justin (OG), Mississippi St.....	1965-68
Addison, Tom (LB), South Carolina.....	1960-67	Canale, Whit (DE), Tennessee.....	1968
Agnew, Ray (DE), North Carolina St.....	1990-92	Cappadona, Bob (RB), Northeastern.....	1966-67
Alexander, Rogers (LB), Penn St.....	1987	Cappelletti, Gino (WR-K-DB), Minnesota.....	1960-70
Allard, Don (QB), Boston College.....	1962	Carey, Brian (WR), American Int.....	1987
Allen, Marvin (RB), Tulane.....	1988-91	Carlson, Jeff (QB), Weber St.....	1992
Anderson, Bob (RB), Colorado.....	1975	Carpenter, Rob (WR), Syracuse.....	1991
Anderson, Darren (CB), Toledo.....	1992	Carter, Allen (RB), USC.....	1975-76
Anderson, Ralph (S), W. Texas St.....	1973	Carter Kent (LB), USC.....	1974
Antrun, Glenn (WR), Connecticut.....	1989	Carwell, Larry (DB), Iowa St.....	1969-72
Antwine, Houston (DT), So. Illinois.....	1961-71	Cash, Rick (DT), N.E. Missouri.....	1972-73
Armstrong, Bruce (OT), Louisville.....	1987-92	Cavanaugh, Matt (QB), Pittsburgh.....	1978-82
Ashton, Josh (RB), Tulsa.....	1972-74	Caveness, Ron (LB), Arkansas.....	1968-69
Atchason, Jack (OE), Western Illinois.....	1960	Chandler, Al (TE), Oklahoma.....	1976-79
Atessis, Bill (DE), Texas.....	1971	Chandler, Edgar (LB), Georgia.....	1973
Atkinson, Ricky (DB), S. Connecticut.....	1987	Chapple, Dave (P) Cal. (Santa Barbara).....	1974
Avezzano, Joe (OC), Florida St.....	1966	Charles, John (DB), Purdue.....	1967-69
Baab, Mike (C), Texas.....	1988-89	Cheyunski, Jim (LB), Syracuse.....	1968-72
Bailey, Bill (RB), Cincinnati.....	1969	Childress, Fred (OG).....	1991
Bain, Bill (OT), USC.....	1986	Chilton, Gene (C), Texas.....	1990-92
Baker, Melvin (WR), Texas Southern.....	1975	Christy, Richard (RB), North Carolina.....	1960
Ballou, Mike (LB), UCLA.....	1970	Chung, Eugene (OL), Virginia Tech.....	1992
Banks, Willie (G), Alcorn A&M.....	1973	Cindrich, Ralph (LB), Pittsburgh.....	1972
Barnes, Bruce (P), UCLA.....	1973-74	Clark, Allan (RB), Northern Arizona.....	1979-80
Barnes, Pete (LB), So. University.....	1976-77	Clark, Gail (LB), Michigan St.....	1974
Barnes, Rodrigo (LB), Rice.....	1974-75	Clark, Phil (DB), Northwestern.....	1971
Baty, Greg (TE), Stanford.....	1986-87	Clark, Steve (DE), Kansas St.....	1981
Baumann, Charlie (K), West Virginia.....	1991-92	Clayborn, Raymond (CB), Texas.....	1977-89
Beach, Walter (DB), Central Mich.....	1960-61	Clayton, Stan (OT), Penn St.....	1990
Beaudoin, Doug (S), Minnesota.....	1976-79	Cloutier, Dave (DB), Maine.....	1964
Beer, Tom (TE), Houston.....	1970-72	Coates, Ben (TE), Livingstone.....	1991-92
Bell, Bill (K), Kansas.....	1973	Cobbs, Duffy (DB), Penn St.....	1987
Bellino, Joe (RB), Navy.....	1965-67	Coffey, Wayne (WR), SW Texas St.....	1987
Bennett, Phil (LB), Miami.....	1960	Cohen, Abe (OG), Chattanooga.....	1960
Benson, Mike (WR), S. Connecticut.....	1987	Colclough, Jim (WR), Boston College.....	1960-68
Benson, Thomas (LB), Oklahoma.....	1988	Coleman, Dennis (LB), Mississippi.....	1971
Berger, Ron (DE), Wayne State.....	1969-72	Coleman, Eric (DB), Wyoming.....	1989
Beverly, Randy (DB), Colorado St.....	1970-71	Coleman, Pat (WR), Mississippi.....	1990
Bianchini, Frank (RB), Hofstra.....	1987	Collins, Todd (LB), Carson-Newman.....	1992
Biscaha, Joe (OE), Richmond.....	1960	Collins, Tony (RB), East Carolina.....	1981-87
Bishop, Richard (NT), Louisville.....	1976-81	Colon, Harry (S), Missouri.....	1991
Black, Mel (LB), Eastern Illinois.....	1986-87	Colton, George (OT), Maryland.....	1987
Blackmon, Don (LB), Tulsa.....	1981-87	Condon, Tom (OG), Boston College.....	1985
Blahak, Joe (CB), Nebraska.....	1976	Conn, Dick (S), Georgia.....	1975-79
Blanchard, Dick (LB), Tulsa.....	1972	Cook, Marv (TE), Iowa.....	1989-92
Blanks, Sid (RB), Texas A&I.....	1969-70	Cooks, Terrence (LB), Nicholls St.....	1989
Bleier, Bob (QB), Richmond.....	1987	Corbett, Steve (OG), Boston College.....	1975
Bolton, Ron (DB), Norfolk St.....	1972-75	Corcoran, Jim (QB), Maryland.....	1968
Boudreaux, Jim (DE), Louis. Tech.....	1966-68	Corsetti, Rico (LB), Bates.....	1987
Bowman, Jim (S), C. Michigan.....	1985-89	Costict, Ray (LB), Miss St.....	1977-79
Boyd, Greg (S), Arizona.....	1973	Cowan, Larry (RB), Jackson St.....	1982
Boyd, Greg (DE), San Diego St.....	1977-78	Crabtree, Eric (WR), Pittsburgh.....	1971
Bradshaw, Morris (WR) Ohio St.....	1982	Crawford, Elbert (OL), Arkansas.....	1990-91
Bramlett, John (LB), Memphis St.....	1969-70	Crawford, Jim (RB), Wyoming.....	1960-64
Briscoe, Marlin (WR), Nebraska (Omaha).....	1976	Creswell, Smiley (DE), Michigan St.....	1985
Brock, Pete (C), Colorado.....	1976-87	Cross, Bob (OT), Kilgore Jr. Col.....	1960
Brown, Barry (TE-LB), Florida.....	1969-70	Crouthamel, Jake (RB), Dartmouth.....	1960
Brown, Bill E. (LB), Syracuse.....	1960	Crow, Albert (DT), William & Mary.....	1960
Brown, Preston (WR), Vanderbilt.....	1980, 1982	Crump, George (DE) East Carolina.....	1982-83
Brown, Roger (S), Virginia Tech.....	1992	Crump, Harry (RB), Boston College.....	1963
Brown, Sidney (CB), Oklahoma.....	1978	Cryder, Bob (OG), Alabama.....	1978-83
Brown, Vincent (LB), Miss. Valley.....	1988-92	Cudzik, Walt (OC), Purdue.....	1960-63
Browning, Dave (DE), Washington.....	1983	Cunningham, Jay (DB), Bowling Green.....	1965-67
Brune, Fred (DB), Ohio St.....	1960-62	Cunningham, Sam (RB), USC.....	73-79, 81-82
Bryant, Hubie (WR), Minnesota.....	1971-72	Currier, Bill (DB), So. Carolina.....	1980
Buben, Mark (DL), Tufts.....	1979, 1981	Cusick, Pete (NT), Ohio St.....	1975
Bugenhagen, Gary (OT-G), Syracuse.....	1969-70		
Buoniconti, Nick (LB), Notre Dame.....	1962-68	Damkroger, Maury (LB), Nebraska.....	1974
Burks, Steve (WR), Arkansas State.....	1975-77	Danenbauer, Bill (DE), Emporia.....	1960
Burton, Ron (RB), Northwestern.....	1960-65	Davis, Elgin (RB), Cent. Florida.....	1987-88

1993 NEW ENGLAND PATRIOTS

Davis, Greg (K), Citadel..... 1989
 Davis, Jack (OG), Maryland..... 1960
 Dawson, Bill (LB-TE-DE), Florida St..... 1965
 Dawson, Lin (TE), N.C. State..... 1981-90
 Dee, Bob (DE), Holy Cross..... 1960-67
 DeLuca, Gerry (OT), Mid. Tenn St..... 1960-64
 DeRiggi, Fed (DT), Syracuse..... 1990
 Dimitroff, Tom (QB), Miami (O)..... 1960
 Discenzo, Tony (OT), Michigan St..... 1960
 Doig, Steve (LB), New Hampshire..... 1986-87
 Dombroski, Paul (DB), Linfield..... 1981-84
 Donnalley, Kevin (DB), N. Dakota St..... 1981
 Dorsey, Nate (DE), Mississippi Val..... 1973
 Douglas, David (G), Tennessee..... 1989-90
 Dowling, Brian (QB), Yale..... 1972-73
 Dressler, Doug (RB), Chico St..... 1975
 Dukes, Mike (LB), Clemson..... 1964-65
 DuLac, Bill (OG), Eastern Mich..... 1974-75
 Dumler, Doug (OC), Nebraska..... 1973-75
 Dupard, Reggie (RB), SMU..... 1986-89
 Durko, Sandy (S), USC..... 1973-74
 Dykes, Hart Lee (WR), Oklahoma St. 1989-90

Eason, Tony (QB), Illinois..... 1983-89
 Edmonds, Randy (LB), Geo. Tech..... 1971
 Edwards, Tim (DE), Delta St..... 1992
 Egu, Patrick (RB), Nevada-Reno..... 1989
 Eisenhauer, Larry (DE),
 Boston College..... 1962-69

Falcon, Terry (OG), Montana..... 1978-79
 Fairchild, Paul (OG), Kansas..... 1984-90
 Farmer, Lon (LB), Chattanooga..... 1964-66
 Farrell, Sean (OG), Penn St..... 1987-90
 Feacher, Ricky (WR), Miss. Val. St..... 1976
 Feagles, Jeff (P), Miami (FL)..... 1988-89
 Feehery, Gerry (G)..... 1989
 Feldhausen, Paul (OT), Northland..... 1968-69
 Feggins, Howard (CB), UNC-Charlotte..... 1989
 Felt, Dick (DB), Brigham Young..... 1962-66
 Ferguson, Vagas (RB), Notre Dame..... 1980-82
 Flick, Tom (QB), Washington..... 1982
 Flutie, Doug (QB), Boston College..... 1987-89
 Foreman, Chuck (RB), Miami (FL)..... 1980
 Forte, Ike (RB), Arkansas..... 1967-77
 Foster, Will (LB), E. Michigan..... 1973-74
 Fox, Tim (S), Ohio St..... 1976-81
 Frain, Todd (TE), Nebraska..... 1987
 Francis, Russ (TE), Oregon..... 1975-80, 87-88
 Franklin, Arnold (DE), N. Carolina..... 1987
 Franklin, Tony (K), Texas A&M..... 1984-87
 Fraser, Jim (LB-P), Wisconsin..... 1966
 Frazier, Charley (WR), Texas So..... 1969-70
 Fryar, Irving (WR), Nebraska..... 1984-92
 Fullington, Darrell (S), Miami (FL)..... 1991
 Funchess, Tom (OT), Jack. St..... 1968-70
 Fussell, Tom (DE) LSU..... 1967

Gadbois, Dennis (WR), Boston Univ..... 1987-88
 Gallaher, Allen (OT), USC..... 1974
 Gamble, R.C. (RB), So. Car. St..... 1968-69
 Gambol, Chris (OL), Iowa..... 1990
 Gannon, Chris (DE), SW Louisiana..... 1990-92
 Garcia, Teddy (K), NE Louisiana..... 1988
 Gardin, Ron (WR), Arizona..... 1971
 Garrett, Carl (RB), N. Mex. High..... 1969-72
 Garrett, J.D. (RB), Grambling..... 1964-67
 Garron, Larry (RB), Western Illinois..... 1960-68
 Gash, Sam (RB), Penn St..... 1992
 Geddes, Bob (LB), UCLA..... 1973-75
 Germany, Willie (S), Morgan St..... 1976
 Gibson, Ernest (CB), Furman..... 1984-88
 Gillen, John (LB), Illinois..... 1983
 Gipson, Paul (RB), Houston..... 1973
 Gladieux, Bob (RB), Notre Dame..... 1969-72
 Glenn, Vencie (DB), Indiana State..... 1986

Goad, Tim (NT), North Carolina..... 1988-92
 Gogolak, Charlie (K), Princeton..... 1970-72
 Golden, Tim (LB), Florida..... 1982-84
 Golic, Bob (LB), Notre Dame..... 1979-81
 Gonzalez, Noe (RB), SW Texas St..... 1974
 Gordon, Steve (OL), California..... 1992
 Gordon, Tim (S), Tulsa..... 1991-92
 Graff, Neil (QB), Wisconsin..... 1974-75
 Graham, Art (WR), Boston College..... 1963-68
 Graham, Milt (OT), Colgate..... 1961-63
 Granby, John (DB), Virginia Tech..... 1992
 Graves, White (DB), LSU..... 1965-67
 Gray, Leon (OT), Jackson St..... 1973-78
 Green, Jerry (RB), Georgia Tech..... 1960
 Greene, Tom (QB), Holy Cross..... 1960
 Grogan, Steve (QB), Kansas St..... 1975-90
 Guzik, John (NT), Ohio Univ..... 1987

Hagen, Halvor (G-DE), Weber St..... 1971-72
 Haggerty, Mike (OT-DE), Miami..... 1971
 Haley, Darryl (OG), Utah..... 1982-84, 86
 Hall, Ron (DB), Missouri Valley..... 1961-67
 Hamilton, Ray (DE), Oklahoma..... 1973-81
 Hammond, Kim (QB), Florida St..... 1968-70
 Hannah, John (OG), Alabama..... 1973-85
 Hanneman, Craig (DE), Oregon St..... 1974-75
 Hansen, Brian (P), Sioux Falls..... 1990
 Hansen, Bruce (RB), Brigham Young..... 1987
 Hare, Eddie (P), Tulsa..... 1979
 Harlow, Pat, (OT), Southern Cal..... 1991-92
 Harris, Marshall (DE), TCU..... 1983
 Harris, Rickie (DB), Arizona..... 1971-72
 Hartley, Ken (P), Catawba..... 1981
 Harvey, Richard (LB), Tulane..... 1990
 Hasselbeck, Don (TE), Colorado..... 1977-83
 Hauck, Tim (FS), Montana..... 1990
 Hauser, Art (DT), Xavier..... 1960
 Hawkins, Mike (OLB), Texas A&I..... 1978-81
 Hawthorne, Greg (WR-RB), Baylor..... 1984-86
 Hayman, Conway (OG), Delaware..... 1972
 Haynes, Mike (CB), Arizona St..... 1976-82
 Henderson, Jerome (CB), Clemson..... 1991-92
 Hendley, David (DB), S. Connecticut..... 1987
 Henke, Karl (OT), Tulsa..... 1969
 Hennessey, Tom (DB), Holy Cross..... 1965-66
 Henson, Luther (NT), Ohio St..... 1982-84
 Herline, Alan (P), Vanderbilt..... 1987
 Herock, Ken (LB), West Virginia..... 1969
 Herron, Mack (RB), Kansas St..... 1973-75
 Hinton, Eddie (WR), Oklahoma..... 1974
 Hobby, Marion (DE), Tennessee..... 1990-92
 Hodge, Milford (DE), Washington St..... 1986-89
 Hodson, Tommy (QB), Louisiana St..... 1990-92
 Hoey, George (DB), Michigan..... 1972-73
 Holloway, Brian (OT), Stanford..... 1981-86
 Holmes, Darryl (FS), Ft. Valley St..... 1987-89
 Holmes, Ernie (NT), Texas Southern..... 1978
 Howard, Bob (CB), San Diego St..... 1975-77
 Howard, David (LB), Long Beach St..... 1991-92
 Huarte, John (QB), Notre Dame..... 1966-67
 Hubach, Mike (P), Kansas..... 1980-81
 Hudson, Bill (DT), Clemson..... 1965
 Hunt, Jim Lee (DT), Prairie View..... 1961-71
 Hunt, Kevin (OT), Doane..... 1973
 Hunt, Sam (LB), S.F. Austin..... 1974-79
 Hunter, Ivy Joe (RB), Kentucky..... 1991
 Hurst, Maurice (CB), Southern..... 1989-92
 Hutson, Brian (SS), Mississippi St..... 1990
 Hyland, Bob (OC), Boston College..... 1977

Ilg, Ray (LB), Colgate..... 1967-68
 Imhof, Martin (DE), San Diego St..... 1975
 Ingram, Brian (LB), Tennessee..... 1982-85
 Ivory, Horace (RB), Oklahoma..... 1977-81

Jackson, Harold (WR), Jackson St 1978-81, 87

1993 NEW ENGLAND PATRIOTS

Jackson, Honor (DB), Pacific.....	1972-73	Marion, Fred (FS), Miami (FL).....	1982-91
Jacobs, Harry (DE-LB), Bradley.....	1960-62	Marsh, Aaron (WR), Eastern KY.....	1968-69
Jacobs, Ray (DT), Howard Payne.....	1969	Marshall, Al (WR), Boise St.....	1974
Jagielski, Harry (DT), Indiana.....	1960-61	Martin, Donald (CB), Yale.....	1973
James, Craig (RB), SMU.....	1984-88	Martin, Sammy (WR), LSU.....	1988-91
James, Roland (SS), Tennessee.....	1980-90	Mason, Dave (S), Nebraska.....	1973
Janik, Tom (DB-P), Texas A&I.....	1969-71	Massey, Jim (CB), Linfield.....	1974-75
Jarostchuk, Ilia (LB), New Hampshire.....	1990	Mass, Wayne (OT), Miami.....	1972
Jarvis, Ray (WR), Norfolk St.....	1979	Matich, Trevor (OC), Brigham Young.....	1985-88
Jenkins, Ed (RB), Holy Cross.....	1974	Matthews, Bill (LB), So. Dak. St.....	1979-81
Jeter, Gary (DE), USC.....	1989	Matthews, Henry (RB), Michigan St.....	1972
Johnson, Andy (RB), Georgia.....	1974-76, 78-81	May, Art (DE), Tuskegee.....	1971
Johnson, Billy (DB), Nebraska.....	1966-69	McAlister, James (RB/KR), UCLA.....	1978
Johnson, Damian (OG), Kansas St.....	1990	McCabe, Jerry (LB), Holy Cross.....	1987
Johnson, Daryl (DB), Morgan St.....	1968-71	McCall, Bob (RB), Arizona.....	1973
Johnson, Ellis (RB), S.E. Louisiana.....	1965-66	McCarthy, Shawn (P), Purdue.....	1991-92
Johnson, Joe (OE), Boston College.....	1960-61	McComb, Don (DE), Bradley.....	1960
Johnson, Preston (RB), Florida A&M.....	1968	McCray, Prentice (S), Arizona St.....	1974-80
Johnson, Steve (TE), Virginia Tech.....	1988	McCurry, Dave (S), Iowa St.....	1974
Jones, Cedric (WR), Duke.....	1982-90	McDougald, Doug (DE), VPI.....	1980
Jones, Ezell (OT), Minnesota.....	1969-70	McGee, George (OT), Southern.....	1960
Jordan, Shelby (OT), Wash. (Mo.).....	1975, 77-82	McGee, Tony (DE), Bishop (Tex.).....	1974-81
Jordan, Tim (LB), Wisconsin.....	1987-89	McGovern, Rob (LB), Holy Cross.....	1992
Kadziel, Roin (LB), Stanford.....	1972	McGrew, Lawrence (LB), USC.....	1980-89
Kapp, Joe (QB), California.....	1970	McHale, Joe (LB), Delaware.....	1987
Kecman, Dan (LB), Maryland.....	1970	McKay, Bob (OT), Texas.....	1976-78
Keeton, Durwood (S), Oklahoma.....	1975	McKinnon, Don (LB), Dartmouth.....	1963-64
Kerrigan, Mike (QB), Northwestern.....	1983-84	McMahon, Art (DB), N. Carolina St.....	1968-72
Key, David (S), Michigan.....	1991	McMurtry, Greg (WR), Michigan.....	1990-92
Khayat, Ed (DT), Tulane.....	1966	McNeil, Emmanuel (NT), Tenn.-Martin.....	1989
Kimber, Bill (OE), Florida St.....	1961	McQuay, Leon (RB), Tampa.....	1975
Kiner, Steve (LB), Tennessee.....	1971, 73	McSwain, Chuck (RB), Clemson.....	1987
King, Claude (RB), Houston.....	1962	McSwain, Rod (CB), Clemson.....	1984-90
King, Steve (LB), Tulsa.....	1973-81	Meixler, Ed (LB), Boston University.....	1965
Klein, Dick (OT), Iowa St.....	1961-62	Melander, Jon (OG), Minnesota.....	1991
Knief, Gayle (WR), Morningside.....	1970	Mildren, Jack (S), Oklahoma.....	1974
Koontz, Ed (LB), Catawba.....	1968	Millen, Hugh (QB), Washington.....	1991-92
Krakau, Merv (LB), Iowa St.....	1978	Miller, Al (RB), Boston College.....	1960
Kuehn, Art (OC), UCLA.....	1983	Miller, Dan (K), Miami, Fl.....	1982
LaFreniere, Bill (WR), Northeastern.....	1987	Mirich, Rex (DT), Northern Arizona.....	1970
Lambert, Dion (DB), UCLA.....	1992	Mitchell, Leroy (DB), Texas Southern.....	1967-68
Landry, Anthony (RB), Stephen F. Austin.....	1990	Montler, Mike (OT), Colorado.....	1969-72
Larson, William (RB), Western Illinois.....	1960	Moore, Arthur (DT), Tulsa.....	1973-77
Lasifer, Ike (DE), St. Augustine's.....	1970-71	Moore, Greg (LB), Tenn.-Chattanooga.....	1987
Lawson, Jamie (RB), North Carolina St.....	1990	Moore, Leroy (DE), Ft. Valley St.....	1961-62
Lawson, Odell (RB), Langston.....	1970-71	Moore, Steve (OT), Tenn St.....	1983-87
LeBlanc, Michael (RB), Stephen F. Austin.....	1987	Morgan, Stanley (WR), Tennessee.....	1977-89
Lee, John (DE), Nebraska.....	1981	Morris, Guy (OC), Texas Christian.....	1984-87
Lee, Keith (DB), Colorado St.....	1981-84	Morris, Jamie (RB), Michigan.....	1990
Lee, Robert (G), Missouri.....	1960	Morris, Jon (OC), Holy Cross.....	1964-74
Lenkaitis, Bill (C), Penn St.....	1971-81	Mosier, John (TE), Kansas.....	1973
Leok, Bobby (WR), Harvard.....	1967-68	Moss, Roland (TE), Toledo.....	1971
Leo, Charlie (OG), Indiana.....	1960-62	Mowatt, Zeke (TE), Florida State.....	1990
Lindquist, Paul (DT), New Hampshire.....	1961	Murphy, Bill (WR), Cornell.....	1968
Lingner, Adam (OL), Illinois.....	1986	Nance, Jim (RB), Syracuse.....	1965-71
Linne, Larry (WR), Texas-El Paso.....	1987	Naposki, Eric (LB), Connecticut.....	1988-89
Lippett, Ronnie (DB), Mia.(FL).....	1983-88*, 90-91	Neighbors, Billy (OG), Alabam.....	1962-65
Livingston, Walt (RB), Heidelberg.....	1960	Nelson, Edmund (DE), Auburn.....	1988
Lockhart, Eugene (LB), Houston.....	1991-92	Nelson, Steve (LB), N. Dakota St.....	1974-87
Lockwood, Scott (RB), Southern Cal.....	1992	Neumann, Tom (RB), Northern Michigan.....	1963
Lofton, Oscar (OE), S.E. Louisiana.....	1960	Neville, Tommy (OT), Mississippi.....	1965-77
Long, Charlie (OT), Chattanooga.....	1961-69	Nichols, Bob (TE), Boston Univ.....	1967-68
Long, Mike (OE), Brandeis.....	1960	Oakes, Don (OT), Virginia Tech.....	1963-68
Lott, Billy (RB), Mississippi.....	1961-63	O'Hanley, Ross (DB), Boston College.....	1960-65
Loudd, Rommie (LB), UCLA.....	1961-62	Osley, Willie (CB), Illinois.....	1974
Loukas, Angelo (G), Northwestern.....	1970	Outlaw, John (DB), Jackson St.....	1969-72
Lowery, Nick (K), Dartmouth.....	1978	Overton, Tom (RB), Fairmont St.....	1990
Lowry, Orlando (LB).....	1989	Owen, Don (QB), Wichita St.....	1976-81
Lunsford, Mel (DE), Central (O.) St.....	1973-80	Owens, Dennis (NT), N. Carolina St.....	1982-86
Maitland, Jack (DB), Williams.....	1971-72	Parilli, Babe (QB), Kentucky.....	1961-67
Mallory, Irvin (RB), Virginia Union.....	1971	Patrick, Mike (P), Mississippi St.....	1975-78
Mangiero, Dino (NT), Rutgers.....	1987	Patton, Jerry (DE), Nebraska.....	1975
Mangum, John (DT), S. Mississippi.....	1966-67	Pennywell, Carlos (WR), Grambling.....	1978-81

Peoples, George (RB), Auburn.....	1983	Sealby, Randy (LB), Missouri.....	1987
Perkins, Willis (OG), Texas Southern.....	1961	Sellers, Ron (WR), Florida St.....	1969-71
Perryman, Robert (RB), Michigan.....	1987-89	Shegog, Ron (SS), Austin Peay.....	1987
Peterson, Joe (CB), Nevada-Reno.....	1987	Sherman, Tom (QB-DB), Penn St.....	1968-69
Phillpott, Ed (LB), Miami (O).....	1967-71	Shiner, Dick (QB), Maryland.....	1973-74
Philips, Jess (RB), Michigan St.....	1976-77	Shoate, Rod (LB), Oklahoma.....	1975-81
Pickering, Clay (WR), Maine.....	1987	Shonta, Chuck (DB), E. Michigan.....	1960-67
Plunkett, Art (OT), UNLV.....	1985, 87	Shorts, Peter (DE), Illinois St.....	1989
Plunkett, Jim (QB), Stanford.....	1971-75	Sievers, Eric (TE), Maryland.....	1989-90
Pope, Ken (CB), Oklahoma.....	1974	Simerson, John (OT), Purdue.....	1961
Pool, David (CB), Carson-Newman ...	1991-92	Sims, Kenneth (DE), Texas.....	1982-89
Porrell, Tom (NT), Boston College.....	1987	Singer, Carl (OT), Purdue.....	1966-68
Porter, Willie (DB), Texas Southern.....	1968	Singleton, Chris (LB), Arizona	1990-92
Posey, David (K), Florida.....	1978	Smerlas, Fred (NT), Boston College ..	1991-92
Prestridge, Luke (P), Baylor.....	1984	Smith, Connell (DE), Southern Univ....	1973-74
Price, Kenny (LB), Iowa.....	1971	Smith, Rod (DB), Notre Dame	1992
Profit, Eugene (DB), Yale.....	1986-88	Smith, Hal (DT), UCLA.....	1960
Pruett, Perry (DB), North Texas St.....	1971	Smith, John (K) Southampton (Eng.)..	1974-83
Puetz, Garry (OG), Valparaiso	1979-81	Smith, Ricky (DB), Alabama St.....	1982-84
Purvis, Vic (WR), S. Mississippi	1966-67	Smith, Sean (DE), Georgia Tech	1990-91
Pyne, George (OT), Olivet.....	1965	Snyder, Al (WR), Holy Cross.....	1964
Rademacher, Bill (WR), N. Mich. St.....	1969-70	Solitis, Bob (DB), Minnesota.....	1960-61
Rakoczy, Gregg (OL), Miami (FL)	1991-92	Songin, Ed (Butch) (QB), B.C.....	1960-61
Ramsey, Derrick (TE), Kentucky.....	1983-85	Spears, Ron (DE), San Diego St.....	1982-83
Ramsey, Tom (QB), UCLA.....	1985-88	Stanley, Walter (WR), Colorado	1992
Ratkowski, Ray (RB), Notre Dame.....	1961	Starring, Stephen (WR), McNeese.....	1983-87
Ray, Eddie (RB-P), LSU.....	1970	Staurovsky, Jason (K), Tulsa.....	1988-91
Redding, Reggie (OL), Cal. St. Fullerton	1992	Steinfert, Fred (K), Boston College.....	1983
Reed, Benton (DE), Mississippi.....	1987	Stenger, Brian (LB), Notre Dame.....	1973
Rehder, Tom (OT), Notre Dame.....	1988-89	Stephens, Calvin (G), South Carolina	1992
Reilly, Kevin (LB), Villanova.....	1975	Stephens, John (RB), NW (La.) St.....	1988-92
Rembert, Johnny (LB), Clemson.....	1983-92	Stephens, Tom (DB-TE), Syracuse.....	1960-64
Reynolds, Bob (OT), Bowling Green....	1972-73	Stingley, Darryl (WR), Purdue.....	1973-77
Reynolds, Ed (LB), Virginia.....	1983-91	St. Jean, Lennie (OG), N. Michigan....	1964-73
Reynolds, Tom (WR), San Diego St.....	1972	Stokes, Eric (C-G), Northeastern.....	1987
Rice, Rodney (DB), BYU.....	1989	Stolberg, Eric (WR), Indiana.....	1971
Richardson, Al (DE), Grambling.....	1960	Striegel, Bill (LB), College of Pacific.....	1960
Richardson, Jesse (DT), Alabama.....	1962-64	Studstill, Pat (P), Houston.....	1972
Richardson, Tom (WR), Jackson St....	1969-70	Sturt, Fred (G), Bowling Green.....	1976-78
Robbins, Randy (S), Arizona	1992	Suci, Bob (DB), Michigan St.....	1963
Robinson, Bo (RB), W. Texas St.....	1984	Swanson, Terry (P), Massachusetts...	1967-68
Robinson, Greg (OT), Sacramento St....	1987	Sweet, Joe (WR), Tennessee St.....	1974
Robinson, Junior (CB), E. Carolina.....	1990	Sykes, Alfred (WR), Florida A&M.....	1971
Robinson, Rex (K), Georgia.....	1982	Taliaferro, Mike (QB), Illionis.....	1968-71
Robotti, Frank (LB-RB), Boston College..	1961	Tanner, John (LB-DE), Tenn. Tech....	1973-74
Rogers, Doug (DE), Stanford.....	1984	Tardits, Richard (LB), Georgia	1990-92
Romaniszyn, Jim (LB), Edinboro St. (PA).	1976	Tarver, John (RB), Colorado.....	1972-74
Romeo, Tony (TE), Florida St.....	1962-67	Tatupu, Mosi (RB), USC.....	1978-90
Romine, Al (DB), Florence St.....	1961	Taylor, Greg (RB), Virginia.....	1982
Rowe, Dave (DT), Penn St.....	1971-73	Taylor, Kitrick (WR), Wash. St.....	1989
Rucker, Reggie (WR), Boston Univ.....	1971-74	Thomas, Ben (DE), Auburn.....	1985
Rudolph, Jack (LB), Georgia Tech.....	1960-65	Thomas, Donnie (LB), Indiana.....	1976
Russell, Leonard (RB), Arizona St.	1991-92	Thomas, Gene (RB), Florida A&M.....	1968
Ruth, Mike (NT), Boston College.....	1986-87	Timpson, Michael (WR), Penn St	1989-92
Sabb, Dwayne (LB), New Hampshire	1992	Tippett, Andre (LB), Iowa	1982-88, 90-92
Sacco, Frank (LB), Fordham.....	1987	Tipton, Dave (NT), Western Illionis....	1975-76
Saltz, Lee (QB), Temple.....	1992	Toler, Ken (WR), Mississippi.....	1981-82
Sanders, John (S), South Dakota.....	1974-76	Toner, Ed (DT), Massachusetts.....	1967-70
Sandham, Todd (OG), Northeastern.....	1987	Towns, Bobby (DB), Georgia	1961
Sanford, Rick (FS), South Carolina.....	1979-84	Trull, Don (QB), Baylor.....	1967
Saranovitz, Brian (OG), New Hampshire.	1987	Tucker, Erroll (DB), Utah.....	1989
Sardisco, Tony (OG), Tulane.....	1960-62	Turner, Bake (WR), Texas Tech.....	1970
Satcher, Doug (LB), S. Mississippi	1966-68	Turner, Bill (DE), Boston College.....	1987
Sawyer, Jon (CB), Cincinnati.....	1987	Turner, Kevin (RB), Alabama	1992
Scarpito, Bob (WR-P), Notre Dame.....	1968	Twombly, Darren (C), Boston College....	1987
Schaum, Greg (DE), Michigan St.....	1978	Van Eeghen, Mark (RB), Colgate.....	1982-83
Schmidt, Bob (OT), Minnesota.....	1964	Vataha, Randy (WR), Stanford.....	1971-76
Scholtz, Bruce (LB), Texas.....	1989	Vaughn, Jon (RB), Michigan	1991-92
Schottenheimer, Marty (LB), Pittsburgh	1969-70	Veris, Garin (DE), Stanford	1985-88, 90-91
Schubert, Eric (K), Pittsburgh.....	1987	Viaene, David (OT), Minnesota-Duluth	1989-90
Schubert, Steve (WR), Massachusetts....	1974	Villa, Danny (OT), Arizona St.....	1987-91
Schwedes, Gerhardt (RB), Syracuse....	1960-61	Virkus, Scott (DE), San Fran. City Col....	1984
Scott, Clarence (DB), Morgan St.....	1969-72	Wagner, Bryan (P), Cal St. Northridge ..	1991
Scott, Willie (TE), South Carolina.....	1986-88		

1993 NEW ENGLAND PATRIOTS

Walker, Mike (K), None..... 1972
 Ward, David (LB), Southern Ark..... 1989
 Washington, Clyde (DB), Purdue..... 1960-61
 Washington, Mark (CB), Morgan St..... 1979
 Washington, Mickey (CB), Texas A&M1990-91
 Watson, Dave (G), Georgia Tech..... 1963-64
 Weathers, Clarence (WR), Delaware St. 1983-84
 Weathers, Robt. (RB), Arizona St..... 1982-86
 Webb, Don (DB), Iowa St..... 1961-71
 Webster, George (LB), Michigan St.... 1974-76
 Weisacosky, Ed (LB), Miami..... 1971-72
 Weishuhn, Clayton (LB)
 Angelo St..... 1982-84, 86
 Welch, Claxton (RB), Oregon..... 1973
 Wells, Billy (RB), Michigan St..... 1960
 West, Mel (DB), Missouri..... 1961
 Westbrook, Don (WR), Nebraska..... 1977-81
 Whalen, Jim (TE), Boston College..... 1965-69
 Wheeler, Dwight (OT), Tennessee St. 1978-83
 White, Harvey (QB), Clemson..... 1960
 White, Jeff (K-P), Texas El Paso..... 1973
 White, Jim (DE), Colorado St..... 1972
 Whittingham, Fred (LB), California Poly. 1970
 Whitten, Todd (QB), Stephen F. Austin.... 1987
 Wichard, Murray (DE), Frostburg St..... 1987
 Wilburn, Steve (DE), Illinois St..... 1987
 William, J.R. (LB-C), La. Tech..... 1968-70
 Williams, Brent (DE), Toledo..... 1986-92
 Williams, Larry (G), Notre Dame 1992
 Williams, Brian (TE), Southern..... 1982
 Williams, Brooks (TE), N. Carolina..... 1983

Williams, Derwin (WR), New Mexico... 1985-87
 Williams, Ed (LB), Texas 1984-87, 90
 Williams, Jon (RB), Penn St..... 1984
 Williams, Lester (NT), Miami (FL)..... 1982-85
 Williams, Perry (CB), Clemson..... 1987
 Williams, Toby (DE), Nebraska..... 1983-88
 Wilson, Curtis (OC), Missouri..... 1989
 Wilson, Darrell (DB), Conn..... 1981
 Wilson, David (DB), California 1992
 Wilson, Ed (QB), Arizona St..... 1965
 Wilson, Darryal (WR), Tennessee..... 1983
 Wilson, Jerrel (P), S. Mississippi..... 1978
 Wilson, Joe (RB), Holy Cross..... 1974
 Wilson, Marc (QB), BYU 1989-90
 Windsor, Bob (TE), Kentucky..... 1972-75
 Wirgowski, Dennis (DE), Purdue 1970-72
 Witt, Mel (DT), Arlington State 1967-70
 Woods, Carl (RB), Vanderbilt..... 1987
 Wooten, Ron (OG), N. Carolina..... 1982-88
 Wonsley, George (RB), Miss. St..... 1989
 Wright, Elmo (WR), Houston..... 1975

Yates, Bob (OT-G-C), Syracuse..... 1960-65
 Yewcic, Tom (P-QB), Michigan St 1961-66

Zabel, Steve (LB), Oklahoma..... 1975-78
 Zackery, Tony (FS), Washington 1990-91
 Zamberlin, John (LB), Pac. Lutheran... 1979-82
 Zendejas, Joaquin (K), LaVerne (CA)..... 1983
 Zolak, Scott (QB), Maryland 1992

PATRIOTS WITH 100 GAMES PLAYED

Player	Pos.	Games	Years Played
1. Julius Adams	DE	206	1971-85, 87
2. Mosi Tatupu	RB	194	1978-90
3. Raymond Clayborn	CB	191	1977-89
4. John Hannah	OG	183	1973-85
5. Stanley Morgan	WR	179	1977-89
6. Steve Nelson	LB	174	1974-87
7. Tom Neville	OT	159	1965-77
8. Pete Brock	C	154	1976-87
9. Gino Cappelletti	K/WR	152	1960-70
10. Bill Lenkaitis	C	151	1971-81
11. Steve Grogan	QB	149	1975-90
12. Roland James	SS	145	1980-90
13. Fred Marion	FS	144	1982-91
14. Jim Lee Hunt	DT	141	1960-70
15. Len St. Jean	OG	140 (c)	1964-73
16. Houston Antwine	DT	137	1961-71
17. ANDRE TIPPETT	LB	135	1982-Present
18. Don Webb	DB	134	1961-71
19. Ray Hamilton	NT	132	1973-81
20. Jon Morris	C	131	1964-74
21. Irving Fryar	WR	129	1984-92
22. Johnny Rembert	LB	126	1983-92
23. Jim Colclough	WR	124	1960-68
24. Steve King	LB	124	1973-81
25. Charlie Long	OT	124	1961-69
26. Ronnie Lippett	CB	122	1983-91
27. Lawrence McGrew	LB	122	1980-89
28. Cedric Jones	WR	120	1982-90
29. Sam Adams	OG	119	1972-80
30. Ed Reynolds	LB	119	1983-91
31. Tony McGee	DE	118	1974-81
32. John Smith	K	116	1974-83
33. Larry Eisenhauer	DE	115	1961-69
34. Bob Dee	DE	112	1960-67
35. BRENT WILLIAMS	DE	108	1986-Present
36. Lin Dawson	TE	105	1981-90

C - Denotes consecutive games played

ALL-TIME PATRIOTS DRAFT

1993

1. Drew Bledsoe, 1, (QB) Washington State; 2a. Chris Slade, 31, (LB) Virginia; 2b. Todd Rucchi, 51, (OL) Penn State (from Miami, along with a 1994 draft pick, in exchange for WR Irving Fryar); 2c. Vincent Brisby, 58, (WR) NE Louisiana (as a result of the L.A. Raiders passing on their selection in the second round, the Patriots first selection of the third round reverted to being the 27th pick in the second round); 4a. Kevin Johnson, 86, (NT) Texas Southern; 4b. Corwin Brown, 110, (DB) Michigan (from Green Bay in exchange for RB John Stephens. The Patriots then traded that pick, 15th in round and 99th overall, to San Diego in exchange for the Chargers' 1993 fourth round, 110th pick and a 1993 fifth round, 138th pick); 5a. Scott Sisson, 113, (K) Georgia Tech; 5b. Richard Griffith, 138, (TE) Arizona (from San Diego in the above mentioned trade); 6. Lawrence Hatch, 142, (DB) Florida; 8. Troy Brown, 198, (WR/KR) Marshall.

1992

1. Eugene Chung, 13, (OL) Virginia Tech (from Dallas, along with a third round pick in 1992, in exchange for Patriots' first round, 19th pick from Atlanta, second round, 37th pick and fourth round, 104th pick from Atlanta; 2. Rod Smith, 35, (DB) Notre Dame (acquired from Phoenix in exchange for Patriots' second round, 46th pick from Atlanta and fourth round, 100th pick from L.A. Raiders in 1991) in 1992; 3a. Todd Collins, 64, (LB) Carson-Newman; 3b. Kevin Turner, 71, (RB) Alabama (acquired from Dallas through Minnesota, along with first round pick in 1992, in exchange for a first round, 19th pick from Atlanta, second round, 37th pick and fourth round, 104th pick from Atlanta in 1992; 4a. Dion Lambert, 90, (CB) UCLA (acquired from San Diego in a 1991 draft day trade in exchange for a fifth round, 127th pick from Pittsburgh in 1991); 4b. Darren Anderson, 93, (CB) Toledo; 5. Dwayne Sabb, 116, (LB) New Hampshire (acquired from Tampa Bay in a trade during 1991 season in exchange for LB Jesse Solomon); 6. Tracy Boyd, 165, (OG) Elizabeth City St. (acquired from Detroit, along with seventh round pick in 1992, a 10th round pick in 1992 and a 12th round pick in 1992, in exchange for Patriots' sixth round, 145th pick from Phoenix, in 1992; 7a. Wayne Hawkins, 176, (WR) Southwest State (Minn.); 7b. Jim Gray, 194, (DT) West Virginia (acquired from Detroit in earlier listed trade); 8a. Scott Lockwood, 204, (RB) Southern California (acquired from Cleveland in March of 1992 in exchange for OG Fred Childress; 8b. Sam Gash, 205, (RB) Penn State; 9. David Dixon, 232, (DT) Arizona State; 10a. Turner Baur, 261, (TE) Stanford; 10b. Steve Gordon, 277, (OC) California (acquired from Detroit in earlier listed trade); 11. Mike Petko, 288, (LB) Nebraska; 12. Freeman Baysinger, 333, (WR) Humboldt State (acquired from Detroit in earlier listed trade).

1991

1a. Pat Harlow, 11, (T) Southern California (Patriots traded their first round selection, 1st pick, for Cowboys' first round selection, 11th pick, and Dallas' second round selection, 41st pick); 1b. Leonard Russell, 14, (RB) Arizona State (choice from Dallas in exchange for Patriots' 1st round, 17th pick acquired from Houston, and Patriots' 1991 4th round, 110th pick, acquired from Buffalo in 1990); 2. Jerome Henderson, 41, (CB) Clemson (choice from Dallas); 3. Calvin Stephens, 56, (G) South Carolina; 4. Scott Zolak, 84, (QB) Maryland; 5a. Jon Vaughn, 112, (RB) Michigan; 5b. Ben Coates, 124, (TE) Livingstone College (choice from L.A. Raiders through Dallas, along with a 4th round pick in 1992, in exchange for Patriots' 1991 4th round selection, 100th pick, acquired from Pittsburgh); 6. David Key, 140, (CB) Michigan; 7. Blake Miller, 168, (OL) Louisiana State; 8. Harry Colon, 196, (SS) Missouri; 9. O'Neil Glenn, 224, (G) Maryland; 10. Randy Bethel, 251, (TE) Miami (Fla.); 11a. Vincent Moore, 279, (WR) Tennessee; 11b. Paul Alsbury, 303, (P) SW Texas State (choice from San Diego through the L.A. Raiders, along with a 4th round selection in 1992, in exchange for Patriots' 1991 5th round selection, 127th pick, acquired from Pittsburgh); 12. Timothy Edwards, 307, (DT) Delta State.

1990

1a. Chris Singleton, 8, (LB) Arizona (Patriots traded their 1st round, 3rd pick, and 2nd round, 29th pick for Seahawks' two 1st round selections, 8th and 10th picks and Seattle's 3rd round pick); 1b. Ray Agnew, 10, (DE) North Carolina State (choice from Seattle); 2. Choice to Seattle; 3a. Tom Hodson, 59, (QB) Louisiana State; 3b. Greg McMurtry, 80, (WR) Michigan (acquired from Dallas along with Cowboys' 7th round pick, later traded to Buffalo and the Cowboys' 5th round, 120th pick, in exchange for Patriots' 3rd round selection, originally Seattle's, NE's 6th round, 143rd pick, and 8th round, 197th pick); 5a. Junior Robinson, 110, (DB) East Carolina (choice from Washington, along with Redskins' 2nd pick in the 5th round, which was later traded to Denver, in exchange for Patriots' 4th round, 86th pick); 5b. Jon Melander, 113, (OT) Minnesota; 5c. James Gray, 120, (RB) Texas Tech (choice from Dallas); 6. Choice to Dallas; 7. Choices to Buffalo; 8. Choice to Dallas; 9. Shawn Bouwens, 226, (OG) Nebraska-Wesleyan; 10. Anthony Landry, 253, (RB) Stephen F. Austin; 11. Sean Smith, 280, (DE) Georgia Tech; 12a. Ventson Donelson, 309, (DB) Michigan State; 12b. Blaine Rose, 322, (OG) Maryland (choice from Buffalo, along with a 4th round pick in 1991, in exchange for Patriots' two 7th round picks in 1990, one of which came from Dallas).

1989

1. Hart Lee Dykes, 16, (WR) Oklahoma State; 2. Eric Coleman, 43, (DB) Wyoming; 3a. Marv Cook, 63, (TE) Iowa (choice from Tampa Bay for Stephen Starring trade of 1988); 3b. Chris Gannon, 73, (DE) S. W. Louisiana; 4a. Maurice Hurst, 96, (DB) Southern (from Washington for Patriots fifth-round pick of 1988); 4b. Michael Timpson, 100, (WR) Penn State; 5. (127th pick,

sent to Green Bay through Cleveland as part of 1988 trade for Mike Baab); 6. Eric Mitchel, 166, (RB) Oklahoma (Patriots traded their 6th round, 157th pick, for Raiders' 6th round pick, 166, and NE gains Raiders' 8th round, 224th pick); 7a. Eric Lindstrom, 178, (LB) Boston College (from Raiders as part of Brian Holloway trade of 1987); 7b. (sent to San Diego for Thomas Benson trade of 1988); 8a. Rodney Rice, 211, (DB) Brigham Young; 8b. Tony Zackery, 224, (DB) Washington (from Raiders as part of draft-day trade exchanging 6th round picks; originally San Francisco's pick); 9a. Darron Norris, 241, (RB) Texas; 9b. Curtis Wilson, 248, (OC) Missouri (from Minnesota for Patriots' 11th-round pick of 1988); 10. Emanuel McNeil, 268, (NT) Tennessee-Martin; 11. Tony Hinz, 295, (FB) Harvard; 12. Aaron Chubb, 325, (LB) Georgia.

1988

1. John Stephens, 17, (RB) Northwestern (La.) State; 2. Vincent Brown, 43, (LB) Mississippi Valley State; 3. Tom Rehder, 69, (T) Notre Dame; 4a. Tim Goad, 87, (NT) North Carolina (from Tampa Bay in exchange for NE's 1987 fifth-round pick); 4b. Sammy Martin, 97, (WR/KR) LSU (from Minnesota in 1987 trade for QB Rich Gannon); 4c. Teddy Garcia, 100, (K) Northeast Louisiana; 5. Troy Wolkow, 115, (G) Minnesota; 5b. Patriots selection #127 traded to Washington in exchange for Redskins' fourth-round choice in 1989; 6. Steve Johnson, 154, (TE) Virginia Tech; 7. Darryl Usher, 181, (WR/KR) Illinois; 8. Patriots selection #236 to Chicago as part of QB Doug Flutie trade; 9. Neil Galbraith, 240, (CB) Central (Oklahoma) State; 10. Rodney Lossow, 267, (C) Wisconsin (from L.A. Raiders as part of 1987 trade for OT Brian Holloway); 11. Marvin Allen, 294, (RB) Tulane; 11b. Patriots selection #296 traded to Minnesota in exchange for Vikings' ninth-round choice in 1989; 12. Dave Nugent, 321, (NT) Boston College.

1987

1. Bruce Armstrong, 23, (OT), Louisville; 2. Patriots' selection 51 overall traded to Tampa Bay as part of OT-OG Sean Farrell trade (also 7th and 9th round picks); 3a. Bob Perryman, 79, (RB), Michigan; 3b. Patriots trade 81 overall and 10th round pick, 275 overall, to LA Raiders for Raiders' two fourth round picks, 98 and 102 overall; 81 overall pick originally from Washington for WR Ricky Sanders trade; 4a. Rich Gannon, 98, (QB-RB), Delaware; 4b. Derrick Beasley, 102, (DB), Winston-Salem; 4c. Tim Jordan, 107, (LB), Wisconsin; 5a. Danny Villa, 113, (OT), Arizona State (choice from San Diego for DB Vencie Glenn trade); 5b. Tom Gibson, 116, (DE), Northern Arizona (choice from Tampa Bay for Patriots' 6th round pick in 1986); 6. Gene Taylor, 163, (WR), Fresno State; 7. Patriots' selection 191 overall traded to Tampa Bay as part of Sean Farrell trade; 8. Patriots' selection 219 overall traded to Kansas City for TE Willie Scott; 9. Patriots' selection 247 overall traded to Tampa Bay as part of OT-OG Sean Farrell trade; 10. Patriots' selection, 275 overall, and 3rd round pick, 81 overall, traded to LA Raiders for two fourth round picks, 98 and 102 overall; 11. Carlos Reveiz, 302, (K), Tennessee; 12. Elgin Davis, 330, (RB), Central Florida.

1986

1. Reggie Dupard, 26, (RB) Southern Methodist; 2a. Mike Ruth, 42 (NT), Boston College (choice from Seattle as part of Bob Cryder trade of 1984); 2b. Vencie Glenn, 54, (DB) Indiana State; 3. Patriots' selection 81 overall forfeited; 4. Scott Gieselman, 109, (TE) Boston College; 5. Greg Robinson, 137, (OG/OT), Sacramento State; 6. Patriots' selection 164 overall traded to Tampa Bay for Buccaneers' fifth-round pick in 1987; 7a. Ray McDonald, 187, (WR), Florida (choice from San Francisco as part of Matt Cavanaugh trade of 1983); 7b. Brent Williams, 193, (DE) Toledo; 8. Greg Baty, 220, (TE) Stanford; 9. George Colton, 248, (OG) Maryland; 10. Cletis Jones, 276, (RB) Florida State; 11. Gene Thomas, 303, (WR), University of Pacific; 12. Don McAulay, 330, (K) Syracuse.

1985

1. Patriots' selection 16 overall traded to San Francisco; 1. Trevor Matich, 28, (OC) BYU (choice from San Francisco); 2a. Garin Veris, 48, (DE) Stanford; 2b. Jim Bowman, 52, (DB) Central Michigan (choice from LA Raiders part of Mike Haynes deal of 1983); 2c. Ben Thomas, 56, (DE) Auburn (choice from San Francisco); 3. Patriots' selection to San Francisco; 3. Audrey McMillian, 84, (DB) Houston (choice from San Francisco); 4a. Tom Toth, 102, (OT) Western Michigan; 4b. Gerard Phelan, 108, (WR) Boston College (choice from LA Raiders part of Shelby Jordan deal of 1983) 5. Choice to Cincinnati as part of WR Irving Fryar tradeup deal of 1984; 6. Choice to Philadelphia as part of K Tony Franklin deal of 1984; 7a. Choice to LA Raiders as part of the Mike Haynes deal of 1983; 7b. Choice to LA Raiders; 8a. Choice to Atlanta for DB Rod McSwain (1984); 8b. Miford Hodge, 224, (DE) Washington State (choice from San Francisco part of Matt Cavanaugh deal of 1983); 9. Choice to Pittsburgh for RB/WR Greg Hawthorne (1984); 10. Choice to Denver for P Luke Prestridge (1984); 11. Paul Lewis, 296, (RB) Boston University; 12. Tony Mumford, 328, (RB) Penn State.

1984

1. Irving Fryar, 1, (WR) Nebraska; 2. Ed Williams, 43, (LB) Texas; 3. Jonathan Williams, 70, (RB) Penn State; 5. Paul Fairchild, 124, (OG) Kansas; 6. Ernest Gibson, 151, (DB) Furman; 7a. Bruce Kallmeyer, 184, (K) Kansas; 7b. Derwin Williams, 192, (WR) New Mexico; 8. James Keyton, 211, (OT) Arizona State; 9a. Scott Bolzan, 238, (OT) Northern Illinois; 9b. David Windham, 251, (LB), Jackson State; 11. Charlie Flager, 292, (OG) Washington State; 12. Harper

Howell, 319, (TE), UCLA. SUPPLEMENTAL DRAFT: 1. Ricky Sanders, 16 (WR) Southwest Texas State; 2. Eric Jordan, 43, (RB) Purdue; 3. Walter Lewis, 70, (QB) Alabama.

1983

1. Tony Eason, 15, (QB) Illinois. 2. Darryal Wilson, 47, (WR) Tennessee. 3a. Stephan Starring, 74, (WR) McNeese State. 3b. Steve Moore, 80, (OG/OT) Tennessee State (choice from San Diego in FS Tim Fox trade). 4. Johnny Rembert, 101, (LB) Clemson. 5a. Smiley Creswell, 118, (DE) Michigan State (choice from Chicago in LB Rod Shoate trade). 5b. Darryl Lewis, 128, (TE) Texas-Arlington. 6. Mike Bass, 155, (K) Illinois. 7. Craig James, 187, (RB) SMU/Washington-USFL. 8. Ronnie Lippett, 214, (DB) Miami (FL). 9a. Ricky Williams, 233, (RB) Langston (choice from New Orleans). 9b. Mark Keel, 240, (TE) Arizona/Arizona—USFL. 10a. James Williams, 264, (TE) Wyoming (choice from NY Giants in LB Bill Matthewstrade). 10b. Toby Williams, 265, (DE) Nebraska (choice from New Orleans). 10c. Tom Ramsey, 267, (QB) UCLA/Los Angeles—USFL. 11a. Steve Parker, 292, (WR/KR) Abilene Christian (choice from New Orleans). 11b. Calvin Eason, 294, (DB) Houston. 12a. Waddell Kelly, 319, (RB) Arkansas State (choice from New Orleans). 12b. Andy Ekern, 326, (OT) Missouri.

1982

1a. Ken Sims, 1 (DE) Texas. 1b. Lester Williams, 27, (DT) Miami (FL) (choice from San Francisco in TE Russ Francis deal). 2. own choice (29th overall) traded to San Francisco. 2a. Robert Weathers, 40, (RB) Arizona State (choice from San Diego in FS Tim Fox deal.) 2b. Andre Tippet, 41, (LB) Iowa (choice from San Francisco). 2c. Darryl Haley, 55, (OT) Utah (choice from San Francisco). 3a. Cedric Jones, 56, (WR/KR) Duke. 3b. Clayton Weishuhn, 60, (LB) Angelo State (choice from Seattle for RB Horace Ivory). 4a. George Crump, 85, (DE) East Carolina. 4b. Brian Ingram, 111, (LB) Tennessee (choice from San Francisco in TE Russ Francis deal). 5. Fred Marion, 112, (DB) Miami (FL). 6. Ricky Smith, 141, (DB) Alabama State. 7. Jeff Roberts, 168, (LB) Tulane. 8. Ken Collins, 197, (LB) Washington State. 9. Kelvin Murdock, 224, (WR) Troy State. 10. Brian Clark, 253, (K) Florida. 11a. used to select WR Chy Davidson of Rhode Island in 1981 supplemental draft. 11b. Steve Sandon, 296, (QB) Northern Iowa (choice from NY Giants for DB Bill Currier). 12. Greg Taylor, 308, (WR/KR) Virginia.

1981

1. Brian Holloway, 19, (OT) Stanford. 2. Tony Collins, 47, (RB/KR) East Carolina. 3. choice to Minnesota for RB Chuck Foreman. 4. Don Blackmon, 102, (LB) Tulsa. 5. Steve Clark, 130, (DE) Kansas State. 6. Ron Wooten, 157, (OG) North Carolina. 7. Ken Toler, 185, (WR) Mississippi. 8a. Ken Naber, 194, (P) Stanford (choice from New Orleans for OG Sam Adams). 8b. Lin Dawson, 212, (TE) North Carolina State. 9. choice to Detroit for LB Ed O'Neill. 10. choice to Cleveland for DE Ernest Pirce. 11. Brian Buckley, 295, (QB) Harvard. 12. Cris Crissy, 323, (DB/KR) Princeton.

1980

1a. Roland James, 14, (DB), Tennessee. 1b. Vagas Ferguson, 25, (RB), Notre Dame (choice from Houston in OT Leon Gray deal). 2. Larry McGrew, 45, (LB) USC. 3. Steve McMichael, 73, (DT) Texas. 4. choice to Los Angeles in WR Harold Jackson deal. 5. Doug McDougald, 124, (DE), VPI. 6a. choice to Cleveland for DE Mike St. Clair. 6b. Preston Brown, 160, (WR/KR) Vanderbilt (choice from Houston in OT Leon Gray deal). 7. Tom Kearns, 180, (OG) Kentucky. 8. Mike House, 208, (TE) Pacific. 9. Barry Burget, 235, (LB) Oklahoma. 10. Tom Daniel, 266, (OC) Georgia Tech. 11. Mike Hubach, 293, (P) Kansas. 12. Jimmy Jordan, 320, (QB) Florida State.

1979

1. Rick Sanford, 25, (DB) South Carolina. 2. Bob Golic, 52, (LB) Notre Dame. 3. (Choice to Los Angeles) in WR Harold Jackson deal.) 4. Eddie Hare, 106, (P) Tulsa. 5. John Zamberlin, 135, (LB) Pacific Lutheran. 6. (Choice to Pittsburgh). 7a. Judson Flint, 177, (DB) Memphis State (choice from Washington). 7b. choice forfeited. 8. Randy Love, 216, (RB) Houston. 9. John Spagnola, 245, (TE) Yale. 10. Martin Cox, 270, (WR) Vanderbilt (choice from Denver); Allan Clark, 271, (RB) Northern Arizona. 11. (Choice to Washington). 12. (Choice to Detroit).

1978

1. Bob Cryder, 18 (G) Alabama. 2. Matt Cavanaugh, 50, (QB) Pittsburgh. 3. Carlos Pennywell, 77, (WR) Grambling. 4. Dwight Wheeler, 102, (T) Tennessee State. 5. Bill Matthews 129, (LB) South Dakota State. 6. Kem Coleman, 156, (LB) Mississippi. 7. Mike Hawkins, 188, (LB) Texas A&I. 8a. Terry Falcon, 198, (G) Montana (choice from Buffalo through Philadelphia); 8b. Mosi Tatupu, 215, (RB) Southern California. 9. Tim Petersen, 242, (LB) Arizona State. 10. Bryan Ferguson, 269, (DB) Miami. 11. Charlie Williams 296, (LB) Florida. 12. John Gibney, 328, (C) Colgate.

1977

1a. Raymond Clayborn, 16, (DB) Texas (choice from San Francisco); 1b. Stanley Morgan, 25, (WR) Tennessee. 2a. Horace Ivory, 44, (RB) Oklahoma (choice from San Francisco); 2b. Don Hasselbeck, 52, (TE) Colorado. 3. Sidney Brown, 82, (DB) Oklahoma. 4. Gerald Skinner, 109, (T) Arkansas. 5. (Choice to St. Louis). 6. (Choice to Houston). 7. Ken Smith, 192, (WR) Arkansas-Pine Bluff. 8. Brad Benson, 219, (G) Penn State. 9. Jerry Voge, 249, (LB) Michigan. 10a. John Rasmussen, 276, (T) Wisconsin; 10b. Giles Alexander, 279, (DE) Tulsa (choice from Oakland). 11. Ray Costict, 303, (LB) Mississippi State. 12. Dave Preston, 333, (RB) Bowling Green.

1976

1a. Mike Haynes, 5, (DB) Arizona State; 1b. Pete Brock, 12, (C) Colorado (choice from San Francisco); 1b. Tim Fox, 21, (DB) Ohio State (choice from Houston through San Francisco). 2. Ike Forte, 35, (RB) Arkansas. 3. (Choice to Chicago). 4. (Choice to Cleveland through Philadelphia). 5. (Choice to San Diego). 6. (Choice to New York Giants); 6b. Greg Boyd, 170, (DE) San Diego State. 7. (Choice to Cincinnati); Perry Brooks, 202, (DT) Southern (choice from Houston). 8. (Choice to Philadelphia); Stu Betts, 235, (RB) Northern Michigan (choice from Minnesota). 9. Doug Beaudoin, 243, (DB) Minnesota. 10. Ricky Feacher, 270, (WR) Miss. Valley. 11. Donnie Thomas, 298, (LB) Indiana. 12. Nathaniel Bell, 325, (DT) Tulane. 13. James Jones, 352, (DB) Central Michigan. 14. David Quehl, 382, (WR) Holy Cross. 15. Bernard Coleman, 409, (WR) Bethune-Cookman. 16. Clifford Brown, 436, (DT) Tuskegee. 17. Todd Anderson, 465, (C) Stanford.

1975

1. Russ Francis, 16, (TE) Oregon. 2. Rod Shoate, 41, (LB) Oklahoma. 3. Pete Cusick, 66, (DT) Ohio State. 4. Allen Carter, 86, (RB) So. California (choice from San Diego through Cleveland); Steve Burks, 91, (WR) Arkansas State. 5. Steve Grogan, 116, (QB) Kansas State; Steve Freeman, 117, (DB) Mississippi St. (choice from Philadelphia). 6. (Choice to Detroit). 7. Lawrence Williams, 172, (WR) Texas Tech. 8. (Choice to Chicago). 9. (Choice to Pittsburgh). 10. (Choice to Pittsburgh). 11. Rene Garnett, 272, (DB) Idaho State. 12. Matt Kendon, 297, (DT) Idaho State; Conredge Holloway, 306, (QB-DB) Tennessee (choice from Washington). 13. Joe Harvey, 328, (DE) Northern Michigan. 14. Tom Gossom, 353, (WR) Auburn. 15. Don Clayton, 378, (RB) Murray State. 16. Kerry Marbury, 403, (RB) West Virginia. 17. Myke Horton, 428, (T) UCLA.

1974

1. (Choice to San Francisco). 2. Steve Corbett, 30, (G) Boston College (choice from Chicago); Steve Nelson, 34, (LB) North Dakota State. 3. (Choice to Chicago through Washington). 4. (Choice to Cincinnati). 5. Andy Johnson, 113, (RB) Georgia; Charlie Battle, 124, (LB-DE) Grambling (choice from Washington through New Orleans). 6. (Choice to Baltimore); Chuck Ramsey, 141, (P) Wake Forest (choice from Philadelphia). 7. (Choice to Pittsburgh); Maury Damkroger, 178, (LB) Nebraska (choice from Washington). 8. (choice to Chicago). 9a. Ed McCartney, 209, (TE) Northeast Oklahoma (from Houston); 9b. (choice to Washington). 10. (Choice to Pittsburgh). 11. Archie Gibson, 268, (RB) Utah State. 12. Eddie Foster, 296, (T) Oklahoma. 13. Phil Benett, 321, (RB) Boston College. 14. Cecil Bowens, 346, (RB) Kentucky. 15. Sam Hunt, 374, (LB) Stephen F. Austin. 16. Lucious Sel-mon, 399, (DT) Oklahoma. 17. Gary Hudson, 424, (DB) Boston College.

1973

1. John Hannah, 4, (G) Alabama; Sam Cunningham, 11, (RB) So. California (choice from Los Angeles); Darryl Stingley, 19, (WR) Purdue (choice from Chicago). 2. (Choice to Cleveland through N.Y. Giants). 3. Brad Dusek, 56, (DB) Texas A&M; Charles Davis, 79, (RB) Alcorn A&M (choice from Dallas). 4. Allen Gallaher, 82, (T) So. California. 5. Doug Dumler, 193, (C) Nebraska. 6. (Choice to New Orleans). 7. (Choice to Miami). 8. Isaac Brown, 185, (RB) W. Kentucky. 9. David Callaway, 212, (T) Texas A&M. 10. Dan Ruster, 238, (DB) Oklahoma. 11. Homer May, 264, (TE) Texas A&M. 12. Bruce Barns 290 (P) UCLA. 13. Alan Lowry, 316, (DB) Texas. 14. Raymond Hamilton, 342, (LB) Oklahoma. 15. Conde Pugh, 358, (DB) Norfolk State. 16. Mike Kutter, 394, (DE) Concordia. 17. Eddie McAshan, 418, (QB-DB) Georgia Tech.

1972

1. (Choice to Minnesota as compensation for Joe Kapp). 1-b. Choice from Los Angeles for Phil Olsen sent to NY Giants in trade for Fred Dryer. 2. (Choice to Dallas); Tom Reynolds, 49, (WR) San Diego State (choice from Kansas City). 3. (Choice to Dallas); Jim White, 73, (DE) Colorado State U. (choice from Washington through Los Angeles). 4. (Choice to Dallas). 5. (Choice to Baltimore); Ron Bolton, 124, (DB) Norfolk State (choice from Oakland). 6. (Choice to Atlanta through New York Giants). 7. Clark Hoss, 165, (TE) Oregon State; John Tarver, 165, (RB) Colorado (choice from San Diego). 8. Steve Beyrle, 195, (G) Kansas State. 9. Mike Kelson, 220, (T) Arkansas. 10. Mel Caraway, 245, (DB) N.E. Oklahoma. 11. Rodney Cason, 269, (T) Angelo State. 12. Steve Booras, 295, (DE) Mesa J.C. 13. Sam Elmore, 325, (DB) E. Michigan. 14. Ed Rideout, 350, (WR) Boston College. 15. Joel Kilmeck, 375, (TE) Pittsburgh. 16. Eric Dahl, 400, (DB) San Jose State. 17. Junior Ah You, 425, (LB) Arizona State.

1971

1. Jim Plunkett, 1, (QB) Stanford. 2. Julius Adams, 27, (DT) Texas Southern. 3. (Choice to Buffalo through Oakland). 4. (Choice to Denver). 5. Tim Kelly, 105, (LB) Notre Dame. 6. David Hardt, 131, (TE) Kentucky. 7. (Choice to Oakland). 8. (Choice to Buffalo). 9. Josh Ashton, 209, (RB) Tulsa. 10. Layne McDowell, 235, (T) Iowa. 11. Dan Schneiss, 251, (TE) Nebraska. 12. John Rodman, 287, (T) Northwestern. 13. Lewis Swain, 313, (DB) Alabama A&M. 14. Alfred Sykes, 339, (WR) Florida A&M. 15. Nick McGarry, 365, (TE) Massachusetts. 16. Jim Zikmund, 391, (DB) Kearney State. 17. Ronald Leigh, 417, (DE) Elizabeth City St.

1970

1. Phil Olsen, 4, (DT) Utah State. 2. (Choice to Houston). 3. Mike Ballou, 56, (LB) UCLA. 4. Eddie Ray, 83, (DB) LSU. 5. Bob Olson, 107, (LB) Notre Dame (choice from Miami); (choice to New York Jets). 6. (Choice to Buffalo). 7. Odell Lawson, 160, (RB) Langston, Okla. 8. (Choice to New York Jets). 9. Dennis Wirgowski, 212, (DE) Purdue. 10. Henry Brown, 239, (K-WR) Missouri. 11. Dennis Bramlett, 264, (T) Texas-El Paso. 12. Greg Roero, 291, (DT) New Mex. Highlands. 13. Ronnie Shelley, 316, (DB) Troy State. 14. Garvie Craw, 343, (RB/TE) Michigan. 15. Kent Schoolfield, 368, (WR) Florida A&M. 16. Otis McDaniel, 395, (DE) Tuskegee. 17. Joe Killingsworth, 420, (WR) Oklahoma.

1969

1. Ron Sellers 6, (SE) Florida State. 2. Mike Montler 32, (G) Colorado. 3. Carl Garrett, 58, (RB) N.M. Highlands. 4. (Choice to Denver through Kansas City). 5. Onree Jackson, 110, (QB) Alabama A&M. 6. (Choice to Oakland). 7. Rick Hackley, 162, (T) New Mexico State. 8. Bob Gladioux, 188, (RB) Notre Dame. 9. Steve Alexakos, 209 (G-LB) San Jose State (Choice from Buffalo); Joe Walker, 214, (DE) Albany State. 10. Dennis Devlin, 240, (DB) Wyoming. 11. Barry Gallup 266, (SE) Boston College. 12. Richard Lee 292, (DT) Grambling. 13. Joe Leasey, 318, (LB) Alcorn A&M. 14. John Cagle, 344, (LB) Clemson. 15. Brant Conley, 370, (RB-P) Tulsa. 16. Jim Vuono, 396, (LB) Adams State. 17. George Muse, 472, (LB-DB) Grambling.

1968

1. Dennis Byrd, 6, (DT) North Carolina State. 2. Tom Funchess, 32, (T) Jackson State. 3. Aaron Marsh, 60, (FL) Eastern Kentucky. 4. R.C. Gamble, 88, (RB) South Carolina State. 5. Jim Smithberger, 116, (DB) Notre Dame. 6. (Choice to Cincinnati). 7. John Schneider, 170, (QB) Toledo. 8. Daryl Johnson, 197, (DB) Morgan State. 9. (Choice to Houston). 10. John Outlaw, 249, (DB) Jackson State. 11. Paul Feldhausen, 278, (T) North land, Wis. 12. James Cheyanski, 305, (LB) Syracuse. 13. Max Huber, 332, (T) Brigham Young. 14. Henry McKay, 358, (E) Guilford. 15. Art McMahan, 385, (DB) No. Carolina State. 16. Charles Fulton, 413, (RB) Tennessee. 17. Ed Koontz, 440, (LB) Catawba.

1967

1. John Charles, 21, (DB) Purdue. 2. (Choice to Kansas City). 3. (Choice to New York Jets). 4. Ed Philpott, 101, (DE) Miami (Ohio). 5. Melvin Witt, 128, (DE) Arlington State. 6. Ron Medlen, 154, (DE) SMU. 7. Robert Leo, 180, (HB) Harvard. 8. Tom Fussell, 206, (DT) LSU. 9. Charlie Thornhill, 232, (DB) Michigan State. 10. John Runnels, 257, (LB) Penn State. 11. Leroy Mitchell, 283, (FL) Texas Southern. 12. Dave Davis, 310, (T) Harvard. 13. Ray Ilg, 336, (LB) Colgate. 14. Bobby Beard, 361, (LB) Auburn. 15. Tom Folliard, 388, (LB) Mississippi State. 16. Dik Nocera, 414, (HB) Southern Conn. 17. Bobby Nichols, 440, (TE) Boston University.

1966

1. Karl Singer, (T) Purdue; Willie Townes, (T) Tulsa. 2. Jim Boudreaux, (T) La. Tech; Ken Avery, (LB) Miss. Southern. 3. Harold Lucas, (T) Mich. State; Ed Toner, (G) U. Massachusetts. 4. (Choice to New York); Heath Wingate, (T) Bowling Green. 5. John Mangum, (T) Miss. Southern; Ray Perkins, (E) Alabama. 6. Dan Irby, (T) Louis. Tech.; Joe Avezzano, (G) Florida State. 7. Jim Battles, (T) Southern U.; Brent Caston (DB) Mississippi. 8. Sam Montgomery, (DB) Southern; Tom Schaefer, (RB) Chattanooga. 9. Doug Satcher, (LB) Southern; Jack White, (QB) Penn State. 10. Dennis Brewster, (T) BYU; Bob Ellis, (HB) Massachusetts. 11. (Choice to New York); Jay Marion, (DB) Wyoming. 12. Dick Fugere, (LB) Cincinnati. 13. Tom Carr, (FB) Bates St. 14. Bob Hall, (DB) Brown. 15. Billy Laird, (QB) La. Tech. 16. Buddy Owens, (G) Michigan State. 17. Dick Capp, (DE) Boston College. 18. John Pincavage, (E-DB) Virginia. 19. Joe Novogratz, (G) Pittsburgh. 20. Paul Soule, (HB) Bowdoin.

1965

1. Jerry Rush, (T) Michigan State; Dave McCormick, (T) LSU. 2. (Choice to Houston); Bob Kowlowski, (T) Virginia. 3. Jim Whalen, (E) Boston College; Bob Cappadonna, (FB) Northeastern. 4. Ellis Johnson, (HB) S.E. Louisiana; Dick Arrington, (G) Notre Dame. 5. Corwyn Aldredge, (E) N.W. Louisiana; Dennis Smith, (DE) Cincinnati. 6. Justin Canale, (G) Mississippi State; Billy Ezell, (DB) LSU. 7. Tom Neville, (T) Mississippi State; John Hankinson, (QB) Minnesota. 8. Fred Brown, (E) Miami; Beau Colle, (DB) LSU. 9. Bob Malone, (T) Louisiana Tech.; Charles Brown, (T) Tulsa. 10. (Choice to Buffalo); Dave Hettema, (T) New Mexico. 11. John Frechette, (T) Boston College; Roy Schmidt, (G) Long Beach State. 12. Jim Weatherly, (DB) Mississippi; Leon Stanridge, (E) San Diego State. 13. Charlie Green, (QB) Wittenberg, 14. Jay Cunningham, (HB) Bowling Green. 15. Ted Rodosevitch, (G) Cincinnati. 16. George Pyne, (T) Olivet. 17. White Graves, (DB) LSU; Dave Lee, (E) Louisiana Tech. 18. Ed Meixler, (LB) Boston University. 19. Jim Nance (FB) Syracuse. 20. Fred Fugazzi, (FB) Missouri Valley.

1964

1. Jack Concannon, (QB) Boston College. 2. Jim Kelly, (E) Notre Dame. 3. (Choice to Denver). 4. Jon Morris, (E) Holy Cross. 5. (Choice to San Diego). 6. Jim Mazurek, (G) Syracuse. 7. T.W. Alley, (T) William & Mary. 8. J.D. Garrett, (HB) Grambling; Roger Lalonde, (T) Muskingum. 9. Lennie St. Jean, (E) N. Michigan. 10. (Choice to Buffalo). 11. Jim Barrett, (HB) Boston College. 12. (Choice to Kansas City). 13. Joe Scarpati, (DB) N. Carolina State. 14. Jim Wilson, (T) Georgia. 15. Tony Gibbons (T) John Carroll. 16. Pete Pedro, (HB) West Texas State. 17. Gary Wood, (QB-HB) Cornell. 18. Joe Tiller, (T) Montana State. 19. Bill Dawson, (E) Florida State. 20. Lonnie Farmer, (LB) Chattanooga. 21. Tony Lawrence, (T) Bowling Green. 22. Dave Archer, (T) Syracuse. 23. Dave Humenick, (T) Notre Dame. 24. Larry Bartolameci, (T) West Virginia. 25. Bryan Generalovich, (E) Pittsburgh. 26. Dick Niglio, (HB) Yale.

1963

1. Art Graham, (E) Boston College. 2. LeRoy Jordan, (C) Alabama. 3. Bob Vogel, (T) Ohio State. 4. Bob Reynolds, (T) Bowling Green. 5. Lou Cioci, (G) Boston College. 6. Sam Silas, (T) Southern Illinois. 7. Dick Williamson (E) Alabama. 8. Rod Foster, (G) Ohio State. 9. Jim Simon, (E) Miami. 10. Don McKinnon, (C) Dartmouth. 11. Dave Hayes, (FB) Penn State (choice from Houston); Dave Watson, (G) Georgia Tech. 12. Bill Gambrell, (HB) South Carolina (choice from Buffalo); Tim Gauntner, (HB) John Carroll. 13a. Dave Adams, (T) Arkansas. 13b. Ralph Ferrissi, (FB) So. Connecticut. 14. Whaley Hall, (T) Mississippi. 15. Bob Dentel, (C) Miami. 16. Wes Bryant, (T) Arkansas. 17. Tom Neumann, (HB) Michigan. 18. Dave O'Brien, (T) Boston College. 19. Pat McCarthy, (QB) Holy Cross. 20. Jim Bradshaw, (HB) Chattanooga. 21. Gary Sherman, (HB) Bowling Green. 22. Nate Craddock, (FB) Parsons. 23. Al Snyder, (HB) Holy Cross. 24. Dick Schultz, (T) Ohio. 25. Dennis Gaubatz, (G) Louisiana State U. 26. Jim Tullis, (HB) Florida A&M. 27. Dave Adams, (T) Arkansas. 28. Ron Whaley, (HB) Chattanooga. 29. Dock Kelly, (G) Georgia.

1962

1. Gary Collins, (E) Maryland. 2. LeRoy Jackson, (HB) W. Illinois. 3. Sherwyn Thorson, (G) Iowa. 4. (Choice to Houston). 5. (Choice to Dallas). 6. Bill Neighbors, (T) Alabama. 7. John Schopf, (T) Michigan. 8. Benny McRae, (HB) Michigan. 9. Bill Triplett, (FB) Miami, Ohio. 10. John Knight, (HB) Valparaiso. 11. (Choice to Buffalo). 12. (Choice to Oakland). 13. Nick Buoniconti, (G) Notre Dame. 14. Chas. Sieminski, (T) Penn State. 15. Gerry Goerlitz, N. Michigan. 16. Ken Byers, (G) Cincinnati. 17. Scott Maentz, (E) Michigan. 18. Tom Chandler, (T) Florida A&M. 19. Ron Myers, (E) Villanova. 20. Tom Neck, (HB) LSU. 11. John Traynham, (HB) VMI. 22. Bob Asack, (T) Columbia. 23. Walt Crate, (HB) Penn Military. 24. Don Christman, (C) Richmond. 25. Bob Stem, (C) Richmond. 26. Jim Field, (QB) LSU. 27. Al Gursky, (HB) Penn State. 28. Charles Dickerson, (T) Illinois. 29. Julius Fincke, (T) McNeese State. 30. John L. Finn, (T) Louisville. 31. Mike Ingram, (G) Ohio State. 32. Charles Taylor, (HB) Mississippi. 33. Steve Jastrzembski, (E) Pittsburgh. 34. Ray Lardani, (T) Miami (Fla.).

1961

1. Tommy Mason, (HB) Tulane. 2. Rip Hawkins, (C) North Carolina. 3. Danny LaRose, (E) Missouri. 4. Mike Zeno, (G) Virginia Tech. 5. Fran Tarkenton, (QB) Georgia. 6. Larry Eisenhauer, (T) Boston College. 7. Paul Terhes, (QB) Bucknell. 8. Charles Long, (G) Chattanooga. 9. Roland Lakes, (C) Wichita. 10. Richard Mueller, (E) Kentucky. 11. Mel West, (HB) Missouri. 12. Wayne Harris, (C) Arkansas. 13. Dan Underwood, (T) McNeese State. 14. James Wright, (QB) Memphis State. 15. (Choice to Dallas). 16. George Balthazar, (T) Tennessee A&I. 17. Ray Ratkowski, (HB) Notre Dame. 18. Tom Rodgers, (HB) Kentucky. 19. Joe Bellino, (HB) Navy. 20. Clarence Childs, (HB) Florida A&M. 21. Dan Oakes, (G) VPI. 22. Bob Johnson, (E) Michigan. 23. Darrel DeDecker, (C) Illinois. 24. Don Webb, (HB) Iowa State. 25. Robert Minihane, (T) Boston University. 26. Charles Granger, (T) Southern U. (La.). 27. Terry Huxhold, (T), Wisconsin. 28. Bryant Harvard, (QB) Auburn. 29. Ernie McMillan, (T) Illinois. 30. George Hulz, (T) Mississippi Southern.

1960

FIRST SELECTIONS:

Buddy Allen, (HB) Utah State; Ron Burton, (HB) Northwestern; Dale Chamberlain, (FB) Miami, O.; Henry Christopher, (E) SMU; Dan Colchicco, (E) San Jose State; Jack Cummings, (QB) North Carolina State; James Davis, (C) Oklahoma; Sarafine Fazio, (C) Pittsburgh; Max Fugler, (C) LSU; Jim Gardner, (T) Duke; James Goodyear, (T-G) Wake Forest; Dave Harris, (HB) Kansas; Al Henderson, (T) Colorado State; James Hickman, (T-G) Penn State; Robert Krantz, (FB) Penn State; Joe Kulbacki, (HB) Purdue; Dee Mackey, (E) E. Texas St.; Leon Manley (G) W. Texas St. Cliff Manning (T-G) Hardin-Simmons; Pete Manning, (E) Wake Forest; Edward Mazurek, (T) Xavier; Bell Meglen, (G) Utah State; Frank Mestnik, (FB) Marquette; Ron Mix, (T) USC; Irvin Nikolai, (E) Stanford; Jim Prestel, (T) Idaho; Bob Salerno, (G) Colorado; Gerhardt Schwedes, (HB) Syracuse; Richard Soergel, (QB) Oklahoma St.; Larry Wagner, (T) Vanderbilt; Harvey White, (QB) Clemson; Tiley Wileman, (HB) SMU; Gary Wisener, (E) Baylor.

SECOND SELECTIONS:

1. Dave Ames (HB) Richmond; 2. James Boeke (T/G) Heidelberg; 3. Billy Brewer (QB) Ole Miss.; 4. Emanuel Congedo (T/G) Villanova; 5. Pat Dye (T/G) Georgia; 6. John Farrington (WR) Prairie View; 7. Rich Grecni (C) Ohio U.; 8. Bud Jones (WR) SMU; 9. Don Kacmarek (T/G) North Dakota; 10. John Lawrence (T/G) North Carolina St.; 11. Ron Maltory (T/G) Purdue; 12. Bobby Pate (RB) Presbyterian; 13. Jack Rudolph (LB) Georgia Tech; 14. Frank Sally (T/G) California; 15. Bob Spada (E) Duke; 16. Pete Tunney (HB) Occidental; 17. Jim Webster (HB) Marquette; 18. John Wilcox (T/G) Oregon.

PATRIOTS IN PRO BOWL GAMES

The Patriots have supplied 123 players to the Pro Bowl/AFL All-Star Game.
John Hannah (9) has the most appearances.

1960 (0)

No game played

1961 (7)

LB Tom Addison (1)
DB Fred Bruney (1)
DB Gino Cappelletti (1)
DE Bob Dee (1)
HB Larry Garron (1)
OT Jim Hunt (1)
OG Charlie Leo (1)

1962 (6)

LB Tom Addison (2)
DB Fred Bruney (2)
DE Larry Eisenhauer (1)
WR Jim Colclough (1)
DB Dick Felt (1)
OT Charlie Long (1)

1963 (11)

LB Tom Addison (3)
DT Houston Antwine (1)
LB Nick Buoniconti (1)
WR Gino Cappelletti (2)
DE Bob Dee (2)
DE Larry Eisenhauer (2)
FB Larry Garron (2)
DB Ron Hall (1)
OG Charlie Long (2)
OG Billy Neighbors (1)
QB Babe Parilli (1)

1964 (9)

LB Tom Addison (4)
DT Houston Antwine (2)
LB Nick Buoniconti (2)
WR/KGino Cappelletti (3)
DE Bob Dee (3)
DE Larry Eisenhauer (3)
RB Larry Garron (3)
OC Jon Morris (1)
QB Babe Parilli (2)

1965 (4)

DT Houston Antwine (3)
LB Nick Buoniconti (3)
DE Bob Dee (4)
OC Jon Morris (2)

1966 (11)

DT Houston Antwine (4)
LB Nick Buoniconti (4)
WR/KGino Cappelletti (4)
DE Larry Eisenhauer (4)
DT Jim Hunt (2)
OC Jon Morris (3)
FB Jim Nance (1)
OT Tom Neville (1)
QB Babe Parilli (3)
DB Chuck Shonta (1)
OG Len St. Jean (1)

1967 (7)

DT Houston Antwine (5)
LB Nick Buoniconti (5)
RB Larry Garron (4)
DT Jim Hunt (3)
OC Jon Morris (4)
FB Jim Nance (2)
OT Don Oakes (1)

1968 (5)

DT Houston Antwine (6)
WR/KGino Cappelletti (5)
CB Leroy Mitchell (1)
OC Jon Morris (5)
OT Tom Neville (2)

1969 (6)

RB Carl Garrett (1)
DT Jim Hunt (4)
OC Jon Morris (6)
WR Ron Sellers (1)
QB Mike Taliaferro (1)
S Don Webb (1)

1970 (1)

OC Jon Morris (7)

1971-75 (0)

None

1976 (4)

TE Russ Francis (1)
OT Leon Gray (1)
OG John Hannah (1)
CB Mike Haynes (1)

1977 (2)

TE Russ Francis (2)
CB Mike Haynes (2)

1978 (5)

FB Sam Cunningham (1)
TE Russ Francis (3)
OT Leon Gray (2)
OG John Hannah (2)
CB Mike Haynes (3)

1979 (3)

OG John Hannah (3)
CB Mike Haynes (4)
WR Stanley Morgan (1)

1980 (7)

DE Julius Adams (1)
FS Tim Fox (1)
OG John Hannah (4)
CB Mike Haynes (5)
WR Stanley Morgan (2)
LB Steve Nelson (1)
PK John Smith (1)

1981 (1)

OG John Hannah (5)

1982 (2)

OG John Hannah (6)
CB Mike Haynes (6)

1983 (5)

CP Rich Camarillo (1)
CB Ray Clayborn (1)
RB Tony Collins (1)
OG John Hannah (7)
OT Brian Holloway (1)

1984 (4)

OG John Hannah (8)
OT Brian Holloway (2)
LB Steve Nelson (2)
LB Andre Tippett (1)

1985 (8)

CB Ray Clayborn (2)
RT Irving Fryar (1)
OG John Hannah (9)
OT Brian Holloway (3)
RB Craig James (1)
FS Fred Marion (1)
LB Steve Nelson (3)
LB Andre Tippett (2)

1986 (5)

CB Ray Clayborn (3)
K Tony Franklin (1)
WR Stanley Morgan (3)
SpT Mose Tatupu (1)
LB Andre Tippett (3)

1987 (2)

WR Stanley Morgan (4)
LB Andre Tippett (4)

1988 (3)

RB John Stephens (1)
LB Andre Tippett (5)
LB Johnny Rembert (1)

1989 (1)

LB Johnny Rembert (2)

1990 (1)

OT Bruce Armstrong (1)

1991 (2)

OT Bruce Armstrong (2)
TE Marv Cook (1)

1992 (1)

TE Marv Cook (2)

NOTE: The number shown in parentheses indicates the number of appearances in Pro Bowl play. From 1960-70, Patriots players played in the AFL All-Star Game prior to joining the NFL Pro Bowl competition in 1971. The year indicates the season in which the player was selected for Pro Bowl participation, but the game itself is played in the following January or February. For example, players selected in the 1989 season played in the 1990 Pro Bowl.

HISTORICAL DATES

1959

- Nov. 16 American Football League's eighth and final franchise is awarded to William H. Sullivan, Jr.
 Nov. 22 Northwestern RB Ron Burton is selected as first draft choice and Syracuse RB Gerhardt Schwedes is made first territorial choice.

1960

- Feb. 8 Lou Saban is appointed first head coach.
 Feb. 20 As the result of a public contest, the team nickname of Patriots is chosen. The Patriots also announce that the team colors will be red, white and blue.
 April 1 Boston University Field is named as the Patriots' first home.
 April 2 Patriots become first pro team in history to issue public stock.
 April 19 Uniformed Patriot centering football (creative work of Boston—Worcester cartoonist Phil Bissell) is adopted as team logo.
 July 4 Team opens first training camp at UMass, 350 players attend.
 July 30 In the AFL's first ever preseason game, Patriots defeat Buffalo 28-7 at War Memorial Stadium. Patriots DE Bob Dee recovered fumble for the league's first TD.
 Aug. 14 Patriots play their first home game ever at Harvard Stadium, a 24-14 loss to the Dallas Texans before 11,000 fans.
 Sept. 9 In their first regular season game, the Patriots open with a 13-10 loss to Denver at B.U. Field before a crowd of 21,597.
 Sept. 16 DB Chuck Shonta recovered a fumble on the final play of the game and ran for a TD to give the Patriots their first win ever by a 28-24 margin over the N.Y. Titans at the Polo Grounds in New York.

1963

- Oct. 11 Patriots play their first game in Fenway Park and beat Oakland 20-14.
 Dec. 28 With a 26-8 victory over Buffalo, the Patriots win the AFL's Eastern Division title in the league's only playoff game ever held.

1964

- Jan. 5 Lost AFL title game, 51-10, to the Chargers at San Diego.

1970

- April 4 Foxboro selected as new site of Patriots' home.

1971

- Mar. 22 Team is renamed New England Patriots.
 Aug. 15 Sullivan Stadium, at the time known as Schaefer Stadium, is dedicated with Patriots first game there. Gino Cappelletti kicked a 36-yard FG for the first points scored in the stadium as the Patriots topped the NY Giants, 20-14, before 60,423 fans.

1972

- Feb. 17 Made financial history by paying first cash dividend of 15 cents per share.

1973

- Jan. 26 Chuck Fairbanks is named head coach and general manager.

1975

- Nov. 7 President William H. Sullivan, Jr. became the first majority owner in club history when he purchased additional voting stock to give him 88 per cent of the franchise's voting stock.

1976

- July 10 Patriots open their training camp for the first time at Bryant College in Smithfield, RI after spending the summers of 1969-75 at UMass/Amherst.
 Dec. 8 Non-voting stockholders approve offer of \$15 per share made by Billy Sullivan to purchase all non-voting stock.
 Dec. 18 Lost AFC wild card playoff game to the eventual Super Bowl Champion Oakland Raiders, 24-21, in the final ten seconds of play.

1977

- Aug. 20 Work completed on installation of new surface (Super Turf) in Sullivan Stadium.

1978

- Sept. 3 Mrs. William H. (Mary M.) Sullivan, Jr. elected to the Patriots Board of Directors.
 Dec. 10 Patriots clinch their first outright divisional championship in the club's history with a last minute 26-24 victory over Buffalo at Foxboro.
 Dec. 31 Patriots lose 31-14 to Houston in first playoff game ever played in Foxboro.

1979

- April 2 Patriots announce that Head Coach and General Manager Chuck Fairbanks has been released from his contract to assume duties as Head Football Coach at the University of Colorado.
- April 6 Francis "Bucko" Kilroy named as the new general manager and former Patriots' offensive coordinator Ron "Fargo" Erhardt named as head coach.
- July 13 Patriots' Vice President Charles W. "Chuck" Sullivan is promoted to Executive Vice President of the club.
- Sept. 3 Former Patriots' wide receiver Darryl Stingley is named Executive Director of Player Personnel.
- Oct. 23 Jeanne Sullivan McKeigue is elected as member of the club's Board of Directors.
- Dec. 16 Patriots close out 1979 regular season with 27-23 victory over Minnesota. Harold Jackson (1,013) and Stanley Morgan (1,002) become first Patriot players ever to transcend 1,000-yard season receiving mark.

1980

- Feb. 25 Paul Sonabend resigns as Executive Director of the NFL Management Council and is appointed as Vice President and a member of the Board of Directors of the Patriots.
- April 8 William H. "Billy" Sullivan, Jr., President of the Patriots, is re-elected as Chairman of the Board of NFL Properties.

1981

- Nov. 29 FB Sam Cunningham, with 35 yards on nine carries against St. Louis at Foxboro, surpasses Jim Nance (5,323 yards on 1,323 carries) as the Patriots' all-time career rushing leader.

1982

- Jan. 15 Ron Meyer, Head Coach at SMU from 1976-81, is named the eighth Head Coach in club history. 1983

1983

- Jan. 8 In their first playoff appearance since 1978, the Patriots lose to the eventual AFC Champion Miami Dolphins at the Orange Bowl, 28-13.
- Feb. 16 General Manager Bucko Kilroy is promoted to the position of Vice President and Patrick Sullivan, Assistant General Manager for four years, is named General Manager.
- May 17 William F. Finucane and Jeannette Allen Keefe are elected to the Patriots' Board of Directors.
- May 23 Schaefer Stadium is renamed Sullivan Stadium in honor of the founder and driving force behind the Patriots franchise, William H. "Billy" Sullivan, Jr.
- June 29 Sullivan Stadium is officially re-dedicated and the Boston Pops performs a concert in the stadium that is open free-of-charge to the public.

1984

- June 1 The Patriots organize a Fan Advisory Board, a group of season ticket holders who will help advise the Patriots on how to make Sullivan Stadium a more exciting and more pleasant place to bring a family to watch an NFL game.
- June 5 In the first-ever NFL Supplemental Draft, the Patriots selected slotback Ricky Sanders of the Houston Gamblers, running back Eric Jordan of the Oakland Invaders and quarterback Walter Lewis of the Memphis Showboats.
- Aug. 10 Work on a new turf, SuperTurf, is completed on the field. It is the second time that surface has been used at Sullivan Stadium. The original SuperTurf was installed in 1977.
- Oct. 25 Hall of Fame pass receiver Raymond Berry is named the head coach of the Patriots, replacing Ron Meyer. Berry, a former Patriots assistant coach, becomes the team's ninth head coach.

1985

- July 26 Patrick J. Sullivan, William H. Sullivan III and Mrs. Nancie Chamberlain are elected to the Patriots' Board of Directors.
- Oct. 13 Raymond Clayborn establishes a new team record for consecutive starts by starting his 111 straight game. Ray Hamilton had the old mark of 110, done from September 16, 1973 to October 26, 1980. (Clayborn's streak started on September 3, 1978. He ended the season with 121). Clayborn celebrated the record-setting day by scoring his first pro interception touchdown (27 yards).
- Dec. 28 The Patriots defeated the New York Jets, 26-14, at Giants Stadium (East Rutherford, N.J.) in the AFC Wildcard game. With the victory the Patriots win their first NFL playoff game (The Patriots had an 0-3 NFL playoff record prior to the game).

1986

- Jan. 12 The Patriots beat the Miami Dolphins, 31-14, thus winning the AFC Championship. In doing so, the Patriots ended an 18-game losing streak at the Orange Bowl. It was also only the second time the Patriots won at the Orange Bowl (1966 was the other time).
- Jan. 26 The Patriots play in Super Bowl XX, going against the Chicago Bears in the Louisiana Superdome in New Orleans. The Bears win the game, 46-10. The game, shown on NBC-TV, was the third-rated Super Bowl with a 48.3 rating and a 70 share (one rating point represents 859,000 TV households; a share is the percentage of sets in use). Only the 1982 and 1983 Super Bowls had higher ratings. It was the most widely-watched TV show ever—with 127 million viewers (topping the previous high of 121,600,000 who watched the final MASH show of February 28, 1983). The previous high Super Bowl in terms of viewers was Super Bowl XIX between the 49ers and the Dolphins (115,880,000). Also, 300 million people in China watched the game on tape delay.
- Jan. 27 Defensive end Julius Adams retires after 15 years (all with the Patriots). Adams, the team's number two draft choice in 1971 out of Texas Southern, was the oldest active defensive lineman in the league at age 37 when he retired. He started the final 12 games of the regular season, and all four post-season games in 1985. He has the club record for games played with 196 (John Hannah follows with 186).
- June 30 John Hannah, who was selected to the Pro Bowl a team record nine times (next nearest on team, six), announces his retirement from the game. Second in the team's record book for games-played with 183 (Julius Adams has lead with 196), the standout offensive guard had been selected to the All-NFL 25-year team (from 1960-84).
- June 12 Coach Raymond Berry, who led the Patriots to the AFC Championship and Super Bowl XX in his first full season as the team's head coach, signs new five-year contract.
- Sept. 7 1985 AFC Championship banner raised at Sullivan Stadium in pre-game ceremony (prior to opening game vs. Indianapolis Colts). The banner is 10 feet wide and 15 feet long. Mr. William H. Sullivan, Jr. is joined by the governors from each of the New England states.
- Sept. 21 QB Tony Eason throws for team record 414 yards (400 previous record, done by Vito "Babe" Parilli in 1964). The Patriots lost to Seattle, 38-31, in the game played in Foxboro. Eason was 26 of 45 with three TDs and no interceptions.
- Dec. 7 WR Stanley Morgan establishes a new team record for catches in one season with his 67th catch of the season (had five catches in the day). Morgan, who finished the season with 84 catches, broke Derrick Ramsey's previous mark of 66 catches, done in 1984.
- Dec. 31 NEP Partners purchase a three-year option to buy the Patriots.

1987

- Sept. 13 Patriots become first NFL team to have its games on a French-speaking radio network on a regular basis. CKLM—a 50,000-watt station out of Laval, Quebec, Canada—was the flagship station (others were CJSA in Ste. Agathe, Que.; CKSL in St. Jovite, Que., and CJER in St. Jerome, Que.). Pierre Donais was the announcer.
- Sept. 13 Patriots begin four-year, five-million dollar contract with WHDH-Boston.
- Nov. 29 Cornerback Raymond Clayborn ends his streak of having played in 161 straight contests—and started in 147 consecutive games—when he couldn't play vs. Philadelphia at Sullivan Stadium due to knee injury suffered week before vs. Indianapolis Colts on November 22nd. Clayborn, who went on IR on November 24th (spent rest of season on list), broke Gino Cappelletti's record of 152 consecutive games-played and Ray Hamilton's 110 consecutive starts.

1988

- July 11 The Patriots retire the number 57 worn by 14-year linebacker Steve Nelson, who retired following the 1987 season. Nelson played in three Pro Bowls and led the team in tackles eight years.
- July 28 Victor K. Kiam II, the owner and chief executive officer (CEO) of Remington Products, Inc. of Bridgeport, Ct., agrees to purchase the team from William H. Sullivan, Jr.
- Oct. 28 Victor K. Kiam II becomes majority owner of the Patriots. He will be chairman of the team. Francis W. Murray, the minority owner, is the vice chairman. William H. Sullivan, Jr., the founder and previous owner, remains as the team's president. The Kiam, Murray and Sullivan team is known as KMS Limited.
- Dec. 4 Veteran wide receiver Stanley Morgan catches his 500th career pass, on a 19-yarder (26 seconds remaining in the first quarter) vs. Seattle.

1989

- Jan. 6 Running back John Stephens named the Old Spice/NFL Rookie of the Year.

1993 NEW ENGLAND PATRIOTS

1990

- Feb. 27 Rod Rust is named the head coach of the Patriots, replacing Raymond Berry (who was relieved of his duties on Feb. 26). Rust, a former Patriots' defensive coordinator, becomes the team's tenth head coach.
- Mar. 14 Former Patriots offensive guard John Hannah and cornerback Mike Haynes are selected to the National Football League's All-1980's team, while current linebacker Andre Tippett named to second-team.
- Dec. 20 Sam Jankovich, the University of Miami's Athletic Director from 1982-90, is named the Chief Executive Officer of the Patriots.

1991

- Jan. 7 Dick MacPherson is named head coach of the Patriots, replacing Rod Rust (who was relieved of his duties on Jan. 4). MacPherson, Syracuse University's head coach for the past 10 seasons, becomes the team's eleventh head coach.
- May 3 The installation of a natural grass playing surface at Foxboro Stadium is completed.
- July 27 Former Patriots offensive guard John Hannah is inducted into the NFL Hall of Fame in Canton, Ohio.

1992

- May 11 James B. Orthwein purchases the controlling interest of the Patriots from Victor K. Kiam. Orthwein becomes Chairman of the Board of the club while Francis W. Murray, the club's minority owner, becomes President. Sam Jankovich remains the Chief Executive Officer.
- May 21 Patriots begin two-year deal with WLVI-TV (Channel 56) that gives the station the right to televise the team's preseason games as well as a weekly in-season Patriots magazine show.

1993

- Jan 9 Sam Jankovich, the Patriots' Chief Executive Officer for the past two seasons, resigns
- Jan 21 Bill Parcells is named head coach of the Patriots, replacing Dick MacPherson (who was relieved of his duties on Jan. 8). Parcells, a two-time Super Bowl winner with the New York Giants, becomes the team's twelfth head coach. In addition, Patrick Forte is named Executive Vice President, Football Operations and James Hausmann is named Executive Vice President, Business Operations.
- Feb 25 Patriots designate linebacker Vincent Brown as the club's first transitional player under the new Collective Bargaining Agreement.
- Mar 31 Patriots Owner and Chairman James Orthwein unveils new logo and uniforms at a press conference at the Four Seasons Hotel in Boston. The new icon features a streamlined head of a minuteman while the primary color of the uniforms changes from red to blue.

NEW ENGLAND PATRIOTS IN PRIME TIME (5-17)

Monday Night Games

The Patriots have a 4-12 record on Monday night games. The last time the team appeared on Monday night was on December 28, 1987 when the Patriots defeated the Miami Dolphins, 24-10, in the Orange Bowl. New England last hosted a Monday night game in Foxboro on September 21, 1981 when the Dallas Cowboys defeated the Patriots 35-21 in front of 60,311 fans. Here's a capsule look at the team's Monday night games:

12/28/87	NE 24, at Miami 10	9/21/87	at N.Y. Jets 43, NE 24
12/22/86	NE 34, at Miami 27	12/16/85	at Miami 30, NE 27
9/21/81	Dallas 35, at NE 21	9/29/80	at NE 23, Denver 14
11/10/80	Houston 38, at NE 34	12/8/80	Miami 16, at NE 13 (OT)
10/1/79	at Green Bay 27, NE 14	9/3/79	Pittsburgh 16, at NE 13 (OT)
9/18/78	Baltimore 34, at NE 27	12/18/78	at Miami 23, NE 3
9/26/77	at Cleveland 30, NE 27 (OT)	10/18/76	at NE 41, N.Y. Jets 7
12/1/75	at Miami 20, NE 7	11/6/72	Baltimore 24, at NE 17

The Patriots have also played two times on Thursday Night (ABC) and are 1-1, beating the N.Y. Jets 20-6 on 9/11/86 and losing at Miami 39-24 on 11/29/79. New England has also been on the Sunday Night version of ABC's Monday night series, beating the Raiders at Oakland, 21-14, on 9/24/78.

The Patriots have been on ESPN four times and have a record of 1-3. New England has also been on TNT twice, one Thursday night game and one Sunday, and have a record of 0-2. Here's a look at the Patriots' games on those networks:

11/8/87 at N.Y. Giants 17, NE 10*	11/20/88	NE 6, at Miami 3
12/10/89 at Miami 31, NE 10	10/18/90	at Miami 17, NE 10 (TNT)
11/10/91 at Miami 30, NE 20	10/04/92	at N.Y. Jets 30, NE 21 (TNT)

* ESPN's first Regular Season telecast

HEAD COACHES RECORDS

Regular Season Games

<u>Coach</u>	<u>Seasons</u>	<u>Years</u>	<u>W-L-T</u>	<u>Pct.</u>
LOU SABAN	1 1/2	1960-61	7-12-0	.368
MIKE HOLOVAK	7 1/2	1961-68	52-46-9	.528
CLIVE RUSH	1 1/2	1969-70	5-16-0	.238
JOHN MAZUR	2 1/2	1970-72	9-21-0	.300
PHIL BENGTON	2 1/2	1972-72	1- 4-0	.200
CHUCK FAIRBANKS	6 1/2	1973-78	46-39-0	.541
RON ERHARDT	3 1/2	1979-81	21-27-0	.438
RON MEYER	2 1/2	1982-84	18-15-0	.545
RAYMOND BERRY	5 1/2	1984-89	48-39-0	.552
ROD RUST	1	1990-90	1-15-0	.063
DICK MacPHERSON	2	1991-92	8-24-0	.250

*Fairbanks was under suspension for 12-18-78 game against Miami, won by Dolphins 23-3. Erhardt & Bullough served as acting co-head coaches and this loss is not included in Fairbanks' record.

Postseason Games

<u>Coach</u>	<u>Games</u>	<u>Years</u>	<u>W-L-T</u>	<u>Pct.</u>
MIKE HOLOVAK	2	1963	1-1-0	.500
CHUCK FAIRBANKS	2	1976,1978	0-2-0	.000
RON MEYER	1	1982	0-1-0	.000
RAYMOND BERRY	5	1985,1986	3-2-0	.600

Preseason Games

<u>Coach</u>	<u>Games</u>	<u>Years</u>	<u>W-L-T</u>	<u>Pct.</u>
LOU SABAN	9	1960-61	7-2-0	.778
MIKE HOLOVAK	27	1962-68	5-22-0	.185
CLIVE RUSH	9	1969-70	2-7-0	.222
JOHN MAZUR	12	1971-72	3-9-0	.250
CHUCK FAIRBANKS	34	1973-78	20-13-1	.603
RON ERHARDT	12	1979-81	7-5-0	.583
RON MEYER	12	1982-84	3-9-0	.250
RAYMOND BERRY	21	1985-89	10-11-0	.476
ROD RUST	4	1990	0-4-0	.000
DICK MacPHERSON	8	1991-92	2-6-0	.250

Opening Day Games

<u>Coach</u>	<u>Games</u>	<u>Years</u>	<u>W-L-T</u>	<u>Pct.</u>
LOU SABAN	2	1960-61	0- 2- 0	.000
MIKE HOLOVAK	7	1962-68	3- 4- 0	.429
CLIVE RUSH	2	1969-70	1- 1- 0	.500
JOHN MAZUR	2	1971-72	1- 1- 0	.500
CHUCK FAIRBANKS	6	1973-78	2- 4- 0	.333
RON ERHARDT	3	1979-81	1- 2- 0	.333
RON MEYER	3	1982-84	2- 1- 0	.667
RAYMOND BERRY	5	1985-89	5- 0- 0	1.000
ROD RUST	1	1990	0- 1- 0	.000
DICK MacPHERSON	2	1991-92	1- 1- 0	.500

ALL-TIME COACHES ROSTER

<u>NAME</u>	<u>POSITION</u>	<u>TOTAL YEARS</u>	<u>YEARS OF SERVICE</u>
Beatty, Bruce	Offensive Line	4	1969-72
Bengtson, Phil	Head Coach (Interim)	1/2	1972
Berry, Raymond	Receivers	4	1978-81
	Head Coach	5 1/2	1984-89
Blackmon, Don	Staff Assistant	1	1988
	Linebackers	2	1989-90
Brittenham, Dean	Strength/Conditioning	3	1985-87
Brasher, Tommy	Linebackers	3	1982-84
Brune, Fred	Defensive Backfield	2	1962-63
Bryant, Cleve	Offensive Backfield	3	1982-84
Bullough, Hank	Defensive Line	7	1973-79
Campbell, Marion	Defensive Line	2	1962-63
Cappelletti, Gino	Special Teams	3	1979-81
Carr, Jim	Defensive Backfield	5	1985-89

1993 NEW ENGLAND PATRIOTS

Caruthers, LeBaron	Strength/Conditioning	3	1982-84
Collier, Joe.	Defensive Backfield	2	1960-61
	Defensive Coordinator	2	1991-92
Collier Joel	Asst. RB's/Wide Receivers	2	1991-92
Coury, Dick	Offensive Coordinator	2	1991-92
Crosby, Steve	Special Teams/TE	1	1990
Dotsch, Rollie	Outside Linebackers	2	1975-76
Elias, Bill	Defensive Backfield	2	1969-70
Endicott, Steve	Receivers	2 1/2	1982-84
Erber, Lew	QB's/Off. Coordinator	3	1982-84
Erhardt, Ron	Offensive Backfield	6	1973-78
	Head Coach	3	1979-81
Evans, Dick	Defensive Line	2	1971-72
Fairbanks, Chuck	Head Coach	6	1973-78
Fears, Ivan	Wide Receivers	2	1991-92
Fletcher, Tom	Defensive Backfield	2	1971-72
Gerber, Norm	Inside Linebackers	2	1991-92
Gibson, Claude	Defensive Backfield	1	1968
Grier, Bobby	Offensive Backfield	9	1981, 85-92
Hamilton, Ray	Asst. Defensive Line	5	1985-89
Holovak, Mike	Offensive Backfield	1 1/2	1960-61
	Head Coach	7 1/2	1961-68
Humenuik, Rod	Asst. Head Coach/Off. Line	5	1985-88
	Offensive Line	3	1990-92
Jackson, Harold	Asst. Receivers/Receivers	5	1985-89
Jones, Stan	Defensive Line	2	1991-92
Khayat, Eddie	Defensive Line	5	1985-89
Kinard, Billy	Defensive Backfield	2	1979-80
Lantz, Rick	Linebackers	1	1981
Lindsey, Dale	Defensive Line	1	1990
Loudd, Rommie	Linebackers	1	1966
MacPherson, Dick	Head Coach	2	1991-92
McLaughlin, Leon	Offensive Line	1	1977
Mazur, John	Offensive Backfield	1 1/2	1969-70
	Head Coach	2	1970-72
Meyer, Ron	Head Coach	2 1/2	1982-84
Meyer, John	Linebackers	4	1969-72
Miller, Burnie	Special Teams	1	1972
Miller, Red	Offensive Line	6	1960-61, 73-76
Moore, Myrel	Outside Linebackers	2	1991-92
Mora, Jim	Defensive Coordinator	1	1982
Morriss, Guy	Asst. Offensive Line	2	1988-89
Muir, Bill	Offensive Line	3	1982-84
Nelsen, Bill	Quarterbacks	2	1973-74
Nelson, Steve	Linebackers	1	1990
Parcells, Bill	Linebackers	1	1980
Parilli, Babe	Quarterbacks	1	1981
Perkins, Ray	Receivers	4	1974-77
Polonchek, John	Quarterbacks/Special Asst. to Head Coach	13	1975-80, 85-90
Raye, Jimmy	Off. Coordinator/QB	1	1990
Richardson, Jesse	Defensive Line	5	1965-69
Ringo, Jim	Offensive Line	4	1978-81
Roach, Dick	Defensive Backs	1	1981
Rowan, Keith	Special Teams	1	1989
Rush, Clive	Head Coach	1 1/2	1969-70
Rust, Rod	Defensive Coordinator	5	1983-87
	Head Coach	1	1990
Rutigliano, Sam	Off. Backs/Receivers	3	1971-73
Saban, Lou	Head Coach	1 1/2	1960-61
Scarnecchia, Dante	Special Teams/Tight Ends	9	1982-88, 1990-92
Shinnick, Don	Linebackers	5	1985-89
Shurmur, Fritz	Defensive Line	4	1978-81
Sidwell, Steve	Linebackers	3	1982-84
Simmons, Jerry	Strength/Conditioning	3	1988-90
Smith, Jerry	Defensive Line	2	1960-61
Spinney, Art	Offensive Line	7	1962-68
Steckel, Les	Quarterbacks/Receivers	4	1985-88
Stoltz, Jerry	Receivers	4	1969-72

1 9 9 3 N E W E N G L A N D P A T R I O T S

Sumner, Charlie	Linebackers/Def. Backfield	6	1973-78
	Def. Coordinator/DB	1	1990
Taseff, Carl	Defensive Backfield	1	1964
Uyrus, Dave	Asst. Special Teams/DL	2	1991-92
Valek, Jim	Special Teams	3	1973-75
Walker, Dick	Defensive Backs	1	1977
Walters, Steve	Defensive Backs	3	1982-84
Weaver, Larrye	Defensive Backfield	4	1973-76
Weber, Chuck	Def. Line/Backfield	4	1964-67
West, Charlie	Defensive Backs	2	1991-92
Wood, Richard	Receivers	2	1989-90
Yewcic, Tom	Off. Backfield/Sp. Teams	3	1976-78



**New Patriots Head Coach Bill Parcells Hopes To Bring
A Championship Team To New England**

WBZ RADIO AND THE PATRIOTS**WBZ's Gil Santos (left) and Gino Cappelletti**

You can hear every New England Patriots game on WBZ AM 1030, flagship station of the New England Patriots network.


WBZ Sports Director Gil Santos calls the play-by-play and teams up with Patriots all-time scoring leader Gino Cappelletti to bring Patriots fans all the action of the 1993 season. This will mark the 12th year Santos and color analyst Cappelletti have delivered the best in football play-by-play coverage to the New England states.

WBZ's coverage will include seven hours on game days from the start of the pre-game show through the post-game wrap-up. In addition, Patriots players and front office administration will be featured weekly on "The Monday Night Quarterback Show," a call-in program that airs 7:00 p.m. to 9:00 p.m.

WBZ kicked off its 1993 New England Patriots coverage this past spring with a Draft Day party that drew over 1,000 Patriots fans to Lauderdale's in Canton, Mass.

That event signaled the type of relationship WBZ and the Patriots hope to enjoy with their fans and listeners. It promises to be an exciting season, with emphasis on creating a fun, family-oriented atmosphere throughout the fall, especially on Sunday afternoons at Foxboro Stadium.

STAFF PHOTOS




KATRIN ANDERSON
Promotions Coordinator




CHARLEY ARMEY
Director of College Scouting




JOAN BISHOP
Receptionist




DON BROCHER
Asst. Equipment Manager




DENNIS BROLIN
Operations Assistant



KIRK BRUMELS
Assistant Trainer




JACK BUSH
Personnel Scout



ROBERT CEGELSKI
Personnel Scout



JOEL COLLIER
Pro Scouting



LARRY COOK
Personnel Scout




CHRISTINE COULTER
Admin. Asst. to Head Coach



KEN DEININGER
Video Director



SUSAN DESROSIERS
Accounting Assistant



CHARLES GARCIA
Personnel Scout




JOHN GILES
Sports Marketing

STAFF PHOTOS




TRACEY GOULET
Marketing Coordinator




BOBBY GRIER
Pro Scouting



ANN HALEY
Exec. Director of Marketing




MIKE HANSON
Director of Public Relations




MITCH HARDIN
Director of Special Projects




MELISSA HARRIS
Asst. to Vice Presidents




MIKE HOEY
Sports Marketing




NADINE JACKSON
Dir. of Community Relations




STACEY JAMES
Asst. Dir. of Public Relations




SHARON KELLY
Administrator




BRUCE LaFERRIERE
Sports Marketing




PIERRE LANDRY
Field Superintendent



BEN LENTZ
Ticket Office Assistant




GEORGE LUONGO
Equipment Manager



PETER MacDONALD
Programmer


STAFF PHOTOS




BOB MAZUR
Sports Marketing




NANCY MEIER
College Scouting Admin.



FRANK MENDES
Team Security




ANTHONY MORETTI, JR.
Staff Assistant




EDIE MYERS
Stadium Operations




PEG MYERS
Director of Data Processing




RAY MYERS
Stadium Operations



BILL NELSON
Ticket Office Assistant




JOANNE NICHOLS
Asst. Box Office Manager




MIKE NICHOLS
Box Office Manager




MARITA NUNES
Secretary to Asst. Coaches




RON O'NEIL
Head Trainer



GREG PARAISO
Corporate Sales Executive




JUDY PEPIN
Player Resources Coord.




MIKE POLLOM
Personnel Scout


STAFF PHOTOS



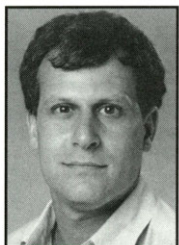
MIKE QUASHE
Director of Operations




BARBARA RIZZO
Public Relations Assistant




PAM ROCHE
Corporate Sales Executive




DAVID SILVERMAN
Team Photographer




KEN STERNFIELD
Director of Ticket Sales




DAVE SUTHERBY
Assistant Video Director




CHRIS THOMS
Special Projects Coordinator




ALEX von LITCHENBERG
Corporate Sales Executive



GINNY WIDMANN.
Controller



BERTRAM ZARINS, M.D
Team Physician



JOE ZIOBRO
Computer Operations Mgr

1993 New England Patriettes

The New England Patriettes are a different kind of N.F.L. cheerleading squad. With an emphasis on community service and charitable endeavors, the Patriettes participate in over 100 nonprofit and school appearances each year. As the first professional cheer or dance team to ever take, and pass, voluntary drug testing, the Patriettes bring the message of living a drug-free lifestyle to the hundreds of children they work with through D.A.R.E., Just Say No and their Pop Warner Cheerleader Clinics.

More than a thousand women have auditioned to be on this very popular squad since it was started in 1991 by Director/Choreographer, Lisa Coles -- formerly with the Los Angeles Rams (1983-87), the International Basketball Association (1987), the Atlanta Falcons (1989-90) and the World League's Birmingham Fire (1991).

The Patriettes high energy dance style combines elements of jazz, street dance, gymnastics and stunts with traditional cheer technique that Coles labels "Cheer-Funk." These dance routines are taught to high school and middle school cheerleaders throughout New England.

For information on cheerleader interviews, appearances, shows, clinics and auditions, please call (617) 241-2866.



The Patriettes Participate In Over 100 Nonprofit and School Appearances Each Year



Lisa Coles
Director & Choreographer
Charlestown, Mass.

1993 PATRIETTES

Name


Reia Briggs
 Pam Burks
 Diane Cefalo
 Melissa Curdo
 Ronda Daly
 Laura D'Ambrosio
 Kristen DeLucca
 Tracey Dickerson
 Kym Eisenhauer
 Heather Furbish
 Debbi Gould
 Julianne Grover
 Sloane Heffernan
 Kimberly Horner
 Tracy Madden
 Liza Malloy
 Deanne Mantia
 Deborah Marini
 Patty McCarthy
 Stacey Mendy
 Kristine Moccia
 Dana Olds
 Tracey Oliveira
 Tricia Oliveira
 Iliana Orsino
 Georgi Ruley
 Pamela Santorelli
 Stacie Schifino
 Susan Stallman
 Heidi Sullivan
 Nicole Toon
 Jessica Ward
 Janet White
 Jennifer Young
 Mia Zottoli

Hometown

Chelsea, Mass.
 Roslendale, Mass.
 Billerica, Mass.
 Lynn, Mass.
 West Newton, Mass.
 not available
 Derry, N.H.
 Quincy, Mass.
 Quincy, Mass.
 Framingham, Mass.
 Billerica, Mass.
 Norwood, Mass.
 New Bedford, Mass.
 Newport, R.I.
 Warwick, R.I.
 Osterville, Mass.
 Revere, Mass.
 Foxboro, Mass.
 Wakefield, Mass.
 Georgetown, MA
 Brockton, Mass.
 Spencer, Mass.
 New Bedford, Mass
 New Bedford, Mass.
 Randolph, Mass.
 Brockton, Mass.
 Woburn, Mass.
 Riverside, R.I.
 E. Providence, R.I.
 Manchester, N.H.
 Dorchester, Mass.
 South Weymouth, Mass.
 Salem, Mass.
 Medford, Mass.
 Ashby, Mass.

Ellen Botello
 Field Assistant

Mashpee, Mass.

BRYANT COLLEGE

Bryant College
Smithfield, Rhode Island

Since 1976, the Patriots have conducted their summer training camp at Bryant College in Smithfield, Rhode Island. Situated on a beautiful 320-acre campus located 12 miles northwest of Providence, Bryant offers a bachelor of science degree in business administration at the undergraduate level, as well as graduate programs in business administration and taxation. Bryant's enrollment includes 3,000 full-time day students and 2,500 part-time students. More than 2,500 students reside on campus.

Bryant has a 130-year-old tradition of excellence in business education. The college relocated from a Providence campus in 1971. Since that time, the campus has expanded to accommodate a national and international body of students. The focal point of the campus is the award-winning Unistructure. It houses faculty and administrative offices and classrooms, a swimming pool, bank, U.S. Post Office, dining facilities and the Patriots' summer offices.

In 1981, a newly-completed Multipurpose Activities Center(MAC) was opened adjacent to the original physical education building. These structures provide the Patriots with expansive areas for their locker rooms, athletic training staff, equipment storage and the team's strength and conditioning center.

A new student union, the nationally recognized Bryant Center(pictured above), opened in November of 1986. A triangular, three-level structure, houses a variety of dining areas, several convenience stores, the campus bookstore, recreation rooms and student organization offices.

In 1987, the college opened a free-standing computer lab, the Koffler Technology Center.

Pro golfer Jim Hallet is a 1983 graduate and Steve Crowley, the money editor for ABC-TV's Good Morning America, is a 1970 graduate.

FOLLOW THE PATRIOTS ON THE ROAD!

Carlson Travel Network/Aquarius Travel,
the official travel agency of the New England Patriots,
invites you to join the team on the road
to victory in the 93-94 season.

*Our customized away game packages will
make sure you're there for all the action
at prices you can afford.*



MONEY-SAVING COUPON

EXCLUSIVE CRUISE OFFER FOR PATRIOTS FANS!

\$100 OFF

*per couple on our selection of
over 1,000 discounted cruises!*

Offer valid with this ad only

AWAY GAMES & VACATION TRAVEL

Boston Area:

617-621-1441

Outside Boston:

800-283-8777



Carlson Travel Network®
Aquarius Travel

"The Official Travel Agency of the New England Patriots"

Catch All The Patriots Action On WBZ



With Gil Santos And Gino Cappelletti

- ★ Tune to WBZ Radio for complete play-by-play action of all the Patriots' pre-season and season games.
- ★ The Pre-game program airs two hours before each kick-off.
- ★ The Post-game show airs for two hours after each game.
- ★ Join WBZ Radio for tailgate parties at Foxboro Stadium before every home game.
- ★ The "Monday Night Quarterback Show" airs every Monday Night during the season live from the Dockside Sports Bar at Fanueil Hall from 7-9pm.
- ★ "Patriots Reports" air on WBZ Radio Mondays through Fridays at 8:15am and 4:45pm
- ★ Bill Parcells' "Coach's Report" airs on WBZ Radio on Mondays and Fridays at 7:45am and 5:15pm.
- ★ WBZ Radio's "Calling All Sports" airs on Sunday from 6-9pm.

**WBZ NEWS
RADIO 1030**

HOME OF THE NEW ENGLAND PATRIOTS