


THE NEW ENGLAND PATRIOTS



1994 MEDIA GUIDE

1960



1994

MEDIA INFORMATION

The 1994 New England Patriots Media Guide has been prepared to assist all members of the media in their coverage of the Patriots during the 1994 season. Should you require additional information, further assistance or wish to arrange an interview, please contact a member of the Patriots public relations staff – Don Lowery, Stacey James or Barbara Rizzo.

New England Patriots

Foxboro Stadium
Route 1 - 60 Washington St.
Foxboro, Mass. 02035
(508) 543-8200
PR Fax: (508) 543-9053

Public Relations Contacts (office extensions)

- Don Lowery (extension 104) H: (617) 536-7071
- Stacey James (extension 105) H: (508) 699-0722
- Barbara Rizzo (extension 124) H: (508) 660-2668

1994 Preseason Schedule

Date	Results	Opponent	Eastern Time	Coverage
Fri., Aug. 5	-	NEW ORLEANS	8:00 p.m.	WBZ-TV*
Sat., Aug. 13	-	at L.A. Rams	10:00 p.m.	WBZ-TV
Thur., Aug. 18	-	WASHINGTON	7:00 p.m.	WBZ-TV*
Fri., Aug. 26	-	at Green Bay	8:00 p.m.	WBZ-TV

1994 Regular Season Schedule

Sun., Sept. 4	-	at Miami	4:00 p.m.	NBC
Sun., Sept. 11	-	BUFFALO	1:00 p.m.	NBC
Sun., Sept. 18	-	at Cincinnati	1:00 p.m.	NBC
Sun., Sept. 25	-	at Detroit	4:00 p.m.	NBC
Sun., Oct. 2	-	GREEN BAY	1:00 p.m.	FOX
Sun., Oct. 9	-	L.A. RAIDERS	4:00 p.m.	NBC
Sun., Oct. 16	-	at New York Jets	1:00 p.m.	NBC
Sun., Oct. 23	-	Bye Week		
Sun., Oct. 30	-	MIAMI	1:00 p.m.	NBC
Sun., Nov. 6	-	at Cleveland	1:00 p.m.	NBC
Sun., Nov. 13	-	MINNESOTA	1:00 p.m.	FOX
Sun., Nov. 20	-	SAN DIEGO	1:00 p.m.	NBC
Sun., Nov. 27	-	at Indianapolis	8:00 p.m.	ESPN
Sun., Dec. 4	-	NEW YORK JETS	1:00 p.m.	NBC
Sun., Dec. 11	-	INDIANAPOLIS	1:00 p.m.	NBC
Sun., Dec. 18	-	at Buffalo	1:00 p.m.	NBC
Sat., Dec. 24	-	at Chicago	1:00 p.m.	NBC

* Preseason home games will be televised on 'WBZ-TV', provided the games are soldout 72 hours in advance.

On The Cover

In recognition of the Patriots' 35th Anniversary, a collage of former Patriots have been depicted on this year's cover. Those shown are Babe Parilli (top left), Gino Cappelletti (top center), Steve Nelson (57), Andre Tippett (center), John Hannah (73), and Steve Grogan (14). The design was computer generated by Signature Publications from photos taken by David Silverman and Tom Croke.

MEDIA GUIDE INDEX

35th Anniversary Team	188	Future Super Bowl Sites	52
75th Anniversary Throwbacks		Historical Highlights	189
Schedule	254	How the Patriots Were Built	148
100 Games-Played	243	Last Time It Happened	165
100-Yard Receivers	218	Longest Plays	258
100-Yard Receivers (opponent)		NFL Directory	296
222		NFL Schedule	198
100-Yard Rushers	217	Overtime Games	211
100-Yard Rushers (opponent) 220		Patriettes Cheerleaders	288
300-Yard Passers	216	Patriots In Prime Time	252
300-Yard Passers (opponent) 220		Patriots Hall of Fame	188
1993 Year In Review	149	Playoffs:	
Game-by-Game Review	171	Patriots History	245
Game-by-Game Statistics	154	Tie Breaking Formula	244
NFL Standings	170	Records	283
Participation Chart	164	Pool Reporters	294
Player Movements	167	Preseason Results	194
Starters	162	Pro Bowl Players	253
Statistical Summary	150	Pronunciation List	145
1994 Important Dates	12	Radio Broadcast Network	295
All-Time		Records	255
Assistant Coaches	33	Consecutive	260
Draft	224	Individual	262
Head Coaches	20	Longest Plays	258
Patriots Roster	238	Playoffs	283
Pro Bowl Selections	253	Team	274
Regular Season Results ...	197	Regular Season Results	197
Series Standings	197	Rosters	
Trades	231	1994 Numerical	145
Attendance Figures	210	1994 Alphabetical	146
Largest Crowds	211	All-Time	238
Biographies:		Series Results	206
Administration	5	Stadium	
Coaches	13	Diagram	4
Draft Choices	127	Directions to	4
Free Agents	141	Information	286
Index	2	Staff Photos	290
Veteran Players	35	Top 10 Lists	256
Bryant College	287	Trades	231
Club Directory	3	Training Camp	287
Draft List	224	Travel Logistics (1994)	300
Foxboro Stadium ... (see stadium)		Year by Year Leaders	212

1994 PATRIOTS MEDIA GUIDE CREDITS

This media guide includes an compilation of information which has been gathered and preserved by each of the previous public relation departments. Many thanks to everyone who has helped prepare this information.

Written: Don Lowery, Stacey James and Anthony Moretti

Edited: New England Patriots Public Relations Staff

Special Assistance: Barbara Rizzo and Peg Myers

Significant Contributions: Mike Hanson

Typesetting: Stacey James

Graphic Design: Signature Publications, Boston, Mass.

Printing: Hart Printing, Boston, Mass.

Advertising Sales: Mitch Hardin and Tracey Goulet

Inside Photos: Patriots' team photographer David Silverman and Tom Croke.

BIOGRAPHICAL INDEX

Agnew, Ray (DE)	36	Kerr, Mike (LB)	143
Armstrong, Bruce (T)	37	Kraft, Jonathan	7
Arthur, Mike (C)	39	Kraft, Robert K.	6
Bahr, Matt (K)	40	Kratch, Bob (G)	89
Ballard, Gregory (WR)	141	Lambert, Dion (FS)	90
Barnett, Harlon (FS)	45	Lane, Max (T)	137
Barnett, Troy (DE)	141	Lee, Kevin (WR)	130
Basham, Bernard (DE)	141	Legette, Burnie (FB)	91
Bavaro, David (LB)	46	Lewis, Vernon (CB)	92
Bledsoe, Drew (QB)	48	McGinest, Willie (LB)	128
Botkin, Kirk (TE)	141	Moore, Brandon (T)	93
Boyd, Jean (SS)	142	Moore, Marty (LB)	139
Brisby, Vincent (WR)	51	O'Donovan, Brian	13
Brown, Corwin (SS)	53	O'Neill, Pat (P/PK)	134
Brown, Troy (WR/KR)	54	Palmer, Chris	25
Brown, Vincent (LB)	56	Parcells, Bill	14
Burch, Joe (C)	132	Parker, Johnny	26
Burke, John (TE)	133	Perkins, Ray	27
Butts, Marion (RB)	58	Pitts, Mike (DE)	94
Carthen, Jason (LB)	63	Pope, Michael	28
Carthon, Maurice	21	Ray, Terry (SS)	96
Chung, Eugene (G)	64	Reynolds, Don (DE)	143
Coates, Ben (TE)	65	Reynolds, Ricky (CB)	98
Collier, Ervin (NT)	131	Rucci, Todd (G)	101
Collins, Todd (LB)	68	Russell, Leonard (RB)	102
Crennel, Romeo	22	Sabb, Dwayne (LB)	105
Crittenden, Ray (WR)	69	Saxon, Mike (P)	106
Croom, Corey (RB)	71	Scarnecchia, Dante	29
DeOssie, Steve (LB)	72	Sisson, Scott (K)	108
Dixon, Todd (WR)	142	Skene, Doug (G)	110
Durkin, Bill (G)	142	Slade, Chris (LB)	111
Forté, Patrick	9	Smith, Rod (CB)	112
Gash, Sam (FB)	74	Stanley, Sylvester (NT) ...	143
Gisler, Mike (G)	75	Staten, Mark (G)	114
Goad, Tim (NT)	76	Stephens, Eric (CB)	144
Green, Damacio (CB)	142	Sweatman, Mike	30
Griffith, Richard (TE)	78	Thomas, Blair (RB)	115
Groh, Al	23	Timpson, Michael (WR) ...	117
Guyton, Myron (SS)	79	Trott, Bob	31
Harlow, Pat (T)	81	Turner, Kevin (FB)	119
Harris, Ronnie (WR)	82	Tylski, Rich (G)	144
Hausmann, James	10	Walker, Jay (QB)	138
Hawkins, Steve (WR)	136	Washington, Jerrod (RB) .	144
Henry, Mario (WR)	143	Washington, John (DE) ...	121
Hoaglin, Fred	24	Wasynczuk, Andy	8
Hooks, Bryan (DE)	83	Weis, Charlie	32
Hurst, Maurice (CB)	84	White, David (LB)	123
Johnson, Mario (NT)	86	Witherspoon, Derrick (RB) ...	144
Jones, Aaron (DE)	87	Wren, Darryl (CB)	124
Jones, Mike (DE)	88	Zolak, Scott (QB)	125

Pronunciation Guide

Vincent Brisby (BRIZ-be)	Wille McGinest (Mc-ginn-est)
Mike Gisler (geese-ler)	Todd Rucci (ROO-chee)
Damacio Green (dah-moss-E-O)	Dwayne Sabb (sab)
Myron Guyton (GUY-ton)	Rich Tylski (TILL-ski)
Burnie Legette (leh-GET)	Jerrod Washington (jare-id)

1994 CLUB DIRECTORY

ADMINISTRATION

Robert K. Kraft, President and Chief Executive Officer
Jonathan A. Kraft, Vice President/ Owner's Representative
Andy Wasynczuk, Vice President/ Business Operations
Patrick Forté, Vice President/ Football Operations
James Hausmann, Vice President/ Finance
Brian O'Donovan, Vice President/ Event Management
Virginia Widmann, Controller

ADMINISTRATIVE SUPPORT STAFF

Kim Norton, Assistant to the President
Dianne McCaffrey, Assistant to V.P. Business Operations
Joan Bishop, Administrative Assistant to V.P. Football Operations
Caryn Freedman, Assistant to V.P. Event Management
Melissa Harris, Benefits Administrator
Keeva O'Connor, Management Accountant
Susan Desrosiers, Accounting Assistant
Maureen Doherty, Accounting Assistant
Edie Myers, Stadium Operations
Ray Myers, Stadium Operations
Maryellen Rudenauer, Receptionist
Nancy Kelly, Receptionist

SCOUTING AND PERSONNEL

Andre Tippett, Director of Player Resources
Charles Armye, Director of College Scouting
Bobby Grier, Director of Pro Scouting
Dave Uyrus, Pro Scouting
Robert Cegelski, Personnel Scout
Larry Cook, Personnel Scout
Charles Garcia, Personnel Scout
Paul Pawlak, Personnel Scout
Mike Pollom, Personnel Scout
Nancy Meier, College Scouting Administrator

COACHING STAFF

Bill Parcells, Head Coach
Maurice Carthon, Special Assistant
Romeo Crennel, Defensive Line
Al Groh, Defensive Coordinator/ Linebackers
Fred Hoaglin, Offensive Line
Chris Palmer, Wide Receivers
Johnny Parker, Strength and Conditioning
Ray Perkins, Offensive Coordinator
Michael Pope, Running Backs
Dante Scarnecchia, Special Assistant
Mike Sweatman, Special Teams
Bob Trott, Defensive Backs
Charlie Weis, Tight Ends

FOOTBALL SUPPORT STAFF

Ron O'Neil, Head Trainer
Kirk Brumels, Assistant Trainer
Don Brocher, Equipment Manager
John Hillebrand, Asst. Equipment Mgr.
Ken Deininger, Video Director
Jimmy Dee, Assistant Video Director
Christine Coulter, Administrative Assistant to the Head Coach
Anthony Moretti, Jr., Staff Assistant
Frank Mendes, Team Security
Bertram Zarins, M.D., Team Physician
Dr. Armand Nicholi, Team Psychiatrist/ Director of Drug Abuse

DATA PROCESSING DEPARTMENT

Peg Myers, Director of Data Processing
Joe Ziobro, Computer Operations Mgr.
Peter MacDonald, Programmer

PUBLIC/COMMUNITY RELATIONS STAFF

Don Lowery, Director of Public and Community Relations
Stacey James, Asst. Director of P.R.
Barbara Rizzo, Public Relations Asst.
Peggy Roettger, Public Relations Asst.
David Silverman, Team Photographer

SALES AND MARKETING STAFF

Daniel A. Kraft, Corporate Marketing and Sales
Mitch Hardin, Sales and Marketing Mgr.
Richard Doucette, National Accounts Manager
Tracey Goulet, Marketing Coordinator
Chris Thoms, Special Projects Coordinator
Greg Paraiso, Corporate Sales Executive
Pam Roche, Corporate Sales Executive
Mike Ready, Marketing Assistant
Michael Hoey, Ticket Sales Rep.
Lisa Coles, Cheerleader Director and Choreographer
Tracy Madden, Asst. Cheerleader Dir.

TICKET SALES STAFF

Ken Sternfeld, Director of Ticketing
Dan Murphy, Stadium Box Office
Mike Nichols, Box Office Manager
Joanne Nichols, Asst. Box Office Manager
Ben Lentz, Ticket Office Assistant
Bill Nelsen, Ticket Office Assistant

STADIUM OPERATIONS/CONCESSIONS

Ray Cantwell, Assistant General Manager, Foxboro Stadium
Bernie Reinhart, Stadium Services Supervisor
Bill Brunette, Concessions Services Dir.
Jeff Davenport, Concessions Manager
Al Labelle, Catering Manager
Jayce Cadorette, Concessions Assistant
Michele Kelley, Stadium Supervisor Asst.
Pierre Landry, Field Superintendent
Dennis Brolin, Operations Assistant



Tickets for remaining Patriots games are limited, but can still be purchased by calling TicketMaster at (617) 931-2000 or at any TicketMaster remote outlet. For group sales of 25 tickets or more, please contact the Patriots Ticket Office at **(508) 543-1776 or 1-800-543-1776.**

1994 New England Patriots Ticket Prices

■ Chairs	\$50
■ Corner Chairs	\$38
■ Sideline A	\$35
□ Sideline B	\$32
■ Family Section	\$25
■ End Zone	\$23

Directions to Foxboro Stadium

The New England Patriots administrative offices are located at the north end of Foxboro Stadium. Visitors should enter Gate P4. For more detailed directions, please call (508) 543-8200. Below are directions from both Logan and T.F. Green Airports.

From downtown Boston/Logan Airport: Leaving the airport, take the Sumner Tunnel to I-93 south. **Interstate 93 south** will join highway 128 north approximately 13 miles south of Boston. Continue on 93/128 for another eight miles. Take the Providence exit to **Interstate 95 south**. Take Exit 9 (Wrentham exit) off I-95 and continue on **Route 1 south**. Foxboro Stadium is approximately seven miles south on the left hand side.

From downtown Providence/T.F. Green Airport: Leaving the airport, follow signs to **Interstate 95 north** (to Boston). Continue on I-95 to **Interstate 495 north** (Exit 6). Follow approximately three miles to the first exit. Take the **Route 1 north** exit (Exit 14) and continue approximately five miles. Foxboro Stadium is on the right.

ADMINISTRATION





ROBERT K. KRAFT



*President and
Chief Executive Officer*

Professional football in New England entered a new era on January 21, 1994 when Robert K. Kraft purchased the New England Patriots, bringing strong local ownership to a franchise which has been searching for stability for much of the past several years.

Kraft took control of the team after succeeding in an intense struggle to keep the Patriots in New England. In purchasing the Patriots from James B. Orthwein, Kraft has begun what he describes as "a wonderful journey" to make the Patriots a highly respected part of the sports scene in New England and to have the team serve as a valuable resource for the community at large.

Kraft has strong personal ties to the Patriots. He has been a season ticket holder since 1972 and recalls that some of his warmest memories of raising his family involved taking his sons to Patriots games.

A native of Brookline, Mass., Kraft attended local public schools before entering Columbia University on an academic scholarship. While attending Columbia, he also played football. Upon graduation, he received a fellowship to attend the Harvard School of Business, where he earned a master's degree in business administration.

Kraft began his business career with the Rand-Whitney Group, Inc. of Worcester, Mass., a company he later acquired. In 1972, he founded International Forest Products, a trader of paper commodities which does business in over 80 countries around the world. Together, Rand-Whitney and International Forest Products comprise one of the largest privately-owned paper and packaging companies in the United States. The Paperboard Packing Council has presented its highest honor, the Presidents Award, to Rand-Whitney on several occasions in recognition of the company's unique packaging design, manufacturing quality and overall production excellence.


In addition, Kraft is president of the International Forest Products Group of Companies, which has manufacturing operations in Europe, Asia and the Middle East. His other business activities include serving as chairman of Carmel Container Systems, Ltd., one of the largest companies in Israel. From 1986 to 1991, he was president of the New England Television Corp., the parent company of WHDH-AM and WHDH-TV, the CBS network affiliate in Boston. He is also the chairman of Chestnut Hill Management, a money management firm. He is the owner of the Patriots' home, Foxboro Stadium, New England's premier family entertainment venue which has been the host of many major music acts over the past several years including the Rolling Stones, Aerosmith and Elton John. This year, Foxboro Stadium is one of the

nine locations in the United States to host soccer's premier event, the World Cup.

Kraft has had a long-time interest in sports. In the 1970s, he was the owner of the Boston Lobsters professional tennis team and recruited the legendary Martina Navratilova to join the squad. Over the past 20 years, Kraft and his wife, Myra, have been very active in charitable and civic affairs. He serves on the Executive Committee of the Dana-Farber Cancer Institute. Kraft serves on the Board of Overseers of the Boston Symphony Orchestra and the Boston Museum of Science. He is also a trustee of Columbia University and serves on the Board of Directors for the Harvard School of Business.

Kraft, the father of four sons, was born on June 5, 1941 in Brookline, Mass. His hobbies include golf and tennis. He and Myra reside in Chestnut Hill, Mass.

★ JONATHAN A. KRAFT



*Vice President
Owner's Representative*

Jonathan A. Kraft, entering his first season with the Patriots, was appointed Vice President and Owner's Representative on January 21, 1994. He was a key figure in the negotiations which led to the purchase of the franchise. In his current role, he assists each of the organization's departments in strategic planning and is one of the team's representatives to the National Football League.

In addition to his role with the Patriots, Kraft will continue as the Chief Executive Officer of Rand-Whitney Containerboard L.P., the only paper company in the world which manufactures products from 100 percent post-consumer waste and 100 percent recycled water. He will continue to serve as a director for both the Rand-Whitney Group and International Forest Products.


Kraft has played the lead role in securing the 1991 and 1992 National Earth Day concerts at the stadium. He has been the chief negotiator for the stadium in securing the appearances of a number of major musical acts, including The Rolling Stones, Aerosmith, Elton John and Billy Joel. The Greater Boston Convention and Visitors Bureau, Inc. presented Kraft with the "Spirit of Tourism" Award for his work in promoting tourism and economic activity in the state.

Kraft is a graduate of Williams College and received his MBA degree from the Harvard School of Business. He is on the board of directors for several organizations including the New England Israeli Chamber of Commerce, the Genesis Fund, the Freedom Festival and Concerts for the Environment.

Jonathan Kraft was born on March 4, 1964 in Brookline, Mass. He is single and resides in Chestnut Hill, Mass.



ANDY WASYNCZUK



**Vice President
Business Operations**

Andy Wasynczuk, entering his first season with the Patriots, was appointed Vice President of Business Operations on January 21, 1994. He is responsible for overseeing the daily operations of each department in the organization. In addition, he will also serve as the Patriots' chief liaison in all non-football related negotiations. That role will include acting as the Patriots' representative in all organizational dealings with state and local government bodies.

In the ensuing months, Wasynczuk will be coordinating the planning and future development involving the Foxboro Stadium expansion efforts. This will include any future facility renovations and stadium additions.

Wasynczuk began his professional career with Bain and Company in Boston, an internationally recognized consulting firm. At Bain, he developed market strategies and business plans for international corporations in the packaging and financial service industries. In January 1989, he joined Foxboro Stadium Associates as the Chief Operating Officer. His responsibilities included the overall management of the stadium and overseeing the long-term development of the stadium complex. During his tenure as the stadium's COO, he greatly expanded the variety of entertainment presented at the location. The facility is now among the busiest in the world and was selected as the Boston venue to host the 1994 World Cup.


He earned a bachelor's and a master's degree in electrical engineering from Case Western Reserve University. After attaining his master's degree, he matriculated to the Harvard School of Business, where he earned his MBA.

Wasynczuk has served on the Board of Directors for Boston Soccer and is a member of Boston's Host Committee for the 1994 World Cup. He remains active in a variety of community activities and is a member of the Executive Council and the Board of Trustees of the Park Street Church. He is a frequent guest speaker at local community service organizations and various academic institutions.

Andy Wasynczuk was born February 18, 1957 in Chicago, Ill. He and his wife, Rebecca, celebrated the birth of their first child, Katherine Sophia, on December 2, 1993 and reside in Foxboro, Mass.



PATRICK FORTÉ



*Vice President
Football Operations*

Patrick Forté, now in his fourth season with the Patriots, was appointed Vice President of Football Operations on January 21, 1994. In his current position, Forté is responsible for the management of the team's salary cap regulations, as well as all player contract negotiations. He reports directly to Robert Kraft.

He is also responsible for the team's football operations. He oversees both the professional and college scouting departments and is accountable for the Patriots' equipment, video, and medical training staffs. In addition, Forté also coordinates all team travel and training logistics and is responsible for a number of special projects.


He originally joined the Patriots on January 8, 1991 as the Vice President of Administration. He was given the responsibility to focus on the operations of the football team when he was promoted to Executive Vice President of Football Operations on January 21, 1993. Prior to joining the Patriots, Forté was a front office executive in the Philadelphia Eagles' organization. From 1986 to 1990, he served as the Eagles' Assistant to the President, Chief Operating Officer and Chief Contract Negotiator. In addition to those responsibilities, he also handled the travel logistics for the team and organized a variety of special projects.

A native of Flint, Mich., Forté participated in football and track at Flint Northwestern High before matriculating to Lincoln University in Jefferson City, Mo. Upon graduation, he worked in public relations for the General Motors and Honeywell corporations.

He began his career in sports administration as an agent in 1980. After six years of negotiating contracts and endorsements for athletes, Forté joined the Philadelphia Eagles to direct their contract negotiating efforts.



JAMES HAUSMANN



**Vice President
Finance**

James R. Hausmann, now in his third season with the Patriots, was appointed Vice President of Finance on January 21, 1994. In his current position, Hausmann oversees all financial activity involving the organization's football and stadium operations. In addition, he assists Patrick Forté in contract negotiations and monitors the team's compliance with the salary cap aspects of the NFL's current collective bargaining agreement. He also supervises the finance and accounting departments for the organization and reports directly to Robert Kraft.

A Collinsville, Ill. native, Hausmann earned his bachelor's degree in business administration with an emphasis in accounting from Southern Illinois University in 1970. Upon graduation, he earned his CPA certificate while working for the accounting firm of Deloitte Haskins & Sells in St. Louis, Mo. In 1985, he accepted a position with a regional stock brokerage firm in St. Louis as their chief financial officer. In 1990, Hausmann returned to Deloitte, which had merged with another accounting firm to form Deloitte & Touche, one of the largest accounting firms in the nation. Three years later, on May 17, 1992, Hausmann joined the Patriots organization as the Vice President and Chief Financial Officer.

Jim and his wife, Terri, have three children, Jennifer (4/28/81), Kyle (6/3/84) and Brian (1/15/87) and reside in Foxboro, Mass.

The Patriots Club at Foxboro Stadium

Hold your next function at the home of the New England Patriots. The Patriots Club at Foxboro Stadium is an ideal location for business meetings, banquets, reunions, wedding receptions, bar mitzvahs and holiday parties. The next time you are planning a special event, consider the superb catering, personal attention and convenient location offered at the Patriots Club in Foxboro Stadium.

For reservation information, please contact the Patriots' concessions services director Bill Brunette at:

(508) 543-8200.



BRIAN O'DONOVAN



Vice President
Event Management

Brian O'Donovan, entering his first season with the Patriots, was appointed Vice President of Event Management on January 21, 1994. In his new role, he will oversee all daily activities connected with the management of Foxboro Stadium, the largest sports and entertainment facility in New England.

In 1987, O'Donovan was appointed General Manager of Foxboro Stadium, after serving as its Event Coordinator since 1984. Since then, he has helped make Foxboro Stadium one of the busiest facilities of its kind in the world. In addition to hosting all Patriots home games, the stadium has been the site of Big East football games, several international soccer matches and a number of major musical events, including performances by U2, The Rolling Stones, The Who, Madonna and Paul McCartney.

In addition, O'Donovan also serves as an Executive Vice President of GEM Star, Inc., a Boston-based event management and consulting company which has produced several large-scale concerts. Guns N Roses, Elton John and Madonna were among the entertainers that GEM Star booked for shows in Israel. They were also responsible for organizing a highly successful educational exhibit in Taichung, Taiwan.

O'Donovan was one of the chief negotiators responsible for bringing the 1994 World Cup to Foxboro Stadium as the host site for the Boston venue. His involvement in World Cup went well beyond his Foxboro Stadium responsibilities, serving as an international security consultant for World Cup USA 1994.

He graduated from University College in Cork, Ireland and is a candidate for a master's degree at Emerson College in Boston. He is a member of the International Association of Auditorium Managers and the Stadium Manager's Association. He has lectured frequently on topics related to stadium management.

Brian O'Donovan was born on July 30, 1957 in Clonakilty, Co Cork, Ireland. He and his wife, Lindsay, reside in West Newton, Mass. and are the parents of four children, Aoife (10/18/82), Ciaran (8/30/84), Aidan (4/23/87) and Fionnuala (6/7/93).




1994 IMPORTANT DATES

(All Times Eastern)


July 15	Signing period ends at 4 p.m. for Unrestricted Free Agents to whom June 1 tender (or June 14 tender to Transition Player) was made by old club. Club will have exclusive negotiating rights with its unsigned Unrestricted Free Agents.
	All Patriot players report to training camp at Smithfield, R.I.
July 30	Hall of Fame game, Canton, Ohio: Atlanta vs. San Diego.
August 5	If a drafted rookie has not signed with his club by this date, he may not be traded to any other club in 1994.
	Patriots open 1994 Preseason in Foxboro vs. the New Orleans Saints.
August 23	Roster cutdown to maximum of 60 players by 4 p.m.
August 28	Roster cutdown to Maximum of 53 players on Active/Inactive List by 4 p.m.
August 29	After 4 p.m., clubs may establish a Practice Squad of five players by signing free agents who do not have a season of free agency credit unless season was spent on Reserve/Injured or Reserve/Physically Unable to Perform.
September 2	All clubs are required to identify their 49-player Active List by 7 p.m., on this Friday and thereafter on each Friday before a regular-season Sunday game.
September 4-5	Patriots open 1994 Regular Season in Miami against the Dolphins.
September 28-29	Special league meeting on realignment and player-stocking for expansion teams in Dallas, Texas.
October 11	All trading ends at 4 p.m.
November 1-2	NFL Fall Meeting, Chicago, Illinois.
December 27	Clubs may begin signing free agent players for the 1995 season.
December 31	Wild Card Playoff Games.
1995	
January 1st	Wild Card Playoff Games.
January 7-8	Divisional Playoff Games.
January 15	AFC and NFC Championship Games.
January 29	Super Bowl XXIX at Joe Robbie Stadium, Miami, Florida.
February 5	AFC-NFC Pro Bowl, Honolulu, Hawaii.

COACHES





BILL PARCELLS



Head Coach
15th NFL Season
10th Head Coaching
Season
2nd Patriots Season

Bill Parcells became the 12th head coach of the New England Patriots on January 21, 1993, and brought instant credibility to a team which had finished 2-14 the previous season. Committed to bringing the New England region an NFL championship, Parcells immediately began assembling a solid foundation of young talent from which to build. His first order of business was to acquire a strong, young quarterback to lead the Patriots, which he did with the selection of Drew Bledsoe, the first pick in the 1993 NFL draft.

Parcells auditioned numerous players in his first year with the Patriots. In just one season, his rebuilding process involved the acquisition of over 30 new players. He and his staff worked diligently to assemble the new talent and to develop it into a cohesive unit. The Patriots showed weekly progress throughout the season and improved in nearly every statistical category from the previous season. In 1992, the Patriots ranked 27th in the league in offense and 19th in defense. In just one season, they improved to 12th offensively and 13th defensively. One of the most telling turnabouts attributed to Parcells last season was the elimination of Patriot penalties. In 1992, New England was one of the two most penalized teams in the league (111 penalties for 1,051 yards). One year later, they boasted the fewest penalties in the league (64 for 468 yards). The weekly improvement during the season was evident by the Patriots' season-ending four game win streak, a feat Patriots fans had not seen since 1976.

In all, the Patriots finished 5-11 and in fourth place in the AFC East in 1993. With five wins added to his career total, he now ranks seventh among active coaches with 90 career victories. Parcells, who achieved 85 of those victories as the head coach of the New York Giants from 1983-90, is one of three active coaches to have claimed multiple NFL titles (1986 and 1990), along with Miami's Don Shula (1972-73) and Seattle's Tom Flores (with the Raiders in 1980 and 1983).

Parcells' first head coaching opportunity was presented to him while serving as an assistant coach on Ray Perkins' New York Giants coaching staff. Following the 1982 regular season, Perkins resigned as the team's head coach and was named the successor to Paul "Bear" Bryant at the University of Alabama. Parcells was then promoted from defensive coordinator to fill the head coaching vacancy.

In 1983, Parcells inherited a team that was coming off losing records in eight of the previous nine seasons and had been to the playoffs just once in 20 years. As if that were not enough to overcome, the club was besieged by injuries, as 25 players spent a portion of their season on the injured reserve list. Those injuries were a major factor in the Giants' league-leading 58 turnovers that season.

Yet, the hurdles the first-year head coach had to overcome on the field were minute in comparison to those he had to endure off the field. The tragic chain of events began in October of 1983 when Parcells lost his backfield coach and friend, Bob Ledbetter, who died of a sudden stroke. That was followed by the passing of former Giant running back Doug Kotar and the deaths of both of Parcells' parents within six weeks of each other late in the season.

That year, the team finished with a 3-12-1 record – last in the division. Arguably, it was the toughest year a rookie coach has had to endure in modern NFL history. Despite that, Parcells prevailed and following the season began working diligently to rebuild the franchise.

In 1984, the Giants began their metamorphosis. Between the years 1984 and 1990, New York accumulated six winning seasons, including five trips to the playoffs and two Super Bowl Championships. During his eight seasons, Parcells totaled an 85-52-1 career record (.620 winning percentage), which currently ranks Parcells second among the winningest coaches in Giants history, behind the legendary Hall of Famer Steve Owen (151-100-17).

In an effort to prevent another injury-prone season, Parcells initiated a year-round conditioning program. The program had an immediate effect, reducing the number of players listed on injured reserve from 25 in 1983 to only seven in 1984. The Giants finished second in the NFC East with a 9-7 record and qualified for a wild-card playoff berth. Parcells notched his first playoff victory in his first attempt, with a 16-13 decision over the Los Angeles Rams. The following week, the Giants lost a hard-fought game to the eventual Super Bowl champion San Francisco 49ers, 21-10. In recognition of his accomplishments, Parcells earned NFC East Coach of the Year honors by *Pro Magazine* and finished second in two major NFL Coach of the Year polls; one to the 49ers' Bill Walsh and the other to Seattle's Chuck Knox.

In 1985, New York finished 10-6 and returned to the playoffs. In the first round, they avenged their 1984 playoff loss with a 17-3 victory over the defending champion San Francisco 49ers. The following week, the Giants were again ousted from the playoffs by the eventual Super Bowl champion, the Chicago Bears. The back-to-back playoff appearances was a task that no other Giant coach had accomplished in over 20 years.

In 1986, Parcells' Giants recorded their greatest single-season record ever with a 17-2 mark. They also set a club mark by winning 12 consecutive games, which culminated with a 39-20 triumph over the Denver Broncos in Super Bowl XXI. In three playoff games, the Giants set an NFL record for cumulative margin of victory with a 102-23 advantage. Parcells was named NFL Coach of the Year in every major poll in the country, a fitting tribute for the spectacular season that he had masterminded.

In 1989, Parcells again earned NFL Coach of the Year honors from NFL Films and NFC Coach of the Year honors from the *Washington Post* for his 12-4 first-place finish. The following season, Parcells led New York's triumphant return to the Super Bowl, winning a dramatic 20-19 decision over the Buffalo Bills. Following the 1990 championship season, Parcells learned of a threatening heart condition and on May 15, 1991 resigned from coaching.

Prior to accepting the Patriots head coaching responsibilities in 1993, Parcells spent two seasons as an NBC Sports football analyst. In the fall of 1991, he served as a studio host with Bob Costas, O.J. Simpson and Will McDonough. The following year, he returned to NBC as a game analyst and provided color commentary alongside veteran

play-by-play announcer Marv Albert. Parcells' broadcast career was postponed when physicians gave him the medical "green light" to resume his coaching career, which the Patriots made possible by offering him their head coaching responsibilities on January 21, 1993.

The Oradell, N.J. native was a member of the first graduating class at River Dell (Oradell) High in 1959. He was a three-sport letterman, starring in basketball, football and baseball. He captained and earned all-league honors in each of the respective sports. The tri-sport captain saw double-duty in football, as a quarterback and linebacker, and in baseball as a pitcher and catcher.

He attended Colgate in 1960, then transferred to Wichita State (1961-63), where he excelled as a linebacker. In a game against Tulsa, Parcells ravished the Golden Hurricane backfield, compiling 20 tackles and six sacks. He earned All-Missouri Valley Conference honors as a senior and played in the 1963 Blue-Gray and 1964 College All-Star Games. Opting for a coaching career, rather than playing professionally, he joined the staff at Hastings College (Neb.) in 1964 as a defensive assistant. He returned to his alma mater in 1965 to coach the defensive line, before joining Tom Cahill's staff at West Point as the linebacker coach in 1966. After coaching Army's Black Knights for four seasons (1966-69), he directed the linebackers at Florida State for three years (1970-72). He then went on to serve as defensive coordinator at both Vanderbilt (1973-74) and Texas Tech (1975-77). He received his first head coaching assignment at the Air Force Academy in 1978, where he piloted the Cadets to a 3-8 record.

Parcells left the collegiate circuit in 1979 to accept an assistant position on Ray Perkins' staff with the New York Giants. Personal matters forced Parcells to resign from the Giants prior to the season.

In 1980, he resumed his coaching career as the New England Patriots' linebackers coach on Ron Erhardt's staff. The following season, Parcells left New England to return to the New York Giants as Perkins' defensive coordinator and linebackers coach. Prior to his arrival, the Giants had allowed 425 points to the opposition in 1980. In his first season with the Giants, Parcells installed the 3-4 defense, revamped the secondary and produced a defensive unit which allowed only 257 points and finished the year ranked third in the league. New York posted a 9-7 record, the first winning season recorded in nine years, and qualified for the playoffs for the first time since 1963. The following year, the Giants finished with a 4-5 record during the strike-shortened 1982 season. Following the season, Coach Perkins announced his resignation and the Giants named Parcells as his successor. Nearly 10 years later, the two coaches were reunited when Parcells named Perkins as his offensive coordinator.

He was born Duane Charles (Bill) Parcells on August 22, 1941, in Englewood, N.J. Bill and his wife, Judith, have three daughters; Suzy, Jill and Dallas, and one grandson, Kyle.

BACKGROUND: Defensive assistant, Hastings (Neb.) College (1964) ... defensive line coach, Wichita State (1965) ... linebackers coach, Army (1966-69) ... linebackers coach, Florida State (1970-72) ... defensive coordinator, Vanderbilt (1973-74) ... defensive coordinator, Texas Tech (1975-77) ... head coach, Air Force Academy (1978) ... linebackers coach, New England Patriots NFL (1980) ... defensive coordinator/linebackers coach, New York Giants NFL (1981-82) ... head coach, New York Giants NFL (1983-90) ... head coach, New England Patriots NFL (1993-present).

BILL PARCELLS' HEAD COACHING RECORD**NFL Regular Season Totals**

Year	Team	W	L	T	Pct	Finish
1983	Giants	3	12	1	.219	5th, NFC East
1984	Giants	9	7	0	.563	2nd, NFC East
1985	Giants	10	6	0	.625	2nd, NFC East
1986	Giants	14	2	0	.875	1st, NFC East
1987	Giants	6	9	0	.400	5th, NFC East
1988	Giants	10	6	0	.625	2nd, NFC East
1989	Giants	12	4	0	.750	1st, NFC East
1990	Giants	13	3	0	.813	1st, NFC East
1993	Patriots	5	11	0	.313	4th, AFC East

Totals -9 Years 82 60 1 .538

NFL Playoff Record

Year	Team	W	L	T	Pct	Finish
1984	Giants	1	1	0	.500	
1985	Giants	1	1	0	.500	
1986	Giants	3	0	0	1.000	NFL Champions
1989	Giants	0	1	0	.000	
1990	Giants	3	0	0	1.000	NFL Champions

Totals - 5 Years 8 3 0 .727 2 Championships

NFL Totals	W	L	T	Pct
Regular Season	82	60	1	.538
Postseason	8	3	0	.727

Career Total 90 63 1 .588

NFL ACTIVE COACHES

Active Coaches	Yrs	Teams	Regular Season				Career Totals			
			W	L	T	Pct	W	L	T	Pct
Don Shula	31	Colts, Dolphins	309	143	6	.681	327	158	6	.672
Chuck Knox	21	Rams, Bills, Seahawks	182	135	1	.574	189	146	1	.564
Dan Reeves	13	Broncos, Giants	121	78	1	.608	129	85	1	.602
Marv Levy	13	Chiefs, Bills	110	81	0	.576	120	87	0	.580
Tom Flores	11	Raiders, Seahawks	91	77	0	.542	99	80	0	.553
M. Schottenheimer	10	Brown, Chiefs	94	56	1	.626	99	64	1	.607
BILL PARCELLS	9	GIANTS, PATRIOTS	82	60	1	.577	90	63	1	.588
Jack Pardee	10	Bears, Redskins, Oilers	86	68	0	.558	87	73	0	.544
Jim Mora	8	Saints	77	50	0	.606	77	54	0	.588
Sam Wyche	10	Bengals, Bucs	71	88	0	.447	74	90	0	.451
George Seifert	5	49ers	62	18	0	.775	68	21	0	.764
Ted Marchibroda	7	Colts	54	52	0	.509	54	55	0	.495
Art Shell	5	Raiders	45	31	0	.592	47	34	0	.580
Wayne Fontes	5	Lions	42	43	0	.494	43	45	0	.489
Buddy Ryan	5	Eagles, Cardinals	43	35	1	.551	43	38	1	.530
Rich Kotite	3	Eagles	29	19	0	.604	30	20	0	.600
Bill Belichick	3	Browns	20	28	0	.417	20	28	0	.417
Bill Cowher	2	Steelers	20	12	0	.625	20	14	0	.588
Dennis Green	2	Vikings	20	12	0	.625	20	14	0	.588
Bobby Ross	2	Chargers	19	13	0	.594	20	14	0	.588
Mike Holmgren	2	Packers	18	14	0	.562	19	15	0	.559
Wade Phillips	2	Saints, Broncos	10	10	0	.500	10	11	0	.476
David Shula	2	Bengals	8	24	0	.250	8	24	0	.250
Dave Wannstedt	1	Bears	7	9	0	.438	7	9	0	.438
Pete Carroll	0	Jets	0	0	0	.000	0	0	0	.000
June Jones	0	Falcons	0	0	0	.000	0	0	0	.000
Barry Switzer	0	Cowboys	0	0	0	.000	0	0	0	.000
Norv Turner	0	Redskins	0	0	0	.000	0	0	0	.000

PARCELLS ON PRIME TIME

Overall: 10-11-1
Home: 6-2-0 Away: 4-9-1

SUNDAY NIGHT FOOTBALL

Overall Record: 3-2-0
Home: 2-1-0 Away: 1-1-0

Date	Team	Opponent	Score	Network
10/06/85	GIANTS	vs DALLAS	29-30 (L)	ABC
11/08/87	GIANTS	vs NEW ENGLAND	17-10 (W)	ESPN
11/27/88	GIANTS	at New Orleans	13-12 (W)	ESPN
09/09/90	GIANTS	vs PHILADELPHIA	27-20 (W)	TNT
09/26/93	PATRIOTS	at N.Y. Jets	7-45 (L)	TNT

MONDAY NIGHT FOOTBALL

Overall Record: 7-9-1
Home: 4-1-0 Away: 3-8-1

Date	Team	Opponent	Score	Network
09/26/83	GIANTS	vs GREEN BAY	27- 3 (W)	ABC
10/24/83	GIANTS	at St. Louis	20-20 (T)	ABC
11/07/83	GIANTS	at Detroit	9-15 (L)	ABC
10/08/84	GIANTS	vs SAN FRANCISCO	10-31 (L)	ABC
11/18/85	GIANTS	at Washington	21-23 (L)	ABC
09/08/86	GIANTS	at Dallas	28-31 (L)	ABC
10/27/86	GIANTS	vs WASHINGTON	27-20 (W)	ABC
12/01/86	GIANTS	at San Francisco	21-17 (W)	ABC
09/14/87	GIANTS	at Chicago	19-34 (L)	ABC
11/02/87	GIANTS	at Dallas	24-33 (L)	ABC
09/05/88	GIANTS	vs WASHINGTON	27-20 (W)	ABC
10/10/88	GIANTS	at Philadelphia	13-24 (L)	ABC
09/11/89	GIANTS	at Washington	27-24 (W)	ABC
10/30/89	GIANTS	vs. MINNESOTA	24-14 (W)	ABC
11/27/89	GIANTS	at San Francisco	24-34 (L)	ABC
11/05/90	GIANTS	at Indianapolis	24- 7 (W)	ABC
12/03/90	GIANTS	at San Francisco	3- 7 (L)	ABC

PARCELLS IN OVERTIME

Overall Record: 5-5-1 (.500)
Home: 2-4 Away: 3-1-1

Date	Team	Opponent	Score
09/11/83	GIANTS	at Atlanta	16-13 (W)
10/24/83	GIANTS	at St. Louis	20-20 (T)
09/29/85	GIANTS	at Philadelphia	16-10 (W)
10/18/87	GIANTS	at Buffalo	3- 6 (L)
12/06/87	GIANTS	vs PHILADELPHIA	23-20 (W)
10/30/88	GIANTS	at Detroit	13-10 (W)
11/20/88	GIANTS	vs PHILADELPHIA	17-23 (L)
01/07/90	GIANTS	vs L.A. RAMS*	13-19 (L)
09/05/93	PATRIOTS	vs DETROIT	16-19 (L)
11/07/93	PATRIOTS	vs BUFFALO	10-13 (L)
01/02/94	PATRIOTS	vs Miami	33-27 (W)

PARCELLS VS. THE NFL

In nine seasons in the NFL, Parcells has already accrued 90 career victories and won two NFL titles. He has claimed at least one victory against 27 of the 28 NFL teams (he has not yet coached against the New York Giants). Of those 27 teams, only six hold series advantages. He has experienced his greatest individual series success against the Cardinals with a 12-4-1 record (.735 winning percentage). In terms of divisional opponents, Parcells has enjoyed his greatest success against the NFC Central (.684), a division the Patriots will face four times in 1994. Below is a team-by-team and division-by-division look at Parcells' record vs. the NFL:

Team	—Regular Season—						Playoffs			Career Totals		
	Patriots			Giants			Giants					
	W	L	T	W	L	T	W	L	T	W	L	T
Atlanta	0	0	0	3	0	0	0	0	0	3	0	0
Buffalo	0	2	0	0	2	0	1	0	0	1	4	0
Chicago	0	0	0	0	1	0	1	1	0	1	2	0
Cincinnati	1	0	0	0	1	0	0	0	0	1	1	0
Cleveland	1	0	0	0	1	0	0	0	0	1	1	0
Dallas	0	0	0	9	7	0	0	0	0	9	7	0
Denver	0	0	0	2	0	0	1	0	0	3	0	0
Detroit	0	1	0	4	1	0	0	0	0	4	2	0
Green Bay	0	0	0	3	1	0	0	0	0	3	1	0
Houston	0	1	0	1	0	0	0	0	0	1	1	0
Indianapolis	1	1	0	1	0	0	0	0	0	2	1	0
Kansas City	0	0	0	2	1	0	0	0	0	2	1	0
L.A. Raiders	0	0	0	2	1	0	0	0	0	2	1	0
L.A. Rams	0	0	0	2	4	0	1	1	0	3	5	0
Miami	1	1	0	1	0	0	0	0	0	2	1	0
Minnesota	0	0	0	3	0	0	0	0	0	3	0	0
New England	—	—	—	2	0	0	0	0	0	2	0	0
New Orleans	0	0	0	3	2	0	0	0	0	3	2	0
N.Y. Giants	0	0	0	—	—	—	—	—	—	0	0	0
N.Y. Jets	0	2	0	2	1	0	0	0	0	2	3	0
Philadelphia	0	0	0	9	7	0	0	0	0	9	7	0
Arizona	1	0	0	11	4	1	0	0	0	12	4	1
Pittsburgh	0	1	0	1	0	0	0	0	0	1	1	0
San Diego	0	0	0	2	1	0	0	0	0	2	1	0
San Francisco	0	0	0	1	5	0	3	1	0	4	6	0
Seattle	0	2	0	1	2	0	0	0	0	1	4	0
Tampa Bay	0	0	0	2	1	0	0	0	0	2	1	0
Washington	0	0	0	10	6	0	1	0	0	11	6	0
Totals	5	11	0	77	49	1	8	3	0	90	63	1

Team	—Regular Season—						Playoffs			Career Totals		
	Patriots			Giants			Giants					
	W	L	T	W	L	T	W	L	T	W	L	T
AFC East	2	6	0	6	3	0	1	0	0	9	9	0
AFC Central	2	2	0	2	2	0	0	0	0	4	4	0
AFC West	0	2	0	9	5	0	1	0	0	10	7	0
Totals	4	10	0	17	10	0	2	0	0	23	20	0

Team	—Regular Season—						Playoffs			Career Totals		
	Patriots			Giants			Giants					
	W	L	T	W	L	T	W	L	T	W	L	T
NFC East	1	0	0	39	24	1	1	0	0	41	24	1
NFC Central	0	1	0	12	4	0	1	1	0	13	6	0
NFC West	0	0	0	9	11	0	4	2	0	13	13	0
Totals	1	1	0	60	39	1	6	3	0	67	43	1

HEAD COACHES' RECORDS

225-271-9

Regular Season Games

Coach	Seasons	Years	W- L-T	Pct.
Lou Saban	1.5	1960-61	7-12-0	.368
Mike Holovak	7.5	1961-68	52-46-9	.528
Clive Rush	1.5	1969-70	5-16-0	.238
John Mazur	2	1970-72	9-21-0	.300
Phil Bengtson	0.5	1972	1- 4-0	.200
Chuck Fairbanks	6	1973-78	46-39-0	.541
Hank Bullough-Ron Erhardt*-		1978	0- 1-0	.000
Ron Erhardt	3	1979-81	21-27-0	.438
Ron Meyer	2.5	1982-84	18-15-0	.545
Raymond Berry	5.5	1984-89	48-39-0	.552
Rod Rust	1	1990	1-15-0	.063
Dick MacPherson	2	1991-92	8-24-0	.250
Bill Parcells	1	1993	5-11-0	.313
Regular Season Totals	34	1960-93	221-270-9	.451

*Fairbanks was under suspension for 12-18-78 game against Miami, won by Dolphins 23-3. Erhardt & Bullough served as acting co-head coaches and this loss is not included in Fairbanks' record.

Postseason Games

Coach	Games	Years	W-L-T	Pct.
Mike Holovak	2	1963	1-1- 0	.500
Chuck Fairbanks	2	1976,1978	0-2- 0	.000
Ron Meyer	1	1982	0-1- 0	.000
Raymond Berry	5	1985,1986	3-2- 0	.600
Postseason Totals	10	6 Years	4-6- 0	.400

Preseason Games


Coach	Games	Years	W- L-T	Pct.
Lou Saban	9	1960-61	7- 2-0	.778
Mike Holovak	27	1962-68	5-22-0	.185
Clive Rush	9	1969-70	2- 7-0	.222
John Mazur	12	1971-72	3- 9-0	.250
Chuck Fairbanks	34	1973-78	20-13-1	.603
Ron Erhardt	12	1979-81	7- 5-0	.583
Ron Meyer	12	1982-84	3- 9-0	.250
Raymond Berry	21	1985-89	10-11-0	.476
Rod Rust	4	1990	0- 4-0	.000
Dick MacPherson	8	1991-92	2- 6-0	.250
Bill Parcells	4	1993	1- 3-0	.250
Preseason Totals	152	1960-93	60-91-1	.398

Opening Day Games

Coach	Games	Years	W- L-T	Pct.
Lou Saban	2	1960-61	0-2- 0	.000
Mike Holovak	7	1962-68	3-4- 0	.429
Clive Rush	2	1969-70	1-1- 0	.500
John Mazur	2	1971-72	1-1- 0	.500
Chuck Fairbanks	6	1973-78	2-4- 0	.333
Ron Erhardt	3	1979-81	1-2- 0	.333
Ron Meyer	3	1982-84	2-1- 0	.667
Raymond Berry	5	1985-89	5-0- 0	1.000
Rod Rust	1	1990	0-1- 0	.000
Dick MacPherson	2	1991-92	1-1- 0	.500
Bill Parcells	1	1993	0-1- 0	.000
Opening Day Totals	34	1960-93	16-18-0	.471



MAURICE CARTHON



Offensive Assistant
1st NFL Season

COACHING: Former New York Giants fullback Maurice Carthon joined the New England Patriots coaching staff on February 8, 1994. Carthon, a punishing blocking back during his eight-year NFL career, was a member of Bill Parcells' 1986 and 1990 Super Bowl Championship teams with the Giants. During his career, Carthon never missed a game due to injury. His only absence in eight seasons was due to an illness in the family. His determination and work ethic as a player was an important factor in his hiring. In his first coaching assignment, Carthon will serve as an offensive assistant. His area of expertise will naturally be at the running back position, where he will assist newly appointed running back coach Michael Pope.


PLAYING: During his career, Carthon was revered as one of the premier blocking backs in the NFL. He completed his eight-year NFL career with 300 carries for 950 yards and two touchdowns. He was also credited with 745 yards and a touchdown on 90 receptions. Statistically, his best performance came in 1986 when he rushed for an NFL career-high 260 yards and helped the New York Giants claim the first of two NFL titles during his seven-year tenure with the Giants. His NFL single-game career high came in 1990 when he gained 67 yards on 12 carries against the Phoenix Cardinals. He began his professional career in the United States Football League. He was originally selected by the New Jersey Generals in the eighth round of the 1983 USFL draft. In three seasons with the Generals, Carthon rushed for 2,102 yards and 20 touchdowns while being counted upon to block for the league's all-time leading rusher, Herschel Walker. In 1984, Carthon started all 18 games and finished the season with a professional career-high 1,042 yards rushing and 11 touchdowns. He made the successful transition to the NFL in 1985, when he signed with the New York Giants as a free agent and started eight of the 16 games. In seven seasons with the Giants, Carthon played six seasons for Bill Parcells and helped him claim two NFL championships. He ended his playing career as a member of the Indianapolis Colts in 1992 and retired following the season. As a collegian, Carthon twice earned All-Southland Conference honors while starring at Arkansas State. Voted team captain his senior year, the powerhouse back led the team in rushing with 682 yards.

PERSONAL: Maurice Carthon was born on April 24, 1961 in Chicago, Ill. A basketball and football star at Osceola (Ark.) High, he was voted state MVP in basketball and earned all-conference honors in football. While at Arkansas State, he earned his undergraduate degree in physical education and science. After winning his second Super Bowl with the Giants, Carthon was honored by his hometown as the Osceola Man of the Year. Maurice, 33, is single.

BACKGROUND: Offensive assistant - New England Patriots NFL (1994).



ROMEO CRENNEL



Defensive Line
14th NFL Season
2nd Patriots Season


COACHING: Romeo Crennel, now in his 14th NFL season, became reunited with his long-time coaching associate when Bill Parcells added the veteran assistant to his staff on January 25, 1993. In 1993, Crennel led a resurgent defensive front which made significant progress throughout the year. During the Patriots' season-ending four game winning streak, the defensive line responded by only allowing an average of 84.5 rushing yards per game. This season, Crennel will continue to instruct the defensive line, a position he began coaching in 1990 as an assistant with the New York Giants. During his 12-year (1981-92) coaching tenure in New York, the Giants made six playoff appearances, won three NFC Eastern Division championships and two Super Bowls. Crennel entered the professional ranks in 1981, along with Parcells, as an assistant on Ray Perkins' staff in New York. His coaching contributions helped lead the Giants to their first winning season in nine years and the first playoff berth since 1963. He began his coaching career as a graduate assistant at Western Kentucky in 1970 and continued as a full-time assistant from 1971-74. His first association with Parcells came the following year, when Crennel joined the Texas Tech coaching staff as a defensive assistant. Parcells was the defensive coordinator at Tech during Crennel's three-year stint (1975-77). In 1978, he was named the defensive end coach at Ole Miss. He remained at Mississippi for two seasons before being named the defensive line coach at Georgia Tech in 1980. The following season, Crennel left the collegiate ranks and was re-united with Parcells as an assistant on Perkins' staff with the Giants.

PLAYING: A four-year letterman at Western Kentucky, Crennel starred as a defensive lineman. As captain of the team, he earned All-Conference and MVP honors in 1969.

PERSONAL: Romeo Crennel, a Lynchburg, Va. native, was born June 18, 1947. Crennel was a high school standout at both Fort Knox (Ky.) High and at Central High (Amherst, Va.). He earned his bachelor's degree in physical education at Western Kentucky and received his master's degree in education while serving as a graduate assistant in 1970. His brother, Carl, was a former starting linebacker with Hamilton in the Canadian Football League. Romeo and his wife, Rosemary, have three daughters, Lisa (10/15/68), Tiffany (11/23/71), and Kristin (2/22/77).

BACKGROUND: Graduate assistant - Western Kentucky (1970), defensive line coach - Western Kentucky (1971-74), defensive assistant - Texas Tech (1975-77), defensive end coach - Mississippi (1978-79), defensive line coach - Georgia Tech (1980), special assignments, special teams and defensive coach - New York Giants NFL (1981-82), special teams coach - New York Giants NFL (1983-89), defensive line coach - New York Giants NFL (1990-92), defensive line coach - New England Patriots NFL (1993-present).

★ AL GROH



*Defensive Coordinator/
Linebackers
7th NFL Season
2nd Patriots Season*

COACHING: Al Groh, now in his seventh NFL season, was named defensive coordinator and linebackers coach on January 25, 1993. In his first season with the Patriots, the defense improved in nearly every statistical category, finishing sixth in the AFC in total defense. In addition, Groh's linebacking corps provided the foundation for the defense. Together, the unit recorded over 21 of the team's 34 quarterback sacks. Prior to joining the Patriots, he coached the linebackers on Bill Belichick's Cleveland Browns staff in 1992. From 1989 to 1991, Groh served as a defensive assistant with the New York Giants. In his first season as a member of Bill Parcells' coaching staff (1989), the Giants claimed the divisional title with a 12-4 record. The following year, the Giants defended their division title and triumphed over the Buffalo Bills 20-19 in Super Bowl XXV. During his 29-year coaching career, Groh has coached at nearly every level of competition and has instructed positions on both sides of the ball. His coaching success has hastened his ascent from his high school beginnings, through the collegiate ranks, to the professional level. During that time, Groh has served as a head coach, defensive coordinator, offensive coordinator and special teams coach. He began his coaching career in 1966 at Albemarle (Charlottesville, Va.) High. From 1968 to 1969, both Groh and Parcells coached as assistants on Tom Cahill's staff at Army. He left West Point in 1970 when he was presented an opportunity to return to his collegiate alma mater. He remained at Virginia for three seasons (1970-72) as a defensive assistant. From 1973 to 1977, Groh served as an assistant at the University of North Carolina, where he helped lure a standout recruit by the name of Lawrence Taylor. He left North Carolina in 1978 to become Parcells' defensive coordinator at the Air Force Academy, followed by a season at Texas Tech in 1980. Groh was named the head coach at Wake Forest 1981 and became the second-winningest coach in Deacon history during his six-year tenure (1981-86). He first joined the NFL elite in 1987 as an assistant with the Atlanta Falcons, but returned to the collegiate level the following season (1988) as the offensive coordinator at South Carolina. He held that position for one season before returning to the NFL with the New York Giants (1989).


PLAYING: Groh was a four-year letterman at the University of Virginia and played three seasons as an outside linebacker.

PERSONAL: Al Groh was born July 13, 1944 in New York City. He starred as a scholastic athlete at Chaminade High in Mineola, N.Y. He earned his bachelor's degree in commerce at the University of Virginia in 1967, while lettering in football and lacrosse. Al and his wife, Anne, have three children, Michael (12/19/71), who is a quarterback at Virginia; Ashley Anne (7/18/74), who attends Bowling Green, and Matthew (5/27/80).

BACKGROUND: Assistant coach - Albemarle (Charlottesville, Va.) High (1966-67), assistant coach - Army (1968-69), defensive assistant - Virginia (1970-72), defensive assistant - North Carolina (1973-77), defensive coordinator - Air Force Academy (1978-79), defensive coordinator - Texas Tech (1980), head coach - Wake Forest (1981-86), special teams and tight ends - Atlanta Falcons NFL (1987), offensive coordinator - South Carolina (1988), linebackers coach - New York Giants NFL (1989-91), linebackers coach - Cleveland Browns NFL (1992), defensive coordinator - New England Patriots NFL (1993-present).



FRED HOAGLIN



*Offensive Line
17th NFL Season
2nd Patriots Season*

COACHING: Fred Hoaglin, now in his 17th NFL season, joined the Patriots as offensive line coach on January 25, 1993. In his first season with New England, the Patriots offensive line improved significantly. The line allowed only 23 sacks on the year, 42 fewer than in 1992. Prior to joining the Patriots, the former NFL all-pro center coached the New York Giants offensive linemen for eight seasons (1985-92). Six of those years (1985-90) were spent as an assistant on a Bill Parcells' staff, which won two Super Bowls and qualified for the playoffs four of the six seasons. Prior to joining the Giants, Hoaglin handled the offensive line chores for the Detroit Lions for seven seasons (1978-84). The offensive line received much of the credit for paving the way to an NFL rushing title in 1981.


PLAYING: The Cleveland Browns selected Hoaglin, an offensive lineman from the University of Pittsburgh, in the sixth round of the 1966 NFL draft. He made the team and later broke into the starting lineup his rookie year. He put together an ironman string of 69 consecutive starts in the late 60's with the Browns. A versatile player, Hoaglin was capable of playing any position on the offensive line, but he spent the majority of his 11-year career at center. Hoaglin received one of the highest honors an NFL player can receive in 1969 when his peers elected him to the Pro Bowl. He played seven seasons in Cleveland before being traded to Baltimore in 1973. He spent the following two seasons in Houston (1974-75) before ending his career with the 1976 NFL expansion Seattle Seahawks. Hoaglin was a starter as both a center and linebacker at the University of Pittsburgh and was selected to play in the North-South All-Star game his senior year.

PERSONAL: Fred Hoaglin was born January 28, 1944, in Alliance, Ohio. In addition to his gridiron success, he also earned two varsity letters in golf while at the University of Pittsburgh and still considers it his favorite hobby. Hoaglin earned his bachelor's degree in industrial engineering in 1968. Fred and his wife, Janet, have two children, Patricia Compton (3/5/68) and George III "Rick" (9/23/70), and two grandchildren, Andrew (5/28/87) and Kristina Compton (4/11/89).

BACKGROUND: Offensive line coach - Detroit Lions NFL (1978-84), offensive line coach - New York Giants NFL (1985-92), offensive line coach - New England Patriots NFL (1993-present).



CHRIS PALMER



*Wide Receivers
5th NFL Season
2nd Patriots Season*

COACHING: Chris Palmer, now in his fifth NFL season, was named wide receivers coach on January 27, 1993. Palmer joined the Patriots after three seasons (1990-92) as the receivers coach for the Houston Oilers. In 1992, Palmer tutored a triumvirate of Pro Bowl receivers – Curtis Duncan, Ernest Givins and Haywood Jeffires. Houston ranked first in the league in passing in each of Palmer's three seasons. His move to the Patriots marks his return to the Northeast, where many Bostonians will remember him as the head coach at Boston University. Palmer installed the "Run 'n Shoot" offense during his two seasons (1988-89) at Boston and produced one of the area's most exciting collegiate programs. In 1989, the offense ranked 10th in the nation, passing for an average of 284.6 yards per game. Prior to coaching at Boston University, Palmer held the head coaching responsibilities at the University of New Haven. In two seasons (1986-87), the Chargers posted consecutive 8-2 records. In 1987, the team set records for consecutive wins (8) and points in a season (267), each of which have since been surpassed. In 1986, New Haven finished second in the nation in passing offense and broke 54 school records. Palmer's first professional coaching experience came in 1983 as the offensive line coach for the Montreal Concordes of the Canadian Football League. In 1984, Palmer accepted the opportunity to coach in the United States Football League as the receivers coach for the New Jersey Generals. That season, the Generals finished with a 14-4 record and qualified for the playoffs. The following season, Palmer was promoted to quarterbacks coach and offensive coordinator and helped orchestrate one of the league's most potent offenses. Palmer's offensive arsenal included quarterbacks Brian Sipe and Doug Flutie and the league's most dominant rushing duo—Herschel Walker and Maurice Carthon. He began his coaching career as a collegiate assistant at the University of Connecticut in 1972. He coached the defensive line for three years (1972-74) before accepting his first offensive assignment in 1975 as the wide receivers coach at Lehigh. The following season, Palmer was named the offensive coordinator at Colgate, where he coached for seven years (1976-82). In 1977, the Red Raiders led the nation in offense with a per-game average of 486 yards.


PLAYING: Palmer played quarterback for the Southern Connecticut State Owls from 1968-71. He was selected to the New Haven Gridiron Club following his senior campaign.

PERSONAL: Chris Palmer was born September 23, 1949, in Mt. Kisco, N.Y. He earned both his bachelor's and master's degrees from Southern Connecticut State. Chris and his wife, Donna, have two children, Mark (2/24/77) and Kristin (9/22/80).

BACKGROUND: Assistant coach - Connecticut (1972-74), wide receivers coach - Lehigh (1975), offensive coordinator - Colgate (1976-82), offensive line coach - Montreal Concordes CFL (1983), receivers coach - New Jersey Generals USFL (1984), offensive coordinator and quarterback coach - New Jersey Generals USFL (1985), head coach - New Haven (1986-87), head coach - Boston (1988-89), receivers coach - Houston Oilers NFL (1990-92), receivers coach - New England Patriots NFL (1993-present).



JOHNNY PARKER



Strength and Conditioning

11th NFL Season

2nd Patriots Season


COACHING: Johnny Parker, now in his 11th NFL season, was named the strength and conditioning coach on January 25, 1993. His first assignment as strength and conditioning coach was to develop a year-round conditioning routine for the players to utilize during the offseason to help prevent injuries in the fall. Much to the credit of his program and the work ethic of the players, the Patriots survived the 1993 season nearly injury-free, an amazing recovery from the injury-plagued '92 season. His ability to motivate players to participate in a year-round training program has been the key to his success over the years. Prior to joining the Patriots, Parker maintained a similar post for nine seasons (1984-92) with the New York Giants. Coach Parcells saw an immediate return on his investment when he added Parker to his staff in 1984. The previous season, the Giants had been decimated by injuries, as 25 players spent time on the injured reserve list. In 1984, that number was cut to seven. Parker began his coaching career as linebackers coach for Indianola Academy followed by a three-year stint (1974-76) at South Carolina as the squad's strength and conditioning coach. The following three years (1977-79) were spent at Indiana in a similar capacity. Parker implemented his conditioning program at Louisiana State in 1980, followed by four seasons at Mississippi (1981-83). His first professional assignment came in 1984 when he was hired by Bill Parcells at the New York Giants.

PERSONAL: Johnny Parker was born February 1, 1947, in Greenville, S.C., and raised in Shaw, Miss. He graduated from Shaw High School, then matriculated to Ole Miss, where he earned his bachelor's degree in 1968. Parker continued his education with a master's degree from Delta State University. He visited the Soviet Union in 1983 and again in 1986 to study the methods of the Russian Olympic trainers and has incorporated a number of their techniques into his strength and conditioning practices. Johnny married the former Jane Cline of Covington, Ind. in 1979.

BACKGROUND: Linebackers coach - Indianola Academy (1969-73), strength and conditioning coach - South Carolina (1974-76), strength and conditioning coach - Indiana (1977-79), strength and conditioning coach - Louisiana State (1980), strength and conditioning coach - Mississippi (1981-83), strength and conditioning coach - New York Giants NFL (1984-92), strength and conditioning coach - New England Patriots NFL (1993- present).



RAY PERKINS



*Offensive Coordinator
16th NFL Season
2nd Patriots Season*

COACHING: Ray Perkins, now in his 16th NFL season, was named offensive coordinator on January 25, 1993. His hiring marked his return to the team that gave him his first NFL assignment in 1974. Since then, Perkins has coached on both the NFL and collegiate levels and has gained 14 years of head coaching experience along the way. In eight NFL seasons as a head coach, he registered a 43-77 overall record. Perkins began coaching at Mississippi State in 1973. The following year, he joined Chuck Fairbanks' staff as receivers coach for the Patriots. He left New England after four seasons (1974-77) to accept the offensive coordinator duties for the San Diego Chargers (1978), where he instructed an offensive arsenal featuring quarterback Dan Fouts, wide receiver Charlie Joiner and running back Lydell Mitchell. The following year, Perkins was named the head coach of the New York Giants. By 1981, Perkins had assembled a staff in New York that included Bill Parcells (defensive coordinator) and Romeo Crennel (special teams) as assistants and led the Giants to their first winning season in nine years. In 1983, Perkins left the Big Apple to return to his alma mater as the successor to Paul "Bear" Bryant at the University of Alabama. In four seasons (1983-86), he led the Crimson Tide to three bowl appearances and accumulated a 32-15-1 record. He returned to the NFL in 1987, where he served as the head coach for the Tampa Bay Buccaneers (1987-90). In 1992, Perkins returned to coaching after a year's absence to head the Arkansas State staff.

PLAYING: Perkins was selected by both the Boston Patriots in the fifth round of the 1966 AFL draft and the Baltimore Colts in the seventh round of the 1966 NFL draft. The sure-handed receiver played six seasons (1967-72) with the Colts, corralling 93 passes for 1,538 yards and 11 TDs. A knee injury forced Perkins' early retirement in 1972. He was a member of two Super Bowl teams, including the 1971 Super Bowl championship team. Perkins was recruited to Alabama by the late Bear Bryant in 1962. A head injury in spring drills led to brain surgery and his position transformation from fullback to wide receiver. After redshirting in 1963, Perkins completed one of the finest receiving careers in Crimson Tide history. His 63 receptions for 908 yards and nine touchdowns were thrown from three All-American quarterbacks; Joe Namath (1964), Steve Sloan (1965) and Kenny Stabler (1966). Alabama rolled up a 30-2-1 record during Perkins' career (1964-66), including national championships in 1964 and 1965. Perkins co-captained the 1966 squad while earning consensus All-America acclaim and SEC Player of the Year honors.


PERSONAL: Walter Ray Perkins was born November 6, 1941, in Mt. Olive, Miss. Blessed with tremendous athletic ability, he was an outstanding prep athlete in football, basketball, baseball and track. He

was an All-American fullback at Petal (Miss.) High and in his only season playing hoops, he earned all-state recognition. While at Alabama, Perkins also competed in track as a member of the Crimson Tide's relay team and as a sprinter. He was inducted into the Alabama Hall of Fame in 1990. Ray is the father of two sons, Tony, a graphic arts designer in Tuscaloosa, Ala., and Mike, the video director for the Jacksonville Jaguars.

BACKGROUND: Assistant coach - Mississippi State (1973), receivers coach - New England Patriots NFL (1974-77), offensive coordinator - San Diego Chargers (1978), head coach - New York Giants NFL (1979-82), head coach - Alabama (1983-86), head coach - Tampa Bay Buccaneers (1987-90), head coach - Arkansas State (1992), offensive coordinator - New England Patriots NFL (1993-present).



MICHAEL POPE



Running Backs
12th NFL Season
1st Patriots Season

COACHING: Michael Pope joined the New England Patriots coaching staff on February 8, 1994 as the team's running backs coach. He accepted the new assignment after serving two seasons (1992-93) on David Shula's staff with the Cincinnati Bengals. Last season, Pope was promoted to offensive coordinator after serving the 1992 season as the Bengals' tight ends position coach. He joined the Bengals staff after serving nine seasons with the New York Giants. He made his NFL coaching debut as an assistant special teams coach on Bill Parcells' original staff in New York in 1983. In 1984, Pope accepted the tight end responsibilities. During his Giants tenure, Pope instructed one of the game's all-time greats, tight end Mark Bavaro, who helped lead the Giants to Super Bowl Championships in 1986 and 1990. Pope joined the Giants after five seasons as the receivers coach at the University of Mississippi. In addition to his receiving chores, Pope also coached the Rebels kickers and punters. He began coaching at Lenoir (N.C.) High in 1964. He later coached at high schools in Charlotte, N.C., Jacksonville, Fla., and Lake Wales, Fla. and twice guided his teams to the Florida State High School Championship game. He progressed to the collegiate ranks in 1970 as a graduate assistant at Florida State, where three of his five seasons were spent with Parcells, among other past and present NFL coaches. In 1975, he rejoined Parcells as an assistant coach and recruiter at Texas Tech. He moved on to Mississippi with Steve Sloan from 1978 to 1982, prior to moving on to the Giants in 1983.

PLAYING: Pope played quarterback at Lenoir Rhyne College, where he won all-conference honors three consecutive seasons. While at Lenoir Rhyne, Pope led the team to three divisional championship games and claimed one national title.


PERSONAL: Michael Pope was born March 15, 1942 in Monroe, N.C.

He was a standout prep athlete at Monroe High, where he earned all-conference recognition in three sports – football, basketball and baseball. An avid golfer, Pope and his wife, Lee, have two sons, Travus (2/27/76) and Daron (2/20/78). Travus, entering his freshman year at the University of Connecticut, was recruited by the Huskies as a linebacker. Daron, entering his junior year of high school, plays quarterback for his team in New Jersey.

BACKGROUND: Head coach - Lenoir (N.C.) High (1964-65), head coach - Olympic (Charlotte, N.C.) High (1966), head coach - Wolfson (Jacksonville, Fla.) High (1967), head coach - Lake Wales (Fla.) High (1968-69), graduate assistant - Florida State (1970-74), assistant coach and recruiter - Texas Tech (1975-77), assistant coach - Mississippi (1978-82), assistant special teams coach - New York Giants NFL (1983), tight ends coach - New York Giants NFL (1984-91), offensive coordinator and tight ends coach - Cincinnati Bengals NFL (1992-93), running backs coach - New England Patriots NFL (present).



DANTE SCARNECCHIA



*Special Assistant
13th NFL Season
11th Patriots Season*

COACHING: Dante Scarnecchia, now in his 13th NFL season and 11th with the Patriots, was named to Bill Parcells' staff as a special assistant on January 27, 1993. Scarnecchia was the only Patriot assistant retained from the 1992 coaching staff. From 1991 to 1992, he coached the tight ends and special teams on Dick MacPherson's staff. On November 4, 1992, MacPherson fell ill and appointed Scarnecchia to serve as the team and staff spokesman in his absence. Scarnecchia rejoined the Patriots in 1991 after spending two seasons (1989-90) as the Indianapolis Colts' offensive line coach. He originally joined the Patriots and made his NFL assistant coaching debut in 1982 as a member of Ron Meyer's staff. He coached the tight ends and special teams for the Patriots for seven seasons (1982-88) before moving on to Indianapolis. He began his coaching career as the offensive line coach at California Western University in 1970. He moved to Iowa State in 1973, where he served as the assistant offensive line and defensive backfield coach. He spent the 1975 and 1976 campaigns at Southern Methodist University, before becoming Pacific University's offensive line coach and recruiting coordinator (1977-78). In 1979, Scarnecchia coached at Northern Arizona and then accepted an opportunity to return to Ron Meyer's staff at SMU as the offensive line coach in 1980. In 1982, Meyer was hired as the head coach of the New England Patriots and Scarnecchia was among a number of the SMU assistants who were added to his staff.


PLAYING: Scarnecchia played offensive guard and center at California Western University from 1968-70. He began his collegiate career at Taft Junior College in 1966 before transferring to California Western.

PERSONAL: Dante Scarnecchia was born February 15, 1948, in Los Angeles, Calif. Scarnecchia holds a master's degree in physical education from U.S. International. Dante and his wife, Susan, have a son, Steve (3/10/78) and a daughter, Lisa (10/28/81).

BACKGROUND: Offensive line coach - California Western (1970-72), offensive line coach - Iowa State (1973), defensive backfield coach - Iowa State (1974), offensive line coach - Southern Methodist (1975-76), offensive line coach and recruiting coordinator - Pacific (1977-78), offensive line coach - Northern Arizona (1979), offensive line coach - Southern Methodist (1980-81), tight ends and special teams - New England Patriots NFL (1982-88), offensive line coach - Indianapolis Colts NFL (1989-90), tight ends and special teams - New England Patriots NFL (1991-92), special assistant - New England Patriots NFL (1993-present).



MIKE SWEATMAN



Special Teams
11th NFL Season
2nd Patriots Season

COACHING: Michael Sweatman, now in his 11th NFL season, was named the special teams coach on January 25, 1993. Prior to joining the Patriots, he spent eight seasons (1985-92) with the New York Giants, including six seasons (1985-90) as a member of Bill Parcells' staff. Sweatman joined the NFL coaching fraternity in 1984 as the outside linebackers/special teams coach of the Minnesota Vikings. A two-time all-conference linebacker at Kansas, Sweatman received his first coaching opportunity as a graduate assistant with the Jayhawks in 1968. In 1969 he joined the Marine Corps and served four years of active duty as an infantry officer. In 1969, he played linebacker for the Quantico Marines football team and was asked to coach one of the Marine teams, the Okinawa Devil Dogs, in 1970. During his final two years of active duty, he served as an assistant coach for the Quantico Marines (1971-72). He rejoined the Kansas staff as an assistant in 1973. From there, Sweatman accepted assistant coaching opportunities at Coffeyville (1975-76), Tulsa (1977-78), Kansas (1979-82), and Tennessee (1983) before his introduction to the NFL with the Minnesota Vikings in 1984.

PLAYING: Sweatman was a four-year letterman (1964-67) at Kansas and twice earned All-Big Eight honors as a linebacker. In 1967, he was elected team captain, earned academic All-American acclaim and was selected to participate in two senior all-star games – the East-West Shrine Game and the Hula Bowl. While stationed at the Quantico Marine Base in 1969, Sweatman played linebacker for the Marines football team.


PERSONAL: Michael Sweatman was born in Kansas City, Mo. and attended North Kansas City High. He then matriculated to the University of Kansas where he was recruited as a linebacker and also earned a varsity letter in wrestling as co-captain of the 1966 squad. He earned his bachelor's degree in physical education and later returned to Kansas for his master's degree. He served four years on active duty in the U.S. Marine

Corps as an infantry officer. After completing 26 years of commissioned service in the Marine Reserve, Sweatman recently transferred to the Retired Reserve. Mike and his wife, Teri, have three sons, Tom (19), Chris (16) and Dan (13).

BACKGROUND: Graduate assistant - Kansas (1968), head coach - Okinawa [Marine Corps] (1970), assistant coach - Quantico Marines (1971-72), assistant coach - Kansas (1973), assistant coach - Coffeyville (1975-76), assistant coach - Tulsa (1977-78), assistant coach - Kansas (1979-82), assistant coach - Tennessee (1983), linebackers and special teams coach - Minnesota Vikings NFL (1984), assistant special teams coach - New York Giants NFL (1985-89), special teams coach - New York Giants NFL (1990-92), special teams coach - New England Patriots NFL (1993-present).



BOB TROTT



Defensive Backs
4th NFL Season
2nd Patriots Season

COACHING: Bob Trott, now in his fourth NFL season, was named defensive backs coach on January 27, 1993. Like many of the Patriots current assistant coaches, Trott joined Bill Parcells' staff via the New York Giants. Trott entered the professional coaching ranks with the Giants in May of 1991 as a defensive assistant on Ray Handley's staff. Prior to that, Trott gained 15 years of collegiate experience beginning at North Carolina in 1976. After two seasons as an assistant for the Tarheels, he moved on to the Air Force Academy, where he served as the outside linebackers coach during Parcells' first year as the head coach in 1978. He continued at the Academy through the 1983 campaign, coaching the outside linebackers from 1978-80 and the defensive backs from 1981-83. Trott left the Academy to assume the defensive backfield duties for the University of Arkansas in 1984 and was promoted to defensive coordinator in 1989. In six seasons as an assistant on Ken Hatfield's Razorback coaching staff (1984-89), Arkansas appeared in six straight postseason bowl games, highlighted by a dramatic 18-17 victory over Arizona State in the 1985 Holiday Bowl, and two Southwest Conference Championships (1988-89). He left Arkansas in 1990 to become the defensive coordinator for the Clemson Tigers. That season, the Tigers led the nation in total defense by allowing opponents to only 217 yards per game. It was the first time that Clemson had ever earned that distinction. In addition, Clemson led the Atlantic Coast Conference in nine defensive categories and finished second in the NCAA national rankings for rushing and scoring defense. The Tigers finished the season with a shutout victory (30-0) over Illinois in the Hall of Fame Bowl (1/1/91). In 1991, Trott joined the professional ranks with the defending champion New York Giants as a defensive assistant.


PLAYING: Trott earned three varsity letters as a defensive back at the University of North Carolina and graduated in 1976 with a degree in business. The scholar-athlete received All-Academic recognition his senior season.

PERSONAL: Robert Trott was born March 19, 1954, in Concord, N.C. and raised in Kannapolis, N.C. He starred as a prep athlete and earned All-Conference recognition as a wide receiver and defensive back at A.L. Brown (Kannapolis, N.C.) High. In addition, he earned varsity letters in wrestling and track. Trott received his master's degree in education at the University of North Carolina. Bob and his wife, Barbara, have three children, Amanda (9/9/81), Nathan (2/23/84) and Brittany (1/14/88).

BACKGROUND: Graduate assistant - North Carolina (1976-77), outside linebackers coach - Air Force Academy (1978-80), defensive backs coach - Air Force Academy (1981-83), defensive backs coach - Arkansas (1984-88), defensive coordinator - Arkansas (1989), defensive coordinator - Clemson (1990), defensive assistant - New York Giants NFL (1991-92), defensive back coach - New England Patriots NFL (1993-present).



CHARLIE WEIS



Tight Ends
5th NFL Season
2nd Patriots Season

COACHING: Charlie Weis, now in his fifth NFL season, was named tight end coach on January 25, 1993. Weis' previous NFL experience came during a three-year assignment with the New York Giants, including one season on the staff of Bill Parcells. Upon the completion of his undergraduate studies, Weis began a coaching and teaching career at Boonton High in New Jersey in 1979. He coached football, basketball and baseball, while also teaching English. In 1980, he moved to Morristown (N.J.) High, where he assumed similar responsibilities. Weis moved up to the collegiate ranks in 1985 as an assistant at South Carolina (1985-88). In 1989, Weis returned to New Jersey to accept the head coaching responsibilities at Franklin Township High, which he directed to the New Jersey State Championship title. During the '89 season, Weis assisted Tim Rooney in the New York Giants' pro personnel department. That opportunity presented Weis with the chance to display his knowledge of the game, which led to his hiring in 1990 by Bill Parcells as a defensive assistant and assistant special teams coach. Weis was then moved over to offense in 1991 and assigned to coach the Giants' running backs.

PERSONAL: Charles Weis was born March 30, 1956, in Trenton, N.J. He was an athletic and scholastic prep standout at Middlesex (N.J.) High. He then matriculated to the University of Notre Dame, where he earned his bachelor's degree in communications and education, graduating Cum Laude. While coaching at South Carolina, Weis earned his master's degree in education, finishing Cum Laude once again. Charlie and his wife, Maura, have one son, Charles Joseph (4/29/93).

BACKGROUND: Coach - Boonton (N.J.) High (1979), coach - Morristown (N.J.) High (1980-85), assistant coach - South Carolina (1985-88), head coach - Franklin Township (N.J.) High (1989), defensive assistant and special teams assistant coach - New York Giants NFL (1990), running backs coach - New York Giants NFL (1991-92), tight ends coach - New England Patriots NFL (1993-present).

ALL-TIME COACHES ROSTER

NAME	POSITION	TOTAL YEARS	YEARS OF SERVICE
Atkins, David	Offensive Backs	1	1993
Beatty, Bruce	Offensive Line	4	1969-72
Bengtson, Phil	Head Coach (Interim)	0.5	1972
Berry, Raymond	Receivers	4	1978-81
	Head Coach	5.5	1984-89
Blackmon, Don	Staff Assistant	1	1988
	Linebackers	2	1989-90
Brittenham, Dean	Strength/Conditioning	3	1985-87
Brasher, Tommy	Linebackers	3	1982-84
Bruney, Fred	Defensive Backfield	2	1962-63
Bryant, Cleve	Offensive Backfield	3	1982-84
Bullough, Hank	Defensive Line	7	1973-79
Campbell, Marion	Defensive Line	2	1962-63
Cappelletti, Gino	Special Teams	3	1979-81
Carr, Jim	Defensive Backfield	5	1985-89
Caruthers, LeBaron	Strength/Conditioning	3	1982-84
Collier, Joe.	Defensive Backfield	2	1960-61
	Defensive Coordinator	2	1991-92
Collier Joel	Asst. RB's/Wide Receivers	2	1991-92
Coury, Dick	Offensive Coordinator	2	1991-92
Crennel, Romeo	Defensive Line	1	1993
Crosby, Steve	Special Teams/TE	1	1990
Dotsch, Rollie	Outside Linebackers	2	1975-76
Elias, Bill	Defensive Backfield	2	1969-70
Endicott, Steve	Receivers	2.5	1982-84
Erber, Lew	QB's/Off. Coordinator	3	1982-84
Erhardt, Ron	Offensive Backfield	6	1973-78
	Head Coach	3	1979-81
Evans, Dick	Defensive Line	2	1971-72
Fairbanks, Chuck	Head Coach	6	1973-78
Fears, Ivan	Wide Receivers	2	1991-92
Fletcher, Tom	Defensive Backfield	2	1971-72
Gerber, Norm	Inside Linebackers	2	1991-92
Gibson, Claude	Defensive Backfield	1	1968
Grier, Bobby	Offensive Backfield	9	1981, 85-92
Groh, Al	Defensive Coordinator/LB's	1	1993
Hamilton, Ray	Asst. Defensive Line	5	1985-89
Hoaglin, Fred	Offensive Line	1	1993
Holovak, Mike	Offensive Backfield	1.5	1960-61
	Head Coach	7.5	1961-68
Humenuik, Rod	Asst. Head Coach/Off. Line	5	1985-88
	Offensive Line	3	1990-92
Jackson, Harold	Asst. Receivers/Receivers	5	1985-89
Jones, Stan	Defensive Line	2	1991-92
Khayat, Eddie	Defensive Line	5	1985-89
Kinard, Billy	Defensive Backfield	2	1979-80
Lantz, Rick	Linebackers	1	1981
Lindsey, Dale	Defensive Line	1	1990
Loudd, Rommie	Linebackers	1	1966
MacPherson, Dick	Head Coach	2	1991-92
McLaughlin, Leon	Offensive Line	1	1977
Mazur, John	Offensive Backfield	1.5	1969-70
	Head Coach	2.5	1970-72
Meyer, Ron	Head Coach	2.5	1982-84

ALL-TIME COACHES ROSTER (cont.)


NAME	POSITION	TOTAL YEARS	YEARS OF SERVICE
Meyer, John	Linebackers	4	1969-72
Miller, Burnie	Special Teams	1	1972
Miller, Red	Offensive Line	6	1960-61, 73-76
Moore, Myrel	Outside Linebackers	2	1991-92
Mora, Jim	Defensive Coordinator	1	1982
Morriss, Guy	Asst. Offensive Line	2	1988-89
Muir, Bill	Offensive Line	3	1982-84
Nelsen, Bill	Quarterbacks	2	1973-74
Nelson, Steve	Linebackers	1	1990
Palmer, Chris	Wide Receivers	1	1993
Parcells, Bill	Linebackers	1	1980
	Head Coach	1	1993
Parker, Johnny	Strength and Conditioning	1	1993
Parilli, Babe	Quarterbacks	1	1981
Perkins, Ray	Receivers	4	1974-77
	Offensive Coordinator	1	1993
Polonchek, John	Quarterbacks/Special Asst. to Head Coach	12	1975-80, 85-90
Raye, Jimmy	Off. Coordinator/QB	1	1990
Richardson, Jesse	Defensive Line	5	1965-69
Ringo, Jim	Offensive Line	4	1978-81
Roach, Dick	Defensive Backs	1	1981
Rowan, Keith	Special Teams	1	1989
Rush, Clive	Head Coach	1.5	1969-70
Rust, Rod	Defensive Coordinator	5	1983-87
	Head Coach	1	1990
Rutigliano, Sam	Off. Backs/Receivers	3	1971-73
Saban, Lou	Head Coach	1.5	1960-61
Scarnecchia, Dante	Special Teams/Tight Ends	9	1982-88, 1990-92
	Special Assistant	1	1993
Shinnick, Don	Linebackers	5	1985-89
Shurmur, Fritz	Defensive Line	4	1978-81
Sidwell, Steve	Linebackers	3	1982-84
Simmons, Jerry	Strength/Conditioning	3	1988-90
Smith, Jerry	Defensive Line	2	1960-61
Spinney, Art	Offensive Line	7	1962-68
Steckel, Les	Quarterbacks/Receivers	4	1985-88
Stoltz, Jerry	Receivers	4	1969-72
Sumner, Charlie	Linebackers/Def. Backfield	6	1973-78
	Def. Coordinator/DB	1	1990
Sweatman, Mike	Special Teams	1	1993
Taseff, Carl	Defensive Backfield	1	1964
Trott, Bob	Defensive Backs	1	1993
Uyrus, Dave	Asst. Special Teams/DL	2	1991-92
Valek, Jim	Special Teams	3	1973-75
Walker, Dick	Defensive Backs	1	1977
Walters, Steve	Defensive Backs	3	1982-84
Weaver, Larrye	Defensive Backfield	4	1973-76
Weber, Chuck	Def. Line/Backfield	4	1964-67
Weis, Charlie	Tight Ends	1	1993
West, Charlie	Defensive Backs	2	1991-92
Wood, Richard	Receivers	2	1989-90
Yewcic, Tom	Off. Backfield/Sp.Teams	3	1976-78

VETERANS





RAY AGNEW



Defensive End

6-3 • 272 • 5th Year

North Carolina State

Born: December 9, 1967

Winston-Salem, N.C.

92

Transactions: Ray Agnew was drafted by the Patriots in the first round of the 1990 NFL draft (10th player selected) ... the Patriots acquired the selection along with the eighth pick overall in the 1990 draft (LB Chris Singleton) from the Seattle Seahawks in exchange for the Patriots' first selection in 1990 (3rd overall - Cortez Kennedy).

Pro Career GP/GS (55/34):

Agnew has accumulated 194 career tackles for the Patriots, with eight quarterback sacks. **1993 (16/1):** Started at left end in the season opener at Buffalo (9/5) and played in each of the remaining 15 games as a defensive reserve ... finished the season ranked ninth on the team in tackles with 45 (29 solos) ... added 1.5 sacks and batted down two passes at the line of scrimmage ... opened the season at Buffalo (9/5) with a season-high six-tackle performance, including one sack on Jim Kelly for a 10-yard loss ... tied that season-high mark with a six-tackle outing in reserve duty against the N.Y. Jets (11/28). **1992 (14/14):** Started all 14 games played at left defensive end ... finished sixth on the team with a career-high 61 tackles (44 solos) ... recorded a season-high seven tackles in the season finale vs. Miami (12/27) ... missed games at Buffalo (11/1) and vs. New Orleans (11/8) with a dislocated left elbow ... had a sack and recovered a fumble vs. Seattle (9/20). **1991 (13/10):** Started the season at right defensive end, but sustained an injury to his hip and missed the following game vs. Cleveland (9/8) ... he also missed the Houston game (9/22) with a fractured hand ... returned to start nine games at left defensive end ... finished the season with 36 tackles (22 solos), one forced fumble and two sacks ... recorded four solo tackles and a sack at Indianapolis in the season opener (9/1) ... his season-high performance five tackles (four solos) at Buffalo (11/3) ... notched four tackles (two solos) and a sack vs. Buffalo (11/24) ... did not play at Cincinnati (12/22) due to foot injury. **1990 (12/9):** Started nine of the 12 games he played at right defensive end as a rookie ... named to the *Pro Football Weekly*, *Football News*, *Football Digest* and *College and Pro Football Newsweekly* all-rookie teams ... finished ninth on the team with 52 tackles (38 solo) ... had six tackles with three solo stops in his first career start vs. Miami (9/9) ... recorded first career sack against Cincinnati's Boomer Esiason (9/23) ... recorded a single-game career-high eight tackles vs. N.Y. Jets (9/30) ... started vs. Seattle (10/7) and had six tackles (three solo) and one-half sack ... added six tackles (four solo) in a start vs. Kansas City (12/2) ... started vs. Washington (12/15) and recorded seven tackles (six solo) ... missed final two games of the season with a knee injury.

Extra Points

- Ray has established the Ray Agnew Scholarship Fund in Winston-Salem, N.C. to benefit underprivileged children in his hometown.
- Ray was the sports editor of the newspaper at Carver High School.

College: Four-year letterman for the Wolfpack ... named Atlantic Coast Conference Player of the Year in 1989 ... finished fourth on the team in tackles as a senior with 87, including 56 solo stops and six sacks ... recorded 72 tackles and five sacks in 1988 to earn Associated Press All-America honorable mention and All-Atlantic Coast Conference first team honors at defensive tackle ... was ACC Rookie of the Year in 1986 after making 48 tackles (28 solos) and two sacks as a freshman.

Personal: Ray Mitchell Agnew, Jr. was born on December 9, 1967 in Winston-Salem, N.C. ... he was voted the defensive most valuable player as a senior at Carver High in Winston-Salem, N.C. after recording 70 tackles and 10 sacks in only seven games ... was the sports editor of the school's newspaper and a member of the National Honor Society ... majored in history at North Carolina State ... Ray remains single and has two children, Ray Mitchell III (2/26/91) and Malcolm Lamar (5/17/93).

Ray Agnew's NFL Statistics

Year	G/S	TT	UT	A	S-Yds	I-Yds	PD	FF	FR
1990 (NE)	12/9	52	38	14	3.5-27	0-0	3	1	1
1991 (NE)	13/10	36	22	14	2.0-25	0-0	0	1	0
1992 (NE)	14/14	61	44	17	1.0-4	0-0	1	0	1
1993 (NE)	16/1	45	29	16	1.5-12	0-0	2	0	0
Totals-4 yrs	55/34	194	133	61	8.0-68	0-0	6	2	2

Single-Game Career Highs


Tackles – 8 vs. N.Y. Jets (9/30/90)

Unassisted – 6 (twice) Most recent at Cincinnati (12/20/92)

Sacks – 1 (seven times) Most recent at Buffalo (9/5/93)



BRUCE ARMSTRONG



Offensive Tackle

6-4 • 284 • 8th Year

Louisville

Born: September 7, 1965

Miami, Fla.

78

Transactions: Bruce Armstrong was drafted by the Patriots in the first round of the 1987 NFL draft (23rd player selected).

Pro Career GP/GS (100/100):

Armstrong enters the 1994 season as the club's only current player to have played in 100 games for the Patriots in his career ... started 84 consecutive (non-strike) games for the Patriots before sustaining a knee injury in the eighth game of the

1992 season ... returned to anchor the offensive line once again in 1993, starting every game at left tackle ... voted to the 1990 and 1991 Pro Bowls.

1993 (16/16): Made an extraordinary recovery from a severe knee injury in

Extra Points

- Bruce is the only active player to be selected for the Patriots 35th anniversary team.
- As a tight end at Central High, Bruce set a school record with four touchdown receptions in a game as a senior.

1992 to regain his starting left tackle position in '93 ... anchored an offensive line which allowed only 23 quarterback sacks all year, second in the NFL (NY Jets allowed 21) ... offensive line allowed only one sack in the final six games of the season and helped the Patriots complete a season-ending four-game winning streak ... one of the best performances of the season came in a 38-0 triumph over Indianapolis (12/26) in which the Patriots rushed for a season-high 257 yards. **1992 (8/8):** Started the first eight games of the season at left tackle before suffering torn ligaments in his right knee at Buffalo (11/1) ... the injury broke his consecutive starting streak and eliminated any chance of making his third consecutive Pro Bowl appearance. **1991 (16/16):** Started all 16 games at left tackle and was selected to play in his second consecutive Pro Bowl ... helped the offense roll to 400 total yards in a 23-17 overtime victory vs. Indianapolis (12/8). **1990 (16/16):** Dominated his opposition all season and was rewarded by being selected to start in his first Pro Bowl at left tackle, an amazing accomplishment considering the team's 1-15 finish ... Armstrong was the team's sole representative selected, continuing a 15-year tradition of Patriots in the Pro Bowl ... named first team All-AFC by *Pro Football Weekly* ... recipient of the Jim Lee Hunt Award which is awarded annually to the team's top interior lineman. **1989 (16/16):** Played in all 16 games at right offensive tackle and was selected second-team All-AFC by UPI ... started vs. Miami (9/17) despite suffering from a hairline fracture in his right hand ... also made one solo tackle on special teams, his first career NFL tackle. **1988 (16/16):** Started all 16 games at right tackle ... elected first team All-Pro by *Football Digest* and *The Sporting News* ... earned All-AFC honors from *The Football News* and UPI ... voted second-team All-Pro by Associated Press. **1987 (12/12):** Started all 12 games at right tackle during the strike shortened season ... named Patriots' Rookie of the Year by the 1776 Quarterback Club of New England and selected on virtually every all-rookie honor team ... named co-winner (with Garin Veris) of the Jim Lee Hunt Award, which is presented annually to the club's top interior lineman as selected by the coaches ... first rookie to start on the club's offensive line since John Hannah in 1973 ... played entire season with a special shoulder harness, which was required after he injured it during both mini-camp and training camp (had surgery on the shoulder on December 30, two days after the 1987 season).

College: Moved to the offensive left tackle spot from the tight end position three days into the spring practice of 1985 (junior year) by coach Howard Schnellenberger ... started that fall and did not allow a sack in his last seven games, despite playing the position at 240 pounds ... made the transition to guard as a senior and quickly gained the reputation as one of the best pulling guards on the collegiate level ... did not allow a sack during his senior campaign ... played in the Senior Bowl after being selected AP first-team All-South Independent, as well as being selected the team's Outstanding Offensive Lineman, in 1986 ... originally recruited to Louisville as a tight end in 1983 and caught seven passes for 103 yards in five starts that season ... in 1984, he started all 11 games at tight end and finished second on the team with 26 receptions for 289 yards and three touchdowns.

Personal: Bruce Charles Armstrong was born on September 7, 1965 in Miami, Fla. ... he earned All-American honorable mention and all-county acclaim as a tight end at Central High in Miami, Fla. ... named school's top scholar-athlete as a senior ... high school coach, Rudy Barber, played for the Miami Dolphins in 1968 ... lettered three times in track and football ... majored in political science at Louisville ... his wife, Melinda Yvette Armstrong, is currently working on her master's degree in social work ... he has one daughter, Candace Lynne (4/12/84).

Additional Statistics


Special Teams Tackles – 1 (1989)

Misc. Tackles – 1 (1993)

Own Fumbles Recovered (5) – 1990 (2); 1992 (2); 1993 (1)



MIKE ARTHUR



Center

6-3 • 280 • 4th Year

Texas A & M

Born: May 7, 1968

Minneapolis, Minn.

65

Transactions: Mike Arthur was claimed by the Patriots off waivers from the Cincinnati Bengals on September 1, 1993 ... he was originally drafted by the Bengals in the fifth round of the 1991 NFL draft (130th player selected).

Pro Career GP/GS (36/27): Twenty-four of his 27 starts have come in the last two seasons, starting for two different teams ... he proved to be a valuable acquisition for New England when starting center Bill Lewis sustained a knee injury in the second game of the season. **1993 (13/11):** Claimed off waivers from the Cincinnati Bengals (9/1) and started two weeks later vs. Seattle (9/19) ... started 11 games in all, including the final five games of the season ... the Patriots averaged 338.6 yards per game to close out the season thanks in part to the consistent play of the offensive line, which allowed only one quarterback sack during that time ... as a unit, the offensive line allowed only 23 sacks all season, second in the league. **1992 (16/13):** Played in all 16 games, starting 13 at center as a member of the Cincinnati Bengals ... opened the season as the starting center in just his second season ... started the first seven games, as the Bengals started 2-0 before losing five straight ... played as a reserve during a three game, mid-season stretch (Nov. 1 through Nov. 15) ... returned to start the final six games of the season ... helped Harold Green to the first 1,000-yard season of his career (1,170 yards) ... helped the Bengals to a third-place ranking in the AFC by averaging 123.5 yards rushing per game (eighth in the NFL). **1991 (7/3):** Made his NFL debut in the third week of his rookie campaign (9/15) against Cleveland ... injuries on the Bengals line elevated Arthur to the starting lineup against Miami (12/9) ... started the final three weeks of the regular season ... played on an offensive line which allowed only 33 sacks on the season.

Extra Points

- Mike is a part owner of two Houston-based businesses, a packaging company and an electrical safety company.

College: Earned Football Writers of America All-American honors and was an all-conference selection as a senior at Texas A&M in 1990 ... finished the season as a semi-finalist for the Outland Trophy, awarded annually to the top collegiate interior lineman.


Personal: Michael Scott Arthur was born on May 7, 1968 in Minneapolis, Minn. ... he was a prep standout in football as an offensive lineman at Spring Woods High in Houston, Texas ... majored in agricultural economics at Texas A&M ... married the former Susan E. Carter on June 4, 1994.

Additional Statistics

Fumbles (Yards) – 1992 (4 for -33 yds)
Fumbles Recovered – 1991 (1); 1993 (1)



MATT BAHR



Placekicker

5-10 • 175 • 16th Year

Penn State

Born: July 6, 1956

Philadelphia, Pa.

3

Transactions: Matt Bahr was signed by the Patriots on December 14, 1993 after Philadelphia released him (12/13/93) ... originally selected by Pittsburgh in the sixth round (165th player selected) of the 1979 NFL draft ... released by the Steelers (8/31/81) and signed with San Francisco (9/8/81) ... traded by the 49ers to Cleveland for a 1983 ninth-round pick (10/6/81) ... released by the Browns (9/3/90) ... signed with the Giants (9/28/90) ... released by the Giants prior to the start of the 1993 season and signed with the Philadelphia Eagles (9/16/93).

Pro Career GP/GS (203/0):

Bahr has kicked for two Super Bowl championship teams in his career – as a rookie for the Pittsburgh Steelers (1979) and in his first season with the Giants (1990) ... currently the 14th all-time leading scorer in the NFL and fourth among active players with 1,209 points ... needs just four points to surpass his brother Chris who currently ranks 11th among the all-time leading scorers with 1,213 points ... his .718 lifetime field goal percentage ranks 14th among active kickers and 20th on the NFL's all-time list ... has converted nearly 75 percent of his kicks (68 of 91, .747) in his last four years ... third all-time scorer in playoff history with 96 points and needs just seven more points to move past Franco Harris (102) into second place ... tied a playoff record as a member of the Giants with five field goals in the 1990 NFC Championship Game at San Francisco (1/20/91) ... in three seasons with the Giants, he set a team record for the highest field goal percentage for a career by converting 55 of 73 field goals (.753) ... he is tied for the fourth longest field goal in Giants' team history with a 54-yard kick vs. Houston (12/21/91) ... in nine seasons with the Browns, he set the team record for kicking accuracy with 74.1 percent success (143 of 193) ... he led the Browns in scoring for eight of his nine seasons there ... enters the 1994 season as the Patriots' elder statesman and the league's senior placekicker. **1993 (14/0):** Released by the Giants prior to the start of the season, but was signed by Philadelphia on September 16 to replace an injured Roger Ruzek (pulled hamstring) ... converted all four PATs and both field goal attempts, including a 42-yarder with 4:57 remaining in the game for a 34-31 victory over Washington ... that kicking performance earned him the full-time kicking responsibilities ... he made his first five field goal attempts as an Eagle, but

Extra Points

- In 1978, Matt played professional soccer for the Colorado Caribous and the Tulsa Roughnecks of the NASL. He had three assists in 26 games.
- Matt hails from a soccer family. His father played on the 1950 U.S. World Cup team that beat England 1-0. His brother, Casey, played on the U.S. Olympic team in Munich in 1972.
- The Bahr's also own the distinction of being the most prolific scoring family in NFL history, as Matt and his brother Chris have combined for 2,424 total points entering the 1994 season.

struggled at mid-season, missing five of his last eight kicks before the Eagles released him on December 13 after 11 weeks with the team ... he signed with the Patriots the following day and held the kicking responsibilities for the final three weeks of the season ... in three games with the Patriots, he did not miss – converting 10 consecutive PATs and five field goals ... kicked two field goals (23 and 34 yards) in a 20-17 victory at Cleveland (12/19) ... split the uprights from 31 and 37 yards in a 33-27 overtime victory vs. Miami in the season finale (1/2/94). **1992 (12/0):** Converted 16 of 21 field goal attempts (.762) and 29 of 29 extra points to finish second on the Giants in scoring with 77 points ... played in the Giants' first 12 games and kicked field goals in consecutive games before going on injured reserve with a knee injury ... his 76.2 percent kicking accuracy ranked third in team history behind Ali Haji-Sheikh (.833 in 1984) and Raul Allegre (.769 in 1989). **1991(13/0):** Kicked a 54-yarder, the longest field goal of his career, in the Giants' season finale vs. Houston (12/21) ... provided the winning margin in victories over three teams for whom he had formerly played (San Francisco, Cleveland and Pittsburgh) ... two of those games were won with last-second field goals by Bahr ... the first was in the season opener vs. San Francisco (9/2) when he kicked a 35-yard field goal with only :05 remaining in the game to give the Giants a 16-14 victory ... three weeks later, a 48-yard kick gave the Giants a 13-10 advantage vs. Cleveland (9/22) ... three weeks later, at Pittsburgh (10/14), he converted a 44-yard kick with just :04 remaining in the game to secure a 23-20 Giants victory. **1990 (13/0):** Signed with the Giants three games into the season after being released by the Browns (9/3) ... replaced the Giants' Raul Allegre after suffering a groin injury ... provided a game-winning kick in a 20-19 victory vs. Phoenix (10/21) with a 40-yard field goal as time expired ... added a 27-yard kick in a 13-10 victory over New England (12/30) ... kicked one of the most dramatic kicks of his distinguished career in the 1990 NFC Championship Game when he booted a 42-yard field goal as time expired to give the Giants a 15-13 victory over San Francisco (1/20/91) ... that field goal was his fifth of the game ... the following week, he converted field goals from 28 and 21 yards in a 20-19 victory over the Buffalo Bills in Super Bowl XXV (1/27/91) ... he was the first placekicker ever named to the All-Madden Team as the result of his fine kicking, five special teams tackles and a facemask penalty. **1989 (16/0):** Led the Browns with 88 points and surpassed the 600-point plateau for his career ... kicked a 32-yard field goal vs. Minnesota (12/17) with :24 remaining in the game to tie it at 17-17 ... the Browns went on to win the game in overtime ... kicked a 48-yarder vs. Denver (10/1) as time expired to give the Browns a 16-13 victory. **1988 (16/0):** Voted the Browns' Offensive MVP by the Cleveland Touchdown Club and Browns Backers ... converted 24 of 29 field goal attempts (.828), fourth-best percentage in the NFL and the second-highest of his career ... equaled a single season career-high with 104 points (tied 104 points scored in 1979) ... 104-point total was the second time he had surpassed the 100-point plateau with the Browns – only Jim Brown recorded more 100-point seasons ... recorded five special teams tackles, including a touchdown-saving tackle on an Allen Pinkett kickoff return in the Browns' playoff-clinching 28-23 victory over Houston (12/18) ... kicked three field goals the following week in a 24-23 Wild Card playoff loss vs. Houston (12/24). **1987 (3/0):** Played in the Browns' final three regular season games and two playoff games after spending the majority of the season on the physically unable to perform list recovering from the knee injury he sustained in 1986 ... converted four of five regular season attempts, missing only a 37-yarder which hit the right upright at L.A. Raiders (12/20) ... successful on two of three field goal attempts and all nine extra points in two playoff games. **1986 (12/0):** Converted 20 of 26 field goals (.769) and all 30 PATs prior to suffering a season-ending injury vs. Pittsburgh (11/23) when he made a touchdown saving stop on a return by the Steelers' Lupe Sanchez ... he was on pace to kick a club-record and individual career-high 26 field goals prior to the injury ... placed in injured reserve list on November 25 ... kicked a season-long 52-yarder vs. Minnesota (10/26), tying the fourth longest kick in club history. **1985 (16/0):** Converted 14 of 18 field goal attempts (.778) and 35 of 35 PATs ... had a career-long streak of 14 consecutive field

goals snapped when he missed a 36-yard attempt vs. New England (10/6). **1984 (16/0):** Broke Lou "The Toe" Groza's 31-year-old Browns' record for the most field goals in a single season when he booted his 24th at Houston in the season finale ... finished the season hitting 12 consecutive field goals ... shared the league lead with the Steelers' Gary Anderson for the most successful field goals made during the season (24) ... ranked eighth in scoring with 97 points. **1983 (16/0):** Led the NFL and set a single season career-high kicking percentage by making 21 of 24 attempts (.875), second behind Lou Groza's 88.5 percent mark (1953) in Browns' history ... ended the season converting 17 of 18 field goals, including his last nine. **1982 (9/0):** Helped defeat his former teammates when the Browns defeated Pittsburgh (12/19) by a score of 10-9 as Bahr hit a 44-yard field goal and an extra point ...kicked a 52-yard field goal at the Raiders (1/8/83), which equaled the NFL record at the time for the longest field goal in postseason play. **1981 (15/0):** Released by the Steelers in favor of Gary Anderson on August 31 and signed with San Francisco on September 8 ... traded to Cleveland for a ninth round choice on October 6 ... played in 11 games for Cleveland and led the team with 61 points ... kicked a 24-yard field goal with :43 left to play in a 15-12 triumph over San Francisco (11/15) during the 49ers Super Bowl XVI championship season. **1980 (16/0):** Led the Steelers in scoring for the second consecutive season, connecting on 19 of 28 field goal attempts and 39 of 42 PATs for 96 points ... finished his Steeler career with 200 points. **1979 (16/0):** Named to UPI All-Rookie team while leading the Steelers in scoring during their fourth Super Bowl Championship season in the '70s ... his 104 points scored set a Steeler rookie record ... capped his rookie season with a 41-yard field goal in the Steelers' 31-19 Super Bowl triumph over the L.A. Rams (1/20/80) ... kicked a clutch 21-yard field goal vs. the Browns (11/25) to tie the game with 24 seconds left in regulation to send the game to overtime ... he followed with a game-winning 37-yard kick with only :09 remaining in overtime to win 33-30.

College: Set NCAA records during his senior year at Penn State for field goals (22) and field goal percentage (.815), each of which have since been surpassed ... scored 191 points during his collegiate career, third most in Penn State history ... in three seasons, he connected on 39 of 61 field goal attempts and 74 of 77 extra points ... beat out his brother, Chris, as the placekicker on the Penn State all-time team.

Personal: Matthew David Bahr was born on July 6, 1956 in Philadelphia, Pa. ... he starred as a prep football and soccer player at Neshaminy Langhorne High in Langhorne, Pa. ... brother Chris kicked for the Cincinnati Bengals, Oakland-Los Angeles Raiders and the San Diego Chargers during his 14-year NFL career (1976-89) ... Matt earned his bachelor's degree in electrical engineering and his master's degree in business administration at Penn State ... four-year starter on the Penn State soccer team and was elected team captain his senior year ... remains extremely active in working with youth-related charities and organizations ... Matt and his wife, Maresa, have three children, two daughters, Lindsey Davies (11) and Caitlin Dorothy (7), and one son, Connor Matthew (2).

Single-Game Career Highs

Regular Season

Most Points - 15 (2 times) Most recent at Pittsburgh (9/10/89)
 Most FG Attempts - 5 (3 times) Most recent vs. Denver (10/1/89)
 Most FG Made - 4 (3 times) Most recent vs. Miami (11/10/86)
 Longest FG - 54 vs. Houston (12/21/91)
 Most PATs - 6 (4 times) Most recent at Pittsburgh (9/10/89)

Postseason

Most Points - 15 at San Francisco (1/20/91)
 Most FG Attempts - 6 at San Francisco (1/20/91)
 Most FG Made - 5 at San Francisco (1/20/91)
 Longest FG - 52 at Raiders (1/8/83)
 Most PATs - 5 vs. Indianapolis (1/9/88)

Matt Bahr's NFL Statistics

Regular Season							
Scoring	G	PATs	Pct	FGs	Pct	Lg	Points
1979 (Pitt)	16	50-52	.962	18-30	.600	46	104
1890 (Pitt)	16	39-42	.929	19-28	.679	48	96
1981 (SF/Cle)	15	34-34	1.000	15-26	.577	47	79
1982 (Cle)	9	17-17	1.000	7-15	.467	46	38
1983 (Cle)	16	38-40	.950	21-24	.875	47	101
1984 (Cle)	16	25-25	1.000	24-32	.750	50	97
1985 (Cle)	16	35-35	1.000	14-18	.778	45	77
1986 (Cle)	12	30-30	1.000	20-26	.769	52	90
1987 (Cle)	3	9-10	.900	4-5	.800	31	21
1988 (Cle)	16	32-33	.970	24-29	.828	47	104
1989 (Cle)	16	40-40	1.000	16-24	.667	48	88
1990 (NYG)	13	29-30	.967	17-23	.739	49	80
1991 (NYG)	13	24-25	.960	22-29	.759	54	90
1992 (NYG)	12	29-29	1.000	16-21	.762	47	77
1993 (Phi/NE)	14	28-29	.966	13-18	.722	48	67
Totals-15 yrs.	203	459-471	.975	250-348	.718	54	1,209

Field Goals	1-19	20-29	30-39	40-49	50+	Total
1979 (Pitt)	0-0	6-6	6-11	6-12	0-1	18-30
1980 (Pitt)	2-2	8-9	7-10	2-6	0-1	19-28
1981 (SF/Cle)	3-3	5-7	5-10	2-5	0-1	15-26
1982 (Cle)	1-1	2-4	1-3	2-7	0-0	7-15
1983 (Cle)	1-1	9-9	5-6	6-7	0-1	21-24
1984 (Cle)	3-3	12-12	2-7	6-9	1-1	24-32
1985 (Cle)	1-1	2-2	8-9	3-5	0-1	14-18
1986 (Cle)	4-4	7-9	7-8	1-2	1-3	20-26
1987 (Cle)	0-0	2-2	2-3	0-0	0-0	4-5
1988 (Cle)	1-1	10-12	8-10	5-6	0-0	24-29
1989 (Cle)	0-0	5-5	6-8	4-9	1-2	16-24
1990 (NYG)	2-2	7-7	3-3	5-9	0-2	17-23
1991 (NYG)	0-0	6-6	6-8	9-12	1-3	22-29
1992 (NYG)	2-2	1-1	10-11	3-5	0-2	16-21
1993 (Phi/NE)	1-1	5-7	5-5	2-5	0-0	13-18
Totals-15 yrs.	21-21	88-98	81-112	56-99	4-18	250-348
Accuracy	(1.000)	(.898)	(.723)	(.566)	(.222)	(.718)

Additional Statistics

Special Teams Tackles (12): 1990 (5); 1991 (4); 1992 (3).

Rushing: 1988 (1 carry for -8 yards)

Split Seasons

1981- San Francisco 4 games / Cleveland 11 games

1993- Philadelphia 11 games / New England 3 games

Matt Bahr's Field Goal Breakdowns

Overall: 250-348 (.718) [Home: 128-181 (.707), Away: 122-167 (.731)]

vs. NFC: 81-119 (.680) [Home: 43-61 (.705), Away: 47-57 (.825)]

vs. AFC: 169-229 (.738) [Home: 84-119 (.706), Away: 85-110 (.773)]

On Artificial Turf: 131-177 (.740)

On Grass: 119-171 (.696)

In Domes: 26-39 (.666)

Scoring	GP	Postseason		FGs	Pct	Lg	Total
		PATs	Pct				
1979 (Pitt)	3	11-12	.917	3-4	.750	41	20
1982 (Cle)	1	1-1	1.000	1-1	1.000	52	4
1985 (Cle)	1	3-3	1.000	0-0	—	—	3
1986 (Cle)		Injured Reserve					
1987 (Cle)	2	9-9	1.000	2-3	.667	24	15
1988 (Cle)	1	2-2	1.000	3-3	1.000	33	11
1989 (Cle)	2	7-7	1.000	2-3	.667	47	13
1990 (NYG)	3	6-6	1.000	8-9	.889	46	30
Totals-8 yrs	13	39-40	.975	19-23	.826	52	96

Field Goals	1-19	20-29	30-39	40-49	50+	Total
1979 (Pitt)	0-0	1-1	1-1	1-2	0-0	3-4
1982 (Cle)	0-0	0-0	0-0	0-0	1-1	1-1
1985 (Cle)	0-0	0-0	0-0	0-0	0-0	0-0
1986 (Cle)		Injured Reserve				
1987 (Cle)	0-0	2-2	0-0	0-1	0-0	2-3
1988 (Cle)	0-0	2-2	1-1	0-0	0-0	3-3
1989 (Cle)	0-0	0-0	0-0	2-3	0-0	2-3
1990 (NYG)	0-0	3-3	1-2	4-4	0-0	8-9
Totals-8 yrs	0-0	8-8	3-4	7-10	1-1	19-23
	(—)	(1.000)	(.750)	(.700)	(1.000)	(.826)

NFL's Top 20 All-Time Leading Scorers

	PLAYER	YRS	TD	PAT	FG	TOTAL
1.	George Blanda	26	9	943	335	2,002
2.	Jan Stenerud	19	0	580	373	1,699
3.	Lou Groza	21	1	810	264	1,608
4.	Nick Lowery*	14	0	486	329	1,473
5.	Pat Leahy	18	0	558	304	1,470
6.	Jim Turner	16	1	521	304	1,439
7.	Mark Moseley	16	0	482	300	1,382
8.	Jim Bakken	17	0	534	282	1,380
9.	Fred Cox	15	0	519	282	1,365
10.	Eddie Murray*	13	0	432	277	1,263
11.	Jim Breech	14	0	517	243	1,246
12.	Gary Anderson*	12	0	284	285	1,239
13.	Chris Bahr	14	0	490	241	1,213
14.	Matt Bahr*	14	0	459	250	1,209
15.	Morten Anderson*	12	0	380	274	1,202
16.	<i>Gino Cappelletti</i>	<i>11</i>	<i>42</i>	<i>350</i>	<i>176</i>	<i>1,130</i>
17.	Ray Wersching	15	0	456	222	1,122
18.	Norm Johnson*	12	0	444	222	1,110
19.	Don Cockroft	13	0	432	216	1,080
20.	Garo Yepremian	14	0	444	210	1,074


* denotes players who were active at the end of the 1993 season.

CLOSE CALLS

Last year, the Patriots set a club record by playing in eight games whose outcomes were decided by three points or less. That broke the previous record of six close calls in 1988. In the 35-year history of the franchise, the Patriots have played in 91 games which have been decided by three points or less. At home, they have a 15-26-6 record. On the road, the Patriots are 16-25-3.



HARLON BARNETT



Safety

5-11 • 200 • 5th Year

Michigan State

Born: January 2, 1967

Cincinnati, Ohio

42

Transactions: Harlon Barnett was claimed by the Patriots off waivers from the Cleveland Browns on August 31, 1993 ... he was originally drafted by Cleveland in the fourth round of the 1990 draft (101st player selected).

Pro Career GP/GS (52/22): Became a full-time starter at free safety in his first year with the Patriots ... offered valuable secondary experience to a young defensive backfield in New England ... recorded his first NFL sack in 1991 and his first career interception last season with the Patriots. **1993 (14/12):** Started in his first game with the Patriots, the season opener at Buffalo (9/5), and led the team with 10 tackles after being claimed off waivers (8/31) ... recorded a career-high 12 tackles (9 solos) the following week at Detroit (9/12) ... started the first 12 games of the season, but suffered a groin pull at Pittsburgh (12/5) and was limited to reserve duty in the final four games ... he was listed among the inactives vs. Cincinnati (12/12) and vs. Indianapolis (12/26) ... finished tied for third on the team with 77 total tackles (54 solos) and fourth with six passes defended on the year ... his 77 tackles were 11 more than he had recorded in his first three seasons with the Browns ... added two special teams tackles ... grabbed his first career interception (off Rick Mirer) at Seattle (10/24) and returned it 40 yards, which led to a 19-yard field goal to give the Patriots a 9-3 advantage at the time. **1992 (16/0):** Played in all 16 games for the Browns as a key reserve and special teams player ... saw limited action at free safety, backing up Eric Turner ... finished fourth on the team with 11 special teams tackles ... added four regular season tackles ... batted away two passes vs. Chicago (11/29), including one tip that was intercepted by Everson Walls to seal the 27-14 victory. **1991 (16/10):** Played in all 16 games with 10 starts, including the first nine of the season at safety ... logged 60 tackles (sixth on the team), including one quarterback sack ... batted down one pass and caused three fumbles ... recorded seven special teams tackles ... recorded a season-high 10 tackles (five solos) vs. San Diego (10/20) ... had seven tackles (five solos) in first pro start vs. Dallas (9/1). **1990 (6/0):** Spent first 10 weeks of his rookie campaign on injured reserve ... played in the final six games of the season, logging four tackles and three special teams tackles.

Extra Points

- Harlon plans to pursue a career in broadcasting following his playing career. He interned with an ABC affiliate in Cleveland in 1992. On one assignment, he acted as both the interviewer and the interviewee (with a little creative splicing) on the subject of Plan B Free Agency.

College: Four-year letterman at Michigan State ... converted from cornerback to safety prior to his senior season ... accumulated 73 tackles (51 solos) and three interceptions during his senior campaign with the Spartans ... earned first team All-American honors from *The Sporting News*, and was named first team All-Big Ten in 1989 ... one of 10 finalists for the Thorpe

award (given to the nations best defensive back) as a senior ... was the recipient of the MSU President's Award as the school's outstanding senior back ... began the 1988 season at cornerback, but suffered a stress fracture in his left foot, causing him to miss the remainder of the season after only four games ... started his sophomore season at safety, but was moved to right cornerback by mid-season ... received limited playing time during his freshman campaign, recording only nine tackles.

Personal: Harlon Barnett was born on January 2, 1967 in Cincinnati, Ohio ... football and basketball standout at Princeton High in Cincinnati, Ohio ... once recorded nine interceptions during a four-game span in high school ... majored in business administration at Michigan State ... earned his master's degree in sociology from Cleveland State during the recent offseason ... his father, Carlis, nicknamed Harlon "Da Bang Stick" for his ferocious hits ... "a bang stick is like an underwater cattle prod," explained Carlis, "Harlon's got one on each shoulder" ... Harlon graduated from the Connecticut School of Broadcasting during the 1992 offseason ... he aspires to be a sports analyst following his playing career ... provided commentary for high school football game broadcasts while in Cleveland ... Harlon and his wife, Tammy, have one son, Harlon Barnett, Jr. (12/20/93).

Harlon Barnett's NFL Statistics

Year	GP/GS	TT	UT	A	S-Yds	I-Yds	PD	FF	FR	SpT
1990 (Cle)	6/0	2	1	1	0-0	0-0	0	0	0	3
1991 (Cle)	16/10	60	37	23	1-8	0-0	1	3	0	7
1992 (Cle)	16/0	4	4	0	0-0	0-0	3	0	0	11
1993 (Cle)	14/12	77	54	23	0-0	1-40	6	0	0	2
Totals-4 yrs	52/22	143	96	47	1-8	1-40	10	3	0	23

Additional Statistics

Kickoff Returns – 1990 (1-15)

Single-Game Career Highs


Tackles – 12 vs. Detroit (9/12/93)

Unassisted – 9 vs. Detroit (9/12/93)

Assists – 5 (twice) Most recent Cleveland at San Diego (10/20/91)



DAVID BAVARO



Linebacker

6-1 • 237 • 4th Year

Syracuse

Born: March 27, 1967

Danvers, Mass.

52

Transactions: David Bavaro signed with the Patriots on September 29, 1993 after being released from Minnesota (8/30/93) ... he was originally drafted by the Cardinals in the ninth round (225th player selected) of the 1990 NFL draft ... released by the Cardinals (9/27/90) and was signed to their practice squad (10/1/90) ... activated from the practice squad (10/13/90) ... signed with Buffalo as a Plan B free agent (3/30/91) and was released (9/10/91) ... signed with Minnesota as a free agent (4/24/92) and was released (8/31/92) ... re-signed with Minnesota (11/24/92).

Pro Career GP/GS (34/0): Bavaro has played in 34 games in four different stops in his four-year career ... he has been used exclusively as a defensive reserve and special teams performer. **1993 (12/0):** Participated in 12 games, receiving the majority of his playing time on special teams ... completed the season with one defensive tackle, six special teams tackles and one fumble recovery ... registered one defensive tackle during Cincinnati clash (12/12) ... his recovery of a Ronnie Harris fumble on a punt return at Pittsburgh (12/5) resulted in a five-play, 81-yard scoring drive ... his fumble recovery on a punt at Phoenix resulted in a Scott Sisson field goal in the Patriots 23-21 victory. **1992 (5/0):** Appeared in the final five games of the season ... signed with the Vikings as a free agent in April, but was released at the end of training camp ... re-signed with the team on November 24, prior to the Rams game (11/29) ... played mostly as a reserve linebacker and special teams performer ... finished the season with six special teams stops ... scored a touchdown in a preseason game, when he fell on a loose ball in the end zone vs. Kansas City (8/8). **1991 (2/0):** Signed with the Buffalo Bills as a Plan B free agent and was active for the first two games of the season ... was released after the second game and did not record any defensive statistics. **1990 (15/0):** Played in 15 games as a rookie for the Phoenix Cardinals ... recorded 10 tackles (seven solo) ... he was released (9/27), but resigned to the practice squad (10/1) ... activated from practice squad two weeks later (10/13) and completed the season on the active roster.

Extra Points

- David stems from a football family. His father Anthony played for the San Francisco 49ers and his brother Mark is a tight end for the Philadelphia Eagles.
- David met Jesse Owens as an 11-year-old, while competing in the Jesse Owens Games.

College: Four-year letterman at Syracuse ... finished his career listed fourth on the school's all-time annals with 402 tackles ... as a senior in 1989, he posted 121 stops (52 solo) and was selected second-team All-Big East ... recorded a season-high 17 tackles against Penn State ... led the Orangemen with 126 tackles as a junior, while earning All-Big East honorable mention ... compiled a team-high 102 tackles as a sophomore ... started two games as a freshman.

Personal: David Anthony Bavaro was born on March 27, 1967 in Danvers, Mass. ... he attended Danvers (Mass.) High, where he earned all-state honors as a linebacker ... majored in history at Syracuse ... single.

David Bavaro's NFL Statistics


Year	G/S	TT	UT	A	S-Yds	I-Yds	PD	FF	FR	SpT
1990 (Pho.)	15/0	10	7	3	0-0	0-0	0	0	0	1
1991 (Buf.)	2/0	0	0	0	0-0	0-0	0	0	0	0
1992 (Minn.)	5/0	0	0	0	0-0	0-0	0	0	0	6
1993 (NE)	12/0	1	1	0	0-0	0-0	0	0	2	6
Totals-4 yrs	34/0	11	8	3	0-0	0-0	0	0	2	13

Additional Statistics

Playoff Games – 1992 (1)



DREW BLEDSOE



Quarterback

6-5 • 233 • 2nd Year

Washington State

Born: 2/14/72

Ellensburg, Wash.

11

Transactions: The Patriots selected Bledsoe with the first overall pick in the 1993 NFL draft.

Pro Career GP/GS (13/12): Quarterbacked a Patriots' offense that improved from its 27th ranking in '92 to 12th in '93, an improvement of 15 positions ... led a passing attack that jumped 14 places in the NFL, from 26 to 12 ... opened his rookie season as the starting quarterback until a mid-season injury sidelined him for three games. **1993 (13/12):** Became just the second quarterback in team history to start a season opener as a rookie (Jim Plunkett started in his NFL debut in 1971) ... rewrote the Patriots rookie passing records by finishing the

season with 214 completions on 429 attempts for 2,494 yards and 15 touchdowns, each of which set rookie team records ... voted Rookie of the Year by the Patriots' Quarterback Club ... his 2,494 yards rank fourth all-time on the NFL's rookie quarterback list and 10th all-time among the Patriots' career passing leaders ... his 429 passing attempts was the fourth-highest for a single season in team history while his 214 completions placed him fifth ... saved his best game for the season finale, throwing for a career-high 329 yards, completing 27 of 43 passes, including four touchdowns in 33-27 overtime victory vs. Miami (1/2/94) ... named Miller Lite Player of the Game for his efforts vs. Miami ... he became the first Patriots quarterback since Hugh Millen (12/8/91) to throw for 300 yards in one game ... teamed with Michael Timpson on the 36-yard touchdown pass that won the game in overtime ... threw eight touchdowns and only two interceptions during the four-game winning streak that ended the season ... was sacked only 16 times all season, including one streak of 14 quarters without a sack ... threw for second highest total of season, 296 yards, completing 18 of 48 passes, in 17-14 heartbreaking loss at Pittsburgh (12/5) ... inactive for three games (vs. Houston 10/17, at Seattle 10/24 and at Indianapolis 10/31) after injuring his left knee just before halftime of the 23-21 victory at Phoenix 10/10 ... completed 29 passes vs. Detroit (9/12), tying him fourth, with Tony Eason (at Indianapolis 11/18/84), for most completions in a game for the Patriots.

College: Despite only starting 28 games during his collegiate career, he ranks second on the school's all-time passing list with 7,373 yards, topped only by Jack Thompson's 7,818 yards (1975-78, 44 games) ... his 46 touchdowns and 532 completions are second on WSU's career lists behind

Extra Points

- During the offseason, Drew established the Albert S. "Stu" Bledsoe Endowed Football Scholarship, a \$150,000 endowment to his alma mater. The scholarship was named in the honor of Drew's grandfather.
- Tommy Knecht is the only quarterback to have started ahead of Drew for an entire season ... in the seventh grade at Pioneer Junior High (Walla Walla, Wash.) in 1984. Drew was moved to tight end.

Thompson's 53 scores and 601 completions ... selected second team All-American by *The Poor Man's Guide to the NFL Draft* ... named All-Pac 10 and was ninth in the nation in total offense averaging 247.0 yards per game ... started every game, completing 211 of 386 passes for 2,770 yards and 18 touchdowns ... hit on 37 of 66 passes for a school-record 413 yards against Montana ... chosen Pac-10 Player of the Week after hitting on 18 of 30 passes for 259 yards and a touchdown in blizzard-like conditions against Washington ... broke his own school-record by throwing for 476 yards (30 of 46) and tied another record with an 87-yard pass, as the Cougars rolled up 636 total yards in a Copper Bowl victory over Utah ... All-Pac 10 conference second team pick as a sophomore after completing 199 of 358 passes (.556) for 2,741 yards ... his 2,647 yards in total offense ranked fourth-best in school history ... he became the first true freshman to start for Washington State in over 30 years in 1990.

Personal: Born Drew Bledsoe on February 14, 1972 in Ellensburg, Wash. ... majored in education at Washington State ... selected first team all-state by the *Tacoma News Tribune* after senior year at Walla Walla (Wash.) High ... selected among numerous local and regional all-star teams, including the Western 100, Northwest Nugget, *Super Prep's* Far West Offensive Player of the Year, *Long Beach Press Telegram* "Best of the West", *Seattle Times* Blue Chip and Washington State Player of the Year honors ... also lettered in basketball ... parents are both teachers ... has same birthdate as Buffalo Bills quarterback Jim Kelly ... single.

Drew Bledsoe's NFL Statistics

Passing	G/S	Att	Comp	Pct	Yds	TD	Int	Lg	Rating
1993 (NE)	13/12	429	214	49.9	2494	15	15	54t	65.0
Totals-1 yr.	13/12	429	214	49.9	2494	15	15	54t	65.0

Rushing	No	Yds	Avg	Lg	TD
1993 (NE)	28	73	2.6	15	0
Totals-1 yr.	28	73	2.6	15	0

Additional Statistics

Fumbles/Lost/Rec. – 1993 (8/4/5)

Sacks /Yds Lost – 1993 (16/99)

Single-Game Career Highs

Attempts – 49 vs. Detroit (9/12/93)

Completions – 28 vs. Detroit (9/12/93)

Pct. – .818 (9 of 11) vs. Indianapolis (12/26/93)

Yards – 329 vs. Miami (1/2/94)

TDs – 4 vs. Miami (1/2/94)

Interceptions – 5 at Pittsburgh (12/5/93)

Long – 54t at Buffalo (9/5/93)

Sacks – 3 (twice) Most recent: at New York Jets (9/26/93)

300-yard games – 1 vs. Miami (1/2/94)

Rushes – 6 vs. Miami (1/2/94)

Yards – 27 vs. Miami (1/2/94)

Long – 12 vs. Miami (1/2/94)

TDs – 0

Drew Bledsoe vs. 1994 Opponents

Opponents	W-L	Att	Comp	Pct	Yds	TD	Int	Lg	S-Yds
Bills	0-2	46	22	47.8	244	2	1	54t	4/22
Colts	1-0	11	9	81.8	143	2	0	30	0/0
Dolphins	1-1	85	50	58.9	604	5	2	42	2/14
Jets	1-1	60	29	48.3	329	0	3	44	3/15
Bengals	1-0	22	11	50.0	106	1	0	18	0/0
Browns	1-0	47	19	40.4	210	1	1	24	1/4

Top Five Rookie Quarterback Performances of All-Time

Year	Player	G/S	Att	Comp	Pct.	Yds	TD	Int	Rating
1993	Rick Mirer	16/16	486	274	56.4	2833	12	17	67.0
1976	Jim Zorn	14/14	439	208	47.4	2571	12	27	49.2
1970	Dennis Shaw	14/13	321	178	55.5	2507	10	20	65.3
1993	Drew Bledsoe	13/12	429	214	49.9	2494	15	15	65.0
1961	Norm Snead	14/14	375	172	45.9	2337	11	22	51.6

Other Rookie Year Comparisons

Year	Player	G/S	Att	Comp	Pct.	Yds	TD	Int	Rating
1983	Dan Marino	11/9	296	173	58.4	2210	20	6	96.0
1989	Troy Aikman	11/11	293	155	52.9	1749	9	18	55.7
1983	John Elway	11/10	259	123	47.5	1663	7	14	54.9
1987	Vinny Testaverde	6/4	165	71	43.0	1081	5	6	60.2
1979	Joe Montana	16/1	23	13	56.5	96	1	0	80.9

Drew Bledsoe's Firsts

Start – 1993 season opener at Buffalo, (9/5/93)

Attempt – Incomplete to Leonard Russell, at Buffalo (9/5/93)

Comp. – 7-yard pass to FB Sam Gash, (third attempt) at Buffalo (9/5/93)

Touchdown Pass – 54 yard pass to TE Ben Coates, at Buffalo (9/5/93)

Interception – James Williams, six yard return, at Buffalo (9/5/93)

Sack – Cornelius Bennett, six yard loss, at Buffalo (9/5/93)

200-yard game – 239 yards 28-49, 1 td, 1 int., vs. Detroit (9/12/93)

300-yard game – 329 yards 27-43, 4 tds, 1 int., vs. Miami (1/2/94)

4 touchdown game – vs. Miami (1/2/94)

Drew Bledsoe's Game-By-Game Passing Totals

Date	Opponents	Att	Cmp	Pct	Yards	TD	Lg	Int	Sacks	Y/L
9/05	at Buffalo	30	14	.467	148	2	54t	1	3	-13
9/12	DETROIT	49	28	.571	239	1	38	1	2	-8
9/19	SEATTLE	44	20	.455	238	1	25	2	2	-15
9/26	at NY Jets	42	19	.452	195	0	44	2	3	-15
10/10	at Phoenix	17	8	.471	85	1	20	0	2	-18
10/17	HOUSTON				Inactive					
10/24	at Seattle				Inactive					
10/31	at Indianapolis				Inactive					
11/07	BUFFALO	16	8	.500	96	0	26	0	1	-9
11/21	at Miami	42	23	.548	275	1	40t	1	2	-14
11/28	NY JETS	18	10	.556	134	0	24	1	0	0
12/05	at Pittsburgh	48	18	.375	296	1	48	5	0	0
12/12	CINCINNATI	22	11	.500	106	1	18	0	0	0
12/19	at Cleveland	47	19	.404	210	1	24	1	1	-4
12/26	INDIANAPOLIS	11	9	.818	143	2	30	0	0	0
1/02	MIAMI	43	27	.628	329	4	42	1	0	0

1993 Totals 429 214 .499 2494 15 54t 15 16 -96


Drew Bledsoe's Game-By-Game Rushing Totals

Date	Opponents	No	Yds	Avg	Lg	TD
9/05	at Buffalo	3	6	2.0	6	0
9/12	DETROIT	3	10	3.3	7	0
9/19	SEATTLE	1	1	1.0	1	0
9/26	at NY Jets	-	-	-	-	-
10/10	at Phoenix	1	0	0.0	0	0
10/17	HOUSTON			inactive		
10/24	at Seattle			inactive		
10/31	at Indianapolis			inactive		
11/07	BUFFALO	5	14	2.8	15	0
11/21	at Miami	1	12	12.0	12	0
11/28	NY JETS	-	-	-	-	-
12/05	at Pittsburgh	5	-1	-0.2	2	0
12/12	CINCINNATI	2	2	1.0	1	0
12/19	at Cleveland	-	-	-	-	-
12/26	INDIANAPOLIS	1	2	2.0	2	0
1/02	MIAMI	6	27	4.5	12	0

1993 Totals 28 73 2.6 15 0



VINCENT BRISBY



Wide Receiver

6-2 • 188 • 2nd Year

Northeast Louisiana

Born: January 25, 1971

Houston, Texas

82

Transactions: Vincent Brisby was selected with the final pick in the second round of the 1993 draft (58th overall).

Pro Career GP/GS (16/12): Participated in all 16 games, starting 12 at wide receiver ... emerged as steady, reliable receiver over the course of his rookie season ... named to the Pro Football Writers Association and *Football News*' all-rookie teams. **1993 (16/12):** Concluded a productive rookie season by finishing second on team with 45 catches for 626 yards and two touchdowns ... led all rookie wide receivers, second among NFL rookies, with 45 catches – Miami's RB Terry Kirby led with 75 ... his 45 receptions ranked third in team history among rookie wide receivers (behind Randy Vataha's 51 in 1971 and Hart Lee Dykes' 49 in 1989)... recorded six catches for 86 yards, his best output of the season at Miami (11/21) ... scored his first career touchdown in the second week of the season on a two-yard grab vs. Detroit (9/12) to tie the game with only :02 remaining in the game ... started in his NFL debut in the season opener at Buffalo (9/5) ... he caught his first professional pass, a 16-yard toss from Drew Bledsoe at Buffalo (9/5).

Extra Points

- Indianapolis' RB Roosevelt Potts, the Raiders' RB Greg Robinson and Seattle's G Jeff Blawsheer were all seniors with Vincent at Northeast Louisiana in 1992. In 1993, both Potts and Robinson led their respective teams in rushing, while Brisby finished second among Patriot receivers.

College: Three year letterman at Northeast Louisiana ... set a school record for career touchdown receptions with 17 ... finished his career with 97 catches for 1,864 yards, ranking seventh and fourth respectively on the Indians' all-time receiving annals ... rated the best receiver in the country at the Division I-AA level and named to the "Super Sleeper Team" by *The Poor Man's Guide to the NFL Draft* ... earned first team All-America acclaim from Associated Press and *The NFL Draft Report* as a senior ... snared 56 passes for 1,050 yards (18.8 avg.) and nine touchdowns, setting school records for yards and tying another for touchdown grabs ... named National Offensive Player of the Week by *The Poor Man's Guide* after making 10 catches for a school-record 227 yards, including a 51-yard touchdown and a two-point conversion vs. Southwestern Louisiana ... garnered first team All-Southland honors and received All-American honorable mention from *The Poor Man's Guide*, despite starting only three games at split end during his junior year ... finished season with 33 receptions for a league-leading 699 yards (21.2 avg.) ... saw limited action in three games, totaling eight receptions for 115 yards (14.4 avg.) ... did not play during his freshman campaign.

Personal: Born Vincent Cole Brisby on January 25, 1971 in Houston, Texas ... majored in business at Northeast Louisiana ... garnered first team all-

state (Louisiana) honors as a wide receiver at Washington-Marion High in Lake Charles, La. with 52 receptions for 925 yards and 17 touchdowns ... voted district's Outstanding Offensive Player while leading his team to the state championship game ... received all-state acclaim in track as a member of the relay team ... was a member of Phi Beta Sigma ... Vincent is single, with one son , Donovan Hebert (8-20-87).

Vincent Brisby's NFL Statistics

Receiving	G/S	No	Yds	Avg	Lg	TD
1993 (NE)	16/12	16	293	18.3	44	1
Totals-1 yr.	16/12	16	293	18.3	44	1

Additional Statistics

Misc. Tackles – 1993 (4)

Fumbles/Lost/Rec. – 1993 (1/0/1)

Single-Game Career Highs

Receptions – 6 (3 times) Most recent vs. Miami (1/2/94)

Yards – 86 at Miami (11/21/93)

Average – 21.7 (3 for 65) at Phoenix (10/10/93)

TDs – 1 (twice) Most recent vs. Miami (1/2/94)

Vincent Brisby's Game-By-Game

1993	Opponent	No	Yds	Avg	Lg	TD
9/05	at Buffalo	1	16	16.0	16	0
9/12	DETROIT	5	52	10.4	14	1
9/19	SEATTLE	3	39	13.0	20	0
9/26	at NY Jets	2	15	7.5	9	0
10/10	at Phoenix	3	65	21.7	39	0
10/17	HOUSTON	3	36	12.0	15	0
10/24	at Seattle	2	18	9.0	14	0
10/31	at Indianapolis	-	-	-	-	-
11/07	BUFFALO	2	39	19.5	22	0
11/21	at Miami	6	86	14.3	29	0
11/28	NY JETS	2	43	21.5	23	0
12/05	at Pittsburgh	2	43	21.5	31	0
12/12	CINCINNATI	2	28	14.0	18	0
12/19	at Cleveland	6	77	12.8	22	0
12/26	INDIANAPOLIS	-	-	-	-	-
1/02	MIAMI	6	69	11.5	14	1
1993 Totals		45	626	13.9	39	2

Top Five Rookie Receivers (by receptions)

Player	Pos	Team	Rec	Yds	Avg	TD
Terry Kirby	RB	Dolphins	75	874	11.7	3
Vincent Brisby	WR	Patriots	45	626	13.9	2
Victor Bailey	WR	Eagles	41	545	13.3	1
Glyn Milburn	RB	Broncos	38	300	7.9	3
James Jett	WR	Raiders	33	771	23.4	3

FUTURE SUPER BOWL SITES

Super Bowl XXIX

January 29, 1995 Joe Robbie Stadium, Miami, Florida

Super Bowl XXX

January 28, 1996 Sun Devil Stadium, Tempe, Arizona

Super Bowl XXXI


January 26, 1997 Superdome, New Orleans, Louisiana

Super Bowl XXXII

January 25, 1998 Jack Murphy Stadium, San Diego, Calif.



CORWIN BROWN



Safety

6-1 • 200 • 2nd Year

Michigan

Born: April 25, 1970

Chicago, Ill.

30

Transactions: Corwin Brown was selected with the Patriots' second pick in the fourth round of the 1993 draft (110th player selected), which was acquired from Green Bay in exchange for running back John Stephens.

Pro Career (15/12): Brown completed his rookie season by starting the final 12 games at strong safety ... beginning to establish a reputation around the league as one of its hardest

hitters. **1993 (15/12):** Led all Patriot rookies and finished eighth on the team with 56 tackles (33 solo) ... was third on team with eight passes defended and recovered one fumble vs. Buffalo (11/7) ... established career highs with 12 total tackles (7 solo and 5 asst) vs. Buffalo (11/7) ... recorded his first NFL start at Phoenix (10/10) ... finished season by recording eight tackles vs. Miami (1/2) ... listed among the Patriots inactives at New York Jets (9/26).

College: Named All-American honorable mention by *The Poor Man's Guide to the NFL Draft* and *Football News* ... selected first team all-conference by Big Ten coaches ... helped lead Michigan to three Big Ten Championships (1990-1992-'93), as well as three Rose Bowl appearances ... started every game his senior year and finished second on the team with 82 tackles (48 solo), five deflected passes and one interception ... phenomenal effort given in preserving a 17-17 tie vs. Notre Dame, compiling 11 stops (seven solo), forcing a fumble, blocking a field goal and knocking down a pass on the game's final play to prevent the game winning touchdown ... completed college career with an eight-tackle performance in a Rose Bowl victory over Washington on New Year's Day ... received second team All-Big Ten Conference recognition as a junior after starting every game and leading the secondary with 71 (49 solo) tackles ... played free safety in 10 games as a sophomore gathering 28 tackles (22 solo) with a fumble recovery, four deflections and an interception ... special teams standout, while playing strong side cornerback as a freshman.

Personal: Corwin Alan Brown was born on April 25, 1970 in Chicago, Ill ... he enjoyed a multitude of prep honors, including all-state, all-section, all-area and all-public recognition at Julian High in Chicago, Ill. ... lettered twice in football, in addition to lettering in track ... possesses a degree in English from Michigan and is pursuing his MBA ... during '94 offseason he was a student in former teammate Andre Tippett's Karate-Do class ... nickname is "Cornflakes" ... single.

Extra Points

- Corwin was coached by his father, Albert Brown, at Julian High School in Chicago.
- He anchored the 4x2 and 4x4 relay teams that won the Chicago City Championships in high school.

Corwin Brown's NFL Statistics

Year	G/S	TT	UT	A	S-Yds	I-Yds	PD	FF	FR	SpT
1993 (NE)	15/12	56	33	23	0-0	0-0	8	0	1	3
Totals-1 yr.	15/12	56	33	23	0-0	0-0	8	0	1	3

Single-Game Career Highs


Tackles – 12 vs. Buffalo (11/7)

Unassisted – 7 vs. Buffalo (11/7)

Assists – 5 vs. Buffalo (11/7)



TROY BROWN



Wide Receiver

5-9 • 190 • 2nd Year

Marshall

Born: July 2, 1971

Blackville, S.C.

80

Transactions: Troy Brown was selected by the Patriots in the eighth round of the 1993 NFL draft (198th player selected).

Pro Career GP/GS (12/0): Became the first player from Marshall University to ever play for the Patriots ... handled majority of kickoff and punt returns in his first year with the Patriots. **1993 (12/0):** Played in 12 games during his rookie season and was used mainly as the kickoff and punt return specialist ...

led the team and finished seventh in the league with a nine-yard average return on 25 punts (224 yards) ... finished second on the team with 15 kickoff returns for 243 yards (16.2 avg.) ... caught two passes for 22 yards ... inactive for three games before being placed on reserve injured list with a quadriceps injury on (12/31), subsequently missing season finale vs. Miami (1/2) ... first kickoff return of NFL career turned out to be his longest, 29 yards, at Buffalo (9/5) ... recorded highest kickoff return output of season vs. Detroit (9/12), by returning four kickoffs for 80 yards ... returned five punts for 54 yards (10.1 avg), at Seattle (10/24), his highest punt return total of the season.

College: Sensational all-around player at Marshall and was considered the most dangerous scoring threat in all I-AA football during his final two seasons ... averaged a touchdown every eight times he touched the ball at Marshall (31 touchdowns-250 attempts)... tied the NCAA record for the most touchdowns on kick returns in a single season with four and became the NCAA's all-time leader in kickoff return average with a regular season net of 29.69 yards per return (32 for 950 yards) ... ranks eighth all-time for all-purpose yardage, averaging 148.3 yards per game ... Associated Press first team All-America and first team all-conference selection as a wide receiver ... earned second team all-conference recognition as a kick re-

Extra Points

- Troy was a multiple scoring threat at Marshall. In 1992, he caught 16 touchdown passes and rushed for two more (including a 63-yard run). In two years, he totaled 31 touchdowns, one scored every eight times he touched the ball.

turner ... finished senior season with 101 receptions for 1,654 yards and 16 touchdowns, added 158 yards and two rushing touchdowns, returning 20 punts for a 10-yard average and 27 kickoffs for a 23.3-yard average ... transferred to Marshall from Lees-McRae Junior College prior to the 1991 season.

Personal: Troy Fitzgerald Brown was born on July 2, 1971 in Blackville, S.C. ... attended Blackville-Hilda High in Blackville, S.C. and lettered in football and track ... played on state championship team, which finished 14-1 in 1988 ... caught 46 passes for 707 yards and 10 touchdowns as a prep ... majored in computer science at Marshall ... spent his first professional offseason in the New England area to participate in the Patriots' conditioning program ... single.

Troy Brown's NFL Statistics

Receiving	G/S	No	Yds	Avg	Lg	TD
1993 (NE)	12/0	2	22	11.0	14	0
Totals-1 yr.	12/0	2	22	11.0	14	0

—Kickoff Returns—							—Punt Returns—						
Year	G/S	No	Yds	Avg	Lg	TD	No	FC	Yds	Avg	Lg	TD	
1993 (NE)	12/0	15	243	16.2	29	0	25	9	224	9.0	19	0	
Totals-1 yr.	12/0	15	243	16.2	29	0	25	9	224	9.0	19	0	

Additional Statistics

Fumbles/Lost/Rec. – 1993 (2/1/1)

Single-Game Career Highs

Receptions – 1 (twice) Most recent vs. Houston (10/17/93)

Yards – 14 vs. Houston (10/17/93)

Punt Returns – 5 at Seattle (10/24/93)

Yards – 54 at Seattle (10/24/93)

Kickoff Returns – 4 vs. Detroit (9/12/93)

Yards – 80 vs. Detroit (9/12/93)


THE MAKINGS OF A CHAMPION

Coach Parcells' two championships with the New York Giants has been a well-documented accomplishment, but did you know that there are 23 additional members of the Patriots who have claimed either a collegiate or professional football championship ring?

Matt Bahr (2)	Steelers 1979 , N.Y. Giants 1990
Troy Brown	Marshall 1992 (Division I-AA)
Romeo Crennel (2)	N.Y. Giants 1986, 1990 (coach)
Maurice Carthon (2)	N.Y. Giants 1986, 1990 (fullback)
Steve DeOssie	N.Y. Giants 1990
Al Groh	N.Y. Giants 1990 (coach)
Myron Guyton	N.Y. Giants 1990
Fred Hoaglin (2)	N.Y. Giants 1986, 1990 (coach)
Bob Kratch	N.Y. Giants 1990
Kevin Lee	Alabama 1992
Johnny Parker (2)	N.Y. Giants 1986, 1990 (coach)
Ray Perkins (2)	Alabama 1964, 1965 (wide receiver)
Mike Pitts	Alabama 1979
Mike Pope (2)	N.Y. Giants 1986, 1990 (coach)
Mike Saxon	Cowboys 1992
Scott Sisson	Georgia Tech 1990
Rod Smith	Notre Dame 1988
Eric Stephens	Jacksonville State 1992 (Division II)
Mike Sweatman (2)	N.Y. Giants 1986, 1990 (coach)
Blair Thomas	Penn State 1986
Michael Timpson	Penn State 1986
John Washington (2)	N.Y. Giants 1986, 1990
Charlie Weis	N.Y. Giants 1990



VINCENT BROWN



Linebacker

6-2 • 245 • 7th Year

Mississippi Valley State

Born: January 9, 1965

Atlanta, Ga.

59

Transactions: Vincent Brown was drafted by the Patriots with their own selection in the second round of the 1988 NFL draft (44th player selected).

Pro Career GP/GS (91/71):

Brown is one of the premier linebackers in the NFL ... he has led the Patriots in tackles in each of the last three seasons and has accumulated 378 stops during that time ... in six years, he has totaled 578 tackles, including 11 sacks and has snared three in-

terceptions ... entering the 1994 season, he has recorded 10 or more tackles in 21 games ... was designated the Patriots' transition player on February 25, 1993. **1993 (16/16):** Started every game for the Patriots at left inside linebacker ... selected by a local media panel as the Patriots' Miller Lite Player of the Year for the second straight year ... honored by the 1776 Quarterback Club of New England as the Patriots' Defensive Player of the Year ... finished the year with a career-high 158 tackles, including 104 unassisted stops to lead the team in each category ... his 158 tackles ranked third in the AFC behind Cleveland's Mike Johnson (181) and Eric Turner (159) ... Brown's statistics were tabulated from the official day of game stats crew and tend to be lower than statistics compiled off of coaches film breakdown ... he batted down a career-high six pass attempts, including one that he intercepted and returned 24 yards at Seattle (10/24) ... earned Miller Lite Player of the Game honors on three occasions - at the New York Jets (9/26), at Seattle (10/24) and at Pittsburgh (12/5) ... recorded a career-high 16 tackles at the Jets (9/26) ... registered double-digit tackle totals in nine games ... ended the season with 43 tackles in four games, including a 15-tackle game in a 7-2 victory over Cincinnati (12/12) ... his only sack of the season was at Miami (11/21) when he dropped Steve DeBerg for a nine yard loss. **1992 (13/13):** Started 13 games at left inside linebacker and led team with 103 tackles (78 solo) ... named Patriots Miller Lite Player of the Year ... missed three games due to injuries - vs. Buffalo (9/27) and at NY Jets (10/4) with a neck injury and vs. Miami (12/27) with a sprained right knee ... placed on Injured Reserve prior to the season finale (12/24) ... had a season-high 14 tackles vs. Cleveland (10/25) ... returned a Thurman Thomas fumble 25 yards for his first career touchdown at Buffalo (11/1) ... the following week he intercepted a Bobby Hebert pass and returned it 49 yards for a touchdown vs. New Orleans (11/8) ... earned Miller Lite Player of the Game honors at Atlanta (11/29) with 12 tackles (eight solos) ... recorded a half-sack vs. NY Jets (11/22). **1991 (16/15):** Played in all 16 games with 15 starts at inside linebacker ... led the team in tackles with 117 (96 solo) ... led the team in tackles in five games during the season ... recorded a season-high 14 tackles (11 solos) vs. Cleveland (9/8) ... voted Miller Lite Player of the Game at Pittsburgh (9/15) with 10 tackles and a forced fumble ... led the team with nine tackles and a sack at Phoenix (9/29) ... recorded 12 tackles (10 solos) and a sack vs.

Extra Points

- Off the football field, Vincent likes to unwind by reading and writing poetry.
- When his playing days are over, Vincent plans on becoming a practicing attorney.

Minnesota (10/20) ... missed a start vs. Denver (10/27) due to a knee injury ... had 10 tackles (nine solos) and a sack in a 16-13 victory vs. Buffalo (11/24). **1990 (16/14):** Played in all 16 games, starting nine games at outside linebacker and five at inside linebacker ... finished fourth on team with 87 tackles (57 solos), one forced fumble and 2.5 sacks ... opened the season at outside linebacker in the season opener vs. Miami (9/9) and had eight tackles (five solos) ... had four tackles and one sack at Indianapolis (9/16) ... led the team with nine tackles (seven solos) and forced a fumble at Phoenix (11/25). **1989 (14/10):** Played in 14 games, starting eight at right inside linebacker and two at left outside linebacker ... missed the final two games of the season with a sprained right ankle ... finished fifth on the team in tackles with 78 (47 solos) ... honored recipient of the Patriots' 12th Player Award by the club's Huddle Fan Club ... made 11 tackles (five solos) vs. NY Jets (11/5) ... made his first NFL interception vs. Indianapolis (12/3). **1988 (16/3):** Saw action in all 16 games, with three starts ... started at left inside linebacker in two games – at Buffalo (10/23) and vs. Chicago (10/30) – and right inside linebacker in one game (at Indianapolis on Nov. 27) ... had a season-high 14 tackles (nine solos) at Buffalo (10/23) in his first NFL start.

College: Four-year regular for Mississippi Valley State at inside linebacker ... named Kodak All-American as a senior ... three-time All-Southwestern Athletic Conference first-team selection following his sophomore, junior and senior seasons ... played in Freedom Bowl Classic All-Star game ... broke school's record for career tackles with 570 stops, leading the team in tackles his last three seasons ... as a senior in 1987, he recorded 171 tackles (103 solo stops), 11 tackles for losses of 70 yards, including five sacks, and intercepted four passes which he returned for 20 yards ... in 1986 as a junior, he was named second team All-America by AP ... that year he tied the school record for tackles in one season with 173 (89 solos), despite having played in only nine games ... finished second in the league with eight sacks ... earned league co-Defensive Player of the Year honors ... in 1985, he led the league in tackles with 156 (98 solos).

Personal: Vincent Bernard Brown was born on January 9, 1965 in Atlanta, Ga. ... an all-district and all-conference prep football star at Walter F. George High in Decatur, Ga. ... a three-year starter in football, he played linebacker and offensive guard and earned all-city and all-district honors as a senior ... named team's best linebacker and best defensive player as a senior ... helped his team to a 9-1 record ... lettered in soccer during his senior year to help develop his foot quickness and lettered in track throwing the shot put ... graduated from Mississippi Valley State with a degree in criminal justice and plans to pursue a law degree following his playing career ... worked with Reebok in team sports and retail sales during 1993 offseason ... Vincent and his wife, Robin, have two children, Vincent Jr. and Raven.

Vincent Brown's NFL Statistics

Tackles	G/S	TT	UT	A	S-Yds	Int	PD	FF	FR
1988 (NE)	16/3	35	21	14	0.0- 0	0-0	1	0	0
1989 (NE)	14/10	78	47	31	4.0-41	1-1	3	1	1
1990 (NE)	16/14	87	57	30	2.5-30	0-0	0	1	0
1991 (NE)	16/15	117	96	21	3.0-33	0-0	0	2	1
1992 (NE)	13/13	103	78	25	0.5- 2	1-49	2	0	2
1993 (NE)	16/16	158	104	54	1.0- 9	1-24	6	1	0
Totals-5 yrs.	91/71	578	403	175	11.0-115	3-74	12	5	3

Additional Statistics


Touchdowns (2) – 1992 [Returned a fumble 25 yards for a touchdown at Buffalo (11/1), returned an interception 49 yards for a touchdown vs. New Orleans (11/8)]

Single-Game Career Highs

Tackles – 16 at NY Jets (9/26/93)
 Unassisted – 12 vs. Denver (10/27/91)
 Assisted – 8 vs. Detroit (9/12/93)



MARION BUTTS



Running Back

6-1 • 248 • 6th Year

Florida State

Born: August 1, 1966

Sylvester, Ga.

44

Transactions: Marion Butts was acquired in a 1994 draft day trade (4/25/94) along with a third round draft pick (78th overall - Ervin Collier) from San Diego in exchange for New England's third round selection (70th overall - Andre Coleman) and fifth round selection (137th overall - Aaron Laing) ... originally drafted by the San Diego Chargers in the seventh round (183rd player selected) of the 1989 NFL draft.

Extra Points

- Since Marion entered the league in 1989, only Barry Sanders (6,789), Thurman Thomas (6,750) and Emmitt Smith (5,699) have gained more yards rushing.
- Marion's first job as a youngster was collecting recycled products for \$20 per day.

Pro Career GP/GS (76/57): Butts joins the Patriots after five consecutive seasons of leading the San Diego Chargers in rushing ... he leaves San Diego ranked second behind Paul Lowe on the team's all-time rushing list with 4,297 yards ... ranked third on the Chargers all-time rushing touchdown list with 31, trailing only Chuck Muncie (43) and Paul Lowe (39) ... holds the team record for the most career rushing attempts (1,031) and the most attempts for a single game (39) ... also set the Chargers' single-season rushing record with 1,225 yards in 1990, despite missing two games with a foot injury ... a punishing "north-south" runner who has only had nine fumbles in his career and once carried nearly 400 times without a fumble ... he has nine career 100-yard rushing games, including one (119 yards) in a playoff victory over the Chiefs (1/2/93) ... in games that Butts rushed for over 100 yards, the Chargers were 7-2 ... his 39 carries for 176 yards at Kansas City as a rookie (12/17/89) were individual career highs in each category. **1993 (16/16):** Started every game at running back and led the team in rushing with 746 yards on 185 attempts (4.0 avg.) ... finished ninth in the AFC in rushing, despite sharing time with Chargers rookie running back Natrone Means (160 carries, 645 yards) ... led the team in rushing in 10 of the 16 games ... added 15 receptions for 105 yards ... combined rushing and receiving, Butts carried the ball 200 times, but did not fumble ... opened the season hosting Seattle and rushed for 87 yards on 15 carries despite leaving early in the second half due to a thigh bruise ... tied career-high with two receptions on four occasions ... recorded a season-high 35 yards on two receptions at Denver ... selected as a first alternate for the Pro Bowl as a fullback. **1992 (15/15):** Started 15 games for the Chargers ... did not play at Indianapolis (10/18) after re-aggravating a knee injury sustained the previous week ... led the Chargers in rushing with 809 yards on 218 carries and helped the team to an AFC West division championship with an 11-5 record ... the Chargers lost their first four contests, but won 11 of their next 12, including the final seven games of the season ... Butts played with a nagging knee injury throughout most of the season ... also led the Chargers postseason efforts with 144 yards rushing in two games ... had a sensational outing in a 17-0 AFC Wild Card victory over Kansas City (1/2/93) when he rushed for 119 yards on 15 carries (7.9

avg.), including a career-long 54-yard touchdown bolt ... rushed for a season-high 120 yards on 27 carries (4.4 avg.) and one touchdown and added a career-high two receptions in a 26-0 shutout vs. Indianapolis (11/1) ... carried 22 times for 104 yards (4.7 avg.) three weeks later in a 29-24 triumph over Tampa Bay (11/22) ... longest reception of the season was a 22-yarder in a 27-21 victory over Phoenix (12/6) ... after missing the Indianapolis game (10/18), Butts returned to start the following week and gained 73 yards on 21 carries in a 24-21 victory over Denver (10/25) ... his four rushing touchdowns for the season tied for the team lead. **1991 (16/8):** Played in all 16 games and started the final eight games of the season ... led the Chargers in rushing with 834 yards on 193 carries ... grabbed 10 passes for 91 yards, a career-high 9.1 yard reception average ... his rushing totals ranked sixth in the AFC and 10th in the league ... played as a reserve running back for the first eight games of the season until he replaced an injured Rod Bernstine at Seattle (10/27) and led the Chargers with 76 yards on 23 carries ... one of his most memorable runs of the year came at Denver (9/22) when the 248-pound Butts hurdles All-Pro safety Dennis Smith on his way to a 27-yard touchdown bolt, the Chargers' first rushing touchdown of the season ... had eight carries for 63 yards, including a season-long 44-yard sprint the previous week against Atlanta (9/15) ... 42 points scored on the season ranked third on the team ... had 10 carries for 45 yards and caught a screen pass which resulted in a career-long 46-yard reception vs. Kansas City (9/29) ... rushed for a season-high 92 yards on only 15 carries (6.1 avg.) in a 24-21 victory over the playoff-bound New Orleans Saints (11/17) ... first career touchdown reception was on a two-yard pass from John Friesz at the L.A. Raiders (10/6) ... voted to and played in the Pro Bowl. **1990 (14/13):** Started 13 games for the Chargers, but missed the final two games of the season due to a foot injury ... bolted into the Chargers' record books with a single-season rushing record of 1,225 yards (on 265 carries) ... total eclipsed old record of 1,179 yards set by Earnest Jackson in 1984 ... led the Chargers with eight rushing touchdowns and added a career-high 16 receptions for 112 yards ... was the league's leading rusher at the time of his injury ... finished the season ranked third in the NFL in rushing ... voted by his teammates at the Chargers' Most Valuable Player ... became just the sixth player in Charger history to eclipse the 1,000-yard, single-season rushing plateau ... totaled five 100-yard rushing performances, including a season-high 159-yard effort with two touchdowns on only 26 carries (6.1 avg.) in a 38-17 victory over the New York Jets (12/2) ... added a 26-yard reception for a combined 185-yard game which earned Butts AFC Offensive Player of the Week honors ... scored a career-high three rushing touchdowns in a 41-10 victory over Tampa Bay (10/28) ... voted as a starter for the Pro Bowl, but his foot injury forced him to miss the game (replaced by James Brooks). **1989 (15/5):** Played in 15 games in his rookie campaign, including five games as a starter ... led the Chargers with 683 yards rushing and an individual career-high of nine rushing touchdowns ... had the best day of any AFC running back in 1989 by carrying for a club-record 39 times and for a personal career-high of 176 yards in a 20-13 triumph at Kansas City (12/17) ... gained 112 yards on 24 carries in second half alone ... finished 10th in the AFC in rushing ... started in his NFL debut and ran for 64 yards on nine carries, including a 50-yard touchdown run on just his third NFL carry ... the 50-yard touchdown run was the longest for the Chargers since 1985 ... earned Chargers' Player of the Game honors in weeks one and 15 ... was originally projected as a special teamer and blocking fullback when he was drafted as a fullback out of Florida State with the first of two seventh round selections by the Chargers in the 1989 draft.

College: A two-year letterman at Florida State ... special teams captain and situation fullback at Florida State ... used primarily as a blocking back for tailback Sammie Smith ... carried just 29 times (137 yards) as a senior and 64 times (332 yards) in his two-year career, scoring four touchdowns for the Seminoles ... averaged 5.7 yards per carry in 1987, his first season with the Seminoles ... started three games at fullback ... had a 56 yard run in his Seminole debut ... played two seasons at N.E. Oklahoma A&M Junior College before transferring to Florida State.

Personal: Marion Stevenson Butts, Jr. was born on August 1, 1966 in Sylvester, Ga. ... he was a football standout at Worth County High in Sylvester, Ga. ... sustained a severe broken leg as a junior and was told he'd never play again ... he overcame the injury and returned as a senior to earn all-state honors for the Rams ... majored in social work at Florida State and earned his associate degree from N.E. Oklahoma A&M Junior College in education ... wife, Valicia, majored in journalism and will pursue a career in that field in the New England area.

Marion Butts' NFL Statistics

Year	G/S	Regular Season											
		Rushing						Receiving					
		Att	Yds	Avg	Lg	TD		No	Yds	Avg	Lg	TD	
1989 (SD)	15/5	170	683	4.0	50	9		7	21	3.0	8	0	
1990 (SD)	14/13	265	1225	4.6	52	8		16	117	7.3	26	0	
1991 (SD)	16/8	193	834	4.3	44	6		10	91	9.1	46	1	
1992 (SD)	15/15	218	809	3.7	22	4		9	73	8.1	22	0	
1993 (SD)	16/16	185	746	4.0	27	4		15	105	7.0	23	0	
Totals-5 yrs.	76/57	1031	4297	4.2	52	31		57	407	7.1	46	1	

Year	G/S	Postseason											
		Rushing						Receiving					
		Att	Yds	Avg	Lg	TD		No	Yds	Avg	Lg	TD	
1992 (SD)	2/2	22	144	6.5	54	1		3	17	5.7	9	0	
Totals-1 yr.	2/2	22	144	6.5	54	1		3	17	5.7	9	0	

Regular Season Single-Game Highs

Attempts – 39* at Kansas City (12/17/89)

Yards – 176 at Kansas City (12/17/89)

Long – 52 vs. N.Y. Jets (12/2/90)

Long TD – 50t at Los Angeles Raiders (9/10/89)

Rushing TDs – 3 vs. Tampa Bay (10/28/90)

Receptions – 2 (13 times) Most recent at Indianapolis (11/29/93)

Yards – 46 vs. Kansas City (9/29/91)

Long – 46 vs. Kansas City (9/29/91)

*Chargers record

Postseason Single-Game Highs

Attempts – 15 vs. Kansas City (1/2/93)

Yards – 119 vs. Kansas City (1/2/93)

Long – 54t vs. Kansas City (1/2/93)

Long TD – 54t vs. Kansas City (1/2/93)

Rushing TDs – 1 vs. Kansas City (1/2/93)

Receptions – 2 vs. Kansas City (1/2/93)

Yards – 17 vs. Kansas City (1/2/93)

Long – 9 vs. Kansas City (1/2/93)

100-Yard Rushing Performances (9)

Date	Team	W-L	Att	Yds	Avg	Lg	TD
12/17/89	at Kansas City	W	39	176	4.5	17	0
09/16/90	Cincinnati	L	18	103	5.7	28	0
10/17/90	at N.Y. Jets	W	26	121	4.7	20	2
11/11/90	Denver	W	16	114	7.1	45	0
11/25/90	Seattle	L	28	128	4.6	19	0
12/02/90	N.Y. Jets	W	26	159	6.1	52	2
11/01/92	Indianapolis	W	27	120	4.4	13	1
11/22/92	Tampa Bay	W	22	104	4.7	19	0
01/02/93	Kansas City**	W	15	119	7.9	54t	1

** Wild Card Playoff Game

Marion Butts' Career Rushing by Opponents

Team	G/S	Att	Yds	Avg	Lg	TD
Arizona	2/1	18	31	1.7	13	1
Atlanta	1/0	8	63	7.9	44	0
Chicago	1/1	10	27	2.7	8	0
Cincinnati	2/2	24	150	6.3	28	0
Cleveland	3/2	59	205	3.5	34	1
Dallas	1/1	16	61	3.8	18	1
Denver	10/7	133	528	4.0	45	2
Green Bay	1/1	9	30	3.3	11	0
Houston	4/3	44	171	3.9	42	2
Indianapolis	2/2	40	200	5.0	19	2
Kansas City+	10/8	167	692	4.1	54t	2
L.A. Raiders	9/8	116	514	4.4	50t	5
L.A. Rams	1/0	5	7	1.4	4	0
Miami+	3/3	32	134	4.2	27	0
Minnesota	1/1	12	10	0.8	5	1
N.Y. Giants	1/0	2	2	1.0	2	0
N.Y. Jets	4/3	66	345	5.8	52	5
New Orleans	1/1	15	92	6.1	33	1
Philadelphia	1/0	16	72	4.5	16	0
Pittsburgh	5/3	34	96	2.8	18	0
San Francisco	1/0	3	29	9.7	22	0
Seattle	10/8	143	643	4.4	21	5
Tampa Bay	3/3	59	229	3.9	14	3
Washington	1/1	22	72	3.3	10t	1
Totals	78/59	1053	4441	4.2	54	32

+ includes playoff games

Marion Butts' Career Game-By-Game Statistics

1989 Opponent	Rushing					Receiving				
	No	Yds	Avg	Lg	TD	No	Yds	Avg	Lg	TD
9/10 at L.A. Raiders	9	64	7.1	50	2	0	0	0.0	0	0
9/17 HOUSTON	5	10	2.0	8	2	1	8	8.0	8	0
9/24 KANSAS CITY	15	62	4.1	14	0	0	0	0.0	0	0
10/1 at Phoenix	9	26	2.9	13	1	1	0	0.0	0	0
10/8 at Denver	6	18	3.0	5	1	0	0	0.0	0	0
10/15 SEATTLE	6	19	3.2	10	1	1	3	3.0	3	0
10/22 N.Y. GIANTS	2	2	1.0	2	0	0	0	0.0	0	0
10/29 at Seattle	7	44	6.3	20	0	2	11	5.5	7	0
11/5 PHILADELPHIA	16	72	4.5	16	0	0	0	0.0	0	0
11/12 L.A. RAIDERS	11	56	5.1	19	0	0	0	0.0	0	0
11/19 at Pittsburgh	2	4	2.0	3	0	0	0	0.0	0	0
11/26 at Indianapolis	0	0	0.0	0	0	0	0	0.0	0	0
12/3 N.Y. JETS	5	42	8.4	40	1	1	-4	-4.0	-4	0
12/10 at Washington	22	72	3.3	10	1	1	3	3.0	3	0
12/17 at Kansas City	39	176	4.5	17	0	0	0	0.0	0	0
12/24 DENVER	16	16	1.0	9	0	0	0	0.0	0	0
1989 Totals	170	683	4.0	50	9	7	21	3.0	8	0

1990 Opponent	Rushing					Receiving				
	No	Yds	Avg	Lg	TD	No	Yds	Avg	Lg	TD
9/9 at Dallas	16	61	3.8	18	1	1	0	0.0	0	0
9/16 CINCINNATI	18	103	5.7	28	0	1	9	9.0	9	0
9/23 at Cleveland	24	90	3.8	34	0	0	0	0.0	0	0
9/30 HOUSTON	12	75	6.2	42	0	2	10	5.0	6	0
10/7 at Pittsburgh	9	55	6.1	15	0	1	0	0.0	0	0
10/14 at N.Y. Jets	26	121	4.7	20	2	1	3	3.0	3	0
10/21 L.A. RAIDERS	16	76	4.8	16	0	2	23	11.5	14	0
10/28 TAMPA BAY	24	73	3.0	9	3	1	4	4.0	4	0
11/4 at Seattle	14	59	4.2	21	0	1	12	12.0	12	0
11/11 DENVER	16	114	7.1	45	0	1	1	1.0	1	0
11/18 at Kansas City	14	40	2.9	13	0	2	19	9.5	19	0
11/25 SEATTLE	28	128	4.6	19	0	1	1	1.0	1	0
12/2 N.Y. JETS	26	159	6.1	52	2	1	26	26.0	26	0
12/16 at Denver	22	71	3.2	11	0	1	9	9.0	9	0
12/23 KANSAS CITY	Inactive					Inactive				
12/30 at L.A. Raiders	Inactive					Inactive				
1990 Totals	265	1225	4.6	52	8	16	117	7.3	26	0

1991	Opponent	Rushing					Receiving				
		No	Yds	Avg	Lg	TD	No	Yds	Avg	Lg	TD
9/1	at Pittsburgh	5	6	1.2	2	0	0	0	0.0	0	0
9/8	at San Francisco	3	29	9.7	22	0	0	0	0.0	0	0
9/15	ATLANTA	8	63	7.9	44	0	0	0	0.0	0	0
9/22	at Denver	11	49	4.5	27	1	0	0	0.0	0	0
9/29	KANSAS CITY	10	45	4.5	13	0	1	46	46.0	46	0
10/6	at L.A. Raiders	11	51	4.6	21	1	2	10	5.0	11	1
10/13	at L.A. Rams	5	7	1.4	4	0	0	0	0.0	0	0
10/20	CLEVELAND	16	54	3.4	11	1	2	16	8.0	10	0
10/27	at Seattle	23	76	3.3	14	0	2	4	2.0	3	0
11/10	SEATTLE	20	86	4.3	17	2	0	0	0.0	0	0
11/17	NEW ORLEANS	15	92	6.1	33	1	2	15	7.5	12	0
11/24	at New York	9	63	7.0	23	0	1	0	0.0	0	0
12/1	L.A. RAIDERS	16	44	2.8	9	0	0	0	0.0	0	0
12/8	at Kansas City	20	77	3.9	15	0	0	0	0.0	0	0
12/15	MIAMI	14	46	3.3	7	0	0	0	0.0	0	0
12/22	DENVER	7	46	6.6	28	0	0	0	0.0	0	0
1991 Totals		193	834	4.3	44	6	10	91	9.1	46	1


1992	Opponent	Rushing					Receiving				
		No	Yds	Avg	Lg	TD	No	Yds	Avg	Lg	TD
9/6	KANSAS CITY	11	37	3.4	9	0	0	0	0.0	0	0
9/13	at Denver	16	78	4.9	15	0	0	0	0.0	0	0
9/20	PITTSBURGH	9	23	2.6	6	0	0	0	0.0	0	0
9/27	at Houston	11	20	1.8	6	0	1	4	4.0	4	0
10/4	SEATTLE	6	18	3.0	7	0	0	0	0.0	0	0
10/18	at Indianapolis	Did Not Play					Did Not Play				
10/25	DENVER	20	74	3.7	16	0	0	0	0.0	0	0
11/1	INDIANAPOLIS	27	118	4.4	13	1	2	20	10.0	13	0
11/8	at Kansas City	17	37	2.2	8	1	1	6	6.0	6	0
11/15	at Cleveland	19	61	3.2	13	0	1	12	12.0	12	0
11/22	TAMPA BAY	22	104	4.7	19	0	0	0	0.0	0	0
11/29	L.A. RAIDERS	16	71	4.4	18	1	0	0	0.0	0	0
12/6	at Phoenix	9	5	0.6	4	0	1	22	22.0	22	0
12/13	CINCINNATI	6	47	7.8	22	0	1	7	7.0	7	0
12/20	at L.A. Raiders	16	52	3.2	9	0	1	0	0.0	0	0
12/27	at Seattle	13	64	4.9	9	1	1	2	2.0	2	0
1992 Totals		218	809	3.7	22	4	9	73	8.1	22	0

1992	Opponent	Rushing					Receiving				
		No	Yds	Avg	Lg	TD	No	Yds	Avg	Lg	TD
1/2	KANSAS CITY	15	119	7.9	54	1	2	17	8.5	9	0
1/10	at Miami	7	25	3.6	10	0	1	0	0.0	0	0
1992 Playoff Totals		22	144	6.5	54	1	3	17	5.7	9	0

1993	Opponent	Rushing					Receiving				
		No	Yds	Avg	Lg	TD	No	Yds	Avg	Lg	TD
9/5	SEATTLE	15	87	5.8	13	0	1	4	4.0	4	0
9/12	at Denver	8	4	0.5	3	0	2	35	17.5	23	0
9/19	HOUSTON	16	66	4.1	13	0	2	3	1.5	2	0
10/3	at Seattle	11	62	5.6	9	1	0	0	0.0	0	0
10/10	at Pittsburgh	9	8	0.9	5	0	1	1	1.0	1	0
10/17	KANSAS CITY	11	38	3.5	12	0	2	16	8.0	9	0
10/31	at Raiders	11	64	5.8	16	1	1	3	3.0	3	0
11/7	at Minnesota	12	10	0.8	5	1	1	6	6.0	6	0
11/14	CHICAGO	10	27	2.7	8	0	0	0	0.0	0	0
11/21	L.A. RAIDERS	10	36	3.6	12	0	0	0	0.0	0	0
11/29	at Indianapolis	13	80	6.2	19	1	2	13	6.5	13	0
12/5	DENVER	11	58	5.3	12	0	0	0	0.0	0	0
12/12	GREEN BAY	9	30	3.3	11	0	1	6	6.0	6	0
12/29	at Kansas City	15	61	4.1	9	0	0	0	0.0	0	0
12/27	MIAMI	11	63	5.7	27	0	1	9	9.0	9	0
1/2	at Tampa Bay	13	52	4.0	14	0	1	9	9.0	9	0
1993 Totals		185	746	4.0	27	4	15	105	7.0	23	0



JASON CARTHEN



Linebacker

6-3 • 255 • 2nd Year

Ohio University

Born: November 16, 1970

Decatur, Ala.

99

Transactions: Jason Carthen was claimed by the Patriots off waivers from the Buffalo Bills on August 25, 1993 ... he was originally signed by Buffalo as a rookie free agent.

1993 (5/0): Participated in five games, playing outside linebacker and on special teams ... suffered an ankle injury late in the season and missed the final five games of the season on the reserve injured list (12/3) ... recorded his first career tackle at New York Jets (9/26) ... listed among the Patriots' inactives for six games during the season.

Extra Points

- Jason redefined the term "student-athlete" at the University of Ohio. On the field, he set school records for career sacks (21) and tackles for losses (57). In the classroom, he graduated with two degrees in just three years (and one quarter) and is now pursuing his master's degree in counseling.

College: Superb pass rusher who led Ohio University in sacks in both his junior (eight for 31 yards lost) and senior (nine for 66 yards lost) campaigns ... first team All-Mid American Conference selection in 1992 (only Ohio representative selected) ... named co-captain as a senior and finished third among the Bobcats defensive unit with 80 tackles ... set personal bests while leading the team with nine sacks, 24 tackles for losses, six forced fumbles and five fumble recoveries ... second team All-MAC selection as a junior while leading his team with eight sacks and 18 tackles for losses and adding 61 tackles ... saw action at outside linebacker his sophomore season and recorded 62 total tackles and four sacks ... finished his career with 203 total tackles and set school records with 21 sacks and 57 tackles for losses.


Personal: Jason Carthen was born on November 16th, 1970 in Decatur, Ala. ... has three sisters ... a first team all-city, all-district and honorable mention all-state selection at Scott High in Toledo, Ohio ... also lettered in basketball and track as a prep athlete ... graduated with a degree in criminology and sociology at Ohio University ... will spend the next two offseasons studying for his master's degree in counseling at Ohio University (probable graduation in June of '96) ... aspires to use that degree to work with juveniles following his professional career ... single.

Jason Carthen's NFL Statistics

Year	G/S	TT	UT	A	S-Yds	I-Yds	PD	FF	FR	SpT
1993 (NE)	5/0	1	1	0	0-0	0-0	0	0	0	0
Totals-1 yr.	5/0	1	1	0	0-0	0-0	0	0	0	0



EUGENE CHUNG



Offensive Guard

6-4 • 295 • 3rd Year

Virginia Tech

Born: June 14, 1969

Prince George's County, Md.

69

Transactions: Eugene Chung was drafted by the Patriots in the first round of the 1992 NFL draft (13th player selected) ... the Patriots acquired the selection along with a third round pick in 1992, (71st overall - Kevin Turner), in exchange for the Patriots' first (19th overall - Tony Smith), second (37th overall - Darren Woodson) and fourth (104th overall - Frankie Smith) round selections.

Extra Points

- Eugene is the first Asian-American to ever be drafted in the NFL and the only the second to have ever played in the league.
- Football isn't the only sport Eugene likes to kick around, he also owns a brown belt in judo.

Pro Career GP/GS (31/30):


Chung has started at three positions on the offensive line since becoming the team's first round selection in 1992 ... one of three first round selections to start on the Patriots' offensive line along with Bruce Armstrong (1987) and Pat Harlow (1991). **1993 (16/16):** Opened the season and started all 16 games at left guard ... registered his first career tackle following an interception vs. Detroit (9/12) in the home opener ... held Seattle's All-Pro defensive tackle Cortez Kennedy to only three tackles (9/19) ... played on an offensive line which allowed only 23 quarterback sacks all season and only one in the last six games. **1992 (15/14):** Played in 15 games with 14 starts, six at right guard and the final eight games of the season at right tackle ... moved to right tackle to replace Pat Harlow who moved from right to left tackle to fill in for the injured Bruce Armstrong ... selected to the Football News and the Pro Football Writers of America all-rookie teams following the season.

College: Four-year starter for Virginia Tech ... earned first team All-American and All-Big East honors by *The Poor Man's Guide to the NFL Draft* after his senior season ... excelled near the goal line as a senior ... allowed only one sack and received an 84 percent grade for blocking consistency as a junior ... was voted Tech's Best Offensive Lineman after 1990 season and was the only lineman to start every game ... participated in 638 offensive plays as a sophomore and was voted the team's Best Offensive Lineman ... broke into starting lineup seven games into freshman season at guard ... he was moved to tackle prior to his sophomore season.

Personal: Eugene Yon Chung was born on June 14, 1969 in Prince George's County, Md. ... earned first team all-district and second team all-region honors as a defensive tackle in his senior year at Oakton High in Vienna, Va., after recording 86 tackles, eight sacks and six fumble recoveries ... selected All-Metro honorable mention by the *Washington Post* his senior season ... earned three letters in both football and track ... received a degree in hotel, restaurant and institutional management at Virginia Tech ... is involved with Project Tackle in the New England area ... single.



BEN COATES



Tight End

6-5 • 245 • 4th Year

Livingstone College

Born: August 16, 1969

Greenwood, S.C.

87

Transactions: Ben Coates was drafted by the Patriots with their second pick in the fifth round of the 1991 NFL draft (124th player selected) ... the Patriots acquired the selection along with a 1992 fourth round selection (100th overall - traded to Phoenix) from the Los Angeles Raiders in exchange for the Patriots' fourth round selection in the 1991 draft (100th overall - Raghib Ismail).

Pro Career GP/GS (48/14):

Coates emerged as one of the prominent tight ends in the league in 1993 ... he is an aggressive blocker and proved to be the Patriots most reliable receiver as he led the team with 53 receptions ... he has caught 83 passes in three seasons and has only fumbled once (1992). **1993 (16/10):** Started 10 of the 16 games he played, including the final seven of the season ... his 53 receptions marked a career-high and led the team ... finished the season ranked sixth among NFL tight ends in receptions and second in touchdown receptions with eight ... his eight touchdowns led the team and ranked fourth in the AFC ... scored every 6.6 receptions ... voted the Offensive Player of the Year by the 1776 Quarterback Club of New England ... credited with six special teams tackles and added two tackles after Patriot turnovers ... his longest reception of the year (and in his career) was a pass over the middle which he turned into a 54-yard touchdown in the season opener at Buffalo (9/5) ... it was the first career touchdown pass thrown by quarterback Drew Bledsoe ... recorded a season-high six receptions on three occasions ... grabbed six aerials for 39 yards in the home opener vs. Detroit (9/12) ... registered career-high numbers at Indianapolis (10/31) with six receptions for 108 yards and earned Miller Lite Player of the Game honors, as selected by a local media panel ... added six catches for 95 yards and two touchdowns in the 33-27 OT victory over Miami in the season finale (1/2/94) ... scored two touchdowns on only four catches in the Patriots' first victory of the season, 23-21 at Phoenix (10/10) ... was the only Patriots receiver to top the 100-yard plateau in 1993 ... led the team in receptions in six games and in receiving yards on five occasions. **1992 (16/2):** Played in all 16 games with starts vs. San Francisco (10/11) and at Kansas City (12/13) ... caught 20 passes for 171 yards and three touchdowns ... credited with six special teams stops ... had season-high five receptions for 45 yards and a touchdown vs. San Francisco (10/11) ... caught three passes for 35 yards and a touchdown vs. Cleveland (10/25) ... had a two-yard touchdown reception at Indianapolis (11/15). **1991 (16/2):** Played in all 16 games during rookie season ... started

Extra Points

- Ben's eight TDs in 1993 were the most by a Patriots tight end since Russ Francis' eight TD receptions in 1980.
- Ben opted for basketball and track rather than football during his junior year at Livingstone College. He returned to football the following year and became the first player in the school's history to be drafted into the NFL.

two games at tight end when Patriots opened up in a two tight end formation ... finished the season with 10 receptions for 95 yards and a touchdown ... also led the team in special teams tackles with 12 ... first career reception was a six-yard pass from Tommy Hodson in the season opener at Indianapolis (9/1) ... caught second pass of his career and added two special teams tackles vs. Minnesota (10/20) ... had a season-high four catches for 41 yards at Buffalo (11/3) ... caught first career touchdown, with seven seconds left in regulation to tie the game, in a 23-17 overtime victory vs. Indianapolis (12/8).

College: Three-year letterman at Livingstone College (Salisbury, N.C.) ... earned first team All-CIAA and Black College Sports All-American honors as a senior after catching 36 passes for 504 yards (14.0 avg.) and nine touchdowns ... played basketball as a sophomore after sitting out the football season ... finished collegiate career with 103 receptions for 1,228 yards and 18 touchdowns ... took home Livingstone's MVP awards in 1987 and 1988 ... won the Baxter Holman Memorial Award as a freshman and the S.W. Lancaster Award as a sophomore (1988).

Personal: Ben Terrence Coates was born on August 16, 1969 in Greenwood, S.C. ... played only one season of football at Greenwood (S.C.) High and was voted the team's Most Valuable Player ... majored in physical education at Livingstone ... earned Most Improved honors on the Livingstone College track team that season ... Ben has one daughter, Lauren (3), and he and his wife, Yvette, are expecting a baby in August.

Ben Coates' NFL Statistics

Receiving	G/S	No	Yds	Avg	Lg	TD
1991 (NE)	16/2	10	95	9.5	17	1
1992 (NE)	16/2	20	171	8.9	22t	3
1993 (NE)	16/10	53	659	12.4	54t	8
Totals-3 yrs	48/14	83	925	11.1	54t	12

Year	—Rushing—			—Kickoff Returns—		
	No	Yds	Avg	No	Yds	Avg
1991 (NE)	1	-6	-6.0	1	6	6.0
1992 (NE)	1	2	2.0	0	0	0.0
1993 (NE)	0	0	0.0	0	0	0.0
Totals-3 yrs	2	-4	-2.0	1	6	6.0

Additional Statistics

Fumbles/Lost/Rec. – 1992 (1/1/0)

Special Teams Tackles (24) – 1991 (12), 1992 (6), 1993 (6)

Misc. Tackles – 1993 (2)

Single-Game Career Highs

Receptions – 6 (3 times) Most recent vs. Miami (1/2/94)

Yards – 108 at Indianapolis (10/31/93)

Average Per Catch – 54.0 at Buffalo (9/5/93)

TDs – 2 (twice) Most recent vs. Miami (1/2/94)

1994 AFC Touchdown Leaders

Pos	Player	Team	TD	Ru	Rec	Ret	Pts
RB	Marcus Allen	Kansas City	15	12	3	0	90
RB	Barry Foster	Pittsburgh	9	8	1	0	54
TE	Shannon Sharpe	Denver	9	0	9	0	54
TE	Ben Coates	New England	8	0	8	0	48
RB	Greg Brown	Houston	8	6	2	0	48
WR	Tim Brown	L.A. Raiders	8	0	7	1	48
RB	Robert Delpino	Denver	8	8	0	0	48
WR	Michael Jackson	Cleveland	8	0	8	0	48
RB	Natrone Means	San Diego	8	8	0	0	48
RB	Leonard Russell	New England	7	7	0	0	42
RB	Brad Baxter	N.Y. Jets	7	7	0	0	42
WR	Willie Davis	Kansas City	7	0	7	0	42
WR	Anthony Miller	San Diego	7	0	7	0	42
RB	Chris Warren	Seattle	7	7	0	0	42


Ben Coates' Career Game-By-Game Receiving

1993	Opponent	No	Yds	Avg	Lg	TD
9/05	at Buffalo	1	54	54.0	54t	1
9/12	DETROIT	6	39	6.5	13	0
9/19	SEATTLE	4	47	11.8	25	1
9/26	at NY Jets	1	6	6.0	6	0
10/10	at Phoenix	4	24	6.0	15	2
10/17	HOUSTON	3	68	22.7	39	0
10/24	at Seattle	3	10	3.3	4	0
10/31	at Indianapolis	6	108	18.0	45	0
11/07	BUFFALO	3	22	7.3	12	0
11/21	at Miami	3	32	10.7	13	0
11/28	NY JETS	2	20	10.0	17	0
12/05	at Pittsburgh	3	33	11.0	16	1
12/12	CINCINNATI	3	21	7.0	11	1
12/19	at Cleveland	3	36	12.0	18	0
12/26	INDIANAPOLIS	2	44	22.0	28	0
1/02	MIAMI	6	95	15.8	42	2
1993	Totals	53	659	12.4	54t	8

1992	Opponent	No	Yds	Avg	Lg	TD
9/13	at LA Rams	-	-	-	-	-
9/20	SEATTLE	1	6	6.0	6	0
9/27	BUFFALO	4	31	7.8	11	0
10/04	at NY Jets	3	23	7.7	12	0
10/11	SAN FRANCISCO	5	45	9.0	14	1
10/18	at Miami	1	6	6.0	6	0
10/25	CLEVELAND	3	35	11.7	22t	1
11/01	at Buffalo	-	-	-	-	-
11/08	NEW ORLEANS	1	7	7.0	7	0
11/15	at Indianapolis	1	2	2.0	2	1
11/22	NY JETS	-	-	-	-	-
11/29	at Atlanta	-	-	-	-	-
12/06	INDIANAPOLIS	-	-	-	-	-
12/13	at Kansas City	-	-	-	-	-
12/20	at Cincinnati	-	-	-	-	-
12/27	MIAMI	1	16	16.0	16	0
1992	Totals	20	171	8.6	22t	3

1991	Opponent	No	Yds	Avg	Lg	TD
9/01	at Indianapolis	1	6	6.0	6	0
9/08	CLEVELAND	-	-	-	-	-
9/15	at Pittsburgh	-	-	-	-	-
9/22	HOUSTON	-	-	-	-	-
9/29	at Phoenix	-	-	-	-	-
10/06	MIAMI	-	-	-	-	-
10/20	MINNESOTA	1	17	17.0	17	0
10/27	DENVER	-	-	-	-	-
11/03	at Buffalo	4	41	10.2	17	0
11/10	at Miami	-	-	-	-	-
11/17	NY JETS	1	7	7.0	7	0
11/24	BUFFALO	1	11	11.0	11	0
12/01	at Denver	-	-	-	-	-
12/08	INDIANAPOLIS	1	2	2.0	2t	1
12/15	at NY Jets	-	-	-	-	-
12/22	at Cincinnati	1	11	11.0	11	0
1991	Totals	10	95	9.5	17	1

★ TODD COLLINS



Inside Linebacker
 6-2 • 242 • 3rd Year
 Carson-Newman
 Born: May 27, 1970
 New Market, Tenn.

54

Transactions: Todd Collins was drafted by the Patriots with their first of two selections in the third round of the 1992 NFL draft (64th player selected).

Pro Career GP/GS (26/12):

Collins emerged as a starter opposite Vincent Brown at inside linebacker in just his second professional season. **1993 (16/12):** Started the final 12 games of the season at inside linebacker ... finished second on the team with 92 tackles, 57 solo stops including one quarterback sack – career highs in each category ... snared his first career interception off Seattle's

Rick Mirer (9/19) and returned it eight yards ... batted down two passes, forced and recovered one fumble ... added three special teams tackles ... recorded a career-high 13 tackles vs. Buffalo (11/7) to earn Miller Lite Player of the Game honors ... added a game-high 12-tackle performance in the season finale vs. Miami (1/2/94) ... forced a Roosevelt Potts fumble in a 38-0 shutout vs. Indianapolis (12/26) ... recovered a Tommy Vardell fumble and returned it two yards in a 20-17 victory at Cleveland (12/19) ... totaled four tackles in his first career start in a 23-21 triumph at Phoenix (10/10) ... recorded his first career sack at Pittsburgh (12/5). **1992 (10/0):** Played in 10 games, seeing extensive duty on special teams ... tied for second on the team with 11 special teams tackles ... finished the season with only three defensive stops ... credited with two tackles at linebacker and recovered two fumbles on special teams at NY Jets (10/4) ... missed four games after being placed on injured reserve (10/16) because of a neck injury.

College: Selected first team All-American by *The Poor Man's Guide to the NFL Draft* in 1991 ... as a senior, he recorded 119 tackles (66 solos), six sacks and 11 stops behind the line of scrimmage ... returned two interceptions for touchdowns and was credited with 16 quarterback pressures ... selected first team All-American by *The NFL Draft Report* and was chosen Small College Underclassman of the Year in 1990 despite missing two games with a knee injury ... finished season with 65 tackles (19 solos), a fumble recovery and a pass deflection ... played in only five games after suffering a foot injury in the second game of the season as a sophomore ... in 1989, he notched 12 tackles (five solos), two sacks and a pass deflection ... enrolled at Georgia in 1988 but received a medical redshirt after breaking foot in fall drills ... transferred to Tennessee but suffered a separated shoulder ... left the Volunteers that fall and enrolled at Carson-Newman.

Extra Points

- Todd was named Tennessee's "Mr. Football" in 1987, the same title won by his brother, Brent, in 1985.
- That year he was rated the top prep prospect in the country and earned National Defensive Player of the Year honors from *USA Today*.

Personal: Todd Franklin Collins was born on May 27, 1970 in New Market, Tenn. ... was one of the most decorated athletes in high school football history at Jefferson County (New Market, Tenn.) High ... earned *USA Today*, *SuperPrep* and *Parade Magazine* first team All-American acclaim as a senior ... majored in psychology at Carson-Newman ... spent the offseason in the New England area taking part in the new conditioning program ... single.

Todd Collins' NFL Statistics

Tackles	G/S	TT	UT	A	S-Yds	I-Yds	PD	FF	FR	SpT
1992 (NE)	10/0	3	3	0	0.0-0	0-0	0	0	2	11
1993 (NE)	16/12	92	57	35	1.0-10	1-8	2	1	1	3
Totals-2 yrs	26/12	95	60	35	1.0-10	1-8	2	1	3	14

Single-Game Career Highs


Tackles – 13 vs. Buffalo (11/7/93)

Unassisted – 9 vs. Buffalo (11/7/93)

Assists – 4 (twice) Most recent vs. Miami (1/2/94)



RAY CRITTENDEN



Wide Receiver

6-1 • 188 • 2nd Year

Virginia Tech

Born: March 1, 1970

Washington, D.C.

81

Transactions: Ray Crittenden signed with the Patriots as a rookie free agent on May 20, 1993.

Pro Career (16/2): Crittenden was signed as an unheralded rookie free agent who had only caught nine passes in two seasons at Virginia Tech ... his size, speed and athleticism proved to merit enough potential for the Patriots to invite him to camp ... as a result, Crittenden led the Patriots with an 18.3 yard average per reception and finished fifth on the squad with 293 yards.

1993 (16/2): Played in all 16 games, starting two vs. Buffalo (11/7) and vs. New York Jets (11/28) ... finished strong rookie campaign ranked fifth in the AFC with a 20.8 yard kickoff return average (23 kickoffs for 478 yards) ... caught 16 passes for 293 yards (18.3 avg.) ... returned two punts for 37 yards (18.5 avg.) including one fair catch ... caught three passes for a season-high 69 yards at Pittsburgh (12/5) ... posted season-highs with five kickoff returns and 115 returns yards in 45-7 loss at New York Jets ... flashed signs of brilliance early in the season with a career-high five receptions for 68 yards, including a spectacular diving catch vs. Seattle (9/17) ...

Extra Points

- Ray was originally recruited to Virginia Tech by the Hokies soccer coach. He set single season soccer records in shots (70), goals (15) and points (34).
- Ray walked-on as a guard for a Virginia Tech basketball team that featured current Miami Heat point guard Bimbo Coles.

caught first touchdown in dramatic fashion, making a leaping 40-yard reception in the end zone at Miami 11/21.

College: Considered one of the best all-around athletes in Virginia Tech history ... lettered in football, soccer and basketball during college career ... utilized as wide receiver and kick returner ... caught nine passes for 113 yards (12.6 avg.) and one touchdown and returned seven kickoffs for 139 yards (19.9 avg.) during two-year football career ... caught a season-high three passes for 29 yards at Louisville ... grabbed two receptions for a season-high 47 yards in Virginia clash ... received All-South Atlantic, first team All-Metro, second team all-state honors and voted team's most valuable player all during freshman season ... finished college by playing two years of football, three years of soccer and one season of basketball.

Personal: Raymond C. Crittenden was born on March 1, 1970 in Washington D.C. ... lettered in football and basketball at Annandale (Va.) High and earned all-district and all-region honors for football and played in state all-star basketball game ... won all-state honors in soccer while at Thomas Jefferson (Va.) High prior to senior year and also lettered in football and basketball ... single.

Ray Crittenden's NFL Statistics

		—Receiving—					—Rushing—				
Year	G/S	No	Yds	Avg	LG	TD	No	Yds	Avg	LG	TD
1993 (NE)	16/2	16	293	18.3	44	1	1	-3	-3.0	-3	0
Totals-1 yr.	16/2	16	293	18.3	44	1	1	-3	-3.0	-3	0

		—Kickoff Returns—					—Punt Returns—					
Year		No	Yds	Avg	LG	TD	No	FC	Yds	Avg	LG	TD
1993 (NE)		23	478	20.8	44	0	2	1	37	18.5	30	0
Totals-1 yr.		23	478	20.8	44	0	2	1	37	18.5	30	0

Additional Statistics

Misc. Tackles – 1993 (1)

Single-Game Career Highs

Receptions – 5 vs. Seattle (9/19/93)

Yards – 69 at Pittsburgh (12/5/93)

Average – 44.0 at N.Y. Jets (9/26/93)

Long – 44 vs. N.Y. Jets (9/26/93)

Touchdowns – 1 (40 yards) at Miami (11/21/93)

Kickoff Returns – 5 at N.Y. Jets (9/26/93)

Return Yards – 115 at N.Y. Jets (9/26/93)

Return Average – 44.0 at Seattle (10/24)


Photo by David Silverman



■ Ray Crittenden caught the attention of Patriots fans with catches like this in 1993.



COREY CROOM



Running Back

5-11 • 208 • 2nd Year

Ball State

Born: May 22, 1971

Sandusky, Ohio

26

Transactions: Corey Croom signed with the Patriots as a rookie free agent on April 30, 1993 ... he was released on August 30, 1993, but was added to the practice squad the next day ... activated from the practice squad September 19, 1993.

Pro Career (14/1): Croom made the most of his opportunity when the Patriots dealt running back Jon Vaughn to Seattle (8/26/93), leaving a roster position

open to back up running back Leonard Russell. **1993 (14/1):** Played in 14 games, including one start vs. the N.Y. Jets (11/28) ... finished his rookie season as the team's third leading rusher with 198 yards on 60 carries (3.3 avg.) including one touchdown ... also caught eight passes for 92 yards ... enjoyed finest day as professional when he rushed for a career-high 93 yards on 21 carries, including a five-yard touchdown run, in a 38-0 romp vs. Indianapolis ... led the team with a 41-yard rushing effort on nine carries during a 17-13 loss at Miami.

College: Starred at Ball State, where he was the second-leading rusher in school history ... recipient of the John Magnabosco Award for team's most valuable player in 1992 ... two-time Mid-American Conference first team selection ... three-time MAC Player of the Week ... holds Ball State's single season rushing title, gaining 1,157 yards on 301 carries during his senior campaign ... accounted for 90 percent of the Cardinal's rushing offense and over 50 percent of the total offense his senior year ... led the team with 1,555 all purpose yards, an average of 141.4 per game (rushing for 1,157 yards, catching 27 passes for 161 yards and returning eight kickoffs for 237 yards) ... led all non-kickers with 36 points (six rushing touchdowns) ... rushed for a career-high 242 yards on 39 carries at Miami (Ohio) ... named MAC Player of the Week for his accomplishments ... started all 11 games his junior year and finished third in the MAC with 1,053 yards on 291 carries ... named MAC player of the Week after rushing for 190 yards with three touchdowns at Navy ... set school record with 44 rushing attempts against Kent, while gaining 165 yards and scoring once and named MAC player of the Week for his efforts ... played in nine games as a sophomore and started two ... carried the ball 106 times for 393 yards ... picked up a season-high 73 yards at Illinois State ... played in 10 regular season games plus the California Raisin Bowl his freshman year ... won the John R. Hodge Award for being team's Most Outstanding Freshman.

Personal: Corey Vincent Croom was born on May 22, 1971 in Sandusky, Ohio. ... he lettered two seasons in football and three seasons in track at Sandusky (Ohio) High ... UPI all-state in football as a senior after helping

Extra Points

- Corey is a native of Sandusky, Ohio, home of the "Magnum," the world's largest roller coaster.
- He set Ball State's single season rushing record with 1,157 yards in 1992.

team to the UPI state championship ... All-Erie Shore Conference, all-district, and Erie Shore Conference Player of Year ... team captain and two-time MVP ... tallied 3,500 yards in three seasons ... Corey and his wife Camilla have one son, Christopher Michael.

Corey Croom's NFL Statistics

Year	G/S	Rushing					Receiving				
		No	Yds	Avg	LG	TD	No	Yds	Avg	LG	TD
1993 (NE)	14/1	60	198	3.3	22	1	8	92	11.5	21	0
Totals-1 yr.	14/1	60	198	3.3	22	1	8	92	11.5	21	0

Additional Statistics

Fumbles/Lost/Rec. – 1993 (1/1/0)

Single-Game Career Highs

Attempts – 21 vs. Indianapolis (12/26/93)


Yards – 93 vs. Indianapolis (12/26/93)

Longest – 22 vs. Indianapolis (12/26/93)

TDs – 1 vs. Indianapolis (12/26/93)



STEVE DEOSSIE



Linebacker / Deep Snapper

6-2 • 248 • 11th Year

Boston College

Born: November 22, 1962

Tacoma, Wash.

50

Transactions: Steve DeOssie signed with the New England Patriots as an unrestricted free agent via the New York Jets on March 25, 1994 ... originally drafted by the Dallas Cowboys in the fourth round of the 1984 NFL draft (110th player selected) and by the New Jersey Generals in the first round (14th player selected) of the 1984 USFL draft ... traded from the Cowboys to the Giants (6/2/89) in exchange for a sixth round

pick in the 1990 draft (Derrick Walker) ... opened the 1993 season with the New York Giants and played in the first eight games before his release (11/10/93) ... signed by the New York Jets as a free agent on November 6, 1993 and played in the final seven games of the season.

Extra Points

- Steve was a standout prep performer at Don Bosco High in Roslindale, Mass.
- Played on the 1983 Boston College Liberty Bowl team, led by quarterback Doug Flutie.

Pro Career GP/GS (143/32): DeOssie has been a situational player throughout his career, playing in short-yardage situations ... still regarded as one of the premier deep snappers in the game ... the 11-year veteran will also give the Patriots depth and experience at inside linebacker. **1993 (15/0):** Played in 15 games, eight as a member of the New York Giants and the final seven games of the season as a member of the New York Jets ... recorded six special teams tackles, while playing extensively on punt, PAT, and field goal teams as the deep snapper. **1992 (12/11):** Started 11 of 12

games played before an ankle injury sidelined him for the final four weeks of the season ... finished 10th among Giant defenders with 43 total tackles and 33 solo stops ... recorded two passes defended ... added four special teams tackles ... recorded a season-high seven tackles vs. Green Bay (11/8). **1991 (16/2):** Played in all 16 games, including two starts ... played extensively on special teams and in short-yardage situations ... recorded nine tackles with seven solo stops ... in addition, DeOssie caused one fumble and broke up one pass attempt. **1990 (16/13):** Completed his most productive season as a pro, helping the Giants win the NFL championship ... started 13 of 16 games played and recorded a career-high 53 total tackles, including 36 unassisted stops ... added six special teams tackles while handling the deep-snapping duties for the Giants ... played in two playoff games before starting in Super Bowl XXV (1/27/91) in the Giants' dramatic 20-19 victory over the Buffalo Bills. **1989 (9/3):** Played in only nine games with three starts in his first year with the Giants ... missed seven games due to a stress fracture he suffered in his foot ... registered 19 tackles with 17 solos while playing in short-yardage situations ... snared his first career interception in the second game of the season against Detroit (9-17) ... added five special teams tackles. **1988 (16/1):** Played in all 16 games with one start for the Dallas Cowboys ... recorded 23 total tackles with 12 solos ... led the team with 20 special teams tackles ... handled the long snaps for the team. **1987 (11/2):** Played in 11 games and started the final two when the Cowboys linebacking corps was depleted by injuries ... first career start came vs. the Los Angeles Rams (12/11) ... responded with 14 tackles and two passes defended while playing outside linebacker in those two starts ... finished the season with 26 tackles and added 13 special teams stops. **1986 (16/0):** Played in all 16 games and recorded seven tackles in reserve duty ... played primarily on special teams. **1985 (16/0):** Appeared in all 16 games primarily on special teams and short-yardage situations ... recorded six tackles with three solo stops. **1984 (16/0):** Played in every game during his rookie campaign ... made his NFL debut with the Cowboys in the season opener vs. the Los Angeles Rams (9/3) ... made an immediate impact as a special teams player and earned a game ball for his efforts vs. Washington (12/9) ... backed up fellow rookie Eugene Lockhart at inside linebacker.


College: A four-year starter at middle linebacker for Boston College where he earned All-East honors twice and was named second team All-America as a senior ... team co-captain as a senior ... led the Eagles in tackles in each of his final three collegiate seasons.

Personal: Steven Leonard DeOssie was born on November 22, 1962 in Tacoma, Wash. ... he was an all-state performer in football, as well as a standout in baseball and basketball at Don Bosco High in Boston, Mass. ... Steve is the father of three, twins Zak and Christina, and Nichole.

Steve DeOssie's NFL Statistics

Year	G/S	TT	UT	A	S	Int	FF	FR	SpT
1984 (Dal)	16/0	8	4	4	0	0	0	0	0
1985 (Dal)	16/0	6	3	3	0	0	0	0	0
1986 (Dal)	16/0	7	4	3	0	0	0	0	0
1987 (Dal)	11/2	26	15	11	0	0	0	0	13
1988 (Dal)	16/1	23	12	11	0	0	0	0	20
1989 (NYG)	9/3	19	17	2	0	1	1	0	5
1990 (NYG)	16/13	53	36	17	0	0	1	1	6
1991 (NYG)	16/2	9	7	2	0	1	0	0	6
1992 (NYG)	12/11	43	33	10	0	0	0	0	4
1993 (NYG/NYJ)	15/0	0	0	0	0	0	0	0	6
Totals-10 yrs.	143/32	194	131	63	0	2	1	1	60

★ SAM GASH



Fullback

5-11 • 224 • 3rd Year

Penn State

Born: March 7, 1969

Hendersonville, N.C.

33

Transactions: Sam Gash was drafted by the Patriots with their second selection in the eighth round of the 1992 NFL draft (205th player selected).

Pro Career GP/GS (30/4): Gash shared playing time with fullback Kevin Turner throughout the 1993 season. **1993 (15/4):** Started four of the first five games at fullback ... sustained a knee injury in a 23-21 victory over Phoenix (10/10) and was listed inactive the following week vs. Houston (10/17) ... finished fourth on the squad in rushing with 149 yards on 48 carries and one touchdown ... added 14 receptions for 93 yards ... credited with two special teams tackles and two tackles after Patriot turnovers ... fumbled once all season ... selected by a local media panel as the Patriots Miller Lite Player of the Week in the season opener at Buffalo (9/5) when he rushed for a career-high 44 yards on 10 carries and grabbed three passes for 20 yards ... the first of those three receptions was a seven yard pass from Drew Bledsoe, Bledsoe's first career completion and Gash's first career reception ... scored on a four-yard touchdown run vs. Seattle (9/19). **1992 (15/0):** Played in 15 games during his rookie year, almost exclusively on special teams ... rushed for seven yards on five carries and added three special teams tackles ... scored first career touchdown on a one-yard plunge vs. Miami (12/27) ... recovered a fumbled punt vs. San Francisco (10/11).

Extra Points

- Sam's cousin, Thane, was an All-American safety at East Tennessee State (1983-87) and played three seasons with the Cleveland Browns and two seasons for the San Francisco 49ers.
- In 1987, Sam centered the Hendersonville High basketball team which won the North Carolina state title.

College: Started at fullback at Penn State and served as offensive co-captain as a senior ... had a career-high 391 yards and three touchdowns on 87 carries in 1991 ... started every game at fullback as a junior and finished third on the team with 315 yards and five touchdowns on 95 carries ... added 13 receptions for 153 yards that year ... received a medical redshirt due to a fractured left fibula in 1989 ... was a goal-line specialist for the Nittany Lions as a sophomore and scored seven times inside the 10-yard line ... finished with 110 yards on 35 carries ... listed third on the depth chart as a freshman and finished the season with 19 yards on eight carries ... also contributed on special teams as a freshman.

Personal: Samuel Lee Gash, Jr. was born the son of Betty A. Gash on March 7, 1969 in Hendersonville, N.C. ... earned Adidas All-American and all-state first team honors at Hendersonville (N.C.) High ... rushed for 4,739 yards and 72 touchdowns during his prep career ... lettered four times in basketball and played center for a state title team in 1987 ... was president of the student body and a National Honor Society member ... earned his

liberal arts degree from Penn State with an emphasis in speech communication, marketing and management ... Sam and his wife, Kate celebrated the birth of their first child, Samantha Leigh, on March 12, 1994 ... Kate is a member of the New England Patriettes.

Sam Gash's NFL Statistics

Year	G/S	— Rushing —					— Receiving —				
		No	Yds	Avg	Lg	TD	No	Yds	Avg	Lg	TD
1992 (NE)	15/0	5	7	1.4	4	1	-	-	-	-	-
1993 (NE)	15/4	48	149	3.1	14	1	14	93	6.6	15	0
Totals-2 yrs	30/4	53	156	2.9	14	2	14	93	6.6	15	0


Additional Statistics

Fumbles/Lost/Rec. – 1993 (1/0/0)

Misc. Tackles – 1993 (2)



MIKE GISLER



Offensive Guard

6-4 • 300 • 2nd Year

Houston

Born: August 26, 1969

Runge, Texas

67

Transactions: Mike Gisler signed with the Patriots as a free agent on March 3, 1993 ... he was originally drafted by the New Orleans Saints in the 11th round of the 1992 NFL draft (303rd player selected) ... he was released prior to the start of the season, but then signed with the Houston Oilers and was placed on their practice squad for the 1992 season.

Extra Points

- Mike is a native of Runge, a small Texas town located between San Antonio and Corpus Christi in south Texas. His graduating class in 1986 consisted of 28 people.
- In 1989, Mike blocked for Heisman Trophy winning quarterback Andre Ware at Houston.

Pro Career GP/GS (12/0):

Gisler is a big prospect who offers depth at either guard position on the offensive line. **1993 (12/0):** Played in 12 games for the Patriots on special teams units and as a reserve offensive guard ... made his NFL debut in the third week of the season vs. Seattle (9/19) ... listed among the Patriots' inactives in two games, vs. Detroit (9/12) and vs. N.Y. Jets (11/28) ... did not see any action in two other games. **1992 (0/0):** Signed with Houston and placed on their practice squad after being released from the New Orleans Saints in training camp ... was not activated to Houston's roster, thus was not credited with a year of veteran experience.


College: A four-year letterman at Houston ... earned All-Southwestern Conference acclaim as a senior ... earned second-team all-conference honors as a sophomore and junior ... regarded as one of the best pass blockers in Houston's run-and-shoot offense ... provided the protection that allowed quarterbacks Andre Ware and David Klingler to set numerous NCAA passing records during Gisler's collegiate career ... played right guard through-

out most of his career, but was versatile enough to play either guard or tackle position ... redshirted as a freshman in 1987.

Personal: Michael Gisler was born on August 26, 1969 in Runge, Texas ... football and track star at Runge (Texas) High ... three-time all district offensive and defensive tackle in football ... three-time all-academic choice ... student council president and National Honor Society vice-president as a senior ... participated on the Runge debate team ... majored in construction management at Houston ... enjoys hunting and riding horses ... he spent his first offseason in New England working out in the Patriots' conditioning program ... Mike and his wife, Lynn, were married on June 6, 1992.



TIM GOAD



Nose Tackle

6-3 • 280 • 7th Year

North Carolina

Born: February 28, 1966

Claudville, Va.

72

Transactions: Tim Goad was drafted by the Patriots with the first of three selections in the fourth round of the 1988 NFL draft (87th player selected) ... the Patriots acquired the choice from Tampa Bay in exchange for the Patriots' fifth round selection (135th overall - Henry Rolling) in the 1987 NFL draft.

Pro Career GP/GS (96/92): Goad broke into the starting lineup for the Patriots in his third NFL game and has become a fixture at nose tackle.

1993 (16/15): Did not start the season opener at Buffalo (9/5) due to the defensive alignment, which ended a 31-game consecutive starting streak ... finished third on the Patriots in

tackles (tied with Harlon Barnett) with 77 ... his 52 solo stops fell one shy of his career-high 53 recorded in 1990 ... shared the credit for a sack (with Brent Williams) against Indianapolis' Jeff George (10/31) ... registered a season-high nine stops and recovered a fourth quarter fumble to earn Miller Lite Player of the Game honors vs. the New York Jets (11/28) during a torrential rainstorm ... made eight stops in a 20-17 triumph at Cleveland (11/19) to earn Miller Lite Player of the Game honors for the second time in four weeks ... recorded seven tackles with four solos and batted down a Jim Kelly pass at the line of scrimmage in a 13-10 OT loss vs. Buffalo (11/7). **1992 (16/16):** Started all 16 games at nose tackle and finished third on the team with 72 tackles (44 solos) ... added a career-high 2.5 sacks ... tied a career-high with 12 tackles (five solos) vs. Cleveland (10/25) ... had one sack at Miami (10/18) and vs. Indianapolis (12/6) ... scored first career touchdown by returning a Christian Okoye fumble 19 yards at Kansas City (12/13) and earned co-Miller Lite Player of the Game honors for his ef-

Extra Points

- Tim attended a very small high school in Stuart, Va. He was one of only 16 players on his football team and was forced to play a number of positions, including some kickoff return duty despite his 289-pound frame.
- While growing up, Tim spent his summers working on his neighbor's tobacco fields for \$2.00 per hour.
- Tim is an avid fisherman and spends much of his offseason fishing on the rivers and lakes in North Carolina.

forts. **1991 (16/15):** Had a string of 46 consecutive starts broken in the season opener at Indianapolis (9/1) after being activated off the roster exemption list two days prior to the game and did not start ... finished the season with 45 tackles (31 solos) ... had season-high eight tackles (seven solos) and was named Miller Lite Player of the Game vs. Miami (10/6) ... notched three solo tackles and batted down a pass vs. Minnesota (10/20) ... led all defensive linemen with five tackles vs. Denver (10/27). **1990 (16/16):** Started all 16 games, 14 at nose tackle and the final two of the season at defensive tackle ... finished third on the team with 89 tackles (53 solos) ... added 2.5 sacks, one fumble recovery and one pass defended ... recorded two solo tackles and a sack at Miami (10/18) ... notched seven tackles (six solos) at Philadelphia (11/4) ... named Miller Lite Player of the Game vs. Indianapolis (11/11) by recording 10 tackles and a pass defended ... notched 10 tackles vs. Kansas City (12/2) ... named Miller Lite Player of the Game vs. N.Y. Giants (12/30) for his career-high 12-tackle performance which included half a sack and a recovered fumble. **1989 (16/16):** Started all 16 games at nose tackle and finished seventh on the team in tackles ... had six tackles in three different games, at Indianapolis (10/29), vs. New Orleans (11/12) and vs. Indianapolis (12/3) ... only sack of season was recorded at Pittsburgh (12/17) when he dropped Bubby Brister for an eight-yard loss. **1988 (16/14):** Named to all-rookie teams by UPI, *College and Pro Football Newsweekly*, *Pro Football Weekly* and *Quarterback Magazine* ... played in all 16 games ... broke into the starting lineup at nose tackle in third week and was there rest of season (Brent Williams started first two games, and moved to defensive end to replace injured Kenneth Sims) ... registered two quarterback sacks for 10 yards ... his first NFL sack was against Green Bay (10/9) when he dropped Don Majkowski for a four-yard loss ... added a six-yard sack at Buffalo (10/23) ... was the co-winner (with OG Sean Farrell) of Jim Lee Hunt award, annually awarded by team's coaches to the top offensive or defensive lineman.

College: Four-year letterman for the Tar Heels ... was a two-year starter at nose tackle his sophomore and junior seasons, before being moved to defensive tackle as senior (also started final two games of freshman year at defensive tackle) ... named Associated Press honorable mention All-America as a junior and senior ... was selected first team All-Atlantic Coast Conference in both his junior and senior campaigns ... set Tar Heel squat record of 705 pounds ... as a senior in 1987, he recorded 95 tackles (51 solos) with eight sacks and 13 tackles for losses of 65 yards ... also caused one fumble, had 16 QB pressures and two pass deflections ... as a junior, he received All-America honorable mention recognition by AP ... made 85 tackles (tops on the defensive line) and added two sacks, six tackles for minus 26 yards, 11 quarterback pressures and one pass deflection ... in 1985, he started all but one game (at nose guard) and had 90 tackles (29 solos) with a team-high 5.5 sacks and seven tackles for losses of 45 yards ... deflected four passes and credited with team-high 24 quarterback pressures ... in 1984, he saw considerable time at defensive tackle as a freshman and recorded 62 tackles (14 solos), one tackle for a loss of two yards and one quarterback pressure.

Personal: Timothy Ray Goad was born on February 28, 1966 in Claudville, Va. ... a three sport star in football, track and wrestling at Patrick County High in Stuart, Va. ... earned four letters in each sport ... earned all-state and Associated Press All-America honors as a linebacker, but also played nose guard, offensive guard, center and tackle during his prep career ... had 193 tackles as a senior, intercepted three passes and blocked 11 extra-point kicks and three field goals ... selected all-district three consecutive seasons ... received numerous recruiting inquiries despite playing for a very small school ... became school's first athlete to ever be recruited to a Division I college on an athletic scholarship ... a three-time district heavy-weight wrestling champion and reigned one year as regional champion after placing third in state as a senior ... registered a 95-18 mat record in four years ... won state AA shot put championship as a senior and placed third in the shot put at the National Junior Olympics ... was also three-time

district champion (best toss at 60 3/4) and two-time regional champion in the shot put ... graduated from North Carolina with a degree in criminal justice ... lettered in track at North Carolina and set a school record in the shot put (61-1) ... placed third and fifth in the shot put at the conference indoor championships in 1986 and 1985 respectively ... Tim's wife, Marsha, played basketball at the University of North Carolina and is currently practicing to qualify for the LPGA.

Tim Goad's NFL Statistics

Tackles	G/S	TT	UT	A	S-Yds	I-Yds	PD	FF	FR
1988 (NE)	16/14	42	32	10	2.0-10	0-0	0	0	0
1989 (NE)	16/16	62	43	19	1.0- 8	0-0	1	1	0
1990 (NE)	16/16	89	53	36	1.5-18	0-0	1	0	1
1991 (NE)	16/15	45	31	14	0.0- 0	0-0	1	0	0
1992 (NE)	16/16	72	44	28	2.5-18	0-0	2	0	1
1993 (NE)	16/15	77	52	25	0.5- 4	0-0	1	0	1
Totals-6 yrs	96/92	387	255	132	7.5-58	0-0	6	1	3

Single-Game Career Highs


Tackles – 12 (twice) Most recent vs. Cleveland (10/25/92)

Unassisted – 7 (3 times) Most recent at Cleveland (12/12/93)

Assists – 7 vs. Cleveland (10/25/92)



RICHARD GRIFFITH



Tight End

6-5 • 252 • 2nd Year

Arizona

Born: July 31, 1969

Tucson, Ariz.

88

Transactions: Richard Griffith was selected in the fifth round of the 1993 NFL Draft (138th player selected) with a choice acquired from Green Bay in exchange for running back John Stephens.

1993 (3/0): Played in three games, utilized as blocking tight end and on special teams ... saw action vs. Detroit (9/12), vs. Seattle (9/19) and vs. Cincinnati (12/12) ... inactive for 13 games.

Extra Points


- Rich played forward and center in basketball and ran the hurdles in track at Catalina High in Tucson, Ariz.
- Rich's wife, Keri, is an athletic trainer and aerobic instructor.

College: Four-year starter with the Wildcats ... completed his collegiate career with 26 catches for 363 yards and two touchdowns ... overcame a 1991 knee injury to return for the 1992 season ... started 11 of 12 games, contributing to the Wildcats' invitation to the John Hancock Bowl ... averaged 11.7 yards on six catches with a long of 28 yards ... junior season was cut short when he sustained a knee injury, which required reconstructive surgery (10/21/91) for torn ligaments ... completed sophomore season with 11 grabs for 143 yards and helped the Wildcats advance to the Aloha Bowl ... selected to *The Sporting News'* Freshman All-American Team after starting all 12 games for Arizona ... originally recruited as an offensive lineman.

Personal: Richard Pope Griffith was born on July 31, 1969 in Tucson, Arizona ... garnered all-state, all-city, Arizona Star Super 11 and *SuperPrep Magazine* All-American honors while starting as a tight end, wing back and defensive tackle at Catalina (Tucson, Ariz.) High ... earned four letters in football and basketball and two letters in track ... majored in communications at Arizona ... has been tremendously active in the community since joining the Patriots ... Rich is married (Keri).



MYRON GUYTON



Safety

6-1 • 205 • 6th Year

Eastern Kentucky

Born: August 26, 1967

Metcalf, Ga.

29

Transactions: Myron Guyton signed with the New England Patriots as an unrestricted free agent on February 28, 1994 after starting for five seasons in the defensive backfield of the New York Giants ... Bill Parcells originally drafted Guyton when he was the head coach of the New York Giants with an eighth round selection (218th overall) in the 1989 NFL draft.

Extra Points

- Myron is cousins with William Andrews, the former Atlanta Falcons pro bowl running back.
- Myron hails from Thomasville, Ga. an NFL hot-bed of talent.
(See list on page 80).

Pro Career GP/GS (68/67):

Guyton has totaled 344 tackles and five interceptions in 67 starts with the Giants ... he started in just his second professional game and has started in every game that he has participated in since then. **1993 (16/16):** Started all 16 games at free safety for the Giants ... finished third on the team with 77 tackles ... snared two interceptions which he returned for 34 yards ... ranked third on the team with six passes defended ... his first interception of the year came in the season opener at Chicago ... recorded a season-high nine tackles at Phoenix (12/26) ... added 16 stops with two eight-tackle performances in the playoffs and forced a fumble in the first round victory over Minnesota (1/9/94). **1992 (4/4):** Missed the first 12 weeks of the season with a back injury (9/9 through 12/6), ending a streak of 47 consecutive starts ... returned to start the season's final four games and recorded 19 tackles, including 14 solo stops ... recorded a season-high six tackles at Phoenix (12/12). **1991 (16/16):** Started all 16 games at free safety and finished second in total tackles in the secondary with 75 ... recovered two fumbles and broke up six passes ... recorded a season-high eight tackles at Cincinnati (12/1) ... added seven-tackle performances at Dallas (9/29), vs. Phoenix (10/6) and vs. Dallas (11/17). **1990 (16/16):** Started all 16 regular season games at free safety, helping the Giants to an NFC Eastern Division title with a 13-3 record ... started each of the Giants' three playoff games en route to the Super Bowl XXV title ... finished the season with 75 tackles, six passes defended, a fumble recovery and a forced fumble ... picked off a Dan Marino pass vs. Miami (9/23) ... registered a season-high 12 tackles at New England (12/30) ... posted eight stops earlier in the season at Philadelphia (11/25) ... added 10 postseason tackles and broke up one pass in a 20-19 triumph over Buffalo in the Super Bowl (1/27/91). **1989 (16/15):**

Assumed the starting strong safety position in just his second NFL game (vs. Detroit 9/17) ... played in all 16 games with 15 starts for the Giants ... led the team in total tackles with 98 and fumble recoveries with three ... finished fourth on the team with 10 passes defended and recorded two interceptions ... recorded eight tackles and made an interception in his first NFL start (9/17) ... made a season-high 12 stops at Dallas (10/1) ... credited with 11 total tackles vs. Philadelphia (12/3) ... grabbed his second interception of the season at Los Angeles against the Rams (11/12).

College: Four-year starter at Eastern Kentucky ... originally started at cornerback as a freshman ... completed his collegiate career starting at strong safety ... in his senior season, he recorded 81 tackles, six interceptions and a 12.5-yard punt return average as Eastern won the Ohio Valley Conference Championship ... earned All-OVC honors and was named OVC defensive player of the week when he had eight tackles and blocked two punts in victory over Western Kentucky.

Personal: Myron Maynard Guyton was born on August 26, 1967 in Metcalf, Ga. ... from a family of eight children ... football, basketball and track star at Central High in Thomasville, Ga. ... was a college teammate of Patriots' defensive end Aaron Jones ... president of the Phi Beta Sigma fraternity and vice president of the college hall council ... he is a cousin of former Atlanta Falcons' running back William Andrews (1979-83, 86) ... Myron is married (Lisa).

Myron Guyton's NFL Statistics

Tackles	TT	UT	A	FF	FR	SpT
1989 (NYG)	98	75	23	0	3	3
1990 (NYG)	75	59	16	1	1	2
1991 (NYG)	75	60	15	0	2	3
1992 (NYG)	19	14	5	0	0	0
1993 (NYG)	77	59	18	0	0	0
Totals-5 yrs	344	267	77	1	6	8

Pass Defense	Int	Yds	Avg	Lg	TD	PD
1989 (NYG)	2	27	13.5	14	0	10
1990 (NYG)	1	0	0.0	0	0	6
1991 (NYG)	0	0	0.0	0	0	6
1992 (NYG)	0	0	0.0	0	0	0
1993 (NYG)	2	34	17.0	19	0	6
Totals-5 yrs	5	61	12.2	19	0	28

Single-Game Career Highs

Tackles – 12 (twice) Most recent at New England (12/30/90)
 Unassisted Tackles – 8 (twice) Most recent vs. Philadelphia (12/3/89)
 Assists – 5 (twice) Most recent at New England (12/30/90)
 Passes Defensed – 3 (twice) Most recent at L.A. Rams (11/11/90)
 Interceptions – 1 (5 times) Most recent vs. Rams (9/19/93)
 Int. Return Yards – 19 vs. Rams (9/19/93)

IS EIGHT ENOUGH?

Myron Guyton is just one of eight Thomasville, Ga. natives to have played in the NFL. Charlie Ward, the 1993 Heisman Trophy winning quarterback, could become the ninth from that city to play in the NFL if he decides to pursue a football career rather than a basketball career.

Pos	Player, High School	NFL Teams (Years Played)
TE	Henry Childs, Douglas	Falcons, Saints, Rams, Packers (1974-84)
RB	William Andrews, Thomasville	Falcons (1979-86)
G	Guy McIntyre, Thomasville	49ers (1984-present)
S	Danny Copeland, Thomas County Central	Chiefs, Redskins (1989-present)
S	Myron Guyton, Thomas County Central	Giants, Patriots (1989-present)
LB	Jesse Small, Thomas County Central	Eagles, Cardinals (1989-92)
DE	Eric Curry, Thomasville	Buccaneers (1993-present)
QB	Shawn Jones, Thomasville	Vikings (1993 practice squad)



PAT HARLOW



Offensive Tackle

6-6 • 290 • 4th Year

Southern Cal

Born: March 16, 1969

Norco, Calif.

77

Transactions: Pat Harlow was drafted by the Patriots with their first of two first round selections in the 1991 NFL draft (11th player selected) ... the Patriots acquired the selection along with a second round pick (41st overall - Jerome Henderson), Ron Francis, David Howard and Eugene Lockhart from the Dallas Cowboys in exchange for the Patriots first round selection (1st overall - Russell Maryland).

Extra Points

- Pat played on the same Pop Warner football team as Leonard Russell.
- Pat enters the 1994 season with a 48-game consecutive starting streak, the longest among all current Patriots.

Pro Career GP/GS (48/48):

Has not missed a start since being selected in the first round of the 1991 NFL draft. **1993 (16/16):** Started every game at right tackle ... anchored an offensive line which only allowed 23 quarterback sacks all season, second only to the New York Jets (21) ... line allowed only one sack in the final six games of the season ... offensive line dominated the trench war against Indianapolis in a 38-0 shutout of the Colts, as the Patriots rushed for 257 yards in the game. **1992 (16/16):** Opened the season starting at right tackle but was moved to left tackle for the final eight games of the season after Bruce Armstrong suffered a severe knee injury ... underwent back surgery during the offseason (April 1992) and missed all of training camp ... saw action for the first time in the season-opener at the L.A. Rams (9/13). **1991 (16/16):** Started all 16 games at right tackle during his rookie season ... became the first rookie offensive lineman to start in his Patriots debut since Bruce Armstrong in 1987 and only the second to do so since John Hannah in 1973 ... Harlow was on the field for all of the Patriots' 977 offensive snaps (only Armstrong can make the same claim) ... missed only eight assignments and allowed only four sacks (based on coaching grades).

College: Four-year letterman at Southern Cal ... earned first team All-Pac-10 honors following senior season after receiving an 88 percent grade for blocking consistency and not allowing a sack ... rated as the top offensive tackle in the country going into the draft by *The NFL Draft Report* ... moved from defensive tackle to the offensive line before junior season and became All-Pac-10 honorable mention ... played defensive tackle during first two collegiate seasons.


Personal: Patrick Christopher Harlow was born on March 16, 1969 in Norco, Calif. ... he was a football standout at Norco (Calif.) High ... rated one of the top defensive linemen in California during his senior year and earned All-CIF Eastern Conference, All-Riverside County and All-Ivy League (offense & defense) first team honors ... also started at offensive tackle in high school ... majored in public administration at Southern Cal ... Pat is married (Jennifer).

Additional Statistics

Misc. Tackles – 1993 (2)



RONNIE HARRIS



Wide Receiver/Kick Returner

5-11 • 180 • 2nd Year

Oregon

Born: June 4, 1970

Granada Hills, Calif.

84

Transactions: Ronnie Harris signed with the Patriots as a rookie free agent on April 30, 1993 ... he was released when the squad was reduced to 60 players (8/23) and re-signed to the practice squad (8/31) ... activated from practice squad on December 3, 1993.

1993 (5/0): Utilized as a kickoff and punt returner during the 1993 season ... set a Patriots single-game record for the most punt returns in one game with 10 at Pittsburgh (12/5) ... he broke Irving Fryar's record of seven (11/24/84) ... finished the season with 21 punt returns for 177 yards (8.4 avg.) and five kickoff returns for 74 yards (14.8 avg.).

Extra Points

- In 1993, Ronnie became the first Patriots player to wear number 84 since Darryl Stingley retired in 1977.
- Ronnie ran the anchor for Oregon's fastest 4x100 meter relay team in the school's history.

College: Three-year letterman at Oregon ... earned Pac-10 All-Conference honorable mention his senior year ... received first team academic all-conference recognition during his junior and senior seasons ... completed his senior campaign with 32 catches for 496 yards (15.5 avg.) and four touchdowns ... also handled the punt return duties, returning 46 punts for 517 yards (11.2 avg.) good enough for fourth place in the Pac-10 ... caught at least one pass in 11 of 12 games, with his season-high coming vs. Wake Forest (6-74 and one touchdown) ... finished second among the Ducks in all-purpose yardage (1,027 yards) and an average of 85.6 yards per game ... finished second among non-kickers with 32 points (5 touchdowns) ... played in 11 games his junior season, and started 10 ... recorded 25 catches for 311 yards and three touchdowns ... played in all 12 games his sophomore season and caught eight passes for 126 yards ... played extensively on special teams in each of his three seasons.

Personal: Ronnie Harris was born June 4, 1970 in Granada Hills, Calif. ... named to the California All-State team for small schools as a multi-purpose player ... named the Class A most valuable offensive player in the North Coast Section by leading his team to 10-2 mark ... he was one of the top sprinters on the Oregon track team ... recipient of the Schlstrom Award, the Oregon Senior Scholar-Athlete Award ... he is involved in a number of Special Olympics activities in the New England region ... Ronnie is married (Kris).

Ronnie Harris' NFL Statistics


Year	G/S	—Kickoff Returns—					—Punt Returns—					
		No	Yds	Avg	Lg	TD	No	FC	Yds	Avg	Lg	TD
1993 (NE)	5/0	5	74	14.8	19	0	21	2	177	8.4	21	0
Totals-1 yr.	5/0	5	74	14.8	19	0	21	2	177	8.4	21	0

Additional Statistics

Fumbles/Lost/Rec. – 1993 (2/0/1)



BRYAN HOOKS



Defensive Lineman

6-3 • 286 • 2nd Year

Arizona State

Born: September 15, 1970

Phoenix, Ariz.

90

Transactions: Bryan Hooks was added to the Patriots' practice squad on November 2, 1993 and was activated for the final game of the season on December 31, 1993 ... he originally signed with the Minnesota Vikings as a rookie free agent on May 10, 1993, but was released during the preseason on August 23, 1993.

1993 (0/0): Hooks spent seven weeks on the Patriots' practice squad before being elevated to the active roster for the season finale vs. Miami ... he was listed among the Patriots' inactives for that game and did not suit up.

College: All-American honorable mention and All-Pac-10 Conference first team selection by *The NFL Draft Report* ... listed as the most underrated defensive player in the West by *The Poor Man's Guide to the NFL Draft* ... played in every game while starting 10 contests at defensive tackle ... recorded 46 tackles (24 solo), 14 for losses including eight sacks ... his 14 tackles for losses and eight sacks were second on a Sun Devil defense that ranked seventh in the nation ... played in nine contests, starting seven at outside linebacker ... missed final two games due to a right knee sprain ... recorded 29 tackles (18 solo), four sacks and eight stops for losses ... played in every game as a sophomore, while starting four at outside linebacker ... granted a medical redshirt after suffering a right ankle sprain in the third game of his true sophomore season ... played in eight games, with two starts his freshman season.

Personal: Bryan Edward Hooks was born on September 15, 1970 in Phoenix, Arizona ... he was selected as a first team all-state pick by the *Phoenix Gazette* and earned all-conference, all-city and all-state acclaim by the *Arizona Republic* at Marcos de Niza High in Tempe, Ariz. ... single.

Extra Points


- When Bryan isn't playing football, he enjoys reading and is an avid fisherman.
- Bryan enjoys speaking to youngsters, and spends much of his offseason visiting inner-city children in the Boston area.

THROWBACKS WEEKEND

To celebrate the 75th anniversary of professional football, the NFL will feature a number of "Throwbacks Weekends" around the league this fall. Each of the league's 28 teams will wear early-era uniforms. The Patriots will wear uniform and helmet replicas from 1963, the year the Patriots won the AFL Eastern Division Championship with a 26-8 victory over Buffalo. The Patriots will wear the Throwback uniforms for three games this year – at Cincinnati (1968) on September 18, at Detroit (1935) the following weekend and at home on October 2 when they host the Green Bay Packers (1937).



MAURICE HURST



Cornerback

5-10 • 185 • 6th Year

Southern

Born: September 17, 1967

New Orleans, La.

37

Transactions: Maurice Hurst was selected by the Patriots in the fourth round of the 1989 NFL draft (96th player selected) ... the Patriots acquired the selection from the Washington Redskins in exchange for the Patriots' fifth-round selection in 1988 (127th overall - Carl Mims).

Pro Career GP/GS (79/76):

Hurst has developed into one of the premier coverage men in the league ... a consistent performer who has only missed one game since joining the Patriots in 1989 ... he has either led the Patriots or shared the team lead in interceptions in each of his five seasons in the league.

1993 (16/16): Started every game for the Patriots at the right corner position ... finished seventh on the Patriots in tackles with 61 ... led the Patriots with four interceptions and 11 passes defended ... gained 53 yards on interception returns ... selected twice by a local media panel as the Patriots' Miller Lite Player of the Game vs. Seattle (9/19) and at Miami (11/21) ... he intercepted a pass, batted down another, made six tackles, including his first career sack (Stan Gelbaugh) and forced a fumble which was recovered by the Patriots vs. Seattle (9/19) ... recorded a season-high seven tackles at Miami (11/21) ... had a six-tackle performances on four occasions - twice against Seattle (9/19 and 10/24), at Phoenix (10/10) and at Pittsburgh (12/5). **1992 (16/16):** Started all 16 games at cornerback and recorded a career-high 63 tackles (49 solos) ... tied (with Jerome Henderson) for team lead with three interceptions - vs. NY Jets (11/22), vs. Indianapolis (12/6) and vs. Miami (12/27) ... led club with 18 passes defended ... had a season-high seven-tackle performance (five solos) vs. Seattle (9/20). **1991 (15/14):** Played in 15 games with 14 starts at right cornerback after being activated from the roster exemption list (8/30) ... finished with 51 tackles (44 solos) ... led the team with three interceptions and 17 passes defended ... played in a reserve role in the season opener at Indianapolis (9/1) and sat out vs. Cleveland (9/8) with a hamstring strain ... made first start of the season at Pittsburgh (9/15) and led the secondary with seven solo tackles ... led team with seven tackles (six solos) vs. Houston (9/22) ... had first interception of the season (10th career) at Phoenix (9/29) ... recorded second multiple-interception performance of his career in 16-13 victory vs. Buffalo (11/24) and added five tackles (four solos). **1990 (16/16):** Started all 16 games at right cornerback and finished the season with 44 tackles (32 solos), 11 passes defended and one forced fumble ... also tied for the team lead (with CB Ronnie Lippett and FS Fred Marion) with

Extra Points

- Maurice played among an all-star cast at Alcee Fortier High in New Orleans, which included NFL defensive backs Ashley Ambrose (Indianapolis) and Aeneas Williams (Arizona).
- Maurice is a cousin of Indianapolis' first round pick, Marshall Faulk.
- Maurice lists one of his greatest adventures as the time he went parasailing in the Bahamas.

four interceptions ... recorded three solo tackles and intercepted two passes, to preserve a Patriots 16-14 victory at Indianapolis (9/16) ... had four tackles (three solos) and an interception at Cincinnati (9/23) ... notched four tackles (two solos) and an interception vs. N.Y. Jets (9/30) ... made three tackles and blocked a punt at Pittsburgh (12/9). **1989 (16/14):** Started 14 of the 16 games played as a rookie ... named to the UPI and *College & Pro Football Newsweekly* all-rookie team ... also selected as the Patriots' Rookie of the Year by the 1776 Quarterback Fan Club ... led the team in interceptions with five and returned a Jim Kelly pass 16 yards for his first NFL touchdown to give New England a 30-24 victory over Buffalo (11/19) ... had team-high 10 passes defended ... finished ninth on the team in tackles with 59.

College: Two-year starter at cornerback after beginning college career as a wide receiver ... first-team All-Southwestern Athletic Conference as a senior after making 28 tackles, three interceptions and nine pass deflections ... earned honorable mention All-SWAC as a junior after leading the league in pass deflections with 18 ... was a walk-on at Southern University.

Personal: Maurice Roy Hurst was born on September 17, 1967 in New Orleans, La. ... he attended Alcee Fortier High in New Orleans, La. and lettered as wide receiver and defensive back ... earned all-district honors as a wide receiver in his junior and senior seasons ... ran the 100 and 200 meter sprints on the track team and won the district title in his junior and senior years ... set school record in 100 as senior with 10.6 time ... majored in physical education at Southern ... he is an avid golfer who spends his offseasons in Louisiana ... during the 1994 offseason, he co-hosted a metro sportscast ... Maurice's wife, Lisa, earned her degree in marketing and management and currently owns and operates a jewelry business in Louisiana.

Maurice Hurst's NFL Statistics

Tackles	G/S	TT	UT	A	S-Y	PD	FF	FR
1989 (NE)	16/14	59	48	11	0-0	10	0	0
1990 (NE)	16/16	44	32	12	0-0	11	1	0
1991 (NE)	15/14	51	44	7	0-0	17	0	0
1992 (NE)	16/16	63	49	14	0-0	18	1	0
1993 (NE)	16/16	61	50	11	1-7	11	1	0
Totals-5 yrs	79/76	278	223	55	1-7	67	3	0

Interceptions	G/S	No.	Yds.	Avg.	LG	TD
1989 (NE)	16/14	5	31	6.2	16t	1
1990 (NE)	16/16	4	61	15.3	36	0
1991 (NE)	15/14	3	21	7.0	21	0
1992 (NE)	16/16	3	29	9.7	27	0
1993 (NE)	16/16	4	53	13.3	24	0
Totals-5 yrs	79/76	19	195	10.3	36	1

Additional Statistics

Punt Returns – 1989 (1 - 6 yards)

Blocked Punts – 1990 (1)

Single-Game Career Highs

Tackles – 8 vs. Buffalo (11/19/89)

Unassisted Tackles – 6 (5 times) Most recent at Seattle (10/24/93)


Assists – 3 (2 times) Most recent at Miami (11/21/93)

Interceptions – 2 (2 times) Most recent vs. Buffalo (11/24/91)

Interception Return Yards – 36 yards vs N.Y. Jets (9/30/90)



MARIO JOHNSON



Defensive Tackle

6-3 • 288 • 3rd Year

Missouri

Born: January 30, 1970

St. Louis, Mo.

98

Transactions: Mario Johnson was claimed by the Patriots off waivers from the New York Jets on September 23, 1993 ... he was originally drafted by the Jets in the 10th round of the 1992 NFL draft (266th player selected).

Pro Career GP/GS (20/0): Johnson has been used exclusively in reserve duty in his first two seasons in the NFL ... he is a young prospect whose size and ability make him a valuable asset.

1993 (6/0): The Jets waived Johnson in the third week of the season ... he had spent the first two weeks listed among the Jets' inactive list ... signed by the Patriots and played the following week at New York Jets (9/26) ... saw limited action in six games, mostly on short-yardage situations ... listed among the Patriots' inactives six times, including the final four games of the season. **1992 (14/0):** Played in the final 14 games of his rookie campaign ... was listed among the Jets inactive players in his first two games of the season ... finished the season with 22 tackles, two sacks and three quarterback pressures ... recorded a career-high four tackles in week 16 against New Orleans (12/26) ... his first NFL sack came in week six at Indianapolis (10/11) ... registered two tackles in his professional debut vs. San Francisco (9/20).

Extra Points

- Mario owns a franchise of the Church's Fried Chicken chain. His wife Carla serves as the restaurant's account manager.

College: Started every game at Missouri during his junior and senior seasons, playing defensive tackle ... finished his collegiate career with 155 tackles and four sacks ... used as a fullback in short yardage and goal line situations.


Personal: Mario Chavez Johnson was born on January 30, 1970 in St. Louis, Mo. ... starred at Hazlewood Central High in Florissant, Mo. as a running back and defensive lineman ... named Missouri High School Player of the Year by Gatorade ... rushed for over 1,000 yards, while weighing 300 pounds ... amassed 12 sacks as a senior ... majored in liberal arts at Missouri ... remains very active with charities and youth groups ... was a volunteer fireman in Uniondale, N.Y. while with the Jets ... received the Black Achievement Award in New York for overcoming the many obstacles a 10th round draft pick must clear to succeed in the NFL ... Mario and his wife, Carla, celebrated the birth of their first child, Mario Chavez Johnson, Jr. on October 8, 1993

Mario Johnson's NFL Statistics

Year	GP/GS	TT	UT	A	S-Yds	I-Yds	PD	FF	FR	SpT
1992 (NYJ)	14/0	22	16	6	2-18	0-0	0	0	0	0
1993 (NE)	6/0	0	0	0	0-0	0-0	0	0	0	0
Totals-2 yrs	20/0	22	16	6	2-18	0-0	0	0	0	0



AARON JONES



Defensive End

6-5 • 267 • 7th Year

Eastern Kentucky

Born: December 18, 1966

Orlando, Fla.

97

Transactions: Aaron Jones signed with the Patriots on March 18, 1993 as an unrestricted free agent ... originally drafted by the Pittsburgh Steelers in the first round of the 1988 NFL draft (18th player selected).

Pro Career GS/GP (78/23): In five seasons with the Steelers, Jones lined up at both of the defensive end positions ... his only start for the Patriots came in the 1993 season opener at outside linebacker at Buf-

falo (9/5). **1993 (11/1):** Played in 11 games for the Patriots, seeing action at defensive end and outside linebacker ... finished third on the team with 3.5 quarterback sacks for 17 yards ... totaled 17 tackles with 10 unassisted ... listed inactive in five games. **1992 (13/0):** Saw reserve duty in 13 regular season games and played in the Steelers' opening round playoff game vs. Buffalo (1/9/93) ... finished the season with 33 tackles, including 19 solo stops, and registered two sacks for losses totaling 12 yards ... also recorded three pass deflections and had one fumble recovery ... he added two unassisted tackles to his season total in the first-round playoff game. **1991 (16/7):** Played in all 16 games, starting seven of the first eight at left defensive end ... recorded 30 tackles (25 solos), a pair of sacks and broke up one pass ... season-high offive solo tackles came against the New York Giants (10/14) ... logged a sack apiece against New England (9/15) and at Houston (12/8). **1990 (7/1):** Played in first seven games, with one start, before fracturing his foot against San Francisco (10/21) ... placed on injured reserve on October 25 and missed the remainder of the season ... recorded 10 tackles and two sacks prior to the injury ... sole start was vs. Houston in the home opener (9/16). **1989 (16/2):** Played in every game with two starts at right defensive end ... saw action at both end positions in reserve duty ... recorded a season-high eight tackles at Houston (10/22) ... contributed to Pittsburgh's 9-7 record and helped them advance to the second round of the playoffs ... credited with a sack in a 24-23 playoff loss at Denver (1/7/90). **1988 (15/12):** Started 12 of 15 games as a rookie, including six starts at outside linebacker and six starts at defensive end ... registered first NFL sack in opener vs. Dallas (9/4) ... totaled 20 tackles (16 solos) and 1.5 sacks on the season ... placed on injured reserve list with a knee injury on December 16 and missed the season finale vs. Miami (12/18).

College: Completed his career with 264 tackles (113 solos), 24 sacks and 40 stops behind the line of scrimmage ... compiled 66 tackles with nine sacks as a senior to earn Kodak and Walter Camp Division I-AA All-American honors ... named Ohio Valley Conference Defensive Player of the Year and first team All-OVC ... when the Steelers drafted him 18th overall, Jones became the second-highest draftee ever selected from Eastern Kentucky, second only to Wally Chambers (Chicago) who was selected eighth overall.

Extra Points

- Aaron played at Eastern Kentucky with current Patriots teammate Myron Guyton. The two were drafted in 1988.

Personal: Aaron Delmas Jones II was born on December 18, 1966 in Orlando, Fla. ... earned all-area and all-conference honors as an offensive and defensive lineman at Apopka (Fla.) High ... majored in marketing and real estate at Eastern Kentucky ... college teammate with current Patriot safety Myron Guyton ... Aaron and his wife, Jannita, have three children – sons Aaron III (11/21/85) and Michael (7/31/90), and daughter Ciara (7/13/89)

Aaron Jones' NFL Statistics

Tackles	G/S	TT	UT	A	S-Yds	I-Yds	PD	FF	FR
1988 (Pitt)	15/12	20	16	4	1.5-15	0-0	0	0	0
1989 (Pitt)	16/2	21	16	5	2.0- 8	0-0	0	0	0
1990 (Pitt)	7/1	10	7	3	2.0- 4	1-3	0	0	1
1991 (Pitt)	16/7	30	25	5	2.0-14	0-0	1	0	0
1992 (Pitt)	13/0	33	19	14	2.0-12	0-0	3	0	1
1993 (NE)	11/1	17	10	7	3.5-17	0-0	0	0	0
Totals-6 yrs	78/23	131	93	38	13.0-70	1-3	4	0	2

Single-Game Career Highs

Tackles – 8 at Houston (10/22/89)


Unassisted Tackles – 5 at Houston (10/22/89)

Assists – 5 vs. N.Y. Giants (10/14/91)

Sacks - 2 vs. Cincinnati (12/12/93)



MIKE JONES



Defensive End

6-4 • 295 • 3rd Year

North Carolina State

Born: August 25, 1969

Columbus, S.C.

96

Transactions: Mike Jones signed with the New England Patriots as a veteran free agent on June 7, 1994 ... he was originally drafted by the Arizona (Phoenix) Cardinals in the second round of the 1991 NFL draft (32nd player selected).

Pro Career GP/GS (47/19): Jones has totaled 82 tackles and nine sacks in three NFL seasons with the Cardinals ... he shared the team lead with six sacks in 1992

and was projected as one of the rising stars for the Cardinals at the time ... at nearly 300 pounds, he still maintains 5.0 speed in the 40 yard dash.

1993 (16/3): Started three games at defensive end for the Cardinals ... finished the season ranked fourth on the team with three sacks, despite limited playing time and only 24 total tackles on the season ... credited with eight quarterback hurries and two passes batted away at the line of scrimmage ... he forced one fumble. **1992 (15/15):** Started 11 games at right defensive end and four at left defensive end ... totaled 37 tackles, including 26 solo stops ... opened the season with a pair of tackles and a sack in each of the first two games – at Tampa Bay (9/6) and vs. Philadelphia (10/11) ... recorded a season-high of six tackles at Atlanta (11/15) ... collected five tackles and a sack at the N.Y. Giants (10/11) ... repeated that performance

Extra Points

- Mike played quarterback, tight end and linebacker at C.A. Johnson High School in Columbia, S.C. His prep coach was his father, Dave Jones.

two weeks later at Philadelphia (10/25) ... played nearly every down of the Washington (11/29) and San Diego (12/5) contests, despite having a sore knee that required draining before each game ... finished the season listed among the Cardinals inactives (knee) vs. Tampa Bay (12/27). **1991 (16/1):** Played in every game during his rookie campaign and had one starting assignment ... he made his starting debut at nose guard in Denver (12/15) ... despite playing out of position, he finished his first game with seven tackles, including a batted pass that a teammate snared for an interception, which set up a third quarter field goal ... registered two tackles and a quarterback hurry in the season finale vs. New Orleans (12/22).

College: A four-year letterman at North Carolina State who played opposite Patriots' defensive end Ray Agnew ... during his collegiate career, Jones collected 152 tackles, 21 quarterback sacks, 43 quarterback pressures and 28 tackles for loss ... led the Wolfpack with 10 tackles and 20 pressures as an All-Atlantic Coast Conference selections as a senior.


Personal: Michael David Jones was born August 25, 1969 in Columbus, S.C. ... starred in football at C.A. Johnson High in Columbus, South Carolina where he played for his father Dave Jones ... amassed 160 tackles and four interceptions at linebacker and registered 42 pass receptions for 460 yards (10.9-yard average) as an All-South Carolina tight end ... also lettered in track and field, where he won the district title in the shot put ... converted to defensive line at NC State from linebacker and tight end as a prep ... majored in economics and business at N.C. State ... single.

Mike Jones' NFL Statistics

Year	G/S	TT	UT	A	S-Yds	I-Yds	PD	FF	FR
1991 (Pho)	16/1	21	13	8	0-0	0-0	1	0	0
1992 (Pho)	15/15	37	26	11	6-47	0-0	0	1	0
1993 (Pho)	16/3	24	13	11	3-14	0-0	2	1	0
Totals-3 yrs	47/19	82	52	30	9-61	0-0	3	2	0



BOB KRATCH



Guard

6-3 • 288 • 6th Year

Iowa

Born: January 6, 1966

Brooklyn, N.Y.

61

Transactions: Bob Kratch was signed by the Patriots as an unrestricted free agent from the New York Giants on February 21, 1994 ... originally drafted by Bill Parcells, while he was the head coach of the New York Giants, in the third round (64th overall) of the 1989 NFL draft ... signed with the Giants on July 24 ... was placed on the Giants' developmental squad (10/18 through 10/21) before being activated.

Extra Points

- Bob has won two football championships during his playing days – one in 1990 as a member of the New York Giants and the other in 1982 when his high school team won the New Jersey State Title.


Pro Career GP/GS (66/35): Played five seasons with the New York Giants, including two seasons with then Giants head coach Bill Parcells ... started at right guard for 10 games during the Giants' 1990 championship season. **1993 (16/16):** Started all 16 regular season games at right guard ... helped the Giants post an 11-5 overall record and a wild-card playoff berth ... the Giants led the league in rushing with 2,210 yards on 560 carries, 1,077 yards of which were attained by running back Rodney Hampton. **1992 (16/7):** Started seven of 16 games for the Giants, one at left guard for William Roberts and six games at right guard for Eric Moore ... helped the Giants to a sixth-place league ranking in rushing (fourth in the NFC) ... Rodney Hampton finished fifth in the NFC in rushing with a career-high 1,141 yards. **1991 (16/1):** Played in all 16 games with one start ... continued to be a valuable reserve in the trenches and played extensively on short-yardage situations ... helped Rodney Hampton to his first 1,000-yard rushing season with 1,059 yards. **1990 (14/10):** Played in 14 regular season games with 10 starts at right guard when Eric Moore moved to left tackle to fill in for the injured John "Jumbo" Elliott ... Giants finished 13-3 on the year and claimed the NFC Eastern Division title ... he played in all three postseason games and filled in at right guard when Moore was injured in the first half of the Giants' Super Bowl XXV victory over Buffalo (1/27/91). **1989 (4/1):** Played in four games with one start after missing the first seven weeks of the season on injured reserve with a broken thumb which he sustained late in training camp ... first career start was vs. Philadelphia (12/3).

College: Earned first team All-Big Ten honors and honorable mention All-American acclaim following his senior season at Iowa in 1988 ... voted team co-captain as a senior ... started at either guard or tackle in 36 of the 43 games he played in during his collegiate career ... earned all-conference honors at guard in 1986 ... missed most of 1987 season with a broken leg ... selected to play in the East-West Shrine game following his senior season.

Personal: Robert A. Kratch was born on January 6, 1966 in Brooklyn, N.Y. ... a star prep football player at Mahwah (N.J.) High, where he earned all-state and all-conference honors and guided his team to the 1982 New Jersey State Championship ... earned his bachelor of arts degree at Iowa in 1989 ... has been very involved in charitable causes in his native Bergen County region ... Bob and his wife, Kristy, have two sons - Colby (11/17/90) and Nathaniel (9/1/93).



DION LAMBERT



Safety

6-1 • 190 • 3rd Year

UCLA

Born: February 12, 1969

Lake View Terrace, Calif.

28

Transactions: Dion Lambert was drafted by the Patriots with their first of two picks in the fourth round of the 1992 NFL draft (90th player selected) ... the Patriots acquired the selection from San Diego in exchange for a 1991 fifth round selection (127th overall - Floyd Fields).

Pro Career GP/GS (30/4): Lambert made his starting debut in 1993 as a

Extra Points

- Dion's older brothers, Gene and Reggie Lambert, both played professional baseball in the minor league system.

nickel back against the Buffalo Bills (11/7). **1993 (14/4):** Started four games for the Patriots, including three games at free safety late in the season, replacing an injured Harlon Barnett ... the Patriots were 3-1 in games in which Lambert started ... recorded 28 tackles, with 19 solo stops, batted down two passes and forced a fumble ... snared his first NFL interception on a Vinny Testaverde pass into the end zone, killing a Browns drive to preserve a 20-17 victory at Cleveland (12/19) ... recorded a career-high seven tackle outing vs. Cincinnati (12/12) ... he was listed inactive for two games, vs. Detroit (9/12) and at Phoenix (10/10). **1992 (16/0):** Played in all 16 games in his rookie campaign, both on special teams and in the secondary ... finished with 23 tackles (13 solos) and added 10 tackles on special teams ... made a season-high five tackle performance vs. San Francisco (10/11) ... recorded first NFL sack vs. NY Jets (11/22) ... forced Andre Reed to fumble (recovered by Randy Robbins) vs. Buffalo (9/27).

College: Four-year letterman at UCLA ... he suffered a torn ligament in his right foot as a senior and missed five of UCLA's first six games in 1991 ... finished the season with 22 tackles (17 solos), and six passes defended ... selected All-Pac-10 honorable mention after 1990 junior season by recording 48 tackles (35 solos), one interception and four passes defended ... earned second team All-American recognition from *The Poor Man's Guide to the NFL Draft* after starting all year at cornerback in 1989 ... that year, he totaled 89 tackles (59 solos), one sack, one interception, and eight passes defended ... played nine games in reserve role during 1988 freshman season and finished with 25 tackles (14 solos) and three passes defended ... was redshirted in 1987.


Personal: Dion Adrian Lambert was born on February 12, 1969 in Lake View Terrace, Calif. ... was an All-American selection by *Super Prep* magazine and earned honorable mention from *The Sporting News* at Kennedy (Lake View Terrace, Calif.) High ... selected Valley Class 4A Defensive Player of the Year and all-city pick as a senior, after recording 82 tackles (57 solos), three fumble recoveries and three interceptions (one returned for a touchdown) ... caught 21 passes for 325 yards and seven touchdowns as a wide receiver during his senior year ... majored in history at UCLA ... single.

Dion Lambert's NFL Statistics

Year	G/S	TT	UT	A	S-Yds	I-Yds	PD	FF	FR
1992 (NE)	16/0	23	13	10	1.0-14	0-0	0	1	0
1993 (NE)	14/4	28	19	9	0.0-0	1-0	2	1	0
Totals-2 yrs	30/4	51	32	19	1.0-14	1-0	2	2	0



BURNIE LEGETTE



Fullback

6-1 • 243 • 2nd Year

Michigan

Born: December 5, 1970

Colorado Springs, Colo.

35

Transactions: Originally signed with the Patriots on April 30, 1993 as a rookie free agent ... he was then waived when the Patriots reduced their roster to 47 players (8/30/93) ... he was assigned to their practice squad the following day (8/31/93) ... activated from the practice squad on October 10, 1993 and remained on the active roster for the duration of the season.

1993 (7/0): Participated in seven games on the Patriots' special teams units ... he was listed as the third-string fullback behind Kevin Turner and Sam Gash ... did not have an opportunity to carry the ball in 1993 ... did not register any special teams tackles.


College: Three-year letterman at Michigan ... played in 11 games as a senior and gained 155 yards with two touchdowns on 43 carries (3.6 avg.) ... caught seven passes for 58 yards (8.3 avg.) ... suffered a right thumb injury in spring drills ... rated best blocker among league's running backs by *The Poor Man's Guide to the NFL Draft* ... started at the fullback position in 10 games during his junior season ... missed two contests due to an ankle sprain ... gained 213 yards with a touchdown on 43 carries (5.0 avg.) and added 49

yards on five receptions ... played in all 12 games as a sophomore, backing up current Giants fullback Jarrod Bunch ... rated as one of the top freshman running backs in the nation by *The Sporting News*... saw most of his action on special teams, but managed 22 carries for 98 yards as a freshman.

Personal: Burnie Legette was born December 5, 1970 in Colorado Springs ... he was an All-American selection by *Parade Magazine* as a senior at Mitchell High in Colorado Springs, Colo. ... earned all-state honors as a junior and a senior ... set school records with 3,765 yards rushing with 49 touchdowns during his prep career ... lettered three times each in football, track and basketball, earning all-league honors every year in each sport ... was the student body president as a senior ... single.



VERNON LEWIS



Cornerback

5-10 • 192 • 2nd Year

Pittsburgh

Born: 10/27/70

Houston, Texas

43

Transactions: Vernon Lewis signed with the Patriots as a rookie free agent on April 30, 1993.

Pro Career GP/GS (10/0): Lewis has been timed at 4.35 in the 40-yard dash, one of fastest players on the team. **1993 (10/0):** Made the team as a rookie free agent and played in 10 games ... finished third on the team with eight special teams tackles ... saw limited action at cornerback, but did not record a tackle.

Extra Points

- As a high school senior, Burnie was selected by Gatorade as one of their "Circle of Champions - High School Player of the Year" in football.
- Burnie played with teammates Corwin Brown and Doug Skene at Michigan.

Extra Points

- "Baby Face" Paige, formerly with the Harlem Globetrotters, is Vernon's cousin.
- The Giants' Rodney Hampton was a high school teammate of Vernon's at Kashmere High in Texas.

College: All-American honorable mention and All-Big East Conference first team selection by *The NFL Draft Report* ... listed as most underrated player in the country at his position by *The Poor Man's Guide to the NFL Draft* ... ECAC All-Star team ... started all year at free safety as a senior, recording 58 tackles (43 solo) with eight pass deflections and three interceptions ... recorded a season-high eight stops with an interception and pass deflection vs. Rutgers ... played in every game his junior year, seeing reserve action at right cornerback ... made 23 tackles (14 solo) with an assisted sack and one tackle for a loss ... blocked three kicks his sophomore season while seeing action in 10 games ... also added nine tackles and two interceptions.


Personal: Vernon Lewis Jr. was born on October 27, 1970 ... he was an all-state selection as a defensive back and wide receiver at Kashmere (Tex.) High ... caught three touchdown passes as a receiver and picked off five passes, returning three for touchdowns, as a defensive back during his senior year ... added a pair of letters in track and golf ... single.

Additional Statistics

Special Teams Tackles – 1993 (8)



BRANDON MOORE



Offensive Tackle

6-6 • 295 • 2nd Year

Duke

Born: June 21, 1970

Ardmore, Pa.

70

Transactions: Signed as a rookie free agent on July 17, 1993 after being released by the Miami Dolphins during training camp.

1993 (16/0): Participated in all 16 regular season games ... saw action on special teams, as well as on the offensive line ... used as third tight end in short yardage situations.

College: Four-year letterman and two-year starter at Duke ... started 11 games at left tackle in his senior season ... started every contest at offensive tackle his junior year ... member of the ACC All-Academic team and the Exxon Supreme Team in 1991 and 1992 ... saw action in eight games with one start (1990 season-opener at South Carolina) as a sophomore ... played in seven games as a freshman ... redshirted in 1988.

Extra Points


- During the offseason, Brandon enrolled in Andre Tippett's karate class.
- After his release from the Miami Dolphins, Brandon planned to enroll in law school. Those plans were postponed when the Patriots invited him to camp last summer and kept him on their active roster throughout the season.

Personal: Brandon Christopher Moore was born on June 21, 1970 in Ardmore, Pa. ... named Main Lane Football Player of the Year at Archbishop Carroll High in Radnor, Pa. ... selected to all-state, all-regional and all-Pennsylvania teams ... played in Pennsylvania "Big 33" annual all-star

game ... also played center on basketball team and threw the javelin for the track and field team ... member of the ACC honor roll from 1989-92 ... double majored in sociology and political science at Duke ... father, Richard Moore played football at Villanova (1965-68) and for the Green Bay Packers from 1969-71 ... worked for Reebok during the 1994 offseason ... has been extremely active in the community since joining the Patriots and lists the D.A.R.E. program as the charity in which he is most involved ... Brandon is engaged to Alissa Trollinger.



MIKE PITTS



Defensive Tackle

6-5 • 277 • 12th Year

Alabama

Born: Sept. 25, 1960

Pell City, Ala.

93

Transactions: Mike Pitts was signed by the Patriots on June 7, 1993 as an unrestricted free agent from the Philadelphia Eagles ... originally drafted by Atlanta in the first round (16th player selected) of the 1983 NFL draft ... he was acquired by the Eagles on September 7, 1987 in a trade with the Atlanta Falcons in exchange for defensive end Greg Brown.

Extra Points

- Mike's cousins include Charles Barkley (Phoenix Suns), Warren Kid (Philadelphia 76ers) and running back Ricky Porter (formerly with the Lions, Colts and the Memphis Showboats of the USFL).

Pro Career GP/GS (153/108):

Pitts helped form one of the most dominant defensive lines in all of football (Pitts, Reggie White, Jerome Brown, Clyde Simmons) during his six seasons in Philadelphia ... now in his 12th season, he is the senior member of the Patriots defense. **1993 (16/15):** Opened the season as a reserve and recorded three tackles at Buffalo (9/5) ... started the next 15 games at right defensive end ... finished sixth on the Patriots with 75 total tackles, including three sacks ... forced his only fumble of the season when he stripped Thurman Thomas of the ball vs. Buffalo (11/7) ... recorded a season-high 12 stops vs. Seattle (9/19) ... dropped Jeff George for his first of three sacks as a Patriot at Indianapolis (10/31). **1992 (11/3):** Played in 11 games for the Philadelphia Eagles, starting the final three at left defensive tackle ... helped the Eagles to an 11-5 regular season record and a return to the playoffs ... sustained a preseason back injury and started the season on injured reserve ... returned to the active list for Game Six and slowly worked his way back into the starting lineup ... registered his first sack of the season at Green Bay (11/15) ... caught Steve Young twice at San Francisco (11/29), the only sacks recorded by the Eagles, on consecutive plays ... started the following week vs. Minnesota (12/6) at left defensive tackle. **1991 (16/15):** Played in all 16 regular season games, starting all but one ... finished the season with 100 tackles (58 solos), two forced fumbles, one fumble recovery and two sacks ... compiled a season-high 13 tackles vs. San Francisco (10/27) ... recorded one of the Eagles' team record 11 sacks vs. Dallas' Troy Aikman (12/15) ... considered one of the best run-stoppers in the league. **1990 (4/3):** Registered three sacks in his first two games before suffering a left knee injury vs. Phoenix (9/16) early in the season ... named defensive player of the game in the season opener at New York (9/

9) and followed with back-to-back first quarter sacks vs. Phoenix (9/16) before his injury in the fourth quarter ... underwent arthroscopic surgery (9/19) and returned to the active roster after 12 weeks of rehabilitation (12/21) ... started a week later at Phoenix (12/29) and in the Wild Card Playoff game vs. Washington (1/5/91) ... finished the season with 18 tackles (14 solos) and three sacks, despite playing in only four games. **1989 (16/16):** Started every game and contributed seven sacks to help set a team record of 62 sacks on the season ... credited with two sacks vs. San Francisco (9/24) ... helped the Eagles to an 11-5 record ... finished the season with 110 tackles (63 solos), three pass deflections, two fumble recoveries, seven sacks and 47 quarterback hurries ... his fumble recovery against the Giants set up a game-winning touchdown. **1988 (16/16):** Ranked fifth on the Eagles' defensive charts with a career-high 121 tackles (80 solos) and three pass deflections ... added 1.5 sacks with 42 quarterback pressures ... amassed a career-high 18 tackles (13 solos) in a clash at Cleveland (10/16) ... considered by then head coach Buddy Ryan as the Eagles' "most consistent defensive lineman." **1987 (12/6):** Acquired by the Eagles from Atlanta for defensive end Greg Brown (9/7) ... played in all 12 non-strike games and started the last five ... led the team with four fumble recoveries ... earned a game ball at New England (11/27) after he recorded two sacks and returned a fumble 21 yards to set up a touchdown. **1986 (16/0):** A defensive tackle in his first three seasons in the league, Pitts played out of position when the Falcons made the transition from the 4-3 to the 3-4 defensive alignment ... despite limited playing time, still recorded 5.5 sacks and 34 tackles (24 solos) ... recorded the second blocked field goal of his career at Cleveland (10/16). **1985 (16/16):** Recorded a career-high 7.5 sacks and finished the season ranked third on the team with 102 tackles (61 solos) ... intercepted his first and only career interception vs. the Rams (9/8) ... forced two fumbles and recovered another ... started every game for the Falcons. **1984 (14/14):** Started 14 games before a knee injury forced him to miss the final two games of the season ... finished the year with 88 tackles (51 solos) and 5.5 sacks. **1983 (16/4):** Played in every game, starting four, in his rookie campaign ... totaled 75 tackles and seven quarterback sacks while earning NFL all-rookie honors ... registered his first blocked field goal in a game at New Orleans (9/8) ... ravaged the New York Jets (10/23) for a career-high three sacks.

College: Played as a stand-up defensive end for the legendary head coach Paul "Bear" Bryant at Alabama ... was a backup to future NFL all-pro E.J. Junior (Cardinals, Dolphins) in his first two seasons before earning All-American honors himself as a junior and senior ... list of senior honors included first team All-American as selected by UPI, NEA, Football Coaches, Football Writers, *The Sporting News*, *Football News* and *College and Pro Football Newsweekly* ... named second team All-America by Associated Press ... invited to play in the Hula and Senior Bowl all-star games ... amassed 214 total tackles and picked off two passes during his career ... compiled 14 quarterback sacks as a junior, while totaling 22 career sacks for the Crimson Tide ... added 26 tackles for losses in his final two seasons.

Personal: Michael Anthony Pitts was born on September 25, 1960 in Pell City, Ala. ... an All-American, all-state and all-metro prep selection while playing defensive end and wide receiver at Polytechnic (Baltimore, Md.) High ... won the state championship and played one year of lacrosse in high school ... majored in advertising at Alabama ... owns a beauty spa in Atlanta ... was nominated as the Outstanding Young Man of America in 1989 ... is a member of "Athletes for Kids," a national organization whose members speak to youngsters about staying in school and about the dangers of drug and alcohol abuse ... is also active in the "Just Say No to Drugs" campaign ... Mike and his wife, Eugenie James Pitts, each operate their own businesses in Atlanta, Ga. ... Mike owns a team uniform supplier called Knight's Apparel, while his wife owns and operates a day spa for women called Eugenie's Pampering Palace ... Mike has one son, Michael Jr. (7/1/87).

Mike Pitts' NFL Statistics

Regular Season

Year	G/S	TT	UT	A	S-Yds	I-Yds	PD	FF	FR
1983 (Atl)	16/4	75	49	26	7.0-	0-0	—	2	1
1984 (Atl)	14/14	88	51	37	5.5-	0-0	—	0	2
1985 (Atl)	16/16	102	61	41	7.5-	1-1	—	2	1
1986 (Atl)	16/0	34	24	10	5.5-	0-0	—	2	2
1987 (Phi)	12/6	29	21	8	2.0-	0-0	—	0	4
1988 (Phi)	16/16	121	80	41	1.5-	0-0	3	1	0
1989 (Phi)	16/16	110	63	47	7.0-	0-0	3	0	2
1990 (Phi)	4/3	18	14	4	3.0-	0-0	0	0	0
1991 (Phi)	16/15	100	58	42	2.0-	0-0	2	2	1
1992 (Phi)	11/3	19	16	3	4.0-	0-0	1	0	0
1993 (NE)	16/15	75	51	24	3.0-23	0-0	0	1	0
Totals-11 yrs	.153/108	771	488	283	48.0-	1-1	9	10	13

Additional Statistics

Blocked Field Goals (2) – 1983 (1), 1986 (1)

Blocked PAT's – 1986 (1)

Playoff Statistics

Year	G/S	TT	UT	A	S-Yds	I-Yds	PD	FF	FR
1988 (Phi)	1/1	6	3	3	0-0	0-0	0	0	0
1989 (Phi)	1/1	0	0	0	0-0	0-0	0	0	0
1990 (Phi)	1/1	5	4	1	0-0	0-0	0	0	0
1992 (Phi)	1/1	0	0	0	0-0	1-3	1	0	0
Totals-4 yrs.	4/4	11	7	4	0-0	1-3	1	0	0

Single-Game Career Highs

Tackles – 18 at Cleveland (10/16/88)


Unassisted Tackles – 13 at Cleveland (10/16/88)

Sacks – 3 at N.Y. Jets (10/23/83)

Interceptions – 1 vs. Rams (9/8/85)



TERRY RAY



Safety

6-1 • 205 • 3rd Year

Oklahoma

Born: Oct. 12, 1969

Belgium

23

How Acquired: Terry Ray was claimed by the Patriots off waiver from the Atlanta Falcons on August 31, 1993 ... he was originally drafted by the Atlanta Falcons in the sixth round of the 1992 NFL draft (158th player selected).

Pro Career GP/GS (25/3): Ray has seen limited action in his first two NFL seasons ... registered 48 tackles, despite only starting in three games during his career. **1993 (15/1):** Listed inactive for the Patriots' season opener at Buffalo (9/5) after being claimed off waivers from Atlanta the week before ... played in each of the remaining 15 games for the Patriots and started

the season finale vs. Miami (1/2/94) ... made the most of his sole starting opportunity, recording a career-high 11 tackles in the Patriots' 33-27 overtime victory which knocked Miami out of the playoffs ... had only recorded seven tackles in reserve duty prior to his first start ... intercepted his first NFL pass in the Patriots' 7-2 victory over Cincinnati (12/12) ... made season-long contributions on special teams ... finished the season ranked second on the team with nine special teams tackles. **1992 (10/2):** Played in 10 games in his rookie campaign and started two games when Scott Case suffered a torn pectoral muscle in the third week of the season ... credited with 30 tackles (15 solos) and six special teams stops ... recorded a season-high eight tackles vs. Chicago (9/27) ... started his second game of the season vs. Green Bay (10/4) and recovered his first career fumble.

College: Four-year letterman at Oklahoma ... finished his collegiate career with 188 career tackles, the third most by a Sooner defensive back ... added seven interceptions and 23 passes defended during his Sooner career

... recorded 54 tackles (35 solos) and three interceptions as a senior in 1991 ... finished second among Sooner defensive backs in tackles with 50 in 1990 and earned all-Big Eight honors following his junior campaign ... recorded a career-high 13 tackles in a game vs. Colorado that season ... in 1989, he recorded a single-season, career-high 70 tackles ... in 1988, he was one of only four freshman to earn a football letter for the Sooners.

Extra Points

- Terry's wife, Marie, helped start the Georgia State Lottery while Terry was playing with the Falcons.
- Terry's brother, Darrol, played for the New York Jets from 1980 - 1986.

Personal: Terry Ray was born on October 12, 1969 in Belgium ... played running back and defensive back at Ellison High in Killeen, Texas ... earned a hard-hitting reputation and was referred to as "perhaps the best one-on-one defender in the state" by one Texas newspaper ... as a senior, he rushed for 114 yards, intercepted four passes, returned eight punts for 138 yards and blocked six kicks ... worked for two seasons at Earl Campbell's football camp in San Marcos, Texas ... majored in communications at Oklahoma ... older brother, Darrol, also attended Oklahoma, before playing professionally for the New York Jets (1980-1985) ... a computer game enthusiast who lists John Madden's football game as one of his favorites ... married (Marie Elizabeth).

Terry Ray's NFL Statistics

Tackles	GP/GS	TT	UT	A	S-Yds	I-Yds	PD	FF	FR	SpT
1992 (Atl)	10/2	30	15	15	0-0	0-0	0	0	1	6
1993 (NE)	15/1	18	8	10	0-0	1-0	3	0	0	9
Totals-2 yrs..	25/3	48	23	25	0-0	1-0	3	0	1	15

Single-Game Career Highs

Tackles – 11 vs. Miami (1/2/94)


Unassisted Tackles – 6 vs. Chicago (9/27)

Assists – 6 vs. Miami (1/2/94)

Interceptions – 1 vs. Cincinnati (12/12/93)



RICKY REYNOLDS



Cornerback

5-11 • 190 • 8th Year

Washington State

Born: January 19, 1965

Sacramento, Calif.

21

Transactions: Ricky Reynolds signed with the New England Patriots as an unrestricted free agent on April 11, 1994 after the Tampa Bay Buccaneers removed his "transition player" status ... originally drafted by the Buccaneers in the second round of the 1987 NFL draft (36th player selected).

Pro Career GP/GS (106/103): Reynolds has started at cornerback for the Buccaneers since joining the team in 1987 ... his 103 career starts for the Bucs ranked fifth in team history and second among defensive backs ... his 17 career interceptions tied Reynolds for third-highest career total in team history ... set the Tampa Bay record with 118 career

passes defended ... scored three touchdowns for the Bucs, once on an interception return, once on a blocked punt recovery and once on a fumble return. **1993 (14/13):** Started 13 games for the Bucs, 11 at right cornerback and two at left cornerback ... had his 50 game consecutive starting streak snapped when he was listed inactive against Detroit (10/3) due to a shoulder injury ... finished the season with 60 total tackles, including his third career sack and an interception ... limited Green Bay's All-Pro wide out Sterling Sharpe to just 43 yards receiving on six catches ... turned in a season-high eight tackles and two passes defended vs. San Francisco (11/14) ... recorded seven tackles at Chicago (9/26) ... snared his only interception of the season, the 17th of his career, at the Giants (9/12). **1992 (16/16):** Started every game at left cornerback and set a Bucs record with 24 passes defended (unofficial statistic) ... earned All-Pro recognition from *Pro Football Weekly* following the season ... recorded at least two passes defended in seven games and knocked away a season-high five pass attempts vs. Indianapolis (10/4) ... turned in a stellar performance vs. Green Bay (9/13) when he recorded eight tackles, forced a Harry Sydney fumble, returned another fumble for a touchdown and intercepted his first pass of the season in a 31-3 triumph ... he was selected *The Sporting News'* NFL Defensive Player of the Week for his performance ... registered six tackles,

Extra Points

- Ricky's cousins include Milwaukee Brewers left fielder Greg Vaughn and former major leaguer Jerry Royster, who is currently the third base coach of the Colorado Rockies.
- Ricky and his wife Pam both ran track at Luther Burbank High in Sacramento, Calif. Both athletes were recruited to Washington State University, where Ricky played football and Pam ran track. Pam recorded the fastest times in the school's history in the 100-meter (:11.26 wind-aided), 200-meter (:23.21 wind-aided) and as the anchor of the 4x100-meter relay (45.08).

including the second sack of his career, and two passes defended in a 20-17 victory vs. Chicago (11/5) ... his second interception of the season came vs. Minnesota (11/8). **1991 (16/16):** Started all 16 games at left cornerback and recorded 45 tackles ... recorded his first NFL sack at Minnesota (11/3) when he knocked quarterback Rich Gannon out of bounds for a two-yard loss ... intercepted passes at Detroit (9/29) and vs. Green Bay (10/27) ... his interception vs. Green Bay was a spectacular, diving grab in the end zone ... led the Bucs with 10 passes defended. **1990 (15/15):** Started the final 15 games at left corner ... missed the season opener at Detroit (9/9) after an extended holdout ... signed prior to the start of the season, but was designated as a roster exemption for the first game and was not activated until September 14 ... finished the season with 49 total tackles, three interceptions and 13 passes defended ... recorded a season-high seven tackles at Minnesota (9/30) ... grabbed one interception apiece vs. Dallas (10/21), Atlanta (12/2) and at Chicago (12/23) ... earned Special Teams Player of the Week honors following a three-tackle outing vs. Detroit (9/23) ... blocked one kick, the third of his career, on a field goal attempt vs. Chicago (11/4). **1989 (16/15):** Started the first 15 games of the season at left cornerback, but had his 43-game consecutive starting streak snapped in the season finale vs. Pittsburgh (12/24) due to an ankle injury ... he was able to play in the game and intercepted his fifth pass of the season, a career-high ... recorded 71 tackles during the year, the third straight season to exceed the 70-tackle plateau ... scored his first and second career touchdowns in back-to-back games, a 68-yard interception return vs. Detroit (10/15) and a 33-yard return of his own blocked punt at Washington (10/22) ... one of his most memorable performances came against San Francisco (9/17) when he intercepted two Joe Montana passes and broke up five additional attempts ... selected as the Bucs' Player of the Game against both San Francisco and Detroit (10/15) ... recorded a career-high 10 tackles at Minnesota (10/1) ... intercepted a pass vs. Green Bay (12/3). **1988 (16/16):** Started every game for the Bucs and recorded a career-high 74 tackles (64 solos) ... led the team with 22 passes defended ... finished the year with four interceptions ... first career interception came at New Orleans (9/25) ... remaining interceptions were recorded at Indianapolis (10/16), vs. Buffalo (12/4) and at New England (12/11) ... totaled a season-high nine tackles on two occasions – vs. Miami (10/30) and at Detroit (11/13). **1987 (12/12):** Started every non-strike game for the Bucs at left cornerback ... started in his NFL debut, a 48-10 victory over Atlanta ... selected by *Pro Football Weekly* as the NFL's top rookie cornerback ... led all Bucs defensive backs and finished second on the team with 70 total tackles (58 solos) ... led the team with 16 passes defended ... totaled a season-high six tackles, two passes defended, a forced fumble and a pair of special teams tackles vs. Chicago (10/25).

College: A four-year letterman and three-year starter at Washington State (1983-86) ... finished his collegiate career with 179 tackles, six interceptions, 27 passes defended and four blocked kicks ... in 1986, he finished second on the team in tackles with 77 and led the Cougars with 12 passes defended and three blocked kicks ... he blocked two kicks in one game against San Jose State ... following the season, he was selected to play in the annual Blue-Gray All-Star Game ... as a junior, he returned a blocked punt 35 yards for a touchdown.

Personal: Derrick Scott Reynolds was born on January 19, 1965 in Sacramento, Calif. ... a prep star in football and track at Luther Burbank High in Sacramento, Calif. ... he played running back and defensive back and was one of the school's top sprinters (10.6 in the 100 meters) ... his wife, Pamela Qualls Reynolds, was also a track star at Burbank High and Washington State ... the two were very active in the Tampa community, and both acted

on the board of directors for the Rembrandt Boys and Girls Club in Tampa ... Ricky has worked closely with the Center of Excellence to form the Ricky Reynolds "A Team" - an organization which rewards children for earning high grades ... he is also a member of the board of directors of the Tampa chapter of Daytop, a national drug and alcohol counseling program ... majored in sociology at Washington State ... studied the art of tae kwon do and enjoys working on complicated jigsaw puzzles ... Ricky and Pam have two children, Renea Nicole (8/10/92) and Darius Lamar (2/25/94).

Ricky Reynolds' NFL Statistics

Tackles	G/S	TT	UT	A	S-Yds	PD	FF	FR	SpT
1987 (TB)	12/12	70	58	12	0-0	16	2	0	3
1988 (TB)	16/16	74	64	10	0-0	22	1	1	1
1989 (TB)	16/15	71	66	5	0-0	21	2	2	2
1990 (TB)	15/15	49	36	13	0-0	13	0	2	7
1991 (TB)	16/16	45	33	12	1-2	10	1	0	1
1992 (TB)	16/16	65	56	9	1-3	24	1	2	0
1993 (TB)	14/13	60	50	10	1-0	12	1	0	2
Totals-7 yrs	105/103	434	363	71	3-5	118	8	7	16

Interceptions	No	Yds	Avg	Lg	TD
1987 (TB)	0	0	—	—	—
1988 (TB)	4	7	1.8	7	0
1989 (TB)	5	87	17.4	68	1
1990 (TB)	3	70	23.3	46	0
1991 (TB)	2	7	3.5	7	0
1992 (TB)	2	0	0.0	0	0
1993 (TB)	1	3	3.0	3	0
Totals-7 yrs	17	174	10.2	68	1

Additional Statistics

Touchdowns (3) - 1989 (1 interception return, 1 recovered blocked punt - 33 yards), 1992 (1 fumble return)

Blocked Kicks (3) - 1987 (1), 1989 (1), 1990 (1)

Single-Game Career Highs

Tackles - 10 at Minnesota (10/1/89)

Interceptions - 2 vs. San Francisco (9/17/89)

Passes Defensed - 5 (twice) Most recent vs. Indianapolis (10/4/92)


1776 QUARTERBACK CLUB ANNUAL AWARDS

The 1776 Quarterback Club of New England held its 25th annual awards dinner banquet in April 1994 to honor seven of the top Patriots players for their 1993 accomplishments. Those honored and their awards are listed below:

Vincent Brown	Defensive Player of the Year
Ben Coates	Offensive Player of the Year
Drew Bledsoe	Rookie of the Year
Mike Saxon	Special Teams Player of the Year
Kevin Turner	Unsung Hero Award
Tim Goad	Jim Lee Hunt - Outstanding Lineman Award
Leonard Russell	Doherty Community Service Award



TODD RUCCI



Offensive Guard

6-5 • 291 • 2nd Year

Penn State

Born: July 14, 1970

Upper Darby, Pa.

71

Transactions: Todd Rucci was drafted by the Patriots in the second round of the 1993 NFL draft (51st player selected) with one of the selections acquired from Miami in exchange for wide receiver Irving Fryar.

1993 (2/1): Started in his professional debut in the 1993 season opener at Buffalo (9/5) ... played, but did not start, the following week vs. Detroit (9/12) ... suffered a torn right pectoral muscle prior to the third game of the season and was placed on the reserve injured list (9/17) for the remainder of the year ... the injury occurred while lifting weights ... he spent the remainder of the year rehabilitating from the injury.

Extra Points


- Todd was originally recruited to Penn State as a defensive end.
- In 1991, Todd suffered a torn anterior cruciate ligament vs. Boston College (9/28) and was lost for the season. He made a complete recovery and regained his starting position early in the 1992 campaign.

College: Proved to be a superb pass protector and an aggressive drive blocker in Joe Paterno's system at Penn State ... originally recruited as a defensive lineman, made the successful transition to offense in 1990 ... played right tackle, starting five of final six games during his senior campaign ... plowed through the Boston College defense, allowing the Nittany Lion backs to gain 473 yards on the day and threw key block which opened a one-yard touchdown plunge by running back Richie Anderson ... permeated Pittsburgh's defense, providing holes for Penn State to amass 534 yards ... received the Red Worrell Award as the most improved offensive player in spring drills his junior season ... leveled the Patriot's 1994 first roundpick, Willie McGinest, with a powerful block, giving quarterback Tony Sacca the time to find Terry Smith for a 13-yard touchdown strike vs. Southern California ... played in every game as a sophomore, averaging over 12 minutes of action in every contest ... competed as a defensive lineman in his first season at Penn State.

Personal: Todd L. Rucci was born on July 14, 1970 in Upper Darby, Pa ... all-state selection as a senior at Upper Darby (Pa.) High ... did not play football as a junior ... selected to play in the Big 33 All-Star Game ... majored in health education at Penn State ... he remained in the New England area throughout most of his first year with the Patriots to train in their offseason conditioning program ... pursued his broker's license (series seven) in his spare time ... single.



LEONARD RUSSELL



Running Back

6-2 • 235 • 4th Year

Arizona State

Born: November 17, 1969

Long Beach, Calif.

32

Transactions: Leonard Russell was drafted by the Patriots in the first round of the 1991 draft (14th player selected) ... the Patriots acquired the selection from Dallas in exchange for the Patriots' first round selection (17th overall - Bobby Wilson) and fourth round selection (110th overall - Kevin Harris).

Pro Career GP/GS (43/40): Currently ranks eighth on the Patriots' all-time rushing list, with 2,437 yards, after just three seasons ...

became the first Patriot back to rush for over 1,000 yards since John Stephens accomplished the feat in 1988 and only the seventh back to do so in Patriots history. **1993 (16/15):** Russell proved to be the workhorse of the Patriots offense and had a record setting season ... set career highs in nearly every statistical category ... set a club record with 300 rushing attempts, surpassing Jim Nance's 299 carries set in 1966 (the year he won the AFL MVP) ... his 1,088 yards rushing ranks fifth in club history for rushing yards in a season ... his seven rushing touchdowns ranks seventh among the Patriots all-time leaders ... ranked second in the league in rushing attempts, trailing only Thurman Thomas' 305 attempts ... finished second in the AFC and sixth in the league in rushing ... finished second in the AFC and ninth in the league with 1,333 all-purpose yards ... he earned Miller Lite Player of the Game honors (as selected by a local media panel) on three occasions during the season – at Phoenix (10/10), vs. Cincinnati (12/12) and vs. Indianapolis (12/26) ... his first 100-yard performance of the season came in a 23-21 victory at Phoenix when he rushed 28 times for 116 yards (4.1 avg.), including a season-long of 21 yards ... he helped set up the game-winning touchdown when he took a lateral from Kevin Turner and carried it 69 yards to the two-yard line ... the play totaled 82 yards, the longest reception of the season in the AFC ... the Patriots scored on the following play and clinched their first victory of the season ... rushed 27 times for 147 yards (5.4 avg.) during a torrential rain storm vs. the Jets (11/28) ... carried 26 times for 138 yards (5.3 avg.) and two touchdowns in a 38-0 blowout vs. Indianapolis (12/26) ... rushed for 97 yards on two occasions, at Seattle (10/24) and vs. Cincinnati (12/12) ... picked up a fumble and advanced it 22 yards on the Patriots' game-winning drive in their 33-27 overtime victory over Miami (1/2/94) ... received the Doherty Community Service Award from the 1776 Quarterback Club of New England. **1992 (11/10):** Started 10 games at running back ... finished second on the team with 390 yards rushing on 123 carries and added two touchdowns ... had a season-high 81 yards on 18 carries vs. Seattle (9/20) ... did not play in three games - vs. San Francisco (10/11), at Indianapolis (11/15) and vs. NY Jets (11/22) due to a hip injury suffered early in the season

Extra Points

- Leonard's childhood nickname is "eight ball"
- Leonard played at Long Beach Polytechnic High in California, the same school that produced the Patriots' 1994 first-round choice Willie McGinest.

... placed on injured reserve (12/24) and missed final two games of the season due to a rib injury. **1991 (16/15):** Named Associated Press Offensive Rookie of the Year after starting 15 of 16 games and rushing for 959 yards on 266 carries and four touchdowns ... had six games of 75 or more rushing yards, including two 100-yard games ... added 18 receptions for 81 yards ... rushed for 72 yards on 24 carries in first NFL game at Indianapolis (9/1) ... had a season-high 18-yard reception at Pittsburgh (9/15) ... ran for 85 yards on 19 attempts and scored his first NFL touchdown vs. Houston (9/22) ... missed only start of the season vs. Minnesota (10/20) because of sore ribs, but came off bench to lead all rushers with 78 yards on 25 attempts and added a touchdown ... named Miller Lite Player of the Game vs. Denver (10/27) after rushing for 89 yards on 17 attempts ... picked up his first 100-yard rushing game of his career at Buffalo (11/3) by gaining 106 yards and two touchdowns on 27 carries ... ran for his second 100-yard game of his career at N.Y. Jets (12/15) by rushing for a season-high 116 yards on 26 carries.

College: One-year starter at Arizona State after transferring from Mt. San Antonio Junior College (Walnut, Calif.) ... earned honorable mention All-American honors by Football News after gaining 810 yards on 174 carries and nine touchdowns ... earned second team All-Pac 10 honors and was selected Offensive Newcomer of the Year by *The NFL Draft Report* ... also caught 22 passes for 257 yards and a touchdown for the Sun Devils ... passed up final year of eligibility to enter the NFL draft ... was an All-American selection in both 1988 and 1989 at Mt. San Antonio Junior College in Walnut, Calif. ... averaged over 150 yards per game during two-year career at San Antonio and finished with 3,302 yards rushing and 27 touchdowns ... hailed as the best running back prospect in the country coming out of the junior college in 1989.

Personal: Leonard James Russell was born on November 17, 1969 in Long Beach, Calif. ... earned All-American recognition as a senior at Long Beach (Calif.) Polytechnic High ... named by Sports Illustrated as the best 1987 prep prospect in the country ... also garnered All-American honors from USA Today and *Street & Smith's Magazine* ... was a member of the Los Angeles *Herald Examiner's* "Super 11" team, accumulating the most votes in the poll's history ... ran for 2,640 yards and 28 touchdowns during his high school career ... majored in economics at Arizona State ... Leonard is the father of two children..

Additional Statistics

Fumbles/Lost (15/12) – 1991 (8/6), 1992 (3/3), 1993 (4/3)

Misc. Tackles – 1993 (2)

Single-Game Career Highs

Rushing Attempts – 29 vs. Cincinnati (12/12/93)

Rushing Yards – 147 vs. NY Jets (11/28/93)

Rushing Avg – 5.4 vs. NY Jets (11/28/93)

Rushing TDs – 2 (twice) Most recent vs. Indianapolis (12/26/93)

Receptions – 4 (3 times) Most recent vs. Detroit (9/12/93)

Receiving Yards – 77 vs. Phoenix (10/10/93)

Longest Reception – 69 vs. Phoenix (10/10/93)

Single-Season Career Highs Set In 1993

Rushing Attempts – 300

Rushing Yards – 1088

Rushing Avg – 3.63

Rushing Touchdowns – 7

100-Yard Games – 3

Receptions – 26

Receiving Yards – 245

Receiving Avg. – 9.4

Longest Reception – 69

Leonard Russell's NFL Statistics

Year	G/S	Rushing					Receiving				
		No	Yds	Avg	Lg	TD	No	Yds	Avg	Lg	TD
1991 (NE)	16/15	266	959	3.6	24	4	18	81	4.5	18	0
1992 (NE)	11/10	123	390	3.2	23	2	11	24	2.2	12	0
1993 (NE)	16/15	300	1088	3.6	21	7	26	245	9.4	69	0
Totals-3 yrs	43/40	689	2437	3.5	24	13	55	350	6.4	69	0

1991

Date	Opponent	Rushing					Receiving				
		No	Yds	Avg	Lg	TD	No	Yds	Avg	Lg	TD
9/01 at Indianapolis		24	72	3.0	8	0	1	7	7.0	7	0
9/08 CLEVELAND		12	60	5.0	24	0	2	-8	-4.0	-3	0
9/15 at Pittsburgh		16	47	2.9	12	0	1	18	18.0	18	0
9/22 HOUSTON		19	85	4.5	16	1	1	5	5.0	5	0
9/29 at Phoenix		3	7	2.3	6	0	-	-	-	-	-
10/06 MIAMI		2	4	2.0	3	0	-	-	-	-	-
10/20 MINNESOTA		25	78	3.1	23	1	1	9	9.0	9	0
10/27 DENVER		17	89	5.2	22	0	2	9	4.5	10	0
11/03 at Buffalo		27	106	3.9	19	2	2	7	3.5	8	0
11/10 at Miami		19	57	3.0	13	0	2	14	7.0	8	0
11/17 NY JETS		8	5	0.6	5	0	1	0	0.0	0	0
11/24 BUFFALO		19	69	3.6	19	0	-	-	-	-	-
12/01 at Denver		14	41	2.9	7	0	-	-	-	-	-
12/08 INDIANAPOLIS		20	82	4.1	22	0	1	1	1.0	1	0
12/15 at NY Jets		26	112	4.3	15	0	3	10	3.3	6	0
12/22 at Cincinnati		15	45	3.0	7	0	1	9	9.0	9	0
1991 Totals		266	959	3.6	24	4	18	81	4.5	18	0

1992


Date	Opponent	Rushing					Receiving				
		No	Yds	Avg	Lg	TD	No	Yds	Avg	Lg	TD
9/13 at LA Rams		18	71	3.9	9	0	4	9	2.2	12	0
9/20 SEATTLE		18	81	4.5	23	0	3	5	1.7	8	0
9/27 BUFFALO		18	59	3.3	11	0	1	-3	-3.0	-3	0
10/04 at NY Jets		9	15	1.7	8	0	2	6	3.0	7	0
10/11 SAN FRANCISCO		inactive					inactive				
10/18 at Miami		6	10	1.7	6	0	-	-	-	-	-
10/25 CLEVELAND		8	9	1.1	6	0	-	-	-	-	-
11/01 at Buffalo		15	40	2.7	11	0	1	7	7.0	7	0
11/08 NEW ORLEANS		10	31	3.1	8	1	-	-	-	-	-
11/15 at Indianapolis		did not play					did not play				
11/22 NY JETS		inactive					inactive				
11/29 at Atlanta		-	-	-	-	-	-	-	-	-	-
12/06 INDIANAPOLIS		11	39	3.5	17	0	-	-	-	-	-
12/13 at Kansas City		10	35	3.5	11	1	-	-	-	-	-
12/20 at Cincinnati		inactive					inactive				
12/27 MIAMI		injured					injured				
1992 Totals		123	390	3.2	23	2	11	24	2.2	12	0

1993

Date	Opponent	Rushing					Receiving				
		No	Yds	Avg	Lg	TD	No	Yds	Avg	Lg	TD
9/05 at Buffalo		23	81	3.5	9	0	4	20	5.0	11	0
9/12 DETROIT		17	40	2.4	9	0	4	58	14.5	38	0
9/19 SEATTLE		8	21	2.6	9	0	1	-2	-2.0	-2	0
9/26 at NY Jets		10	29	2.9	8	1	2	0	0.0	2	0
10/10 at Phoenix		28	116	4.1	21	0	1	77	77.0	69	0
10/17 HOUSTON		15	42	2.8	11	1	1	4	4.0	4	0
10/24 at Seattle		21	97	4.6	13	0	3	28	9.3	17	0
10/31 at Indianapolis		10	39	3.9	15	0	2	6	3.0	5	0
11/07 BUFFALO		25	95	3.8	15	1	2	18	9.0	10	0
11/21 at Miami		8	26	3.2	9	0	-	-	-	-	-
11/28 NY JETS		27	147	5.4	18	0	2	6	3.0	10	0
12/05 at Pittsburgh		19	54	2.8	8	1	1	4	4.0	4	0
12/12 CINCINNATI		29	97	3.3	8	0	-	-	-	-	-
12/19 at Cleveland		14	38	2.7	10	1	1	11	11.0	11	0
12/26 INDIANAPOLIS		26	138	5.3	20	2	-	-	-	-	-
1/02 MIAMI		20	28	1.4	11	0	2	15	7.5	9	0
1993 Totals		300	1088	3.6	21	7	26	245	9.4	69	0



DWAYNE SABB



Linebacker

6-4 • 248 • 3rd Year

New Hampshire

Born: October 9, 1969

Jersey City, N.J.

95

Transactions: Dwayne Sabb was drafted by the Patriots in the fifth round of the 1992 draft (116th player selected) ... the Patriots acquired the pick from Tampa Bay in exchange for Jesse Solomon.

Pro Career GP/GS (29/9):

Emerged as a starter in the final seven weeks of the 1993 season ... played best defending against the run and split time at right outside linebacker with Chris Slade. **1993 (14/7):**

Finished the season ranked 15th on the team with 30 total tackles, including two quarterback sacks ... added three solo stops on special teams ... tied his career-high with seven tackles at Pittsburgh (12/5) ... recorded his first sack and forced fumble of the season when he swatted the ball away from Pittsburgh's Neil O'Donnell in the third quarter of the 17-14 loss to the Steelers ... added his second sack of the season the following week in a 7-2 victory over Cincinnati (12/12). **1992 (15/2):** Played in 15 games with two starts at left outside linebacker during his rookie season ... replaced Andre Tippett in the starting lineup at Buffalo (11/1) and vs. New Orleans (11/8) after Tippett pulled a muscle ... finished with 20 tackles (14 solos) ... added five tackles on special teams ... recorded first career sack when he dropped Jim Kelly for a two-yard loss in his first NFL start at Buffalo (11/1) ... he also forced Thurman Thomas to fumble (which was picked up and returned for a touchdown by Vincent Brown) and earned Miller Lite Player of the Game honors for his efforts ... turned in a career-high seven-tackle outing (four solos) in his second start vs. New Orleans (11/8).

Extra Points

- Dwayne's brother, Arthur, was drafted by the Utah Jazz in 1987.
- Dwayne was the city champion in Jersey City throwing the discus in high school, earning all-city and all-country track and field honors.

College: First team All-America as selected by Associated Press, *The Poor Man's Guide to the NFL Draft*, and Kodak ... selected Division I-AA Defensive Player of the Year by Kodak and *The NFL Draft Report* ... chosen New England Defensive Player of the Year by the Associated Press and also earned All-Yankee Conference first team honors ... recorded 87 tackles (51 solos), 18.5 sacks, one fumble recovery, four forced fumbles, three interceptions and four passes defended in 1991 ... finished career with 48.5 sacks and 67 quarterback pressures ... earned Division I-AA National Player of the Week honors by recording 13 tackles (seven solos), two sacks, a pass deflection and a forced fumble in a 35-28 win over Massachusetts ... All-Yankee Conference choice in 1990 junior season after notching 44 tackles (36 solos), 16 sacks, two fumble recoveries, one forced fumble and six passes defended ... manned the left defensive end spot during 1989 sophomore season and finished with 44 tackles (30 solos), 11 sacks and three passes defended ... used mostly as a pass rusher during freshman season

... recorded 33 tackles (11 solos), five sacks, one fumble recovery and one forced fumble ... was redshirted in 1987.

Personal: Dwayne Irving Sabb was born on October 9, 1969 in Jersey City, N.J. ... was all-city and all-conference selection at Hudson Catholic High in Jersey City, N.J. ... played in the Jersey High School North-South All-Star Game after his senior year ... earned his degree in economics at New Hampshire ... president of the local Athletes in Motion, an organization which helps market athletes for product endorsements among other things ... remains active in schools and churches in his hometown of Jersey City, N.J. ... single.

Dwayne Sabb's NFL Statistics

Year	G/S	TT	UT	A	S-Yds	I-Yds	PD	FF	FR	SpT
1992 (NE)	15/2	20	14	6	1-2	0-0	0	1	0	5
1993 (NE)	14/7	30	21	9	2-18	0-0	0	1	0	3
Totals-2 yrs.	30/9	50	35	15	3-20	0-0	0	2	0	8

Single-Game Career Highs

Tackles – 7 (twice) Most recent at Pittsburgh (12/5/93)


Unassisted Tackles – 6 at Pittsburgh (12/5/93)

Assists – 3 (twice) Most recent vs. Miami (1/2/94)

Sacks – 1 (3 times) Most recent vs. Cincinnati (12/12/93)



MIKE SAXON



Punter

6-3 • 202 • 10th Year

San Diego State

Born: July 10, 1962

Whittier, Calif.

4

Transactions: Mike Saxon signed with the Patriots as a free agent on July 26, 1993 ... originally drafted by the Detroit Lions in the 11th round of the 1984 NFL draft (300th player selected) ... also selected by the Arizona Wranglers in the 13th round of the 1984 USFL draft (265th player selected) ... signed with the Lions (5/29/84), but was released on the team's final cutdown (8/27/84) ... signed with the Wranglers (11/7/84) but was released (2/11/85) ... signed by Dallas on March 27, 1985.

Extra Points

- Mike is one of only two punters who have landed over 15 punts inside the opponent 20-yard line in nine consecutive seasons (since the league began keeping the statistic in the mid-70s). Dave Jennings' streak lasted longer.

Pro Career GP/GS (140/0): Saxon has punted for more than five miles in the past nine years ... he has consistently averaged over 40 yards per punt (41.6 career average) and is annually among the league leaders in kicks placed inside the 20 (191 in his career) ... currently holds the Dallas Cowboys all-time punting records for career gross average (41.5 yards), career net average (34.8) and career kicks inside the 20 (166) among others ...

ended his Dallas career 22 punts shy of eclipsing Danny White's career punts record of 612. **1993 (16/0):** Finished 10th in the AFC with 42.4 yard punting average ... equaled his career net average of 34.8 yards per kick ... ranked second in the AFC (behind Pittsburgh's Mark Royals) with 25 punts inside the 20 ... had a career-high three punts blocked ... earned AFC Special Teams Player of the Week in the Patriots' first victory of the season, at Phoenix (10/10) when he placed three of his six kicks inside the 20 ... boomed a season-long 59-yard punt in Week 10 at Miami (11/21) and finished the day with a season-high 49.7 yard gross average on three kicks ... opened the season with a 58-yard punt at Buffalo (9/5) and repeated the effort the following week vs. Detroit (9/12) ... punted seven times for 306 yards (43.7 avg.) and landed four punts inside the 20 vs. Buffalo (11/7) ... averaged 46.7 yards on three punts at Indianapolis (10/31) ... selected as the Patriots' Special Teams Player of the Year by the 1776 Quarterback Club of New England. **1992 (16/0):** His 43.0 yard gross punting average was the second-best single season performance of his career and the fifth best performance in Dallas' history ... booted a season-long 58-yard punt against Phoenix (9/20) ... finished fourth in the NFC and sixth in the league in his percentage of punts to land inside the 20 (19 of 61, 31.2 percent) ... opened the season averaging 49.0 yards on four punts, including two inside the 20 vs. Washington (9/7) ... earned the "game ball" for his efforts against Kansas City (10/18) when he placed two of his four punts inside the 15-yard line and still averaged 45.5 yard per punt. **1991 (16/0):** Finished second in NFC and tied for fourth in the league in net punting average with a 36.8 yard average ... averaged over 49.0 yards per punt on three occasions – vs. Philadelphia (49.5), vs. Phoenix (49.8) and vs. Washington (49.7) ... boomed a career-long 64-yard punt against Atlanta (12/22) ... set a single game, career-high with a 47.7 yard net average per punt against Washington (11/24). **1990 (16/0):** Finished fourth in NFL with a career-high gross average of 43.2, the fourth highest in Cowboy history ... tied for fourth in the league with 20 punts inside the 20 ... received a "game ball" vs. Tampa Bay (10/7) when he dropped two kicks inside the Bucs' 10-yard line. **1989 (16/0):** Averaged 40.9 yards per punt and pinned 19 kicks inside the 20 ... only six of his 79 punts went into the endzone for touchbacks, nine fewer than the previous season ... became only the second punter in Cowboy history (along with Danny White) to have more than 350 career punts. **1988 (16/0):** Averaged 40.9 yards per punt to rank 10th in the league ... ranked fifth in the league by landing 24 kicks inside the 20. **1987 (12/0):** Led the league for the second straight year with 20 punts inside the 20 (tied with John Kidd) ... recorded a season-long 63 yard punt vs. St. Louis (9/13). **1986 (16/0):** Recorded a Cowboy record for most punts in a season with 86 ... led the league with a career high, and team record 28 punts inside the 20. **1985 (16/0):** Set a Cowboys rookie record by averaging 41.9 yards per punt ... had a single-game career high 10 punts vs. Chicago (11/17) ... quickly adapted to the pressures of punting in the NFL when he made his professional debut in a nationally televised Monday Night Football game vs. Washington (9/5) and boomed his first NFL punt 57 yards, his season-long.

College: Walked on and became a two-year letterman at San Diego State (1982-83) ... finished his collegiate career with an outstanding senior season, setting school records with a 45.5 yard season average and a single-game record of 54.8 yards per punt vs. Brigham Young ... set an Aztec record with a 44.1 yard career punting average ... launched the longest punt in Aztec history, an 80-yard punt vs. Brigham Young in 1982 ... earned honorable mention All-American recognition following his senior performance in 1983.

Personal: Michael Eric Saxon was born on July 10, 1962 in Whittier, Calif. ... starred in baseball and football at Arcadia (Calif.) High ... played wide receiver and defensive back in addition to handling the punting chores at Arcadia ... majored in business management at San Diego State ... he has instructed at Ben Agajanian's youth kicking camps in Long Beach, Calif. ... Mike is single and has one daughter, Erika Leigh (1/25/90).

Mike Saxon's NFL Statistics

Regular Season									
Year	G/S	No	Yds	Avg	TB	In 20	Lg	Blk	Net
1985 (Dal)	16/0	81	3,396	41.9	10	20	57	1	35.5
1986 (Dal)	16/0	86	3,498	40.7	10	28	58	1	34.5
1987 (Dal)	12/0	68	2,685	39.5	5	20	63	0	34.2
1988 (Dal)	16/0	80	3,271	40.9	15	24	55	0	34.2
1989 (Dal)	16/0	79	3,233	40.9	6	19	56	2	34.3
1990 (Dal)	16/0	79	3,413	43.2	8	20	62	0	35.6
1991 (Dal)	16/0	57	2,426	42.6	5	16	64	0	36.8
1992 (Dal)	16/0	61	2,620	43.0	9	19	58	0	33.5
1993 (NE)	16/0	73	3,096	42.4	7	25	59	3	34.8
Totals-9 yrs	140/0	664	27,638	41.6	75	191	64	7	34.8

Playoffs									
Year	G/S	No	Yds	Avg	TB	In 20	Lg	Blk	Net
1985 (Dal)	1/0	7	328	46.9	2	2	53	0	35.9
1991 (Dal)	2/0	8	358	44.8	1	2	52	0	38.4
1992 (Dal)	3/0	11	445	40.5	1	2	57	1	30.9
Totals-3 yrs	6/0	26	1,131	43.5	4	6	57	1	34.4

Single Game Career Highs

Punts – 10 vs. Chicago (11/17/85)

Gross Average – 49.8 vs. Phoenix (11/3/91)

Inside 20 – 4 twice, last vs. Pittsburgh (10/13/85)

Long – 64 vs. Atlanta (12/22/91)


Net Average – 47.7 at Washington (11/24/91)

Punts Inside the 20 Since 1985

Player	1985	1986	1987	1988	1989	1990	1991	1992	1993	Totals
1. Mike Saxon	20	28	20	24	19	20	16	19	25	191
2. John Kidd	33	14	20	24	15	14	22	22	16	169
3. Jeff Gossett	18	21	4	27	12	19	26	17	19	163
4. Rich Camarillo	17	16	14	11	21	16	19	23	23	160
5. Rohn Stark	12	23	12	15	14	24	14	22	18	154



SCOTT SISSON



Kicker

6-0 • 197 • 2nd Year

Georgia Tech

Born: July 21, 1971

Marietta, Ga.

9

Transactions: Scott Sisson was drafted by the Patriots in the fifth round of the 1993 NFL draft (113th player selected).

1993(13/0): Handled the Patriots' kicking chores in 13 games ... led the team with 57 total points ... successful on 15 of 15 point after touchdowns and 14 of 26 field goals (53.8 percent) ... kicked a single-game high of three field goals on three

Extra Points

- Scott kicked nine game-winning field goals in four seasons in college and was named to Georgia Tech's All-Centennial Team.
- Scott's father is an airline pilot.

separate occasions – vs. Detroit (9/12), at Phoenix (10/10) and at Seattle (10/24) ... his three field goals at Phoenix provided the Patriots with a 23-21 victory, their first of the season ... kicked two 40-yard field goals – at Indianapolis (10/31) and at Miami (11/21) ... replaced by Matt Bahr late in the season, but remained on the 53-man roster.

College: Named to Georgia Tech's All-Centennial Team ... holds a number of school records including successful field goals (60), points after touchdowns (119) and total points (299) ... kicked three game-winning field goals to help secure Georgia Tech's National Championship in 1990 ... earned third team All-American recognition by *The Poor Man's Guide to the NFL Draft* and he was an honorable mention selection by *Football News* ... consensus All-ACC first team choice after leading the Yellow Jackets with 77 points, connecting on 19 of 24 field goals and 20 of 21 extra points ... nailed kicks of 48, 45 and 28 yards in a 37-19 victory over Western Carolina ... earned first team all-conference honors as a sophomore, scoring 93 points (highest single season total), connecting on 16 of 25 field goals and all 45 PATs ... nailed a 37-yard field goal to clinch a 41-38 victory over Virginia with 0:07 remaining ... the following week, he iced a 6-3 decision over Virginia Tech with a pair of field goals, including a 38-yarder with 0:08 left in the game ... received All-American accolades as a freshman by *Football News* ... scored 75 points on 15 of 24 field goals and all 30 conversion attempts that year.

Personal: Scott O'Neal Sisson was born on July 21, 1971 in Marietta, Georgia ... named all-state honorable mention and first team all-county while playing at Marietta (Ga.) High ... converted 10 of 17 field goals and 21 of 22 PATs as a senior ... kicked game-winning field goals in two prep games and lettered all four years in football and soccer ... majored in business management at Georgia Tech ... single.

Scott Sisson's NFL Statistics

Scoring	G	PATs	Pct	FGs	Pct	Lg	Points
1993 (NE)	13	15-15	1.000	14-26	.538	40	57
Totals-1 yr.	13	15-15	1.000	14-26	.538	40	57

Field Goals	1-19	20-29	30-39	40-49	50+	Total
1993 (NE)	1-1	8-13	3-4	2-6	0-2	14-26
Totals-1 yr.	1-1	8-13	3-4	2-6	0-2	14-26

1993 Game-By-Game Results


() (26G, 21G, 32G, 28N) (54N) () (37N, 29G, 23G, 31G) (42B)
 (48N, 41N, 36G, 25G, 19G) (40G, 45N, 26G) (28N, 27G)
 (28G, 26N, 40G) (54N, 28B) () (27N) () () ()

TWO-POINT CONVERSIONS

Following the 1993 season, the league owners approved a rules change that should enhance scoring and add a little more drama to close games. The owners voted to institute the two-point conversion, a scoring option once used by the American Football League from 1960-69. During those years, the Patriots opted for the two-point conversion on 21 occasions in 18 games and were successful on 11 of their attempts. In 1964, quarterback Babe Parilli hit wide receiver Jim Colclough for a two-point conversion to tie the Oakland Raiders at 43 apiece. In 10 years with the rule, the Patriots finished with an 8-8-2 record when they attempted a two-point conversion.



DOUG SKENE



Offensive Lineman

6-6 • 295 • 2nd Year

Michigan

Born: June 17, 1970

Fairview, Texas

74

Transactions: Doug Skene signed with the Patriots on November 2 from the New Orleans Saints practice squad ... he was originally drafted by the Philadelphia Eagles in the eighth round (217th player selected) ... waived from the Eagles in the preseason, but re-signed to the Eagles practice squad ... waived October 23, 1993 and was signed to the Saints' practice squad.

Extra Points

- Doug is an avid Rush Limbaugh listener.
- Doug is one of three Patriots who started at Michigan on the 1993 Rose Bowl Championship team, along with Corwin Brown (S) and Burnie Legette (FB).


1993 (0/0): Skene was a member of the Patriots for the final eight weeks of the season, but he did not receive any playing time during 1993 season ... listed among the Patriots' weekly inactive players for all eight games ... spent the first seven weeks of the season as part of the Eagles practice squad before being waived ... spent the next two weeks on the Saints' practice squad prior to his signing with the Patriots.

College: All-American honorable mention and All-Big Ten Conference second team selection by *The NFL Draft Report* and *Football News* ... started every game his senior year at left guard ... his Michigan team ranked fifth in the nation in rushing, averaging 264.5 yards per game ... added five knockdowns as he cleared the way for fullback Burnie Legette's one-yard touchdown run as the team piled up 480 yards on the ground in a 52-28 victory over Iowa ... played both guard and tackle, starting four games at left guard during in his junior campaign ... had a timely block that opened a huge hole used by Ricky Powers for an 11-yard touchdown run as the team gained 383 yards in a 42-0 win over Purdue ... suffered a right knee ligament sprain during sophomore season that forced him to the sidelines only seeing action in five games ... performed mostly on special teams his redshirt freshman year, but saw his first collegiate action at offensive guard vs. Indiana.

Personal: Doug Skene was born on June 17, 1970 in Fairview, Texas ... he was an All-America selection by Bally's, earning Texas Lineman of the Year, Class 4A All-State, all-metro, all-district and Most Valuable player honors at Allen Fairview (Texas) High ... lettered four times in football and twice in track ... spent his first offseason in New England training in the Patriots' conditioning program ... played low post on the Patriots' charity basketball team ... was very active in the community in his first year with the Patriots ... he is an avid Rush Limbaugh listener ... Doug married the former Tracy Meloche of South Lyon, Mich. on May 7, 1994 ... Tracy is currently training to become a special education teacher.



CHRIS SLADE



Linebacker

6-4 • 232 • 2nd Year

Virginia

Born: January 30, 1971

Newport News, Va.

53

Transactions: Chris Slade was drafted in the second round of the 1993 NFL draft (31st player selected).

Pro Career GP/GS (16/5): Tenacious pass rusher who terrorized opposing quarterbacks all season ... finished the season by leading all AFC rookies (second in NFL) with nine sacks (Dana Stubblefield led the NFL with 10.5 sacks) ... named to the *Football News* 1993 All-Rookie Team. **1993**

(16/5): Played in all 16 games, starting five at outside linebacker ... his nine sacks were the most by a Patriot rookie since Garin Veris had 10.5 in 1985 ... they were also the most by a Patriot since Andre Tippett brought down 12.5 quarterbacks in 1987 ... he finished second among Patriot rookies with 38 tackles, 12th overall on the team ... led the team with three forced fumbles and recovered one ... sacked Jim Kelly (11/10) and, in the process, forced a fumble which the Patriots recovered ... showcased awesome ability during two week stretch in September, tallying nine tackles (5 solos) including three sacks, a forced fumble and a fumble recovery in a 19-16 OT loss vs. Detroit (9/12) ... his three sacks were the most by a Patriot in a single game since Andre Tippett had three vs. Dallas (11/15/87) ... named Miller Lite Player of the Game for his efforts ... the following week he accrued 11 tackles (6 solo), including two sacks, in a 17-14 loss vs. Seattle (9/19) ... he became the first Patriot to have back to back multiple-sack games since Garin Veris in 1987.

College: Set the ACC's all-time record with 40 quarterback sacks, topping the previous mark of 28, set by Michael Dean Perry of Clemson (1984-87) ... compiled 299 tackles during his collegiate career, ranking ninth in the Cavalier annals ... selected first team All-America by Associated Press, Football Writers Association, *Football News*, *The Sporting News*, United Press International and Walter Camp ... received *Football News*' Defensive Player of the Year honors ... finished '92 campaign with 74 stops (33 solo) and 14 sacks, earning him unanimous all-conference acclaim ... recorded an amazing 4.5 sacks in a 53-0 victory over Cincinnati ... named first team All-American by *College and Pro Football Newsweekly*, second team by *Football News*, third team by Associated Press and second team all-ACC, finishing junior year with 99 tackles (30 solo) and 14 sacks ... received national attention after collecting 14 tackles, five quarterback sacks, two passes batted away, a forced fumble and a fumble recovery in a 38-0 victory over Virginia Tech ... named ACC Defensive Lineman of the Week as well as Defensive Player of the Week from *Sports Illustrated* and *The Sporting News* ... earned All American honorable mention recognition from UPI

Extra Points

- Chris Slade and Miami's Terry Kirby are fourth cousins – Chris' grandfather (Louis Slade) and Kirby's grandmother (Francis Kirby) were second cousins.
- Chris and Terry grew up approximately half a mile apart in Tabb, Va. The two had both their football and basketball jersey numbers retired.

following his sophomore season ... played in 10 games, recording 74 tackles (15 solo), seven sacks and nine hits for losses ... hauled in a career-high 16 tackles against Maryland late in the season ... in 1989, he received honorable mention All-American accolades and was twice selected the National Newcomer of the Week (vs. Louisville and Maryland) by *The Sporting News* ... won the Bill Dudley Award, given annually to the top Cavalier freshman.

Personal: Christopher Carroll Slade was born on January 30, 1971 in Newport News, Va. ... an All-America selection by both Super Prep and Street and Smith's while starring at Tabb (Va.) High ... received all-state, all-region, all-peninsula and all-district honors as a senior ... four time all-district selection in basketball while becoming the first player in York River District history to score over 1,000 points with over 1,000 rebounds in a career ... played on the same football and basketball team with his cousin Terry Kirby ... majored in sociology at Virginia ... active in community affairs, speaking to school children about the importance of staying in school and setting goals ... single

Chris Slade's NFL Statistics


Tackles	G/S	TT	UT	A	S-Yds	I-Yds	PD	FF	FR	SpT
1993 (NE)	16/6	38	25	13	9.0-63	0-0	0	3	1	1
Totals-1 yr.	16/6	38	25	13	9.0-63	0-0	0	3	1	1

Single-Game Career Highs

Tackles – 11 vs. Seattle (9/19/93)
 Unassisted Tackles – 6 vs. Seattle (9/19/93)
 Assists – 5 vs. Seattle (9/19/93)
 Sacks – 3 vs. Detroit (9/12/93)



ROD SMITH



Cornerback

5-11 • 187 • 3rd Year

Notre Dame

Born: March 12, 1970

St. Paul, Minn.

22

Transactions: Rod Smith was drafted by the Patriots in the second round of the 1992 draft (35th player selected) ... the Patriots acquired the selection from the Cardinals in exchange for a second round (46th overall - Tony Sacca) and a fourth round selection (100th overall - Michael Bankston) in the 1992 NFL draft.

Pro Career GP/GS (32/10):

Smith has played in every game for the Patriots since joining the team ... he emerged as the team's starting cornerback in the

Extra Points

- Rod was recruited to Notre Dame as a wide receiver and played opposite Raghib Ismail.
- Rod is the honorary chairman for the Big Brothers of Boston.

second half of last season. **1993 (16/9):** Opened the season as the starting nickel back at the Buffalo Bills (9/5) ... started the final seven games of the season at left cornerback ... finished the season ranked 11th on the Patriots in tackles with 43 total ... added two passes defended and forced one fumble ... played on special teams and recorded three additional tackles ... recorded a season-high six-tackle performances twice, once at Pittsburgh (12/5) and again in a 20-17 triumph at Cleveland (12/19) ... forced a Tommy Vardell fumble in that game to help preserve the victory. **1992 (16/1):** Played in 16 games with one start as a nickel back ... finished with 43 tackles (34 solos) and seven passes defended ... had a season-high six tackles (five solos) in only start of the season at Atlanta (11/29) ... notched first career interception (off quarterback Steve Young) vs. San Francisco (10/11) ... finished the season tied for second on the team with 11 special teams tackles.

College: Honorable mention All-American and a "Super Sleeper Team" choice by *The Poor Man's Guide to the NFL Draft* ... opened his senior season at cornerback before shifting to strong safety ... finished the season with 69 total tackles (45 solos) and three interceptions ... played in every game as a junior and recorded 29 tackles (17 solos) and one interception ... had nine tackles (six solos) in the 1991 Orange Bowl against Miami ... played every game at cornerback as a sophomore and started three games ... was one of eight freshmen to letter in 1988 and played in five games at flanker, finishing the season with one reception for four yards ... made his transition to defense before his sophomore season ... was also a three-year standout on the Irish track team ... won the Central Collegiate Conference indoor title in the 200 (22.17) in 1991.

Personal: Rodney Marc Smith was born on March 12, 1970 in St. Paul, Minn. ... was an All-American selection by *Parade Magazine* and was rated as the 43rd best prospect in the nation by United Press International while at Roseville (Minn.) High ... named to *USA Today's* Top 100 and *Football News'* Top 50 lists ... rushed for 1,455 yards and 15 touchdowns in nine games as a senior and was named all-state ... named a two-time all-conference and all-metro performer ... named 1987 Prep Athlete of the Year by the *St. Paul Dispatch* and *Pioneer-Press* ... also lettered four times in track as a sprinter and long jumper and earned all-state honors each year ... in 1987, he won the state titles in the 100 meters (10.6) and 200 meters (21.7) ... received a degree in economics at Notre Dame ... he is studying for his MBA degree in finance ... an active participant of the Big Brother program in Boston ... enrolled in Andre Tippet's karate class during the offseason ... single.

Rod Smith's NFL Statistics

Year	G/S	TT	UT	A	S-Yds	I-Yds	PD	FF	FR	SpT
1992 (NE)	16/1	43	34	9	0-0	1-0	7	0	0	11
1993 (NE)	16/9	43	33	10	0-0	0-0	2	1	0	3
Totals-2 yrs.	32/10	86	67	19	0-0	1-0	9	1	0	14


Single-Game Career Highs

Tackles – 6 (3 times) Most recent at Cleveland (12/19/93)

Unassisted Tackles – 6 at Pittsburgh (12/5/93)

Assists – 2 (3 times) Most recent vs. Miami (1/2/94)

★ MARK STATEN



Offensive Lineman

6-6 • 295 • 2nd Year

Miami (Ohio)

Born: October 8, 1970

Dayton, Ohio

66

Transactions: Mark Staten was signed by the Patriots from the Cincinnati Bengals practice squad on October 27, 1993 ... originally signed with the Bengals as a rookie free agent from Miami (Ohio) ... converted from defensive line to offensive line during training camp with the Bengals.

1993 (0/0): Staten was on the Patriots' 53-man roster for final nine weeks of the season, but was listed among the Patriots inactives for each of the final nine games of the season.

Extra Points


- Mark helped a family build their house in Providence, R.I., as part of Jimmy Carter's Habitat for Humanity social program.

College: Four-year letterman at the University of Miami (Ohio) where he played at the defensive tackle position ... he was among the team leaders in tackles each season ... played in 43 of 44 possible games at Miami and started 32 of the final 33 games of his collegiate career ... missed only one game, due to an ankle injury ... earned first team All-Mid American Conference recognition his senior year ... finished second on team with 90 tackles (60 solo), including four sacks, 15 tackles for losses, three forced fumbles, one fumble recovery and one pass defended ... received the Redskin Warrior Award following his senior campaign, an award given to a player who "plays every play like it is his last" ... started nine games his junior year, while battling an injured ankle ... placed sixth on the team with 72 tackles (35 solo), including three for losses and one sack ... blocked one kick ... started all 11 games and finished sophomore season with 89 tackles (54 solo) ... added eight tackles for losses and one sack ... made an impact as a freshman by recording 61 tackles (21 solo), including four for losses and one sack ... named Miami's Defensive Scout-of-the-Year for his work ethic on the scout team during his redshirt year.

Personal: Mark Staten was born the son of Jerry and Gloria Staten on October, 8, 1970 in Dayton, Ohio ... he earned five letters in football, basketball, and track at Dowagiac (Mich.) Union High ... earned all-conference and first team all-state honors ... played in Michigan's East-West All-Star Game ... his parent's met at Miami University, where his father Jerry played right defensive tackle (the same position as Mark) from 1964 through 1966 ... will earn his bachelor's degree in elementary education from Miami upon completion of a semester of student teaching ... Mark has been very active in the community since joining the Patriots and lists D.A.R.E. and the Make-A-Wish Foundation as two of his favorite charitable organizations ... played on the Patriots charity basketball team in the offseason ... single.



BLAIR THOMAS



Running Back

5-10 • 202 • 5th Year

Penn State

Born: Oct. 7, 1967

Philadelphia, Pa.

31

Transactions: Blair Thomas signed with the New England Patriots as an unrestricted free agent on March 30, 1994 after four years with the New York Jets ... he was originally drafted by the Jets in the first round of the 1990 NFL draft (second player selected).

Pro Career GP/GS (50/42):

Thomas rushed for 1,965 yards on 459 carries, a 4.2 yard average, while with the New York Jets ... he is a classic cutback

rusher who can use his speed to stretch defenses while looking for a seam in the line to accelerate through ... has endured a number of nagging injuries in his short career. **1993 (11/6):** Started the first five games of the season at running back before a hamstring injury caused him to miss the next five games ... finished the season with 221 yards on only 59 carries ... caught seven passes for 25 yards ... opened the season and led the team in rushing with nine carries for 44 yards vs. Denver (9/5) ... scored his only touchdown of the season on a six-yard run at the Raiders (10/10) prior to suffering a pulled hamstring in the first half of the game ... returned to action at New England (11/28) and carried five times for 22 yards in a 6-0 victory ... started the following week vs. Indianapolis and rushed for 31 yards on 10 carries and caught three passes for 16 yards ... saw limited action as a reserve in the final four games of the season. **1992 (9/9):** Started only nine games due to a series of injuries sustained during the season, yet finished second on the team and 20th in the AFC in rushing with 440 yards on only 97 carries (4.5 yard average) ... added seven receptions for 49 yards ... made the most of limited opportunities early in the year, averaging 4.9 yards per carry (10-49) at Pittsburgh (9/13), 5.8 yards per carry (12-69) at the Rams (9/27) and 5.5 yards per carry (13-71) vs. New England (10/4) ... he was finally given a 20-carry opportunity vs. Buffalo (10/26) and rushed for a season-high 88 yards ... sustained a hip flexor injury late in that game, causing him to miss the following game (listed inactive) vs. Miami (11/1) ... returned to action the following week and was averaging over seven yards per carry (7-51) at Denver when he re-injured his hip and groin ... he missed the following two weeks of action, but returned to face Kansas City (11/29) in week 12 and suffered a sprained knee injury early in the first quarter ... placed on injured reserve with a sprained knee on November 29 for the remainder of the season. **1991 (16/15):** Started 15 games for the Jets and led the team with a career-high 728 yards rushing on 189 carries (3.9 avg.) ... finished third on the squad with a career-high 30 receptions for 195 yards (6.5 avg.) ... scored a career-high four touchdowns, three rushing and one receiving ... had a single-game, career-high 125 yards on 27 carries in a 19-13 loss at Chicago (9/23) ... awarded the offen-

Extra Points

- Blair has gone from setting records at Penn State, to making records in his offseason. "Excaliber Records" is Blair's new recording label, a business endeavor he recently initiated.
- Blair finished 10th in the 1989 Heisman Trophy balloting.

sive "game ball" following the season opening 16-13 triumph over Tampa Bay (9/1) for his team-leading 23 carries for 92 yards ... earned his second offensive "game ball" of the year following his first career multiple-touchdown game in a 24-3 victory vs. San Diego (11/24) ... in that game, he rushed for 76 yards and two touchdowns on only 15 carries (5.1 avg.) and added 25 yard on four receptions ... completed his first NFL pass on a 16-yard touchdown toss to Rob Moore off a halfback option in a 17-14 victory at Cleveland (10/6). **1990 (15/13):** Started in 13 games and led the Jets in rushing with 620 yards and one touchdown on 123 carries ... his 620 yards rushing led all AFC rookies and his five-yard average per carry was tops among all NFL rookies ... finished fourth on the team with 20 receptions for 204 yards and one touchdown ... finished 16th in the AFC in rushing and was one of four Jets to place in the top 25 ... his 620 yards rushing was the fifth highest in club history ... recorded his first career 100-yard game in a 37-13 victory at New England (9/30) when he carried 20 times for 100 yards ... scored his first NFL touchdown on a six yard reception vs. New England (12/23) ... scored his first career rushing touchdown the following week at Tampa Bay (12/30) ... grabbed a career-long 55-yard reception in just his second game in the NFL vs. Cleveland (9/16).

College: A four-year starter at Penn State, Thomas finished second on the school's all-time rushing list with 3,301 yards and 21 touchdowns on 606 carries (5.4 avg.), just 97 yards shy of the school record set by Curt Warner (1979-82) ... joined Warner as the only Nittany Lion backs to attain over 3,000 yards rushing and more than 4,000 all-purpose yards ... became the first in the school's history to rush for more than 1,300 yards in two seasons (1987, 1989) ... returned from reconstructive surgery on his right knee (1988) and rushed for 1,341 yards and five touchdowns on 264 carries (5.1 avg.), the fourth best season in school history ... turned in two superior postseason efforts, setting a Holiday Bowl record with 35 carries for 186 yards (5.3 avg.) and a touchdown vs. BYU ... followed that performance with an MVP effort in the Senior Bowl All-Star Game, finishing with 137 yards and a touchdown on only 11 carries (12.5 avg.) ... missed the 1988 season rehabilitating a knee injury which he sustained in an informal workout preparing for the Citrus Bowl following his junior year ... rushed for a career-high 1,414 yards and 11 touchdowns on 268 carries (5.3 avg.) as a junior in 1987 ... his single-game, career-high was a 214-yard effort on 35 carries in a 21-20 triumph over Notre Dame ... played behind D.J. Dozier in 1986 as a sophomore and averaged 8.4 yards per carry (60-504), breaking Lenny Moore's 8.0 average per carry record set in 1954 ... Penn State head coach Joe Paterno once stated, "Blair Thomas is probably the best all-around back I have ever coached."

Personal: Blair Thomas was born on October 7, 1967 in Philadelphia, Pa. ... he was a football prep star and all-state selection at Frankford High in Philadelphia, Pa. ... earned his bachelor's degree in recreation and parks at Penn State in 1990 ... Blair and his wife Patricia have two children, Blair Jr. (3) and LaKisha (2).

Blair Thomas' NFL Statistics

Years	G/S	No	Rushing				Receiving				
			Yds	Avg	Lg	TD	No	Yds	Avg	Lg	TD
1990 (NYJ)	15/13	123	620	5.0	41	1	20	204	10.2	55	1
1991 (NYJ)	16/15	189	728	3.9	25	3	30	195	6.5	18	1
1992 (NYJ)	9/9	97	440	4.5	19	0	7	49	7.0	10	0
1993 (NYJ)	11/6	59	221	3.7	24	1	7	25	3.6	7	0
Totals-4 yrs	51/43	468	2009	4.3	41	5	64	473	7.4	55	2

Additional Statistics


Fumbles/Lost (5/5)

Passing - 1991 (1 for 1- 16 yards - 1 td)

Postseason Statistics: GP/GS: 1991 (0/0, 1A)

Single-Game Career-Highs

Rushing Attempts - 27 at Chicago, Sept. 23, 1991 (27-125-0 tds)
 Yards - 125 at Chicago, Sept. 23, 1991 (27-125-0 tds)
 TDs - 2 vs. San Diego, Nov. 24, 1991 (15-76-2 tds)
 Longest Run - 41 vs. New England, Dec. 23, 1990 (12-88-0 tds)
 Receptions - 8 at Indianapolis, Nov. 18, 1990 (8-82-0 tds)
 Yards - 82 at Indianapolis, Nov. 18, 1990 (8-82-0 tds)
 Longest Reception - 55 vs. Cleveland, Sept. 16, 1990 (1-55-0 tds)

**MICHAEL TIMPSON****Wide Receiver****5-10 • 180 • 6th Year****Penn State****Born: June 6, 1967****Baxley, Ga.****83**

Transactions: Michael Timpson was drafted by the Patriots in the fourth round of the 1989 NFL draft (100th player selected).

Pro Career GP/GS (55/11):

Timpson possesses blazing speed and emerged in the second half of the 1993 season as one of the Patriots' starting receivers ... completed the season with one of the most dramatic receptions in Patriots history, as he sped past a Dol-

phin defender and caught a 36-yard touchdown pass from Drew Bledsoe to claim a 33-27 overtime victory vs. Miami. **1993 (16/7):** Started seven of the final eight games of the season ... did not start at Cleveland (12/19) as a result of the Patriots two tight end formation, but played the entire game ... finished third on the team with 42 receptions for 654 yards (15.6 yard average) and scored two touchdowns ... he fumbled once, recorded one tackle following a turnover and added two special teams tackles ... recorded a season-high five receptions on three separate occasions, at the New York Jets (9/26), vs. Houston (10/17) and at Miami (11/21) ... totaled 97 yards on only four receptions (24.3 yard average), including a season-long 48-yarder at Pittsburgh (12/5) ... caught two passes for 59 yards (29.5 yard average) and a 30-yard touchdown in a 38-0 triumph over the Colts (12/26). **1992 (16/2):** Played in 16 games with two starts ... finished fourth on the team with 26 receptions for 315 yards and a touchdown ... also returned eight punts for 47 yards and two kickoffs for 28 yards ... had a season-high six receptions for 74 yards and a touchdown at Miami (10/18). **1991 (16/2):** Played in all 16 games with two starts ... finished fourth on the team with 25 catches for 421 yards and two touchdowns ... caught 15 passes in final three weeks after having 10 in first 13 weeks ... also contributed on special teams ... caught three passes for 84 yards, including a 45-yard game-winning touchdown (first career touchdown) in overtime vs. Indianapolis (12/8) ... made his first career start at N.Y. Jets (12/

Extra Points

- Michael is the owner of two Haagen Dazs ice cream parlors in Miami Lakes, Florida.
- Michael is a former collegiate record holder in the 300-meter dash.
- Former teammate, Irving Fryar, is the godfather of Michael's first child, Gabrielle Nicole.

15) in place of injured Greg McMurtry and had five receptions for 63 yards ... made second start of season at Cincinnati (12/22) and had career-highs in receptions (seven) and yards (150, first career 100-yard game) and caught a 60-yard touchdown pass (Patriots' longest scoring play since 11/5/89).

1990 (5/0): Played in five games and finished with five receptions for 91 yards (18.2 avg.) ... missed 11 weeks on Injured Reserve (9/4-12/1) after dislocating finger in training camp ... caught first two career passes for 52 yards vs. Kansas City (12/2) ... had one reception for 13 yards and returned two kickoffs for 42 yards at N.Y. Jets (12/23). **1989 (2/0):** Originally placed on Injured Reserve (9/9) after the final cutdown with a left hamstring injury, which occurred during training camp ... activated off Injured Reserve (11/3) and played in two games (Nov. 5 vs. N.Y. Jets and Nov. 12 vs. New Orleans) before he suffered torn cartilage in his left knee in practice (11/15) and was placed on IR for the second time (11/16).

College: Four-year letterman as a wide receiver at Penn State, who also returned kicks ... started 10 of 11 games as a senior and led the team in receiving with 22 catches for 342 yards and two touchdowns ... in victory over Cincinnati, he returned a punt 64 yards for a touchdown ... redshirted as a sophomore ... also a member of track team in college, he competed in 1988 Olympic Trials in 200-meters.

Personal: Michael Dwain Timpson was born on June 6, 1967 in Baxley, Ga. ... attended Hialeah Miami Lakes High in Miami Lakes, Fla., where he was team captain and MVP in both football and track ... also ran track, becoming first athlete to win four events at a Florida state track meet (as senior): long jump, 120 and 330 hurdles and 220 dash (set records in the long jump, 330 hurdles and 220 dash) ... former high school track national champion with a time of 13.40 in the 110-meter high hurdles ... also won three state titles as junior ... earned his degree in telecommunications at Penn State ... worked as an intern at WRX radio in Providence, R.I. during 1992 offseason ... brother, John, was a nationally-ranked hurdler at Texas Southern and was in Olympic Trials (110m high hurdles) in 1984 ... Michael's wife, Edwena, graduated from Stonehill College in May, 1992 with a degree in English and a minor in psychology ... the couple celebrated the birth of their first child, Gabrielle Nicole, on January 18, 1994.

Michael Timpson's NFL Statistics

Year	G/S	No	Yds	Avg	Lg	TD
1989 (NE)	2/0	0	0	0	0	0
1990 (NE)	5/0	5	91	18.2	42	0
1991 (NE)	16/2	25	471	18.8	60t	2
1992 (NE)	16/2	26	315	12.1	25	1
1993 (NE)	16/7	42	654	15.6	48	2
Totals-5 yrs.	55/11	98	1531	15.6	60t	5

Additional Statistics

Fumbles/Lost/Rec. – 1993 (1/1/0)

Misc. Tackles – 1993 (1)

Single-Game Career Hlghs

Receptions – 7 at Cincinnati (12/22/91)


Yards – 150 at Cincinnati (12/22/91)

Average – 29.5 (2-59) vs. Indianapolis (12/26/93)

Longest – 60t at Cincinnati (12/22/91)



KEVIN TURNER



Fullback

6-1 • 230 • 3rd Year

Alabama

Born: June 12, 1969

Prattville, Ala.

34

Transactions: Kevin Turner was drafted by the Patriots in the third round of the 1992 draft (71st player selected) ... the Patriots acquired the selection from Dallas (through Minnesota) along with the Cowboys' first round selection (13th overall - Eugene Chung) in exchange for selections in the first round (19th overall - Tony Smith), second round (37th overall - Darren Woodson) and fourth round (104th overall - Frankie Smith).

Extra Points

- While playing football at the University of Alabama, Kevin's parents attended every game, both home and away, via the family's motor home. The only game his parents missed was Kevin's appearance in the Japan Bowl in January of 1992. Since being drafted by the Patriots, his parents have made the trek to New England on an annual basis.

Pro Career GP/GS (32/10): Turner emerged as the Patriots starting fullback in 1993 ... he is a punishing blocker and a reliable receiver out of the backfield ... he proved to be a consistent ball carrier as well, leading all Patriots backs in average gain per carry (4.6 yards). **1993 (16/9):** Did not start until the sixth game of the season, but still finished second on the Patriots with 231 yards rushing on 50 carries (4.6 yard average) ... led all Patriots backs and finished fourth on the team overall with 39 receptions for 333 yards and two touchdowns ... led the team with four miscellaneous tackles (resulting from turnovers) and added five special teams stops ... he fumbled only once, but recovered two loose balls on the year ... trailing 21-16 at Phoenix (10/10) late in the fourth quarter, Turner caught a 13-yard screen pass from Scott Secules, but as he was being tackled he tossed a lateral to Leonard Russell which he carried for a 69-yard gain to the two-yard line - the Patriots scored on the following play and won their first game of the season 23-21 ... the two combined for an 82-yard reception, the longest in the AFC in 1993 ... set a single-game career-high by rushing for 63 yards on only four carries (15.8 yard average), including a 49-yard run which put the Patriots in scoring position for the final touchdown in a 20-17 victory at Cleveland (12/19) ... the 49-yard carry was the longest of his career and the longest run from scrimmage for the Patriots in 1993 ... earned Miller Lite Player of the Game honors (as selected by a local media panel) in his first start of the season vs. Houston (10/17) and caught five passes for 65 yards on one touchdown ... finished the season with a career-high eight receptions for 61 yards in a 33-27 overtime victory vs. Miami (1/2/94) ... received the Unsung Hero Award from the 1776 Quarterback Club of New England for his 1993 efforts. **1992 (16/1):** Played in all 16 games as a rookie, seeing action at fullback and on special teams ... rushed 10 times for 40 yards and caught seven passes for 52 yards and two touchdowns ... led all special teams players with 13 tackles ... made the first start of his NFL career vs. San Francisco (10/11) in place of John Stephens who started at halfback for the injured Leonard Russell ... had a season-high 15 yards rushing on four carries at Indianapolis (11/15) ...

scored his first career touchdown vs. Cleveland on a 19-yard reception ... caught a six-yard touchdown pass from Jeff Carlson at Kansas City (12/13)

College: Earned first team All-American honors from *The Poor Man's Guide to the NFL Draft* after starting all 12 games during his senior season ... in 1991, he rushed for 432 yards on 73 carries and three touchdowns ... added 12 receptions for 156 yards ... closed out collegiate career with 43 yards on nine carries in the Blockbuster Bowl ... in 1990, he started all 12 games during his junior campaign and rushed for 269 yards on 66 rushes and added 26 receptions for 240 yards and one touchdown ... set an Alabama season record for running backs in 1989 by catching 48 passes for 465 yards and two touchdowns ... his 48 receptions was the fourth-highest season total in school history ... played in 10 games during his 1988 freshman season and rushed for 120 yards on 28 carries and one touchdown ... added nine catches for 67 yards and two touchdowns ... redshirted in 1987.

Personal: Paul Kevin Turner was born on June 12, 1969 in Prattville, Ala. ... he was an all-metro running back at Prattville (Ala.) High ... team captain of the squad and earned Player of the Year honors as a senior after rushing for 1,077 yards on 165 carries (6.5 avg.) and catching six passes for 81 yards ... also lettered in basketball and track ... majored in finance at Alabama ... single.

Kevin Turner's NFL Statistics

Year	G/S	Rushing					Receiving				
		No	Yds	Avg	Lg	TD	No	Yds	Avg	Lg	TD
1992 (NE)	16/1	10	40	4.0	11	0	7	52	7.4	19	2
1993 (NE)	16/9	50	231	4.6	49	0	39	333	8.5	26	2
Totals-2 yrs.	32/10	60	271	4.5	49	0	46	385	8.4	26	4

Additional Statistics

Fumbles/Lost/Rec. – 1993 (1/0/2)

Misc. Tackles – 1993 (4)

Single-Game Career Highs

Rushing Attempts – 12 at Seattle (10/24/93)

Yards – 63 at Cleveland (12/19/93)

Longest – 49 at Cleveland (12/19/93)

Receptions – 8 vs. Miami (1/2/94)

Yards – 78 at Indianapolis (10/31/93)

Longest – 26 at Indianapolis (10/31/93)


Kevin Turner's Career Game-By-Game Totals

1992	Opponents	Rushing					Receiving				
		No	Yds	Avg	Lg	TD	No	Yds	Avg	Lg	TD
9/13	at LA Rams	-	-	-	-	-	-	-	-	-	-
9/20	SEATTLE	-	-	-	-	-	1	2	2.0	2	0
9/27	BUFFALO	-	-	-	-	-	-	-	-	-	-
10/04	at NY Jets	-	-	-	-	-	1	1	1.0	1	0
10/11	SAN FRANCISCO	-	-	-	-	-	-	-	-	-	-
10/18	at Miami	-	-	-	-	-	1	13	13.0	13	0
10/25	CLEVELAND	2	5	2.5	3	0	2	31	15.5	19t	1
11/01	at Buffalo	1	-1	-1.0	-1	0	-	-	-	-	-
11/08	NEW ORLEANS	1	11	11.0	11	0	-	-	-	-	-
11/15	at Indianapolis	4	15	3.8	10	0	1	-1	-1.0	-1	0
11/22	NY JETS	-	-	-	-	-	-	-	-	-	-
11/29	at Atlanta	2	10	5.0	7	0	-	-	-	-	-
12/06	INDIANAPOLIS	-	-	-	-	-	-	-	-	-	-
12/13	at Kansas City	-	-	-	-	-	1	6	6.0	6t	1
12/20	at Cincinnati	-	-	-	-	-	-	-	-	-	-
12/27	MIAMI	-	-	-	-	-	-	-	-	-	-
1992 Totals		10	40	4.0	11	0	7	52	7.4	19t	2

1993	Opponents	Rushing					Receiving				
		No	Yds	Avg	Lg	TD	No	Yds	Avg	Lg	TD
9/05	at Buffalo	1	2	2.0	2	0	-	-	-	-	-
9/12	DETROIT	1	11	11.0	11	0	2	-4	-2.0	2	0
9/19	SEATTLE	1	3	3.0	3	0	-	-	-	-	-
9/26	at NY Jets	1	4	4.0	4	0	2	4	2.0	2	0
10/10	at Phoenix	1	1	1.0	1	0	2	23	11.5	13	0
10/17	HOUSTON	2	6	3.0	5	0	5	65	13.0	24	1
10/24	at Seattle	12	58	4.8	19	0	2	18	9.0	13	0
10/31	at Indianapolis	3	9	3.0	4	0	6	78	13.0	26	0
11/07	BUFFALO	6	23	3.8	16	0	2	7	3.5	6	0
11/21	at Miami	4	9	2.2	7	0	3	29	9.7	14	0
11/28	NY JETS	1	4	4.0	4	0	-	-	-	-	-
12/05	at Pittsburgh	-	-	-	-	-	1	3	3.0	3	0
12/12	CINCINNATI	5	17	3.4	9	0	-	-	-	-	-
12/19	at Cleveland	4	63	15.8	49	0	3	17	5.7	7	1
12/26	INDIANAPOLIS	5	16	3.2	7	0	3	32	10.7	20	0
1/02	MIAMI	3	5	1.7	3	0	8	61	7.6	11	0
1993 Totals		50	231	4.6	49	0	39	333	8.5	26	2



JOHN WASHINGTON



Defensive End

6-4 • 290 • 9th Year

Oklahoma State

Born: February 20, 1963

Houston, Texas

76

Transactions: John Washington was signed by the Patriots on March 5, 1993 as an unrestricted free agent from the Atlanta Falcons ... he was originally drafted by the New Jersey Generals in the 1986 USFL territorial draft, but signed with the New York Giants after being drafted in the third round (73rd overall) of the 1986 NFL draft ... released by the Giants (12/5/92) and signed with the Atlanta Falcons the following week for the remainder of the season ... became an unrestricted free agent following the 1992 season.

Extra Points

- John was a member on each of the New York Giants' Super Bowl championship teams, led by head coach Bill Parcells.

Pro Career GP/GS (119/49): Played on two NFL championship teams with the New York Giants (1986 and 1990) ... adds veteran experience to a young Patriots defense ... has accumulated 191 tackles during his eight-year career. **1993 (16/13):** Started 13 games at right defensive end and finished ninth on the team with 50 total tackles ... also knocked down one pass at the line of scrimmage ... recorded a season-high eight tackles on consecutive weeks at Indianapolis (10/31) and vs. Buffalo (11/7) ... eight tackles at Indianapolis led the team ... recorded seven tackles in a 7-2 victory over Cincinnati (12/19) ... played in a reserve role in the first two weeks of the season ... started his first game of the season vs. Seattle (9/19). **1992 (15/1):** Played in 15 games, the first 12 with the New York Giants and the last

three of the season with the Atlanta Falcons ... started one game for the Giants at nose tackle at Chicago (9/21) ... saw limited action with the Giants and was released December 5 ... signed by the Atlanta Falcons for the final three weeks of the season and collected two tackles in reserve duty. **1991 (12/4):** Played in 12 games with four starts ... a valuable veteran reserve who was able to play either end or tackle on the defensive line ... missed four games due to an ankle injury ... finished the season with 18 tackles (14 solos). **1990 (16/13):** Played in every game, including 13 starts at defensive end, earning his second Super Bowl Championship ring in four years ... finished the season with 41 tackles (29 solos) ... added five tackles in three playoff games, including a stop on Bears' fullback Brad Muster for a loss on a Chicago fourth-and-goal play from the one-yard line ... received the starting assignment in one playoff game. **1989 (16/14):** Filled in for the injured Eric Dorsey, who suffered a broken foot, and started at left defensive end ... played in all 16 games, starting 14, and compiled a career-high 52 tackles (37 solos), forced one fumble and deflected one pass. **1988 (16/2):** Played in all 16 games, starting two in place of the injured Leonard Marshall ... finished the season with 12 tackles on the season (10 solos), forced one fumble and deflected a pass. **1987 (12/2):** Played in 12 games and started the final two games of the regular season at right defensive end in place of the injured Marshall ... totaled 14 tackles (12 solos) in his second year and recorded his first career NFL sack (-5 yards). **1986 (16/0):** Played in all 16 games as a rookie, seeing extensive duty on special teams and in reserve roles at defensive end ... registered two solo tackles on the season ... an injury in the final week of the regular season forced him to miss the playoffs and Super Bowl on injured reserve ... made an impressive NFL debut in his first preseason game against Atlanta, registering two quarterback sacks.

College: Three-year letterman and starter at Oklahoma State while playing both nose tackle and defensive end ... a two-time All-Big Eight selection, as a junior (1984) and senior (1985) ... received All-American honorable mention acclaim as a senior ... during his career he compiled 241 tackles, 28 of which were for losses, and added 23 sacks and 57 quarterback pressures ... elected team captain as a senior and led the Cowboys to the 1985 Gator Bowl.

Personal: John Earl Washington was born on February 20, 1963 in Houston, Texas ... earned a total of six varsity letters competing in football (3) and baseball (3) at Sterling (Houston, Texas) High ... two-time all-conference selection in football, while earning All-American honors in baseball as a pitcher and infielder ... John and his wife, Terri, have two children, Charmaine (3/6/82), and John Jr. (10/25/87).


John Washington's NFL Statistics

Regular Season										
Year	G/S	TT	UT	A	S-Yds	Int	PD	FF	FR	
1986 (NYG)	16/0	2	2	0	0-0	0	0	0	0	
1987 (NYG)	12/2	14	12	2	1-5	0	0	0	0	
1988 (NYG)	16/2	12	10	2	0-0	0	1	1	0	
1989 (NYG)	16/14	52	37	15	0-0	0	1	1	0	
1990 (NYG)	16/13	41	29	12	0-0	0	0	0	2	
1991 (NYG)	12/4	18	14	4	0-0	0	1	1	1	
1992 (NYG)	12/1	0	0	0	0-0	0	0	0	0	
(ATL)	3/0	2	1	1	0-0	0	0	0	0	
1993 (NE)	16/13	50	36	14	0-0	0	1	0	0	
Totals-8 yrs.	119/49	191	141	50	1-5	0	4	3	3	

Playoff Statistics										
Year	G/S	TT	UT	A	S-Yds	Int	PD	FF	FR	
1989 (NYG)	1/0	1	1	0	0-0	0	0	0	0	
1990 (NYG)	3/1	5	4	1	0-0	0	0	0	0	
Totals-2 yrs.	4/1	6	5	1	0-0	0	0	0	0	



DAVID WHITE



Linebacker

6-2 • 235 • 2nd Year

Nebraska

Born: February 27, 1970

Oak Ridge, Tenn.

51

Transactions: David White was claimed by the Patriots off waivers from the Buffalo Bills on August 31, 1993 ... he originally signed with the Buffalo Bills as a rookie free agent in 1993.

1993 (6/0): White joined the Patriots prior to the season opener and spent his first four weeks on the squad's inactive list before being released ... he was re-signed to the practice squad for six weeks ... he was then activated in the 11th week of the season ... made his NFL debut vs. the New York Jets (11/28) ... played in the final six games of the season for the Patriots and finished the season with three special teams tackles.

Extra Points

- David's parents and his younger brother Chris, live in Jakarta, Indonesia. The family flew six hours to see him play when Nebraska played Kansas State in Tokyo, Japan.

College: Four-year letterman at Nebraska ... played in every game during his Cornhusker career ... replaced Mike Croel and split time with Trev Alberts at outside linebacker during his collegiate career ... earned All-American honorable mention and All-Big Eight Conference second team honors from *The Poor Man's Guide to the NFL Draft* ... finished college career with 137 tackles (55 solo), including 15 tackles for losses and eight sacks ... recorded 51 tackles (21 solo) including three for losses and two sacks as a senior ... recorded a career-high 10 tackles with a sack and a pass breakup in a 45-24 thrashing of Arizona State ... helped Huskers to three postseason bowl games ... All-Big Eight honorable mention his junior year ... played in all 11 games, recording 42 tackles with five sacks and six tackles for losses ... also caused and recovered a fumble ... one of only five redshirt freshmen to earn a letter.


Personal: David White was born the son of LeRoy Jr. and Sheila White on February 27, 1970 in Oak Ridge, Tenn. ... starred as a tight end and defensive end at St. Augustine High in New Orleans, La. ... two-time all-metro selection as a tight end (1986-87) ... caught 15 passes for 225 yards as a senior on a team that was ranked first in the state, but was upset in the quarterfinals of the state finals ... earned all-district honors as a defensive end as a sophomore ... graduated with a 4.4 GPA (based on a 5.0 scale) ... remains eight hours shy of earning his degree in pre-medicine at Nebraska ... plans to pursue his medical degree upon the completion of his playing career ... selected to the Phillips 66 Academic Honor Roll in 1990 with a 3.14 grade-point average as a sophomore ... his parents and brother currently live in Jakarta, Indonesia, where his father works as a chemical engineer for Mobil Oil Corp. ... when he wasn't traveling, David worked out in the Patriots' offseason conditioning program ... single.

Additional Statistics

Special Teams Tackles – 1993 (3)



DARRYL WREN



Cornerback

6-1 • 188 • 4th Year

Pittsburg State (Kansas)

Born: January 25, 1967

Tulsa, Okla.

27

Transactions: Darryl Wren was claimed by the Patriots off waivers from the Buffalo Bills on August 31, 1993 ... he was originally drafted by the Bills in the third round of the 1991 NFL draft (82nd player selected).

Pro Career GP/GS (12/5): Wren was besieged by injuries during his first two seasons in the league ... in his third attempt to make the Bills roster, he was released when Buffalo trimmed their rosters to 47 ... the Patriots did not hesitate to claim him off the waiver wire. **1993 (12/5):** Just a week after being released by the Bills, he found himself playing in Buffalo's season opener – as a reserve for the Patriots ... the following week, he intercepted two Rodney Peete passes (9/12) and became the first player in the league and the only Patriot all season to intercept two passes in one game ... the two interceptions were the first two of his career ... recorded 35 tackles and three interceptions in his first complete season in the league ... added two special teams tackles ... finished second on the team with nine passes defended ... totaled a season-high five tackles on six occasions ... made his NFL starting debut at left cornerback in the Patriots' 23-21 victory over Phoenix (10/10) ... started five games at left corner before suffering an injury to his left shoulder which caused him to miss games at Miami (11/21) and vs. Jets (11/28) ... saw limited action in the final seven games of the season. **1992 (0/0):** Spent all of the 1992 season on the Buffalo Bills physically unable to perform list recovering from the knee injury he suffered in 1991. **1991 (0/0):** Impressed the Buffalo coaches in his rookie training camp, but sustained a knee injury prior to the season and was placed on the injured reserve list on August 26, 1991.

Extra Points

- Darryl was the first player in the league to record a multiple interception game in 1993 with two in the second game of the season vs. Detroit (9/12).
- Darryl went to high school with Lee Mayberry of the Milwaukee Bucks.

College: Selected as a first-team All-American by the *Football Gazette* following his senior season at Pittsburg State ... finished as the Gorillas' all-time interception leader with 13 ... named first-team all-Missouri Intercollegiate Athletic Association selection in both his junior and senior years ... played in the NCAA Division II playoffs as a junior and senior and qualified for the NAIA playoffs as a sophomore.

Personal: Darryl Wren was born on January 25, 1967 in Tulsa, Okla. ... he was a football and track standout at Will Rogers High in Tulsa, Okla. ... placed second in the 100- and third in the 200-meter events at the Oklahoma State Finals in both his junior and senior years ... majored in business administration at Pittsburg State ... was a three-time All-American sprinter for the Pittsburg State track team ... placed fifth in the 60-yard dash at the NAIA indoor championships in 1988 and fifth in the 200 meters at the NAIA outdoor finals ... Darryl is the father of Kendrah Wren (11/19/91).

Darryl Wren's NFL Statistics

Year	GP/GS	TT	UT	A	S-Yds	I-Yds	PD	FF	FR	SpT
1991 (Buf)	0/0				Injured Reserve					
1992 (Buf)	0/0				Physically Unable to Perform List					
1993 (NE)	12/5	35	27	8	0-0	3-(-7)	9	0	0	2
Totals-3 yrs	12/5	35	27	8	0-0	3-(-7)	9	0	0	2

Single-Game Career Highs


Tackles – 5 (6 times) Most recent vs. Buffalo (11/7/93)

Unassisted Tackles – 4 (5 times) Most recent vs. Buffalo (11/7/93)

Assists – 2 vs. Seattle (9/19/93)

Interceptions – 2 vs. Detroit (9/12/93)

★ SCOTT ZOLAK



Quarterback

6-5 • 222 • 4th Year

Maryland

Born: December 13, 1967

Pittsburgh, Pa.

16

Transactions: Scott Zolak was drafted by the Patriots in the fourth round of the 1991 draft (84th player selected).

Pro Career GP/GS (9/4): Zolak has thrown for 561 yards and has a career quarterback rating of 57.7 in three seasons with New England ... each of his four starts came in 1992. **1993 (3/0):** Played in three games as a reserve ... threw two "Hail Mary" passes in the final minutes at Seattle (10/24) in a 10-9 loss to the Seahawks ... listed as the inactive "emergency" quarterback in eight games. **1992 (6/4):** Played in six games with four starts ... completed 52 of 100 passes for 561 yards, two touchdowns and four interceptions ... made his NFL debut vs. New Orleans (11/8) when he replaced an injured Tom Hodson and completed five of nine passes for 20 yards ... started his first NFL game the following week at Indianapolis (11/15) and earned AFC Offensive Player of the Week honors by completing 20 of 29 passes for 261 yards and two touchdowns while leading the Patriots to their first win of the season (a 37-34 overtime victory) ... led the club to its second consecutive victory with a 24-3 victory over the New York Jets (11/22) ... suffered a right ankle sprain at Kansas City (12/13) and was placed on Injured Reserve (12/18) for the remainder of the season. **1991 (0/0):** Spent the entire season listed as the Patriots "emergency" third string quarterback and was inactive for every game during his rookie campaign.

Extra Points

- Scott's father, Paul, was Joe Montana's high school coach at Ringgold High in Pittsburgh, Pa. Scott was the waterboy for the team at the time.
- In his eighth grade yearbook, Scott stated that his ambition was to play professional football.

College: Despite playing only one year as starter at Maryland, he finished his collegiate career ranked fifth and seventh, respectively, in the Terra

pins' all-time passing annals with 270 completions and 3,124 yards passing ... earned honorable mention All-American honors from *Football News* after his senior campaign ... ranked second in the conference in total offense, averaging 217.5 yards per game for a team that led the league in passing offense with 252.2 yards per game ... completed 225 of 418 yards (53.8 percent) for 2,589 yards and 10 touchdowns during his senior year, breaking the school's single-season record of 196 completions set by Dan Henning in 1986 ... his 2,589 yards passing in 1990 ranks second on the Terps' all-time list behind Henning's 2,725 yards in 1986 ... named ACC Offensive Back of the Week on four occasions (Virginia Tech, West Virginia, Duke and Virginia) ... set a single-game school record by completing 28 passes (46 attempts) for 303 yards and two touchdowns against Virginia Tech ... broke his own record against Michigan by completing 29 passes (45 attempts) for 264 yards ... played in eight games as a backup to Neil O'Donnell in 1989 and completed 33 of 69 passes for 407 yards and two touchdowns ... saw action in four games in 1988, but did not play in any games in 1987 ... redshirted as a freshman in 1986.

Personal: Scott David Zolak was born on December 13, 1967 in Pittsburgh, Pa. ... earned all-state and all-conference honors as a senior at Ringgold High in Monongahela, Pa. ... selected to the Pittsburgh Press "Finest 44" and the Pittsburgh Post Gazette's "Fabulous 22" teams ... lettered four times in football as a quarterback ... also handled the punting duties ... lettered four times as a forward on the Ringgold basketball team ... majored in business management at Maryland ... stayed in the area to take part in the offseason conditioning program ... is active in several charities including the United Way in Pennsylvania ... single.

Scott Zolak's NFL Statistics

Passing	G/S	Att	Comp	Pct.	Yds	TD	Int	Lg	Rating
1991 (NE)	0/0	—	—	—	—	—	—	—	—
1992 (NE)	6/4	100	52	52.0	561	2	4	65t	58.8
1993 (NE)	3/0	2	0	0.0	0	0	0	0	39.6
Totals-3 yrs	9/4	102	52	51.0	561	2	4	65t	66.0


Rushing	G/S	No	Yds	Avg	Lg	TD
1991 (NE)	0/0	—	—	—	—	—
1992 (NE)	6/4	18	71	3.9	19	0
1993 (NE)	3/0	1	0	0.0	0	0
Totals-3 yrs	9/4	19	71	3.7	19	0

Additional Statistics

Sacks/Yds. Lost — 1992 (17/137)

Fumbles/Lost — 1992 (5/1)





Patriots first round selection Willie McGinest is presented his jersey by owner Robert Kraft.

Rd	Pick	Overall	Player	Pos	College
1.	4	4	Willie McGinest	LB	Southern Cal
2.	6	35	Kevin Lee	WR	Alabama
3a.	13	78	Ervin Collier	NT	Florida A&M
3b.	25	90	Joe Burch	C	Texas Southern
4.	18	121	John Burke	TE	Virginia Tech
5.	4	135	Pat O'Neill	P/PK	Syracuse
6a.	5	166	Steve Hawkins	WR	Western Michigan
6b.	7	168	Max Lane	T	Navy
7a.	4	198	Jay Walker	QB	Howard
7b.	28	222	Marty Moore	LB	Kentucky

ADDITIONAL DRAFT CHOICES OBTAINED PRIOR TO THE DRAFT

- 3b. Acquired from Miami as final compensation in exchange for wide receiver Irving Fryar (4/1/93).
- 6b. Acquired from Seattle as compensation in exchange for running back Jon Vaughn (8/26/93).
- 7b. Acquired from Dallas as compensation in exchange for quarterback Hugh Millen (4/26/93).


DAY OF DRAFT TRADES

Acquired running back Marion Butts and a third round selection (78th overall) from the San Diego Chargers in exchange for the Patriots third (70th overall) and fifth round (137th overall) selections.

Acquired a fourth round (121st overall) and a fifth round (135th overall) draft choice from Arizona in exchange for the Patriots' fourth round (107th overall) selection.



WILLIE MCGINEST



Linebacker

6-5 • 252 • D-1 (4)

Southern Cal

Born: Dec. 11, 1971

Long Beach, Calif.

55

How Acquired: Willie McGinest was drafted in the first round (fourth overall) in the 1994 NFL draft ... he was the first senior selected among those eligible for the draft, second defensive player selected overall (DT Dan Wilkinson was selected first overall) and only the second linebacker ever selected by the Patriots in the first round.

College: McGinest is a fierce outside pass rusher with big-play ability ... played on the defensive line and at outside linebacker while at Southern Cal ... wore number 55 at Southern Cal and carried on the legacy of the jersey established by his predecessor, Junior Seau ... huge wingspan enables him to knock down a lot of passes at the line of scrimmage ... played in three bowl games in four years – the John Hancock Bowl (1990) and two Freedom Bowls (1992-93) ... bench presses 365 pounds and has recorded a 4.64 time in the 40. **1993:** Earned All-American and All-Pac 10 Conference honors as selected by the *Poor Man's Guide to the NFL Draft* ... started at weakside defensive end for the Trojans ... registered 68 tackles with 42 solo stops, including six sacks and 13 tackles for losses ... was also credited with one fumble caused and one fumble recovery ... wreaked havoc against Penn State in the third game of the season (9/11) when he recorded a career-high 15 tackles and two sacks for losses of 13 yards ... added nine tackles, including one for a 16-yard loss at Notre Dame (10/23) ... made eight stops, including five solos, in a 34-9 victory over Oregon State (10/16) ... recorded six tackles, including two for losses vs. Houston (9/4) ... posted five tackles on two occasions, vs. Washington State (9/25) in which he was also credited with a seven-yard sack and four passes defended and at Washington (11/13), which included three stops behind the line of scrimmage. **1992:** Shared the Pac-10 lead in sacks as a junior with 16 ... claimed a team-high 23 tackles for losses totaling 99 yards ... earned first team All-Pac 10 Conference honors ... named Southern Cal's Defensive Player of the Year ... started all season at outside linebacker on the weakside ... finished his junior campaign with 63 tackles (fourth on the team), nine passes defended (second on the team) and three forced fumbles (tied for first) ... compiled a season-high 12 stops at Arizona State (10/31), including four tackles for losses, three of which were credited as quarterback sacks ... recorded seven tackles with one sack on two occasions, vs. Washington State (10/24) and at Stanford (11/7) ... added six tackles, a pass deflection and caused a fumble at Washington (10/3) ... recorded his second six-tackle outing vs. Notre Dame (11/28), which included two sacks and earned him Player of the Game honors ... credited with five tackles, a pass deflection and a forced fumble vs. Oregon (10/10) ... made five stops at UCLA (11/21) with one sack ... had four tackles at San Diego State in the season opener (9/5) including a pair of sacks for a loss of 16 yards ... registered three tackles with a seven-yard sack and two stops behind the line of scrimmage vs. Fresno State in the Freedom Bowl. **1991:** Played in nine games, starting eight at outside linebacker as a sophomore ... fin-

ished the season with 35 tackles (30 unassisted) in nine games ... six of his stops were for losses of 16 yards, including two sacks for minus seven yards ... forced three fumbles, all of which were recovered by the Trojans ... an ankle sprain in the second game of the season vs. Penn State (9/14) caused McGinest to miss the next two games (Arizona State and Oregon) ... made six solo stops, forced a fumble and added a pair of pass deflections in the Penn State game, prior to the injury, as the Trojans were victorious, 21-10 ... recorded a season-high 10 tackles, including two for losses at Arizona (11/16). **1990:** Played in every game for the Trojans as a true freshman with three starts to his credit ... was called upon to start in his collegiate debut at the 1990 Kickoff Classic vs. Syracuse (8/31), starting at strongside linebacker ... started two other games at weakside linebacker at Arizona State (10/27) and vs. California (11/3) ... finished his freshman campaign with 27 tackles, six for losses, including five quarterback sacks ... recorded two sacks and blocked a punt at Ohio State (the block was picked up by a teammate and run in for a Trojan touchdown), which earned him Pac-10 Special Teams Player of the Week ... added four tackles, including one for a loss vs. Michigan State in the John Hancock Bowl.

High School: Attended Long Beach (Calif.) Polytechnic High, which produced Patriots running back Leonard Russell, Chicago Bears perennial pro bowl safety Mark Carrier and heavyweight boxing prospect Jeremy Williams ... selected as a high school All-American by *Super Prep*, *Tom Lemming* and *Blue Chip* magazines as a linebacker in 1989 ... received additional recognition as *Super Prep* All-Far West, *Blue Chip* All-Western Region, *Long Beach Press-Telegram* Best of the West, *Tacoma Morning News Tribune* Western 100, California Football All-State, All-CIF Southern Section, All-CIF Division I, *Los Angeles Times* All-South and *Long Beach Press Telegram* Dream Team choices ... posted 107 tackles, 18 sacks, 2 fumble recoveries, four pass deflections, four blocked kicks and an interception as a senior ... led his team to a 9-2 record and the Moore League title ... a three-year starter at linebacker, McGinest was also a highly regarded basketball player, winning the Long Beach Press-Telegram Best in the West, All-CIF Southern Section, All-Long Beach and All-League honors after averaging 14 points per game in 1989-90.

Personal: William McGinest was born on December 11, 1971 in Long Beach, Calif. ... always active as a youngster, McGinest even attempted playing the violin when he was in elementary school (the musical endeavor ended after about one week) ... majored in public administration at Southern Cal ... single.

McGinest's Collegiate Defensive Statistics


Year	G/S	TT	UT	A	S-Yds	TFL	I-Yds	PD	FF	FR
1990	13/3	27	19	8	5-37	6-39	0-0	3	0	0
1991	9/8	35	30	5	2-7	6-16	0-0	6	3	0
1992	12/12	63	43	20	16-82	23-99	0-0	9	3	1
1993	13/13	68	42	26	6-45	13-84	0-0	8	1	1
Totals	47/36	193	134	59	29-171	48-238	0-0	26	7	2

NOW THERE'S A FIRST

When the Patriots used their first selection in the 1994 NFL draft to select Willie McGinest out of Southern Cal, they made another first. It was the first time the Patriots had ever selected two players in the first round, who had each hailed from the same high school. McGinest was a prep All-American at Long Beach (Calif.) Polytechnic High, the same school that produced the Patriots' 1991 first round draft choice, Leonard Russell.



KEVIN LEE



Wide Receiver

6-1 • 194 • D-2 (35)

Alabama

Born: January 1, 1971

Mobile, Ala.

86

How Acquired: Kevin Lee was drafted by the Patriots with their own selection in the second round (35th player selected) of the 1994 NFL draft.

College: Lee is a versatile receiver who has the speed (4.35 in the 40) to get deep and the size and athleticism to catch passes over the middle ... he is also a scoring threat on reverses, averaging over 31 yards on five carries as a senior ... played opposite flanker David Palmer from 1991 through 1993 ... played in four bowl games in four years at Alabama, including the Tide's 34-13 upset of the Miami Hurricanes in the Sugar Bowl in 1992 to claim the national championship. **1993:** Selected to the Super Sleeper Team by *The NFL Draft Report* ... started in 12 of 13 games at split end ... finished second on the team with 26 receptions for 510 yards, a 19.6 yard average, and one touchdown ... carried the ball five times on reverses for 157 yards (31.4 yard average) and a touchdown ... returned three kickoffs for 41 yards (13.7 yard average) ... had one reception for 10 yards, two carries for a loss of 23 yards and two kickoff returns for 20 yards vs. North Carolina in the Gator Bowl ... showed how he can impact a game in the 1993 season opener vs. Tulane (9/4) when he amassed 162 yards of total offense while only touching the ball four times – two receptions for 73 yards, one reverse for 66 yards and one kick return for 23 yards ... grabbed a season-high four receptions on two occasions, once in the second week of the season for 46 yards vs. Vanderbilt (9/11) and later in the year for 83 yards vs. Tennessee (10/16) ... hauled in three passes for 94 yards in a 17-6 win over South Carolina (10/2) ... caught three passes for 48 yards, including a 22-yard scoring pass from David Palmer ... ran for a 63-yard touchdown on a reverse vs. Auburn (11/20) while adding 39 yards on two receptions ... caught two passes for 67 yards and rushed for 35 yards on two carries in a 19-14 victory over Mississippi (10/23). **1992:** Played in 11 games with five starts, helping the Crimson Tide roll to an undefeated season (13-0) and claim their 12th National Championship ... suffered a sciatic nerve contusion at Tulane (10/10) and sat out the following week at Tennessee (10/17) ... finished second on the team with 21 receptions, three less than Palmer ... totaled 286 yards for a 13.6 yard average and scored one touchdown ... gained 41 yards on three reverses (13.7 yard average) ... returned two kicks for 36 yards (18.0 avg.) ... grabbed a career-high eight receptions for 82 yards in a 31-10 victory over Mississippi (10/24) ... added 81 yards on four receptions as the Tide downed Mississippi State 30-21 (11/14) ... caught three passes for 78 yards vs. Vanderbilt (9/5) in the season opener. **1991:** Started the team's final eight games at split end ... caught 11 passes for 276 yards (25.1 avg.) and a touchdown ... ran for 88 yards on three carries (29.3 avg.) ... scored his first collegiate touchdown with a career-long, game-winning 75-yard catch and run in a 10-7 victory over Memphis State (11/16) ... hauled in two passes for 39 yards, including a 12-yard touchdown in a 30-25 triumph over Colorado and lost 13 yards on one carry in the Blockbuster Bowl (12/28). **1990:** Played in a reserve role at split end and saw action in 10 games ... suffered a broken finger in the Louisiana State (11/10) game, which caused him to miss the Cincinnati game the following week ... finished with two catches for 21

yards (10.5 avg.) ... returned three kickoffs for 85 yards (28.3 avg.) ... returned one kickoff 61 yards to set up a score and added a five-yard reception in his first "Iron Bowl" (Alabama vs. Auburn game) in the season finale (12/1). **1989:** Redshirted as a freshman.


Personal: Kevin Lee was born a 1971 New Year's baby (1/1/71) in Mobile, Ala. ... lettered in football and track at Vigor High in Mobile, Ala. ... caught 31 passes for 907 yards (29.3 avg.) as a senior to lead his team to the Class 6A state title ... that team was ranked number one in the nation by ESPN ... won the state 100-meter dash title with a 10.6 time ... majored in telecommunications and film at Alabama ... holds the University of Alabama 200 meter record with a :21.28 time ... qualified for the NCAA Indoor Championship and placed 16th in the 200 ... recently timed at 4.35 in the 40 ... single.

Kevin Lee's Collegiate Statistics

Year	—Receiving—					—Rushing—					—Kickoff Returns—				
	No	Yds	Avg	Lg	TD	No	Yds	Avg	Lg	TD	No	Yds	Avg	Lg	TD
1990	2	21	10.5	17	0	1	6	6.0	6	0	3	85	28.3	61	0
1991	13	315	24.2	75	2	4	75	18.8	44	0	—	—	—	—	—
1992	21	286	13.6	46	1	3	41	13.7	24	0	2	36	18.0	19	0
1993	27	520	19.3	59	1	7	134	19.1	66	1	5	61	12.2	23	0
Totals	63	1142	18.1	75	4	15	256	17.1	66	1	10	182	18.2	61	0



ERVIN COLLIER



Nose Tackle

6-3 • 287 • D-3a (78)

Florida A&M

Born: May 12, 1971

Jacksonville, Fla.

91

How Acquired: Ervin Collier was drafted in the third round (78th player selected) of the 1994 NFL draft ... the selection was obtained from the San Diego Chargers with Marion Butts in exchange for the Patriots third round selection (70th overall - Andre Coleman) and fifth round selection (137th overall - Aaron Laing).

College: Originally recruited to the University of Alabama in 1989, but transferred to Florida A&M after the 1990 season ... sat out the entire 1991 season due to NCAA transfer rules, but became a starter for the FAMU Rattlers in 1992 ... earned Most Outstanding Defensive Linemen honors at FAMU while leading the team in tackles in 1992 and 1993 ... a two-time all-conference selection by the Mid-Eastern Athletic Conference ... totaled 198 tackles with 13.5 sacks, 22 tackles for losses and 37 quarterback pressures in only two seasons. **1993:** Selected as a Black College All-American by the Sheridan Broadcasting Network ... third team Associated Press Division I-AA All-America ... voted Florida A&M's Most Valuable Player ... played left defensive end, recording 100 tackles with 61 solos ... credited with 7.5 sacks and 12 tackles for losses of 107 yards ... forced and recovered three fumbles ... recorded a season-high 12 tackles in the season finale vs. Bethune-Cookman (11/27), adding a sack and two stops for losses ... logged 10 tackles with seven solo stops vs. Albany State (10/23) ... had seven tackles in a 21-17 victory over South Carolina State (9/11) ... made

seven stops, including two sacks and a fumble recovery at Grambling (11/13) ... had six tackles with a sack and a forced fumble vs. Jackson State (9/18) ... sacked the Patriots' 1994 seventh round selection, quarterback Jay Walker, and added two tackles for losses in a game at Howard (10/2). **1992:** Started every game for the Rattlers (12) ... finished third on the team with 98 tackles, 46 unassisted, including six sacks and a total of 10 stops for minus yardage ... caused two fumbles and blocked two kicks ... registered 25 quarterback pressures ... was a one-man wrecking crew in a mid-season clash with North Carolina A&T, totaling a career-high 15 tackles with two sacks and a forced fumble in the 21-7 victory ... recorded double digit tackle performances in three other games, 13 vs. Howard (10/3), 10 in the season opener at Georgia Southern (9/5), and 10 at Delaware State (10/17) ... recorded nine tackles in a 33-26 victory over South Carolina State (9/12). **1991:** Sat out the year due to NCAA transfer regulations. **1990:** Played in eight games as a reserve left defensive end for the Alabama Crimson Tide ... recorded four solo tackles, including a four-yard sack in a 59-28 victory over Vanderbilt ... played on a Crimson Tide team which featured current Patriot teammates Kevin Turner and Kevin Lee. **1989:** Redshirted as a freshman at Alabama.


Personal: Ervin Collier was born the son of Ervin and Bea Collier on May 12, 1971 in Jacksonville, Fla. ... all-state and all-city selection as a two-way lineman at Jean Ribault High in Jacksonville, Fla. ... also lettered in basketball, leading his hoop team to the state title ... graduated from Florida A&M with a degree in physical education ... single.

Ervin's Collegiate Defensive Statistics

Year	G/S	TT	UT	A	S-Yds	TFL	I-Yds	PD	FF	FR
1989										
1990	8/0	4	4	0	1.0-4	1-4	0-0	0	0	0
1991										
1992	12/12	98	46	52	6.0-57	12-107	0-0	0	2	0
1993	11/11	100	61	39	7.5-97	10-111	0-0	3	3	3
Totals	31/23	202	111	91	14.5-158	23-222	0-0	3	5	3



JOE BURCH



Center

6-2 • 280 • D-3b (90)

Texas Southern

Born: Aug. 8, 1971

Dallas, Texas

60

How Acquired: Joe Burch was the Patriots' second selection in the third round (90th player selected) of the 1994 NFL draft ... the Patriots acquired the selection along with a 1993 second round selection (Todd Rucci) from the Miami Dolphins in exchange for wide receiver Irving Fryar (4/1/93) ... Burch was the third center selected in the draft.


College: Burch was considered one of the most aggressive drive blockers in the nation by *The NFL Draft Report* ... he has quick feet and retreats smoothly in pass protection ... recently timed at 5.12 in the 40-yard dash. **1993:** Earned All-American and All-Southwestern Athletic Conference first team recognition as a senior ... chosen Division I-AA Offensive Lineman of

the Year by *The NFL Draft Report* ... started all year at center, grading 88 percent for blocking consistency while registering 78 knockdown blocks ... had a season-high 10 knockdowns as the Tigers exploded for 496 total yards offensively, including 322 yards on the ground in a 38-8 thrashing of Prairie View A&M in the season opener (9/4) ... Tigers amassed 610 yards, including 413 yards rushing at Alcorn State the following week (9/11). **1992:** All-American and All-SWAC first team selection by *The NFL Draft Report* ... earned All-American recognition from the Sheridan Broadcasting Network ... voted first team All-SWAC as selected by the conference's coaches ... graded 86 percent for blocking consistency and was credited with 72 knockdowns ... leveled a pair of defenders on a sweep that cleared the way for tailback Kerry Henderson's 17-yard touchdown run in a 35-0 shutout of Prairie View A&M ... totaled seven knockdown blocks, including one that cleared the way for a 34-yard run by Stacey Moore, setting up a Tiger touchdown as the team amassed 503 yards in a 30-17 triumph over Central State (Ohio) ... bowled over a trio of defenders clearing a path for a three-yard touchdown run vs. Jackson State. **1991:** Started at center for the Tigers and was credited with 67 knockdown blocks on the season ... recorded a season-high of eight knockdown blocks to help the Tigers rush for 302 yards in a 23-6 victory over Prairie View A&M. **1990:** Received limited playing time as a reserve center his freshman season ... won the starting duties during the 1991 spring drills. **1989:** Redshirted as a freshman.

Personal: Joseph Burch was born on August 8, 1971 in Dallas, Texas ... earned all-district honors at Carter High in Dallas, Texas ... also lettered in soccer as a goaltender while in high school ... an electronic engineering major who is just 18 hours shy of graduating ... lists former Cincinnati Bengals All-Pro Anthony Munoz as one of his childhood idols ... single.



JOHN BURKE



Tight End

6-2 • 258 • D-4 (121)

Virginia Tech

Born: September 7, 1971

Elizabeth, N.J.

85

How Acquired: John Burke was drafted by the Patriots in the fourth round (121st player selected) of the 1994 NFL draft ... selection was acquired from Arizona along with the Cardinals' fifth round selection (Pat O'Neill, 135th choice overall) in exchange for the Patriots fourth round selection (107th overall - Perry Carter) ... he was the fifth tight end selected in the draft.

College: Burke was described as one of the most intense and physical blockers in college football by *The NFL Draft Report* ... showed fine receiving skills in a short-range passing attack ... caught 21 passes for 303 yards and two touchdowns in four seasons after walking on at Virginia Tech in 1989 ... moved into starting lineup in 1992 after lettering as a special teams player and backup tight end for two seasons ... recently timed at 5.07 in the 40-yard dash. **1993:** Second team All-Big East selection by *The NFL Draft Report* ... caught 10 passes for 142 yards and two touchdowns last season ... added three receptions for 26 yards to that total in the Independence Bowl ... delivered a key downfield block to spring Dwayne Thomas for a 70-yard touchdown run as the Hokies rushed for 500 yards in a 63-21 thrashing of Pittsburgh (9/11) ... grabbed a career-high three receptions

for 26 yards vs. Boston College (11/6) and repeated that performance with three receptions for 26 yards vs. Indiana in the Independence Bowl ... scored on touchdown receptions of 23 and 28 yards in a 45-24 romp over Syracuse. **1992:** Played in all 11 games for the Hokies, including eight starts ... finished the season with five receptions for 64 yards, an average of 12.8 yards per reception ... had two receptions for 38 yards vs. Virginia ... credited with a key goal-line block which allowed a one yard touchdown in a victory over James Madison. **1991:** Played in all 11 games as a reserve tight end and special teams performer ... used mainly in running situations ... earned the Frank O. Moseley Award as one of the top offensive hustlers in spring practice ... had two receptions for 64 yards on the season ... his longest reception of his career came vs. West Virginia on a 48-yard catch and run ... also grabbed a 16-yard pass at Oklahoma. **1990:** Played in four games as a reserve tight end and saw action in every contest on the field goal and extra point units ... first career reception went for a seven yard gain vs. North Carolina State. **1989:** Joined the team as a walk-on and was redshirted.


Personal: Single ... majored in finance at Virginia Tech ... played beside then offensive tackle Eugene Chung in 1990 and 1991 at Virginia Tech ... lettered two seasons at Holmdel (N.J.) High as a tight end and defensive end ... caught 28 passes for 370 yards and one touchdown and totaled 49 tackles as a senior ... also earned three letters as a pitcher on the baseball team ... son of Edmund and Margaret Burke ... born John Richard Burke on September 7, 1971 in Elizabeth, N.J.

Burke's Collegiate Receiving Statistics

Year	G/S	No	Yds	Avg	Lg	TD
1989			Redshirted			
1990	4/0	1	7	7.0	7	0
1991	11/0	2	64	32.0	48	0
1992	11/8	5	64	12.8	20	0
1993	12/12	13	168	12.9	28	2
Totals	8/20	21	303	14.4	48	2



PAT O'NEILL



Punter

6-1 • 200 • D-5 (135)

Syracuse

Born: February 9, 1971

Scott AFB, Ill.

5

How Acquired: Pat O'Neill was drafted by the Patriots in the fifth round (135th player selected) of the 1994 NFL draft ... the selection was acquired from Arizona, along with the Cardinals' fourth round selection (121st overall - John Burke) in exchange for the Patriots' fourth round selection (107th overall - Perry Carter) ... he was the first punter selected in the draft.

College: O'Neill lettered four seasons at Syracuse as a punter and handled both the punting and placekicking chores during his senior season ... he is a strong-legged specialist who also handled the kickoff responsibilities throughout his collegiate career ... he took return men out of the game by kicking a total of 179 kickoffs into the end zone ... only 98 of his 261 kickoffs were returned (37.5 percent) ... totaled 170 punts for a 41.1 yard average and only had one blocked in four years ... boomed a 72-yard punt vs. Maryland in 1991. **1993:** Named to the GTE/CoSIDA Academic All-America University Division I football team ... earned third team All-American hon-

ors and first team All-Big East Conference honors ... punted 44 times with a 44.3 yard average (1,950 yards) ... scored 61 points on 10 of 17 field goals and made all 31 extra point attempts ... converted all five extra point attempts and three field goals, including a career-long 50-yarder in the season opener vs. Ball State (9/4) ... converted three more field goals of 28, 49 and 39 yards vs. Cincinnati (9/25) ... kicked a 32-yard field goal to give the Orangemen a 24-21 victory over Pittsburgh ... set a school record with a 55.2-yard average on five punts, adding a 48-yard field goal and three extra point conversions vs. Virginia Tech (11/13) ... converted all seven extra points and added a 32-yard field goal in a 52-3 thrashing of Temple (11/6). **1992:** GTE/CoSIDA District II Academic All-American and All-Big East Conference second team choice ... kicked 47 of 64 kickoffs into the end zone, 41 of which resulted in touchbacks ... ranked eighth in the nation with a 40.1-net yard punting average ... had 35 punts for a 42.3 yard average ... kicked seven of 10 kickoffs out of the end zone and had a season-long 66 yard punt (eighth longest in school history) in a 50-28 victory over Rutgers ... averaged 47.4 yards on seven punts vs. Miami ... punted five times with a 45-yard average with a long of 55 yards and two punts downed inside the 20 in a 26-22 victory over Colorado in the Fiesta Bowl. **1991:** First team All-Big East Conference selection ... led the conference with 45 punts with a 42.0-yard average ... booted 50 of his 62 kickoffs into the end zone ... set a school record with a 72-yard punt vs. Maryland ... averaged 50 yards per punt on three attempts vs. Temple ... punted seven times for a 40.0-yard average in a 24-17 victory over Ohio State in the Hall of Fame Bowl. **1990:** Took over the punting duties in the sixth game of the season ... finished the season with 31 punts for a 33.7-yard average ... kicked 45 of his 62 kickoffs into the end zone ... punted three times for 120 yards (40.0 avg.) in the 28-0 shutout of Arizona in the Aloha Bowl. **1989:** Redshirted as a freshman.

Personal: Patrick James O'Neill was born on February 9, 1971 at Scott Air Force Base in Illinois ... one of three sons of Peter and Alice O'Neill ... All-Mid Penn Conference first team kicker and second team punter at Red Land High in Harrisburg, Pa. ... earned York County All-Star honors as a senior ... converted 41 of 50 career PATs and eight of 15 field goals, with a long of 46 yards ... averaged 37.5 yards per punt ... also earned all-conference honors and earned York County All-Star recognition in soccer ... lettered in swimming and track ... recipient of the Pennsylvania Higher Education Award ... graduated second in a class of 309 students ... majored in bio-engineering ... single.

Pat O'Neill's Collegiate Statistics

Year	No	Yds	Punting	Blk	Lg	Net Avg
			Avg			
1989			Redshirted			
1990	34	1166	34.3	0	54	33.0
1991	52	2169	41.7	1	72	38.1
1992	40	1705	42.6	0	66	39.7
1993	44	1950	44.3	0	68	36.8
Totals	170	6990	41.1	1	72	37.1


Year	KO	EZ	Kickoffs	K/Ret	Ret/Avg
			TB		
1989			Redshirted		
1990	67	47	43	24	20.4
1991	67	51	41	24	23.6
1992	70	53	46	21	23.6
1993	57	28	18	29	23.4
Totals	261	179	148	98	22.8

Year	PATs	FG/Att	Placekicking		Pts
			FG%	Lg	
1992	1/1	0/1	.000	0	1
1993	31/31	10/17	.588	50	61
Totals	32/32	10/18	.555	50	62

Year	0-29	30-39	Placekicking		Total
			40-49	50+	
1992	0/0	0/0	0/0	0/1	0/1
1993	4/4	3/4	2/6	1/3	10/17
Totals	4/4	3/4	2/6	1/4	10/18



STEVE HAWKINS



Wide Receiver

6-5 • 210 • D-6a (166)

Western Michigan

Born: March 16, 1971

Detroit, Mich.

19

How Acquired: Steve Hawkins was drafted with the Patriots' first of two sixth round selections (166th player selected) in the 1994 NFL draft ... he was the only player selected from Western Michigan in the 1994 draft.

College: Hawkins played free safety in three seasons at Western Michigan, but is projected as a wide receiver by the Patriots ... originally recruited to Tennessee State as a quarterback/defensive back ... transferred to Western Michigan to play defensive back ... started three seasons at safety ... possesses a rare combination of size (6-5) and speed (4.37 in the 40-yard dash). **1993:** Earned *Football News'* All-American honorable mention recognition ... earned first team All-Mid American Conference honors as a free safety ... selected to play in the Blue-Gray All-Star Game (12/25) ... started every game and finished third on the team with 85 tackles (41 solos), four pass deflections and an interception ... recorded three touchdown-saving tackles, forced a fumble and recovered another ... logged five double-digit tackle performances during the season ... registered 12 tackles, forced a fumble and made a touchdown-saving stop in the season finale vs. Bowling Green ... made 12 stops earlier in the season vs. Youngstown State ... had 10 tackles and an interception in a 20-3 victory over Akron ... credited with 10 tackles, including a touchdown-saving stop in a 20-7 triumph over Army ... added 10 more stops against Purdue. **1992:** All-Mac honorable mention ... started all year at free safety and finished second on the team with 101 tackles (40 solos) and a forced fumble ... ranked second on the squad with 11 pass deflections and had two interceptions which were returned for 40 yards ... credited with a career-high 14 tackles (six solos) in a 24-20 triumph over Akron ... registered 12 tackles with five solos and one pass broken up vs. Bowling Green ... repeated that performance (12 tackles, five solos) in a 13-7 victory over Northern Illinois ... had a 10-tackle effort vs. Toledo. **1991:** Started every game at strong safety ... finished second on the team with 96 tackles (38 solos) forced two fumbles and grabbed one interception ... led the team with nine pass deflections ... turned in an amazing individual performance against Florida State, with 10 tackles, two pass deflections and a blocked extra point attempt ... added 10 tackles with two pass deflections and a forced fumble in a 35-9 victory over Ohio University ... selected defensive back of the week in both contests. **1990:** Sat out the year due to NCAA transfer regulations after transferring from Tennessee State. **1989:** Attended Tennessee State but did not letter ... elected to transfer when told of the coaching staff's intention to play him at quarterback, rather than defensive back.


Personal: Steven Hawkins was born on March 16, 1971 in Detroit, Mich. ... earned all-conference and all-district honors at Central High in Detroit, Mich. as a quarterback and safety ... majored in physical education at Western Michigan ... single.

Steve Hawkins' Collegiate Defensive Statistics

Year	G/S	TT	UT	A	S-Yds	TFL	I-Yds	PD	FF	FR
1989	Redshirted at Tennessee State									
1990	Did Not Play - Transfer to Western Michigan									
1991	11/11	96	38	58	0-0	0-0	1-2	9	2	0
1992	11/11	101	40	61	0-0	0-0	2-40	11	1	0
1993	11/11	85	41	44	0-0	0-0	1-0	4	1	1
Totals	33/33	282	119	163	0-0	0-0	4-42	24	4	1



MAX LANE



Offensive Tackle

6-6 • 307 • D-6b (168)

Navy

Born: February 22, 1971

Norborne, Mo.

68


How Acquired: Max Lane was drafted by the Patriots with their second selection in the sixth round (168th player selected) ... the selection was acquired from the Seattle Seahawks as compensation for the trade of running back Jon Vaughn (8/26/93) ... Lane was the only player drafted from Navy in this year's draft.

College: Lane was a three year-starter at offensive tackle for Navy ... finished his career with 32 consecutive starts ... recently timed at 5.22 in the 40-yard dash. **1993:** Selected second team All-American and first team All-Independent by *The NFL Draft Report* ... started the entire season at right tackle and participated in 789 plays ... helped the Academy gain 414 yards vs. Bowling Green ... lined up as a fullback and scored on a four-yard run as the offense exploded for 465 total yards in a 31-3 victory over Colgate ... executed a perfect roll block to take out Jim Flanigan and Bryant Young on the goal line on a one-yard scoring plunge against Notre Dame. **1992:** Shifted from left to right offensive tackle ... selected All-American honorable mention and All-Independent by *Football News* ... started all year, participating in a team-high 818 plays ... posted seven knockdown blocks in helping the Midshipmen rush for 293 yards vs. Delaware ... delivered six more knockdowns against Vanderbilt as Navy ran for 255 yards on the day. **1991:** Moved into the starting lineup in the second game of the season at left tackle ... credited with a key block on defensive end Chris Slade that paved the way for a four-yard touchdown run vs. Virginia ... showed tremendous hustle in a game against Bowling Green in which he made a block at the line of scrimmage, got up and delivered another block downfield which allowed the receiver to race down the sideline for a 30-yard gain. **1990:** A member of Navy's junior varsity squad ... suited up for the varsity near the end of the season, but did not see any action.

Personal: Max Aaron Lane was born on February 22, 1971 in Norborne, Mo. ... selected all-state, all-conference and all-district as a tight end in his senior year at Norborne (Mo.) High ... earned all-state recognition at offensive tackle as a junior ... added all-conference and all-district honors in basketball ... lettered as an offensive tackle at the Naval Academy Prep School ... majored in general science at the U.S. Naval Academy ... single.



JAY WALKER



Quarterback

6-3 • 227 • D-7a (198)

Howard

Born: Jan. 24, 1972

Los Angeles, Calif.

7

How Acquired: Jay "Sky" Walker was drafted by the Patriots with their first of two seventh round selections (198th player selected) in the 1994 NFL draft ... he was the seventh quarterback selected in the draft, and will wear number seven.

College: Walker was the third rated quarterback in the 1994 NFL draft according to *Ourlad's Guide to the NFL Draft* (behind Heath Shuler, selected third overall, and Trent Dilfer, selected sixth overall) ... began his collegiate career at Pasadena (Calif.) City College in 1989 ... transferred to Long Beach State and redshirted in 1990 ... transferred again in 1992 when Long Beach State discontinued their football program ... led Howard to an 18-4 record in two years, including a 13-game win streak ... led them to an undefeated regular season (11-0) in 1993, which qualified the Bison for their first-ever playoff appearance. **1993:** Started all 12 games at quarterback ... third team All-American and first team All-Mid Eastern Athletic Conference selection by *The NFL Draft Report* ... guided the Bison to an 11-1 record, with their only loss of the season coming in the Division I-AA playoffs to Marshall (28-14) ... claimed the conference title and ranked eighth in the Sports Network's I-AA national poll ... named the Pigskin Club of Washington's MEAC Player of the Year and the Touchdown Club of Washington Division I-AA Player of the Year ... set conference single-season records for pass completions (223), yards passing (3,324) and total offense (3,469) ... threw for 24 touchdowns and only 13 interceptions ... picked up 145 yards rushing and scored two touchdowns ... threw for over 400 yards on three occasions ... threw for a season-high 433 yards and three touchdowns in a 66-37 romp over Morgan State ... engineered back-to-back come-from-behind road victories over Towson State and North Carolina A&T ... completed 28 of 52 passes for 429 yards and three touchdowns, including a nine-yard scoring strike as time ran out in a 44-41 triumph over Towson State ... the following week, he threw for 420 yards with four scores and ran for a game-winning 29-yard touchdown in a 41-35 overtime victory over North Carolina A&T ... closed out his collegiate career by completing 20 of 44 passes for 378 yards and four touchdowns in a 53-33 victory over Delaware State. **1992:** Started every game (11) at quarterback for the Bison ... earned first team All-MEAC in his first season at Howard ... threw for 2,347 yards on 154 completions with 18 touchdowns and only 10 interceptions ... completed a career-long 67 yarder ... scored five touchdowns rushing and broke free for a career-long 48 yard run ... completed 11 of 19 attempts for 245 yards and a school-record six touchdown passes in a 75-6 trouncing of Cheyney ... his six scoring strikes broke the record of five set by Lee DuBose vs. Morgan State in 1986 ... the team's 75-point effort topped the school record of 64 points vs. Morgan State in 1960 and the 69-point margin of victory broke the previous record of 59 points vs. Florida A&M in 1982 ... with a left hand contusion, he still managed to pass for 211 yards and a touchdown in a 48-42 triumph over Alcorn State ... earned MEAC Player of the Week honors with an 18 of 31 performance for 273 yards and a touchdown in a 31-28 victory over Delaware State. **1991:** Played in only one game at Long Beach State ... completed one of four attempts for 20 yards and gained five yards on three carries vs. University of Miami

... transferred to Howard following the season when Long Beach State discontinued its football program. **1990:** Redshirted in first year at Long Beach State. **1989:** Named Most Valuable Player at Pasadena (Calif.) City College.

Personal: Jay Walker was born the son of Jewell and Paul Walker on January 24, 1972 in Los Angeles, Calif. ... nicknamed "Sky" ... Godfather, James Harris, was an All-American quarterback at Grambling State and played for the Buffalo Bills and Los Angeles Rams and is presently the assistant general manager of the New York Jets ... earned all-league, All-CIF Southern Section and league MVP honors as a quarterback at University High in Los Angeles, Calif. ... added all-league and All-CIF honors in baseball ... lettered three times in each sport ... at the age of 17, Walker was drafted in the 20th round by the California Angels and was signed to his first professional contract two days after high school graduation ... he pitched two seasons of minor league ball before enrolling at Pasadena City College to play football ... majored in political science at Howard ... single.

Jay Walker's Collegiate Passing Statistics


Year	G/S	Att	Comp	Pct	Yds	TD	Int	Lg
1990	Redshirted at Long Beach State							
1991	1/0	4	1	25.0	20	0	1	20
1992	11/11	312	154	49.3	2347	18	10	67
1993	12/12	406	223	54.9	3324	24	13	56
Totals	24/23	722	378	52.4	5691	42	24	67

Walker's Collegiate Rushing Statistics

Year	G/S	No	Yds	Avg	Lg	TD
1990	Redshirted at Long Beach State					
1991	1/0	3	5	1.7	6	0
1992	11/11	75	124	1.6	48	5
1993	12/12	60	145	2.4	36	2
Totals	24/23	138	274	2.0	48	7



MARTY MOORE



Linebacker

6-1 • 242 • D-7b (222)

Kentucky

Born: March 19, 1971

Phoenix, Ariz.

45

How Acquired: Marty Moore was drafted by the Patriots with the final selection (222nd player selected) in the 1994 NFL draft ... the Patriots acquired the pick as compensation from the Dallas Cowboys in exchange for quarterback Hugh Millen (4/26/93).

College: Moore completed his collegiate career with 462 tackles, two forced fumbles, three fumble recoveries, five interceptions with one touchdown and three quarterback sacks ... his 462 tackles ranked fourth on Kentucky's all-time list ... led Kentucky in tackles the last three seasons ... led the Southeastern Conference in tackles his sophomore and junior seasons ... completed his career having started 34 consecutive games. **1993:** Selected first team All-SEC ... started the entire season at inside linebacker ... led the team for the third straight season with 116 tackles ... recorded five double-

digit tackle performances ... intercepted three passes and returned them for 55 yards ... recorded a season-high 14 tackles and snared two interceptions vs. Florida (9/10) ... followed that performance with a 12-tackle outing at Indiana (9/18) and an 11-tackle performance at South Carolina (9/23) ... made 11 hits and intercepted a pass, which he returned 35 yards at Georgia (10/23) ... finished his collegiate career with a 10-tackle effort vs. Tennessee in the season finale (11/20). **1992:** Started all 11 games at inside linebacker ... selected second team All-SEC by Associated Press ... earned All-SEC academic honor roll acclaim ... led the conference with 148 tackles, an average of 13.4 stops per game ... recorded two quarterback sacks and led the team with five tackles for losses ... recorded double-digit tackle performances in nine of 11 games for the Wildcats ... amassed a season-high 19 tackles at Cincinnati ... added 18 stops, including a sack, a tackle for loss and an interception at Ole Miss ... added double-digit tackle performances vs. Central Michigan (12), Florida (14), South Carolina (13), Georgia (14), Mississippi State (11), Vanderbilt (17) and Tennessee (15) ... secured a 37-25 victory over Indiana by returning an interception 36 yards for a touchdown with just over one minute to play. **1991:** Started all 11 games at inside linebacker ... selected first team Sophomore All-American by *Football News* ... led the SEC and set a Kentucky school record with 183 tackles, an average of 16.6 tackles per game ... ranked third nationally in total tackles with double-digit performances in every game ... led the Wildcats with seven tackles for losses, including one quarterback sack ... recovered two fumbles and broke up five passes ... turned in a stellar defensive effort vs. Vanderbilt when he recorded a career-high 21 tackles ... repeated that performance the following week with 21 tackles vs. Florida ... registered 19 tackles in his first collegiate start, the 1991 season opener vs. Miami (Ohio). **1990:** Played in nine games as a backup inside linebacker ... missed two games due to a lower back injury ... finished with 15 tackles including nine solo stops ... recorded a season-high six stops vs. Florida. **1989:** Redshirted as a freshman.

Personal: Martin Neff Moore was born the son of Carol Ann Ruck on March 19, 1971 in Phoenix, Ariz. ... was a two-time all-district and all-region selection and earned all-state honors as a senior at Highlands High in Fort Thomas, Ky. ... earned three letters in football playing middle linebacker and fullback ... rushed for 986 yards and 10 touchdowns as a senior, including a 268-yard effort with three scores in his prep finale vs. Bell County (Ky.) High ... led the Bluebirds to a 28-7 record during his three-year career ... also lettered in basketball ... majored in vocational education at Kentucky ... had two 4.0 grade point average semesters and graduated with a 3.3 GPA ... single.

Marty Moore's Collegiate Defensive Statistics

Year	G/S	TT	UT	A	S-Yds	TFL	I-Yds	PD	FF	FR
1989	Redshirted at Kentucky									
1990	9/0	15	9	6	0-0	0-0	0-0	0	0	0
1991	11/11	183	86	97	1-8	7-12	0-0	3	0	2
1992	11/11	148	81	67	2-17	5-12	2-57	0	0	0
1993	11/11	116	81	35	0-0	3-7	3-55	2	2	1
Totals	42/33	462	257	205	3-25	15-31	5-112	5	2	3

MR. IRRELEVANT 1994

This year's Mr. Irrelevant is the Patriots' own Marty Moore, the 222nd and final player selected in the 1994 NFL draft. For the past 19 years, a California-based group has "awarded" the last player selected as "Mr. Irrelevant." But, what started in jest nearly two decades ago, has since gained national recognition and is now one of the media's favorite draft day anecdotes. And, in case you were wondering, the reward for being named Mr. Irrelevant includes an all-expenses paid trip to Disneyland, a golf tournament, a banquet to roast the celebrity and a \$10,000 cashier's check.

1994 Patriots Rookie and First-Year Free Agents

GREG BALLARD • WR • 6-3 • 190 • KANSAS

Signed as a rookie free agent on April 25, 1994. **College:** Unheralded athlete with blazing speed and great leaping ability ... recently timed at 4.39 in the 40-yard dash ... began his collegiate career at Southern Methodist University and transferred to Kansas in 1991 ... started in 11 games in '93, his senior season, catching 17 passes for 266 yards (15.7 avg.) ... also carried the ball four times gaining 14 yards ... caught a season-high four passes for 39 yards vs. Big Eight champion Nebraska ... completed one of three passes for 41 yards ... originally recruited as a quarterback. **Personal:** Earned All-Sunflower League honorable mention as a quarterback at Lawrence (Kan.) High ... led team to Class 6A title as a junior ... political science major with a 3.19 grade point average ... earned the Presidential Academic Fitness Award ... mother, Barbara, is the dean of students at Kansas ... born May 5, 1971 in Lawrence, Kan.

TROY BARNETT • NT/DE • 6-4 • 280 • NORTH CAROLINA

Signed as a rookie free agent on April 25, 1994. **College:** Versatile athlete who played nose guard, defensive tackle and defensive end at North Carolina ... added over 60 pounds of mass to his frame between his freshmen (218 lbs.) and senior (280 lbs.) year ... played at the nose guard position his senior year, recorded 46 tackles (25 solo) with three sacks and eight stops for losses ... registered a '93 season-high of 10 tackles (five solo) with a nine-yard sack, three stops for (-16) yards and two pressures in a 24-0 shutout vs. Clemson (11/6/93) ... played in 10 games his junior year and recorded 21 tackles ... tied for team lead with five sacks ... led all members of defensive line with six tackles in the 1992 Peach Bowl, including three for losses. **Personal:** All-county and all-conference two-way lineman at Southwest High in Jacksonville, N.C. ... three time high school class president ... member of the National Honor Society ... born Troy Anthony Barnett on May 24, 1971 in Jacksonville, N.C.

BERNARD BASHAM • DT • 6-6 • 283 • VIRGINIA TECH

Signed as a rookie free agent on April 25, 1994. **College:** Physical player who combines toughness with a quick first step into the backfield ... registered 37 tackles (15 solo) with three sacks and 10 quarterback pressures in 1993 ... recorded seven tackles (five solo) in a 55-7 win vs. Temple (10/16/93) ... had four tackles and two sacks for minus 11 yards in a 63-21 victory over Pittsburgh (9/11/93) ... a special teams standout who blocked six kicks during his collegiate career (three PAT's and three FGA's) ... had a personal-high of 10 tackles vs. James Madison (9/5/92). **Personal:** All-district, all-region and second team all-state pick in basketball at Patrick Henry High in Roanoke, Va. ... averaged 20 points and 12 rebounds ... born Bernard Ramon Basham, Jr. on June 23, 1971 in Roanoke, Va.

KIRK BOTKIN • TE • 6-3 • 245 • ARKANSAS

Signed as a rookie free agent April 25, 1994. **College:** A sure-handed receiver at Arkansas who excelled in going over the middle and showed elusive running skills after the catch ... recently timed at 4.79 in the 40-yard dash ... extremely effective at picking up the blitz ... All-American honorable mention by *Football News* ... All-SEC second team selection by *The NFL Draft Report* this senior year ... finished collegiate career ranked sixth overall in Razorback history with 87 receptions ... started 10 games in 1993 and finished second on the team with 23 catches for 257 yards ... became Arkansas' first All-SEC first team selection in 1992, the Razorbacks inaugural season in the SEC ... led the team with 33 receptions for 257 yards ... reeled in a career-high eight passes for 59 yards vs. SMU (11/21/92). **Personal:** Rated as one of top five tight ends in Texas while attending Lee (Texas) High ... also earned letters in baseball and track ... born Kirk Botkin on March 19, 1971 in Baytown, Texas.

JEAN BOYD • S • 6-0 • 208 • ARIZONA STATE

Signed as a rookie free agent April 25, 1994. **College:** Played cornerback at Arizona State and was an intense pass defender with the power to jam receivers at the line of scrimmage ... bothered by neck injury early in his collegiate career ... finished the season with 63 tackles (26 solo) including a forced fumble and two fumble recoveries ... saved best game for last, registering 11 tackles vs. intra-state rival Arizona (12/26/93) ... started the first four games of the '92 season, but missed the final seven due to neck stingers ... transferred from Cerritos Junior College in Norwalk, Calif. ... All-American honorable mention, second team all-state and first team All-Mission Conference selection in 1990. **Personal:** Set high school records in the 110-meter high hurdles (:14.59) and 300-intermediate hurdles (:38.61) at Paramount (Calif.) High ... lettered three times in football and track and twice in basketball ... born Jean Arthur Boyd on June 12, 1971 in Inglewood, Calif.

TODD DIXON • WR • 5-10 • 172 • WAKE FOREST

Signed as a rookie free agent April 25, 1994. **College:** A sensational open field runner at Wake Forest who excelled at eluding his defenders on fly patterns ... recently timed at 4.4 in the 40-yard dash ... completed college career with 134 catches for 2,300 yards (17.2 average) ... his 134 catches ranks fifth on Wake Forest's all-time list while his 2,300 yards ranks third ... scored 22 touchdowns tying him with Red O'Quinn (46-49) for second place ... third team All-American and two-time first team All-ACC choice by *The NFL Draft Report* ... he was the ACC's premier return specialist, leading the conference in punt returns (12.8 avg.) and finishing second in kickoff returns (24.1 avg.) ... opened the 1993 season with 294 all-purpose yards (126 yards on eight catches, 155 yards on four kickoff returns, including a 95-yard score, and 13 yards on a reverse) vs. Vanderbilt (9/4/93) ... became first Wake Forest player to return two kicks for touchdowns (95-yard kickoff and 74-yard punt) in the same season since Larry Spencer in 1952. **Personal:** Lettered three times in both football and basketball at Governor Dummer Academy in Billerica, Mass. ... brother Derek played basketball at Bentley College in Waltham, Mass. ... born Todd Dixon on June 8, 1971 in Billerica, Mass.

BILL DURKIN • G • 6-4 • 291 • MASSACHUSETTS

Signed as rookie free agent May 4, 1994. **College:** He began his career as a tight end and defensive end before moving to the offensive line ... two time All-Yankee Conference first team choice ... consensus All-American first team pick ... first team All New England and All-ECAC choice ... two time offensive captain ... manned the left guard position as the team set a single-season school rushing record with 3,261 yards ... made five knockdowns as the offense piled up 476 yards on the ground in a 43-29 win over Delaware. **Personal:** Lettered as a two-way lineman and receiver at Notre Dame High in Stratford, Conn. ... born Bill Durkin on March 18, 1971 in Stratford, Conn.

DAMACIO GREEN • CB • 5-10 • 185 • VIRGINIA STATE

(Pronounced dah-MOSS-ee-o) Signed as a rookie free agent on April 25, 1994. **College:** Lettered two years at Virginia State after transferring from the University of Miami (Fla.) in 1992 ... helped Virginia State to a 10-1 record in 1993 ... finished the season with 39 tackles, including 23 solo stops and batted away 14 passes with one interception ... led the Trojans with 10 kick returns for 334 yards and returned one punt for an 88-yard touchdown ... played in two Division II all-star games following his senior season ... earned two letters as a sprinter at Virginia State and won the Indoor CIAA Conference Championship in the 55-meter dash with a school record time of 6.10 ... was recruited to Miami from Coahoma JC in Clarksdale, Miss. in 1991 as one of the top defensive backs in the nation ... he was a football redshirt in his only season with the Hurricanes, but did letter on the Miami track team ... participated in the Big East Conference Track and Field Championships in 1992 and placed second in the 100-meter (:10.57) and third in the 200-meter (:21.42) dashes. **Personal:** Starred in football and track at Pahokee (Fla.) High ... selected as a prep All-American as a sprinter and qualified for the National Junior Olympics in 1989 with a :21.46 time in the 200m ... set school records in the 100m (:10.46) and 200m (:21.7) ... born Damacio Green on February 18, 1972 in Pahokee, Fla.

MARIO HENRY • WR • 6-1 • 187 • RUTGERS

Signed as a rookie free agent on April 25, 1994. **College:** Played in 11 games and caught 23 passes for 294 yards (12.8) and two touchdowns ... caught a career-high five passes for 33 yards and an eight-yard score vs. Virginia Tech ... grabbed four catches totaling 36 yards including an eight-yard touchdown vs. Miami ... played in all 11 games during the 1992 campaign, catching nine passes for 123 yards ... transferred from South Carolina after redshirt freshman year ... while at South Carolina he caught three passes, two of which were touchdowns ... recently timed at 4.36 in the 40-yard dash. **Personal:** All-American, all-state and All-South Jersey selection at Lenape High in Medford, N.J. ... voted first team All-American by *SuperPrep* and *Playboy* ... led team to Burlington County Championship in 1988 ... finished third in the New Jersey State Finals in the high hurdles and the 100 and 200 meter dashes ... born September 14, 1971 in Chicago, Ill.

MIKE KERR • LB • 6-5 • 236 • FLORIDA

Signed with the Patriots as a free agent on March 15, 1994. **Pro:** Originally signed with Patriots on July 23, 1993, but was released one month later (8/23/93). **College:** A two-year letterman at Florida ... played in five games as a reserve defensive end as a sophomore in 1990 ... added four tackles (three solo) on special teams and one solo tackle on defense ... in 1989, he made seven special teams tackles in eight games and a pair of stops at linebacker ... ruled academically ineligible in 1991 and 1992. **Personal:** All-city and All-Dade County pick as a defensive end and outside linebacker at Jackson High in Miami, Fla. ... averaged 20 points per game for the basketball team and recorded 80 tackles on the gridiron as a senior ... born Michael Antwan Kerr on November 10, 1969.

DON REYNOLDS • DE • 6-3 • 278 • VIRGINIA

Signed with the Patriots as a free agent on March 8, 1994. **Pro:** Spent entire 1993 season as a member of the Detroit Lions practice squad ... originally signed as a rookie free agent by the Atlanta Falcons following the 1992 draft and was released during training camp ... does not possess any pro statistics. **College:** Finished college career with 175 tackles (49 solo), including 11 for losses and 4.5 sacks ... missed three games his senior year due to knee injury and finished season with 37 tackles including four for losses and a forced fumble ... recorded highest tackle output during junior year when he recorded 68 total tackles (14 solo), including three for losses and 3.5 sacks. **Personal:** Two-time All-District selection as a defensive end and tight end at Laurel Park High in Axton, Va. ... he was a three-year letterman in football, basketball and track ... selected all-district in basketball and all-district in the shot put and discus ... received degree in Rhetoric and Communication Studies ... born Donald Dwayne Reynolds on November 25, 1969 in Martinsville, Virginia.

SYLVESTER 'BUSTER' STANLEY • NT • 6-2 • 286 • MICHIGAN

Signed as a rookie free agent on April 25, 1994. **College:** He was an explosive pass rusher at Michigan ... selected All-Big Ten first team choice by the conference coaches ... twice earned Big Ten honorable mention recognition ... recipient of the Louis B. Hyde Memorial Award, given to the Wolverines' MVP ... registered 47 tackles (32 solo) with eight sacks and 11 stops for minus 65 yards while leading the defense as the team co-captain ... named Big Ten Conference Defensive Player of the Week after registering 10 tackles (7 solo) with two sacks, three stops for minus 19 yards and a fumble recovery in a 24-7 drubbing of Iowa ... earned mention as one of the nation's leading freshman defensive linemen by *The Sporting News*. **Personal:** Ohio Lineman of the Year selection by UPI while at East High in Youngstown, Ohio ... lettered three times each in football, basketball, baseball, and track ... graduated in December 1993 with a bachelor's degree from the division of kinesiology ... born Sylvester Stanley on May 14, 1970 in Youngstown, Ohio.

ERIC STEPHENS • CB • 5-9 • 171 • JACKSONVILLE STATE

Signed as a rookie free agent on April 25, 1994. **College:** Received third team All-American recognition by The NFL Draft Report ... All-Gulf South Conference first team pick his junior year ... started every game (37) of his three-year career at right cornerback ... during his senior campaign he recorded 68 tackles (48 solo) with a quarterback pressure and a fumble recovery ... deflected nine passes and intercepted two others ... rang-up a season-high 13 tackles (12 solo) with a pass deflection vs. Southwest Missouri State ... finished his Gamecock career with 189 tackles (117 solo) ... started college career at North Greenville (Tigerville, S.C.) Junior College and after one season transferred to Jacksonville St. ... recently timed at 4.49 in the 40-yard dash. **Personal:** All-district pick as a senior at Walterboro (S.C.) High ... born December 19th, 1970 in Waterboro S.C.

RICH TYLSKI • G • 6-4 • 289 • UTAH STATE

(Pronounced TILL•ski) Signed as a rookie free agent on April 25, 1994. **College:** Physical run blocker who shows good arm extension and mobility in passing situations ... very explosive off the ball, getting off the mark quickly to contain the linebackers ... All-Big West Conference first team selection ... helped pave way for offense that averaged 442.1 yards per game ... leveled defensive tackle Tiger Townes, giving quarterback Anthony Calvilli the time to connect with Kevin Alexander for a 30-yard scoring strike in a 33-26 decision over Nevada-Las Vegas. **Personal:** Majored in sociology at Utah State ... married, wife's name is Jane and they have a son, Joshua (8/20/92) ... born Richard Lee Tylski on February 27, 1971 in San Diego, Calif.

JERROD WASHINGTON • RB • 6-0 • 214 • VIRGINIA

(Pronounced JARE•ed) Signed as a rookie free agent on April 25, 1994. **College:** Only player in school history to return two kickoffs for touchdowns in a career (96-yard kickoff return vs. Georgia Tech 9/19/92 and 90-yard kickoff return vs. Virginia Tech 11/23/91) ... ranks fifth on the Cavaliers' all-time list with 3,274 all purpose yards ... received the Ben Wilson Award, given to the team's most outstanding offensive player ... served as co-captain his senior year, gaining 871 yards on 162 carries and five touchdowns ... caught 14 passes for 72 yards, with three touchdowns and returned 13 kickoffs for 253 yards (18.1 avg.) and six punts for 54 yards (9.0 avg.) ... rushed for a career-high 197 yards (ninth best in Virginia single game history) on 27 carries, including a touchdown, in 33-7 win over William and Mary (10/24/92) ... recently timed at 4.49 in the 40-yard dash. **Personal:** All-public, All-Southeastern Pennsylvania, all-scholastic, all-city and all-state selection at Central (Philadelphia, Pa.) High ... born Jerrod Erwin Washington on March 10, 1972 in Philadelphia, Pa.

DERRICK WITHERSPOON • RB • 5-10 • 197 • CLEMSON

Signed with the Patriots as a rookie free agent on April 26, 1994. **College:** Quick, darting runner who holds the school record with a 42.5 inch vertical leap ... timed at 4.45 in the 40-yard dash ... played in 11 games his senior year, starting seven ... led the Tiger rushing attack with 519 yards and three touchdowns on 111 carries (4.7 avg.) ... ran for a career-high 172 yards on 19 attempts (9.1 avg.) with two touchdowns, including a Memorial Stadium record 89-yard rush in a 29-0 victory over Maryland ... competed for the Tigers' track and field team after his sophomore season. **Personal:** All-American selection by *Super Prep* and *Blue Chip* magazines at Sumter (S.C.) High ... posted 2,063 all-purpose yards as a senior, rushing for 1,311 yards and finished with 523 kickoff return yards, including three touchdowns ... born February 14, 1971 in Sumter, S.C.

NUMERICAL ROSTER

NO	NAME	POS	NO	NAME	POS
3	Matt Bahr	K	58	Mike Kerr	LB
4	Mike Saxon	P	59	Vincent Brown	LB
5	Pat O'Neill	P/PK	60	Joe Burch	C
7	Jay Walker	QB	61	Bob Kratch	G
9	Scott Sisson	K	62	Rich Tylski	G
11	Drew Bledsoe	QB	63	Sylvester Stanley	NT
12	Mario Henry	WR	64	Bill Durkin	G
16	Scott Zolak	QB	64	Troy Barnett	DE
17	Todd Dixon	WR	65	Mike Arthur	C
18	Gregory Ballard	WR	66	Mark Staten	G
19	Steve Hawkins	WR	67	Mike Gisler	G
21	Ricky Reynolds	CB	68	Max Lane	T
22	Rod Smith	CB	69	Eugene Chung	G
23	Terry Ray	SS	70	Brandon Moore	T
26	Corey Croom	RB	71	Todd Rucci	G
27	Darryl Wren	CB	72	Tim Goad	NT
28	Dion Lambert	FS	74	Doug Skene	G
29	Myron Guyton	SS	75	Bernard Basham	DE
30	Corwin Brown	SS	76	John Washington	DE
31	Blair Thomas	RB	77	Pat Harlow	T
32	Leonard Russell	RB	78	Bruce Armstrong	T
33	Sam Gash	FB	80	Troy Brown	WR/KR
34	Kevin Turner	FB	81	Ray Crittenden	WR
35	Burnie Legette	FB	82	Vincent Brisby	WR
36	Damacio Green	CB	83	Michael Timpson	WR
37	Maurice Hurst	CB	84	Ronnie Harris	WR
38	Jean Boyd	SS	85	John Burke	TE
39	Jerrold Washington	RB	86	Kevin Lee	WR
40	Derrick Witherspoon	RB	87	Ben Coates	TE
41	Eric Stephens	CB	88	Richard Griffith	TE
42	Harlon Barnett	FS	90	Bryan Hooks	DE
43	Vernon Lewis	CB	91	Ervin Collier	NT
44	Marion Butts	RB	92	Ray Agnew	DE
45	Marty Moore	LB	93	Mike Pitts	DE
49	Kirk Botkin	TE	94	Don Reynolds	DE
50	Steve DeOssie	LB	95	Dwayne Sabb	LB
51	David White	LB	96	Mike Jones	DE
52	David Bavaro	LB	97	Aaron Jones	DE
53	Chris Slade	LB	98	Mario Johnson	NT
54	Todd Collins	LB	99	Jason Carthen	LB
55	Willie McGinest	LB			

PRONUNCIATION GUIDE

Vincent Brisby (BRIZ-be)	Willie McGinest (Mc-ginn-est)
Mike Gisler (geese-ler)	Todd Rucci (ROO-chee)
Damacio Green (de-MOSS-e-o)	Dwayne Sabb (sab)
Myron Guyton (GUY-ton)	Rich Tylski (TILL-ski)
Burnie Legette (leh-GET)	Jerrold Washington (jare-ïd)

1994 ALPHABETICAL ROSTER

NO	NAME	POS	HT	WT	BIRTH- DATE	EXP	COLLEGE	HIGH SCHOOL HOMETOWN
92	Agnew, Ray	DE	6-3	272	12/09/67	5	N.C. State	Winston-Salem, NC
78	Armstrong, Bruce	T	6-4	284	09/07/65	8	Louisville	Miami, Fla.
65	Arthur, Mike	C	6-3	280	05/07/68	4	Texas A&M	Houston, Texas
3	Bahr, Matt	K	5-10	175	07/06/56	16	Penn State	Langhorne, Pa.
18	Ballard, Gregory	WR	6-3	190	05/05/71	R	Kansas	Lawrence, Kan.
42	Barnett, Harlon	FS	5-11	200	01/02/67	5	Michigan St.	Cincinnati, Ohio
64	Barnett, Troy	DE	6-4	280	05/24/71	R	N. Carolina	Jacksonville, N.C.
75	Basham, Bernard	DE	6-6	283	06/23/71	R	Virginia Tech	Roanoke, Va.
52	Bavaro, David	LB	6-1	237	03/27/67	4	Syracuse	Danvers, Mass.
11	Bledsoe, Drew	QB	6-5	233	02/14/72	2	Washington St.	Walla Walla, Wa.
49	Botkin, Kirk	TE	6-3	245	03/19/71	R	Arkansas	Baytown, Texas
38	Boyd, Jean	SS	6-1	208	06/12/71	R	Arizona State	Paramount, Calif.
82	Brisby, Vincent	WR	6-2	188	01/25/71	2	N.E. Louisiana	Lake Charles, La.
30	Brown, Corwin	SS	6-1	200	04/25/70	2	Michigan	Chicago, Ill.
80	Brown, Troy	WR/KR	5-9	190	07/02/71	2	Marshall	Blackville, S.C.
59	Brown, Vincent	LB	6-2	245	01/09/65	7	Miss. Valley St.	Decatur, Ga.
60	Burch, Joe	C	6-2	291	08/08/71	R	Texas Southern	Dallas, Texas
85	Burke, John	TE	6-3	255	09/07/71	R	Virginia Tech	Holmdel, N.J.
44	Butts, Marion	RB	6-1	248	08/01/66	6	Florida State	Sylvester, Ga.
99	Carthen, Jason	LB	6-3	255	11/16/70	2	Ohio	Toledo, Ohio
69	Chung, Eugene	G	6-4	295	06/14/69	3	Virginia Tech	Oakton, Va.
87	Coates, Ben	TE	6-5	245	08/16/69	4	Livingstone	Greenwood, S.C.
91	Collier, Ervin	NT	6-3	287	05/12/71	R	Florida A&M	Jacksonville, Fla.
54	Collins, Todd	LB	6-2	242	05/27/70	3	Carson-Newman	New Market, Tenn.
81	Crittenden, Ray	WR	6-1	188	03/01/70	2	Virginia Tech	Washington, D.C.
26	Croom, Corey	RB	5-11	208	05/22/71	2	Ball State	Sandusky, Ohio
50	DeOssie, Steve	LB	6-2	248	11/22/62	11	Boston College	Boston, Mass.
17	Dixon, Todd	WR	5-10	172	06/08/71	R	Wake Forest	Billerica, Mass.
64	Durkin, Bill	G	6-4	291	03/18/71	R	Massachusetts	Stratford, Conn.
33	Gash, Sam	FB	5-11	224	03/07/69	3	Penn State	Hendersonville, N.C.
67	Gisler, Mike	G	6-4	300	08/26/69	2	Houston	Range, Texas
72	Goad, Tim	NT	6-3	280	02/28/66	7	North Carolina	Stuart, Va.
36	Green, Damacio	CB	5-10	185	02/18/71	R	Virginia State	Pahokee, Fla.
88	Griffith, Richard	TE	6-5	252	07/31/69	2	Arizona	Tucson, Ariz.
29	Guyton, Myron	SS	6-1	205	08/26/67	7	E. Kentucky	Thomasville, Ga.
77	Harlow, Pat	T	6-6	290	03/16/69	4	Southern Cal	Norco, Calif.
84	Harris, Ronnie	WR	5-11	180	06/04/70	2	Oregon	San Jose, Calif.
19	Hawkins, Steve	WR	6-5	210	03/16/71	R	Western Michigan	Detroit, Mich.
12	Henry, Mario	WR	6-1	187	09/14/71	R	Rutgers	Medford, N.J.
90	Hooks, Bryan	DE	6-3	286	09/15/70	1	Arizona State	Tempe, Ariz.
37	Hurst, Maurice	CB	5-10	185	09/17/67	6	Southern	New Orleans, La.
98	Johnson, Mario	NT	6-3	288	01/30/70	3	Missouri	Florissant, Mo.
97	Jones, Aaron	DE	6-5	267	12/18/66	7	Eastern Kentucky	Orlando, Fla.
96	Jones, Mike	DE	6-4	295	08/25/69	4	N.C. State	Columbus, S.C.
58	Kerr, Mike	LB	6-5	236	10/10/69	1	Florida	Miami, Fla.

1994 ALPHABETICAL ROSTER (cont.)

NO	NAME	POS	HT	WT	BIRTH- DATE	EXP	COLLEGE	HIGH SCHOOL HOMETOWN
61	Kratch, Bob	G	6-3	288	01/06/66	6	Iowa	Mahwah, N.J.
28	Lambert, Dion	FS	6-1	190	02/12/69	3	UCLA	Lake View Terrace, Calif.
68	Lane, Max	T	6-6	307	02/22/71	R	Navy	Norborne, Mo.
86	Lee, Kevin	WR	6-1	194	01/01/71	R	Alabama	Mobile, Ala.
35	Legette, Burnie	FB	6-1	243	12/05/70	2	Michigan	Colorado Springs, Co.
43	Lewis, Vernon	CB	5-10	192	10/27/70	2	Pittsburgh	Houston, Texas
55	McGinest, Willie	LB	6-5	252	12/11/71	R	Southern Cal	Long Beach, Ca.
70	Moore, Brandon	T	6-6	295	06/21/70	2	Duke	Bowling Springs, Pa.
45	Moore, Marty	LB	6-1	244	03/19/71	R	Kentucky	Fort Thomas, Ky.
5	O'Neill, Pat	P/PK	6-1	200	02/09/71	R	Syracuse	Harrisburg, Pa.
93	Pitts, Mike	DE	6-5	277	09/25/60	12	Alabama	Baltimore, Md.
23	Ray, Terry	SS	6-1	205	10/12/69	3	Oklahoma	Killeen, Texas
94	Reynolds, Don	DE	6-3	278	11/25/69	1	Virginia	Axton, Va.
21	Reynolds, Ricky	CB	5-11	190	01/19/65	8	Washington St.	Sacramento, Ca.
71	Rucci, Todd	G	6-5	291	07/14/70	2	Penn State	Upper Darby, Pa.
32	Russell, Leonard	RB	6-2	235	11/17/69	4	Arizona St.	Long Beach, Calif.
95	Sabb, Dwayne	LB	6-4	248	10/09/69	3	New Hampshire	Union, N.J.
4	Saxon, Mike	P	6-3	202	07/10/62	10	San Diego St.	Whittier, Calif.
9	Sisson, Scott	K	6-1	197	07/21/71	2	Georgia Tech	Marietta, Ga.
74	Skene, Doug	G	6-6	295	06/17/70	2	Michigan	Fairview, Texas
53	Slade, Chris	LB	6-4	232	01/30/71	2	Virginia	Newport News, Va.
22	Smith, Rod	CB	5-11	188	03/12/70	3	Notre Dame	Roseville, Minn.
63	Stanley, Sylvester	NT	6-2	286	05/14/70	R	Michigan	Youngstown, Ohio
66	Staten, Mark	G	6-6	295	10/08/70	2	Miami (Ohio)	Dowagiac, Mich.
41	Stephens, Eric	CB	5-9	171	12/19/70	R	Jacksonville St.	Walterboro, S.C.
31	Thomas, Blair	RB	5-10	202	10/07/67	5	Penn State	Philadelphia, Pa.
83	Timpson, Michael	WR	5-10	180	06/06/67	6	Penn State	Hialeah, Fla.
34	Turrier, Kevin	FB	6-1	230	06/12/69	3	Alabama	Prattville, Ala.
62	Tylski, Rich	G	6-4	289	02/27/71	R	Utah State	San Diego, Calif.
7	Walker, Jay	QB	6-3	232	01/24/72	R	Howard	Los Angeles, Calif.
39	Washington, Jerrod	RB	6-1	214	03/10/72	R	Virginia	Philadelphia, Pa.
76	Washington, John	DE	6-4	290	02/20/63	9	Oklahoma St.	Houston, Texas
51	White, David	LB	6-2	235	02/27/70	2	Nebraska	New Orleans, La.
40	Witherspoon, Derrick	RB	5-10	197	02/14/71	R	Clemson	Sumter, S.C.
27	Wren, Darryl	CB	6-1	188	01/25/67	4	Pittsburg St. (Kan.)	Tulsa, Okla.
16	Zolak, Scott	QB	6-5	222	12/13/67	4	Maryland	Monongahela, Pa.

COACHING STAFF

HEAD COACH — BILL PARCELLS (2nd Year, 10th Overall)



ASSISTANT COACHES — MAURICE CARTHON - Offensive Assistant, ROMEO CRENNEL - Defensive Line, AL GROH - Defensive Coordinator/Linebackers, FRED HOAGLIN - Offensive Line, CHRIS PALMER - Wide Receivers, JOHNNY PARKER - Strength and Conditioning, RAY PERKINS - Offensive Coordinator, MIKE POPE - Running Backs, DANTE SCARNECCHIA - Special Assistant, MIKE SWEATMAN - Special Teams, BOB TROTT - Defensive Backs, CHARLIE WEIS - Tight Ends.

HOW THE PATRIOTS WERE BUILT

35 DRAFTEES (Round)

1987- Bruce Armstrong (1)

1988- Vincent Brown (2)
Tim Goad (4)1989- Maurice Hurst (4)
Michael Timpson (4)

1990- Ray Agnew (1)

1991- Pat Harlow (1)
Leonard Russell (1)
Scott Zolak (4)
Ben Coates (5)1992- Eugene Chung (1)
Rod Smith (2)
Todd Collins (3)
Kevin Turner (3)
Dion Lambert (4)
Dwayne Sabb (5)
Sam Gash (8)1993- Drew Bledsoe (1)
Chris Slade (2)
Todd Rucci (2)
Vincent Brisby (2)
Corwin Brown (4)
Scott Sisson (5)
Richard Griffith (5)
Troy Brown (8)1994- Willie McGinest (1)
Kevin Lee (2)
Ervin Collier (3a)
Joe Burch (3b)
John Burke (4)
Pat O'Neill (5)
Steve Hawkins (6a)
Max Lane (6b)
Jay Walker (7a)
Marty Moore (7b)

8 WAIVER ACQUISITIONS

1993- Mike Arthur (Cincinnati)
Matt Bahr (Philadelphia)
Harlon Barnett (Cleveland)
Jason Carthen (Buffalo)
Mario Johnson (NY Jets)
Terry Ray (Atlanta)
David White (Buffalo)
Darryl Wren (Buffalo)

1 VIA TRADE

1994- Marion Butts (San Diego)

8 UNRESTRICTED FREE AGENTS

1993- Aaron Jones (Pittsburgh)
Mike Pitts (Philadelphia)
John Washington (Atlanta)1994- Steve DeOssie (NY Jets)
Myron Guyton (NY Giants)
Bob Kratch (NY Giants)
Ricky Reynolds (Tampa Bay)
Blair Thomas (NY Jets)

9 VETERAN FREE AGENTS

1993- David Bavaro
Mike Gisler
Bryan Hooks
Mike Saxon
Doug Skene
Mark Staten1994- Mike Jones
Mike Kerr
Don Reynolds

20 UNDRAFTED FREE AGENTS

1993- Ray Crittenden
Corey Croom
Ronnie Harris
Burnie Legette
Vernon Lewis
Brandon Moore1994- Greg Ballard
Troy Barnett
Bernard Basham
Kirk Botkin
Jean Boyd
Todd Dixon
Bill Durkin
Damacio Green
Mario Henry
Sylvester Stanley
Eric Stephens
Rich Tylski
Jerrod Washington
Derrick Witherspoon

1993 YEAR IN REVIEW



1993 STATISTICAL SUMMARY

Preseason Results

Date	Opponent	Site	Score	W/L	Attendance
8/07	San Diego Chargers	Jack Murphy Stadium	7-13	L	46,286
8/14	Cleveland Browns	Skydome (Toronto)	9-12	L	33,021
8/20	Green Bay Packers	Foxboro Stadium	21-17	W	24,909
8/27	Kansas City Chiefs	Foxboro Stadium	20-27	L	46,501

Regular Season Results

Date	Opponent	Site	Score	W/L	Attendance
9/05	Buffalo Bills	Rich Stadium	14-38	L	79,751
9/01	Detroit Lions	Foxboro Stadium	16-19 ot	L	54,151
9/19	Seattle Seahawks	Foxboro Stadium	14-17	L	50,392
9/26	New York Jets	Giants Stadium	7-45	L	64,836
10/03		OPEN WEEK			
10/10	Phoenix Cardinals	Sun Devil Stadium	23-21	W	36,115
10/17	Houston Oilers	Foxboro Stadium	14-28	L	51,037
10/24	Seattle Seahawks	Kingdome	9-10	L	56,526
10/31	Indianapolis Colts	Hoosier Dome	6- 9	L	46,522
11/07	Buffalo Bills	Foxboro Stadium	10-13 ot	L	54,326
11/14		OPEN WEEK			
11/21	Miami Dolphins	Joe Robbie Stadium	13-17	L	59,982
11/28	New York Jets	Foxboro Stadium	0- 6	L	42,810
12/05	Pittsburgh Steelers	Three Rivers Stadium	14-17	L	51,358
12/12	Cincinnati Bengals	Foxboro Stadium	7- 2	W	29,794
12/19	Cleveland Browns	Cleveland Stadium	20-17	W	48,618
12/26	Indianapolis Colts	Foxboro Stadium	38- 0	W	26,571
1/02	Miami Dolphins	Foxboro Stadium	33-27 ot	W	53,883

TEAM STATISTICS

	Patriots	Opponents
TOTAL FIRST DOWNS	315	269
Rushing	116	97
Passing	169	161
Penalty	30	11
3rd Down: Made/Att	92/237	96/231
3rd Down Pct.	38.8	41.6
4th Down: Made/Att	13/27	5/13
4th Down Pct.	48.1	38.5
POSSESSION AVG.	29:43	30:17
TOTAL NET YARDS	5065	4796
Avg. Per Game	316.6	299.8
Total Plays	1091	1013
Avg. Per Play	4.6	4.7
NET YARDS RUSHING	1780	1951
Avg. Per Game	111.3	121.9
Total Rushes	502	505
NET YARDS PASSING	3285	2845
Avg. Per Game	205.3	177.8
Sacked/Yards Lost	23/127	34/242
Gross Yards	3412	3087
Att./Completions	566/289	474/280
Completion Pct.	51.1	59.1
Had Intercepted	24	13
PUNTS/AVERAGE	76/40.7	90/41.2
NET PUNTING AVG.	76/34.8	90/34.7
PENALTIES/YARDS	64/468	111/803
FUMBLES/BALL LOST	30/10	20/9
TOUCHDOWNS	26	32
Rushing	9	9
Passing	17	20
Returns	0	3

1993 INDIVIDUAL OFFENSIVE STATISTICS

SCORE BY PERIODS	1	2	3	4	OT	TOTAL
PATRIOTS	33	60	54	85	6	238
Opponents	41	103	26	110	6	286

SCORING	TD	Ru	Pa	Rt	PAT	FG	S	PTS
Bahr	L 0	0	0	0	28/29	13/18	0	67
Bahr	T 0	0	0	0	10/10	5/5	0	25
Sisson	0	0	0	0	15/15	14/26	0	57
Coates	8	0	8	0	0/0	0/0	0	48
Russell	7	7	0	0	0/0	0/0	0	42
Brisby	2	0	2	0	0/0	0/0	0	12
Timpson	2	0	2	0	0/0	0/0	0	12
Turner	2	0	2	0	0/0	0/0	0	12
Cook	1	0	1	0	0/0	0/0	0	6
Crittenden	1	0	1	0	0/0	0/0	0	6
Croom	1	1	0	0	0/0	0/0	0	6
Gash	1	1	0	0	0/0	0/0	0	6
McMurtry	1	0	1	0	0/0	0/0	0	6
PATRIOTS	26	9	17	0	25/25	19/31	0	238
Opponents	32	9	20	3	32/32	20/24	1	286

RUSHING	No.	Yds	Avg	Long	TD
Russell	300	1088	3.6	21	7
Turner	50	231	4.6	49	0
Croom	60	198	3.3	22	1
Gash	48	149	3.1	14	1
Bledsoe	32	82	2.6	15	0
Secules	8	33	4.1	13	0
Saxon	2	2	1.0	2	0
Zolak	1	0	0.0	0	0
Crittenden	1	-3	-3.0	-3	0
PATRIOTS	502	1780	3.5	49	9
Opponents	505	1951	3.9	57	9

RECEIVING	No.	Yds	Avg	Long	TD
Coates	53	659	12.4	54t	8
Brisby	45	626	13.9	39	2
Timpson	42	654	15.6	48	2
Turner	39	333	8.5	26	2
Russell	26	245	9.4	69	0
McMurtry	22	241	11.0	20	1
Cook	22	154	7.0	17	1
Crittenden	16	293	18.3	44	1
Gash	14	93	6.6	15	0
Croom	8	92	11.5	21	0
T. Brown	2	22	11.0	14	0
PATRIOTS	289	3412	11.8	82	17
Opponents	280	3087	11.0	56	20

PASSING	Yds/					Sacks/						
	Att	Cmp	Yds	Pct	Att	TD	TD%	Int	Int%	Lg	Yards	Rating
Bledsoe	429	214	2494	49.9	5.81	15	3.5	15	3.5	54t	16/99	65.0
Secules	134	75	918	56.0	6.85	2	1.5	9	6.7	82	7/28	54.3
Zolak	2	0	0	0.0	0.00	0	0.0	0	0.0	0	0/0	39.6
Turner	1	0	0	0.0	0.00	0	0.0	0	0.0	0	0/0	39.6
PATRIOTS	566	289	3412	51.1	6.03	17	3.0	24	4.2	82	23/127	62.1
Opponents	474	280	3087	59.1	6.51	20	4.2	13	2.7	56	34/242	81.1

1993 INDIVIDUAL STATISTICS

INTERCEPTIONS	No	Yds	Avg	Long	TD
Hurst	4	53	13.3	24	0
Wren	3	-7	-2.3	2	0
Barnett	1	40	40.0	40	0
V. Brown	1	24	24.0	24	0
Collins	1	8	8.0	8	0
Thompson	1	4	4.0	4	0
Lambert	1	0	0.0	0	0
Ray	1	0	0.0	0	0
PATRIOTS	13	122	9.4	40	0
Opponents	24	201	8.4	34	1

SACKS: Slade 9.0, Tippett 8.5, A. Jones 3.5, Pitts 3.0, Sabb 2.0, Williams 2.0, Agnew 1.5, V. Brown 1.0, Collins 1.0, Hurst 1.0, Thompson 1.0, Goad 0.5, **TEAM 34.0, OPPONENTS 23.0**

PUNTING	No	Yds	Avg	Net	TB	In	Lg	B
Saxon	73	3096	42.4	34.8	7	25	59	3
PATRIOTS	76	3096	40.7	34.8	7	25	59	3
Opponents	90	3709	41.2	34.7	6	19	58	0

PUNT RETURNS	Ret	FC	Yds	Avg	Long	TD
T. Brown	25	9	224	9.0	19	0
Harris	23	4	201	8.7	21	0
Crittenden	2	1	37	18.5	30	0
Smith	1	0	0	0.0	0	0
PATRIOTS	51	14	462	9.1	30	0
Opponents	34	6	313	9.2	47	1

KICKOFF RETURNS	No	Yds	Avg	Long	TD
Crittenden	23	478	20.8	44	0
T. Brown	15	243	16.2	29	0
Harris	6	90	15.0	19	0
Sabb	2	0	0.0	0	0
Cook	1	8	8.0	8	0
Coates	0	0	—	—	0
PATRIOTS	47	819	17.4	44	0
Opponents	44	921	20.9	42	0

FIELD GOALS		1-19	20-29	30-39	40-49	50+
Sisson		1/1	8/13	3/4	2/6	0/2
Bahr	LG	1/1	5/7	5/5	2/5	0/0
Bahr	TM	1/1	1/1	3/3	0/0	0/0
PATRIOTS		2/2	9/14	6/7	2/6	0/2
Opponents		0/0	12/12	7/7	1/2	0/3

Sisson: () (26G, 21G, 32G, 28N) (54N) () (37N, 29G, 23G, 31G) (42B) (48N, 41N, 36G, 25G, 19G) (40G, 45N, 26G) (28N, 27G) (28G, 26N, 40G) (54N, 28B) () (27N) () () ()

Bahr, NE: () () () () () () () () () () (23G, 34G) (19G) (31G, 37G)

OPPONENTS: (28G) (52N, 22G, 26G, 23G, 38G) (52N, 24G) (53N, 42G) () () (30G) (27G, 38G, 37G) (40N, 27G, 32G) (23G) (33G, 23G) (35G) () (23G) () (29G, 24G)

1993 DEFENSIVE STATISTICS

Press Box Statistics

Name	TT	UT	A	S-Yds	I-Ret	PD	FF	FR
Brown, V.	158	104	54	1.0- 9.0	1-24	6	1	-
Collins	92	57	35	1.0-10.0	1-8	2	1	1
Barnett	77	54	23	--	1-40	6	-	-
Goad	77	52	25	0.5- 4.5	-	1	-	1
Tippett	76	50	26	8.5-43.5	-	2	1	4
Pitts	75	51	24	3.0-23.0	-	-	1	-
Hurst	61	50	11	1.0- 7.0	4-53	11	1	-
Brown, C.	56	33	23	--	-	8	-	1
Washington	50	36	14	--	-	1	-	-
Agnew	45	29	16	1.5-11.5	-	2	-	-
Smith	43	33	10	--	-	2	1	-
Slade	38	25	13	9.0-63.0	-	-	3	1
Thompson	37	30	7	1.0- 9.0	1-4	2	-	-
Wren	35	27	8	--	3(-7)	9	-	-
Sabb	30	21	9	2.0-18.0	-	-	1	-
Williams	29	12	17	2.0-16.0	-	1	-	-
Lambert	28	19	9	--	1-0	2	1	-
Singleton	26	18	8	--	-	-	-	-
White	21	18	3	--	-	1	-	-
Ray	18	8	10	--	1-0	3	-	-
Jones	17	10	7	3.5-17.5	-	-	-	-
Bavaro	1	1	0	--	-	-	-	-
Gannon	1	1	0	--	-	-	-	-
Carthen	1	0	1	--	-	-	-	-
TOTALS	1092	739	353	34.0-232	13-122	59	11	8

Special Teams Tackles (TT, UT, A, FF, FR): Croom, 11, 7, 4; Ray, 9, 7, 2; Lewis, V., 8, 5, 3; Thompson, 7, 7, 0; Coates, 6, 4, 2; Bavaro, 6, 2, 4, 1; Turner, 5, 4, 1; Cook, 5, 3, 2; Lambert, 4, 4, 0; Collins, 3, 3, 0; Harris, 3, 3, 0; Sabb, 3, 3, 0; White, D., 3, 3, 0; Brown, C., 3, 2, 1; Smith, 3, 2, 1; Gannon, 2, 2, 0; Timpson, 2, 2, 0; Wren, 2, 2, 0; Barnett, 2, 1, 1; Gash, 2, 1, 1; Bahr, 1, 1, 0; Sisson, 1, 1, 0; Slade, 1, 0, 1; Totals, 92, 69, 23, 0, 1.

Fumbles-Lost (30-10)

Name	No	Own		
		Lost	Rec	O.B.
Bledsoe	8	4	5	0
Secules	4	0	2	0
Russell	4	3	2	0
Harris	2	0	1	0
Brown, T.	2	1	1	0
Lewis, B.	2	0	0	0
Turner	1	0	2	0
McMurtry	1	0	1	0
Saxon	1	0	1	0
Cook	1	0	0	1
Croom	1	1	0	0
Gash	1	0	0	0
Timpson	1	1	0	0
Armstrong	0	0	1	0
Arthur	0	0	1	0
Bavaro	0	0	1	0
Brisby	1	0	1	0
TOTALS	30	10	19	1

SYMBOL CHART

TT - Total Tackles
 UT - Unassisted Tackles
 A - Assists
 S-Yds. - Sacks/
 Yards Lost
 I-Ret. - Interceptions /
 Return Yards
 PD - Passes Defensed
 FF - Fumbles Forced
 FR - Fumbles Recovered

1993 GAME-BY-GAME TEAM OFFENSE

1993 GAME-BY-GAME TEAM OFFENSE

OPPONENT	FIRST DOWNS				TOTAL OFFENSE			—RUSHING—			—PASSING—					PENALTIES		—PUNTS—					
	T	R	P	PN	YDS	PL	AVG	YDS	ATT	AVG	NET	S	YL	GROSS	ATT	C	PCT	TD	INT	NO	YDS	NO	AVG
9/5 @BUF	15	8	6	1	268	70	3.8	133	37	3.6	135	3	13	148	30	14	.467	2	1	6	30	7	42.6
9/12 DET	21	5	12	4	292	74	3.9	61	23	2.7	231	2	8	239	49	28	.571	1	1	4	30	5	46.0
9/19 SEA	19	5	12	2	274	63	4.3	51	17	3.0	223	2	15	238	44	20	.455	1	2	4	20	6	40.5
9/26 @NYJ	15	4	9	2	211	58	3.6	31	13	2.4	180	3	15	195	42	19	.452	0	2	2	15	6	45.5
10/10 @PHO	25	7	15	3	432	80	5.4	151	41	3.7	281	2	18	299	37	20	.541	2	1	7	64	7	33.7
10/17 HOU	19	4	12	3	315	64	4.9	54	19	2.8	261	5	19	280	40	23	.575	1	3	5	48	3	44.7
10/24 @SEA	16	8	6	2	295	69	4.3	166	36	4.6	129	0	0	129	33	15	.455	0	2	6	60	5	42.8
10/31 @IND	23	9	12	2	363	63	5.8	87	25	3.5	276	1	3	279	37	23	.622	0	2	4	25	3	46.7
11/7 BUF	17	11	6	0	284	73	3.9	187	48	3.9	97	2	15	112	23	10	.435	0	1	4	20	7	43.7
11/21 @MIA	23	4	17	2	349	68	5.1	88	24	3.7	261	2	14	275	42	23	.548	1	1	3	15	3	49.7
11/28 NYJ	14	8	6	0	289	52	5.6	155	34	4.6	134	0	0	134	18	10	.556	0	1	1	5	4	31.8
12/5 @PIT	20	5	12	3	349	72	4.8	53	24	2.2	296	0	0	296	48	18	.375	1	5	3	25	5	45.4
12/12 CIN	16	8	6	2	224	66	3.4	118	44	2.7	106	0	0	106	22	11	.500	1	0	4	38	6	36.0
12/19 @CLE	23	8	11	4	323	75	4.3	120	27	4.4	203	1	7	210	47	19	.404	1	1	3	15	5	39.6
12/26 IND	24	16	8	0	400	69	5.8	257	58	4.4	143	0	0	143	11	9	.818	2	0	3	24	2	35.5
1/2 MIA	25	6	19	0	397	75	5.3	68	32	2.1	329	0	0	329	43	27	.628	4	1	5	34	2	17.0
TOTALS	315	116	169	30	5065	1091	4.6	1780	502	3.5	3285	23	127	3412	566	289	.511	17	24	64	468	76	40.7

1993 GAME-BY-GAME TEAM DEFENSE

1993 GAME-BY-GAME TEAM DEFENSE

OPPONENT	FIRST DOWNS				TOTAL OFFENSE			—RUSHING—			—PASSING—					PENALTIES		—PUNTS—					
	T	R	P	PN	T	PL	AVG	YDS	ATT	AVG	NET	S	YL	GROSS	ATT	C	PCT	TD	INT	NO	YDS	NO	AVG
9/5 @BUF	20	11	9	0	334	65	5.1	177	42	4.2	157	1	10	167	22	13	.591	4	1	5	35	4	37.0
9/12 DET	21	9	11	1	340	72	4.7	186	44	4.2	154	3	21	175	25	16	.640	0	3	7	57	2	34.0
9/19 SEA	23	11	10	2	334	69	4.8	209	43	4.9	125	5	31	156	21	15	.714	1	2	7	49	5	41.0
9/26 @NYJ	21	9	12	0	388	63	6.2	167	41	4.1	221	0	0	221	22	18	.818	1	0	7	48	4	36.0
10/10 @PHO	13	2	10	1	311	48	6.5	124	18	6.9	187	2	9	196	28	14	.500	3	2	9	63	7	44.9
10/17 HOU	15	6	9	0	246	56	4.4	104	25	4.2	142	1	6	148	30	22	.733	2	0	6	61	6	51.0
10/24 @SEA	15	3	12	0	261	70	3.7	67	26	2.6	194	1	9	203	43	22	.512	1	2	8	56	8	44.3
10/31 @IND	14	5	8	1	268	57	4.7	89	29	3.1	179	2	21	200	26	18	.692	0	0	5	39	5	40.8
11/7 BUF	25	6	18	1	432	85	5.1	134	37	3.6	298	2	19	317	46	29	.630	1	0	4	20	5	40.2
11/21 @MIA	15	4	11	0	344	54	6.4	111	24	4.6	233	3	19	252	27	16	.593	2	0	6	50	5	43.6
11/28 NYJ	14	5	9	0	294	66	4.5	120	35	3.4	174	1	8	182	30	15	.500	0	0	5	35	6	43.3
12/5 @PIT	14	7	6	1	217	67	3.2	125	32	3.9	92	3	23	115	32	17	.531	2	0	10	72	11	43.2
12/12 CIN	11	5	5	1	165	63	2.6	102	34	3.0	63	4	26	89	25	9	.360	0	1	9	50	8	42.5
12/19 @CLE	18	4	13	1	377	58	6.5	80	27	3.0	297	0	0	297	31	21	.677	2	2	10	83	4	39.3
12/26 IND	7	1	5	1	136	45	3.0	37	18	2.1	99	2	11	110	25	13	.520	0	0	6	45	6	29.8
1/2 MIA	23	9	13	1	349	75	4.7	119	30	4.0	230	4	29	259	41	22	.537	1	0	7	40	4	34.0
TOTALS	269	97	161	11	4796	1013	4.7	1951	505	3.9	2845	34	242	3087	474	280	.591	20	13	111	803	90	41.2

1993 GAME-BY-GAME STATISTICS

1993 INDIVIDUAL GAME-BY-GAME PASSING

Date	Game	BLEDSOE				SECULES				ZOLAK				TURNER								
		Att	Comp	I	Yds	Lg	TD	S-Yds	Att	Comp	I	Yds	Lg	TD	S-Yds	Att	Comp	I	Yds	Lg	TD	S-Yds
9/05	Buffalo	30	14	1	148	54t	2	3 -13	-	-	-	-	-	-	-	-	-	-	-	-	-	-
9/12	DETROIT	49	28	1	239	38	1	2 -8	-	-	-	-	-	-	-	-	-	-	-	-	-	-
9/19	SEATTLE	44	20	2	238	25	1	2 -15	-	-	-	-	-	-	-	-	-	-	-	-	-	-
9/26	NY Jets	42	19	2	195	44	0	3 -15	-	-	-	-	-	-	-	-	-	-	-	-	-	-
10/10	Phoenix	17	8	0	85	20	1	2 -18	20	12	1	214	82	1	0 0	-	-	-	-	-	-	-
10/17	HOUSTON	-	-	-	inactive	-	-	-	40	23	3	280	39	1	5 -19	-	-	-	-	-	-	-
10/24	Seattle	-	-	-	inactive	-	-	-	30	15	2	129	26	0	0 0	2	0	0	0	0	0	0
10/31	Indianapolis	-	-	-	inactive	-	-	-	37	23	2	279	45	0	1 -3	-	-	-	-	-	-	-
11/07	BUFFALO	16	8	0	96	26	0	1 -9	7	2	1	16	10	0	1 -6	-	-	-	-	-	-	-
11/21	Miami	42	23	1	275	40t	1	2 -14	-	-	-	inactive	-	-	-	-	-	-	-	-	-	-
11/28	NY JETS	18	10	1	134	24	0	0 0	-	-	-	inactive	-	-	-	-	-	-	-	-	-	-
12/05	Pittsburgh	48	18	5	296	48	1	0 0	-	-	-	inactive	-	-	-	-	-	-	-	-	-	-
12/12	CINCINNATI	22	11	0	106	18	1	0 0	-	-	-	inactive	-	-	-	-	-	-	-	-	-	-
12/19	Cleveland	47	19	1	210	24	1	1 -7	-	-	-	-	-	-	-	-	-	-	-	-	-	-
12/26	INDIANAPOLIS	11	9	0	143	30	2	0 0	-	-	-	-	-	-	-	-	-	-	-	-	-	-
1/02	MIAMI	43	27	1	329	42	4	0 0	-	-	-	-	-	-	-	-	-	-	-	-	-	-
1993 Totals		429	214	15	2494	54t	15	16 -99	134	75	9	918	82	2	7 -28	2	0	0	0	0	0	0

1993 GAME-BY-GAME RECEIVING STATISTICS

Game	COATES				BRISBY				TIMPSON				TURNER				RUSSELL			
	Rec	Yds	Avg	Lg	TD	Rec	Yds	Avg	Lg	TD	Rec	Yds	Avg	Lg	TD	Rec	Yds	Avg	Lg	TD
@Buffalo	1	54	54.0	54	1	1	16	16.0	16	0	2	16	8.0	9	0	4	20	5.0	11	0
DETROIT	6	39	6.5	13	0	5	52	10.4	14	1	1	25	25.0	25	0	4	58	14.5	38	0
SEATTLE	4	47	11.8	25	1	3	39	13.0	20	0	1	25	25.0	25	0	1	-2	-2.0	-2	0
@NY Jets	4	6	6.0	6	0	2	15	7.5	9	0	5	60	12.0	23	0	2	0	0.0	69	0
@Phoenix	4	24	6.0	15	2	3	65	21.7	39	0	1	20	20.0	20	0	1	77	77.0	77	0
HOUSTON	3	68	22.7	39	0	3	36	12.0	15	0	5	52	10.4	18	0	1	4	4.0	4	0
@Seattle	3	10	3.3	4	0	2	18	9.0	14	0	5	18	3.6	18	0	3	28	9.3	17	0
@Indianapolis	6	108	18.0	45	0	-	-	-	-	-	3	29	9.7	13	0	2	6	3.0	5	0
BUFFALO	3	22	7.3	12	0	2	86	19.5	22	0	1	26	26.0	26	0	2	18	9.0	10	0
@Miami	3	32	10.7	13	0	6	86	14.3	29	0	5	60	12.0	24	0	-	-	-	-	-
NY JETS	2	20	10.0	17	0	2	43	21.5	23	0	3	58	19.3	24	0	2	6	3.0	10	0
@Pittsburgh	3	33	11.0	16	1	2	43	21.5	31	0	4	97	24.2	48	0	1	4	4.0	4	0
CINCINNATI	3	21	7.0	11	1	2	28	14.0	18	0	3	35	11.7	18	0	-	-	-	-	-
@Cleveland	3	36	12.0	18	0	6	77	12.8	22	0	3	42	14.0	24	0	1	11	11.0	11	0
INDIANAPOLIS	2	44	22.0	28	0	-	-	-	-	-	2	59	29.5	30	0	3	32	10.7	20	0
MIAMI	6	95	15.8	42	2	6	69	11.5	14	1	4	75	18.8	36	1	8	61	7.6	11	0
1993 Totals	53	659	12.4	54	8	45	626	13.9	39	2	42	654	15.6	48	2	39	333	8.5	26	0

Game	McMURTRY				COOK				CRITTENDEN				GASH				CROOM			
	Rec	Yds	Avg	Lg	TD	Rec	Yds	Avg	Lg	TD	Rec	Yds	Avg	Lg	TD	Rec	Yds	Avg	Lg	TD
@Buffalo	3	21	7.0	15	1	2	17	8.5	9	0	-	-	-	-	0	-	-	-	-	-
DETROIT	6	68	11.3	16	0	2	9	4.5	5	0	-	-	-	-	0	-	-	-	-	-
SEATTLE	4	49	12.2	15	0	1	4	4.0	4	0	5	68	13.6	18	0	-	-	-	-	-
@NY Jets	2	28	14.0	20	0	3	32	10.7	17	0	1	44	44.0	44	0	-	-	-	-	-
@Phoenix	2	28	14.0	18	0	3	26	8.7	13	0	-	-	-	-	0	-	-	-	-	-
HOUSTON	3	28	9.3	15	0	2	13	6.5	9	0	1	26	26.0	26	0	1	8	8.0	8	0
@Seattle	2	19	9.5	12	0	2	10	5.0	6	0	-	-	-	-	-	-	-	-	-	-
@Indianapolis	-	-	-	-	-	2	18	9.0	9	0	4	40	10.0	16	0	-	-	-	-	-
BUFFALO	-	-	-	-	-	-	-	-	-	-	-	-	-	-	-	-	-	-	-	-
@Miami	-	-	-	-	-	2	11	5.5	12	0	1	40	40.0	40	1	-	-	-	-	-
NY JETS	-	-	-	-	-	-	-	-	-	-	-	-	-	-	0	-	-	-	-	-
@Pittsburgh	-	-	-	-	-	-	-	-	-	-	3	69	23.0	33	0	-	-	-	-	-
CINCINNATI	-	-	-	-	-	1	6	6.0	6	0	2	14	7.0	8	0	1	33	16.5	7	0
@Cleveland	-	-	-	-	-	1	7	7.0	7	0	-	-	-	-	-	2	16	8.0	10	0
INDIANAPOLIS	-	-	-	-	-	1	1	1.0	1	0	1	7	7.0	7	0	1	14	14.0	14	0
MIAMI	-	-	-	-	-	-	-	-	-	-	-	-	-	-	-	1	14	14.0	14	0
1993 Totals	22	241	11.0	20	1	22	154	7.0	17	1	16	293	18.3	44	1	8	92	11.5	21	0

1993 GAME-BY-GAME RUSHING STATISTICS

Game	RUSSELL				TURNER				CROOM				GASH				BLEDSOE			
	No	Yds	Avg	Lg	TD	No	Yds	Avg	Lg	TD	No	Yds	Avg	Lg	TD	No	Yds	Avg	Lg	TD
@Buffalo	23	81	3.5	9	0	1	2	2.0	2	0						3	16	2.0	6	0
DETROIT	17	40	2.4	9	0	1	11	11.0	11	0					0	3	10	3.3	7	0
SEATTLE	8	21	2.6	3	0	1	3	3.0	3	0					0	1	1	1.1	1	0
@NY Jets	10	29	2.9	8	0	1	4	4.0	4	0					0	1	0	0.0	0	0
@Phoenix	28	116	4.1	21	1	1	6	1.0	1	0					0	1	0	0.0	0	0
HOUSTON	15	42	2.8	11	0	2	58	3.0	5	0					0		inactive	inactive		
@Seattle	21	97	4.6	13	0	12	3	4.8	19	0					0		inactive	inactive		
@Indianapolis	10	39	3.9	15	0	3	9	3.0	4	0					0		inactive	inactive		
BUFFALO	25	95	3.8	16	0	6	23	3.8	16	0					0	5	14	2.8	15	0
@Miami	8	26	3.2	12	0	4	9	2.2	7	0					0	1	12	12.0	12	0
NY JETS	27	147	5.4	18	0	1	4	4.0	4	0					0	5	1	-0.2	2	0
@Pittsburgh	19	54	2.8	8	1		17	3.4	9	0					0	5	2	1.0	1	0
CINCINNATI	29	97	3.3	8	0	5	63	15.8	49	0					0	2	6	2.2	9	0
@Cleveland	14	38	2.7	10	1	4	16	3.2	7	0					0	4	6	1.5	4	0
INDIANAPOLIS	26	138	5.3	20	2	5	3	1.7	3	0					0	1	2	2.0	2	0
MIAMI	20	28	1.4	11	0	3	5	1.7	3	0					0	6	27	4.5	12	0
1993 Totals	300	1088	3.6	21	7	50	231	4.6	49	0					1	32	82	2.6	15	0
Game	SECULES				SAXON				ZOLAK				CRITTENDEN							
	No	Yds	Avg	Lg	TD	No	Yds	Avg	Lg	TD	No	Yds	Avg	Lg	TD	No	Yds	Avg	Lg	TD
@Buffalo																				
DETROIT																				
SEATTLE																				
@NY Jets																				
@Phoenix																				
HOUSTON	2	6	3.0	7	0															
@Seattle	2	11	5.5	8	0															
@Indianapolis	2	0	0.0	0	0															
BUFFALO	2	16	8.0	13	0															
@Miami			inactive																	
NY JETS			inactive			1	0	0.0	0	0										
@Pittsburgh			inactive																	
CINCINNATI			inactive			1	0	0.0	0	0										
@Cleveland			inactive																	
INDIANAPOLIS			inactive			1	2	2.0	0	0										
MIAMI						2	2	1.0	0	0										
1993 Totals	8	33	4.1	13	0	2	2	1.0	0	0						1	-3	-3.0	-3	0

1993 GAME-BY-GAME DEFENSIVE STATISTICS

Game	V. BROWN				COLLINS				BARNETT				GOAD				TIPPETT			
	TT	UT	A	SK	INT	TT	UT	A	SK	INT	TT	UT	A	SK	INT	TT	UT	A	SK	INT
@Buffalo	15	5	8	0.0	0	0	0	1	0.0	0	10	7	3	0.0	0	2	4	0	0.0	0
DETROIT	13	8	4	0.0	0	1	9	3	0.0	0	12	3	3	0.0	0	6	4	1	0.0	0
SEATTLE	16	4	6	0.0	1	0	3	2	0.0	0	5	3	2	0.0	0	3	6	2	0.0	0
@NY Jets	10	10	2	0.0	0	2	4	1	0.0	0	8	4	3	0.0	0	4	1	0	0.0	0
HOUSTON	13	8	2	0.0	0	1	3	4	0.0	0	5	3	5	0.0	0	7	6	2	0.0	0
@Seattle	7	10	3	0.0	1	6	4	1	0.0	1	6	7	1	0.0	0	3	3	1	0.0	0
@Indianapolis	10	9	2	0.0	0	13	9	3	0.0	0	7	5	2	0.0	0	3	2	1	0.0	0
BUFFALO	15	9	2	1.0	0	5	6	1	0.0	0	7	4	1	0.0	0	3	3	1	0.0	0
@Miami	13	6	7	0.0	0	8	3	3	0.0	0	5	1	1	0.0	0	9	7	4	0.0	0
NY JETS	9	7	2	0.0	0	6	8	1	0.0	0	2	1	0	0.0	0	7	6	3	0.0	0
@Pittsburgh	15	10	2	0.0	0	8	6	3	0.0	0	1	1	0	0.0	0	6	3	0	0.0	0
CINCINNATI	10	7	3	0.0	0	7	4	2	0.0	0	inactive	inactive	1	0.0	0	8	5	1	0.0	0
@Cleveland	11	7	4	0.0	0	6	4	3	0.0	0	inactive	inactive	0	0.0	0	5	3	0	0.0	0
INDIANAPOLIS	7	4	3	0.0	0	12	8	4	0.0	0	1	1	2	0.0	0	7	5	1	0.0	0
MIAMI	158	104	54	1.0	1	92	57	35	1.0	1	77	54	23	0.0	0	77	52	25	0.5	0
1993 Totals																				
Game	PITTS				HURST				C. BROWN				WASHINGTON				AGNEW			
	TT	UT	A	SK	INT	TT	UT	A	SK	INT	TT	UT	A	SK	INT	TT	UT	A	SK	INT
@Buffalo	3	1	5	0.0	0	1	1	1	0.0	0	3	1	0	0.0	0	6	5	2	1.0	0
DETROIT	6	1	6	0.0	0	0	3	2	0.0	0	1	1	0	0.0	0	5	3	2	0.0	0
SEATTLE	12	6	2	0.0	0	0	4	2	0.0	0	3	3	1	0.0	0	4	2	0	0.0	0
@NY Jets	4	3	2	0.0	0	3	3	2	0.0	0	3	2	3	0.0	0	2	2	0	0.0	0
@Phoenix	7	2	2	0.0	1	6	4	2	0.0	0	5	3	4	0.0	0	3	3	1	0.0	0
HOUSTON	2	6	1	0.0	0	2	2	0	0.0	0	3	2	0	0.0	0	1	2	0	0.0	0
@Seattle	6	4	2	0.0	0	6	2	6	0.0	0	2	0	4	0.0	0	3	3	1	0.0	0
@Indianapolis	5	4	1	0.0	0	1	2	4	0.0	0	8	7	1	0.0	0	1	0	3	0.0	0
BUFFALO	5	4	1	0.0	0	7	4	3	0.0	0	3	3	2	0.0	0	6	1	2	0.0	0
@Miami	2	6	1	0.0	0	0	3	1	0.0	0	8	0	3	0.0	0	3	4	1	0.0	0
NY JETS	5	4	2	0.0	0	0	5	1	0.0	0	3	2	2	0.0	0	1	3	0	0.0	0
@Pittsburgh	6	5	1	0.0	0	0	3	2	0.0	0	2	2	1	0.0	0	2	0	0	0.0	0
CINCINNATI	5	5	2	0.0	0	4	3	1	0.0	0	2	2	3	0.0	0	1	3	0	0.0	0
@Cleveland	3	3	1	0.0	0	5	2	2	0.0	0	2	4	1	0.0	0	3	1	1	0.0	0
INDIANAPOLIS	4	3	1	0.0	0	8	6	2	0.0	0	2	2	1	0.0	0	4	2	0	0.0	0
MIAMI	75	51	24	3.0	0	61	50	11	1.0	4	56	35	21	0.0	0	45	29	16	1.5	0
1993 Totals																				

1993 GAME-BY-GAME DEFENSIVE STATISTICS

Game	SMITH				SLADE				THOMPSON				WREN				SABB			
	TT	UT	A	SK	INT	TT	UT	A	SK	INT	TT	UT	A	SK	INT	TT	UT	A	SK	INT
@Buffalo	4	4	0	0.0	0	6	6	6	0.0	1	3	3	0	0.0	2	2	1	inactive	0.0	0
DETROIT	1	1	0	0.0	0	4	7	2	0.0	0	3	3	2	0.0	0	3	1	inactive	0.0	0
SEATTLE	1	1	0	0.0	0	6	5	0	1.0	0	5	4	1	0.0	0	5	1	inactive	0.0	0
@NY Jets	1	1	0	0.0	0	1	6	1	0.0	0	1	1	0	0.0	0	1	1	inactive	0.0	0
@Phoenix	5	5	0	0.0	0	3	1	0	0.0	0	5	4	1	0.0	0	5	1	inactive	0.0	0
HOUSTON	2	1	0	0.0	0	1	3	3	0.0	0	5	4	1	0.0	0	5	1	inactive	0.0	0
@Seattle	1	1	0	0.0	0	1	1	1	0.0	0	5	4	1	0.0	0	5	1	inactive	0.0	0
@Indianapolis	2	0	2	0.0	0	1	1	0	0.0	0	5	4	1	0.0	0	5	1	inactive	0.0	0
BUFFALO	2	3	0	0.0	0	1	1	0	0.0	0	5	4	1	0.0	0	5	1	inactive	0.0	0
@Miami	3	6	0	0.0	0	1	1	1	0.0	0	5	4	1	0.0	0	5	1	inactive	0.0	0
NY JETS	3	6	0	0.0	0	1	1	1	0.0	0	5	4	1	0.0	0	5	1	inactive	0.0	0
@Pittsburgh	6	4	2	0.0	0	1	0	1	0.0	0	1	0	1	0.0	0	1	0	inactive	0.0	0
CINCINNATI	6	4	2	0.0	0	1	0	1	0.0	0	1	0	1	0.0	0	1	0	inactive	0.0	0
@Cleveland	5	3	1	0.0	0	1	1	1	0.0	0	1	0	1	0.0	0	1	0	inactive	0.0	0
INDIANAPOLIS	5	3	2	0.0	0	1	1	0	0.0	0	1	0	1	0.0	0	1	0	inactive	0.0	0
MIAMI	4	3	2	0.0	0	1	1	0	0.0	0	1	0	1	0.0	0	1	0	inactive	0.0	0
1993 Totals	43	34	9	0.0	0	37	25	13	9.0	1	35	27	8	0.0	3	30	21	9	2.0	0
Game	WILLIAMS				LAMBERT				RAY				A. JONES				BAVARO			
	TT	UT	A	SK	INT	TT	UT	A	SK	INT	TT	UT	A	SK	INT	TT	UT	A	SK	INT
@Buffalo	5	3	2	0.0	0	1	1	inactive	0.0	0	2	2	1	1	0.0	0	1	1	0.0	0
DETROIT	3	0	3	0.0	0	1	1	inactive	0.0	0	2	0	2	0.0	0	0	0	0.0	0.0	0
SEATTLE	1	1	inactive	0.0	0	3	1	1	0.0	0	2	1	1	0.0	0	0	0	0.0	0.0	0
@NY Jets	1	1	inactive	0.0	0	1	1	inactive	0.0	0	6	4	2	1.0	0	0	0	0.0	0.0	0
@Phoenix	1	1	inactive	0.0	0	1	1	inactive	0.0	0	1	1	inactive	0.0	0	0	0	0.0	0.0	0
HOUSTON	1	0	0	0.0	0	1	1	inactive	0.0	0	1	1	inactive	0.0	0	0	0	0.0	0.0	0
@Seattle	1	0	1	0.5	0	6	4	2	0.0	0	6	4	2	1.0	0	0	0	0.0	0.0	0
BUFFALO	3	2	1	0.5	0	1	1	inactive	0.0	0	1	1	inactive	0.0	0	0	0	0.0	0.0	0
@Indianapolis	2	1	2	0.0	0	1	1	inactive	0.0	0	2	2	0	2.0	0	0	0	0.0	0.0	0
NY JETS	1	0	0	0.0	0	1	1	inactive	0.0	0	2	2	0	0.0	0	0	0	0.0	0.0	0
@Pittsburgh	2	1	2	0.0	0	3	3	1	0.0	1	2	2	0	2.0	0	1	1	0	0.0	0
CINCINNATI	2	2	1	0.0	0	1	0	1	0.0	0	2	1	1	0.5	0	1	1	0	0.0	0
@Cleveland	4	2	2	0.5	0	11	5	6	0.0	0	17	10	7	3.5	0	1	1	0	0.0	0
INDIANAPOLIS	4	2	2	0.0	0	18	8	10	0.0	1	17	10	7	3.5	0	1	1	0	0.0	0
MIAMI	2	2	2	0.0	0	1	1	1	0.0	0	1	1	1	0.5	0	1	1	0	0.0	0
1993 Totals	29	12	17	2.0	0	28	19	9	0.0	1	29	12	17	3.5	0	29	12	17	0.0	0

1993 GAME-BY-GAME DEFENSIVE STATISTICS

Game	CARTHEN				JOHNSON				D. WHITE						
	TT	UT	A	SK	INT	TT	UT	A	SK	INT	TT	UT	A	SK	INT
@Buffalo	-	-	inactive	-	-	-	-	-	-	-	-	-	inactive	-	-
DETROIT	-	-	-	-	-	-	-	-	-	-	-	-	inactive	-	-
SEATTLE	1	0	1	0.0	0	-	-	signed 9/23/93	-	-	-	-	inactive	-	-
@NY Jets	-	-	inactive	-	-	-	-	-	-	-	-	-	practice squad	-	-
@Phoenix	-	-	inactive	-	-	-	-	inactive	-	-	-	-	practice squad	-	-
HOUSTON	-	-	inactive	-	-	-	-	inactive	-	-	-	-	practice squad	-	-
@Seattle	-	-	inactive	-	-	-	-	-	-	-	-	-	practice squad	-	-
@Indianapolis	-	-	inactive	-	-	-	-	-	-	-	-	-	practice squad	-	-
BUFFALO	-	-	-	-	-	-	-	-	-	-	-	-	-	-	-
@Miami	-	-	-	-	-	-	-	-	-	-	-	-	-	-	-
NY JETS	-	-	inactive	-	-	-	-	-	-	-	-	-	-	-	-
@Pittsburgh	-	-	placed on IR 12/3	-	-	-	-	-	-	-	-	-	-	-	-
CINCINNATI	-	-	-	-	-	-	-	inactive	-	-	-	-	-	-	-
@Cleveland	-	-	-	-	-	-	-	inactive	-	-	-	-	-	-	-
INDIANAPOLIS	-	-	-	-	-	-	-	inactive	-	-	-	-	-	-	-
MIAMI	-	-	-	-	-	-	-	-	-	-	-	-	-	-	-
1993 Totals	1	0	1	0	0	0	0	0	0	0	0	0	0	0	0

Game	SINGLETON					A. WHITE					GANNON				
	TT	UT	A	SK	INT	TT	UT	A	SK	INT	TT	UT	A	SK	INT
@Buffalo	7	5	2	0.0	0	3	3	0	0.0	0	-	-	-	-	-
DETROIT	9	8	1	0.0	0	5	5	0	0.0	0	-	-	-	-	-
SEATTLE	8	4	4	0.0	0	10	8	2	0.0	0	-	-	-	-	-
@NY Jets	2	1	1	0.0	0	3	2	1	0.0	0	1	1	0	0.0	0
@Phoenix	-	-	-	-	-	-	-	inactive	-	-	-	inactive	inactive	-	-
HOUSTON	-	-	-	-	-	-	-	inactive	-	-	-	inactive	inactive	-	-
@Seattle	-	-	-	-	-	-	-	injured reserve	-	-	-	inactive	inactive	-	-
@Indianapolis	-	-	-	-	-	-	-	injured reserve	-	-	-	inactive	inactive	-	-
BUFFALO	-	-	-	-	-	-	-	released 11/10/93	-	-	-	inactive	released 11/26/93	-	-
@Miami	-	-	-	-	-	-	-	-	-	-	-	-	-	-	-
NY JETS	-	-	-	-	-	-	-	-	-	-	-	-	-	-	-

1993 OFFENSIVE STARTERS

1993 OFFENSIVE STARTERS BY GAME

Date	Opponent	WR	LT	LG	C	RG	RT	TE	WR	QB	RB	FB
9-05	at Buffalo	Brisby	Armstrong	Chung	Lewis	Rucci	Harlow	Cook	McMurtry	Bledsoe	Russell	Gash
9-12	Detroit	Brisby	Armstrong	Chung	Lewis	Baldinger	Harlow	Cook	McMurtry	Bledsoe	Russell	Coates (TE)
9-19	Seattle	Coates (TE)	Armstrong	Chung	Arthur	Baldinger	Harlow	Cook	McMurtry	Bledsoe	Russell	Gash
9-26	at N.Y. Jets	Brisby	Armstrong	Chung	Arthur	Baldinger	Harlow	Cook	McMurtry	Bledsoe	Russell	Gash
10-03	Open											
10-10	at Phoenix	Brisby	Armstrong	Chung	Arthur	Baldinger	Harlow	Cook	McMurtry	Bledsoe	Russell	Gash
10-17	Houston	Brisby	Armstrong	Chung	Arthur	Baldinger	Harlow	Cook	McMurtry	Secules	Russell	Turner
10-24	at Seattle	Coates (TE)	Armstrong	Chung	Arthur	Baldinger	Harlow	Cook	McMurtry	Secules	Russell	Turner
10-31	at Indianapolis	Brisby	Armstrong	Chung	Arthur	Baldinger	Harlow	Cook	McMurtry	Secules	Russell	Turner
11-07	Buffalo	Crittenden	Armstrong	Chung	Lewis	Baldinger	Harlow	Cook	Timpson	Secules	Russell	Turner
11-14	Open											
11-21	at Miami	Brisby	Armstrong	Chung	Lewis	Baldinger	Harlow	Cook	Timpson	Bledsoe	Russell	Coates (TE)
11-28	N.Y. Jets	Brisby	Armstrong	Chung	Lewis	Baldinger	Harlow	Coates	Timpson	Bledsoe	Croom	Crittenden (WR)
12-05	at Pittsburgh	Brisby	Armstrong	Chung	Arthur	Baldinger	Harlow	Coates	Timpson	Bledsoe	Russell (HB)	Turner
12-12	Cincinnati	Coates (TE)	Armstrong	Chung	Arthur	Baldinger	Harlow	Cook	Timpson	Bledsoe	Russell	Turner
12-19	at Cleveland	Brisby	Armstrong	Chung	Arthur	Baldinger	Harlow	Cook	Coates	Bledsoe	Russell	Turner
12-26	Indianapolis	Brisby	Armstrong	Chung	Arthur	Baldinger	Harlow	Coates	Timpson	Bledsoe	Russell	Turner
1-02	Miami	Brisby	Armstrong	Chung	Arthur	Baldinger	Harlow	Coates	Timpson	Bledsoe	Russell	Turner

1993 DEFENSIVE STARTERS

1993 DEFENSIVE STARTERS BY GAME

Date	Opponent	LE	NT	RE	LOLB	LILB	RILB	ROLB	LCB	RCB	SS	FS
9-05	at Buffalo	Agnew	Smith(DB)	B. Williams	Tippett	Brown	Singleton	Jones	Thompson	Hurst	White	Barnett
9-12	Detroit	Pitts	Goad	B. Williams	Tippett	Brown	Singleton	Slade	Thompson	Hurst	White	Barnett
9-17	Seattle	Pitts	Goad	Washington	Tippett	Brown	Singleton	Slade	Thompson	Hurst	White	Barnett
9-26	at N.Y. Jets	Pitts	Goad	Washington	Tippett	Brown	Singleton	Slade	Thompson	Hurst	White	Barnett
10-03	Open											
10-10	at Phoenix	Pitts	Goad	Washington	Tippett	V.Brown	Collins	Slade	Wren	Hurst	C.Brown	Barnett
10-17	Houston	Pitts	Goad	Smith (DB)	Tippett (LLB)	V.Brown(MLB)	Collins (RLB)	Thompson(DB)	Wren	Hurst	C.Brown	Barnett
10-24	at Seattle	Pitts	Goad	Washington	Tippett	V.Brown	Collins	Slade	Wren	Hurst	C.Brown	Barnett
10-31	at Indianapolis	Pitts	Goad	Washington	Tippett	V.Brown	Collins	Thompson(DB)	Wren	Hurst	C.Brown	Barnett
11-07	Buffalo	Pitts	Goad	Washington	Tippett(LLB)	V.Brown(MLB)	Collins(RLB)	Lambert(DB)	Wren	Hurst	C.Brown	Barnett
11-14	Open											
11-21	at Miami	Pitts	Goad	Washington	Tippett	V.Brown	Collins	Sabb	Smith	Hurst	C.Brown	Barnett
11-28	N.Y. Jets	Pitts	Goad	Washington	Tippett	V.Brown	Collins	Sabb	Smith	Hurst	C.Brown	Barnett
12-05	at Pittsburgh	Pitts	Goad	Washington	Tippett	V.Brown	Collins	Sabb	Smith	Hurst	C.Brown	Barnett
12-12	Cincinnati	Pitts	Goad	Washington	Tippett	V.Brown	Collins	Sabb	Smith	Hurst	C.Brown	Lambert
12-19	at Cleveland	Pitts	Goad	Washington	Tippett	V.Brown	Collins	Sabb	Smith	Hurst	C.Brown	Lambert
12-26	Indianapolis	Pitts	Goad	Washington	Tippett	V.Brown	Collins	Sabb	Smith	Hurst	C.Brown	Lambert
1-02	at Miami	Pitts	Goad	Washington	Tippett	V.Brown	Collins	Sabb	Smith	Hurst	C.Brown	Ray

1993 PLAYER PARTICIPATION CHART

	GP/GS	at Buffalo	Detroit	Seattle	at NY Jets	at Phoenix	Houston	at Seattle	at Indy	Buffalo	at Miami	NY Jets	at Pittsburgh	Cincinnati	at Cleveland	Indianapolis	Miami
Agnew	16/1	LE	sub	sub	sub	sub	sub	sub	sub	sub	sub	sub	sub	sub	sub	sub	sub
Armstrong	16/16	LT	LT	LT	LT	LT	LT	LT	LT	LT	LT	LT	LT	LT	LT	LT	LT
Arthur	13/11	ina	sub	C	C	C	C	C	C	dnp	dnp	sub	C	C	C	C	C
Bahr	3/0												signed 12/15		sub	sub	sub
Baldinger	15/15	—	RG	RG	RG	RG	RG	RG	RG	RG	RG	RG	RG	RG	RG	RG	RG
Barnett	14/12	FS	FS	FS	FS	FS	FS	FS	FS	FS	FS	FS	FS	ina	sub	ina	sub
Bavaro	12/0	signed 9/29			sub	sub	sub	sub	sub	sub	sub	sub	sub	sub	sub	sub	
Bledsoe	13/12	QB	QB	QB	QB	QB	ina	ina	ina	sub	QB	QB	QB	QB	QB	QB	QB
Brisby	16/12	WR	WR	sub	WR	WR	WR	WR	sub	sub	WR	WR	WR	sub	WR	WR	WR
C. Brown	15/12	sub	sub	sub	ina	SS	SS	SS	SS	SS	SS	SS	SS	SS	SS	SS	SS
T. Brown	12/0	sub	sub	sub	sub	sub	sub	sub	sub	sub	sub	sub	sub	ina	ina	ina	ir
V. Brown	16/16	LB	LB	LB	LB	LB	LB	LB	LB	LB	LB	LB	LB	LB	LB	LB	LB
Carthen	5/0	ina	sub	sub	sub	ina	ina	ina	ina	sub	sub	ina	ir	ir	ir	ir	ir
Chung	16/16	LG	LG	LG	LG	LG	LG	LG	LG	LG	LG	LG	LG	LG	LG	LG	LG
Coates	16/10	sub	TE	TE	sub	sub	sub	TE	sub	sub	TE	TE	TE	TE	WR	TE	TE
Collins	16/12	sub	sub	sub	sub	LB	LB	LB	LB	LB	LB	LB	LB	LB	LB	LB	LB
Cook	16/12	TE	TE	TE	TE	TE	TE	TE	TE	TE	TE	sub	sub	TE	TE	sub	sub
Crittenden	16/2	sub	sub	sub	sub	sub	sub	sub	sub	WR	sub	WR	sub	sub	sub	sub	sub
Croom	14/1	ps	ps	sub	sub	sub	sub	sub	sub	sub	sub	RB	sub	sub	sub	sub	sub
Gannon	4/0	sub	sub	sub	sub	ina	ina	ina	ina	ina	ina	waived 11/27					
Gash	15/4	FB	sub	FB	FB	FB	ina	sub	sub	sub	sub	sub	sub	sub	sub	sub	sub
Gisler	12/0	dnp	ina	sub	sub	sub	sub	sub	sub	sub	sub	ina	dnp	sub	sub	sub	sub
Goad	16/15	sub	NT	NT	NT	NT	DL	NT	NT	NT	NT	NT	NT	NT	NT	NT	NT
Gordon	0/0	dnp	—	ps	ps	ps	ps	ps	waived 10/27								
Griffith	3/0	ina	sub	sub	ina	ina	ina	ina	ina	ina	ina	ina	ina	sub	ina	ina	ina
Harlow	16/16	RT	RT	RT	RT	RT	RT	RT	RT	RT	RT	RT	RT	RT	RT	RT	RT
Harris	5/0	ps	ps	ps	ps	ps	ps	ps	ps	ps	ps	ps	sub	sub	sub	sub	sub
Henderson	1/0	sub	ina	ina	ina				waived 10/11/93								
Hooks	0/0													activated 1/1/94		ina	
Hurst	16/16	CB	CB	CB	CB	CB	CB	CB	CB	CB	CB	CB	CB	CB	CB	CB	CB
Johnson	6/0	—	—	—	sub	sub	dnp	ina	sub	sub	sub	dnp	sub	ina	ina	ina	ina
A. Jones	11/1	LB	sub	sub	sub	sub	sub	sub	ina	ina	ina	ina	ina	sub	sub	sub	sub
T. Jones	4/0	ina	ina	dnp	dnp	dnp	sub	sub	ina	ina	ina	sub	sub	waived 12/10			
Lambert	14/4	sub	ina	sub	sub	ina	sub	sub	sub	DB	sub	sub	sub	FS	FS	FS	sub
Legette	7/0	ps	ps	ps	ps	ps	sub	ina	ina	sub	sub	sub	ina	ina	sub	sub	sub
B. Lewis	7/5	C	C	ina	ina	ina	ina	ina	dnp	C	C	C	ina	dnp	sub	sub	dnp
V. Lewis	10/0	ina	ina	ina	ina	ina	sub	sub	sub	ina	sub	sub	sub	sub	sub	sub	sub
Lockwood	2/0	sub	sub	ina	waived 9/23												
McMurtry	14/8	WR	WR	WR	WR	WR	WR	WR	WR	dnp	sub	sub	ina	sub	sub	sub	sub
Moore	16/0	sub	sub	sub	sub	sub	sub	sub	sub	sub	sub	sub	sub	sub	sub	sub	sub
Pitts	16/15	sub	LE	LE	LE	LE	LE	LE	LE	LE	LE	LE	LE	LE	LE	LE	LE
Ray	15/1	ina	sub	sub	sub	sub	sub	sub	sub	sub	sub	sub	sub	sub	sub	sub	FS
Rucci	2/1	RG	sub	ir	ir	ir	ir	ir	ir	ir	ir	ir	ir	ir	ir	ir	ir
Russell	16/15	RB	RB	RB	RB	RB	RB	RB	RB	RB	RB	sub	HB	RB	HB	RB	RB
Sabb	14/7	sub	ina	ina	sub	sub	sub	sub	sub	sub	LB	LB	LB	LB	LB	LB	LB
Saxon	16/0	sub	sub	sub	sub	sub	sub	sub	sub	sub	sub	sub	sub	sub	sub	sub	sub
Secules	12/4	sub	sub	sub	sub	sub	QB	QB	QB	QB	ina	ina	ina	ina	sub	sub	sub
Skene	0/0						signed 11/3			ina	ina	ina	ina	ina	ina	ina	ina
Singleton	8/4	LB	LB	LB	LB	sub	sub	sub	sub	waived 11/3							
Sisson	13/0	sub	sub	sub	sub	sub	sub	sub	sub	sub	sub	sub	sub	sub	ina	ina	ina
Slade	16/5	sub	LB	LB	LB	LB	sub	LB	sub	sub	sub	sub	sub	sub	sub	sub	sub
Smith	16/9	DB	sub	sub	sub	sub	DB	sub	sub	sub	CB	CB	CB	CB	CB	CB	CB
Staten	0/0	—	—	—	—	—	—	—	ina	ina	ina	ina	ina	ina	ina	ina	ina
Thompson	15/6	CB	CB	CB	CB	sub	DB	sub	LB	sub	sub	sub	sub	sub	sub	sub	ina
Timpson	16/7	sub	sub	sub	sub	sub	sub	sub	sub	WR	WR	WR	WR	WR	sub	WR	WR
Tippett	16/16	LB	LB	LB	LB	LB	LB	LB	LB	LB	LB	LB	LB	LB	LB	LB	LB
Turner	16/9	sub	sub	sub	sub	sub	FB	FB	FB	FB	sub	sub	FB	RB	FB	RB	RB
Washington	16/13	sub	sub	RE	RE	RE	sub	RE	RE	RE	RE	RE	RE	RE	RE	RE	RE
A. White	5/4	SS	SS	SS	SS	sub	ina	ina	ir	waived 11/10							
D. White	6/0	ina	ina	ina	ina	ps	ps	ps	ps	ps	ps	sub	sub	sub	sub	sub	sub
Williams	13/2	RE	RE	ina	ina	sub	ina	sub	sub	sub	sub	sub	sub	sub	sub	sub	sub
Wren	12/5	sub	sub	sub	sub	CB	CB	CB	CB	CB	ina	ina	dnp	sub	ina	sub	sub
Zolak	3/0	ina	ina	ina	ina	ina	dnp	sub	dnp	ina	dnp	sub	dnp	dnp	ina	sub	ina

LAST TIME IT HAPPENED

Overtime Game:

Patriots 33, Miami 27 at Foxboro on Jan. 2, 1994

Shutout:

By Patriots: Patriots 38, Indianapolis 0 at Foxboro on Dec. 26, 1993

By Opponent: New York Jets 6, Patriots 0 at Foxboro on Nov. 28, 1993

Kickoff Return For Touchdown:

By Patriots: Jon Vaughn, at Cincinnati, Dec. 20, 1992 (100 yards)

By Opponent: Joe Washington, vs. Baltimore, Sept. 18, 1978 (90 yards)

Punt Return For Touchdown:

By Patriots: Irving Fryar, vs. Atlanta, Nov. 2, 1986 (59 yards)

By Opponent: Russell Copeland, at Buffalo, Sept. 5, 1993 (47 yards)

Interception Return For Touchdown:

By Patriots: David Pool (41 yards) and Chris Singleton (82 yards)
at Indianapolis, Nov. 15, 1992

By Opponent: Steve Jackson, vs. Houston, Oct. 17, 1993 (22 yards)

Fumble Return For Touchdown:

By Patriots: Tim Goad, at Kansas City, Dec. 13, 1992 (19 yards)

By Opponent: Willie Clay, vs. Detroit, Sept. 12, 1993 (15 yards)

Opponent's Fumble Recovered In End Zone For Touchdown:

By Patriots: Johnny Rembert, vs. Indianapolis, Sept. 7, 1986

By Opponent: Lyle Alzado, vs. L.A. Raiders, Sept. 29, 1985

Blocked Punt:

By Patriots: Maurice Hurst, at Pittsburgh, Dec. 9, 1990

By Opponent: Darrell Malone, vs. Miami, Jan. 2, 1994

Blocked Punt Returned/Recovered For Touchdown:

By Patriots: Willie Scott, vs. Indianapolis, Nov. 22, 1987 (3 yards)

By Opponent: Mark Higgs, at Miami, Oct. 18, 1990 (19 yards)

Blocked Field Goal Attempt:

By Patriots: Darryl Holmes, at San Francisco, Oct. 22, 1989

By Opponent: Bill Pickel, vs. N.Y. Jets, Nov. 28, 1993

Fake Field Goal Attempt:

By Patriots: at Seattle, Nov. 17, 1985 (Franklin 5-yard loss on rush)

By Opponent: at Cincinnati, Dec. 20, 1992 (Breech 12-yard pass to Pickens, no TD)

Blocked PAT:

By Patriots: Garin Veris, at Buffalo, Nov. 3, 1991 (Scott Norwood att.)

By Opponent: Jeff Wright, vs. Buffalo, Nov. 24, 1991 (Charlie Baumann att.)

PAT Missed:

By Patriots: Charlie Baumann, at K.C., Dec. 13, 1992 (Dropped Snap)

By Opponent: Norm Johnson, vs. Seattle, Oct. 7, 1990 (Wide Right)

100-Yard Rushing Game:

By Patriots: Leonard Russell, vs. Indianapolis, Dec. 26, 1993 (26-138-2)

By Opponent: Mark Higgs, at Miami, Nov. 21, 1993 (19-108-0)

200 yard Rushing game:

By Patriots: Tony Collins, vs. New York Jets, Sept. 18, 1983

By Opponent: Greg Bell, vs. LA Rams, Dec. 24, 1989

100-Yard Receiving Game:

By Patriots: Ben Coates, at Indianapolis, Oct. 31, 1993 (6-108-0)

By Opponent: Andre Reed, at Buffalo, Sept. 5, 1993 (6-110-3)

300-Yard Passing Game:

By Patriots: Drew Bledsoe, vs. Miami, Jan. 2, 1994 (27-43-329-4td)

By Opponent: Jim Kelly, vs. Buffalo, Nov. 7, 1993 (29-46-317-1)

(Last Time It Happened - Continued Next Page)

LAST TIME IT HAPPENED (cont.)**4-Touchdown Passing Game:**

By Patriots: Drew Bledsoe, vs. Miami, Jan. 2, 1994

By Opponent: Jim Kelly, at Buffalo, Sept. 5, 1993

4 Field Goals In A Game:

By Patriots: Jason Staurovsky, vs. Indianapolis, Dec. 3, 1989 (5 FGs)

Jason Staurovsky, vs. Buffalo, Nov. 19, 1989 (4 FGs)

By Opponent: Jason Hanson, vs. Detroit, Sept. 12, 1993

At least THREE quarterback sacks:

By Patriots: Chris Slade, vs. Seattle, Sept. 9, 1993 (3.0)

By Opponent: Duane Bickett, at Indianapolis, Dec. 7, 1992 (3.5)

At least TWO interceptions:

By Patriots: Darryl Wren, vs. Detroit, Sept. 12, 1993

By Opponent: Deion Sanders, at Atlanta, Nov. 29, 1992

At least 500 total yards:

By Patriots: 506, vs. Seattle, Sept. 21, 1986 (120 Rush - 386 Pass)

By Opponent: 514, at Philadelphia, Nov. 4, 1990 (304 Rush - 204 Pass)

At least 400 total yards:

By Patriots: 400, vs. Indianapolis, Dec. 26, 1993 (257R - 143P)

By Opponent: 417, at Indianapolis, Nov. 15, 1992 (67R - 330P)

At least 300 yards rushing:

By Patriots: 328, vs. NY Jets, Sept. 18, 1983

By Opponents: 304, at Philadelphia, Nov. 4, 1990

At least 200 yards rushing:

By Patriots: 257, vs. Indianapolis, Dec. 26, 1993

By Opponents: 209, vs. Seattle, Dec. 19, 1993

At least 400 net yards passing:

By Patriots: 405, vs. Oakland, Oct. 16, 1964

By Opponent: 448, vs. Houston, Oct. 13, 1961

At least 300 net yards passing:

By Patriots: 329, vs. Miami, Jan. 2, 1994

By Opponent: 317, vs. Buffalo, Nov. 7, 1993

LAST TIME IT HAPPENED – PLAYOFFS**100-Yard Rushing Game:**

By Patriots: Craig James at Miami, Jan. 12, 1986 (22-105-0)

By Opponent: Sammy Winder, at Denver, Jan. 4, 1987 (9-102-0)

100-Yard Receiving Game:

By Patriots: Stanley Morgan at Denver, Jan. 4, 1987 (3-100-2)

By Opponent: Willie Gault, Chicago, Jan. 26, 1986 in Super Bowl XX (4-129-0)

300-Yard Passing Game:

By Patriots: Babe Parilli at Buffalo, Dec. 28, 1963 (300 yards)

By Opponent: None

4 Field Goals in a Game:

By Patriots: Tony Franklin at N.Y. Jets, Dec. 28, 1985

By Opponent: None

Fumble Return for Touchdown:

By Patriots: Johnny Rembert at N.Y. Jets, Dec. 28, 1985 (15 yards)

By Opponent: None

Fumble Recovered in End Zone for a Touchdown:

By Patriots: Jim Bowman at L.A. Raiders, Jan. 5, 1986

By Opponent: None

1993 PATRIOTS PLAYER MOVEMENTS

Arnold Ale (LB)

4/30 Signed as a rookie free agent.
8/25 Waived from active roster.

Bruce Armstrong (T)

7/16 Placed on the active physically
unable to perform list.
7/27 Activated from physically
unable to perform list.

Chris Armstrong (WR)

3/26 Signed as a free agent.
8/16 Waived from active roster.

Mike Arthur (C)

9/1 Claimed off waivers from
Cincinnati.

Matt Bahr (K)

12/14 Claimed off waivers from the
Philadelphia Eagles.

Rich Baldinger (G)

9/8 Signed as a free agent.

Keith Ballard (OL)

4/30 Signed as a rookie free agent.
7/17 Released from active roster.

Harlon Barnett (DB)

8/31 Claimed from waivers from
Cleveland.

Charlie Baumann (K)

9/16 Re-signed
8/23 Waived from active roster.

David Bavaro (LB)

9/29 Signed to active roster.

Drew Bledsoe (QB)

7/6 Signed.

Tunji Bolden (LB)

4/30 Signed as a rookie free agent.
7/19 Released from active roster.

Matt Bomba (DL)

4/30 Signed as a rookie free agent.
8/23 Waived from active roster.

Scott Bowles (OL)

2/10 Released.

Vincent Brisby (WR)

7/30 Signed.

Corwin Brown (S)

7/16 Signed.

Roger Brown (S)

8/16 Waived from active roster.

Troy Brown (WR/KR)

7/16 Signed.
12/31 Placed on reserve injured due
to quadriceps injury.

Vincent Brown (LB)

2/25 Designated team's transitional
player.

Dean Caliguire (OL)

2/17 Signed as a free agent.
7/2 Released.

Jason Carthen (LB)

8/25 Claimed from waivers from the
Buffalo Bills.
12/3 Placed on reserve injured list.

Gene Chilton (C)

6/2 Released.

Ray Crittenden (WR)

5/20 Signed.

Corey Croom (RB)

4/30 Signed as a rookie free agent.
8/30 Waived from active roster.
8/31 Placed on practice squad.
9/19 Activated from practice squad.

Reggie Dwight (TE)

3/3 Signed as a first year free
agent.
8/30 Waived from active roster.

John Earle (G)

8/25 Claimed from waivers from the
Kansas City Chiefs.
8/31 Waived from active roster.

Tim Edwards (DE)

8/25 Waived from active roster.

Mike Farr (WR)

4/21 Signed as a restricted free
agent.
8/30 Waived from active roster.
11/13 Released from the reserve
injured list.

Irving Fryar (WR)

4/1 Traded to Miami for
undisclosed draft picks.

Eric Gallon (RB)

4/30 Signed as a rookie free agent.
7/18 Released from active roster.

Chris Gannon (DE)

8/30 Waived from active roster.
8/31 Re-signed to active roster.
11/27 Released from active roster.

Don Gibson (NT)

3/12 Signed as a free agent.
8/16 Waived from active roster.

Bo Gilliard (WR)

4/30 Signed as a rookie free agent.
7/31 Placed on reserve injured list.
11/30 Waived from reserve injured.

Mike Gisler (G)

3/3 Signed as a first year free
agent.

Frank Godfrey (OL)

4/30 Signed as a rookie free agent.
8/16 Waived from active roster.

1993 PLAYER MOVEMENTS (cont.)

Al Golden (TE)

7/22 Waived from active roster.

Steve Gordon (C)

9/8 Waived from active roster.

9/9 Signed to practice squad.

10/27 Released from practice squad.

Tim Gordon (S)

8/30 Waived from active roster.

John Granby (S)

2/10 Released.

2/22 Re-signed to active roster.

8/23 Waived from active roster.

Richard Griffith (TE)

7/16 Signed.

Bobby Harden (DB)

8/30 Claimed from waivers from Miami.

8/31 Waived from active roster.

Ronnie Harris(WR/KR)

4/30 Signed as a rookie free agent.

8/23 Waived from active roster.

8/31 Placed on practice squad.

12/3 Activated from the practice squad.

Lawrence Hatch (DB)

6/16 Signed.

7/28 Placed on reserve injured list.

12/7 Waived from the reserve injured list.

Wayne Hawkins (WR)

3/12 Signed as a free agent.

8/2 Waived from active roster

Jerome Henderson (CB)

10/11 Released from active roster.

Marion Hobby (DE)

8/19 Waived from active roster.

Wade Hopkins (WR)

3/12 Signed as a free agent.

8/2 Waived from active roster.

Tom Hodson (QB)

7/16 Re-signed.

8/23 Waived from active roster.

Bryan Hooks (DE)

11/2 Signed to practice squad.

David Howard (LB)

5/11 Re-signed.

7/24 Waived from active roster.

Ivy Joe Hunter (FB)

3/3 Released.

Kevin Johnson (NT)

6/30 Signed.

8/23 Waived from active roster.

Mario Johnson (DE)

9/23 Claimed from waivers from the New York Jets.

Aaron Jones (DE)

3/18 Signed as an unrestricted free agent.

8/30 Waived from active roster.

8/31 Re-signed to active roster.

Todd Jones (C)

8/31 Claimed from waivers from Dallas.

12/11 Waived from active roster.

Mike Kerr (LB)

7/23 Signed as a free agent.

8/23 Waived from active roster.

Burnie Leggette (FB)

4/30 Signed as a rookie free agent.

8/30 Waived from active roster.

8/31 Placed on active roster.

10/11 Activated from practice squad.

Bill Lewis (C)

5/12 Signed as an unrestricted free agent.

8/30 Waived from active roster.

8/31 Resigned to active roster.

Vernon Lewis (DB)

4/30 Signed as a rookie free agent.

Eugene Lockhart (LB)

8/30 Waived from active roster.

Scott Lockwood (RB)

9/23 Waived from active roster.

Keith McCants (LB)

8/25 Claimed from waivers from the Tampa Bay Buccaneers.

8/30 Waived from active roster.

Shawn McCarthy (P)

8/23 Waived from active roster.

Rob McGovern (LB)

6/30 Re-signed.

8/16 Traded to Cleveland Browns for NT George Williams.

Johnny McKee (G)

10/13 Signed to the practice squad.

11/9 Released from practice squad.

Hugh Millen (QB)

4/26 Traded to Dallas for an undisclosed draft choice in 1994.

Brandon Moore (T)

7/18 Signed as a free agent

Lance Olberding (OL)

3/5 Signed as a free agent.

8/11 Waived from active roster.

Martin Patton (RB)

7/19 Signed as a free agent.

8/11 Waived from active roster.

Chris Perez (T)

3/5 Signed as a free agent.

8/30 Waived from active roster.

8/31 Placed on practice squad.

10/27 Released from the practice squad.

1993 PLAYER MOVEMENTS (cont.)

Todd Peterson (K)

11/30 Signed to the practice squad.
12/6 Terminated from the practice squad.

Mike Pitts (DE)

6/7 Signed as an unrestricted free agent.
8/30 Waived from active roster.
8/31 Re-signed to active roster.

David Pool (DB)

8/31 Waived from active roster.

Gregg Rakoczy (OL)

3/3 Released.

Terry Ray (S)

8/31 Claimed from waivers from Atlanta.

Reggie Redding (OL)

7/17 Released from active roster.

Randy Robbins (S)

2/10 Released.

Todd Rucci (G)

7/22 Signed.
9/19 Placed on reserved injured list.

Mike Saxon (P)

7/26 Signed as a free agent.

Leon Seals (DE)

3/16 Signed as an unrestricted free agent.
6/7 Released

Chris Singleton (LB)

11/2 Released from active roster.

Scott Sisson (K)

7/16 Signed.

Doug Skene (G)

11/2 Signed from the New Orleans practice squad.

Chris Stade (LB)

7/24 Signed.

Fred Smerlas (NT)

3/3 Released.

Walter Stanley (WR/KR)

2/10 Released.

Mark Staten (G)

10/27 Signed from the Cincinnati Bengals practice squad

Robert Staten (RB)

8/31 Claimed off waivers from Minnesota.
9/1 Waived from active roster.

Calvin Stephens (G)

8/23 Waived from active roster.

John Stephens (RB)

3/30 Traded to Green Bay in exchange for a fourth round 1993 draft choice.

Eddie Sutter (LB)

2/22 Signed as a free agent.
8/30 Waived from active roster.

Ken Swilling (LB)

7/16 Signed from waivers.
8/16 Waived from active roster.

Richard Tardits (LB)

2/10 Released.

Reyna Thompson (DB)

4/26 Signed as an unrestricted free agent.

Steve Trapilo (G)

7/10 Signed as an unrestricted free agent.
8/25 Waived from active roster.

Pumpy Tudors (P)

7/26 Waived from active roster.

Scott Van Bellinger (LB)

3/26 Signed as a free agent.
7/23 Released from active roster.

Jon Vaughn (RB)

7/16 Resigned.
8/26 Traded to Seattle for future considerations.

Tom Vincent (OL)

4/30 Signed as a rookie free agent.
8/16 Waived from active roster.

John Washington (DE)

8/30 Waived from active roster.
8/31 Re-signed to active roster.
3/5 Signed as an unrestricted free agent.

Adrian White (S)

8/30 Waived from active roster.
8/31 Re-signed to active roster.
10/27 Placed on reserve injured list.
11/9 Released from the reserve injured list.

David White (LB)

9/31 Claimed from waivers from Buffalo.
9/29 Waived from active roster.
11/27 Activated from from the practice squad.
10/1 Signed to practice squad.

George Williams (NT)

8/16 Traded from the Cleveland Browns for LB Rob McGovern
8/31 Waived from active roster.

Darryl Wren (CB)

8/31 Claimed from waivers from Buffalo.

FINAL 1993 NFL STANDINGS

AMERICAN FOOTBALL CONFERENCE

AFC EAST	W	L	T	Pct.	PF	PA
Buffalo	12	4	0	.750	329	242
Miami	9	7	0	.562	349	351
N.Y. Jets	8	8	0	.500	270	351
PATRIOTS	5	11	0	.312	238	286
Indianapolis	4	12	0	.250	189	378

AFC CENTRAL	W	L	T	Pct.	PF	PA
Houston	12	4	0	.750	368	238
Pittsburgh*	9	7	0	.562	308	281
Cleveland	7	9	0	.438	304	307
Cincinnati	3	13	0	.188	187	321

AFC WEST	W	L	T	Pct.	PF	PA
Kansas City	11	5	0	.688	328	291
L.A. Raiders*	10	6	0	.625	295	298
Denver*	9	7	0	.562	373	284
San Diego	8	8	0	.500	322	290
Seattle	6	10	0	.375	280	314

NATIONAL FOOTBALL CONFERENCE

NFC EAST	W	L	T	Pct.	PF	PA
Dallas	12	4	0	.750	376	229
N.Y. Giants*	11	5	0	.688	288	205
Philadelphia	8	8	0	.500	293	315
Phoenix	7	9	0	.438	326	269
Washington	4	12	0	.250	230	345

NFC CENTRAL	W	L	T	Pct.	PF	PA
Detroit	10	6	0	.625	298	292
Minnesota*	9	7	0	.562	277	290
Green Bay*	9	7	0	.562	340	282
Chicago	7	9	0	.438	234	230
Tampa Bay	5	11	0	.312	237	376

NFC WEST	W	L	T	Pct.	PF	PA
San Francisco	10	6	0	.625	473	295
New Orleans	8	8	0	.500	317	343
Atlanta	6	10	0	.375	316	385
L.A. Rams	5	11	0	.312	221	367

* Wild Card Playoff Games

1993 NFL POSTSEASON

AFC First RoundKANSAS CITY 27, Pittsburgh 24 ot
LA RAIDERS 42, Denver 24**NFC First Round**Green Bay 28, DETROIT 24
NY GIANTS 17, Minnesota 10**AFC Divisional Playoffs**Kansas City 28, HOUSTON 20
BUFFALO 29, LA Raiders 23**NFC Divisional Playoffs**DALLAS 27, Green Bay 17
SAN FRANCISCO 44, NY Giants 3**AFC Championship Game**

Buffalo 30, Kansas City 13

NFC Championship Game

DALLAS 38, San Francisco 21

Super Bowl XXVII at The Georgia Dome, Atlanta, Ga.

Dallas (NFC) 30, Buffalo (AFC) 13

AFC-NFC Pro Bowl at Honolulu, Hawaii

NFC 17, AFC 3

1993 GAME-BY-GAME REVIEW

Game #1

BUFFALO 38, NEW ENGLAND 14

September 5, 1993

Rich Stadium (Orchard Park, N.Y.)

NEW ENGLAND PATRIOTS (0-0)	0	7	7	0	-	14
BUFFALO BILLS (0-0)	0	17	0	21	-	38

The New England Patriots were defeated by the Buffalo Bills 38-14 before 79,751 fans at Rich Stadium in the season-opener for both teams. After a scoreless first quarter, Buffalo took a 3-0 lead when Steve Christie kicked a 28-yard field goal to cap a 12-play, 58-yard drive. The Bills increased the lead to 10-0 when WR Bill Brooks caught a four-yard touchdown pass from QB Jim Kelly midway in the second quarter. The Patriots cut the lead to 10-7 when TE Ben Coates caught a short pass from rookie QB Drew Bledsoe on fourth down and ran 54 yards for a touchdown. Buffalo extended the lead to 17-7 before the end of the half when Kelly connected with WR Andre Reed on a 41-yard touchdown with 56 seconds remaining.

New England narrowed the gap to 17-14 midway through the third quarter when Bledsoe hit WR Greg McMurtry on a two-yard touchdown pass to culminate a 14-play, 61-yard drive. Early in the fourth quarter, Buffalo started to take command of the game when Reed and Kelly hooked up again, this time on a 22-yard touchdown to make the score 24-14. The same two connected again when Kelly hit Reed on a 14-yard touchdown pass with 11:08 left in the game. The Bills concluded the scoring when Russell Copeland returned a punt 47 yards for a touchdown with 8:30 remaining to make the score 38-14.

TEAM QTR TIME PLAY / DRIVE

Buffalo	2	11:39	Christie 28 field goal -- 12/58
Buffalo	2	6:09	Brooks 4 pass from Kelly (Christie kick) -- 5/25
New England	2	3:06	Coates 54 pass from Bledsoe (Sisson kick) -- 6/80
Buffalo	2	0:56	Reed 41 pass from Kelly (Christie kick) -- 8/80
New England	3	7:32	McMurtry 2 pass from Bledsoe (Sisson kick) -- 14/61
Buffalo	4	14:56	Reed 22 pass from Kelly (Christie kick) -- 7/75
Buffalo	4	11:08	Reed 14 pass from Kelly (Christie kick) -- 5/31
Buffalo	4	8:30	Copeland 47 punt return (Christie kick)

NE Rushing: Russell 23-81, Gash 10-44, Bledsoe 3-6, Turner 1-2.

Total: 37-133.

BUF Rushing: Thomas 24-114, Reed 1-15, Kelly 3-15, Davis 5-14, Gardner 2-11, Turner 4-11, Reich 3-(-3). Total: 42-177.

NE Passing: Bledsoe 30-14-148, 2 TD, 1 Int.

BUF Passing: Kelly 22-13-167, 4 TD, 1 Int.

NE Receiving: Russell 4-20, McMurtry 3-21, Gash 3-20, Cook 2-17, Coates 1-54, Brisby 1-16. Total: 14-148.

BUF Receiving: Reed 6-110, Brooks 3-27, Metzlaars 3-27, Thomas 1-3.

Total: 13-167

TEAM STATS

	NE	BUF
First Downs	15	20
3rd Down Efficiency	8/18	6/13
Total Net Yards	268	334
Net Yards Rushing	133	177
Net Yards Passing	135	157
Sacks Allowed/Yards	3/13	1/10
Punts (Number/Avg.)	7/42.6	4/37.0
Penalties/Yards	6/30	5/35
Fumbles/Lost	4/2	1/0
Time of Possession	33:13	26:47

Actual Attendance: 79,751

Time: 2:46

Tickets Distributed: 80,092

74 Degrees and Mostly Sunny

Game #2**DETROIT 19, NEW ENGLAND 16 (OT)**

September 12, 1993

Foxboro Stadium

DETROIT LIONS (1-0)	7	0	3	6	3	19
NEW ENGLAND PATRIOTS (0-1)	6	3	0	7	0	16

The New England Patriots dropped their second consecutive game of the 1993 season when they lost a heartbreaking 19-16 overtime decision to the Detroit Lions in front of a sell-out crowd at Foxboro Stadium. The game got off to an ominous start when KR Troy Brown fumbled the opening kickoff and Willie Clay picked it up and ran 15 yards for a touchdown just 11 seconds into the game (the earliest score against the Patriots in team history). New England cut the lead to 7-3 when rookie K Scott Sisson kicked his first field goal (26 yards) of his NFL career. Sisson closed the gap to 7-6 late in the first quarter with a 21-yard field goal and put the club ahead 9-7 with 11 seconds left in the half with a 32-yard field goal.

Detroit K Jason Hanson capped a 10-play, 80-yard drive with a 22-yard field goal to put the Lions ahead 10-9 and increased the lead to 13-9 with a 26-yard field goal with 5:40 left in the game. After Patriots QB Drew Bledsoe was sacked by LB Pat Swilling and fumbled, Detroit went ahead 16-9 when Hanson kicked a 23-yard field goal with 3:24 left in the game. The Patriots were able to tie the game when Bledsoe hit rookie WR Vincent Brisby on a two-yard touchdown with just 12 seconds remaining, sending the game into overtime.

After two Patriots possessions and one Lions possession in the extra quarter, the Lions drove 60 yards on 11 plays where Hanson kicked his fourth field goal of the game, this time from 38 yards out, to win the game 19-16 with 3:56 left.

TEAM	QTR	TIME	PLAY / DRIVE
Detroit	1	14:49	Clay 15 fumble return (Hanson kick)
New England	1	9:56	Sisson 26 field goal -- 11/66
New England	1	1:29	Sisson 21 field goal -- 10/29
New England	2	0:11	Sisson 32 field goal -- 14/51
Detroit	3	4:11	Hanson 22 field goal -- 10/80
Detroit	4	5:40	Hanson 26 field goal -- 13/71
Detroit	4	3:24	Hanson 23 field goal -- 4/-2
New England	4	0:12	Brisby 2 pass from Bledsoe (Sisson kick) -- 12/77
Detroit	OT	3:56	Hanson 38 field goal -- 11/60

NE Rushing: Russell 17-40, Turner 1-11, Bledsoe 3-10, Gash 2-0. Total: 23-61.

DET Rushing: Sanders 32-148, Peete 8-20, Moore 4-18. Total: 44-186.

NE Passing: Bledsoe 49-28-239, 1 TD, 1 Int.

DET Passing: Peete 25-16-175, 0 TD, 3 Int.

NE Receiving: McMurtry 6-68, Coates 6-39, Brisby 5-52, Russell 4-58, Timpson 2-16, Cook 2-9, Turner 2-(-4), Gash 1-1. Total: 28-239.

DET Receiving: Moore 5-49, Perriman 4-51, Holman 2-34, Sanders 2-15, Campbell 2-11, Thompson 1-15. Total: 15-175.

TEAM STATS	NE	DET
First Downs	21	21
3rd Down Efficiency	7/19	4/13
Total Net Yards	292	340
Net Yards Rushing	61	186
Net Yards Passing	231	154
Sacks Allowed/Yards	2/8	3/21
Punts (Number/Avg.)	5/46.0	2/34.0
Penalties/Yards	4/30	7/57
Fumbles/Lost	3/2	3/1
Time of Possession	31:53	39:11

Actual Attendance: 54,151
Time: 3:16

Tickets Distributed: 60,290
72 Degrees and Partly Cloudy

Game #3

SEATTLE 17, NEW ENGLAND 14

September 19, 1993

Foxboro Stadium

SEATTLE SEAHAWKS (0-2)	7	0	10	0	-	17
NEW ENGLAND PATRIOTS (0-2)	0	0	0	14	-	14

The New England Patriots dropped their third consecutive game when they lost a 17-14 decision to the Seattle Seahawks in front of 50,392 fans at Foxboro Stadium. The Patriots lost despite a furious fourth quarter rally that came up three points short. Seattle opened the scoring when rookie QB Rick Mirer hit WR Brian Blades on a four-yard touchdown pass to culminate a 10-play, 67-yard drive. After a scoreless second quarter, the Seahawks increased the lead to 10-0 with 3:03 left in the third quarter when John Kasay kicked a 24-yard field goal to cap a 16-play, 84-yard drive that took 9:48 off of the clock. With 30 seconds left in the quarter, Seattle moved ahead 17-0 when RB Chris Warren ran 15 yards for a touchdown.

The Patriots fought back in the fourth quarter and cut the lead to 17-7 early in the frame when QB Drew Bledsoe connected with TE Ben Coates on a 25-yard touchdown. After an interception by LB Todd Collins, the Patriots cut the gap to 17-14 when RB Sam Gash ran four yards for a touchdown with 5:54 remaining in the game. New England had a chance to tie the game with 30 seconds left but K Scott Sisson's 54-yard field goal attempt hit the front cross bar and bounced off.

TEAM	QTR	TIME	PLAY / DRIVE
Seattle	1	9:21	Blades 4 pass from Mirer (Kasay kick) -- 10/67
Seattle	3	3:03	Kasay 24 field goal -- 16/84
Seattle	3	0:30	Warren 15 run (Kasay kick) -- 4/41
New England	4	13:37	Coates 25 pass from Bledsoe (Sisson kick) -- 6/80
New England	4	5:54	Gash 4 run (Sisson kick) -- 2/13

NE Rushing: Russell 8-21, Gash 4-16, Croom 3-10, Turner 1-3, Bledsoe 1-1. Total: 17-51.

SEA Rushing: Warren 36-174, Mirer 2-21, Vaughn 3-11, Thomas 1-4, Gelbaugh 1-(-1). Total: 43-209.

NE Passing: Bledsoe 44-20-240, 1 TD, 2 Int.

SEA Passing: Mirer 16-12-117, 1 TD, 1 Int., Gelbaugh 5-3-39, 0 TD, 1 Int. Total: 21-15-156, 1 TD, 2 Int.

NE Receiving: Crittenden 5-68, McMurtry 4-49, Coates 4-47, Brisby 3-39, Timpson 1-25, Gash 1-8, Cook 1-4, Russell 1-0. Total: 20-240.

SEA Receiving: Blades 6-50, Williams 4-50, Martin 3-28, Edmunds 1-20, Green 1-8. Total: 15-156.

TEAM STATS	NE	SEA
First Downs	19	23
3rd Down Efficiency	4/13	5/13
Total Net Yards	276	334
Net Yards Rushing	51	209
Net Yards Passing	225	125
Sacks Allowed/Yards	2/15	5/31
Punts (Number/Avg.)	6/40.5	5/41.0
Penalties/Yards	4/20	7/49
Fumbles/Lost	1/1	1/1
Time of Possession	21:40	38:20

Actual Attendance: 50,392
Time: 3:03

Tickets Distributed: 54,918
67 Degrees and Partly Cloudy

Game #4**NEW YORK JETS 45, NEW ENGLAND 7**

September 26, 1993

The Meadowlands (E. Rutherford, N.J.)

NEW ENGLAND PATRIOTS (0-3)	0	0	0	7	-	7
NEW YORK JETS (1-1)	14	21	0	10	-	45

The New England Patriots remained winless when they lost 45-7 to the New York Jets on Sunday, September 26 in a nationally-televised contest from the Meadowlands. The Jets jumped out to a 35-0 first half lead en route to improving their record to 2-1 in front of 64,836 fans. New York took the opening kickoff and drove 73 yards on 10 plays, capped by a Brad Baxter one-yard touchdown plunge to make the score 7-0. The lead increased to 14-0 late in the first quarter when RB Johnny Johnson ran six yards for a touchdown. The Jets moved ahead 21-0 early in the second quarter when Baxter ran four yards for a touchdown and 28-0 when TE James Thornton caught a 13-yard touchdown pass from QB Boomer Esiason. New York completed the first half scoring and moved ahead 35-0 when WR Terance Mathis caught a 17-yard touchdown pass from Esiason.

After a scoreless third quarter, New York increased the lead to 38-0 when Cary Blanchard kicked a 42-yard field goal and moved ahead 45-0 when RB Adrian Murrell ran 37 yards for a touchdown with 9:26 left in the game. The Patriots avoided a shutout when RB Leonard Russell capped a eight-play, 71-yard drive with a five-yard touchdown run with 2:36 left in the game.

TEAM	QTR	TIME	PLAY / DRIVE
Jets	1	8:20	Baxter 1 run (Blanchard kick) -- 10/73
Jets	1	1:42	Johnson 6 run (Blanchard kick) -- 6/43
Jets	2	14:17	Baxter 4 run (Blanchard kick) -- 4/16
Jets	2	10:32	Thornton 13 pass from Esiason (Blanchard kick) -- 4/26
Jets	2	1:55	Mathis 17 run (Blanchard kick) -- 9/71
Jets	4	11:40	Blanchard 42 field goal -- 7/39
Jets	4	9:26	Murrell 37 run (Blanchard kick) -- 1/37
New England	4	2:47	Russell 5 run (Sisson kick) -- 8/71

NE Rushing: Russell 10-29, Turner 1-4, Croom 1-1, Crittenden 1-(-3). Total: 13-31.

NYJ Rushing: Murrell 8-52, Thomas 10-44, Johnson 10-27, Baxter 9-19, Mathis 1-17, Chaffey 3-8. Total: 41-167.

NE Passing: Bledsoe 42-19-195, 0 TD, 2 Int.

NYJ Passing: Esiason 21-17-215, 1 TD, 0 Int., Nagle 1-1-6, 0 TD, 0 Int. Total: 22-18-221, 1 TD, 0 Int.

NE Receiving: Timpson 4-37, McMurtry 3-51, Cook 3-32, Brisby 2-15, Turner 2-4, Russell 2-0, Crittenden 1-44, Coates 1-6, Gash 1-6. Total: 19-195.

NYJ Receiving: Burkett 4-66, Moore 4-40, Murrell 3-12, Mitchell 2-52, Thornton 2-21, Johnson 2-20, Baxter 1-10. Total: 18-221.

TEAM STATS	NE	NYJ
First Downs	15	21
3rd Down Efficiency	4/14/	8/14
Total Net Yards	211	389
Net Yards Rushing	31	167
Net Yards Passing	180	221
Sacks Allowed/Yards	3/15	0/0
Punts (Number/Avg.)	6/45.5	4/36.0
Penalties/Yards	2/15	8/48
Fumbles/Lost	1/1	1/0
Time of Possession	23:23	36:37

Actual Attendance: 64,836
Time: 2:51

Tickets Distributed: 76,891
72 Degrees and Cloudy

Game #5

NEW ENGLAND 23, PHOENIX 21

October 10, 1993

Sun Devil Stadium (Tempe, Ariz.)

NEW ENGLAND PATRIOTS (0-4)	0	13	3	7	-	23
PHOENIX CARDINALS (1-3)	0	14	0	7	-	21

The New England Patriots recorded their first victory under new head coach Bill Parcells when they defeated the Phoenix Cardinals 23-21 at Sun Devil Stadium in Tempe, Arizona. The Patriots improved their record to 1-4 in front of 36,115 fans. After a scoreless first quarter, the Patriots took a 7-0 lead when TE Ben Coates caught a four-yard touchdown pass from QB Drew Bledsoe to cap an 11-play, 71-yard drive. Phoenix tied the score 7-7 when WR Ricky Proehl caught a six-yard touchdown pass from QB Steve Beuerlein and went ahead 14-7 when Proehl and Beuerlein connected again, this time from 15 yards out with 3:22 left in the half. After a Johnny Bailey fumbled punt (recovered by David Bavaro) the Patriots closed the gap to 14-10 when Scott Sisson kicked a 29-yard field goal. On the following Phoenix drive, Patriots CB Maurice Hurst intercepted a Beuerlein pass at the Phoenix 18-yard line and the Patriots closed within 14-13 on a 23-yard Sisson field goal as time ran out in the half.

New England opened the scoring in the second half when Sisson kicked his third field goal of the game, this time from 31 yards out, to give the Patriots a 16-14 lead. Phoenix went ahead 21-16 with 7:35 left in the fourth quarter when Beuerlein hit WR Randal Hill on a 30-yard touchdown pass. The Patriots scored the winning touchdown when Coates caught a two-yard touchdown pass from QB Scott Secules, in for the injured Bledsoe (knee), putting the club ahead 23-21 with 3:56 remaining in the game. The winning score was set up by a 82-yard pass play that included a lateral from RB Kevin Turner (caught the original pass) to RB Leonard Russell who then ran 69 yards to the two-yard line.

TEAM	QTR	TIME	PLAY / DRIVE
New England	2	14:25	Coates 4 pass from Bledsoe (Sisson kick) -- 11/71
Phoenix	2	11:23	Proehl 6 pass from Beuerlein (Davis kick) -- 7/80
Phoenix	2	3:22	Proehl 15 pass from Beuerlein (Davis kick) -- 6/81
New England	2	0:32	Sisson 29 field goal -- 4/4
New England	2	0:00	Sisson 23 field goal -- 3/13
New England	3	4:51	Sisson 31 field goal -- 11/82
Phoenix	4	7:35	Hill 30 pass from Beuerlein (Davis kick) -- 7/69
New England	4	3:56	Coates 2 pass from Secules (Sisson kick) -- 3/84

NE Rushing: Russell 28-116, Croom 6-18, Gash 5-16, Turner 1-1, Bledsoe 1-0. Total: 41-151.

PHO Rushing: Hearst 10-81, Bailey 7-40, Beuerlein 1-3. Total: 18-124.

NE Passing: Bledsoe 17-8-85, 1 TD, 0 Int., Secules 20-12-214, 1 TD, 1 Int. Total: 37-20-299, 2 TD, 1 Int.

PHO Passing: Beuerlein 28-14-196, 3 TD, 2 Int.

NE Receiving: Coates 4-24, Brisby 3-65, Cook 3-26, Russell 2-82, McMurtry 2-28, Turner 2-23, Timpson 1-20, Gash 1-15, Brown 1-8, Croom 1-8. Total: 20-299.

PHO Receiving: Hill 3-65, Proehl 2-21, Clark 2-20, Centers 2-13, Edwards 1-55, Rolle 1-11, Bailey 1-7, Ware 1-5, Hearst 1-(-1). Total: 14-196.

TEAM STATS	NE	PHO
First Downs	25	13
3rd Down Efficiency	6/16	4/11
Total Net Yards	432	311
Net Yards Rushing	151	124
Net Yards Passing	281	187
Sacks Allowed/Yards	2/18	2/9
Punts (Number/Avg.)	7/33.7	7/44.9
Penalties/Yards	7/64	9/63
Fumbles/Lost	2/0	1/1
Time of Possession	36:28	23:32

Actual Attendance: 36,115
Time: 3:14

Tickets Distributed: 39,864
85 Degrees and Sunny

Game #6

HOUSTON 28, NEW ENGLAND 14

October 17, 1993

Foxboro Stadium

HOUSTON OILERS (1-4)	0	14	7	7	-	28
NEW ENGLAND PATRIOTS (1-4)	0	0	7	7	-	14

The New England Patriots saw their record drop to 1-5 after a 28-14 loss to the Houston Oilers in front of a sold-out crowd at Foxboro Stadium. The Oilers improved to 2-4 on the season. After a scoreless first quarter, one in which the Patriots twice drove deep into Houston territory but was unable to score, the Oilers struck first when QB Cody Carlson ran 10 yards for a score with 8:10 left in the half. Houston moved ahead 14-0 when QB Warren Moon, subbing for the injured Carlson (groin), hit WR Webster Slaughter on a seven-yard touchdown pass with just 15 seconds remaining in the half.

After a defensive stand to open the third quarter, the Patriots drove 46 yards on six plays and cut the lead to 14-7 when QB Scott Secules connected with RB Kevin Turner on a seven-yard touchdown. Houston then took command of the game by driving 85 yards on 16 plays, using 9:38 of the clock, and taking a 21-7 lead when Moon again hit Slaughter, this time from two yards out for a touchdown. The lead was extended to 28-7 when CB Steve Jackson intercepted a Secules pass and ran 22 yards for a touchdown. The Patriots closed the gap to 28-14 with a late touchdown from RB Leonard Russell (one-yard run) that capped a 12-play, 76-yard drive.

TEAM	QTR	TIME	PLAY / DRIVE
Houston	2	8:10	Carlson 10 run (Del Greco kick) -- 4/27
Houston	2	0:15	Slaughter 7 pass from Moon (Del Greco kick) -- 11/57
New England	3	10:03	Turner 7 pass from Secules (Sisson kick) -- 6/46
Houston	3	0:25	Slaughter 2 pass from Moon (Del Greco) -- 16/85
Houston	4	9:58	Jackson 22 interception return (Del Greco kick)
New England	4	5:18	Russell 1 run (Sisson kick) -- 12/76

NE Rushing: Russell 15-42, Secules 2-6, Turner 2-6. Total: 19-54.

HOU Rushing: White 20-94, Carlson 2-11, Moon 3-(-1).

NE Passing: Secules 40-23-280, 1 TD, 3 Int.

HOU Passing: Moon 21-16-102, 2 TD, 0 Int., Carlson 9-6-46, 2 TD, 0 Int. Total: 30-22-148, 2 TD, 0 Int.

NE Receiving: Turner 5-65, Timpson 5-52, Coates 3-68, Brisby 3-36, McMurtry 3-28, Cook 2-13, Brown 1-14, Russell 1-4. Total: 23-280.

HOU Receiving: Slaughter 9-57, White 6-41, Givins 4-26, Coleman 1-14, Wellman 1-6, Brown 1-4. Total: 22-148.

TEAM STATS	NE	HOU
First Downs	19	15
3rd Down Efficiency	5/14	8/14
Total Net Yards	315	246
Net Yards Rushing	54	104
Net Yards Passing	261	142
Sacks Allowed/Yards	5/19	1/6
Punts (Number/Avg.)	3/44.7	6/51.0
Penalties/Yards	5/48	6/61
Fumbles/Lost	2/0	0/0
Time of Possession	27:48	32:12

Actual Attendance: 51,037
Time: 2:58

Tickets Distributed: 60,290
57 Degrees and Cloudy/Drizzle

Game #7**SEATTLE 10, NEW ENGLAND 9**

October 24, 1993

Kingdome (Seattle, Washington)

NEW ENGLAND PATRIOTS (1-5)	0	0	3	6	-	9
SEATTLE SEAHAWKS (3-3)	0	3	0	7	-	10

The New England Patriots dropped their second consecutive game, this time a 10-9 decision to the Seattle Seahawks, and saw their record fall to 1-6 on the season. The game, played before 56,526 fans at the Kingdome in Seattle, was decided by a Seahawks touchdown with 25 seconds left in the game and improved their record to 4-3. After a scoreless first quarter, Seattle took a 3-0 lead when John Kasay kicked a 30-yard field goal that capped a seven-play, 49-yard drive. The Patriots, who outgained Seattle 125 to 84 in the first half, missed two field goals in the second quarter.

New England tied the game at 3-3 when Scott Sisson kicked a 36-yard field goal that capped an eight-play, 48-yard drive. The Patriots went ahead 6-3 early in the final quarter when Sisson kicked a 25-yard field goal and extended the lead to 9-3 when Sisson kicked a 19-yard field goal with 9:07 remaining. Seattle won the game with a 14-play, 54-yard drive that resulted in a one-yard pass from rookie QB Rick Mirer to WR Brian Blades with just 25 seconds left in the game. Two last second desperation passes fell incomplete for the Patriots.

TEAM	PERIOD	TIME	PLAY / DRIVE
Seattle	2	3:15	Kasay 30 field goal -- 7/49
New England	3	3:11	Sisson 36 field goal -- 8/48
New England	4	14:03	Sisson 25 field goal -- 7/53
New England	4	9:07	Sisson 19 field goal -- 7/18
Seattle	4	0:25	Blades 1 pass from Mirer -- 14/54

NE Rushing: Russell 21-97, Turner 12-58, Secules 2-11, Croom 1-0. Total: 36-166.

SEA Rushing: Williams 7-29, Warren 12-26, Mirer 7-12. Total: 26-67.

NE Passing: Secules 30-15-129, 0 TD, 2 Int.

SEA Passing: Mirer 43-22-203, 1 TD, 2 Int.

NE Receiving: Russell 3-28, Coates 3-10, McMurtry 2-19, Brisby 2-18, Turner 2-18, Cook 2-10, Crittenden 1-26. Total: 15-129.

SEA Receiving: Blades 9-70, Martin 5-58, Warren 3-11, Green 2-23, Williams 1-24, Edmunds 1-12, Thomas 1-5. Total: 22-203.

TEAM STATS	NE	SEA
First Downs	16	15
3rd Down Efficiency	4/16	8/19
Total Net Yards	295	261
Net Yards Rushing	166	67
Net Yards Passing	129	194
Sacks Allowed/Yards	0/0	1/9
Punts (Number/Avg.)	5/42.8	8/44.3
Penalties/Yards	6/60	8/56
Fumbles/Lost	0/0	2/0
Time of Possession	31:38	28:22

Actual Attendance: 56,526
Time: 3:06

Tickets Distributed: 64,334
Dome

Game #8**INDIANAPOLIS 9, NEW ENGLAND 6**

October 31, 1993

Hoosier Dome (Indianapolis, Indiana)

NEW ENGLAND PATRIOTS (1-6)	0	3	0	3	-	6
INDIANAPOLIS COLTS (2-4)	3	0	0	6	-	9

The New England Patriots lost their third consecutive game when they dropped a 9-6 decision to the Indianapolis Colts at the Hoosier Dome. The game, played in front of 46,522 fans, improved the Colts' record to 3-4 on the season. After the Patriots took the opening kickoff and drove deep into Colts territory before fumbling. Indianapolis opened the scoring on their opening possession when Dean Biasucci capped a 15-play, 73-yard drive by kicking a 27-yard field goal. New England tied the score at 3-3 on the final play of the first half when Scott Sisson kicked a 40-yard field goal.

The Colts took a 6-3 lead on a Biasucci 38-yard field goal early in the fourth quarter that capped a nine-play, 51-yard drive but the Patriots tied it at 6-6 when Sisson kicked a 26-yard field goal with 5:46 remaining in the game. But, for the second straight week, the Patriots lost the game in the final minutes when Biasucci kicked his third field goal of the day, this time from 37 yards out with 2:42 left in the game. A late Patriots rally fell short when QB Scott Secules was intercepted at the New England 38-yard line.

TEAM PERIOD TIME PLAY / DRIVE

Indianapolis	1	1:24	Biasucci 27 field goal -- 15/73
New England	2	0:00	Sisson 40 field goal -- 13/57
Indianapolis	4	11:22	Biasucci 38 field goal -- 9/51
New England	4	5:46	Sisson 26 field goal -- 9/72
Indianapolis	4	2:42	Biasucci 37 field goal -- 8/45

NE Rushing: Russell 10-39, Gash 9-38, Turner 3-9, Croom 1-1, Secules 2-0. Total: 25-87.

IND Rushing: Potts 23-86, Culver 2-5, George 4-(-2). Total: 29-89.

NE Passing: Secules 37-23-279, 0 TD, 2 Int.

IND Passing: George 26-18-200, 0 TD, 0 Int.

NE Receiving: Coates 6-108, Turner 6-78, Crittenden 4-40, Timpson 3-29, Cook 2-18, Russell 2-6. Total: 23-279.

IND Receiving: Cash 5-62, Dawkins 4-86, Potts 4-20, Hester 2-18, Johnson 2-8, Langhorne 1-6. Total: 18-200.

TEAM STATS

	NE	IND
First Downs	23	14
3rd Down Efficiency	5/10	4/13
Total Net Yards	363	268
Net Yards Rushing	87	89
Net Yards Passing	276	179
Sacks Allowed/Yards	1/3	2/21
Punts (Number/Avg.)	3/46.7	5/40.8
Penalties/Yards	5/25	5/39
Fumbles/Lost	4/1	0/0
Time of Possession	28:32	31:28

Actual Attendance: 46,522
Time: 2:44

Tickets Distributed: 49,526
Dome

Game #9

BUFFALO 13, NEW ENGLAND 10 (OT)

November 7, 1993

Foxboro Stadium

BUFFALO BILLS (6-1)	0	0	0	10	3	13
NEW ENGLAND PATRIOTS (1-7)	0	0	7	3	0	10

The New England Patriots lost their fourth consecutive game when they dropped a 13-10 overtime decision to the Buffalo Bills. The game, played in front of a sold out Foxboro Stadium crowd, dropped the Patriots record to 1-8 while the Bills improved to 7-1. After a scoreless first half, the Patriots opened the scoring at the 6:37 mark of the third quarter when RB Leonard Russell capped a 14-play, 73-yard drive by running two yards for a touchdown to make the score 7-0. New England increased the lead to 10-0 when Scott Sisson kicked a 27-yard field goal with 13:33 left in the game. Buffalo closed the gap to 10-7 when TE Pete Metzelaars caught a nine-yard touchdown pass from QB Jim Kelly with 7:48 remaining in the game. The Bills tied the score at 10-10 when Steve Christie kicked a 27-yard field goal with 14 seconds left in regulation to cap a seven-play, 78-yard drive that began on the Buffalo 13-yard line with 1:04 left in the game and with the Bills having no timeouts.

New England had the first possession in the extra quarter and drove to the Buffalo 48-yard line before being stopped on a fourth and one play. The Bills then marched to the Patriots' 25-yard line before Metzelaars fumbled and it was recovered by S Corwin Brown. After a Patriots punt, Buffalo went 51 yards on four plays, capped by a 32-yard field goal by Steve Christie that won the game for the Bills with 5:38 left in overtime.

TEAM	QTR	TIME	PLAY / DRIVE
New England	3	6:37	Russell 2 run (Sisson kick) -- 14/73
New England	4	13:33	Sisson 27 field goal -- 11/83
Buffalo	4	7:48	Metzelaars 9 pass from Kelly (Christie kick) -- 15/80
Buffalo	4	0:14	Christie 27 field goal -- 7/78
Buffalo	OT	5:38	Christie 32 field goal -- 4/51

NE Rushing: Russell 25-95, Turner 6-23, Gash 7-21, Croom 3-18, Secules 2-16, Bledsoe 5-14. Total: 48-187.

BUF Rushing: Thomas 30-111, Kelly 4-17, Davis 3-6. Total: 37-134.

NE Passing: Bledsoe 16-8-96, 0 TD, 0 Int., Secules 7-2-16, 0 TD, 1 Int. Total: 23-10-112, 0 TD, 1 Int.

BUF Passing: Kelly 46-29-317, 1 TD, 0 Int.

NE Receiving: Coates 3-22, Brisby 2-39, Russell 2-18, Turner 2-7, Timpson 1-26. Total: 10-112.

BUF Receiving: Metzelaars 10-74, Brooks 7-81, Thomas 5-31, Reed 3-56, Copeland 2-66, Awalt 1-9, Davis 1-0. Total: 29-317.

TEAM STATS	NE	BUF
First Downs	17	25
3rd Down Efficiency	8/18	11/20
Total Net Yards	284	432
Net Yards Rushing	187	134
Net Yards Passing	97	298
Sacks Allowed/Yards	2/15	2/19
Punts (Number/Avg.)	7/43.7	5/40.2
Penalties/Yards	4/20	4/20
Fumbles/Lost	1/0	3/3
Time of Possession	38:39	30:49

Actual Attendance: 54,326
Time: 3:04

Tickets Distributed: 60,290
45 Degrees and Sunny

Game #10**MIAMI 17, NEW ENGLAND 13**

November 21, 1993

Joe Robbie Stadium (Miami, Florida)

NEW ENGLAND PATRIOTS (1-8)	3	0	3	7	-	13
MIAMI DOLPHINS (7-2)	0	0	3	14	-	17

The New England Patriots lost their fifth consecutive game when they lost a 17-13 decision to the Miami Dolphins. The game, played in front 59,982 fans at Joe Robbie Stadium in Miami, dropped the Patriots record to 1-9 while the Dolphins improved to 8-2. New England opened the scoring in the first quarter when Scott Sisson kicked a 28-yard field goal to cap a 14-play, 66-yard drive and accounted for the only points of the first half. The Patriots, who outgained the Dolphins 137-115 in the first half, moved the ball to the Miami eight-yard line in the second quarter but came up short on a fourth down attempt.

Miami took the opening drive of the third quarter and advanced to the Patriots' six-yard line before stalling and settling for a 23-yard Pete Stoyanovich field goal to make the score 3-3. After one missed field goal of 26 yards, the Patriots did manage to take a 6-3 lead when Sisson booted a 40-yard field goal late in the third quarter. The Dolphins took a 10-6 lead when QB Steve DeBerg hit RB Keith Byars on a 11-yard touchdown pass and extended the lead to 17-6 when DeBerg hit former Patriots WR Irving Fryar on a 44-yard touchdown with 2:49 left in the game. New England made it interesting however when QB Drew Bledsoe connected with WR Ray Crittenden on a 40-yard touchdown pass with 1:11 remaining in the contest. The Patriots' hopes ended when an onside kick attempt failed and the Dolphins were able to run out the clock.

TEAM	QTR	TIME	PLAY / DRIVE
New England	1	7:50	Sisson 28 field goal -- 14/66
Miami	3	10:07	Stoyanovich 23 field goal -- 8/69
New England	3	0:13	Sisson 40 field goal -- 7/28
Miami	4	9:28	Byars 11 pass from DeBerg (Stoyanovich kick) -- 11/79
Miami	4	2:49	Fryar 44 pass from DeBerg (Stoyanovich kick) -- 7/80
New England	4	1:11	Crittenden 40 pass from Bledsoe (Sisson kick) -- 6/72

NE Rushing: Croom 9-41, Russell 8-26, Bledsoe 1-12, Turner 4-9, Gash 2-0. Total: 24-88.

MIA Rushing: Higgs 19-108, Kirby 2-6, Byars 1-(-1), DeBerg 2-(-2). Total: 24-111.

NE Passing: Bledsoe 42-23-275, 1 TD, 1 Int.

MIA Passing: DeBerg 27-16-252, 2 TD, 0 Int.

NE Receiving: Brisby 6-86, Timpson 5-60, Coates 3-32, Turner 3-29, Gash 3-17, Cook 2-11, Crittenden 1-40. Total: 23-275.

MIA Receiving: Jackson 5-99, Byars 5-48, Fryar 4-97, Kirby 1-5, McDuffie 1-3. Total: 16-252.

TEAM STATS	NE	MIA
First Downs	23	15
3rd Down Efficiency	6/13	7/13
Total Net Yards	349	344
Net Yards Rushing	88	111
Net Yards Passing	261	233
Sacks Allowed/Yards	2/14	3/19
Punts (Number/Avg.)	3/49.7	5/43.6
Penalties/Yards	3/15	6/50
Fumbles/Lost	2/0	0/0
Time of Possession	31:07	28:53

Actual Attendance: 59,982
Time: 2:47

Tickets Distributed: 65,929
83 Degrees and Partly Sunny

Game #11**NEW YORK JETS 6, NEW ENGLAND 0**

November 28, 1993

Foxboro Stadium

NEW YORK JETS (6-4)	3	3	0	0	-	6
NEW ENGLAND PATRIOTS (1-9)	0	0	0	0	-	0

The New England Patriots lost their sixth consecutive game when they lost a 6-0 decision to the New York Jets at Foxboro Stadium. The game, played in front of 42,810 fans (17,480 no-shows for the sold-out game) at Foxboro Stadium, was played in a torrential downpour with winds of 35 miles-per-hour gusting to 70 miles-per-hour. The Patriots fell to 1-10 on the season while the Jets won their fourth consecutive game and improved to 7-4.

New York opened the scoring in the first quarter when Cary Blanchard kicked a 33-yard field goal into the wind to cap a 11-play, 53-yard drive to make the score 3-0. Midway through the second quarter, the Jets increased the lead to 6-0 when Blanchard kicked a 23-yard field goal that culminated a 14-play, 47-yard drive. New England had one scoring drive in the first half but Scott Sisson's 54-yard field goal attempt sailed wide left.

There was no scoring in the second half but both teams had chances slip through their fingers. The Patriots, with the wind in the fourth quarter, three times drove deep into Jets territory only to come up empty. Sisson missed a 28-yard field goal with 5:25 left in the game but New England had one final chance to win the game in the final minutes. The Jets, however, were able to hang on for the victory when WR Michael Timpson fumbled on the New York seven-yard line with 1:28 remaining in the game.

TEAM PERIOD TIME PLAY / DRIVE

New York 1 8:23 Blanchard 33 field goal -- 14/66

New York 2 5:26 Blanchard 23 field goal -- 14/47

NE Rushing: Russell 27-147, Croom 5-4, Turner 1-4, Zolak 1-0. Total: 34-155.**NYJ Rushing:** Baxter 13-50, Johnson 13-42, Thomas 5-22, Esiason 4-6.

Total: 35-120.

NE Passing: Bledsoe 18-10-134, 0 TD, 1 Int.**NYJ Passing:** Esiason 30-15-182, 0 TD, 0 Int.**NE Receiving:** Timpson 3-58, Brisby 2-43, Coates 2-20, Russell 2-6, Croom 1-7. Total: 10-134.**NYJ Receiving:** Johnson 5-30, Moore 4-81, Thornton 3-16, Baxter 2-45, Mathis 1-10. Total: 15-182.**TEAM STATS**

	NE	NYJ
First Downs	14	14
3rd Down Efficiency	3/10	8/17
Total Net Yards	289	294
Net Yards Rushing	155	120
Net Yards Passing	134	174
Sacks Allowed/Yards	0/0	1/8
Punts (Number/Avg.)	4/31.8	6/43.3
Penalties/Yards	1/5	5/35
Fumbles/Lost	1/1	1/1
Time of Possession	26:08	33:52

Actual Attendance: 42,810
Time: 2:48Tickets Distributed: 60,290
63 Degrees, Heavy Rain / Strong Winds

Game #12**PITTSBURGH 17, NEW ENGLAND 14**

December 5, 1993

Three Rivers Stadium (Pittsburgh, Pennsylvania)

NEW ENGLAND PATRIOTS (1-10)	14	0	0	0	-	14
PITTSBURGH STEELERS (6-5)	0	17	0	0	-	17

The New England Patriots lost their seventh consecutive game when they lost another heartbreaking decision, this time 17-14 to the Pittsburgh Steelers in front of 51,358 fans at Three Rivers Stadium in Pittsburgh. The game ended with the Patriots on the one-foot line but unable to score the game-winning touchdown.

New England opened the scoring when QB Drew Bledsoe hit TE Ben Coates for a three-yard touchdown pass to cap a five-play, 81-yard drive and extended the lead to 14-0 late in the quarter when RB Leonard Russell capped a 69-yard drive by running three yards for a touchdown. Pittsburgh closed within seven when RB Merril Hoge caught a five-yard touchdown pass from QB Neil O'Donnell early in the second quarter. Gary Anderson kicked a 35-yard field goal with 2:42 left in the second quarter and took a 17-14 halftime lead when Hoge caught his second touchdown pass of the game — this time from one-yard out with 10 seconds left in the half.

The second half was scoreless but the Patriots drove 94 yards to the one-yard line in the final minutes of the game. New England once again came up short when a fourth down plunge by Bledsoe came up inches short as the clock ran out, preserving the Pittsburgh win. Bledsoe was victimized by five interceptions in the second half.

TEAM PERIOD TIME PLAY / DRIVE

New England	1	6:47	Coates 3 pass from Bledsoe (Sisson kick) -- 5/81
New England	1	1:44	Russell 3 run (Sisson kick) -- 6/69
Pittsburgh	2	11:47	Hoge 5 pass from O'Donnell (Anderson kick) -- 10/80
Pittsburgh	2	3:25	Anderson 35 field goal -- 8/31
Pittsburgh	2	0:10	Hoge 1 pass from O'Donnell (Anderson kick) -- 7/18

NE Rushing: Russell 19-54, Bledsoe 5-(-1). Total: 24-53.

PIT Rushing: Thompson 22-82, Hoge 10-43. Total: 32-125.

NE Passing: Bledsoe 48-18-296, 1 TD, 5 Int.

PIT Passing: O'Donnell 32-17-115, 2 TD, 0 Int.

NE Receiving: Timpson 4-97, Crittenden 3-69, Coates 3-33, Brisby 2-43, Croom 2-33, Gash 2-14, Russell 1-4, Turner 1-3. Total: 18-296.

PIT Receiving: Hoge 8-51, Thompson 4-20, Mills 1-13, Stone 1-13, Green 1-7, Cooper 1-6, Graham 1-5. Total: 17-115.

TEAM STATS

	NE	PIT
First Downs	20	14
3rd Down Efficiency	3/14	5/18
Total Net Yards	349	217
Net Yards Rushing	53	125
Net Yards Passing	296	92
Sacks Allowed/Yards	0/0	3/23
Punts (Number/Avg.)	5/45.4	11/43.2
Penalties/Yards	3/25	10/72
Fumbles/Lost	4/1	1/0
Time of Possession	25:58	34:02

Actual Attendance: 51,358
Time: 3:07

Tickets Distributed: 59,600
45 Degrees, Mostly Cloudy and Breezy

Game #13

NEW ENGLAND 7, CINCINNATI 2

December 12, 1993

Foxboro Stadium

CINCINNATI BENGALS (1-11)	0	0	0	2	-	2
NEW ENGLAND PATRIOTS (1-11)	0	7	0	0	-	7

The New England Patriots snapped a seven-game losing streak by defeating the Cincinnati Bengals, 7-2, at Foxboro Stadium. The game, played in front of 29,794 fans who braved frigid conditions, improved the Patriots record to 2-11 while the Bengals fell to 1-12. After a scoreless first quarter, the Patriots drove to the Cincinnati nine-yard line before stalling and a subsequent field goal attempt by Scott Sisson sailed wide right. As the half came to a close, New England drove 42 yards on five plays, capped by a eight-yard touchdown pass from QB Drew Bledsoe to TE Ben Coates with 25 seconds left in the half.

The score stayed 7-0 until late into the fourth quarter as both teams were unable to sustain any offensive drives. Cincinnati caught a break when Patriots P Mike Saxon mishandled the snap from Marv Cook and the Bengals took over at the New England 30-yard line with 4:07 remaining in the game. Cincinnati drove to the Patriots' one-yard line where on fourth down and goal, the Patriots stopped RB Eric Ball short of the end zone and took over on downs. After running three plays, the Patriots took a safety when Cook snapped the ball over Saxon's head out of the end zone to make the score 7-2 with just 19 seconds left in the game. One last desperation attempt failed when Patriots S Terry Ray intercepted the ball as the clock ran out.

TEAM QTR TIME PLAY / DRIVE

New England	2	0:25	Coates 8 pass from Bledsoe (Sisson kick) -- 5/42
Cincinnati	4	0:19	Patriots snap ball out of end zone on punt for a safety

NE Rushing: Russell 29-97, Turner 5-17, Croom 6-2, Bledsoe 2-2, Gash 1-0, Saxon 1-0. Total: 44-118

CIN Rushing: Green 21-45, Klingler 3-39, Fenner 9-19, Ball 1-(-1). Total: 34-102.

NE Passing: Bledsoe 22-11-106, 1 TD, 0 Int.

CIN Passing: Klingler 25-9-89, 0 TD, 1 Int.

NE Receiving: Timpson 3-35, Coates 3-21, Brisby 2-28, Croom 2-16, Cook 1-6. Total: 11-106.

CIN Receiving: Robinson 3-29, McGee 2-23, Fenner 2-20, Query 2-17. Total: 9-89.

TEAM STATS	NE	CIN
First Downs	16	11
3rd Down Efficiency	6/16	3/15
Total Net Yards	224	165
Net Yards Rushing	118	102
Net Yards Passing	106	63
Sacks Allowed/Yards	0/0	4/26
Punts (Number/Avg.)	6/36.0	8/42.5
Penalties/Yards	4/38	9/55
Fumbles/Lost	2/0	1/0
Time of Possession	32:10	27:50

Actual Attendance: 29,794
Time: 2:58

Tickets Distributed: 40,889
34 Degrees, Sunny and Windy

Game #14**NEW ENGLAND 20, CLEVELAND 17**

December 19, 1993

Cleveland Stadium (Cleveland, Ohio)

NEW ENGLAND PATRIOTS (2-11)	0	0	0	2	-	2
CLEVELAND BROWNS (6-7)	0	7	0	0	-	7

The New England Patriots won their second game in a row by defeating the Cleveland Browns, 20-17, along the shores of Lake Erie at Cleveland Stadium. The game, played in front of 48,618 fans, improved the Patriots record to 3-11 while the Browns fell to 6-8. Cleveland opened the scoring when QB Vinny Testaverde hit WR Keenan McCardell with a 10-yard touchdown pass to culminate a nine-play, 64-yard drive. The Patriots cut the lead to 7-3 when Matt Bahr, acquired during the week, kicked a 23-yard field goal early in the second quarter. The Browns extended their lead to 14-3 when Testaverde again connected with McCardell on another 10-yard touchdown play. New England closed the gap to 14-10 when QB Drew Bledsoe hit RB Kevin Turner on a six-yard touchdown pass on fourth down with 56 seconds left in the half.

New England made the score 14-13 when Bahr kicked a 34-yard field goal to cap a 14-play, 61-yard drive late in the third quarter. The Browns went ahead 17-13 with 10:02 left in the game when Matt Stover kicked a 23-yard field goal. The Patriots went ahead 20-17 when they drove 80 yards on 10 plays, highlighted by a 49-yard run by RB Kevin Turner, capping the drive with a four-yard touchdown run by RB Leonard Russell. The Browns' last gasp was stopped when CB Maurice Hurst intercepted Testaverde and the Patriots were able to run out the clock.

TEAM QTR TIME PLAY / DRIVE

Cleveland	1	1:04	McCardell 10 pass from Testaverde (Stover kick)-10/94
New England	2	11:14	Bahr 23 field goal -- 10/67
Cleveland	2	5:33	McCardell 10 pass from Testaverde (Stover kick) -9/64
New England	2	0:56	Turner 6 pass from Bledsoe (Bahr kick) -- 7/27
New England	3	4:05	Bahr 34 field goal -- 14/61
Cleveland	4	10:02	Stover 23 field goal -- 12/51
New England	4	2:02	Russell 4 run (Bahr kick) -- 11/80

NE Rushing: Turner 4-63, Russell 14-38, Bledsoe 4-9, Gash 3-6, Croom 2-4. Total: 27-120.

CLE Rushing: Metcalf 12-48, Vardell 14-33, Testaverde 1-(-1). Total: 27-80.

NE Passing: Bledsoe 47-19-210, 1 TD, 1 Int.

CLE Passing: Testaverde 31-21-297, 2 TD, 2 Int.

NE Receiving: Brisby 6-77, Timpson 3-42, Coates 3-36, Turner 3-17, Croom 1-14, Russell 1-11, Cook 1-7, Crittenden 1-6. Total: 19-210.

CLE Receiving: Metcalf 8-81, Carrier 4-81, McCardell 4-51, Kinchen 2-46, Hoard 1-17, Williams 1-14, Vardell 1-7. Total: 21-297.

TEAM STATS

	NE	CLE
First Downs	23	18
3rd Down Efficiency	7/17	5/11
Total Net Yards	323	377
Net Yards Rushing	120	80
Net Yards Passing	203	297
Sacks Allowed/Yards	1/7	0/0
Punts (Number/Avg.)	5/39.6	4/39.3
Penalties/Yards	3/15	10/83
Fumbles/Lost	0/0	1/1
Time of Possession	29:12	30:48

Actual Attendance: 48,618
Time: 3:08

Tickets Distributed: 51,073
38 Degrees and Cloudy

Game #15**NEW ENGLAND 38, INDIANAPOLIS 0**

December 26, 1993

Foxboro Stadium

INDIANAPOLIS COLTS (4-10)	0	0	0	0	-	0
NEW ENGLAND PATRIOTS (3-11)	7	10	14	7	-	38

The New England Patriots won their third game in a row by defeating the Indianapolis Colts, 38-0, in 19 degree temperatures at Foxboro Stadium. The game, played in front of 26,571 fans, improved the Patriots record to 4-11 while the Colts fell to 4-11. The Patriots opened the scoring when RB Leonard Russell capped a nine-play, 69-yard drive to make the score 7-0 and increased the lead to 10-0 when Matt Bahr kicked a 19-yard field goal midway in the second quarter. The Patriots extended the lead to 17-0 with five seconds left in the second quarter when TE Marv Cook caught a one-yard touchdown pass from QB Drew Bledsoe to cap a 55-yard drive that took just 32 seconds to complete.

New England increased the lead to 24-0 late in the third quarter when Bledsoe connected with WR Michael Timpson on a 30-yard touchdown pass. It became 31-0 when Russell scored his second touchdown of the game, this time from three yards out. The Patriots finished the scoring by taking a 38-0 lead when rookie RB Corey Croom capped a 16-play, 70-yard drive by running five yards for a touchdown on a fourth down play.

TEAM	QTR	TIME	PLAY / DRIVE
New England	1	9:41	Russell 2 run (Bahr kick) -- 9/69
New England	2	7:16	Bahr 19 field goal -- 10/47
New England	2	0:05	Cook 1 pass from Bledsoe (Bahr kick) -- 4/55
New England	3	5:00	Timpson 30 pass from Bledsoe (Bahr kick) -- 11/86
New England	3	2:45	Russell 3 run (Bahr kick) -- 4/12
New England	4	5:12	Croom 5 run (Bahr kick) -- 16/70

NE Rushing: Russell 26-138, Croom 21-93, Turner 5-16, Gash 4-6, Bledsoe 1-2, Saxon 1-2. Total: 58-257.

IND Rushing: Culver 8-15, Potts 7-14, Johnson 3-8. Total: 18-37.

NE Passing: Bledsoe 11-9-143, 2 TD, 0 Int.

IND Passing: George 25-13-110, 0 TD, 0 Int.

NE Receiving: Turner 3-32, Timpson 2-59, Coates 2-44, Gash 1-7, Cook 1-1. Total: 9-143.

IND Receiving: Langhorne 4-45, Hester 4-44, Potts 2-7, Cash 1-7, Toner 1-5, Johnson 1-2. Total: 13-110.

TEAM STATS	NE	IND
First Downs	24	7
3rd Down Efficiency	8/14	3/12
Total Net Yards	400	136
Net Yards Rushing	257	37
Net Yards Passing	143	99
Sacks Allowed/Yards	0/0	2/11
Punts (Number/Avg.)	2/35.5	6/29.8
Penalties/Yards	3/24	6/45
Fumbles/Lost	1/0	3/1
Time of Possession	38:28	21:32

Actual Attendance: 26,571
Time: 2:38

Tickets Distributed: 35,901
19 Degrees, Sunny and Windy
Windchill -21

Game #16

NEW ENGLAND 33, MIAMI 27 (OT)

January 2, 1994

Foxboro Stadium

MIAMI DOLPHINS (9-6)	0	7	3	17	0	27
NEW ENGLAND PATRIOTS (4-11)	3	7	7	10	6	33

The New England Patriots finished the 1993 season by winning their fourth game in a row, defeating the Miami Dolphins, 33-27 in overtime, in surprisingly comfortable 48 degree temperatures at Foxboro Stadium. The game, played in front of a sold-out crowd improved the Patriots record to 5-11 while the Dolphins fell to 9-7 and missed the playoffs. The Patriots took a 10-0 lead in the second quarter when TE Ben Coates caught an 11-yard touchdown pass from QB Drew Bledsoe to complete a 16-play, 89-yard drive.

The Patriots built a 17-10 advantage when WR Vincent Brisby caught an 11-yard touchdown pass from Bledsoe, completing a 13-play, 75-yard drive. The Dolphins took their first lead of the game, 24-20, when RB Terry Kirby ran 15 yards for a touchdown, but the Patriots went back ahead 27-24 when Coates caught his second touchdown pass of the game, again from 11 yards out with 1:14 left in the game. Miami then drove 60 yards on 11 plays and tied the game 27-27 with six seconds left in regulation when Pete Stoyanovich kicked a 24-yard field goal.

After two Miami possessions and one Patriot possession in overtime, New England drove 68 yards on three plays and on first down, Bledsoe threw his fourth touchdown pass of the game, this time a 36-yarder to WR Michael Timpson to give the Patriots a dramatic 33-27 overtime victory. Bledsoe completed 27 of 43 passes for 329 yards, four TDs and one interception while Mitchell finished with 22 completions on 40 attempts for 259 yards and a touchdown. Higgs led all rushers with 77 yards on 18 carries while Patriots RB Kevin Turner led all players with eight receptions for 61 yards.

TEAM	QTR	TIME	PLAY/DRIVE
New England	1	4:19	Bahr 31 field goal -- 12/50
New England	2	6:04	Coates 11 pass from Bledsoe (Bahr kick) -- 16/89
Miami	2	1:07	Higgs 5 run (Stoyanovich kick) -- 10/71
Miami	3	13:06	Stoyanovich 29 field goal -- 4/5
New England	3	3:35	Brisby 11 pass from Bledsoe (Bahr kick) -- 13/75
Miami	4	11:32	Ingram 9 pass from Mitchell (Stoyanovich kick) -- 8/3
New England	4	8:09	Bahr 37 field goal -- 6/51
Miami	4	3:40	Kirby 15 run (Stoyanovich kick) -- 8/68
New England	4	1:14	Coates 11 pass from Bledsoe (Bahr kick) -- 10/75
Miami	4	0:06	Stoyanovich 24 field goal -- 11/60
New England OT	10:16		Timpson 36 pass from Bledsoe -- 3/68

NE Rushing: Russell 20-28, Bledsoe 6-27, Croom 2-6, Turner 3-5, Gash 1-2. Total: 32-68.

MIA Rushing: Higgs 18-77, Kirby 9-31, Mitchell 3-11. Total: 30-119.

NE Passing: Bledsoe 43-27-329, 4 TDs, 1 Int.

MIA Passing: Mitchell 40-22-259, 1 TD, 0 Int., Byars 1-0-0, 0 TD, 0 Int. Total: 41-22-259, 1 TD, 0 Int.

NE Receiving: Turner 8-61, Coates 6-65, Brisby 6-69, Timpson 4-75, Russell 2-15, Croom 1-14. Total: 27-329.

MIA Receiving: Ingram 5-61, Byars 4-33, Fryar 3-41, Jackson 3-28, Kirby 3-20, Baty 1-26, Martin 1-24, McDuffie 1-18, Higgs 1-8. Total: 22-259.

TEAM STATS	NE	MIA
First Downs	25	23
3rd Down Efficiency	8/15	7/15
Total Net Yards	397	349
Net Yards Rushing	68	119
Net Yards Passing	329	230
Sacks Allowed/Yards	0/0	4/29
Punts (Number/Avg.)	2/17.0	4/34.0
Penalties/Yards	5/34	7/40
Fumbles/Lost	2/1	1/0
Time of Possession	31:39	33:05

Actual Attendance: 53,883
Time: 3:34

Tickets Distributed: 60,290
48 Degrees, Sunny

HISTORY



PATRIOTS 35TH ANNIVERSARY TEAM

A panel of local media members recently selected the Patriots' 35th Anniversary Team. There are 11 offensive players, 12 defensive players and three specialists listed below.

OFFENSE

Position	Player	Years Played
Quarterback	Steve Grogan	1975-90
Running Back	Jim Nance	1965-71
Running Back	Sam Cunningham	1973-79, 81-82
Wide Receiver	Stanley Morgan	1977-89
Wide Receiver	Gino Cappelletti	1960-70
Tight End	Russ Francis	1975-80, 87-88
Tackle	Bruce Armstrong	1987-present
Tackle	Tom Neville	1965-77
Guard	John Hannah	1973-85
Guard	Sam Adams	1972-80
Center	Jon Morris	1964-74

DEFENSE

Position	Player	Years Played
Defensive End	Julius Adams	1971-79, 85-87
Defensive End	Larry Eisenhauer	1961-69
Defensive Tackle	Houston Antwine	1961-71
Defensive Tackle	Jim Lee Hunt	1961-71
Linebacker	Andre Tippett	1982-93
Linebacker	Nick Buoniconti	1962-68
Linebacker	Steve Nelson	1974-87
Linebacker	Sam Hunt	1974-79
Cornerback	Mike Haynes	1976-82
Cornerback	Raymond Clayborn	1977-89
Safety	Fred Marion	1982-91
Safety	Ron Hall	1961-67


SPECIALISTS

Position	Player	Years Played
Kicker	Gino Cappelletti	1960-70
Punter	Rich Camarillo	1981-87
Specialist	Mosi Tatupu	1978-90

Coach: Chuck Fairbanks (1973-78)

PATRIOTS HALL OF FAME

There are currently seven former Patriots who have been elected into the Patriots Hall of Fame (an eighth will be added in August). Of those, five players have had their jersey numbers retired – Gino Cappelletti (20), Steve Nelson (57), John Hannah (73), Jim Lee Hunt (79) and Bob Dee (89).



Nick Buoniconti



Gino Cappelletti



Bob Dee



John Hannah



Jim Lee Hunt



Steve Nelson



Babe Parilli

HISTORICAL DATES

1959

- Nov. 16 American Football League's eighth and final franchise is awarded to William H. Sullivan, Jr.
- Nov. 22 Northwestern RB Ron Burton is selected as first draft choice and Syracuse RB Gerhardt Schwedes is made first territorial choice.
- Dec. Mike Holovak is named director of player personnel. He is the first executive hired.
- Dec. 20 Clemson QB Harvey White becomes the first player to sign a Boston Patriots contract.

1960

- Feb. 8 Lou Saban is appointed first head coach.
- Feb. 20 As the result of a public contest, the team nickname of Patriots is chosen. The Patriots also announce that the team colors will be red, white and blue.
- April 1 Boston University Field is named as the Patriots' first home.
- April 2 Patriots become first pro team in history to issue public stock.
- April 19 Uniformed Patriot centering football (creative work of Boston—Worcester cartoonist Phil Bissell) is adopted as team logo.
- July 4 Team opens first training camp at the University of Massachusetts, 350 players attend.
- July 30 In the AFL's first ever preseason game, the Patriots defeat Buffalo 28-7 at War Memorial Stadium. Patriots DE Bob Dee recovered a fumble for the league's first touchdown.
- Aug. 14 Patriots play their first home game ever at Harvard Stadium, a 24-14 loss to the Dallas Texans before 11,000 fans.
- Sept. 9 In their first regular season game, the Patriots open with a 13-10 loss to Denver at B.U. Field before a crowd of 21,597.
- Sept. 16 DB Chuck Shonta recovered a fumble on the final play of the game and ran for a touchdown to give the Patriots their first victory with a 28-24 advantage over the N.Y. Titans at the Polo Grounds in New York.

1961

- Oct. 10 Mike Holovak replaces Lou Saban as head coach.
- Oct. 20 The Patriots' game with the Buffalo Bills at Boston University is postponed due to the threat of a hurricane. The game was played two days later (10/22) and the Patriots scored a 52-21 victory.
- Dec. 17 The Patriots ended the season with a 41-0 shutout over San Diego to finish with a 9-4-1 record, second in the AFL Eastern Division. The 41-point margin of victory remains the largest shutout victory in Patriots history.

1962

- Sept. 16 Opened the season at Harvard Stadium and beat the Houston Oilers 34-21. The Patriots played the remainder of their games at Boston University Field.
- Nov. 18 QB Babe Parilli suffers a broken collar bone in a game at Houston. The Patriots lost the game and their first-place standing in the division.
- Dec. 12 The Oakland Raiders claim one of the AFL's most shocking upsets with a 20-0 victory over the Patriots in the season finale. It was the Raiders' only victory of the season and knocked the Patriots out of championship contention.

1963

- Oct. 11 Patriots play their first game in Fenway Park and beat Oakland 20-14.
- Dec. 28 With a 26-8 victory over Buffalo, the Patriots win the AFL's Eastern Division title in the league's only season-ending tie-breaker game.

1964

- Jan. 5 The Patriots lose the AFL title game, 51-10, to the Chargers at San Diego.
- Dec. 20 Gino Cappelletti finished the season with 155 total points, currently ranking third in NFL history.

1966

Rommie Loudd becomes the first African-American assistant coach in the AFL when Mike Holovak adds him to the Patriots' coaching staff prior to the 1966 season. The following season, Loudd was named director of player personnel.

- Dec. 17 Jim Nance rushes for 78 yards against the New York Jets in the season finale giving him 1,458 yards rushing for the season, a Patriots single-season team record. Nance was later awarded the league's Most Valuable Player honors.

1967

- Aug. 13 Patriots played the Baltimore Colts of the NFL in a preseason game. It was the first time the Patriots had played an NFL team. The Patriots lost the game 33-3.
- Dec. 17 Jim Nance finishes the season with 1,216 yards rushing and becomes the first player in AFL history to rush for over 1,000 yards in back-to-back seasons. He remains the only Patriot to have accomplished the feat.

1968

- Nov. 10 Gino Cappelletti became the first player in AFL history to score more than 1,000 points in his career. He reached the milestone on a 19-yard touch-down reception from Tom Sherman.

1969

- Jan. 30 Patriots appoint Clive Rush as vice president and head coach.

1970

- April 4 Foxboro selected as the new playing site for the Patriots.
- Sept. 23 Official ground-breaking ceremonies begin for the construction of the Patriots' new stadium in Foxboro, Mass. The stadium opened nearly one year later.
- Nov. 12 John Mazur replaces Clive Rush as head coach.

1971

- March 22 The Boston Patriots are renamed the New England Patriots.
- Aug. 15 The Patriots make their debut at Schaefer Stadium in Foxboro. Gino Cappelletti kicked a 36-yard FG for the first points scored in the stadium as the Patriots topped the NY Giants 20-14 before 60,423 fans.

1972

- Feb. 17 Made financial history by paying first cash dividend of 15 cents per share.

1973

- Jan. 26 Chuck Fairbanks is named head coach and general manager.

1975

- Nov. 7 President William H. Sullivan, Jr. became the first majority owner in club history when he purchased additional voting stock to give him 88 per cent of the franchise's voting stock.

1976

- July 10 Patriots open their training camp for the first time at Bryant College in Smithfield, R.I. after spending the summers of 1969-75 at UMass/Amherst.
- Dec. 5 Patriots defeat New Orleans 27-6 at Foxboro to qualify for their first NFL playoff appearance and their first playoff appearance since the 1963 AFL Championship game.
- Dec. 8 Non-voting stockholders approve offer of \$15 per share made by Billy Sullivan to purchase all non-voting stock.
- Dec. 18 Lost AFC wild card playoff game to the eventual Super Bowl Champion Oakland Raiders, 24-21, in the final 10 seconds of play.

1977

- Aug. 20 Work completed on installation of new surface (Super Turf) in Schaefer Stadium.

1978

- Sept. 3 Mrs. William H. (Mary M.) Sullivan, Jr. elected to the Patriots Board of Directors.
- Dec. 10 Patriots clinch their first outright divisional championship in the club's history with a last minute 26-24 victory over Buffalo at home.
- Dec. 31 Patriots lose 31-14 to Houston in first playoff game ever played in Foxboro.

1979

- April 2 Patriots announce that Head Coach and General Manager Chuck Fairbanks has been released from his contract to assume duties as head football coach at the University of Colorado.
- April 6 Francis "Bucko" Kilroy named as the new general manager and former Patriots' offensive coordinator Ron "Fargo" Erhardt named as head coach.

- July 13 Patriots' Vice President Charles W. "Chuck" Sullivan is promoted to Executive Vice President of the club.
- Sept. 3 Former Patriots' wide receiver Darryl Stingley is named Executive Director of Player Personnel.
- Oct. 23 Jeanne Sullivan McKeigue is elected as member of the club's Board of Directors.
- Dec. 16 Patriots close out 1979 regular season with 27-23 victory over Minnesota. Harold Jackson (1,013) and Stanley Morgan (1,002) become the first and second players, respectively, in Patriots history to transcend the 1,000-yard single-season receiving mark.

1980

- Feb. 25 Paul Sonnabend resigns as Executive Director of the NFL Management Council and is appointed as Vice President and a member of the Board of Directors of the Patriots.
- April 8 William H. "Billy" Sullivan, Jr., President of the Patriots, is re-elected as Chairman of the Board of NFL Properties.

1981

- Nov. 29 FB Sam Cunningham, with 35 yards on nine carries against St. Louis at Foxboro, surpasses Jim Nance (5,323 yards on 1,323 carries) as the Patriots' all-time career rushing leader.

1982

- Jan. 15 Ron Meyer, head coach at Southern Methodist University from 1976-81, is named the eighth head coach in club history.

1983

- Jan. 8 In their first playoff appearance since 1978, the Patriots lose to the eventual AFC Champion Miami Dolphins at the Orange Bowl, 28-13.
- Feb. 16 General Manager Bucko Kilroy is promoted to the position of Vice President and Patrick Sullivan, Assistant General Manager for four years, is named General Manager.
- May 17 William F. Finucane and Jeannette Allen Keefe are elected to the Patriots' Board of Directors.
- May 23 Schaefer Stadium is renamed Sullivan Stadium in honor of the founder and driving force behind the Patriots franchise, William H. "Billy" Sullivan, Jr.
- June 29 Sullivan Stadium is officially rededicated and the Boston Pops performs a concert in the stadium that is open free-of-charge to the public.

1984

- June 1 The Patriots organize a fan advisory board, a group of season ticket holders who will help advise the Patriots on how to make Sullivan Stadium a more exciting and more pleasant place to bring a family to watch an NFL game.
- June 5 In the first-ever NFL Supplemental Draft, the Patriots select slotback Ricky Sanders of the Houston Gamblers, running back Eric Jordan of the Oakland Invaders and quarterback Walter Lewis of the Memphis Showboats.
- Aug. 10 The Patriots install a new SuperTurf surface at Sullivan Stadium. The original SuperTurf was installed in 1977.
- Oct. 25 Hall of Fame receiver Raymond Berry is named the head coach of the Patriots, replacing Ron Meyer. Berry, a former Patriots assistant coach, becomes the team's ninth head coach.

1985

- July 26 Patrick J. Sullivan, William H. Sullivan III and Mrs. Nancie Chamberlain are elected to the Patriots' Board of Directors.
- Oct. 13 Raymond Clayborn establishes a new team record for consecutive starts by starting his 111 straight game. Ray Hamilton had the old mark of 110, done from September 16, 1973 to October 26, 1980. (Clayborn continued the streak to a club-record 161 consecutive games). Clayborn celebrated the record-setting day by scoring his first professional touchdown on a 27 yard interception return.
- Dec. 28 The Patriots defeated the New York Jets, 26-14, at Giants Stadium (East Rutherford, N.J.) in the AFC wild-card game. With the victory the Patriots won their first NFL playoff game (the Patriots had an 0-3 NFL playoff record prior to the game).

1986

- Jan. 12 The Patriots beat the Miami Dolphins, 31-14, thus winning the AFC Championship. In doing so, the Patriots ended an 18-game losing streak at the Orange Bowl. It was also only the second time the Patriots won at the Orange Bowl (1966 was the other time).

- Jan. 26 The Patriots play in Super Bowl XX, going against the Chicago Bears in the Louisiana Superdome in New Orleans. The Bears won the game, 46-10. The game, shown on NBC-TV, was the third-highest rated Super Bowl in history with a 48.3 rating and a 70 share (one rating point represents 859,000 TV households; a share is the percentage of sets in use). Only the 1982 and 1983 Super Bowls had higher ratings. It was the most widely watched TV show ever with 127 million viewers (topping the previous high of 121,600,000 who watched the final MASH show of February 28, 1983). The previous high Super Bowl in terms of viewers was Super Bowl XIX between the 49ers and the Dolphins (115,880,000). Also, 300 million people in China watched the game on tape delay.
- Jan. 27 Defensive end Julius Adams retires after 15 years (all with the Patriots). Adams, the team's number two draft choice in 1971 out of Texas Southern, was the oldest active defensive lineman in the league at age 37 when he retired. He started the final 12 games of the regular season, and all four post-season games in 1985. He has the club record for games played with 210.
- June 30 John Hannah, who was selected to the Pro Bowl a team record nine times, announces his retirement from the game. He currently ranks fourth in the team's record book for games-played with 183, the standout offensive guard had been selected to the All-NFL 25-year team (from 1960-84).
- June 12 Coach Raymond Berry, who led the Patriots to the AFC Championship and Super Bowl XX in his first full season as the team's head coach, signs new five-year contract.
- Sept. 7 1985 AFC Championship banner raised at Sullivan Stadium in pregame ceremony (prior to opening game vs. Indianapolis Colts). The banner is 10 feet wide and 15 feet long. Mr. William H. Sullivan, Jr. is joined by the governors from each of the New England states.
- Sept. 21 QB Tony Eason throws for team record 414 yards (400 previous record, done by Vito "Babe Parilli in 1964). The Patriots lost to Seattle, 38-31, in the game played in Foxboro. Eason was 26 of 45 with three TDs and no interceptions.
- Dec. 7 WR Stanley Morgan establishes a new team record for catches in one season with his 67th catch (had five catches on the day). Morgan, who finished the season with 84 catches, broke Derrick Ramsey's previous mark of 66 catches, done in 1984.
- Dec. 31 NEP Partners purchase a three-year option to buy the Patriots.

1987

- Sept. 13 Patriots become first NFL team to have its games on a French-speaking radio network on a regular basis. CKLM—a 50,000-watt station out of Laval, Quebec, Canada—was the flagship station (others were CJSA in Ste. Agathe, Que.; CKSL in St. Jovite, Que., and CJER in St. Jerome, Que.). Pierre Donais was the announcer.
- Sept. 13 Patriots begin four-year, five-million dollar contract with WHDH-Boston.
- Nov. 29 Cornerback Raymond Clayborn ends his consecutive games played streak at 161 when he couldn't play vs. Philadelphia at Sullivan Stadium due to knee injury suffered the week before vs. Indianapolis Colts on November 22nd. Clayborn, who went on IR on November 24th (spent rest of season on list), broke Gino Cappelletti's record of 152 consecutive games-played and Ray Hamilton's 110 consecutive starts.

1988

- July 11 The Patriots retire the number 57 worn by 14-year linebacker Steve Nelson, who retired following the 1987 season. Nelson played in three Pro Bowls and led the team in tackles for eight years.
- July 28 Victor K. Kiam II, the owner and chief executive officer of Remington Products, Inc. of Bridgeport, Conn., agrees to purchase the team from William H. Sullivan, Jr.
- Oct. 28 Victor K. Kiam II becomes majority owner of the Patriots. He will be chairman of the team. Francis W. Murray, the minority owner, is the vice chairman. William H. Sullivan, Jr., the founder and previous owner, remains as the team's president. The Kiam, Murray and Sullivan team is known as KMS Limited.
- Dec. 4 Veteran wide receiver Stanley Morgan catches his 500th career pass, on a 19-yarder (26 seconds remaining in the first quarter) vs. Seattle.

1989

- Jan. 6 Running back John Stephens is named the Old Spice/NFL Rookie of the Year.

1990

- Sullivan Stadium is renamed Foxboro Stadium.
- Feb. 27 Rod Rust is named the head coach of the Patriots, replacing Raymond Berry (who was relieved of his duties on Feb. 26). Rust, a former Patriots' defensive coordinator, becomes the team's 10th head coach.
- Mar. 14 Former Patriots offensive guard John Hannah and cornerback Mike Haynes are selected to the National Football League's All-1980's team, while current linebacker Andre Tippett was named to the second-team.
- Dec. 20 Sam Jankovich, the University of Miami's Athletic Director from 1982-90, is named the chief executive officer of the Patriots.

1991

- Jan. 7 Dick MacPherson is named head coach of the Patriots, replacing Rod Rust (who was relieved of his duties on Jan. 4). MacPherson, Syracuse University's head coach for the past 10 seasons, becomes the team's 11th head coach.
- May 3 The installation of a natural grass playing surface at Foxboro Stadium is completed.
- July 27 Former Patriots offensive guard John Hannah is inducted into the NFL Hall of Fame in Canton, Ohio.

1992

- May 11 James B. Orthwein purchases the controlling interest of the Patriots from Victor K. Kiam. Orthwein becomes Chairman of the Board of the club while Francis W. Murray, the club's minority owner, becomes President. Sam Jankovich remains the Chief Executive Officer.
- May 21 Patriots begin two-year deal with WLVI-TV (Channel 56) that gives the station the right to televise the team's preseason games as well as a weekly in-season Patriots magazine show.
- August Gino Cappelletti and Nick Buoniconti are inducted into the Patriots Hall of Fame.

1993

- Jan. 9 Sam Jankovich, the Patriots' chief executive officer for the past two seasons, resigns.
- Jan. 21 Bill Parcells is named head coach of the Patriots, replacing Dick MacPherson (who was relieved of his duties on Jan. 8). Parcells, a two-time Super Bowl winner with the New York Giants, becomes the team's 12th head coach. In addition, Patrick Forte is named Executive Vice President, Football Operations and James Hausmann is named Executive Vice President, Business Operations.
- Feb. 25 Patriots designate linebacker Vincent Brown as the club's first transitional player under the new Collective Bargaining Agreement.
- March 31 Patriots Owner and Chairman James Orthwein unveils new logo and uniforms at a press conference at the Four Seasons Hotel in Boston. The new icon features a streamlined head of a minuteman while the primary color of the uniforms changes from red to blue.
- Aug. 18 Bob Dee, Jimmie Lee Hunt, Steve Nelson and Babe Parilli are inducted into the Patriots Hall of Fame.

1994

- Jan. 21 Robert K. Kraft becomes the Patriots fourth owner in the club's 35-year history with an agreement to purchase the team from James Orthwein.
- Feb. 25 The sale of the Patriots from James Orthwein to Robert K. Kraft becomes official.
- Feb. 26 Patriots fans respond to the sale by purchasing 5,958 season tickets, a Patriots single-day sales record.
- May 12 Andre Tippett is appointed director of player resources upon his announced retirement.
- June 1 Second round draft choice Kevin Lee becomes the 10th and final 1994 Patriots draft choice to sign a contract. The 37-day signing period is the fastest reported to the league since the 1970 AFL-NFL merger.

PRESEASON STANDINGS

Team	W	L	T	Pct.	PF	PA	Attendance
Atlanta	5	5	0	.500	236	246	391,289
Buffalo	6	7	0	.462	191	201	211,895
Chicago	1	0	0	1.000	27	17	50,892
Cincinnati	1	2	0	.333	52	53	71,609
Cleveland	1	2	0	.333	57	52	111,733
Dallas	0	1	0	.000	21	36	50,118
Denver	2	5	0	.286	162	155	191,712
Detroit	1	3	0	.250	73	128	159,682
Green Bay	6	3	0	.667	181	143	377,557
Houston	0	5	0	.000	57	133	138,729
Indianapolis	0	2	0	.000	17	67	72,099
Kansas City	3	3	0	.500	132	112	174,795
LA Raiders	5	5	1	.500	245	214	384,161
LA Rams	3	4	0	.429	127	132	360,655
Miami	1	1	0	.500	19	30	33,003
Minnesota	2	1	0	.667	84	54	121,370
New Orleans	3	3	0	.500	116	120	252,495
NY Giants	3	8	0	.273	167	207	442,633
NY Jets	2	10	0	.167	129	298	238,110
Philadelphia	4	6	0	.400	182	183	378,475
Phoenix	1	1	0	.500	21	62	73,809
Pittsburgh	1	4	0	.200	66	122	228,715
San Diego	2	5	0	.286	118	178	175,438
San Francisco	0	2	0	.000	22	37	69,728
Seattle	1	1	0	.500	40	42	105,693
Tampa Bay	1	2	0	.333	48	101	165,959
Washington	5	5	0	.500	218	224	332,226
TOTALS	60	96	1	.377	2808	3347	5,364,580

PRESEASON RESULTS

Date	Site (Attendance)	Score
1960	(4-1-0)	
7/30	at Buffalo (16,000)	Patriots 28, Bills 7
8/ 5	at Providence (4,706)	Patriots 43, Broncos 6
8/14	at Boston (11,000)	Texans 24, Patriots 14
8/21	at Worcester, Mass. (7,500)	Patriots 21, Bills 7
8/28	at Amherst, Mass. (4,000)	Patriots 28, Raiders 14
1961	(3-1-0)	
8/10	at Boston (15,387)	Patriots 14, Titans 3
8/19	at Philadelphia (73,916)	Titans 17, Patriots 7
8/25	at Providence (4,762)	Patriots 28, Bills 10
9/ 1	at Buffalo (9,022)	Patriots 15, Bills 12
1962	(2-3-0)	
8/11	at Providence (9,000)	Raiders 21, Patriots 20
8/15	at Buffalo (22,112)	Patriots 12, Bills 7
8/18	at New Orleans (31,000)	Oilers 20, Patriots 10
8/25	at Lowell, Mass. (11,118)	Patriots 17, Titans 10
9/ 1	at Boston (8,783)	Bills 7, Patriots 6
1963	(0-5-0)	
8/ 4	at Oakland (9,721)	Raiders 24, Patriots 17
8/10	at San Diego (16,427)	Chargers 50, Patriots 17
8/14	at Lowell, Mass. (9,387)	Oilers 21, Patriots 20
8/24	at Buffalo (17,697)	Bills 24, Patriots 14
9/ 1	at New Brunswick, N.J. (12,500)	Jets 22, Patriots 20
1964	(0-5-0)	
8/ 9	at Boston (20,087)	Oilers 38, Patriots 7
8/18	at Lowell, Mass. (6,390)	Jets 23, Patriots 7
8/22	at New Brunswick, N.J. (11,500)	Jets 21, Patriots 20
8/28	at Buffalo (12,566)	Bills 24, Patriots 14
9/ 5	at Denver (20,568)	Broncos 27, Patriots 17
1965	(0-5-0)	
8/ 8	at Boston (23,674)	Bills 23, Patriots 0
8/13	at Allentown, Pa. (18,000)	Jets 26, Patriots 16
8/21	at Houston (30,142)	Oilers 27, Patriots 6
8/28	at Norfolk, Va. (9,217)	Jets 17, Patriots 0
9/ 4	at Kansas City (15,157)	Chiefs 34, Patriots 7

Date	Site (Attendance)	Score
1966	(1-3-0)	
8/7	at Boston (23,291)	Bills 19, Patriots 13
8/20	at Anaheim (36,038)	Patriots 21, Raiders 10
8/27	at San Diego (11,894)	Chargers 31, Patriots 13
9/1	at Mobile, Ala. (22,000)	Jets 41, Patriots 3
1967	(1-3-0)	
8/4	at Bridgeport, Conn. (16,000)	Jets 55, Patriots 13
8/13	at Boston (29,313)	Colts 33, Patriots 3
8/20	at Rochester, N.Y. (15,300)	Patriots 13, Bills 10
8/26	at Boston (15,523)	Redskins 13, Patriots 7
1968	(1-3-0)	
8/10	at New Orleans (54,400)	Saints 19, Patriots 0
8/17	at Richmond, Va. (14,000)	Jets 25, Patriots 3
8/23	at Jacksonville, Fla. (15,003)	Patriots 19, Dolphins 17
9/2	at Boston (31,404)	Eagles 22, Patriots 20
1969	(2-3-0)	
8/10	at Bowling Green (16,900)	Patriots 21, Bengals 13
8/17	at Boston (24,084)	Falcons 34, Patriots 16
8/25	at Montreal (8,212)	Lions 22, Patriots 9
8/31	at Jacksonville, Fla. (18,375)	Patriots 26, Broncos 10
9/6	at Birmingham (18,000)	Dolphins 13, Patriots 0
1970	(0-4-0)	
8/16	at Boston (25,584)	Redskins 45, Patriots 21
8/29	at Jackson, Miss. (32,000)	Saints 26, Patriots 0
9/4	at Shreveport, La. (22,000)	Steelers 31, Patriots 3
9/11	at Salt Lake City, Utah (17,832)	Broncos 16, Patriots 14
1971	(1-5-0)	
8/8	at Minneapolis (31,813)	Vikings 17, Patriots 10
8/15	at Foxboro (60,423)	Patriots 20, Giants 14
8/22	at Buffalo (31,610)	Bills 28, Patriots 14
8/29	at Foxboro (53,271)	Rams 31, Patriots 21
9/5	at Foxboro (48,631)	Falcons 45, Patriots 35
9/10	at Memphis, Tenn. (28,082)	Jets 38, Patriots 9
1972	(2-4-0)	
8/5	at Oakland (53,661)	Raiders 31, Patriots 24
8/12	at Philadelphia (30,000)	Eagles 29, Patriots 20
8/20	at Foxboro (50,892)	Patriots 27, Bears 17
8/27	at Foxboro (51,470)	Giants 31, Patriots 10
9/2	at Denver (37,128)	Broncos 49, Patriots 24
9/10	at Foxboro (47,684)	Patriots 34, Lions 30
1973	(1-5-1)	
7/28	at Canton, Ohio (19,685)	49ers 20, Patriots 7
8/5	at Foxboro (43,914)	Patriots 17, Raiders 17
8/12	at Foxboro (49,209)	Giants 13, Patriots 7
8/18	at Atlanta (56,239)	Falcons 27, Patriots 10
8/25	at New Orleans (64,131)	Patriots 31, Saints 6
9/2	at Foxboro (50,369)	Redskins 35, Patriots 14
9/7	at Detroit (50,104)	Lions 34, Patriots 21
1974	(4-2-0)	
8/2	at Washington (16,405)	Patriots 21, Redskins 16
8/11	at Foxboro (17,992)	Giants 21, Patriots 6
8/18	at Foxboro (20,546)	Patriots 7, Saints 3
8/24	at San Diego (18,903)	Patriots 23, Chargers 14
8/31	at Spokane, Wash. (18,000)	Broncos 27, Patriots 21
9/8	at Foxboro (35,412)	Patriots 27, Eagles 17
1975	(3-2-0)	
8/10	at Foxboro (40,726)	Giants 28, Patriots 14
8/17	at Foxboro (40,218)	Patriots 36, Vikings 10
8/22	at Philadelphia (40,156)	Eagles 24, Patriots 10
8/30	at Milwaukee (51,769)	Patriots 20, Packers 17 (OT)
9/7	at Foxboro (39,502)	Patriots 31, Chargers 24
1976	(3-3-0)	
8/1	at Foxboro (30,032)	Patriots 13, Giants 7 (OT)
8/6	at Norman, Ok. (23,800)	Chargers 26, Patriots 17
8/15	at Foxboro (30,552)	Packers 16, Patriots 14
8/21	at Atlanta (30,619)	Patriots 28, Falcons 17
8/30	at Cleveland (36,016)	Browns 30, Patriots 27
9/5	at Foxboro (32,254)	Patriots 27, Eagles 7
1977	(5-1-0)	
8/6	at E. Rutherford, N.J. (44,471)	Patriots 19, Giants 3
8/13	at Milwaukee (53,244)	Patriots 38, Packers 3
8/22	at Philadelphia (28,025)	Eagles 21, Patriots 10
8/28	at Foxboro (43,779)	Patriots 13, Steelers 10 (OT)
9/4	at Foxboro (41,053)	Patriots 45, Redskins 7
9/11	at Foxboro (41,346)	Patriots 29, Falcons 10
1978	(4-0-0)	
8/5	at Los Angeles (60,134)	Patriots 14, Rams 7
8/12	at Oakland (53,335)	Patriots 21, Raiders 7

8/20	at Foxboro (39,043)	Patriots 24, Chiefs 7
8/27	at Foxboro (42,696)	Patriots 21, Browns 10
1979	(2-2-0)	
8/4	at Atlanta (59,725)	Patriots 37, Falcons 14
8/12	at Foxboro (44,955)	Rams 15, Patriots 3
8/19	at Foxboro (45,518)	Patriots 35, Raiders 14
8/24	at Denver (75,103)	Broncos 20, Patriots 17 (OT)
1980	(1-3-0)	
8/11	at Anaheim (66,656)	Patriots 35, Rams 31
8/16	at Oakland (41,649)	Raiders 31, Patriots 29
8/24	at Foxboro (45,207)	Eagles 23, Patriots 17
8/29	at Seattle (64,759)	Seahawks 30, Patriots 23
1981	(4-0-0)	
8/10	at Anaheim (69,006)	Patriots 34, Rams 21
8/15	at Tampa, Fla. (66,553)	Patriots 17, Buccaneers 16
8/22	at Foxboro (43,032)	Patriots 23, Raiders 21
8/30	at Foxboro (44,078)	Patriots 19, Redskins 10
1982	(1-3-0)	
8/14	at Knoxville, Tenn. (93,251)	Steelers 24, Patriots 20
8/20	at Philadelphia (56,431)	Eagles 14, Patriots 7
8/28	at Dallas (50,118)	Cowboys 36, Patriots 21
9/4	at Foxboro (39,888)	Patriots 41, Packers 27
1983	(0-4-0)	
8/6	at Knoxville, Tenn. (42,816)	Steelers 27, Patriots 16
8/14	at San Francisco (50,043)	49ers 17, Patriots 15
8/20	at Los Angeles (40,190)	Rams 13, Patriots 7
8/26	at Tampa Bay (52,108)	Buccaneers 41, Patriots 21
1984	(2-2-0)	
8/3	at Foxboro (34,751)	Giants 48, Patriots 20
8/11	at Buffalo (19,578)	Bills 23, Patriots 13
8/17	at Washington (35,932)	Patriots 31, Redskins 27
8/24	at Foxboro (22,721)	Patriots 36, Chiefs 7
1985	(1-3-0)	
8/10	at Foxboro (27,014)	Saints 32, Patriots 20
8/17	at Kansas City (35,162)	Patriots 31, Chiefs 13
8/23	at Washington (50,538)	Redskins 37, Patriots 36
8/31	at Los Angeles (39,911)	Rams 14, Patriots 13
1986	(4-1-0)	
8/2	at Canton, Ohio (22,739)	Patriots 21, Cardinals 16
8/10	at Foxboro (37,335)	Patriots 18, Redskins 7
8/16	at New Orleans (54,364)	Patriots 38, Saints 34
8/22	at Los Angeles (44,352)	Raiders 24, Patriots 10
8/30	at Green Bay (50,642)	Patriots 16, Packers 9
1987	(2-2-0)	
8/16	at Foxboro (50,014)	Giants 19, Patriots 17
8/23	at Foxboro (38,734)	Eagles 19, Patriots 13 (OT)
8/29	at Minneapolis (49,339)	Patriots 38, Vikings 27
9/4	at Jacksonville, Fla. (52,508)	Patriots 14, Falcons 13
1988	(1-3-0)	
8/6	at Foxboro (32,949)	Falcons 34, Patriots 30
8/13	at Memphis, Tenn. (48,113)	Oilers 27, Patriots 14
8/20	at Philadelphia (41,502)	Patriots 24, Eagles 21
8/26	at Foxboro (30,941)	Bengals 27, Patriots 21
1989	(2-2-0)	
8/12	at Foxboro (32,398)	Giants 20, Patriots 17
8/19	at St. Louis (48,746)	Patriots 17, Seahawks 12
8/26	at Atlanta (21,118)	Patriots 23, Falcons 7
9/1	at Foxboro (26,549)	Packers 16, Patriots 0
1990	(0-4-0)	
8/9	at Montreal (26,869)	Steelers 30, Patriots 14
8/18	at Jacksonville, Fla. (51,066)	Buccaneers 44, Patriots 10
8/24	at Foxboro (23,768)	Bengals 13, Patriots 10
8/31	at Foxboro (24,106)	Falcons 45, Patriots 14
1991	(1-3-0)	
8/3	at Green Bay (52,852)	Packers 28, Patriots 7
8/10	at Foxboro (16,757)	Redskins 27, Patriots 6
8/17	at Phoenix (51,070)	Cardinals 46, Patriots 0
8/24	at Foxboro (21,147)	Patriots 24, Giants 6
1992	(1-3-0)	
8/8	at Indianapolis (42,786)	Colts 34, Patriots 14
8/14	at Foxboro (18,626)	Chargers 20, Patriots 10
8/22	at Detroit (53,682)	Lions 42, Patriots 9
8/29	at Milwaukee, Wis. (47,152)	Patriots 24, Packers 10
1993	(1-3-0)	
8/7	at San Diego (46,286)	Chargers 13, Patriots 7
8/14	at Toronto, CANADA (33,021)	Browns 12, Patriots 9
8/20	at Foxboro (24,909)	Patriots 21, Packers 17
8/27	at Foxboro (46,501)	Chiefs 27, Patriots 20
31-year record: 60-96-1 (.377)		

ALL-TIME SERIES STANDINGS

(Includes Regular Season and Playoff Games)

Team	W	L	T	PCT	PF	PA
Arizona/Phoenix/St. Louis	2	6	0	.250	110	200
Atlanta	3	4	0	.429	111	158
Buffalo	34	33	1	.507	1,301	1,338
Chicago	3	3	0	.500	100	116
Cincinnati	8	7	0	.533	231	329
Cleveland	3	9	0	.250	173	251
Dallas	0	6	0	.000	117	173
Denver	12	17	0	.414	603	643
Detroit	2	3	0	.400	80	106
Green Bay	2	2	0	.500	76	116
Houston	17	15	1	.530	769	684
Indianapolis/Baltimore	27	20	0	.574	1072	860
Kansas City/Dallas Texans	7	13	3	.327	408	578
Los Angeles/ Oakland	13	13	1	.500	585	682
Los Angeles Rams	3	3	0	.500	85	80
Miami	22	34	0	.393	1,086	1,287
Minnesota	3	2	0	.600	90	131
New Orleans	5	2	0	.714	148	122
New York Giants	1	3	0	.250	48	66
New York Jets	29	38	1	.433	1,500	1,538
Philadelphia	2	5	0	.285	132	166
Pittsburgh	3	9	0	.250	193	273
San Diego	13	12	2	.519	595	567
San Francisco	1	6	0	.143	130	187
Seattle	6	7	0	.461	244	230
Tampa Bay	3	0	0	1.000	73	31
Washington	1	4	0	.200	80	114
Patriots Totals	225	276	9	.450	10,140	11,036

REGULAR SEASON RESULTS

Shading Denotes Playoff Season

1960 (Fourth in AFL-East, 5-9-0) Head Coach: Lou Saban

Date	Score	Opponent	Margin	Result	Record	Attendance
9/09	10-13	Denver	-3	L	0-1	21,597
9/16	28-24	at New York	+4	W	1-1	19,200
9/23	0-13	Buffalo	-13	L	1-2	20,732
10/08	35- 0	at Los Angeles	+35	W	2-2	18,226
10/16	14-27	Oakland (at S.F.)	-13	L	2-3	11,500
10/23	24-31	at Denver	- 7	L	2-4	12,683
10/28	16-45	Los Angeles	-29	L	2-5	13,988
11/04	34-28	Oakland	+ 6	W	3-5	8,446
11/11	38-21	New York	+27	W	4-5	11,653
11/18	42-14	Dallas	+28	W	5-5	14,721
11/25	10-24	Houston	-14	L	5-6	27,123
12/04	14-38	at Buffalo	-24	L	5-7	14,335
12/11	0-34	at Dallas	-34	L	5-8	12,000
12/18	21-37	at Houston	-16	L	5-9	22,352
Total	286-349					228,556

NOTE: All home games played at Boston University Field.

1961 (Second in AFL-East, 9-4-1)

Head Coach: Lou Saban (2-3-0), Mike Holovak (7-1-1)

Date	Score	Opponent	Margin	Result	Record	Attendance
9/09	20-21	New York	- 1	L	0-1	16,683
9/16	45-17	Denver	+28	W	1-1	14,479
9/23	23-21	at Buffalo	+ 2	W	2-1	21,504
10/01	30-37	at New York	- 7	L	2-2	15,189
10/07	27-38	San Diego	-11	L	2-3	17,748
10/13	31-31	Houston	0	T	2-3-1	15,070
10/22*	52-21	Buffalo	+31	W	3-3-1	9,398
10/29	18-17	at Dallas	+ 1	W	4-3-1	20,500
11/03	28-21	Dallas	+ 6	W	5-3-1	25,063
11/12	15-27	at Houston	-12	L	5-4-1	35,649
11/17	20-17	Oakland	+ 3	W	6-4-1	17,169
12/03	28-24	at Denver	+ 4	W	7-4-1	9,303
12/09	35-21	Oakland (at S.F.)	+14	W	8-4-1	6,500
12/17	41- 0	at San Diego	+41	W	9-4-1	21,339
Total	413-313					245,594

* Hurricane threat postponed this originally scheduled night game from Oct. 20.

NOTE: All home games played at Boston University Field.

1962 (Second in AFL-East, 9-4-1) Head Coach: Mike Holovak

Date	Score	Opponent	Margin	Result	Record	Attendance
9/08	28-42	at Dallas	-14	L	0-1	32,000
9/16	34-21	Houston	+13	W	1-1	32,276
9/21	41-16	Denver	+25	W	2-1	21,038
10/06	43-14	at New York	+29	W	3-1	14,412
10/12	7-27	Dallas	-20	L	3-2	23,874
10/19	24-20	San Diego	+4	W	4-2	20,888
10/26	26-16	Oakland	+10	W	5-2	12,514
11/03	28-28	at Buffalo	0	T	5-2-1	33,247
11/11	33-29	at Denver	+4	W	6-2-1	28,187
11/18	17-21	at Houston	-4	L	6-3-1	35,250
11/23	21-10	Buffalo	+11	W	7-3-1	20,021
11/30	24-17	New York	+7	W	8-3-1	20,015
12/09	20-14	at San Diego	+6	W	9-3-1	19,887
12/16	0-20	at Oakland	-20	L	9-4-1	8,000
Total	346-295					321,609

NOTE: All home games played at Boston University Field with exception of 9/16 game vs Houston which was played at Harvard Stadium.

1963 (First in AFL-East, 7-6-1) Head Coach: Mike Holovak

Date	Score	Opponent	Margin	Result	Record	Attendance
9/08	38-14	New York	+24	W	1-0	24,120
9/14	13-17	at San Diego	-4	L	1-1	26,097
9/22	20-14	at Oakland	+6	W	2-1	17,131
9/29	10-14	at Denver	-4	L	2-2	18,636
10/05	24-31	at New York	-7	L	2-3	16,769
10/11	20-14	Oakland	+6	W	3-3	26,494
10/18	40-21	Denver	+19	W	4-3	25,418
10/26	21-28	at Buffalo	-7	L	4-4	29,243
11/01	45-3	Houston	+42	W	5-4	31,185
11/10	6-7	San Diego	-1	L	5-5	28,402
11/17	24-24	Kansas City	0	T	5-5-1	17,270
12/01	17-7	Buffalo	+10	W	6-5-1	16,981
12/08	46-28	at Houston	+18	W	7-5-1	23,462
12/14	3-35	at Kansas City	-32	L	7-6-1	12,598
Total	327-257					313,806

EASTERN DIVISION CHAMPIONSHIP

12/28	26-8	at Buffalo	+18	W		33,044
-------	------	------------	-----	---	--	--------

AFL CHAMPIONSHIP

1/05	10-51	at San Diego	-41	L		31,270
------	-------	--------------	-----	---	--	--------

G.Total 363-316 378,120

NOTE: All home games played at Fenway Park with exception of 9/8 vs New York which was played at Boston College Alumni Stadium.

1964 (Second AFL-East, 10-3-1) Head Coach: Mike Holovak

Date	Score	Opponent	Margin	Result	Record	Attendance
9/13	17-14	at Oakland	+3	W	1-0	21,126
9/20	33-28	at San Diego	+5	W	2-0	20,568
9/27	26-10	New York	+16	W	3-0	22,716
10/04	39-10	at Denver	+29	W	4-0	15,485
10/09	17-26	San Diego	-9	L	4-1	35,006
10/16	43-43	Oakland	0	T	4-1-1	23,279
10/23	24-7	Kansas City	+17	W	5-1-1	27,400
10/31	14-35	at New York	-21	L	5-2-1	45,033
11/06	25-24	Houston	+1	W	6-2-1	28,161
11/15	36-28	at Buffalo	+8	W	7-2-1	42,308
11/20	12-7	Denver	+5	W	8-2-1	24,979
11/29	34-17	at Houston	+17	W	9-2-1	17,560
12/06	31-24	at Kansas City	+7	W	10-2-1	13,166
12/20	14-24	Buffalo	-10	L	10-3-1	38,021
Total	365-297					374,898

NOTE: All home games played at Fenway Park with exception of 9/27 vs. New York which was played at Boston College Alumni Stadium.

1965 (Third in AFL-East, 4-8-2) Head Coach: Mike Holovak

Date	Score	Opponent	Margin	Result	Record	Attendance
9/11	7-24	at Buffalo	-17	L	0-1	45,502
9/19	10-31	at Houston	-21	L	0-2	32,445
9/24	10-27	Denver	-17	L	0-3	26,782
10/03	17-27	at Kansas City	-10	L	0-4	26,773
10/08	10-24	Oakland	-14	L	0-5	24,824
10/17	13-13	San Diego	0	T	0-5-1	20,924
10/24	21-30	at Oakland	-9	L	0-6-1	20,858
10/31	22-6	at San Diego	+16	W	1-6-1	33,366
11/07	7-23	Buffalo	-16	L	1-7-1	24,415
11/14	20-30	New York	-10	L	1-8-1	18,589
11/21	10-10	Kansas City	0	T	1-8-2	13,056
11/28	27-23	at New York	+4	W	2-8-2	59,334
12/12	28-20	at Denver	+8	W	3-8-2	27,207
12/18	42-14	Houston	+28	W	4-8-2	14,508
Total	244-302					388,583

NOTE: All home games played at Fenway Park.

1994 NEW ENGLAND PATRIOTS

1966 (Second in AFL-East, 8-4-2) Head Coach: Mike Holovak

Date	Score	Opponent	Margin	Result	Record	Attendance
9/10	0-24	at San Diego	-24	L	0-1	29,539
9/18	24-10	at Denver	+14	W	1-1	25,337
9/25	24-43	Kansas City	-19	L	1-2	22,641
10/02	24-24	New York	0	T	1-2-1	27,255
10/08	20-10	at Buffalo	+10	W	2-2-1	45,542
10/23	35-17	San Diego	+18	W	3-2-1	32,371
10/30	24-21	Oakland	+3	W	4-2-1	26,941
11/06	10-17	Denver	-7	L	4-3-1	18,154
11/13	27-21	Houston	+6	W	5-3-1	23,426
11/20	27-27	at Kansas City	0	T	5-3-1	41,475
11/27	20-14	at Miami	+6	W	6-3-2	22,754
12/04	14-03	Buffalo	+11	W	7-3-2	39,350
12/11	38-14	at Houston	+24	W	8-3-2	17,100
12/17	28-38	at New York	-10	L	8-4-2	58,921
Total	315-283					430,806

NOTE: All home games played at Fenway Park.

1967 (Fifth in AFL-East, 3-10-1) Head Coach: Mike Holovak

Date	Score	Opponent	Margin	Result	Record	Attendance
9/03	21-26	at Denver	-5	L	0-1	35,488
9/09	14-28	at San Diego	-14	L	0-2	39,337
9/17	7-35	at Oakland	-28	L	0-3	26,289
9/24	23-0	at Buffalo	+23	W	1-3	45,748
10/08	*31-31	at San Diego	0	T	1-3-1	23,620
10/15	41-10	Miami	+31	W	2-3-1	23,955
10/22	14-48	Oakland	-34	L	2-4-1	25,057
10/29	23-30	at New York	-7	L	2-5-1	62,784
11/05	18-7	Houston	+11	W	3-5-1	19,422
11/12	10-33	Kansas City	-23	L	3-6-1	23,010
11/19	24-29	New York	-5	L	3-7-1	26,790
11/26	6-27	at Houston	-21	L	3-8-1	28,044
12/09	16-44	Buffalo	-28	L	3-9-1	20,627
12/17	32-41	at Miami	-9	L	3-10-1	25,969
Total	280-389					426,140

*Scheduled as home game, played at San Diego because of World Series at Fenway Park.

NOTE: All home games played in Fenway Park with exception of 10/15 vs. Miami which was played at Boston College Alumni Stadium.

1968 (Fourth in AFL-East, 4-10-0) Head Coach: Mike Holovak

Date	Score	Opponent	Margin	Result	Record	Attendance
9/08	16-7	at Buffalo	+9	W	1-0	38,865
9/22	*31-47	New York	-16	L	1-1	29,192
9/29	20-17	at Denver	+3	W	2-1	37,024
10/06	10-41	at Oakland	-31	L	2-2	44,253
10/13	0-16	Houston	-16	L	2-3	32,502
10/20	23-6	Buffalo	+17	W	3-3	21,082
10/27	14-48	at New York	-34	L	3-4	62,351
11/03	14-35	Denver	-21	L	3-5	18,304
11/10	17-27	San Diego	-10	L	3-6	19,278
11/17	17-31	at Kansas City	-14	L	3-7	48,271
11/24	10-34	Miami	-24	L	3-8	18,305
12/01	33-14	Cincinnati	+19	W	4-8	17,796
12/08	7-38	at Miami	-31	L	4-9	24,242
12/15	17-45	at Houston	-28	L	4-10	34,198
Total	229-406					445,663

*Scheduled as home game, played in Birmingham, Alabama, because of conflict with major league baseball. NOTE: All home games played at Fenway Park.

1969 (Tied for Third in AFL-East, 4-10-0) Head Coach: Clive Rush

Date	Score	Opponent	Margin	Result	Record	Attendance
9/14	7-35	at Denver	-28	L	0-1	43,679
9/21	0-31	Kansas City	-31	L	0-2	22,002
9/28	23-38	Oakland	-15	L	0-3	19,069
10/05	14-23	New York	-9	L	0-4	25,584
10/11	16-23	at Buffalo	-7	L	0-5	46,201
10/19	10-13	San Diego	-3	L	0-6	18,346
10/26	17-23	at New York	-6	L	0-7	62,298
11/02	24-0	Houston	+24	W	1-7	19,006
11/09	16-17	Miami	-1	L	1-8	19,821
11/16	25-14	at Cincinnati	+11	W	2-8	27,927
11/23	35-21	Buffalo	+14	W	3-8	25,584
11/30	38-23	Miami (at Tampa)	+15	W	4-8	32,121
12/07	18-28	at San Diego	-10	L	4-9	33,146
12/14	23-27	at Houston	-4	L	4-10	39,215
Total	266-316					433,999

NOTE: All home games played at Boston College Alumni Stadium.

1970 (Fifth in AFC-East, 2-12-0)**Head Coach: Clive Rush (1-6-0), John Mazur (1-6-0)**

<u>Date</u>	<u>Score</u>	<u>Opponent</u>	<u>Margin</u>	<u>Result</u>	<u>Record</u>	<u>Attendance</u>
9/20	27-14	Miami	+13	W	1-0	32,607
9/27	21-31	New York Jets	-10	L	1-1	36,040
10/04	6-14	Baltimore	- 8	L	1-2	38,235
10/11	10-23	at Kansas City	-13	L	1-3	50,698
10/18	0-16	New York Giants	-16	L	1-4	39,091
10/25	3-27	at Baltimore	-24	L	1-5	60,240
11/11	0-45	Buffalo	-35	L	1-6	31,148
11/08	0-31	at St. Louis	-31	L	1-7	46,466
11/15	14-16	San Diego	- 2	L	1-8	30,597
11/22	3-17	at New York Jets	-14	L	1-9	61,822
11/29	14-10	at Buffalo	+ 4	W	2-9	31,427
12/06	20-37	at Miami	-17	L	2-10	51,032
12/13	14-35	Minnesota	-21	L	2-11	37,819
12/20	7-45	at Cincinnati	-38	L	2-12	60,157
Total	149-361					697,379

NOTE: All home games played at Harvard Stadium.

1971 (Third in AFC-East, 6-8-0) Head Coach: John Mazur

<u>Date</u>	<u>Score</u>	<u>Opponent</u>	<u>Margin</u>	<u>Result</u>	<u>Record</u>	<u>Attendance</u>
9/19	20- 6	Oakland	+14	W	1-0	55,405
9/26	7-34	Detroit	-27	L	1-1	61,057
10/03	3-23	Baltimore	-20	L	1-2	61,232
10/10	20- 0	New York Jets	+20	W	2-2	61,357
10/17	3-41	at Miami	-38	L	2-3	58,822
10/24	21-44	at Dallas	-23	L	2-4	65,708
10/31	10-27	at San Francisco	-17	L	2-5	45,092
11/07	28-20	Houston	+ 8	W	3-5	53,155
11/14	38-33	Buffalo	+ 5	W	4-5	57,446
11/21	7-27	at Cleveland	-20	L	4-6	65,238
11/28	20-27	at Buffalo	- 7	L	4-7	27,166
12/05	34-13	Miami	+21	W	5-7	61,457
12/12	6-13	at New York Jets	- 7	L	5-8	63,175
12/19	21-17	at Baltimore	+ 4	W	6-8	57,942
Total	238-325					794,252

NOTE: All home games played at Schaefer Stadium.

1972 (Fifth in AFC-East, 3-11-0)**Head Coach: John Mazur (2-7-0), Phil Bengston (1-4-0)**

<u>Date</u>	<u>Score</u>	<u>Opponent</u>	<u>Margin</u>	<u>Result</u>	<u>Record</u>	<u>Attendance</u>
9/17	7-31	Cincinnati	-24	L	0- 1	60,999
9/24	21-20	Atlanta	+ 1	W	1- 1	60,999
10/01	24-23	Washington	+ 1	W	2- 1	60,999
10/08	14-38	at Buffalo	-24	L	2- 2	41,749
10/15	13-41	New York Jets	-28	L	2- 3	60,999
10/22	3-33	at Pittsburgh	-30	L	2- 4	46,081
10/29	10-24	at New York Jets	-14	L	2- 5	62,867
11/06	17-24	Baltimore	- 7	L	2- 6	60,999
11/12	0-52	at Miami	-52	L	2- 7	80,010
11/19	24-27	Buffalo	- 4	L	2- 8	60,999
11/26	0-31	at Baltimore	-31	L	2- 9	54,907
12/03	21-37	Miami	-16	L	2-10	60,999
12/10	17-10	at New Orleans	+ 7	W	3-10	64,889
12/17	21-45	at Denver	-24	L	3-11	51,656
Total	192-446					829,152

1973 (Third in AFC-East, 5-9-0) Head Coach: Chuck Fairbanks

<u>Date</u>	<u>Score</u>	<u>Opponent</u>	<u>Margin</u>	<u>Result</u>	<u>Record</u>	<u>Attendance</u>
9/16	13-31	Buffalo	-18	L	0-1	56,114
9/23	7-10	Kansas City	-3	L	0-2	57,918
9/30	23-44	at Miami	-21	L	0-3	80,047
10/07	24-16	Baltimore	+8	W	1-3	57,044
10/14	7- 9	New York Jets	-2	L	1-4	58,659
10/21	13-10	at Chicago	+3	W	2-4	55,701
10/28	14-30	Miami	-16	L	2-5	61,279
11/04	23-24	at Philadelphia	-1	L	2-6	65,070
11/11	13-33	at New York Jets	-20	L	2-7	60,737
11/18	33-24	Green Bay	+9	W	3-7	61,279
11/25	32- 0	at Houston	+32	W	4-7	27,344
12/02	30-14	San Diego	+16	W	5-7	58,150
12/09	13-37	at Buffalo	-	L	5-8	75,841
12/16	13-18	at Baltimore	-5	L	5-9	52,065
Total	258-300					827,248

1994 NEW ENGLAND PATRIOTS

1974 (Tied for Third in AFC-East, 7-7-0) Head Coach: Chuck Fairbanks

Date	Score	Opponent	Margin	Result	Record	Attendance
9/15	34-24	Miami	+10	W	1-0	55,006
9/22	28-20	at New York Giants	+ 8	W	2-0	49,267
9/29	20-14	Los Angeles	+ 6	W	3-0	61,279
10/06	42- 3	Baltimore	+39	W	4-0	59,502
10/13	24- 0	at New York Jets	+24	W	5-0	61,400
10/20	28-30	at Buffalo	- 2	L	5-1	80,020
10/27	17-14	at Minnesota	+ 3	W	6-1	48,497
11/03	28-29	Buffalo	- 1	L	6-2	61,279
11/10	14-21	Cleveland	- 7	L	6-3	61,279
11/17	16-21	New York Jets	- 5	L	6-4	61,279
11/24	27-17	at Baltimore	+10	W	7-4	38,971
12/01	26-41	at Oakland	-15	L	7-5	54,020
12/08	17-21	Pittsburgh	- 4	L	7-6	61,279
12/15	27-34	at Miami	- 7	L	7-7	79,420
Total	348-289					832,498

1975 (Fifth in AFC-East, 3-11-0) Head Coach: Chuck Fairbanks

Date	Score	Opponent	Margin	Result	Record	Attendance
9/21	0- 7	Houston	- 7	L	0- 1	54,212
9/28	14-22	Miami	- 8	L	0- 2	61,279
10/05	7-36	at New York Jets	-29	L	0- 3	61,415
10/12	10-27	at Cincinnati	-17	L	0- 4	55,856
10/19	21-10	Baltimore	+11	W	1- 4	56,844
10/26	24-16	San Francisco	+ 8	W	2- 4	60,691
11/02	17-24	at St. Louis	- 7	L	2- 5	47,263
11/09	33-19	at San Diego	+14	W	3- 5	26,090
11/16	31-34	Dallas	- 3	L	3- 6	61,279
11/23	31-45	at Buffalo	-14	L	3- 7	69,207
12/01	7-20	at Miami	-13	L	3- 8	68,480
12/07	28-30	New York Jets	- 2	L	3- 9	57,539
12/14	14-34	Buffalo	-20	L	3-10	59,646
12/21	21-34	at Baltimore	-13	L	3-11	50,801
Total	258-358					790,602

1976 (Tied for First in AFC-East, 11-3-0) Head Coach: Chuck Fairbanks

Date	Score	Opponent	Margin	Result	Record	Attendance
9/12	13-27	Baltimore	-14	L	0-1	43,637
9/19	30-14	Miami	+16	W	1-1	46,227
9/26	30-27	at Pittsburgh	+ 3	W	2-1	50,350
10/03	48-17	Oakland	+31	W	3-1	61,279
10/10	10-30	at Detroit	-20	L	3-2	63,711
10/18	41- 7	New York Jets	+34	W	4-2	51,236
10/24	26-22	at Buffalo	+ 4	W	5-2	50,383
10/31	3-10	at Miami	- 7	L	5-3	57,984
11/07	20-10	Buffalo	+10	W	6-3	61,279
11/14	21-14	at Baltimore	+ 7	W	7-3	60,020
11/21	38-24	at New York Jets	+14	W	8-3	58,509
11/28	38-14	Denver	+24	W	9-3	61,279
12/05	27- 6	New Orleans	+21	W	10-3	54,057
12/12	31-14	at Tampa Bay	+17	W	11-3	46,475
Total	376-236					820,463

AFC PLAYOFF

12/18	21-24	at Oakland	- 3	L	0-1	54,037
G Total	397-260					874,500

1977 (Third in AFC-East, 9-5-0) Head Coach: Chuck Fairbanks

Date	Score	Opponent	Margin	Result	Record	Attendance
9/18	21-17	Kansas City	+ 4	W	1-0	58,288
9/26	27-30	at Cleveland (OT)	-3	L	1-1	77,910
10/02	27-30	at New York Jets	-3	L	1-2	49,801
10/09	31- 0	Seattle	+31	W	2-2	54,363
10/16	24-20	at San Diego	+4	W	3-2	51,143
10/23	17- 3	Baltimore	+14	W	4-2	61,279
10/30	24-13	New York Jets	+11	W	5-2	61,279
11/06	14-24	Buffalo	-10	L	5-3	61,279
11/13	5-17	at Miami	-12	L	5-4	67,907
11/20	20- 7	at Buffalo	+13	W	6-4	31,157
11/27	14- 6	Philadelphia	+8	W	7-4	58,192
12/04	16-10	at Atlanta	+6	W	8-4	60,738
12/11	14-10	Miami	+4	W	9-4	61,279
12/18	24-30	at Baltimore	-6	L	9-5	60,763
Total	278-217					815,378

1994 NEW ENGLAND PATRIOTS

1978 (First in AFC-East, 11-5-0) Head Coach: Chuck Fairbanks (11-4-0)

Ron Erhardt & Hank Bullough co-head coaches for final game at Miami

Date	Score	Opponent	Margin	Result	Record	Attendance
9/03	14-16	Washington	- 2	L	0-1	55,063
9/10	16- 6	at St. Louis	+10	W	1-1	49,555
9/18	27-34	Baltimore	- 7	L	1-2	57,503
9/24	21-14	at Oakland	+ 7	W	2-2	53,500
10/01	28-23	San Diego	+ 5	W	3-2	61,297
10/08	24-14	Philadelphia	+10	W	4-2	61,297
10/15	10- 3	at Cincinnati	+ 7	W	5-2	56,257
10/22	33-24	Miami	+ 9	W	6-2	61,297
10/29	55-21	New York Jets	+34	W	7-2	61,297
11/05	14-10	at Buffalo	+ 4	W	8-2	46,101
11/12	23-26	Houston	- 3	L	8-3	61,297
11/19	19-17	at New York Jets	+ 2	W	9-3	60,372
11/26	35-14	at Baltimore	+21	W	10-3	49,404
12/03	10-17	at Dallas	- 7	L	10-4	65,045
12/10	26-24	Buffalo	+ 2	W	11-4	59,927
12/18	3-23	at Miami	-20	L	11-5	75,445
Total	358-286					934,657

AFC PLAYOFF GAME

12/31	14-31	Houston	-17	L	0-1	61,297
G.Total	372-317					995,954

1979 (Second in AFC-East, 9-7-0) Head Coach: Ron Erhardt

Date	Score	Opponent	Margin	Result	Record	Attendance
9/03	13-16	Pittsburgh (OT)	- 3	L	0-1	61,297
9/09	56-03	NY Jets	+53	W	1-1	53,220
9/16	20-14	at Cincinnati	+ 6	W	2-1	46,581
9/23	27-21	San Diego	+ 6	W	3-1	61,297
10/01	14-27	at Green Bay	-13	L	3-2	56,212
10/07	24-17	Detroit	+ 7	W	4-2	61,297
10/14	27-07	at Chicago	+20	W	5-2	57,979
10/21	28-13	Miami	+15	W	6-2	61,297
10/28	26-31	at Baltimore	- 5	L	6-3	47,042
11/04	26-06	at Buffalo	+20	W	7-3	69,465
11/11	10-45	at Denver	-35	L	7-4	75,103
11/18	50-21	Baltimore	+29	W	8-4	61,297
11/25	13-16	Buffalo (OT)	- 3	L	8-5	61,297
11/29	24-39	at Miami	-15	L	8-6	75,037
12/09	26-27	at NY Jets	- 1	L	8-7	60,372
12/16	27-23	Minnesota	+ 4	W	9-7	57,985
Total	411-326					966,778

1980 (Second in AFC-East, 10-6-0) Head Coach: Ron Erhardt

Date	Score	Opponent	Margin	Result	Record	Attendance
9/07	34-17	Cleveland	+17	W	1-0	49,222
9/14	21-37	Atlanta	-16	L	1-1	48,321
9/21	37-31	at Seattle	+ 6	W	2-1	61,035
9/29	23-14	Denver	+ 9	W	3-1	59,602
10/05	21-11	at New York Jets	+10	W	4-1	53,603
10/12	34- 0	Miami	+34	W	5-1	60,377
10/19	37-21	at Baltimore	+16	W	6-1	53,924
10/26	13-31	at Buffalo	-18	L	6-2	75,092
11/02	34-21	New York Jets	+13	W	7-2	60,834
11/10	34-38	at Houston	- 4	L	7-3	51,524
11/16	14-17	Los Angeles	- 3	L	7-4	60,609
11/23	47-21	Baltimore	+26	W	8-4	60,994
11/30	17-21	at San Francisco	- 4	L	8-5	45,254
12/08	13-16	at Miami (OT)	- 3	L	8-6	63,292
12/14	24- 2	Buffalo	+22	W	9-6	58,324
12/21	38-27	at New Orleans	+11	W	10-6	38,277
Total	441-325					900,284

1981 (Fifth in AFC-East, 2-14-0) Head Coach: Ron Erhardt

Date	Score	Opponent	Margin	Result	Record	Attendance
9/06	28-29	Baltimore	- 1	L	0-1	49,572
9/13	3-13	at Philadelphia	-10	L	0-2	71,089
9/21	21-35	Dallas	-14	L	0-3	60,311
9/27	21-27	at Pittsburgh (OT)	- 6	L	0-4	53,344
10/04	33-17	Kansas City	+16	W	1-4	55,931
10/11	24-28	at New York Jets	- 4	L	1-5	55,093
10/18	38-10	Houston	+28	W	2-5	60,474
10/25	22-24	at Washington	- 2	L	2-6	50,934
11/01	17-27	at Oakland	-10	L	2-7	44,246
11/08	27-30	Miami (OT)	- 3	L	2-8	60,436
11/15	6-17	New York Jets	-11	L	2-9	45,342
11/22	17-20	at Buffalo	- 3	L	2-10	71,593
11/29	20-27	St. Louis	- 7	L	2-11	39,946
12/06	14-24	at Miami	-10	L	2-12	50,421
12/13	10-19	Buffalo	- 9	L	2-13	42,549
12/20	21-23	at Baltimore	- 2	L	2-14	17,073
Total	322-370					827,814

1994 NEW ENGLAND PATRIOTS

1982 (Third in AFC-East, 5-4-0) Head Coach: Ron Erhardt

Date	Score	Opponent	Margin	Result	Record	Attendance
9/12	24-13	at Baltimore	+11	W	1-0	39,055
9/19	7-31	NY Jets	-24	L	1-1	53,515
11/21	7-10	at Cleveland	-3	L	1-2	47,281
11/28	29-21	Houston	+8	W	2-2	33,602
12/05	13-26	at Chicago	-13	L	2-3	36,973
12/12	3-0	Miami	+3	W	3-3	25,716
12/19	16-0	at Seattle	+16	W	4-3	53,457
12/26	14-37	at Pittsburgh	-23	L	4-4	50,515
1/2/83	30-19	Buffalo	+11	W	5-4	36,218
Total	143-157					376,332

AFC PLAYOFF

1/8/83	13-28	at Miami	-15	L	0-1	68,842
G Total	156-185					445,174

1983 (Second in AFC-East, 8-8-0) Head Coach: Ron Meyer

Date	Score	Opponent	Margin	Result	Record	Attendance
9/04	23-29	Baltimore (OT)	-6	L	0-1	45,526
9/11	24-34	at Miami	-10	L	0-2	59,343
9/18	23-13	NY Jets	+10	W	1-2	43,182
9/25	28-23	at Pittsburgh	+5	W	2-2	58,282
10/02	13-33	San Francisco	-20	L	2-3	54,293
10/09	7-12	at Baltimore	-5	L	2-4	35,618
10/16	37-21	San Diego	+16	W	3-4	59,016
10/23	31-0	at Buffalo	+31	W	4-4	60,424
10/30	13-24	at Atlanta	-11	L	4-5	47,546
11/06	21-7	Buffalo	+14	W	5-5	42,604
11/13	17-6	Miami	+11	W	6-5	60,771
11/20	0-30	Cleveland	-30	L	6-6	40,987
11/27	3-26	at NY Jets	-23	L	6-7	48,620
12/04	7-0	New Orleans	+7	W	7-7	24,579
12/11	21-7	at LA Rams	+14	W	8-7	46,503
12/18	6-24	at Seattle	-18	L	8-8	59,688
Total	274-289					786,982

1984 (Second in AFC-East, 9-7-0)

Head Coach: Ron Meyer (5-3-0), Raymond Berry (4-4-0)

Date	Score	Opponent	Margin	Result	Record	Attendance
9/02	21-17	at Buffalo	+4	W	1-0	48,528
9/09	7-28	at Miami	-21	L	1-1	66,083
9/16	38-23	Seattle	+15	W	2-1	43,140
9/23	10-26	Washington	-16	L	2-2	60,503
9/30	28-21	at NY Jets	+7	W	3-2	68,978
10/07	17-16	at Cleveland	+1	W	4-2	53,036
10/14	20-14	Cincinnati	+6	W	5-2	48,154
10/21	24-44	Miami	-20	L	5-3	60,711
10/28	30-20	NY Jets	+10	W	6-3	60,513
11/04	19-26	at Denver	-7	L	6-4	74,908
11/11	38-10	Buffalo	+28	W	7-4	43,313
11/18	50-17	at Indianapolis	+33	W	8-4	60,009
11/22	17-20	at Dallas	-3	L	8-5	55,341
12/02	10-33	St. Louis	-23	L	8-6	53,558
12/09	17-27	at Philadelphia	-10	L	8-7	41,581
12/16	16-10	Indianapolis	+6	W	9-7	22,383
Total	362-352					860,739

1985 (Tied for Second in AFC-East, 11-5-0) Head Coach: Raymond Berry

Date	Score	Opponent	Margin	Result	Record	Attendance
9/08	26-20	Green Bay	+6	W	1-0	49,488
9/15	7-20	at Chicago	-13	L	1-1	60,533
9/22	17-14	at Buffalo	+3	W	2-1	40,334
9/29	20-35	LA Raiders	-15	L	2-2	60,686
10/06	20-24	at Cleveland	-4	L	2-3	62,139
10/13	14-3	Buffalo	+11	W	3-3	40,462
10/20	20-13	NY Jets	+7	W	4-3	58,163
10/27	32-14	at Tampa Bay	+18	W	5-3	34,661
11/03	17-13	Miami	+4	W	6-3	58,811
11/10	34-15	Indianapolis	+19	W	7-3	54,176
11/17	20-13	at Seattle	+7	W	8-3	60,345
11/24	13-16	at NY Jets (OT)	-3	L	8-4	74,100
12/01	38-31	at Indianapolis	+7	W	9-4	56,740
12/08	23-6	Detroit	+17	W	10-4	59,078
12/16	27-30	at Miami	-3	L	10-5	69,489
12/22	34-23	Cincinnati	+11	W	11-5	57,953
Total	362-290					897,158

AFC PLAYOFF

12/28	26-14	at NY Jets	+12	W	1-0	70,598
1/05	27-20	at LA Raiders	+7	W	2-0	88,936
1/12	31-14	at Miami	+17	W	3-0	74,978

SUPER BOWL XX (at Louisiana Superdome)

1/26	10-46	vs. Chicago	-36	L	3-1	73,818
Total	84-94					308,330
G Total	446-384					1,205,488

1986 (First in AFC-East, 11-5-0) Head Coach: Raymond Berry

Date	Score	Opponent	Margin	Result	Record	Attendance
9/07	33- 3	Indianapolis	+30	W	1-0	55,208
9/11	20- 6	at NY Jets	+14	W	2-0	72,422
9/21	31-38	Seattle	-7	L	2-1	58,977
9/28	20-27	at Denver	-7	L	2-2	75,804
10/05	34- 7	Miami	+27	W	3-2	60,689
10/12	24-31	NY Jets	-7	L	3-3	60,342
10/19	34- 0	at Pittsburgh	+34	W	4-3	54,743
10/26	23- 3	at Buffalo	+30	W	5-3	77,808
11/02	25-17	Atlanta	+8	W	6-3	60,597
11/09	30-21	at Indianapolis	+9	W	7-3	56,890
11/16	30-28	at LA Rams	+2	W	8-3	64,339
11/23	22-19	Buffalo	+3	W	9-3	60,455
11/30	21-20	at New Orleans	+1	W	10-3	58,259
12/07	7-31	Cincinnati	-24	L	10-4	60,633
12/14	24-29	San Francisco	-5	L	10-5	60,787
12/22	34-27	at Miami	+7	W	11-5	74,516
Total 412-307						1,012,469

AFC PLAYOFF

1/4/87	17-22	at Denver	- 5	L	0-1	76,105
G Total 429-329						1,088,574

1987 (Tied for Second in AFC-East, 8-7-0) Head Coach: Raymond Berry

Date	Score	Opponent	Margin	Result	Record	Attendance
9/13	28-21	Miami	+ 7	W	1-0	54,642
9/21	24-43	at NY Jets	-19	L	1-1	70,847
9/27		at Washington		Cancelled due to NFLPA Strike		
10/04	10-20	Cleveland	-10	L	1-2	14,830
10/11	14- 7	Buffalo	+7	W	2-2	11,878
10/18	21- 7	at Houston	+14	W	3-2	26,294
10/25	16-30	at Indianapolis	-14	L	3-3	48,850
11/01	26-23	LA Raiders	+3	W	4-3	60,664
11/08	10-17	at NY Giants	-7	L	4-4	73,817
11/15	17-23	Dallas (OT)	-6	L	4-5	60,567
11/22	24- 0	Indianapolis	+24	W	5-5	56,906
11/29	31-34	Philadelphia (OT)	-3	L	5-6	54,198
12/06	20-31	at Denver	-11	L	5-7	75,794
12/13	42-20	NY Jets	+22	W	6-7	60,617
12/20	13- 7	at Buffalo	+6	W	7-7	74,945
12/28	24-10	at Miami	+14	W	8-7	61,192
Total 320-293						806,041

1988 (Tied for Second in AFC-East, 9-7-0) Head Coach: Raymond Berry

Date	Score	Opponent	Margin	Result	Record	Attendance
9/04	28- 3	NY Jets	+25	W	1-0	44,027
9/11	6-36	at Minnesota	-30	L	1-1	55,545
9/18	14-16	Buffalo	-2	L	1-2	55,945
9/25	6-31	at Houston	-25	L	1-3	38,646
10/02	21-17	Indianapolis	+4	W	2-3	58,050
10/09	3-45	at Green Bay (Mil.)	-42	L	2-4	51,932
10/16	27-21	Cincinnati	+6	W	3-4	59,969
10/23	20-23	at Buffalo	-3	L	3-5	76,824
10/30	30- 7	Chicago	+23	W	4-5	60,821
11/06	21-10	Miami	+11	W	5-5	60,840
11/13	14-13	at NY Jets	+1	W	6-5	48,358
11/20	6- 3	at Miami	+3	W	7-5	53,526
11/27	21-24	at Indianapolis	-3	L	7-6	58,157
12/04	13- 7	Seattle	+6	W	8-6	59,068
12/11	10- 7	Tampa Bay (OT)	+3	W	9-6	39,889
12/17	10-21	at Denver	-11	L	9-7	70,910
Total 250-284						892,507

1989 (Fourth in AFC-East, 5-11-0) Head Coach: Raymond Berry

Date	Score	Opponent	Margin	Result	Record	Attendance
9/10	27-24	at NY Jets	+ 3	W	1-0	64,541
9/17	10-24	Miami	-14	L	1-1	57,043
9/24	3-24	Seattle	-21	L	1-2	48,025
10/01	10-31	at Buffalo	-21	L	1-3	78,921
10/08	23-13	Houston	+10	W	2-3	59,828
10/15	15-16	at Atlanta	-1	L	2-4	39,697
10/22	20-37	at San Francisco*	-17	L	2-5	70,000
10/29	23-20	at Indianapolis (OT)	+3	W	3-5	59,356
11/05	26-27	NY Jets	-1	L	3-6	53,366
11/12	24-28	New Orleans	-4	L	3-7	47,680
11/19	33-24	Buffalo	+9	W	4-7	49,663
11/26	21-24	at LA Raiders	-3	L	4-8	38,747
12/03	22-16	Indianapolis	+6	W	5-8	32,234
12/10	10-31	at Miami	-21	L	5-9	55,913
12/17	10-28	at Pittsburgh	-18	L	5-10	26,594
12/24	20-24	LA Rams	-4	L	5-11	27,940
Total 297-391						809,553

*Played at Stanford Stadium in Palo Alto, California due to Oct. 17th earthquake in San Francisco.

1994 NEW ENGLAND PATRIOTS

1990 (Fifth in AFC-East, 1-15) Head Coach: Rod Rust

<u>Date</u>	<u>Score</u>	<u>Opponent</u>	<u>Margin</u>	<u>Result</u>	<u>Record</u>	<u>Attendance</u>
9/09	24-27	Miami	-3	L	0-1	45,305
9/16	16-14	at Indianapolis	+2	W	1-1	49,256
9/23	7-41	at Cincinnati	-34	L	1-2	56,470
9/30	13-37	N.Y. Jets	-24	L	1-3	36,724
10/07	20-33	Seattle	-13	L	1-4	39,735
10/18	10-17	at Miami	-7	L	1-5	62,630
10/28	10-27	Buffalo	-17	L	1-6	51,959
11/04	20-48	at Philadelphia	-28	L	1-7	65,514
11/11	10-13	Indianapolis	-3	L	1-8	28,924
11/18	0-14	at Buffalo	-14	L	1-9	74,720
11/25	14-34	at Phoenix	-20	L	1-10	30,110
12/02	7-37	Kansas City	-30	L	1-11	26,280
12/09	3-24	at Pittsburgh	-21	L	1-12	48,354
12/15	10-25	Washington	-15	L	1-13	22,286
12/23	7-42	at N.Y. Jets	-35	L	1-14	30,250
12/30	10-13	N.Y. Giants	-3	L	1-15	60,410
Total						853,641

1991 (Fourth in AFC East, 6-10) Head Coach: Dick MacPherson

<u>Date</u>	<u>Score</u>	<u>Opponent</u>	<u>Margin</u>	<u>Result</u>	<u>Record</u>	<u>Attendance</u>
9/01	16- 7	at Indianapolis	+9	W	1-0	49,961
9/08	0-20	Cleveland	-20	L	1-1	35,377
9/15	6-20	at Pittsburgh	-14	L	1-2	53,703
9/22	24-20	Houston	+4	W	2-2	30,702
9/29	10-24	at Phoenix	-14	L	2-3	26,043
10/06	10-20	Miami	-10	L	2-4	49,749
10/20	26-23	Minnesota (OT)	+3	W	3-4	45,367
10/27	6- 9	Denver	-3	L	3-5	43,994
11/03	17-22	at Buffalo	-5	L	3-6	78,278
11/10	20-30	at Miami	-10	L	3-7	56,065
11/17	21-28	N.Y. Jets	-7	L	3-8	30,743
11/24	16-13	Buffalo	+3	W	4-8	47,053
12/01	3-20	at Denver	-17	L	4-9	67,116
12/08	23-17	Indianapolis (OT)	+6	W	5-9	20,131
12/15	6- 3	at N.Y. Jets	+3	W	6-9	55,689
12/22	7-29	at Cincinnati	-22	L	6-10	46,394
Total						736,365

1992 (Fifth in AFC East, 2-14) Head Coach: Dick MacPherson

<u>Date</u>	<u>Score</u>	<u>Opponent</u>	<u>Margin</u>	<u>Result</u>	<u>Record</u>	<u>Attendance</u>
9/13	0-14	at L.A. Rams	-14	L	0-1	57,282
9/20	6-10	Seattle	-4	L	0-2	42,327
9/27	7-41	Buffalo	-34	L	0-3	52,527
10/04	21-30	at N.Y. Jets	-9	L	0-4	60,180
10/11	12-24	San Francisco	-12	L	0-5	54,126
10/18	17-38	at Miami*	-21	L	0-6	57,282
10/25	17-19	Cleveland	-2	L	0-7	32,219
11/01	7-16	at Buffalo	-9	L	0-8	78,268
11/08	14-31	New Orleans	-17	L	0-9	45,413
11/15	37-34	at Indianapolis (OT)	+3	W	1-9	42,631
11/22	24- 3	N.Y. Jets	+21	W	2-9	27,642
11/29	0-34	at Atlanta	-34	L	2-10	54,494
12/06	0- 6	Indianapolis	-6	L	2-11	19,429
12/13	20-27	at Kansas City	-7	L	2-12	52,208
12/20	10-20	at Cincinnati	-10	L	2-13	45,355
12/27	13-16	Miami (OT)	-3	L	2-14	34,726
Total						756,109

1993 (Fourth in AFC East, 5-11) Head Coach: Bill Parcells

<u>Date</u>	<u>Score</u>	<u>Opponent</u>	<u>Margin</u>	<u>Result</u>	<u>Record</u>	<u>Attendance</u>
9/05	14-38	at Buffalo	-24	L	0-1	79,751
9/12	16-19	Detroit (OT)	-3	L	0-2	54,151
9/19	14-17	Seattle	-3	L	0-3	50,392
9/26	7-45	at N.Y. Jets	-38	L	0-4	64,836
10/10	23-21	at Phoenix	+2	W	1-4	36,115
10/17	14-28	Houston	-14	L	1-5	51,037
10/24	9-10	at Seattle	-1	L	1-6	56,526
10/31	6- 9	at Indianapolis	-3	L	1-7	46,522
11/07	10-13	Buffalo (OT)	-3	L	1-8	54,326
11/21	13-17	at Miami	-4	L	1-9	59,982
11/28	0- 6	N.Y. Jets	-6	L	1-10	42,810
12/05	14-17	at Pittsburgh	-3	L	1-11	51,358
12/12	7- 2	Cincinnati	+5	W	2-11	29,794
12/19	20-17	at Cleveland	+3	W	3-11	48,618
12/26	38- 0	Indianapolis	+38	W	4-11	26,571
1/02	33-27	Miami (OT)	+6	W	5-11	53,883
Total						692,877

SERIES RESULTS

(Includes Playoff Games)

ATLANTA 4, PATRIOTS 3

1972—at NE 21, Atlanta 20	+1
1977—NE 16, at Atlanta 10	+6
1980—Atlanta 37, at NE 21	-16
1983—at Atlanta 24, NE 13	-11
1986—at NE 25, Atlanta 17	+8
1989—at Atlanta 16, NE 15	-1
1992—at Atlanta 34, NE 0	-34
(Points—Atlanta 158, Patriots 111)	

PATRIOTS 34, BUFFALO 33 (1 tie)

1960—Buffalo 13, at NE 0	-13
at Buffalo 38, NE 14	-24
1961—NE 23, at Buffalo 21	+2
at NE 52, Buffalo 21	+31
1962—at Buffalo 28, NE 28	tie
at NE 21, Buffalo 10	+21
1963—at Buffalo 28, NE 21	-7
at NE 17, Buffalo 7	+10
* NE 26, at Buffalo 8	+18
1964—NE 36, at Buffalo 28	+8
Buffalo 24, at NE 14	-10
1965—at Buffalo 24, NE 7	-17
Buffalo 23, at NE 7	-16
1966—NE 20, at Buffalo 10	+10
at NE 14, Buffalo 3	+11
1967—NE 23, at Buffalo 0	+23
Buffalo 44, at NE 16	-28
1968—NE 16, at Buffalo 7	+9
at NE 23, Buffalo 6	+17
1969—at Buffalo 23, NE 16	-7
at NE 35, Buffalo 21	+14
1970—Buffalo 45, at NE 10	-35
NE 14, at Buffalo 10	+4
1971—at NE 38, Buffalo 33	+5
at Buffalo 27, NE 20	-7
1972—at Buffalo 38, NE 14	-24
Buffalo 27, at NE 24	-3
1973—Buffalo 31, at NE 13	-18
at Buffalo 37, NE 13	-24
1974—at Buffalo 30, NE 28	-2
Buffalo 29, at NE 28	-1
1975—at Buffalo 45, NE 31	-14
Buffalo 34, at NE 14	-20
1976—NE 26, at Buffalo 22	+4
at NE 20, Buffalo 10	+10
1977—Buffalo 24, at NE 14	-10
NE 20, at Buffalo 7	+13
1978—NE 14, at Buffalo 10	+4
at NE 26, Buffalo 24	+2
1979—NE 26, at Buffalo 6	+20
Buffalo 16, at NE 13 (OT)	-3
1980—at Buffalo 31, NE 13	-18
at NE 24, Buffalo 2	+22
1981—at Buffalo 20, NE 17	-3
Buffalo 19, at NE 10	-9
1982—at NE 30, Buffalo 19	+11
(1-2-83)	
1983—NE 31, at Buffalo 0	+31
at NE 21, Buffalo 7	+14
1984—NE 21, at Buffalo 17	+4
at NE 38, Buffalo 10	+28
1985—NE 17, at Buffalo 14	+3
at NE 14, Buffalo 3	+11
1986—NE 23, at Buffalo 3	+20
at NE 22, Buffalo 19	+3
1987—at NE 14, Buffalo 7	+7
NE 13, at Buffalo 7	+6
1988—Buffalo 16, at NE 14	-2
at Buffalo 23, NE 20	-3
1989—at Buffalo 31, NE 10	-21
at NE 33, Buffalo 24	+9
1990—Buffalo 27, at NE 10	-17
at Buffalo 14, NE 0	-14
1991—at Buffalo 22, NE 17	-5
at NE 16, Buffalo 13	+3

1992—Buffalo 41, at NE 7	-34
at Buffalo 16, NE 7	-9
1993—at Buffalo 38, NE 14	-24
Buffalo 13, at NE 10 (OT)	-3
*Divisional Playoff	
(Points—Buffalo 1,348, Patriots 1,301)	

PATRIOTS 3, CHICAGO 3

1973—NE 13, at Chicago 10	+3
1979—NE 27, at Chicago 7	+20
1982—at Chicago 26, NE 13	-13
1985—at Chicago 20, NE 7	-13
1985—(*at N.O.) Chicago 46, NE 10	-36
1988—at NE 30, Chicago 7	+23
*Super Bowl XX	
(Points—Chicago 116, Patriots 100)	

PATRIOTS 8, CINCINNATI 7

1968—at NE 33, Cincinnati 14	+19
1969—NE 25, at Cincinnati 14	+11
1970—at Cincinnati 45, NE 7	-38
1972—Cincinnati 31, at NE 7	-24
1975—at Cincinnati 27, NE 10	-17
1978—NE 10, at Cincinnati 3	+7
1979—NE 20, at Cincinnati 14	+6
1984—at NE 20, Cincinnati 14	+6
1985—at NE 34, Cincinnati 23	+11
1986—Cincinnati 31, at NE 7	-24
1988—at NE 27, Cincinnati 21	+6
1990—at Cincinnati 41, NE 7	-34
1991—at Cincinnati 29, NE 7	-22
1992—at Cincinnati 20, NE 10	-10
1993—at NE 7, Cincinnati 2	+5
(Points—Cincinnati 329, Patriots 231)	

CLEVELAND 9, PATRIOTS 3

1971—at Cleveland 27, NE 7	-20
1974—Cleveland 21, at NE 14	-7
1977—at Cleveland 30, NE 27 (OT)	-3
1980—at NE 34, Cleveland 17	+17
1982—at Cleveland 10, NE 7	-3
1983—Cleveland 30, at NE 0	-30
1984—NE 17, at Cleveland 16	+1
1985—at Cleveland 24, NE 20	-4
1987—Cleveland 20, at NE 10	-10
1991—Cleveland 20, at NE 0	-20
1992—Cleveland 19, at NE 17	-2
1993—NE 20, at Cleveland 17	+3
(Points—Cleveland 251, Patriots 173)	

DALLAS 6, PATRIOTS 0

1971—at Dallas 44, NE 21	-23
1975—Dallas 34, at NE 31	-3
1978—at Dallas 17, NE 10	-7
1981—Dallas 35, at NE 21	-14
1984—at Dallas 20, NE 17	-3
1987—Dallas 23, at NE 17 (OT)	-6
(Points—Dallas 173, Patriots 117)	

DENVER 17, PATRIOTS 12

1960—Denver 13, at NE 10	-3
at Denver 31, NE 24	-7
1961—at NE 45, Denver 17	+28
NE 28, at Denver 24	+4
1962—at NE 41, Denver 16	+25
NE 33, at Denver 29	+4
1963—at Denver 14, NE 10	-4
at NE 40, Denver 21	+19
1964—NE 39, at Denver 10	+29
at NE 12, Denver 7	+5
1965—Denver 27, at NE 10	-17
NE 28, at Denver 20	+8
1966—NE 24, at Denver 10	+14
Denver 17, at NE 10	-7
1967—at Denver 26, NE 21	-5

SERIES RESULTS (cont.)

1968—at NE 20, at Denver 17	+3
Denver 35, at NE 14	-21
1969—at Denver 35, NE 7	-28
1972—at Denver 45, NE 21	-24
1976—at NE 38, Denver 14	+24
1979—at Denver 45, NE 10	-35
1980—at NE 23, Denver 14	+9
1984—at Denver 26, NE 19	-7
1986—at Denver 27, NE 20	-7
*at Denver 22, NE 17	-5
1987—at Denver 31, NE 20	-11
1988—at Denver 21, NE 10	-11
1991—Denver 9, at NE 6	-3
at Denver 20, NE 3	-17

*AFC Playoff

(Points—Denver 643, Patriots 597)

DETROIT 3, PATRIOTS 2

1971—Detroit 34, at NE 7	-27
1976—at Detroit 30, NE 10	-20
1979—at NE 24, Detroit 17	+7
1985—at NE 23, Detroit 6	+17
1993—Detroit 19, at NE 16 (OT)	+3

(Points—Detroit 106, Patriots 80)

PATRIOTS 2, GREEN BAY 2

1973—at NE 33, Green Bay 24	+9
1979—at Green Bay 27, NE 14	-13
1985—at NE 26, Green Bay 20	+6
1988—at Green Bay 45, NE 3	-42

(Points—Green Bay 116, Patriots 76)

PATRIOTS 17, HOUSTON 15 (1 tie)

1960—Houston 24, at NE 10	-14
at Houston 37, NE 21	-16
1961—at NE 31, Houston 31	tie
at Houston 27, NE 15	-12
1962—at NE 34, Houston 21	+13
at Houston 21, NE 17	-4
1963—at NE 45, Houston 3	+42
NE 46, at Houston 28	+18
1964—at NE 25, Houston 24	+1
NE 34, at Houston 17	+17
1965—at Houston 31, NE 10	-21
at NE 42, Houston 14	+28
1966—at NE 27, Houston 21	+6
NE 38, at Houston 14	+24
1967—at NE 18, Houston 7	+11
at Houston 27, NE 6	-21
1968—Houston 16, at NE 0	-16
at Houston 45, NE 17	-28
1969—at NE 24, Houston 0	+24
at Houston 27, NE 23	-4
1971—at NE 28, Houston 20	+8
1973—NE 32, at Houston 0	+32
1975—Houston 7, at NE 0	-7
1978—Houston 26, at NE 23	-3
*Houston 31, at NE 14	-17
1980—at Houston 38, NE 34	-4
1981—at NE 38, Houston 10	+28
1982—at NE 29, Houston 21	+8
1987—NE 21, at Houston 7	+14
1988—at Houston 31, NE 6	-25
1989—at NE 23, Houston 13	+10
1991—at NE 24, Houston 20	+4
1993—Houston 28, at NE 14	-14

*AFC Divisional Playoff

(Points—Patriots 769, Houston 687)

PATRIOTS 26, INDIANAPOLIS 19

1970—Baltimore 14, at NE 6	-8
at Baltimore 27, NE 3	-24
1971—Baltimore 23, at NE 3	-20
NE 21, at Baltimore 17	+4
1972—Baltimore 24, at NE 17	-7
at Baltimore 31, NE 0	-31

1973—at NE 24, Baltimore 16	+8
at Baltimore 18, NE 13	-5
1974—at NE 42, Baltimore 3	+39
NE 27, at Baltimore 17	+10
1975—at NE 21, Baltimore 10	+11
at Baltimore 34, NE 21	-13
1976—Baltimore 27, at NE 13	-14
NE 21, at Baltimore 14	+7
1977—at NE 17, Baltimore 3	+14
at Baltimore 30, NE 24	-6
1978—Baltimore 34, at NE 27	-7
NE 35, at Baltimore 14	+21
1979—at Baltimore 31, NE 26	-5
at NE 50, Baltimore 21	+29
1980—NE 37, at Baltimore 21	+16
at NE 47, Baltimore 21	+26
1981—Baltimore 29, at NE 28	-1
at Baltimore 23, NE 21	-2
1982—NE 24, at Baltimore 13	+11
1983—Baltimore 29, at NE 23 (OT)	-6
at Baltimore 12, NE 7	-5
1984—NE 50, at Indianapolis 17	+33
at NE 16, Indianapolis 10	+6
1985—at NE 34, Indianapolis 15	+19
NE 38, at Indianapolis 31	+7
1986—at NE 33, Indianapolis 3	+30
NE 30, at Indianapolis 21	+9
1987—at Indianapolis 30, NE 16	-14
at NE 24, Indianapolis 0	+24
1988—at NE 21, Indianapolis 17	+4
at Indianapolis 24, NE 21	-3
1989—NE 23, at Indy 20 (OT)	+3
at NE 22, Indianapolis 16	+6
1990—NE 16, at Indianapolis 14	+2
Indianapolis 13, at NE 10	-3
1991—NE 16, at Indianapolis 7	+9
at NE 23, Indianapolis 17 (OT)+6	
1992—NE 37, at Indianapolis 34 (OT)+3	
Indianapolis 6, at NE 0	-6
1993—at Indianapolis 9, NE 6	-3
NE 38, Indianapolis 0	+38

(Points—Patriots 1,072, Colts 860)

KANSAS CITY 13, PATRIOTS 7 (3 ties)

1960—at NE 42, Kansas City 14	+28
at Kansas City 34, NE 0	-34
1961—NE 18, at Kansas City 17	+1
at NE 28, Kansas City 21	+7
1962—at Kansas City 42, NE 28	-14
Kansas City 27, at NE 7	-20
1963—at NE 24, Kansas City 24	tie
at Kansas City 35, NE 3	-32
1964—at NE 24, Kansas City 7	+17
NE 31, at Kansas City 24	+7
1965—at Kansas City 27, NE 17	-10
at NE 10, Kansas City 10	tie
1966—Kansas City 43, at NE 24	-19
NE 27, at Kansas City 27	tie
1967—Kansas City 33, at NE 10	-23
1968—at Kansas City 31, NE 17	-14
1969—Kansas City 31, at NE 0	-31
1970—at Kansas City 23, NE 10	-13
1973—Kansas City 10, at NE 7	-3
1977—at NE 21, Kansas City 17	+4
1981—at NE 33, Kansas City 17	+16
1990—Kansas City 37, at NE 7	-30
1992—at Kansas City 27, NE 20	-7

(Points—Kansas City 578, Patriots 408)

PATRIOTS 13, LA RAIDERS 13 (1 tie)

1960—At San Francisco 27, NE 14	-13
at NE 34, Oakland 28	+6
1961—at NE 20, Oakland 17	+3
NE 35, at San Francisco 21	+14
1962—at NE 26, Oakland 16	+10
at Oakland 20, NE 0	-20

SERIES RESULTS (cont.)

1963—NE 20, at Oakland 14	+6
at NE 20, Oakland 14	+6
1964—NE 17, at Oakland 14	+3
at NE 43, Oakland 43	tie
1965—Oakland 24, at NE 10	-14
at Oakland 30, NE 21	-9
1966—at NE 24, Oakland 21	+3
1967—at Oakland 35, NE 7	-28
Oakland 48, at NE 14	-34
1968—at Oakland 41, NE 10	-31
1969—Oakland 38, at NE 23	-15
1971—at NE 20, Oakland 6	+14
1974—at Oakland 41, NE 26	-15
1976—at NE 48, Oakland 17	+31
*at Oakland 24, NE 21	-3
1978—NE 21, at Oakland 14	+7
1981—at Oakland 27, NE 17	-10
1985—Los Angeles 35, at NE 20	-15
*NE 27, at Los Angeles 20	+7
1987—at NE 26, Los Angeles 23	+3
1989—at Los Angeles 24, NE 21	-3
*AFC Divisional Playoff	
(Points—Raiders 682, Patriots 585)	

PATRIOTS 3, LA RAMS 3

1974—at NE 20, Los Angeles 14	+6
1980—Los Angeles 17, at NE 14	-3
1983—NE 21, at Los Angeles 7	+14
1986—NE 30, at Los Angeles 28	+2
1989—Los Angeles 24, at NE 20	-4
1992—at Los Angeles 14, NE 0	-14
(Points—Patriots 105, LA Rams 104)	

MIAMI 34, PATRIOTS 22

1966—NE 20, at Miami 14	+6
1967—at NE 41, Miami 10	+31
at Miami 41, NE 32	-9
1968—Miami 34, at NE 10	-24
at Miami 38, NE 7	-31
1969—Miami 17, at NE 16	-1
NE 38, Miami 23(at Tampa)	+15
1970—at NE 27, Miami 14	+13
at Miami 37, NE 20	-17
1971—at Miami 41, NE 3	-38
at NE 34, Miami 13	+21
1972—at Miami 52, NE 0	-52
Miami 37, at NE 21	-16
1973—at Miami 44, NE 23	-21
Miami 30, at NE 14	-16
1974—at NE 34, Miami 24	+10
at Miami 34, NE 27	-7
1975—Miami 22, at NE 14	-8
at Miami 20, NE 7	-13
1976—at NE 30, Miami 14	+16
at Miami 10, NE 3	-7
1977—at Miami 17, NE 5	-12
at NE 14, Miami 10	+4
1978—at NE 33, Miami 24	+9
at Miami 23, NE 3	-20
1979—at NE 28, Miami 13	+15
at Miami 39, NE 24	-15
1980—at NE 34, Miami 0	+34
at Miami 16, NE 13 (OT)	-3
1981—Miami 30, at NE 27 (OT)	-3
at Miami 24, NE 14	-10
1982—at NE 3, Miami 0	+3
*at Miami 28, NE 13	-15
1983—at Miami 34, NE 24	-10
at NE 17, Miami 6	+11
1984—at Miami 28, NE 7	-21
Miami 44, at NE 24	-20
1985—at NE 17, Miami 13	+4
at Miami 30, NE 27	-3
**NE 31, at Miami 14	+17
1986—at NE 34, Miami 7	+27
NE 34, at Miami 27	+7

1987—at NE 28, Miami 21	+7
NE 24, at Miami 10	+14
1988—at NE 21, Miami 10	+11
NE 6, at Miami 3	+3
1989—Miami 24, at NE 10	-14
at Miami 31, NE 10	-21
1990—Miami 27, at NE 24	-3
at Miami 17, NE 10	-7
1991—Miami 20, at NE 10	-10
at Miami 30, NE 20	-10
1992—at Miami 38, NE 17	-21
Miami 16, at NE 13 (OT)	-3
1993—at Miami 17, NE 13	-4
at NE 33, Miami 27 (OT)	+6

*AFC First Round Playoff

**AFC Championship

(Points—Miami 1,287, Patriots 1,086)

PATRIOTS 3, MINNESOTA 2

1970—Minnesota 35, at NE 14	-21
1974—NE 17, at Minnesota 14	+3
1979—at NE 27, Minnesota 23	+4
1988—at Minnesota 36, NE 6	-30
1991—at NE 26, Minnesota 23 (OT)	+3
(Points—Minnesota 131, Patriots 90)	

PATRIOTS 5, NEW ORLEANS 2

1972—NE 17, at New Orleans 10	+7
1976—at NE 27, New Orleans 6	+21
1980—NE 38, at New Orleans 27	+11
1983—at NE 7, New Orleans 0	+7
1986—NE 21, at New Orleans 20	+1
1989—New Orleans 28, at NE 24	-4
1992—New Orleans 31, at NE 14	-17
(Points—Patriots 148, New Orleans 122)	

NY GIANTS 3, PATRIOTS 1

1970—NY Giants 16, at NE 0	-16
1974—NE 28, at NY Giants 20	+8
1987—at NY Giants 17, NE 10	-7
1990—NY Giants 13, at NE 10	
(Points—NY Giants 66, Patriots 48)	

NY JETS 38, PATRIOTS 29 (1 tie)

1960—NE 28, at New York 24	+4
at NE 38, New York 21	+17
1961—New York 21, at NE 20	-1
at New York 37, NE 30	-7
1962—NE 43, at New York 14	+29
at NE 24, New York 17	+7
1963—at NE 38, New York 14	+24
at New York 31, NE 24	-7
1964—at NE 26, New York 10	+16
at New York 35, NE 14	-21
1965—New York 30, at NE 20	-10
NE 27, at New York 23	+4
1966—at NE 24, New York 24	tie
at New York 38, NE 28	-10
1967—at New York 30, NE 23	-7
New York 29, at NE 24	-5
1968—New York 47, NE 31	-16
(at Birmingham)	
at New York 48, NE 14	-34
1969—New York 23, at NE 14	-9
at New York 23, NE 17	-6
1970—New York 31, at NE 21	-10
at New York 17, NE 3	-14
1971—at NE 20, New York 0	+20
at New York 13, NE 6	-7
1972—New York 41, at NE 13	-28
at New York 34, NE 10	-24
1973—New York 9, at NE 7	-2
at New York 33, NE 13	-20
1974—NE 24, at New York 0	+24
New York 21, at NE 16	-5

SERIES RESULTS (cont.)

1975—at New York 36, NE 7	-29
New York 30, at NE 28	-2
1976—at NE 41, New York 7	+34
NE 38, at New York 24	+14
1977—at New York 30, NE 27	-3
at NE 24, New York 13	+11
1978—at NE 55, New York 21	+34
NE 19, at New York 17	+2
1979—at NE 56, New York 3	+53
at New York 27, NE 26	-1
1980—NE 21, at New York 11	+10
at NE 34, New York 21	+13
1981—at New York 28, NE 24	-4
New York 17, at NE 6	-11
1982—New York 31, at NE 7	-24
1983—at NE 23, New York 13	+10
at New York 26, NE 3	-23
1984—NE 28, at New York 21	+7
at NE 30, New York 20	+10
1985—at NE 20, New York 13	+7
at New York 16, NE 13 (OT)	-3
*NE 26, at New York 14	+12
1986—NE 20, at New York 6	+14
New York 31, at NE 24	-7
1987—at New York 43, NE 24	-19
at NE 42, New York 20	+22
1988—at NE 28, New York 3	+25
NE 14, at New York 13	+1
1989—NE 27, at New York 24	+3
New York 27, at NE 26	-1
1990—New York 37, at NE 13	-24
at New York 42, NE 7	-35
1991—New York 28, at NE 21	-7
NE 6, at New York 3	+3
1992—at New York 30, NE 21	-9
at NE 24, New York 3	+21
1993—at New York 45, NE 7	-38
New York 6, at NE 0	-6
*AFC Wildcard Game	
(Points—Patriots 1,559, NY Jets 1,478)	

PHILADELPHIA 5, PATRIOTS 2

1973—at Philadelphia 24, NE 23	-1
1977—at NE 14, Philadelphia 6	+8
1978—at NE 24, Philadelphia 14	+10
1981—at Philadelphia 13, NE 3	-10
1984—at Philadelphia 27, NE 17	-10
1987—Philadelphia 34, at NE 31(OT)	-3
1990—at Philadelphia 48, NE 20	-28
(Points—Philadelphia 166, Patriots 132)	

PHOENIX 6, PATRIOTS 2

1970—at St. Louis 31, NE 0	-31
1975—at St. Louis 24, NE 17	-7
1978—NE 16, at St. Louis 6	+10
1981—St. Louis 27, at NE 20	-7
1984—St. Louis 33, at NE 10	-23
1990—at Phoenix 34, NE 14	-20
1991—at Phoenix 24, NE 10	-14
1993—NE 23, at Phoenix 21	+2
(Points—Cardinals 200, Patriots 110)	

PITTSBURGH 9, PATRIOTS 3

1972—at Pittsburgh 33, NE 3	-30
1974—Pittsburgh 21, at NE 17	-4
1976—NE 30, at Pittsburgh 27	+3
1979—Pittsburgh 16, at NE 13 (OT)	-3
1981—at Pittsburgh 27, NE 21 (OT)	-6
1982—at Pittsburgh 37, NE 14	-23
1983—NE 28, at Pittsburgh 23	+5
1986—NE 34, at Pittsburgh 0	+34
1989—at Pittsburgh 28, NE 10	-28
1990—at Pittsburgh 24, NE 3	-21
1991—at Pittsburgh 20, NE 6	-14
1993—at Pittsburgh 17, NE 14	-3
(Points—Pittsburgh 253, Patriots 187)	

PATRIOTS 13, SAN DIEGO 12 (2 ties)

1960—NE 35, at Los Angeles 0	+35
Los Angeles 45, at NE 16	-29
1961—San Diego 38, at NE 27	-11
NE 41, at San Diego 0	+41
1962—at NE 24, San Diego 20	+4
NE 20, at San Diego 14	+6
1963—at San Diego 17, NE 13	-4
San Diego 7, at NE 6	-1
*at San Diego 51, NE 10	-41
1964—NE 33, at San Diego 28	+5
San Diego 26, at NE 17	-9
1965—at NE 13, San Diego 13	tie
NE 22, at San Diego 6	+16
1966—at San Diego 24, NE 0	-24
at NE 35, San Diego 17	+18
1967—at San Diego 28, NE 14	-14
NE 31, at San Diego 31	tie
1968—San Diego 27, at NE 17	-10
1969—San Diego 13, at NE 10	-3
at San Diego 28, NE 18	-10
1970—San Diego 16, at NE 14	-2
1973—at NE 30, San Diego 14	+16
1975—NE 33, at San Diego 19	+14
1977—NE 24, at San Diego 20	+4
1978—at NE 28, San Diego 23	+5
1979—at NE 27, San Diego 21	+6
1983—at NE 37, San Diego 21	+16
*AFL Championship Game	
(Points—Patriots 595, San Diego 567)	

SAN FRANCISCO 6, PATRIOTS 1

1971—at San Francisco 27, NE 10	-17
1975—at NE 24, San Francisco 16	+8
1980—at San Francisco 21, NE 17	-4
1983—San Francisco 33, at NE 13	-20
1986—San Francisco 29, at NE 24	-5
1989—*San Francisco 37, NE 20	-17
(at Palo Alto)	
1992—San Francisco 24, at NE 12	-12
(Points—San Francisco 167, Patriots 130)	

SEATTLE 7, PATRIOTS 6

1977—at NE 31, Seattle 0	+31
1980—NE 37, at Seattle 31	+6
1982—NE 16, at Seattle 0	+16
1983—at Seattle 24, NE 6	-18
1984—at NE 38, Seattle 23	+15
1985—NE 20, at Seattle 13	+7
1986—Seattle 38, at NE 31	-7
1988—at NE 13, Seattle 7	+6
1989—Seattle 24, at NE 3	-21
1990—Seattle 33, at NE 20	-13
1992—Seattle 10, at NE 6	-4
1993—Seattle 17, at NE 14	-3
at Seattle 10, NE 9	-1
(Points—Patriots 238, Seattle 220)	

PATRIOTS 3, TAMPA BAY 0

1976—NE 31, at Tampa Bay 14	+17
1985—NE 32, at Tampa Bay 14	+18
1988—at NE 10, Tampa Bay 7 (OT)	+3
(Points—Patriots 73, Tampa Bay 35)	

WASHINGTON 4, PATRIOTS 1

1972—at NE 24, Washington 23	+1
1978—Washington 16, at NE 14	-2
1981—at Washington 24, NE 22	-2
1984—Washington 26, at NE 10	-16
1990—Washington 25, at NE 10	-15
(Points—Washington 114, Patriots 80)	

YEAR-BY-YEAR ATTENDANCE

Year	Regular Season				
	Home Games	Away Attendance	Games	Attendance	Total
1960	7	118,260	7	110,316	228,576
1961	7	115,610	7	129,984	245,594
1962	7	150,626	7	170,983	321,609
1963	7	169,870	7	143,936	313,806
1964	7	199,652	7	175,246	374,898
1965	7	143,098	7	245,485	388,583
1966	7	190,138	7	240,668	430,806
1967(a)	6	138,861	8	287,279	426,140
1968(a)	6	127,267	8	318,396	445,663
1969	7	149,412	7	284,587	433,999
1970	7	245,537	7	361,842	607,379
1971	7	411,109	7	383,143	794,252
1972	7	526,993	7	402,159	929,152
1973	7	410,443	7	416,805	827,248
1974	7	420,903	7	411,595	832,498
1975	7	411,490	7	379,112	790,602
1976	7	378,994	7	387,432	766,426
1977	7	415,959	7	399,419	815,378
1978	8	478,978	8	455,679	934,657
1979	8	478,987	8	502,492	981,479
1980	8	458,283	8	442,001	900,284
1981	8	414,741	8	413,073	827,814
1982*	4	149,188	5	231,781	380,969
1983	8	370,958	8	416,024	786,982
1984	8	392,275	8	468,464	860,739
1985	8	438,817	8	458,341	897,158
1986	8	477,688	8	537,779	1,015,467
1987*	8	374,302	7	431,739	806,041
1988	8	438,627	8	400,372	838,999
1989	8	388,522	8	494,981	883,503
1990	8	311,623	8	417,304	728,927
1991	8	303,116	8	433,249	736,365
1992	8	308,409	8	430,820	739,229
1993	8	362,964	8	443,708	806,672
Totals	248	10,771,700	252	12,226,194	22,997,894

Year	Postseason				
	Games	Attendance	Games	Attendance	Total
1963	-	-	2	64,314	64,314
1976	-	-	1	54,037	54,037
1978	1	61,297	-	-	61,297
1982 (1-2-83)	-	-	1	68,842	68,842
1985	-	-	4	308,690	308,690
1986	-	-	1	76,105	76,105
Playoff Totals	1	61,297	9	571,988	633,285
Grand Totals	248	10,832,997	261	12,798,182	23,631,179

(a) One home game rescheduled and played away from home.

* 1982 and 1987 seasons were shortened due to player strikes.

NOW THAT'S THE TICKET

On February 25, 1994, the sale of the Patriots to Robert Kraft was made official. The following day, thousands of fans responded to the news as nearly 6,000 season tickets were sold in just one day (5,958 officially). To put that number in perspective, the previous Patriots single-day sales record was 979 tickets in 1993, when fans responded to the hiring of head coach Bill Parcells.

LARGEST CROWDS AT FOXBORO**10 LARGEST CROWDS AT FOXBORO STADIUM**

1.	61,457	12/5/71	vs. Miami	W	34-13
2.	61,357	10/10/71	vs. N.Y. Jets	W	20-0
3.	61,297 (11 times)				
		10/2/78	vs. San Diego	W	23-18
		10/8/78	vs. Philadelphia	W	24-14
		10/22/78	vs. Miami	W	33-24
		10/29/78	vs. N.Y. Jets	W	55-21
		11/12/78	vs. Houston	L	26-23
		9/3/79	vs. Pittsburgh	L	16-13 (ot)
		9/23/79	vs. San Diego	W	27-21
		10/7/79	vs. Detroit	W	24-17
		10/21/79	vs. Miami	W	28-13
		11/18/79	vs. Baltimore	W	50-21
		11/25/79	vs. Buffalo	L	16-13 (ot)

The capacity of Foxboro Stadium was decreased to 60,794 in 1980 as a result of additional corner seats.

10 LARGEST CROWDS SINCE 1980

1.	60,994	11/23/80	vs. Baltimore	W	47-21
2.	60,840	11/6/88	vs. Miami	W	21-10
3.	60,834	11/2/80	vs. N.Y. Jets	W	34-21
4.	60,821	10/30/88	vs. Chicago	W	30-17
5.	60,787	12/14/86	vs. San Francisco	L	29-24
6.	60,771	11/13/83	vs. Miami	W	17- 6
7.	60,711	10/21/84	vs. Miami	L	44-24
8.	60,689	10/5/86	vs. Miami	W	34- 7
9.	60,686	9/29/85	vs. L.A. Raiders	L	33-20
10.	60,664	11/1/87	vs. L.A. Raiders	W	23-23

The largest crowd since 1990 was 60,410 on 12/30/90 in a 13-10 loss to the N.Y. Giants.

NEW ENGLAND PATRIOTS IN OVERTIME

The Patriots are 6-13 all-time in regular-season overtime games. After losing their first two overtime games during the 1993 season, the Patriots concluded the season with a 33-27 overtime win against the Dolphins. They were 1-2 in 1993.

9/26/77	at Cleveland 30, Patriots 27	L
9/03/79	vs. Pittsburgh 16, Patriots 13	L
11/25/79	vs. Buffalo 16, Patriots 13	L
12/08/80	at Miami 16, Patriots 13	L
9/27/81	at Pittsburgh 27, Patriots 21	L
11/08/81	vs. Miami 30, Patriots 27	L
9/04/83	vs. Baltimore 29, Patriots 23	L
11/24/85	at N.Y. Jets 16, Patriots 13	L
11/15/87	vs. Dallas 23, Patriots 17	L
11/29/87	vs. Philadelphia 34, Patriots 31	L
12/11/88	Patriots 10, vs. Tampa Bay 7	W
10/29/89	Patriots 23, at Indianapolis 20	W
10/20/91	Patriots 26, vs. Minnesota 23	W
12/08/91	Patriots 23, vs. Indianapolis 17	W
11/15/92	Patriots 37, at Indianapolis 34	W
12/27/92	vs. Miami 16, Patriots 13	L
9/12/93	vs. Detroit 19, Patriots 16	L
11/07/93	vs. Buffalo 13, Patriots 10	L
1/02/94	Patriots 33, Miami 27	W

YEAR-BY-YEAR LEADERS

SCORING

Year	Player	TD	PAT	FG	Total
1960	Gino Cappelletti	0	36	8	60
1961	Gino Cappelletti	8	48	17	147
1962	Gino Cappelletti	5	38	20	128
1963	Gino Cappelletti	2	35	22	113
1964	Gino Cappelletti	7	38	25	155
1965	Gino Cappelletti	9	27	17	132
1966	Gino Cappelletti	6	35	16	119
1967	Gino Cappelletti	3	29	16	95
1968	Gino Cappelletti	2	26	15	83
1969	Gino Cappelletti	0	26	14	68
1970	Jim Nance	7	0	0	42
1971	Charlie Gogolak	0	28	12	64
1972	Carl Garrett	5	0	0	30
1973	Jeff White	0	21	14	63
1974	John Smith	0	42	16	90
1975	John Smith	0	33	9	60
1976	John Smith	0	42	15	87
1977	John Smith	0	33	15	78
1978	Horace Ivory	11	0	0	66
1979	John Smith (NFL Leader)	0	46	23	115
1980	John Smith (NFL Leader)	0	51	26	129
1981	John Smith	0	37	15	82
1982	John Smith	0	6	5	21
1983	Tony Collins	10	0	0	60
1984	Tony Franklin	0	42	22	108
1985	Tony Franklin	0	40	24	112
1986	Tony Franklin	0	44	32	140
1987	Tony Franklin	0	37	15	82
1988	Robert Perryman	6	0	0	36
1989	Greg Davis	0	13	16	61
1990	Jason Staurovsky	0	19	16	67
1991	Jason Staurovsky	0	10	13	49
1992	Charlie Baumann	0	22	11	55
1993	Scott Sisson	0	15	14	57

RUSHING

Year	Player	Att	Yds	Avg	Lg	TD
1960	Alan Miller	101	416	4.2	33	1
1961	Billy Lott	100	461	4.7	38	5
1962	Ron Burton	134	548	4.0	59	2
1963	Larry Garron	179	750	4.1	47t	2
1964	Larry Garron	183	585	3.2	16	2
1965	Jim Nance	111	321	2.9	20	5
1966	Jim Nance	299	1458	4.9	65t	11
1967	Jim Nance	269	1216	4.5	53	7
1968	Jim Nance	177	593	3.4	30t	4
1969	Jim Nance	193	750	3.9	43	6
1970	Jim Nance	145	522	3.6	21	7
1971	Carl Garrett	181	784	4.3	38	1
1972	Josh Ashton	128	546	4.3	35	3
1973	Sam Cunningham	155	516	3.3	25	4
1974	Mack Herron	231	824	3.6	28	7
1975	Sam Cunningham	169	666	3.9	17	6
1976	Sam Cunningham	172	824	4.8	24	3
1977	Sam Cunningham	270	1015	3.8	31t	4
1978	Sam Cunningham	199	768	3.9	52t	8
1979	Sam Cunningham	159	563	3.5	27	5
1980	Vagas Ferguson	211	818	3.9	44	2
1981	Tony Collins	204	873	4.3	29	7
1982	Tony Collins	164	632	3.9	54	1
1983	Tony Collins	219	1049	4.8	50t	10
1984	Craig James	160	790	4.9	73	1
1985	Craig James	263	1227	4.7	65t	5
1986	Craig James	154	427	2.8	16	4
1987	Tony Collins	147	474	3.2	19	3
1988	John Stephens	297	1168	3.9	52	4
1989	John Stephens	244	833	3.4	35t	7
1990	John Stephens	212	808	3.8	26	2
1991	Leonard Russell	266	959	3.6	24	4
1992	Jon Vaughn	113	451	4.0	36	1
1993	Leonard Russell	300	1088	3.6	21	7

PASSING

Year	Player	Att	Comp	Pct	Yards	Int	Lg	TD
1960	Butch Songin	392	187	47.7	2476	15	78	22
1961	Butch Songin	212	98	46.2	1429	9	58t	14
1962	Babe Parilli	253	140	55.3	1988	8	67t	18
1963	Babe Parilli	337	153	45.4	2335	24	77t	13
1964	Babe Parilli	473	228	48.2	3465	27	80t	31
1965	Babe Parilli	426	173	40.6	2597	26	73t	18
1966	Babe Parilli	382	181	47.4	2721	20	63t	20
1967	Babe Parilli	344	161	46.8	2317	24	79t	19
1968	Tom Sherman	226	90	39.8	1199	16	87t	12
1969	Mike Taliaferro	331	160	48.3	2160	18	77	19
1970	Joe Kapp	219	98	44.7	1104	17	48	3
1971	Jim Plunkett	328	158	48.2	2158	16	88t	19
1972	Jim Plunkett	355	169	47.6	2196	25	62	8
1973	Jim Plunkett	376	193	51.3	2550	17	64	13
1974	Jim Plunkett	352	173	49.1	2457	22	69t	19
1975	Steve Grogan	274	139	50.7	1976	18	62t	11
1976	Steve Grogan	302	145	48.0	1903	20	58t	18
1977	Steve Grogan	305	160	52.5	2162	21	68	17
1978	Steve Grogan	362	181	50.0	2824	23	75t	15
1979	Steve Grogan	423	206	48.7	3286	20	63t	28
1980	Steve Grogan	306	175	57.2	2475	22	71	18
1981	Steve Grogan	216	117	54.2	1859	16	76t	7
	Matt Cavanaugh	219	115	52.5	1633	13	65	5
1982	Steve Grogan	122	66	54.1	930	4	62t	7
1983	Steve Grogan	303	168	55.4	2411	12	76t	15
1984	Tony Eason	431	259	60.1	3228	8	76t	23
1985	Tony Eason	299	168	56.2	2156	17	90t	11
1986	Tony Eason	448	276	61.6	3328	10	49	19
1987	Steve Grogan	161	93	57.8	1183	9	40	10
1988	Doug Flutie	179	92	51.4	1150	10	80t	8
1989	Steve Grogan	261	133	51.0	1697	9	55t	14
1990	Marc Wilson	265	139	52.5	1625	6	36	11
1991	Hugh Millen	409	246	60.1	3073	18	60t	9
1992	Hugh Millen	203	124	61.1	1203	10	39	8
1993	Drew Bledsoe	429	214	49.9	2494	15	54t	15

PASS RECEPTIONS

Year	Player	No	Yards	Avg	Lg	TD
1960	Jim Colclough	49	666	13.6	61	9
1961	Gino Cappelletti	45	768	17.1	53	8
1962	Jim Colclough	40	868	21.7	78t	10
1963	Jim Colclough	42	793	18.8	56t	3
1964	Gino Cappelletti	49	865	17.7	58t	7
1965	Jim Colclough	40	677	16.9	41	3
1966	Art Graham	51	673	13.2	42	4
1967	Art Graham	41	606	14.8	79t	4
1968	Jim Whalen	47	718	15.3	87t	7
1969	Carl Garrett	29	267	9.2	34	2
1970	Ron Sellers	38	550	14.5	48	4
1971	Randy Vataha	51	872	17.1	88t	9
1972	Reggie Rucker	44	681	15.5	62	3
1973	Reggie Rucker	53	743	14.0	64	3
1974	Mack Herron	38	474	12.5	18	5
1975	Randy Vataha	46	720	15.7	47	6
1976	Andy Johnson	29	343	11.8	53	4
1977	Sam Cunningham	42	370	8.8	35	1
1978	Russ Francis	39	543	13.9	53	4
1979	Harold Jackson	45	1013	22.5	59	7
	Stanley Morgan	44	1002	22.8	63t	12
1980	Stanley Morgan	45	991	22.0	71	6
1981	Don Hasselbeck	46	808	17.6	51	6
	Stanley Morgan	44	1029	23.4	76t	6
1982	Stanley Morgan	28	584	20.9	75t	3
1983	Stanley Morgan	58	863	14.9	50t	2
1984	Derrick Ramsey	66	792	12.0	34	7
1985	Tony Collins	52	549	10.6	49	2
1986	Stanley Morgan	84	1491	17.8	44t	10
1987	Tony Collins	44	347	7.9	29	3
1988	Reggie Dupard	34	232	6.8	15	0
1989	Eric Sievers	54	615	11.4	46	0
1990	Irving Fryar	54	856	15.9	56	4
1991	Marv Cook	82	808	9.9	49	3
1992	Irving Fryar	55	791	14.4	54t	4
1993	Ben Coates	53	659	12.4	54t	8

PASS INTERCEPTIONS

Year	Player	No	Yards	Avg	Lg	TD
1960	Gino Cappelletti	4	68	17.0	24	0
1961	Don Webb	5	153	30.6	59	2
1962	Ross O'Hanley	5	83	16.6	28	0
1963	Bob Suci	8	277	36.7	98	2
1964	Ron Hall	11	148	13.5	50	0
1965	Ron Hall	3	35	11.7	29	0
1966	Ron Hall	6	159	26.5	87	0
1967	Nick Buoniconti	4	7	1.8	7	0
	Don Webb	4	91	22.8	41	0
1968	Leroy Mitchell	7	41	5.9	20	0
1969	Larry Carwell	4	114	28.5	38	0
1970	Daryl Johnson	2	51	25.5	42	0
1971	Larry Carwell	5	72	14.4	53t	1
1972	Honor Jackson	4	133	33.3	55	0
1973	Ron Bolton	6	65	10.8	56	0
1974	Ron Bolton	7	18	2.6	10	0
1975	Ron Bolton	5	33	6.6	15	0
1976	Mike Haynes	8	90	11.3	28	0
1977	Mike Haynes	5	54	10.8	22	0
1978	Mike Haynes	6	123	20.5	50	1
1979	Raymond Clayborn	5	56	11.2	27	0
1980	Raymond Clayborn	5	87	17.4	29	0
1981	Rick Sanford	3	28	9.3	21	0
	Tim Fox	3	20	6.7	20	0
1982	Mike Haynes	4	26	6.5	26	0
1983	Rick Sanford	7	24	3.4	16	0
1984	Raymond Clayborn	3	102	34.0	85	0
1985	Fred Marion	7	189	27.0	83	0
1986	Ronnie Lippett	8	76	9.5	43	0
1987	Fred Marion	4	53	13.3	25	0
1988	Raymond Clayborn	4	65	16.3	31	0
	Fred Marion	4	47	11.8	22	0
	Roland James	4	30	7.5	22	0
1989	Maurice Hurst	5	31	6.2	16t	1
1990	Maurice Hurst	4	61	15.3	36	0
	Ronnie Lippett	4	94	23.5	73	0
	Fred Marion	4	17	4.3	16	0
1991	Maurice Hurst	3	21	7.0	21	0
1992	Jerome Henderson	3	43	14.3	34	0
	Maurice Hurst	3	29	9.7	27	0
1993	Maurice Hurst	4	53	13.3	24	0

KICKOFF RETURNS

Year	Player	No	Yards	Avg	Lg	TD
1960	Dick Christy	24	617	25.7	46	0
1961	Larry Garron	16	438	27.4	89	1
1962	Larry Garron	24	686	28.5	95t	1
1963	Larry Garron	28	693	24.7	58	0
1964	J.D. Garrett	32	749	23.4	42	0
1965	Jay Cunningham	17	374	22.0	45	0
1966	Joe Bellino	18	410	22.8	43	0
1967	Jay Cunningham	30	627	20.0	41	0
1968	Willie Porter	36	812	22.6	61	0
1969	Carl Garrett	28	792	28.3	63	0
1970	Odell Lawson	25	546	21.8	52	0
1971	Carl Garrett	24	538	22.4	37	0
1972	Carl Garrett	16	410	25.6	49	0
1973	Mack Herron	41	1092	26.6	92t	1
1974	Mack Herron	28	629	18.0	62	0
1975	Allen Carter	32	879	27.5	99t	1
1976	Jess Phillips	14	397	28.4	71	0
1977	Raymond Clayborn (NFL Leader)	28	869	31.0	101t	3
1978	Raymond Clayborn	27	636	23.6	60	0
1979	Allan Clark	37	816	22.1	38	0
1980	Horace Ivory (NFL Leader)	36	992	27.6	98t	1
1981	Tony Collins	39	773	18.3	32	0
1982	Ricky Smith	24	567	23.6	98t	1
1983	Ricky Smith	42	916	21.8	53	0
1984	Tony Collins	26	544	20.9	46	0
1985	Stephen Starring	48	1012	21.1	53	0
1986	Stephen Starring	36	802	22.3	52	0
1987	Stephen Starring	23	445	19.3	43	0
1988	Sammy Martin	31	735	23.7	95t	1
1989	Sammy Martin	24	584	24.3	38	0
1990	Sammy Martin	25	515	20.6	38	0
1991	Jon Vaughn	34	717	21.1	99t	1
1992	Jon Vaughn	20	564	28.2	100t	1
1993	Ray Crittenden	23	478	20.8	44	0

PUNTING

Year	Player	No	Yards	Avg	Lg
1960	Tom Greene	59	2235	37.9	66
1961	Tom Yewcic	62	2406	38.8	64
1962	Tom Yewcic	68	2634	38.7	56
1963	Tom Yewcic	73	2880	39.4	65
1964	Tom Yewcic	72	2787	38.7	63
1965	Tom Yewcic	76	3094	40.7	70
1966	Jim Fraser	53	2044	38.6	68
1967	Terry Swanson	65	2632	40.5	62
1968	Bob Scarpitto	34	1382	40.6	87
	Terry Swanson	62	2449	39.5	57
1969	Tom Janik	70	2903	41.5	56
1970	Tom Janik	86	3364	39.1	57
1971	Tom Janik	87	3249	37.3	58
1972	Pat Studstill	75	2859	38.1	57
1973	Bruce Barnes	55	2134	38.8	53
1974	Bruce Barnes	45	1604	35.6	50
1975	Mike Patrick	83	3223	38.8	62
1976	Mike Patrick	67	2688	40.1	52
1977	Mike Patrick	65	2354	36.2	64
1978	Jerrel Wilson	54	1921	35.6	57
1979	Eddie Hare	83	3038	36.6	58
1980	Mike Hubach	63	2392	38.0	69
1981	Rich Camarillo	47	1959	41.7	75
1982	Rich Camarillo	49	2140	43.7	76
1983	Rich Camarillo	81	3615	44.6	70
1984	Rich Camarillo	48	2020	42.1	61
1985	Rich Camarillo	92	3953	43.0	75
1986	Rich Camarillo	89	3746	42.1	64
1987	Rich Camarillo	62	2489	40.1	73
1988	Jeff Feagles	91	3482	38.3	74
1989	Jeff Feagles	64	2392	37.4	64
1990	Brian Hansen	90	3752	41.7	69
1991	Shawn McCarthy	66	2650	40.2	93
1992	Shawn McCarthy	103	4212	40.9	61
1993	Mike Saxon	73	3096	42.4	59

PUNT RETURNS

Year	Player	No	Yds	Avg	Lg	TD
1960	Billy Wells	12	66	4.6	16	0
1961	Fred Bruney	23	109	4.7	11	0
1962	Ron Burton	21	122	5.8	22	0
1963	Bob Suci	25	233	9.3	22	0
1964	Dave Cloutier	20	136	6.8	40	0
1965	Ron Burton	15	61	4.1	12	0
1966	Tom Hennessey	7	39	5.6	11	0
1967	Jay Cunningham	17	105	6.2	44	0
	Joe Bellino	15	129	8.6	18	0
1968	Willie Porter	22	135	6.1	24	0
1969	Carl Garrett	12	159	13.3	45	0
1970	Carl Garrett	17	168	9.9	62	0
1971	Carl Garrett	8	124	15.5	50	0
1972	Carl Garrett	6	36	6.0	27	0
1973	Mack Herron	27	282	10.8	54	0
1974	Mack Herron	35	517	14.8	66	0
1975	Darryl Stingley	15	113	7.5	29	0
1976	Mike Haynes	45	608	13.5	89t	2
1977	Stanley Morgan	16	220	13.8	53	0
	Mike Haynes	24	200	8.3	46	0
1978	Stanley Morgan	32	335	10.5	48	0
1979	Stanley Morgan	29	289	10.0	80t	1
1980	Roland James	33	331	10.0	75t	1
1981	Stanley Morgan	15	116	7.7	26	0
1982	Ricky Smith	16	139	8.7	19	0
1983	Ricky Smith	38	398	10.5	55	0
1984	Irving Fryar	36	347	9.6	55	0
1985	Irving Fryar	37	520	14.1	85t	2
1986	Irving Fryar	35	336	10.5	59t	1
1987	Irving Fryar	18	174	9.7	36	0
1988	Irving Fryar	38	398	10.5	30	0
1989	Sammy Martin	19	164	8.6	28	0
1990	Irving Fryar	28	133	4.8	17	0
1991	Jerome Henderson	27	201	7.4	39	0
1992	Walter Stanley	28	227	8.1	50	0
1993	Troy Brown	25	224	9.0	19	0

YEAR-BY-YEAR TOTAL YARDAGE LEADERS

Year	Player	Total Yards	Rushing	Receiving
1960	Alan Miller	700	416	284
1961	Jim Colcough	794	37	757
	Billy Lott	794	461	333
1962	Ron Burton	1009	548	350
1963	Larry Garron	1168	750	418
1964	Larry Garron	935	585	350
1965	Gino Cappelletti	680	0	680
1966	Jim Nance	1561	1458	103
1967	Jim Nance	1412	1216	196
1968	Jim Whalen	718	0	718
1969	Carl Garrett	958	691	267
1970	Jim Nance	670	522	148
1971	Carl Garrett	1049	784	265
1972	Carl Garrett	898	488	410
1973	Reggie Rucker	742	-1	743
1974	Mack Herron	1298	824	299
1975	Sam Cunningham	919	666	253
1976	Sam Cunningham	1123	824	299
1977	Sam Cunningham	1385	1015	370
1978	Sam Cunningham	1065	768	297
1979	Harold Jackson	1025	12	1013
1980	Stanley Morgan	1027	36	991
1981	Tony Collins	1105	873	232
1982	Tony Collins	819	632	187
1983	Tony Collins	1306	1049	257
1984	Craig James	949	790	159
1985	Craig James	1587	1227	360
1986	Stanley Morgan	1491	0	1491
1987	Tony Collins	821	474	347
1988	John Stephens	1266	1168	98
1989	John Stephens	1040	833	207
1990	John Stephens	1004	808	196
1991	Leonard Russell	1040	959	81
1992	Irving Fryar	797	6	791
1993	Leonard Russell	1333	1088	245

300+ YARD PASSING GAMES

	Yds.	Att.	Comp.	Name	Date	Opp.
1	414	45	26	Tony Eason	09-21-86	vs. Seattle
2	402	53	34	Tom Ramsey	11-29-87	vs. Philadelphia
3	401	42	23	Steve Grogan	10-12-86	vs. NY Jets
4	400	47	25	Babe Parilli	10-16-64	vs. Oakland
5	379	38	21	Babe Parilli	12-18-66	at NY Jets
6	375	52	36	Tony Eason	11-16-86	at LA Rams
7	374	39	25	Steve Grogan	11-10-80	at Houston
8	372	43	30	Hugh Millen	11-17-91	vs NY Jets
9	365	46	25	Steve Grogan	11-23-75	at Buffalo
10	355	40	23	Steve Grogan	11-08-81	vs. Miami
11	354	45	25	Babe Parilli	11-17-63	vs. Kansas City
12	350	35	19	Steve Grogan	11-04-79	at Buffalo
		39	21	Steve Grogan	11-29-79	at Miami
14	348	32	18	Jim Plunkett	11-18-73	vs. Green Bay
15	341	49	25	Tony Eason	09-17-89	vs. Miami
16	333	36	20	Babe Parilli	11-29-64	at Houston
17	331	31	21	Babe Parilli	10-18-63	vs. Denver
18	330	40	21	Hugh Millen	12-08-91	vs. Indianapolis
		30	19	Steve Grogan	10-11-81	at NY Jets
20	329	43	27	Drew Bledsoe	01-02-94	vs. Miami
21	326	32	22	Hugh Millen	10-20-91	vs. Minnesota
22	325	42	22	Matt Cavanaugh	09-27-81	at Pittsburgh
23	317	36	15	Steve Grogan	10-28-79	at Baltimore
24	315	18	13	Steve Grogan	09-09-79	vs. NY Jets
25	313	46	25	Steve Grogan	12-24-89	vs. LA Rams
		29	19	Tony Eason	10-21-84	vs. Miami
		38	21	Tony Eason	11-04-84	at Denver
28	306	30	17	Steve Grogan	10-25-81	at Washington
29	304	38	18	Tom Yewcic	10-05-63	at NY Jets
		28	20	Tony Eason	10-06-85	at Cleveland

Accomplished 30 times: 11 Grogan; 6 Eason; 5 Parilli; 3 Millen; 1 Bledsoe, Cavanaugh, Plunkett, Ramsey, Yewcic.

100+ YARD RUSHING GAMES

	YDS.	ATT.	Name	Game	Opp.
1	212	23	Tony Collins	9-18-83	vs. NY Jets
2	208	38	Jim Nance	10-30-66	vs. Oakland
3	185	34	Jim Nance	9-24-67	at Buffalo
4	177	25	Don Calhoun	11-28-76	vs. Denver
		22	Don Calhoun	12-5-76	vs. New Orleans
6	164	24	Jim Nance	12-17-67	at Miami
7	161	32	Tony Collins	11-28-82	vs. Houston
8	147	27	Leonard Russell	11-28-93	vs. NY Jets
		23	Tony Collins	10-23-83	at Buffalo
10	146	17	Jim Nance	12-11-66	at Houston
		35	Michael LeBlanc	10-11-87	vs. Buffalo
12	143	17	Don Calhoun	9-10-78	vs. St. Louis
13	142	25	Craig James	12-22-85	vs. Cincinnati
14	141	25	Sam Cunningham	10-7-76	vs. Buffalo
		24	Don Calhoun	11-14-76	at Baltimore
		25	Sam Cunningham	10-16-77	at San Diego
17	140	13	Larry Garron	10-26-62	vs. Oakland
18	138	26	Leonard Russell	12-26-93	vs. Indianapolis
	138	30	Craig James	12-16-84	vs. Indianapolis
20	137	21	Tony Collins	9-12-82	at Baltimore
21	134	25	John Stephens	10-23-88	at Buffalo
22	133	23	Jim Nance	11-27-66	at Miami
23	130	17	John Stephens	12-17-88	at Denver
24	129	22	Sam Cunningham	10-27-74	at Minnesota
25	128	21	Mosi Tatupu	12-4-83	vs. New Orleans
		16	Horace Ivory	11-5-78	at Buffalo
27	127	29	Jim Nance	10-8-67	vs. San Diego
		21	Carl Garrett	11-28-71	at Buffalo
		16	Ron Burton	10-23-60	at Denver
		14	Andy Johnson	12-12-76	at Tampa
31	126	24	Jim Nance	9-18-66	at Denver
		23	John Stephens	11-19-89	vs. Buffalo
33	125	24	Jim Nance	11-16-69	at Cincinnati
		11	Sam Cunningham	10-20-74	at Buffalo
35	124	35	John Stephens	10-30-88	vs. Chicago
		27	John Stephens	12-3-89	vs. Indianapolis
		18	Andy Johnson	10-19-75	vs. Baltimore
38	123	30	Scott Lockwood	12-27-92	vs. Miami
39	121	31	John Stephens	12-4-88	vs. Seattle
		12	J.D. Garrett	10-4-64	at Denver
41	120	20	Craig James	11-4-84	at Denver
42	119	23	Craig James	11-3-85	vs. Miami
		13	Mack Herron	10-12-75	at Cincinnati
44	118	22	Sam Cunningham	10-24-76	at Buffalo
		17	Ron Burton	9-16-62	vs. Houston
46	116	28	Leonard Russell	10-10-93	at Phoenix
		12	Horace Ivory	11-18-79	vs. Baltimore
		10	Larry Garron	10-22-61	vs. Buffalo
49	115	26	Craig James	12-8-85	vs. Detroit
50	113	21	Sam Cunningham	11-17-74	vs. NY Jets
		20	Jim Nance	10-15-67	vs. Miami
		16	Don Calhoun	12-21-80	at New Orleans
		15	Horace Ivory	10-22-78	vs. Miami
55	112	26	Leonard Russell	12-15-91	at N.Y. Jets
		19	Craig James	11-22-84	at Dallas
57	111	19	Jim Nance	12-8-68	at Miami
		15	Carl Garrett	10-10-71	vs. NY Jets
59	110	20	Jon Vaughn	11-22-92	vs. NY Jets
60	109	27	Andy Johnson	9-18-78	vs. Baltimore
		24	Jim Nance	12-4-66	vs. Buffalo
		22	Don Calhoun	11-21-76	at NY Jets
		18	Jim Nance	11-26-67	at Houston
		17	Jim Nance	11-9-69	vs. Miami
65	108	26	Jim Nance	11-5-67	vs. Houston
		25	Jim Nance	10-23-66	vs. San Diego
		23	Josh Ashton	10-1-72	vs. Washington
		14	Craig James	11-24-85	at NY Jets
69	107	22	Jim Nance	11-20-66	at Kansas City
		20	Tony Collins	9-16-84	vs. Seattle
		17	Larry Garron	12-8-63	at Houston
72	106	27	Leonard Russell	11-3-91	at Buffalo
		21	Sam Cunningham	9-19-76	vs. Miami
		19	Don Calhoun	11-23-80	vs. Baltimore
75	105	23	Sam Cunningham	9-18-77	vs. Kansas City
		22	Craig James	1-12-86	at Miami*
		11	Dick Christy	11-11-60	vs. NY Titans

(100 + Rushers Continued On Next Page)

78	104	25	John Stephens	11-6-88	vs. Miami
		23	Craig James	1-5-86	at LA Raiders*
		22	Jim Nance	11-13-66	vs. Houston
81	103	32	Tony Collins	12-19-82	at Seattle
		22	Tony Collins	10-25-81	at Washington
		21	Andy Johnson	10-26-75	vs. San Francisco
		15	Don Calhoun	12-7-75	vs. NY Jets
		7	Steve Grogan	10-18-76	vs. NY Jets
86	101	31	Sam Cunningham	10-9-77	vs. Seattle
		21	Sam Cunningham	10-3-76	vs. Oakland
88	100	22	Mark van Eeghen	12-19-82	at Seattle
		21	Tony Collins	11-6-83	vs. Buffalo
		19	Sam Cunningham	11-23-75	at Buffalo
		17	Vagas Ferguson	11-23-80	vs. Baltimore
92		6	Robert Weathers	9-4-83	vs. Baltimore

Accomplished 91 Times: 17 Nance; 11 Cunningham; 9 C. James; 8 Calhoun, Collins; 7 Stephens; 5 Russell; 4 Johnson; 3 Garron, Ivory; 2 Burton, C. Garrett; 1 Ashton, Christy, Ferguson, J.D. Garrett, Grogan, Herron, LeBlanc, Lockwood, Tatupu, van Eeghen, Vaughn, R. Weathers.

100+ YARD RECEIVING GAMES

	Yds	Rec	Name	Date	Opp.
1	182	5	Stanley Morgan	11-8-81	vs. Miami
2	170	5	Stanley Morgan	11-26-78	at Indy
3	167	8	Art Graham	11-6-64	vs. Houston
4	165	8	Irving Fryar	10-4-92	at NY Jets
5	162	7	Stanley Morgan	10-12-86	vs. NY Jets
6	161	9	Irving Fryar	10-20-91	vs. Minnesota
		7	Stanley Morgan	9-21-86	vs. Seattle
8	158	5	Stanley Morgan	11-4-79	at Buffalo
		3	Ron Sellers	12-14-69	at Houston
10	156	6	Art Graham	10-5-63	at New York Jets
11	151	5	Stanley Morgan	10-28-79	at Baltimore
12	150	7	Mike Timpson	12-22-92	at Cincinnati
13	149	10	Tony Romeo	11-17-63	vs. Kansas City
		6	Randy Vataha	12-7-75	vs. NY Jets
15	148	8	Cedric Jones	9-10-89	at NY Jets
		8	Stanley Morgan	12-22-86	at Miami
17	147	7	Gino Cappelletti	10-31-64	at NY jets
		5	Harold Jackson	12-16-79	vs. Minnesota
19	146	5	Gino Cappelletti	12-18-65	vs. Houston
		6	Stanley Morgan	11-1-87	vs. LA Raiders
21	143	8	Irving Fryar	11-17-91	vs. NY Jets
22	142	4	Jim Colclough	10-6-62	vs. NY Titans
		4	Stanley Morgan	11-30-80	at San Francisco
23	141	7	Stanley Morgan	1-2-83	vs. Buffalo
		3	Stanley Morgan	11-22-81	at Buffalo
25	140	6	Stanley Morgan	10-6-85	at Cleveland
		4	Aaron Marsh	9-22-68	vs. NY Jets
27	139	7	Don Hasselbeck	10-11-81	at NY Jets
		6	Russ Francis	9-26-76	at Pittsburgh
29	137	9	Jim Colclough	11-17-63	vs. Kansas City
30	136	9	Stanley Morgan	10-9-83	at Indianapolis
31	134	11	Art Graham	11-20-66	at Kansas City
		6	Jim Colclough	12-20-64	vs. Buffalo
		6	Irving Fryar	11-24-91	vs. Buffalo
		6	Jim Whalen	10-15-67	vs. Miami
36	132	6	Irving Fryar	10-13-85	vs. Buffalo
37	131	6	Gino Cappelletti	10-13-61	vs. Houston
38	130	10	Hart Lee Dykes	12-17-89	at Pittsburgh
		7	Stanley Morgan	12-5-82	at Chicago
40	129	7	Randy Vataha	12-5-71	vs. Miami
		6	Stanley Morgan	12-9-79	at NY Jets
42	127	6	Cedric Jones	11-5-89	vs. NY Jets
		6	Harold Jackson	10-19-80	at Baltimore
		4	Stanley Morgan	12-26-82	at Pittsburgh
		3	Jim Colclough	11-30-62	vs. NY Titans
46	126	5	Harold Jackson	9-27-81	at Pittsburgh
		5	Russ Francis	9-24-78	at Oakland
		3	Irving Fryar	10-12-86	vs. NY Jets
49	125	7	Russ Francis	11-23-75	at Buffalo
		6	Stanley Morgan	10-5-86	vs. Miami
		3	Stanley Morgan	9-18-78	vs. Baltimore
52	124	7	Harold Jackson	9-3-78	vs. Washington
		5	Dick Christy	11-4-60	vs. Oakland
		5	Stanley Morgan	11-29-79	at Miami
		4	Ron Sellers	11-2-69	vs. Houston
56	123	7	Jim Colclough	9-16-61	vs. Denver

1994 NEW ENGLAND PATRIOTS

		5	Jim Colclough	11-11-62	at Denver
		5	Joe Johnson	11-25-60	vs. Houston
59	122	8	Stanley Morgan	11-4-84	at Denver
		5	Stanley Morgan	11-28-82	vs. Houston
		4	Jim Whalen	12-17-67	at Miami
		3	Irving Fryar	10-30-88	vs. Chicago
63	121	8	Darryl Stingley	10-30-77	vs. NY Jets
			Stanley Morgan	12-14-86	vs. San Francisco
		4	Stanley Morgan	12-22-85	vs. Cincinnati
			Tony Romeo	9-21-62	vs. Denver
		3	Harold Jackson	9-9-79	vs. NY Jets
68	120	7	Stanley Morgan	11-10-85	vs. Indianapolis
69	119	8	Greg McMurtry	12-8-91	vs. Indianapolis
70	118	7	Stanley Morgan	11-16-86	at LA Rams
		5	Harold Jackson	10-29-78	vs N.Y. Jets
		4	Stanley Morgan	10-4-81	vs. Kansas City
		3	Gino Cappelletti	11-13-66	vs. Houston
74	117	6	Eric Sievers	12-10-89	at Miami
75	116	9	Art Graham	9-9-67	at San Diego
		7	Stanley Morgan	9-7-86	vs. Indianapolis
		4	Darryl Stingley	10-23-77	vs. Baltimore
78	115	4	Irving Fryar	11-4-90	at Philadelphia
79	114	4	Jim Colclough	11-7-65	vs. Buffalo
		3	Stanley Morgan	10-21-84	vs. Miami
81	113	6	Larry Garron	12-11-66	at Houston
		2	Jim Whalen	10-27-68	at NY Jets
83	112	5	Don Hasselbeck	10-25-81	at Washington
		3	Jim Colclough	12-17-67	at Miami
85	111	8	Gino Cappelletti	12-18-66	at NY Jets
		6	Don Hasselbeck	9-6-81	vs. Baltimore
87	110	6	Jim Colclough	10-18-63	vs. Denver
		6	Irving Fryar	9-21-86	vs. Seattle
89	109	6	Tony Collins	10-27-85	vs. Buffalo
		3	Jim Whalen	10-25-65	at Oakland
91	108	8	Hart Lee Dykes	12-24-89	vs. LA Rams
		6	Ben Coates	10-31-93	at Indianapolis
		6	Billy Lott	10-22-61	vs. Buffalo
		5	Reggie Rucker	11-18-73	vs. Green Bay
		5	Ron Sellers	10-4-70	vs. Baltimore
		2	Stanley Morgan	9-21-80	at Seattle
		2	Stephen Starring	9-25-83	at Pittsburgh
98	107	7	Randy Vataha	10-24-71	at Dallas
		6	Irving Fryar	11-1-87	vs. LA Raiders
		5	Stanley Morgan	12-7-86	vs. Cincinnati
101	106	4	Harold Jackson	10-1-78	vs. San Diego
		2	Larry Garron	10-23-66	vs. San Diego
103	105	5	Hart Lee Dykes	11-12-89	vs. New Orleans
		5	Harold Jackson	11-29-79	at Miami
		3	Stephen Starring	9-2-84	at Buffalo
106	104	8	Stanley Morgan	9-11-86	at NY Jets
		8	Derrick Ramsey	11-18-84	vs. Indianapolis
		3	Stanley Morgan	10-8-78	vs. Philadelphia
		3	Art Graham	11-29-64	at Houston
110	103	7	Gino Cappelletti	11-3-62	at Buffalo
		7	Reggie Rucker	10-8-72	at Buffalo
		6	Andy Johnson	12-21-75	at Baltimore
		5	Hart Lee Dykes	10-7-90	vs. Seattle
114	102	7	Stanley Morgan	10-25-87	at Indianapolis
		5	Irving Fryar	10-22-89	at San Francisco
		5	Ron Sellers	10-25-70	at Baltimore
		5	Stephen Starring	9-7-86	vs. Indianapolis
		5	Stanley Morgan	11-22-87	vs. Indianapolis
		3	Stanley Morgan	10-14-84	vs. Cincinnati
		3	Stanley Morgan	9-7-80	vs. Cleveland
		3	Stanley Morgan	9-9-79	vs. NY Jets
		3	Ron Sellers	12-7-69	at San Diego
123	101	6	Irving Fryar	9-20-92	vs. Seattle
		6	Gino Cappelletti	10-9-64	vs. San Diego
		5	Stanley Morgan	12-9-84	at Philadelphia
		5	Ron Sellers	11-23-69	vs. Buffalo
127	100	11	Tony Collins	11-29-87	vs. Philadelphia
		6	Bob Adams	12-9-73	at Buffalo
		4	Randy Vataha	12-19-71	at Baltimore
		3	Don Calhoun	12-14-75	vs. Buffalo
131		3	Stanley Morgan (Playoff)	1-4-87	at Denver

Accomplished 131 times: 39 times (including one playoff) Stanley Morgan; 12 Irving Fryar; 9 Jim Colclough; 8 Harold Jackson; 7 Gino Cappelletti; 6 Ron Sellers; 5 Art Graham; 4 Hart Lee Dykes, Randy Vataha; 3 Russ Francis, Don Hasselbeck, Stephen Starring; 2 Tony Collins, Cedric Jones, Larry Garron, Tony Romero, Reggie Rucker, Darryl Stingley; 1 Bob Adams, Don Calhoun, Dick Christy, Ben Coates, Andy Johnson, Joe Johnson, Billy Lott, Aaron Marsh, Greg McMurtry, Derrick Ramsey, Eric Sievers, Mike Timpson.

OPPONENT 300+ YARD PASSING GAMES

	Yds	Att	Com	Player	Opp	Date
1	457	41	27	Jackey Lee	vs. Hou	10/13/61
2	386	29	22	Ken O'Brien	vs. NYJ	11/5/89
3	386	36	20	George Blanda	vs. Hou	9/16/64
4	362	43	22	Joe Namath	at NYJ	11/5/67
5	359	51	29	Dan Marino	vs. Mia	11/6/88
6	357	37	25	Dan Fouts	vs. SD	10/16/83
7	356	41	21	Jim Kelly	vs. Buf	11/19/89
8	340	30	19	Bert Jones	at Bal	12/18/77
9	338	56	28	Joe Namath	vs. NYJ	10/2/66
10	337	34	16	Cotton Davidson	vs. Oak	10/16/64
11	333	40	20	Boomer Esiason	at Cin	12/22/91
	333	31	17	Lin Dawson	at KC	11/17/68
13	331	21	15	Steve DeBerg	vs. KC	12/2/90
	331	38	21	Jackey Lee	vs. Hou	11/25/60
15	330	35	18	Jeff George	at Ind	11/15/92
16	329	42	25	Dan Fouts	at SD	11/9/75
17	328	44	20	George Blanda	vs. Hou	11/6/64
18	325	36	22	Malcolm Wood	at NYJ	10/31/64
19	324	38	25	Lin Dawson	at KC	11/20/66
20	321	38	25	Dan Marino	vs. Mia	10/6/91
21	320	37	23	Paul McDonald	at Cle	10/7/84
22	317	46	29	Jim Kelly	vs. Buf	11/7/93
	317	63	35	Rich Gannon	vs. Min	10/20/91
	317	36	18	Jack Kemp	at Buf	10/26/63
25	316	39	24	Dan Marino	vs. Mia	10/21/84
26	315	40	26	John Elway	at Den	11/4/84
	315	24	12	Jack Kemp	vs. SD	10/7/61
28	314	31	18	Randall Cunningham	vs. Phi	11/29/87
29	313	26	19	Ken O'Brien	at NYJ	9/21/87
30	312	28	17	Tom Tupa	at Pho	9/29/91
	312	36	20	Jim Zorn	at Sea	9/21/80
32	311	33	20	Ken O'Brien	at NYJ	11/24/85
33	309	41	26	Ken O'Brien	vs. NYJ	11/17/91
34	308	20	15	Jim Kelly	vs. Buf	9/27/92
	308	61	35	Tommy Kramer	vs. Min	12/16/79
36	305	36	22	Richard Todd	at NYJ	10/27/83
37	302	31	16	Lin Dawson	vs. Dal	10/12/62
38	301	42	27	Jeff George	at Ind	9/1/91
	301	39	24	Archie Manning	at NO	12/21/80
40	300	32	21	Dan Marino	at Mia	12/10/89
41	300	34	18	Cotton Davidson	vs. Dal	11/3/61

OPPONENT 100+ YARD RUSHING GAMES

	Yds	Att.	Player	Opp.	Date
1	250	29	OJ Simpson	vs. Buf	9/16/73
2	219	22	OJ Simpson	at Buf	12/9/73
3	210	26	Greg Bell	vs. Ram	12/24/89
4	197	15	Mercury Morris	at Mia	9/30/73
5	190	31	Harold Green	at Cin	12/20/92
6	185	21	OJ Simpson	vs. Buf	12/14/75
7	174	36	Chris Warren	vs. Sea	9/19/93
8	173	28	Hershal Walker	vs. Dal	11/15/87
9	168	32	John Riggins	vs. NYJ	10/15/72
10	165	22	Thurman Thomas	at Buf	11/18/90
11	163	18	James Brooks	vs. Cin	12/7/86
12	162	19	Tony Dorsett	vs. Dal	9/21/81
13	159	23	Sammie Smith	vs. Mia	9/9/90
14	157	33	Ruben Mayes	at NO	11/30/86
15	155	27	Roland Hooks	vs. Buf	11/6/77
16	153	33	Joe Cribbs	vs. Buf	12/13/81
17	152	20	John Riggins	vs. NYJ	12/7/75
18	151	26	Greg Pruitt	at Cle	9/26/77
19	150	18	Emerson Boozer	vs. NYJ	10/15/72
20	149	39	Ernest Byner	vs. Was	12/15/90
21	148	32	Barry Sanders	vs. Det	9/12/93
22	147	30	Floyd Little	vs. Den	11/3/68
23	146	16	Randy McMillan	vs. Bal	9/6/81
24	143	40	Johnny Hector	vs. NYJ	10/12/86
25	142	34	Lydell Mitchell	at Bal	12/16/73
	142	32	Cookie Gilchrist	vs. Den	9/21/65
27	140	33	John Riggins	vs. Was	9/23/84
28	139	25	Hoyle Granger	at Hou	12/14/69
29	137	18	Wilbert Montgomery	at Phi	9/13/81

1994 NEW ENGLAND PATRIOTS

	137	8	Paul Lowe	vs. SD	10/28/60
31	136	28	Anthony Thompson	at Pho	11/25/90
	136	22	Thurman Thomas	vs. Buf	10/28/90
	136	30	Ottis Anderson	vs. StL	12/2/84
	136	24	Mike Pruitt	vs. Cle	10/20/83
	136	29	Franco Harris	vs. Pit	12/8/74
36	133	32	Larry Mason	vs. Cle	10/4/87
37	132	28	John Riggins	vs. NYJ	10/14/73
38	131	17	Wayne Patrick	at Buf	10/11/69
39	130	30	Earl Campbell	at Hou	11/10/80
40	126	32	Thurman Thomas	at Buf	11/3/91
41	125	25	William Andrews	at Atl	10/30/83
42	124	8	Randall Cunningham	at Phi	11/4/90
	124	19	William Andrews	vs. Atl	9/14/80
	124	22	Matt Snell	at NYJ	12/18/67
	124	22	Hoyle Granger	at Hou	11/26/67
46	123	24	Anthony Toney	vs. Phi	11/29/87
	123	17	O J Simpson	vs. Buf	11/1/70
48	122	24	Chris Warren	vs. Sea	9/20/92
	122	32	O J Simpson	at Buf	10/20/74
	122	19	Abner Haynes	at Dal	9/8/62
51	121	16	Larry Czonka	vs. Mia	11/9/69
52	120	18	Thurman Thomas	vs. Buf	9/27/92
	120	16	Stanley Wilson	vs. Cin	12/7/86
	120	16	Don Nottingham	vs. Mia	9/28/75
55	119	17	Tony Nathan	vs. Mia	12/6/81
	119	21	Benny Malone	at Mia	10/31/76
	119	20	Clemon Daniels	vs. Oak	10/8/65
58	118	14	Brent Fullwood	at G.B.	10/9/88
	118	29	Eric Dickerson	vs. Ind	10/2/88
	118	30	Joe Cribbs	at Buf	10/30/80
	118	27	Earl Campbell	vs. Hou	12/13/78
62	117	19	Merril Hoge	at Pitt	12/9/90
	117	27	Eric Dickerson	vs. Ind	11/22/87
	117	23	Emerson Boozer	at NYJ	12/18/67
65	116	26	Curt Warner	at Sea	12/18/83
	116	19	Delvin Williams	vs. Mia	10/22/78
67	115	20	Kevin Mack	at Cle	10/6/85
	115	21	Larry Czonka	at Mia	12/6/70
69	114	24	Thurman Thomas	at Buf	9/5/93
70	113	24	Heath Sherman	at Phi	11/4/90
	113	15	Mercury Morris	vs. Mia	12/3/72
	113	20	Larry Brown	vs. Was	10/1/72
	113	23	Leroy Kelly	at Cle	11/21/71
74	112	19	Barry Word	vs. KC	12/2/90
75	111	30	Thurman Thomas	vs. Buf	11/7/93
	111	17	John Fuqua	at Pit	10/22/72
77	110	17	Freeman McNeil	vs. NYJ	10/28/84
	110	25	O J Simpson	at Buf	10/24/76
79	109	13	Lorenzo Hampton	at Mia	12/22/86
	109	23	Matt Snell	at NYJ	10/26/69
	109	19	Bill Mathis	at NYJ	10/1/61
82	108	19	Mark Higgs	at Mia	11/21/93
83	107	23	Joe Cribbs	vs. SF	12/14/86
	107	23	Andre Franklin	vs. Mia	12/12/82
	107	23	Cookie Gilchrist	at Buf	11/3/62
86	106	28	Dalton Hillard	vs. NO	11/12/89
	106	25	Franco Harris	at Pit	9/25/83
	106	19	Freeman McNeil	vs. NYJ	9/19/82
89	105	21	Thurman Thomas	at Buf	10/1/89
	105	24	Curt Warner	at Sea	11/17/85
	105	18	Larry Watkins	vs. Buf	9/16/73
	105	21	Floyd Little	at Den	9/14/69
93	104	19	Ricky Waters	vs. SF	10/11/92
	104	19	Tim Worley	at Pitt	12/17/89
	104	22	Johnny Hector	vs. NYJ	12/13/87
	104	17	Joe Cribbs	vs. Buf	1/2/83
	104	18	Woody Campbell	at Hou	12/15/68
98	103	22	O J Simpson	vs. Buf	11/19/72
99	102	24	Eric Dickerson	at Ram	11/16/86
	102	17	Kenny King	at Oak	11/1/81
	102	16	Curtis Dickey	vs. Bal	11/23/80
102	101	23	William Howard	vs. TB	12/11/88
	101	23	Franco Harris	at Pit	12/26/82
	101	18	Joe Delaney	vs. KC	10/4/81
	101	23	Jim Braxton	vs. Buf	12/14/75
106	100	20	Blair Thomas	vs. NYJ	9/30/90
	100	19	Wilbert Montgomery	at Phi	12/9/84
	100	32	Horace King	at Det	10/10/76
	100	16	John Riggins	at NYJ	10/13/74
	100	14	Mercury Morris	vs. Mia	10/28/73
111	100	8	Mark Smolinski	vs. NYJ	9/8/63

OPPONENT 100+ YARD RECEIVING GAMES

Yds Rec.	Player	Opp.	Date
1 232 13	Charles Hennigan	vs. Hou	10/13/61
2 210 13	Lance Alworth	vs. SD	11/10/63
3 206 11	Art Powell	vs. Oak	10/8/65
4 202 8	Charles Hennigan	vs. Hou	9/16/62
5 187 6	Roger Carr	vs. Bal	9/18/78
6 182 6	Charles Frazier	at Hou	9/19/65
7 181 12	Charles Hennigan	at Hou	11/29/64
8 177 6	Lance Alworth	vs. SD	10/23/66
9 175 9	Rob Moore	vs. NYJ	9/30/90
10 171 9	Bill Groman	vs. Hou	11/25/60
11 169 7	Lionell Taylor	at Den	9/29/63
12 168 9	Andre Reed	vs. Buf	9/27/92
168 6	Wesley Walker	at NYJ	11/24/85
14 164 5	Don Maynard	vs. NYJ	11/19/67
15 163 7	Anthony Johnson	at Ind	11/15/92
163 6	Tim McGee	at Cin	9/23/90
17 162 11	Art Powell	at NYJ	10/6/62
18 160 5	Gene Washington	at SF	10/31/71
160 3	Dave Kocourek	vs. SD	10/7/61
20 158 6	Charles Frazier	vs. Hou	11/13/66
21 156 9	Butch Johnson	at Den	11/4/84
22 155 10	Chris Burford	vs. KC	9/25/66
23 151 7	Stephone Paige	vs. KC	12/2/90
151 4	Jerry Tarr	vs. Den	9/21/62
25 150 8	Art Powell	at Oak	9/22/63
150 7	Bill Groman	at Hou	12/18/60
27 148 5	Bill Groman	vs. Hou	10/13/61
28 147 4	J.D. Hill	at Buf	11/23/75
147 6	Lance Alworth	at SD	12/7/69
30 145 8	Ernie Jones	at Pho	9/29/91
145 8	Duriel Harris	vs. Mia	11/8/81
32 144 7	Frank Jackson	at KC	12/6/64
33 143 9	Charles Frazier	vs. Hou	11/6/64
143 11	Bake Turner	at NYJ	10/31/64
35 141 8	Charlie Taylor	vs. Was	10/1/72
141 6	Glenn Bass	at Buf	11/15/64
37 140 6	Wesley Walker	vs. NYJ	10/20/85
140 10	Chris Burford	vs. Dal	10/12/62
39 138 8	Steve Largent	at Sea	11/17/85
138 6	Cliff Branch	at Oak	12/1/74
41 137 9	Fred Biletnikoff	at Oak	12/18/76
137 8	John Henderson	vs. Min	12/13/70
137 9	Donnie Stone	at Den	12/3/61
137 7	Chris Buford	vs. Dal	11/3/61
45 136 12	Dave Casper	vs. Oak	10/3/76
46 135 7	Art Powell	vs. Oak	9/13/64
47 134 8	Steve Watson	at Den	11/4/84
48 133 7	Steve Largent	at Sea	12/18/83
133 9	Otis Taylor	at KC	11/20/66
50 132 6	Trumaine Johnson	at Buf	10/23/88
132 5	Don Maynard	at NYJ	10/29/67
52 131 4	Al Denson	at Den	9/3/67
53 130 6	Haven Moses	vs. Buf	11/23/69
130 6	Al Carmichael	vs. Den	9/9/60
55 129 6	Andre Rison	at Ind	10/29/89
129 8	Henry Ellard	at Ram	11/16/86
129 5	Eddie Brown	vs. Cin	12/22/85
129 6	Don Maynard	at NYJ	12/17/66
129 3	Elbert Dubenion	vs. Buf	12/20/64
60 128 5	Ernest Givins	vs. Hou	10/8/89
128 3	Ray Butler	vs. Sea	9/21/86
62 127 9	Al Toon	vs. NYJ	11/17/91
127 6	Steve Largent	at Sea	9/21/80
127 7	Ed Rutkowski	at Buf	11/15/64
65 126 5	Frank Pitts	at KC	11/17/68
66 125 8	Tony Hill	at Dal	11/22/84
67 124 9	Oliver Williams	at Hou	10/18/87
124 8	Lance Alworth	vs. SD	10/9/64
124 6	Anderson	vs. SD	10/28/60
70 123 9	Mark Duper	vs. Mia	9/13/87
71 122 7	Mark Clayton	vs. Mia	11/3/85
122 6	George Farmer	at Ram	10/11/83

	122	4	Raymond Chester	vs. Bal	12/18/77
	122	6	Don Maynard	vs. NYJ	11/14/65
	122	9	Charles Hennigan	at Hou	12/8/63
76	121	5	Andre Reed	at Buf	11/3/91
	121	5	Mike Quick	vs. Phi	11/29/87
	121	4	Mel Baker	at Mia	12/15/74
	121	5	Don Maynard	at NYJ	11/28/65
	121	7	Art Powell	vs. Oak	10/16/64
81	120	7	Duriel Harris	at Cle	10/7/84
	120	9	Chris Burford	vs. KC	11/21/65
83	119	6	Fred Banks	at Mia	12/10/89
	119	12	Lionel Taylor	vs. Den	9/21/62
85	118	7	Bake Turner	at NYJ	11/28/65
	118	7	Fred Biletnikoff	vs. Oak	10/24/65
87	117	8	Junior Miller	vs. Atl	9/14/80
	117	5	John Gilliam	at Min	10/27/74
	117	5	Don Maynard	at NYJ	10/6/62
90	116	7	Frank Lewis	at Buf	10/23/83
	116	15	Ricky Young	vs. Min	12/16/79
92	115	5	Otis Taylor	vs. KC	9/23/73
	115	3	Bo Roberson	vs. Oak	10/16/64
94	114	10	Chris Carter	vs. Min	10/20/91
	114	4	Andre Reed	at Buf	10/1/89
	114	4	Billy Cannon	vs. Oak	9/17/67
97	113	4	James Lofton	vs. Buf	9/27/92
	113	7	Frank Lewis	vs. Buf	1/2/83
	113	9	Marlin Briscoe	vs. Mia	9/15/74
	113	8	Don Maynard	vs. NYJ	11/30/62
	113	7	Charles Henningan	vs. Hou	11/25/60
102	112	6	Jerry Rice	at SF	10/22/89
	112	5	Clemon Daniels	vs. Oak	10/30/66
104	111	6	Roland Hooks	at Buf	11/22/81
	111	8	Dan Woods	at SD	10/16/77
	111	5	Ron Shanklin	at Pit	10/22/72
107	110	6	Andre Reed	at Buf	9/5/93
	110	12	Jim Jensen	vs. Mia	11/6/88
	110	8	Al Toon	vs. NYJ	12/13/87
	110	5	Glenn Doughty	vs. Bal	12/18/77
	110	6	Rich Caster	at NYJ	10/5/75
	110	7	Ahmad Rashad	vs. Buf	11/3/74
113	109	4	Duriel Harris	at Mia	9/11/83
	109	3	Fred Biletnikoff	vs. Oak	10/22/67
	109	3	Lance Alworth	vs. SD	10/17/65
	109	6	Don Maynard	at NYJ	10/31/64
	109	3	Charlie Ferguson	at Buf	10/26/63
	109	3	Al Carmichael	at Den	10/23/60
119	108	7	Gary Garrison	at SD	11/9/75
	108	8	Charlie Young	at Phi	11/4/73
121	107	4	Ricky Proehl	at Pho	9/29/91
	107	6	Andre Reed	vs. Buf	11/19/89
	107	6	Fred Biletnikoff	at Oak	10/6/68
	107	4	Don Norton	vs. SD	10/19/62
	107	8	Perry Richards	vs. Buf	10/22/61
126	106	9	George Sauer	vs. NYJ	10/2/66
	106	5	Don Norton	at SD	10/31/65
	106	10	Lionel Taylor	at Den	10/23/60
129	105	8	Paul Johns	vs. Sea	9/16/84
	105	3	Mike Barber	at Hou	11/10/80
	105	5	Willie Frazier	vs. SD	9/9/67
132	104	7	Bob Chandler	vs. Buf	11/7/76
	104	5	Paul Warfield	vs. Mia	9/15/74
	104	4	Marlin Briscoe	at Buf	11/29/70
	104	5	Joe Auer	at Mia	11/27/66
	104	7	Elbert Dubenion	at Buf	10/8/66
137	103	11	Tom Rathman	at SF	10/22/89
	103	6	Glenn Bass	vs. Buf	12/20/64
	103	10	Bake Turner	vs. NYJ	9/8/63
140	102	6	Mark Clayton	at Mia	12/10/89
	102	4	Mark Duper	vs. Mia	10/5/86
	102	2	Willie Frazier	vs. Hou	11/6/64
143	101	6	James Brooks	vs. Cin	12/7/86
	101	7	Gene Washington	vs. Min	12/13/70
	101	5	Bill Groman	at Hou	11/12/61
146	100	6	Dave Casper	vs. Hou	11/28/82
	100	3	Luther Hayes	at SD	12/17/61
148	100	5	Don Maynard	vs. NYJ	11/11/60

ALL-TIME DRAFT

1994

- 1 Willie McGinest, 4, LB, Southern Cal
- 2 Kevin Lee, 35, WR, Alabama
- 3a Choice to San Diego (NE trades its pick, 70th overall, and its fifth round pick, 137th overall, for San Diego's third round choice, 78th overall, and RB Marion Butts)
- 3b Ervin Collier, 78, NT, Florida A&M (from San Diego in trade described earlier)
- 3c Joe Burch, 90, C, Texas Southern (from Miami, along with a 1993 draft pick, Todd Rucci, in exchange for WR Irving Fryar)
- 4a Choice to Arizona (NE trades its pick, 107 overall, to Arizona for its fourth round pick from Miami, 121 overall, and its fifth round pick from LA Rams, 135 overall)
- 4b John Burke, 121, TE, Virginia Tech (from Miami through Arizona in trade described earlier)
- 5a Choice to San Diego (in trade described earlier)
- 5b Pat O'Neill, 135, P, Syracuse (from LA Rams through Arizona in trade described earlier)
- 6a Steve Hawkins, 166, WR, Western Michigan
- 6b Max Lane, 168, OT, Navy (from Seattle in the trade for Jon Vaughn)
- 7a Jay Walker, 198, QB, Howard
- 7b Marty Moore, 222, LB, Kentucky (from Dallas in exchange for QB Hugh Millen)

1993

- 1 Drew Bledsoe, 1, QB, Washington St.
- 2a Chris Slade, 31, LB, Virginia
- 2b Todd Rucci, 51, OL, Penn State (from Miami, along with a 1994 draft pick, in exchange for WR Irving Fryar)
- 2c Vincent Brisby, 58, WR, NE Louisiana (as a result of the L.A. Raiders passing on their selection in the second round, the Patriots first selection of the third round reverted to being the 27th pick in the second round)
- 4a Kevin Johnson, 86, NT, Texas Southern
- 4b Corwin Brown, 110, DB, Michigan (from Green Bay in exchange for RB John Stephens. The Patriots then traded that pick, 15th in round and 99th overall, to San Diego in exchange for the Chargers' 1993 fourth round, 110th pick and a 1993 fifth round, 138th pick)
- 5a Scott Sisson, 113, K, Georgia Tech
- 5b Richard Griffith, 138, TE, Arizona (from San Diego in the above mentioned trade)
- 6 Lawrence Hatch, 142, DB, Florida
- 8 Troy Brown, 198, WR/KR, Marshall

1992

- 1 Eugene Chung, 13, OL, Virginia Tech (from Dallas, along with a third round pick in 1992, in exchange for Patriots' first round, 19th pick from Atlanta, second round, 37th pick and fourth round, 104th pick from Atlanta)

- 2 Rod Smith, 35, DB, Notre Dame (acquired from Phoenix in exchange for Patriots' second round, 46th pick from Atlanta and fourth round, 100th pick from L.A. Raiders in 1991) in 1992
- 3a Todd Collins, 64, LB, Carson-Newman
- 3b Kevin Turner, 71, RB, Alabama (acquired from Dallas through Minnesota, along with first round pick in 1992, in exchange for a first round, 19th pick from Atlanta, second round, 37th pick and fourth round, 104th pick from Atlanta in 1992)
- 4a Dion Lambert, 90, CB, UCLA (acquired from San Diego in a 1991 draft day trade in exchange for a fifth round, 127th pick from Pittsburgh in 1991)
- 4b Darren Anderson, 93, CB, Toledo
- 5 Dwayne Sabb, 116, LB, New Hampshire (acquired from Tampa Bay in a trade during 1991 season in exchange for LB Jesse Solomon)
- 6 Tracy Boyd, 165, OG, Elizabeth City St. (acquired from Detroit, along with seventh round pick in 1992, a 10th round pick in 1992 and a 12th round pick in 1992, in exchange for Patriots' sixth round, 145th pick from Phoenix, in 1992)
- 7a Wayne Hawkins, 176, WR, Southwest St.
- 7b Jim Gray, 194, DT, West Virginia (acquired from Detroit in earlier listed trade)
- 8a Scott Lockwood, 204, RB, Southern Cal. (acquired from Cleveland in March of 1992 in exchange for OG Fred Childress)
- 8b Sam Gash, 205, RB, Penn State
- 9 David Dixon, 232, DT, Arizona State
- 10a Turner Baur, 261, TE, Stanford
- 10b Steve Gordon, 277, OC, California (acquired from Detroit in earlier listed trade)
- 11 Mike Petko, 288, LB, Nebraska
- 12 Freeman Baysinger, 333, WR, Humboldt State (acquired from Detroit in earlier listed trade)

1991

- 1a Pat Harlow, 11, T, Southern California (Patriots traded their first round selection, 1st pick, for Cowboys' first round selection, 11th pick, and Dallas' second round selection, 41st pick)
- 1b Leonard Russell, 14, RB, Arizona State (choice from Dallas in exchange for Patriots' 1st round, 17th pick acquired from Houston, and Patriots' 1991 4th round, 110th pick, acquired from Buffalo in 1990)
- 2 Jerome Henderson, 41, CB, Clemson (choice from Dallas)
- 3 Calvin Stephens, 56, G, South Carolina
- 4 Scott Zolak, 84, QB, Maryland
- 5a Jon Vaughn, 112, RB, Michigan
- 5b Ben Coates, 124, TE, Livingstone College (choice from L.A. Raiders through Dallas, along with a 4th round pick in 1992, in exchange for Patriots' 1991 4th round selection, 100th pick, acquired from Pittsburgh)
- 6 David Key, 140, CB, Michigan
- 7 Blake Miller, 168, C, Louisiana State
- 8 Harry Colon, 196, SS, Missouri
- 9 O'Neil Glenn, 224, G, Maryland
- 10 Randy Bethel, 251, TE, Miami (Fla.)

- 11a Vincent Moore, 279, WR, Tennessee
11b Paul Alsbury, 303, P, SW Texas State (choice from San Diego through the L.A. Raiders, along with a 4th round selection in 1992, in exchange for Patriots' 1991 5th round selection, 127th pick, acquired from Pittsburgh)
12 Timothy Edwards, 307, DT, Delta State

1990

- 1a Chris Singleton, 8, LB, Arizona (Patriots traded their 1st round, 3rd pick, and 2nd round, 29th pick for Seahawks' two 1st round selections, 8th and 10th picks and Seattle's 3rd round pick)
1b Ray Agnew, 10, DE, North Carolina State (choice from Seattle)
2 Choice to Seattle
3a Tom Hodson, 59, QB, Louisiana State
3b Greg McMurtry, 80, WR, Michigan (acquired from Dallas along with Cowboys' 7th round pick, later traded to Buffalo and the Cowboys' 5th round, 120th pick, in exchange for Patriots' 3rd round selection, originally Seattle's, NE's 6th round, 143rd pick, and 8th round, 197th pick)
5a Junior Robinson, 110, DB, East Carolina (choice from Washington, along with Redskins' 2nd pick in the 5th rd., which was later traded to Denver, in exchange for Patriots' 4th round, 86th pick)
5b Jon Melander, 113, OT, Minnesota
5c James Gray, 120, RB, Texas Tech (choice from Dallas)
6 Choice to Dallas
7 Choice to Buffalo
8 Choice to Dallas
9 Shawn Bouwens, 226, OG, Nebraska - Wesleyan
10 Anthony Landry, 253, RB, Stephen F. Austin
11 Sean Smith, 280, DE, Georgia Tech
12a Ventson Donelson, 309, DB, Michigan St.
12b Blaine Rose, 322, OG, Maryland (choice from Buffalo, along with a 4th round pick in 1991, in exchange for Patriots' two 7th round picks in 1990, one of which came from Dallas)

1989

- 1 Hart Lee Dykes, 16, WR, Oklahoma State
2 Eric Coleman, 43, DB, Wyoming
3a Marv Cook, 63, TE, Iowa (choice from Tampa Bay for Stephen Starring trade of 1988)
3b Chris Gannon, 73, DE, S. W. Louisiana
4a Maurice Hurst, 96, DB, Southern (from Washington for Patriots fifth-round pick of 1988)
4b Michael Timpson, 100, WR, Penn State
5 127th pick, sent to Green Bay through Cleveland as part of 1988 trade for Mike Baab
6 Eric Mitchel, 166, RB, Oklahoma (Patriots traded their 6th round, 157th pick, for Raiders' 6th round pick, 166, and NE gains Raiders' 8th round, 224th pick)
7a Eric Lindstrom, 178, LB, Boston College (from Raiders as part of Brian Holloway trade of 1987)
7b (sent to San Diego for Thomas Benson trade of 1988)
8a Rodney Rice, 211, DB, Brigham Young
8b Tony Zackery, 224, DB, Washington (from Raiders as part of draft-day trade

exchanging 6th round picks; originally San Francisco's pick)

- 9a Darron Norris, 241, RB, Texas
9b Curtis Wilson, 248, OC, Missouri (from Minnesota for Patriots' 11th-round pick of 1988)
10 Emanuel McNeil, 268, NT, Tenn.-Martin
11 Tony Hinz, 295, FB, Harvard
12 Aaron Chubb, 325, LB, Georgia

1988

- 1 John Stephens, 17, RB, Northwestern (La.) St.
2 Vincent Brown, 43, LB, Miss. Valley St.
3 Tom Rehder, 69, T, Notre Dame
4a Tim Goad, 87, NT, North Carolina (from Tampa Bay in exchange for NE's 1987 fifth-round pick)
4b Sammy Martin, 97, WR/KR, LSU (from Minnesota in 1987 trade for QB Rich Gannon)
4c Teddy Garcia, 100, K, Northeast Louisiana
5 Troy Wolkow, 115, G, Minnesota
5b Patriots selection #127 traded to Washington in exchange for Redskins' fourth-round choice in 1989
6 Steve Johnson, 154, TE, Virginia Tech
7 Darryl Usher, 181, WR/KR, Illinois
8 Patriots selection #236 to Chicago as part of QB Doug Flutie trade
9 Neil Galbraith, 240, CB, Central (Ok.) St.
10 Rodney Lossow, 267, C, Wisconsin (from L.A. Raiders as part of 1987 trade for OT Brian Holloway)
11 Marvin Allen, 294, RB, Tulane
11b Patriots selection #296 traded to Minnesota in exchange for Vikings' ninth-round choice in 1989
12 Dave Nugent, 321, NT, Boston College

1987

- 1 Bruce Armstrong, 23, OT, Louisville
2 Patriots' selection 51 overall traded to Tampa Bay as part of OT-OG Sean Farrell trade (also 7th and 9th round picks)
3a Bob Perryman, 79, RB, Michigan
3b Patriots trade 81 overall and 10th round pick, 275 overall, to LA Raiders for Raiders' two fourth round picks, 98 and 102 overall; 81 overall pick originally from Washington for WR Ricky Sanders trade
4a Rich Gannon, 98, QB-RB, Delaware
4b Derrick Beasley, 102, DB, Winston-Salem
4c Tim Jordan, 107, LB, Wisconsin
5a Danny Villa, 113, OT, Arizona State (choice from San Diego for DB Vencie Glenn trade)
5b Tom Gibson, 116, DE, Northern Arizona (choice from Tampa Bay for Patriots' 6th round pick in 1986)
6 Gene Taylor, 163, WR, Fresno State
7 Patriots' selection 191 overall traded to Tampa Bay as part of Sean Farrell trade
8 Patriots' selection 219 overall traded to Kansas City for TE Willie Scott
9 Patriots' selection 247 overall traded to Tampa Bay as part of OT-OG Sean Farrell trade
10 Patriots' selection, 275 overall, and 3rd round pick, 81 overall, traded to LA Raiders for two fourth round picks, 98 and 102 overall
11 Carlos Reveiz, 302, K, Tennessee
12 Elgin Davis, 330, RB, Central Florida

1986

- 1 Reggie Dupard, 26, RB, Southern Methodist
- 2a Mike Ruth, 42, NT, Boston College (choice from Seattle as part of Bob Cryder trade of 1984)
- 2b Vencie Glenn, 54, DB, Indiana State
- 3 Patriots' selection 81 overall forfeited
- 4 Scott Gieselman, 109, TE, Boston College
- 5 Greg Robinson, 137, OL, Sacramento St.
- 6 Patriots' selection 164 overall traded to Tampa Bay for Buccaneers' fifth-round pick in 1987
- 7a Ray McDonald, 187, WR, Florida (choice from San Francisco as part of Matt Cavanaugh trade of 1983)
- 7b Brent Williams, 193, DE, Toledo
- 8 Greg Baty, 220, TE, Stanford
- 9 George Colton, 248, OG, Maryland
- 10 Cletis Jones, 276, RB, Florida State
- 11 Gene Thomas, 303, WR, U of Pacific
- 12 Don McAulay, 330, K, Syracuse

1985

- 1 Patriots' selection 16 overall traded to San Francisco
- 1 Trevor Matich, 28, OC, BYU (choice from San Francisco)
- 2a Garin Veris, 48, DE, Stanford
- 2b Jim Bowman, 52, DB, Central Michigan (choice from LA Raiders part of Mike Haynes deal of 1983)
- 2c Ben Thomas, 56, DE, Auburn (choice from San Francisco)
- 3 Patriots' selection to San Francisco
- 3 Audrey McMillian, 84, DB, Houston (choice from San Francisco)
- 4a Tom Toth, 102, OT, Western Michigan
- 4b Gerard Phelan, 108, WR, Boston College (choice from LA Raiders part of Shelby Jordan deal of 1983)
- 5 Choice to Cincinnati as part of WR Irving Fryar tradeup deal of 1984
- 6 Choice to Philadelphia as part of K Tony Franklin deal of 1984
- 7a Choice to LA Raiders as part of the Mike Haynes deal of 1983
- 7b Choice to LA Raiders
- 8a Choice to Atlanta for DB Rod McSwain (1984)
- 8b Miford Hodge, 224, DE, Washington St. (choice from San Francisco part of Matt Cavanaugh deal of 1983)
- 9 Choice to Pittsburgh for RB/WR Greg Hawthorne (1984)
- 10 Choice to Denver for P Luke Prestridge (1984)
- 11 Paul Lewis, 296, RB, Boston University
- 12 Tony Mumford, 328, RB, Penn State

1984

- 1 Irving Fryar, 1, WR, Nebraska
- 2 Ed Williams, 43, LB, Texas
- 3 Jonathan Williams, 70, RB, Penn State
- 5 Paul Fairchild, 124, OG, Kansas
- 6 Ernest Gibson, 151, DB, Furman
- 7a Bruce Kallmeyer, 184, K, Kansas
- 7b Derwin Williams, 192, WR, New Mexico
- 8 James Keyton, 211, OT, Arizona State
- 9a Scott Bolzan, 238, OT, Northern Illinois
- 9b David Windham, 251, LB, Jackson State
- 11 Charlie Flager, 292, OG, Washington St.
- 12 Harper Howell, 319, TE, UCLA

SUPPLEMENTAL DRAFT:

- 1 Ricky Sanders, 16, WR, SW Texas St.
- 2 Eric Jordan, 43, RB, Purdue
- 3 Walter Lewis, 70, QB, Alabama

1983

- 1 Tony Eason, 15, QB, Illinois
- 2 Darryl Wilson, 47, WR, Tennessee
- 3a Stephan Starring, 74, WR, McNeese St.
- 3b Steve Moore, 80, OG/OT, Tennessee St. (choice from San Diego in FS Tim Fox trade)
- 4 Johnny Rembert, 101, LB, Clemson
- 5a Smiley Creswell, 118, DE, Michigan St. (choice from Chicago in LB Rod Shoate trade)
- 5b Darryl Lewis, 128, TE, Texas-Arlington
- 6 Mike Bass, 155, K, Illinois
- 7 Craig James, 187, RB, SMU Washington-USFL
- 8 Ronnie Lippett, 214, DB, Miami (FL)
- 9a Ricky Williams, 233, RB, Langston (choice from New Orleans)
- 9b Mark Keel, 240, TE, Arizona Arizona-USFL
- 10a James Williams, 264, TE, Wyoming (choice from NY Giants in LB Bill Matthews trade)
- 10b Toby Williams, 265, DE, Nebraska (choice from New Orleans)
- 10c Tom Ramsey, 267, QB, UCLA Los Angeles-USFL
- 11a Steve Parker, 292, WR, Abilene Christian (choice from New Orleans)
- 11b Calvin Eason, 294, DB, Houston
- 12a Waddell Kelly, 319, RB, Arkansas State (choice from New Orleans)
- 12b Andy Ekern, 326, OT, Missouri

1982

- 1a Ken Sims, 1, DE, Texas
- 1b Lester Williams, 27, DT, Miami (FL) (choice from San Francisco in TE Russ Francis deal)
- 2a Robert Weathers, 40, RB, Arizona State (choice from San Diego in FS Tim Fox deal)
- 2b Andre Tippet, 41, LB, Iowa (choice from San Francisco)
- 2c Darryl Haley, 55, OT, Utah (choice from San Francisco)
- 3a Cedric Jones, 56, WR/KR, Duke
- 3b Clayton Weishuhn, 60, LB, Angelo State (choice from Seattle for RB Horace Ivory)
- 4a George Crump, 85, DE, East Carolina
- 4b Brian Ingram, 111, LB, Tennessee (choice from San Francisco in TE Russ Francis deal)
- 5 Fred Marion, 112, DB, Miami (FL)
- 6 Ricky Smith, 141, DB, Alabama State
- 7 Jeff Roberts, 168, LB, Tulane
- 8 Ken Collins, 197, LB, Washington State
- 9 Kelvin Murdock, 224, WR, Troy State
- 10 Brian Clark, 253, K, Florida.
- 11a Used to select WR Chy Davidson of Rhode Island in 1981 supplemental draft.
- 11b Steve Sandon, 296, QB, Northern Iowa (choice from NY Giants for DB Bill Currier)
- 12 Greg Taylor, 308, WR/KR, Virginia

1981

- 1 Brian Holloway, 19, OT, Stanford
- 2 Tony Collins, 47, RB/KR, East Carolina
- 3 Choice to Minnesota for RB Chuck Foreman.

- 4 Don Blackmon, 102, LB, Tulsa.
- 5 Steve Clark, 130, DE, Kansas State
- 6 Ron Wooten, 157, OG, North Carolina
- 7 Ken Toler, 185, WR, Mississippi
- 8a Ken Naber, 194, P, Stanford
(choice from New Orleans for OG Sam Adams)
- 8b Lin Dawson, 212, TE, North Carolina St.
- 9 Choice to Detroit for LB Ed O'Neill
- 10 Choice to Cleveland for DE Ernest Pirce
- 11 Brian Buckley, 295, QB, Harvard
- 12 Cris Crissy, 323, DB/KR, Princeton

1980

- 1a Roland James, 14, DB, Tennessee.
- 1b Vagas Ferguson, 25, RB, Notre Dame
(choice from Houston in OT Leon Gray deal)
- 2 Larry McGrew, 45, LB, USC
- 3 Steve McMichael, 73, DT, Texas
- 4 choice to Los Angeles in WR Harold Jackson deal
- 5 Doug McDougald, 124, DE, VPI
- 6a Choice to Cleveland for DE Mike St. Clair
- 6b Preston Brown, 160, WR/KR, Vanderbilt
(choice from Houston in OT Leon Gray deal)
- 7 Tom Kearns, 180, OG, Kentucky
- 8 Mike House, 208, TE, Pacific
- 9 Barry Burget, 235, LB, Oklahoma
- 10 Tom Daniel, 266, OC, Georgia Tech
- 11 Mike Hubach, 293, P, Kansas
- 12 Jimmy Jordan, 320, QB, Florida State

1979

- 1 Rick Sanford, 25, DB, South Carolina
- 2 Bob Golic, 52, LB, Notre Dame
(choice to Los Angeles in WR Harold Jackson deal)
- 4 Eddie Hare, 106, P, Tulsa
- 5 John Zamberlin, 135, LB, Pacific Lutheran
(choice to Pittsburgh)
- 7a Judson Flint, 177, DB, Memphis State
(choice from Washington)
- 7b Choice forfeited
- 8 Randy Love, 216, RB, Houston
- 9 John Spagnola, 245, TE, Yale
- 10a Martin Cox, 270, WR, Vanderbilt
(choice from Denver)
- 10b Allan Clark, 271, RB, Northern Arizona
- 11 (choice to Washington)
- 12 (choice to Detroit)

1978

- 1 Bob Cryder, 18, G, Alabama
- 2 Matt Cavanaugh, 50, QB, Pittsburgh
- 3 Carlos Pennywell, 77, WR, Grambling
- 4 Dwight Wheeler, 02, T, Tennessee State
- 5 Bill Matthews, 129, LB, South Dakota St.
- 6 Kem Coleman, 156, LB, Mississippi
- 7 Mike Hawkins, 188, LB, Texas A&I
- 8a Terry Falcon, 198, G, Montana
(choice from Buffalo through Philadelphia)
- 8b Mosi Tatupu, 215, RB, Southern Calif.
- 9 Tim Petersen, 242, LB, Arizona State
- 10 Bryan Ferguson, 269, DB, Miami
- 11 Charlie Williams, 296, LB, Florida
- 12 John Gibney, 328, C, Colgate

1977

- 1a Raymond Clayborn, 16, DB, Texas
(choice from San Francisco)
- 1b Stanley Morgan, 25, WR, Tennessee
- 2a Horace Ivory, 44, RB, Oklahoma
(choice from San Francisco)
- 2b Don Hasselbeck, 52, TE, Colorado
- 3 Sidney Brown, 82, DB, Oklahoma
- 4 Gerald Skinner, 109, T, Arkansas
(choice to St. Louis)
- 6 (choice to Houston)
- 7 Ken Smith, 192, WR, Arkansas-Pine Bluff
- 8 Brad Benson, 219, G, Penn State
- 9 Jerry Voge, 249, LB, Michigan
- 10a John Rasmussen, 276, T, Wisconsin
- 10b Giles Alexander, 279, DE, Tulsa
(choice from Oakland)
- 11 Ray Costict, 303, LB, Mississippi State
- 12 Dave Preston, 333, RB, Bowling Green

1976

- 1a Mike Haynes, 5, DB, Arizona State
- 1b Pete Brock, 12, C, Colorado
(choice from San Francisco)
- 1b Tim Fox, 21, DB, Ohio State
(choice from Houston through San Francisco)
- 2 Ike Forte, 35, RB, Arkansas
(choice to Chicago)
- 4 (choice to Cleveland through Philadelphia)
- 5 (choice to San Diego)
- 6 (choice to New York Giants)
- 6b Greg Boyd, 170, DE, San Diego State
(choice to Cincinnati)
- 7b Perry Brooks, 202, DT, Southern
(choice from Houston)
- 8a (choice to Philadelphia)
- 8b Stu Betts, 235, RB, Northern Michigan
(choice from Minnesota)
- 9 Doug Beaudoin, 243, DB, Minnesota
- 10 Ricky Feacher, 270, WR, Miss. Valley
- 11 Donnie Thomas, 298, LB, Indiana
- 12 Nathaniel Bell, 325, DT, Tulane
- 13 James Jones, 352, DB, Central Michigan
- 14 David Quehl, 382, WR, Holy Cross
- 15 Bernard Coleman, 409, WR, Bethune-Cookman
- 16 Clifford Brown, 436, DT, Tuskegee
- 17 Todd Anderson, 465, C, Stanford

1975

- 1 Russ Francis, 16, TE, Oregon
- 2 Rod Shoate, 41, LB, Oklahoma.
- 3 Pete Cusick, 66, DT, Ohio State.
- 4a Allen Carter, 86, RB, So. California
(choice from San Diego through Cleveland)
- 4b Steve Burks, 91, WR, Arkansas State
- 5a Steve Grogan, 116, QB, Kansas State
- 5b Steve Freeman, 117, DB, Mississippi St.
(choice from Philadelphia)
- 6 (choice to Detroit)
- 7 Lawrence Williams, 172, WR, Texas Tech
(choice to Chicago)
- 9 (choice to Pittsburgh)
- 10 (choice to Pittsburgh)
- 11 Rene Garnett, 272, DB, Idaho State
- 12a Matt Kendon, 297, DT, Idaho State
- 12b Conredge Holloway, 306, QB, Tennessee
(choice from Washington)
- 13 Joe Harvey, 328, DE, Northern Michigan
- 14 Tom Gossom, 353, WR, Auburn
- 15 Don Clayton, 378, RB, Murray State
- 16 Kerry Marbury, 403, RB, West Virginia
- 17 Myke Horton, 428, T, UCLA

1974

- 1 (choice to San Francisco)
- 2a Steve Corbett, 30, G, Boston College
(choice from Chicago)
- 2b Steve Nelson, 34, LB, North Dakota St.
- 3 (choice to Chicago through Washington)
- 4 (choice to Cincinnati)
- 5a Andy Johnson, 113, RB, Georgia
- 5b Charlie Battle, 124, LB-DE, Grambling
(choice from Washington through New Orleans)
- 6a (Choice to Baltimore)
- 6b Chuck Ramsey, 141, P, Wake Forest
(choice from Philadelphia)
- 7 (choice to Pittsburgh)
- 7b Maury Damkroger, 178, LB, Nebraska
(choice from Washington)
- 8 (choice to Chicago)
- 9a Ed McCartney, 209, TE, NE Oklahoma
(from Houston)
- 9b (choice to Washington)
- 10 (choice to Pittsburgh)
- 11 Archie Gibson, 268, RB, Utah State
- 12 Eddie Foster, 296, T, Oklahoma
- 13 Phil Benett, 321, RB, Boston College
- 14 Cecil Bowens, 346, RB, Kentucky
- 15 Sam Hunt, 374, LB, Stephen F. Austin
- 16 Lucious Selmon, 399, DT, Oklahoma
- 17 Gary Hudson, 424, DB, Boston College

1973

- 1a John Hannah, 4, G, Alabama
- 1b Sam Cunningham, 11, RB, Southern Cal.
(choice from Los Angeles)
- 1c Darryl Stingley, 19, WR, Purdue
(choice from Chicago)
- 2 (choice to Cleveland through N.Y. Giants)
- 3a Brad Dusek, 56, DB, Texas A&M
- 3b Charles Davis, 79, RB, Alcorn A&M
(choice from Dallas)
- 4 Allen Gallaher, 82, T, Southern Cal.
- 5 Doug Dumler, 193, C, Nebraska
- 6 (Choice to New Orleans)
- 7 (Choice to Miami)
- 8 Isaac Brown, 185, RB, W. Kentucky
- 9 David Callaway, 212, T, Texas A&M
- 10 Dan Ruster, 238, DB, Oklahoma
- 11 Homer May, 264, TE, Texas A&M
- 12 Bruce Barns, 290, P, UCLA
- 13 Alan Lowry, 316, DB, Texas
- 14 Raymond Hamilton, 342, LB, Oklahoma
- 15 Conde Pugh, 358, DB, Norfolk State
- 16 Mike Kutter, 394, DE, Concordia
- 17 Eddie McAshan, 418, QB-DB, Georgia Tech

1972

- 1a (choice to Minnesota as compensation
for Joe Kapp)
- 1b Choice from Los Angeles for Phil Olsen
sent to NY Giants in trade for Fred Dryer
- 2a (choice to Dallas)
- 2b Tom Reynolds, 49, WR, San Diego State
(choice from Kansas City)
- 3a (choice to Dallas)
- 3b Jim White, 73, DE, Colorado State
(choice from Washington through Los Angeles)
- 4 (choice to Dallas)
- 5a (choice to Baltimore)
- 5b Ron Bolton, 124, DB, Norfolk State
(choice from Oakland)
- 6 (choice to Atlanta through New York Giants)
- 7a Clark Hoss, 165, TE, Oregon State

- 7b John Tarver, 165, RB, Colorado
(choice from San Diego)
- 8 Steve Beyrle, 195, G, Kansas State
- 9 Mike Kelson, 220, T, Arkansas
- 10 Mel Caraway, 245, DB, N.E. Oklahoma
- 11 Rodney Cason, 269, T, Angelo State
- 12 Steve Booras, 295, DE, Mesa J.C.
- 13 Sam Elmore, 325, DB, E. Michigan
- 14 Ed Rideout, 350, WR, Boston College
- 15 Joel Kilmek, 375, TE, Pittsburgh
- 16 Eric Dahl, 400, DB, San Jose State
- 17 Junior Ah You, 425, LB, Arizona State

1971

- 1 Jim Plunkett, 1, QB, Stanford
- 2 Julius Adams, 27, DT, Texas Southern
(choice to Buffalo through Oakland)
- 4 (choice to Denver)
- 5 Tim Kelly, 105, LB, Notre Dame
- 6 David Hardt, 131, TE, Kentucky
(choice to Oakland)
- 8 (choice to Buffalo)
- 9 Josh Ashton, 209, RB, Tulsa
- 10 Layne McDowell, 235, T, Iowa
- 11 Dan Schneiss, 251, TE, Nebraska
- 12 John Rodman, 287, T, Northwestern
- 13 Lewis Swain, 313, DB, Alabama A&M
- 14 Alfred Sykes, 339, WR, Florida A&M
- 15 Nick McGarry, 365, TE, Massachusetts
- 16 Jim Zikmund, 391, DB, Kearney State
- 17 Ronald Leigh, 417, DE, Elizabeth City St.

1970

- 1 Phil Olsen, 4, DT, Utah State
(choice to Houston)
- 3 Mike Ballou, 56, LB, UCLA
- 4 Eddie Ray, 83, DB, LSU
- 5 Bob Olson, 107, LB, Notre Dame
(choice from Miami)
- 6 (choice to Buffalo)
- 7 Odell Lawson, 160, RB, Langston, Okla.
(choice to New York Jets)
- 9 Dennis Wirgowski, 212, DE, Purdue
- 10 Henry Brown, 239, K-WR, Missouri
- 11 Dennis Bramlett, 264, T, Texas-El Paso
- 12 Greg Roero, 291, DT, N. Mex. Highlands
- 13 Ronnie Shelley, 316, DB, Troy State
- 14 Garvie Craw, 343, RB/TE, Michigan
- 15 Kent Schoolfield, 368, WR, Florida A&M
- 16 Otis McDaniel, 395, DE, Tuskegee
- 17 Joe Killingsworth, 420, WR, Oklahoma

1969

- 1 Ron Sellers, 6, SE, Florida State
- 2 Mike Montler, 32, G, Colorado
- 3 Carl Garrett, 58, RB, N.M. Highlands
(choice to Denver through Kansas City)
- 5 Onree Jackson, 110, QB, Alabama A&M
(choice to Oakland)
- 7 Rick Hackley, 162, T, New Mexico State
- 8 Bob Gladieux, 188, RB, Notre Dame
- 9a Steve Alexakos, 209, G-LB, San Jose St.
(choice from Buffalo)
- 9b Joe Walker, 214, DE, Albany State
- 10 Dennis Devlin, 240, DB, Wyoming
- 11 Barry Gallup, 266, SE, Boston College
- 12 Richard Lee, 292, DT, Grambling
- 13 Joe Leasey, 318, LB, Alcorn A&M
- 14 John Cagle, 344, LB, Clemson
- 15 Brant Conley, 370, RB-P, Tulsa
- 16 Jim Vuono, 396, LB, Adams State
- 17 George Muse, 472, LB-DB, Grambling

1968

- 1 Dennis Byrd, 6, DT, North Carolina State
- 2 Tom Funchess, 32, T, Jackson State
- 3 Aaron Marsh, 60, FL, Eastern Kentucky
- 4 R.C. Gamble, 88, RB, South Carolina St.
- 5 Jim Smithberger, 116, DB, Notre Dame
(choice to Cincinnati).
- 7 John Schneider, 170, QB, Toledo
- 8 Daryl Johnson, 197, DB, Morgan State
(choice to Houston)
- 10 John Outlaw, 249, DB, Jackson State
- 11 Paul Feldhausen, 278, T, Northland, Wis.
- 12 James Cheyunski, 305, LB, Syracuse
- 13 Max Huber, 332, T, Brigham Young
- 14 Henry McKay, 358, E, Guilford
- 15 Art McMahan, 385, DB, No. Carolina St.
- 16 Charles Fulton, 413, RB, Tennessee
- 17 Ed Koontz, 440, LB, Catawba

1967

- 1 John Charles, 21, DB, Purdue
(choice to Kansas City).
- 3 (choice to New York Jets).
- 4 Ed Philpott, 101, DE, Miami (Ohio)
- 5 Melvin Witt, 128, DE, Arlington State
- 6 Ron Medlen, 154, DE, SMU
- 7 Robert Leo, 180, HB, Harvard
- 8 Tom Fussell, 206, DT, LSU
- 9 Charlie Thornhill, 232, DB, Michigan St.
- 10 John Runnels, 257, LB, Penn State
- 11 Leroy Mitchell, 283, FL, Texas Southern
- 12 Dave Davis, 310, T, Harvard
- 13 Ray Ilg, 336, LB, Colgate
- 14 Bobby Beard, 361, LB, Auburn
- 15 Tom Follard, 388, LB, Mississippi State
- 16 Dik Nocera, 414, HB, Southern Conn.
- 17 Bobby Nichols, 440, TE, Boston Univ.

1966

- 1a Karl Singer, T, Purdue
- 1b Willie Townes, T, Tulsa
- 2a Jim Boudreaux, T, La. Tech
- 2b Ken Avery, LB, Miss. Southern
- 3a Harold Lucas, T, Mich. State
- 3b Ed Toner, G, U. Massachusetts
(choice to New York)
- 4b Heath Wingate, T, Bowling Green
- 5a John Mangum, T, Miss. Southern
- 5b Ray Perkins, E, Alabama.
- 6a Dan Irby, T, Louisiana Tech
- 6b Joe Avezzano, G, Florida State
- 7a Jim Battles, T, Southern U
- 7b Brent Caston, DB, Mississippi
- 8a Sam Montgomery, DB, Southern
- 8b Tom Schaefer, RB, Chattanooga
- 9a Doug Satcher, LB, Southern
- 9b Jack White, QB, Penn State
- 10 Dennis Brewster, T, BYU
- 10b Bob Ellis, HB, Massachusetts
(choice to New York)
- 11b Jay Marion, DB, Wyoming
- 12 Dick Fugere, LB, Cincinnati
- 13 Tom Carr, FB, Bates St.
- 14 Bob Hall, DB, Brown
- 15 Billy Laird, QB, La. Tech
- 16 Buddy Owens, G, Michigan State
- 17 Dick Capp, DE, Boston College
- 18 John Pincavage, E-DB, Virginia
- 19 Joe Novogratz, G, Pittsburgh
- 20 Paul Soule, HB, Bowdoin

1965

- 1a Jerry Rush, T, Michigan State
- 1b Dave McCormick, T, LSU
- 2a (Choice to Houston)
- 2b Bob Kowlowski, T, Virginia
- 3a Jim Whalen, E, Boston College
- 3b Bob Cappadonna, FB, Northeastern
- 4a. Ellis Johnson, HB, S.E. Louisiana
- 4b Dick Arrington, G, Notre Dame
- 5a Corwyn Aldredge, E, N.W. Louisiana
- 5b Dennis Smith, DE, Cincinnati
- 6a Justin Canale, G, Mississippi State
- 6b Billy Ezell, DB, LSU
- 7a Tom Neville, T, Mississippi State
- 7b John Hankinson, QB, Minnesota
- 8a Fred Brown, E, Miami
- 8b Beau Colle, DB, LSU
- 9a Bob Malone, T, Louisiana Tech
- 9b Charles Brown, T, Tulsa
(Choice to Buffalo)
- 10b Dave Hetteema, T, New Mexico
- 11a John Frechette, T, Boston College
- 11b Roy Schmidt, G, Long Beach State
- 12a Jim Weatherly, DB, Mississippi
- 12b Leon Stanridge, E, San Diego State
- 13 Charlie Green, QB, Wittenberg
- 14 Jay Cunningham, HB, Bowling Green
- 15 Ted Rodosevitch, G, Cincinnati
- 16 George Pyne, T, Olivet
- 17a White Graves, DB, LSU
- 17b Dave Lee, E, Louisiana Tech
- 18 Ed Meixler, LB, Boston University
- 19 Jim Nance, FB, Syracuse
- 20 Fred Fugazzi, FB, Missouri Valley

1964

- 1 Jack Concannon, QB, Boston College
- 2 Jim Kelly, E, Notre Dame
- 3 (choice to Denver)
- 4 Jon Morris, E, Holy Cross
(choice to San Diego)
- 6 Jim Mazurek, G, Syracuse
- 7 T.W. Alley, T, William & Mary
- 8a J.D. Garrett, HB, Grambling
- 8b Roger Lalonde, T, Muskingum
- 9 Lennie St. Jean, E, N. Michigan
(choice to Buffalo)
- 11 Jim Barrett, HB, Boston College
(choice to Kansas City)
- 13 Joe Scarpati, DB, N. Carolina State
- 14 Jim Wilson, T, Georgia
- 15 Tony Gibbons, T, John Carroll
- 16 Pete Pedro, HB, West Texas State
- 17 Gary Wood, QB-HB, Cornell
- 18 Joe Tiller, T, Montana State
- 19 Bill Dawson, E, Florida State
- 20 Lonnie Farmer, LB, Chattanooga
- 21 Tony Lawrence, T, Bowling Green
- 22 Dave Archer, T, Syracuse
- 23 Dave Humenick, T, Notre Dame
- 24 Larry Bartolameci, T, West Virginia
- 25 Bryan Generalovich, E, Pittsburgh
- 26 Dick Niglio, HB, Yale

1963

- 1 Art Graham, E, Boston College
- 2 LeRoy Jordan, C, Alabama
- 3 Bob Vogel, T, Ohio State
- 4 Bob Reynolds, T, Bowling Green
- 5 Lou Cioci, G, Boston College
- 6 Sam Silas, T, Southern Illinois
- 7 Dick Williamson, E, Alabama
- 8 Rod Foster, G, Ohio State
- 9 Jim Simon, E, Miami
- 10 Don McKinnon, C, Dartmouth

- 11a Dave Hayes, FB, Penn State
(choice from Houston)
- 11b Dave Watson, G, Georgia Tech
- 12a Bill Gambrell, HB, South Carolina
(choice from Buffalo)
- 12b Tim Gauntner, HB, John Carroll,
- 13a Dave Adams, T, Arkansas
- 13b Ralph Ferrissi, FB, So. Connecticut
- 14 Whaley Hall, T, Mississippi
- 15 Bob Dentel, C, Miami
- 16 Wes Bryant, T, Arkansas
- 17 Tom Neumann, HB, Michigan
- 18 Dave O'Brien, T, Boston College
- 19 Pat McCarthy, QB, Holy Cross
- 20 Jim Bradshaw, HB, Chattanooga
- 21 Gary Sherman, HB, Bowling Green
- 22 Nate Craddock, FB, Parsons
- 23 Al Snyder, HB, Holy Cross
- 24 Dick Schultz, T, Ohio
- 25 Dennis Gaubatz, G, Louisiana State U
- 26 Jim Tullis, HB, Florida A&M
- 27 Dave Adams, T, Arkansas
- 28 Ron Whaley, HB, Chattanooga
- 29 Dock Kelly, G, Georgia

1962

- 1 Gary Collins, E, Maryland
- 2 LeRoy Jackson, HB, W. Illinois
- 3 Sherwyn Thorson, G, Iowa
(choice to Houston)
- 4 (choice to Dallas)
- 6 John Schopf, T, Michigan
- 8 Benny McRae, HB, Michigan
- 9 Bill Triplett, FB, Miami, Ohio
- 10 John Knight, HB, Valparaiso
(choice to Buffalo)
- 12 (choice to Oakland)
- 13 Nick Buoniconti, G, Notre Dame
- 14 Chas. Sieminski, T, Penn State
- 15 Gerry Goerlitz, N. Michigan
- 16 Ken Byers, G, Cincinnati
- 17 Scott Maentz, E, Michigan
- 18 Tom Chandler, T, Florida A&M
- 19 Ron Myers, E, Villanova
- 20 Tom Neck, HB, LSU
- 11 John Traynham, HB, VMI
- 22 Bob Asack, T, Columbia
- 23 Walt Crate, HB, Penn Military
- 24 Don Christman, C, Richmond
- 25 Bob Stem, C, Richmond
- 26 Jim Field, QB, LSU
- 27 Al Gursky, HB, Penn State
- 28 Charles Dickerson, T, Illinois
- 29 Julius Fincke, T, McNeese State
- 30 John L. Finn, T, Louisville
- 31 Mike Ingram, G, Ohio State
- 32 Charles Taylor, HB, Mississippi
- 33 Steve Jastrzembski, E, Pittsburgh
- 34 Ray Lardani, T, Miami (Fla.)

1961

- 1 Tommy Mason, HB, Tulane
- 2 Rip Hawkins, C, North Carolina
- 3 Danny LaRose, E, Missouri
- 4 Mike Zeno, G, Virginia Tech
- 5 Fran Tarkenton, QB, Georgia
- 6 Larry Eisenhauer, T, Boston College
- 7 Paul Terhes, QB, Bucknell
- 8 Charles Long, G, Chattanooga
- 9 Roland Lakes, C, Wichita
- 10 Richard Mueller, E, Kentucky
- 11 Mel West, HB, Missouri
- 12 Wayne Harris, C, Arkansas
- 13 Dan Underwood, T, McNeese State
- 14 James Wright, QB, Memphis State
(choice to Dallas)

- 16 George Balthazar, T, Tennessee A&I
- 17 Ray Ratkowski, HB, Notre Dame
- 18 Tom Rodgers, HB, Kentucky
- 19 Joe Bellino, HB, Navy
- 20 Dan Oakes, G, VPI
- 22 Bob Johnson, E, Michigan
- 23 Darrel DeDecker, C, Illinois
- 24 Don Webb, HB, Iowa State
- 25 Robert Miniham, T, Boston University
- 26 Charles Granger, T, Southern U. (La.)
- 27 Terry Huxhold, T, Wisconsin
- 28 Bryant Harvard, QB, Auburn
- 29 Ernie McMillan, T, Illinois
- 30 George Hulz, T, Mississippi Southern

1960

FIRST SELECTIONS:

- Buddy Allen, HB, Utah State
- Ron Burton, HB, Northwestern
- Dale Chamberlain, FB, Miami, O.
- Henry Christopher, E, SMU
- Dan Colchicco, E, San Jose State
- Jack Cummings, QB, North Carolina State
- James Davis, C, Oklahoma
- Sarafine Fazio, C, Pittsburgh
- Max Fugler, C, LSU
- Jim Gardner, T, Duke
- James Goodyear, T-G, Wake Forest
- Dave Harris, HB, Kansas
- Al Henderson, T, Colorado State
- James Hickman, T-G, Penn State
- Robert Krantz, FB, Penn State
- Joe Kulbacki, HB, Purdue
- Dee Mackey, E, E. Texas St.
- Leon Manley, G, W. Texas St.
- Cliff Manning, T-G, Hardin-Simmons
- Pete Manning, E, Wake Forest
- Edward Mazurek, T, Xavier
- Bell Meglen, G, Utah State
- Frank Mestnik, FB, Marquette
- Ron Mix, T, USC
- Irvin Nikolai, E, Stanford
- Jim Prestel, T, Idaho
- Bob Salerno, G, Coloardo
- Gerhardt Schwedes, HB, Syracuse
- Richard Soergel, QB, Oklahoma St.
- Larry Wagner, T, Vanderbilt
- Harvey White, QB, Clemson
- Tirey Wileman, HB, SMU
- Gary Wisener, E, Baylor

SECOND SELECTIONS:

- 1. Dave Ames, HB, Richmond
- 2. James Boeke, T/G, Heidelberg
- 3. Billy Brewer, QB, Ole Miss.
- 4. Emanuel Congedo, T/G, Villanova
- 5. Pat Dye, T/G, Georgia
- 6. John Farrington, WR, Prairie View
- 7. Rich Grecni, C, Ohio U.
- 8. Bud Jones, WR, SMU
- 9. Don Kacmarek, T/G, North Dakota
- 10. John Lawrence, T/G, North Carolina St.
- 11. Ron Maltory, T/G, Purdue
- 12. Bobby Pate, RB, Presbyterian
- 13. Jack Rudolph, LB, Georgia Tech
- 14. Frank Sally, T/G, California
- 15. Bob Spada, E, Duke
- 16. Pete Tunney, HB, Occidental
- 17. Jim Webster, HB, Marquette
- 18. John Wilcox, T/G, Oregon

ALL-TIME TRADES

Editor's Note: Below is a noncomprehensive list of the Patriots' all-time trades. Many of the early trade dates and information are missing from the Patriots archives. Any additional information that can contribute to making this list more complete would be greatly appreciated. Please contact the Patriots public relations department with any pertinent details to help our department better assist you in future publications.

** denotes conditional trades*

1960

- Ron Mix (OT) to San Diego for Tom Greene (QB).
- Wray Carlton (FB) to Buffalo for Al Crow (DE).
- 8/25 Gordie Holz (OT) to Denver for Larry Cundiff (C).
- 8/31 Gerhard Schwedes (RB) to NY Titans for Marshall Harris (DB) and Titans seventh round choice in 1961.*

1961

- 4/15 Art Hauser (DT) and Bill Striegall (LB) to Denver for Al Romine (S) and Don King (DE).
- 6/1 Tom Greene (QB) to San Diego for Duane Leopard (LB).
- 10/9 Houston Antwine (G) from Houston for Boston's third round draft choice in 1962.

1962

- Ed "Butch" Songin (QB) to NY Titans for Dick Felt (DB).
- Tony Romeo (TE) (and player named later) from Dallas for rights to Bill Hull (E).

1963

- Gerry DeLucca (OT) from Kansas City for future draft choice.
- Harry Jacobs (LB) sold to Buffalo.
- Bill Hudson (DT) from San Diego for draft choice.
- Charley Theokas (C) sold to NY Jets.
- Dick Klein (OT) sold to Oakland.

1964

- Mack Yoho (DE) from Buffalo for future draft choice.
- Walt Cudzik (C) to Denver in partial payment for draft rights to Jack Concannon (QB).
- Billy Lott (FB) to Denver.
- Bob Schmidt (C/T) from Houston for a draft choice.
- 12/30 Eddie Wilson (QB) acquired from Kansas City for a draft choice and cash.

1965

- 12/20 Jim Colclough (WR) and draft rights to Jim Waskiewicz (C) to NY Jets for John Huarte (QB).

1966

- 1/15 Players lost to expansion draft (Miami) Billy Neighbors (G), Ross O'Hanley (S), Jack Rudolph (LB), Ed Wilson (QB).
- 1/29 Ron Burton (RB) to Kansas City for Jim Fraser (P).
- 9/6 Jim Colclough (WR) from NY Jets for draft choice.

1967

- 10/14 Don Trull (QB) from Houston for draft choice.

1968

- 1/15 Players lost to expansion draft (Cincinnati) Joe Bellino (WR), Jim Boudreaux (OT), J.D. Garrett (RB), White Graves (DB), Ron Hall (DB).
- 6/11 Gene Thomas (RB) from Kansas City for Patriots' fourth round choice in 1969.
- 7/20 Babe Parilli (QB) to NY Jets for Myron (Mike) Taliaferro (QB).
- 8/28 Bob Cappadonna (RB) to Buffalo for Bills' ninth round choice in 1969.
- John Williamson (LB) from Oakland for Patriots' sixth round choice in 1969.

ALL-TIME TRADES (cont.)**1969**

- 3/24 Leroy Mitchell (CB) and Patriots' second round choice in 1970 to Houston for Sid Blanks (RB), Larry Carwell (CB), Ron Caveness (LB), and Charlie Frazier (WR).
- 3/24 Nick Buoniconti (LB) to Miami for John Bramlett (LB), Kim Hammond (QB), and Miami's fifth choice in 1970.
Tom Janik (S) from Buffalo for Patriots' sixth choice in 1970.
Ezell Jones (DE) from NY Jets for draft choice.

1970

- 4/14 Jim Whalen (TE) to Denver for Tom Beer (TE).
- 8/31 Ike Lassiter (DE) from Oakland for Patriots' third and seventh round draft choices in 1971.

1971

- 2/1 Jim Schmedding (G) from San Diego for Patriots sixth round choice in 1972*
- 7/8 Mike Haggerty (OT) from Pittsburgh for Marty Schottenheimer (LB) and Patriots' 14th round choice in 1972.
- 7/13 Phil Olsen (DE) to Los Angeles for Rams' first choice in 1972.
- 7/19 Willis Crenshaw (RB) from Denver for Patriots' sixth round choice in 1972.*
- 7/23 Steve Kiner (LB) from Dallas for Patriots' fourth round choice in 1972.
- 7/31 Halvor Hagen (DE) and Honor Jackson (WR) from Dallas for Patriots' second and third round choices in 1972 [this deal originally included Duane Thomas (RB) and Carl Garrett (RB)].
- 7/31 Richie Moore (OT) from Green Bay for John Bramlett (LB).*
- 8/9 Ara Person (TE) from Pittsburgh for Jim Clack (C).
- 9/7 Dave Rowe (DT) from Houston for Tom Funchess (OT).
- 9/8 Mike Haffner (WR) from Denver for Patriots' 13th choice in 1972.*
- 9/8 Eddie Ray (RB) to San Diego for Chargers' seventh round choice in 1972.
- 9/16 Warren Koegel (C) to Oakland for Raiders' fifth round choice in 1972.
- 9/22 Mo Moorman (G) to Kansas City for Chiefs' second round choice in 1972.
- 9/27 Ron Gardin (DB) from Baltimore for Patriots' fifth round choice in 1972.
- 10/1 Phil Clark (S) from Pittsburgh for Rocky Bleier (RB).
- 11/4 Reggie Rucker (WR) acquired from NY Giants (via waivers) for Patriots' sixth round choice in 1972.

1972

- 2/1 Fred Dryer from NY Giants for Patriots' first choice in 1972 and their second round draft choice in 1973.
- 3/27 Ed Philpott (LB) to San Diego for Chargers' seventh round choice in 1973.
- 4/27 Fred Dryer (DE) to Los Angeles for Rick Cash (DT) and Ram's first choice in 1973.
- 5/20 Houston Antwine (DT) to Philadelphia for Billy Hobbs (LB).
- 6/28 Ron Gardin (DB) to Pittsburgh for Steelers' sixth round choice in 1973.*
- 6/29 Jim Flanigan (LB) from New Orleans for Patriots' sixth round choice in 1973.
- 7/14 Ron Sellers (WR) to Dallas for Cowboys' fourth round choice in 1973.
- 7/15 Ike Lassiter (DE) to Washington for Baltimore's ninth round choice in 1973.*
- 7/19 Bill Atessis (DE) to St. Louis for Cardinals' fifth round choice in 1973.*
- 7/24 Jim Nance (RB) to Philadelphia for Eagles' fourth choice in 1973.*
- 7/31 Eric Crabtree (WR) to Denver for Broncos' seventh round choice in 1973.*
- 7/31 Jim Benien (P) from Detroit for Patriots' fifth round choice in 1973.*
- 7/31 Bob Windsor (TE) from San Francisco for Patriots' first choice in 1974.
- 7/31 Clark Hoss (TE) to Cleveland for Browns' seventh round choice in 1973.*
- 8/4 Steve Kiner (LB) to Miami for Bob Griffin (OT).
- 8/7 Ernie Holmes (DT) sold to Pittsburgh.
- 8/25 Wayne Mass (OT) from Miami for Patriots' seventh round choice in 1973.
- 8/29 Greg Slough (LB) from Oakland for future considerations

1973

- 1/30 Carl Garrett (RB) to Chicago for Detroit's first round choice in 1973.
- 4/19 Jim Cheyunski (LB), Halvor Hagen (DE) and Mike Montler (OT) to Buffalo for Edgar Chandler (LB), Jeff Lyman (LB), and Wayne Patrick (RB).
- 5/16 Bob Adams (TE) from Pittsburgh for Patriots' seventh round choice in 1974.

ALL-TIME TRADES (cont.)

- 7/2 Lloyd Voss (DE) from Denver for Patriots' eighth round choice in 1974.*
- 7/3 Herb Adderley (DB) from Dallas for Patriots' 10th choice in 1974.*
- 7/6 Ron Berger (TE) to Buffalo for Ken Lee (LB).
- 7/25 Herb Adderley (DB) to Los Angeles for Bill DuLac (G).
- 7/25 Jeff Lyman (LB) to Los Angeles for Rams' seventh round choice in 1974.*
- 7/26 Mel Lunsford (DE) from Washington for Patriots' fifth round choice in 1974.
- 8/7 John Smith (K) to Pittsburgh for Steelers' 10th choice in 1974.*
- 8/9 Bill DuLac (G) to Green Bay for Kevin Hunt (OT).
- 8/16 Tom Reynolds (WR), Ken Lee (LB) and Patriots eighth round choice in 1974 to Chicago for Bears' second round and fourth round choices in 1974.
- 8/22 Bill Peterson (LB) from Cincinnati for Patriots' fourth round choice in 1974.
- 8/29 Jerry List (RB) from Oakland for Patriots' 11th round choice in 1984.*
- 8/29 Henry Matthews (RB) to New Orleans for Saints' fifth round choice in 1974.
- 8/29 Charlie Richards (QB) from Washington for Patriots' ninth round choice in 1974.*
- 9/3 Ralph Anderson (S) from Pittsburgh for Chicago's fourth round choice in 1974 (through New England)
- 9/6 Brad Dusek (LB) and Patriots' third round choice in 1974 to Washington for Donnel Smith (DE) and Redskins' seventh round choice in 1974.
- 9/10 Dennis Wirgowski (DE) to Philadelphia for Eagles' sixth round choice in 1974.
- 9/10 Brian Stenger (LB) from Pittsburgh for Patriots' 10th round choice in 1974.

1974

- 1/29 Dick Gordon (WR) from Green Bay for John Mosier (TE).
- 1/30 Jack Mildren (DB) from Baltimore for Patriots' sixth round choice in 1974.
- 1/30 Steve Kiner (LB) to Houston for Oilers' ninth round choice in 1974.
- 8/7 Archie Pearson (DE) sold to Detroit.
- 8/13 Don Highsmith (RB) from Atlanta for Patriots' 12th round choice in 1975.
- 8/14 Dave Lewis (P) purchased from Cincinnati.
- 8/14 James Callier (DE) sold to Chicago.
- 8/16 George Webster (LB) from Pittsburgh for Patriots' 10th round choice in 1975.
- 8/23 Dave Rowe (DT) to San Diego for Chargers' sixth round choice in 1975.
- 9/4 Dave Mason (S) to Green Bay for Packers' 10th round choice in 1975.*
- 9/10 Tony McGee (DE) from Chicago for Patriots' eighth round choice in 1975 and third round choice in 1976.
- 9/11 Craig Hanneman (DE) from Pittsburgh for Patriots' ninth round choice in 1975.

1975

- 1/23 John Tarver (RB) to Philadelphia for Eagles' fifth round choice in 1975 and eighth round choice in 1976.
- 1/28 Reggie Rucker (WR) to Cleveland for San Diego's fourth round choice in 1975 (through Cleveland).
- 1/28 Leon Crosswhite (RB) acquired from Detroit for Patriots' sixth round choice in 1975 and Philadelphia's eighth round choice in 1976.
- 1/29 NFL rights to Eddie Foster (OT) traded to Washington Redskins' 12th choice in 1975.
- 2/5 Joe Sweet (WR) to San Diego for past considerations.
- 7/3 Bob Howard (CB) from San Diego for Chargers' fifth round choice in 1976.
- 7/15 Steve Zabel (LB) from Philadelphia for Patriots' fourth and eighth round choices in 1976.
- 7/30 Jon Morris (C) to Detroit for Lions' sixth round choice in 1976.
- 7/31 Josh Ashton (RB) to New Orleans for Saints' seventh round choice in 1976.
- 8/5 Bob Adams (TE) to Houston for Oilers' seventh round choice in 1976.*
- 8/21 Lawrence Williams (WR) to New Orleans for Saints' eighth round choice in 1976.*
- 8/21 Leon McQuay (RB) from NY Giants for Patriots' sixth round choice in 1976.
- 8/28 Durwood Keeton (S) from St. Louis for undisclosed future draft choice.
- 9/1 Derrick Williams (DB) from Los Angeles for undisclosed future draft choice.*
- 9/8 Doug Dressler (RB) from Cincinnati for Patriots' seventh round choice in 1976.

1976

- 3/30 Players lost due to NFL expansion draft (to Seattle and Tampa Bay) QB Neil Graff and RB Kerry Marbury to Seattle, (S) Durwood Keaton to Tampa Bay.
- 4/5 QB Jim Plunkett to San Francisco for QB Tom Owen and the 49ers two first round draft choices (one through Houston) in 1976 and the 49ers first and second round choices in 1977.
- 4/8 (CB) Ron Bolton to Cleveland for (OT) Bob McKay.

ALL-TIME TRADES (cont.)

- 4/9 Doug Cumler (OC) to Minnesota for the Vikings' eighth round draft choice in 1976 and sixth round choice in 1977.
- 4/28 Leon McQuay (RB) to Oakland for the Raiders' 10th round draft choice in 1977.
- 9/6 Marlin Briscoe (WR) from Detroit for sixth round choice in 1977.

1977

- 3/11 Joe Blahak (DB) to Minnesota for cash.
- 8/22 Harold Hart (RB) to Washington for conditional draft choice.
- 9/6 John Sanders (DB) to Philadelphia for Eagles' eighth round draft choice (through Buffalo) in 1978.
- 10/4 Arthur Moore (NT) to Cleveland for conditional draft choice.

1978

- 8/14 Bob McKay (OT) to Detroit for Jim Mitchell (DE).
- 8/15 Mike Burke (P) from Denver for conditional draft choice.
- 8/16 Harold Jackson (WR) from Los Angeles for the Patriots' third round draft choice in 1979 and their fourth round choice in 1980.
- 8/22 Dave Purefory (DE) from Pittsburgh for Patriots' sixth round choice in 1979.
- 8/23 Tom Neville (OT) to Denver for Broncos' 10th round choice in 1979.
- 9/13 Bob McKay (OT) from Detroit for Patriots' 12th round choice in 1979.

1979

- 8/15 Leon Gray (OT) to Houston for Oilers' first and sixth round draft choices in 1980, plus cash.

1980

- 2/7 Mike St. Clair (DE) from Cleveland for Patriots' own sixth round choice in 1980 and Ernest Price (DE) from Cleveland for Patriots' 10th round choice in 1981.
- 4/17 Chuck Foreman (RB) from Minnesota for conditional draft choice in 1981 (third round).
- 7/26 Ed O'Neill (LB) from Detroit for Patriots' ninth round draft choice in 1981.

1981

- 4/23 Sam Adams (OG) to New Orleans for Saints' eighth round draft choice in 1981.
- 6/19 Mel Lunsford (DE) to Cincinnati Bengals for cash.
- 8/31 Bill Currier (DB) to New York Giants for Giants' 11th round draft choice in 1982 (used to draft QB Steve Sandon).
- 9/25 Horace Ivory (RB) to Seattle for Seahawks' third round draft choice in 1982 (used to pick LB Clayton Weishuhn).

1982

- 4/27 Tim Fox (FS) to San Diego for Chargers' second round draft choice in 1982 (Robert Weathers, RB) and their third round choice in 1983 (Steve Moore, OT).
- 4/27 Russ Francis (TE) and Patriots' 1982 second round draft choice to San Francisco for the 49ers first (Lester Williams, NT), both seconds (Andre Tippett, LB and Darryl Haley, OT) and fourth round (Brian Ingram, LB) draft choices in 1982.
- 4/28 Rod Shoate to Chicago for the Bears' fifth round draft choice in 1983 (Smiley Creswell, DE).
- 5/25 John Lee (DE) to Chicago for conditional undisclosed draft choice.
- 8/2 Bill Matthews (LB) to NY Giants for undisclosed 1982 draft choice (James Williams, TE).
- 8/25 Tom Owen (QB) to Washington for Tom Flick (QB).
- 9/2 Tony McGee (DE) to Washington for a Redskins' middle round choice in 1984.

ALL-TIME TRADES (cont.)**1983**

- 9/6 Shelby Jordan (OT) to the Los Angeles Raiders for the Raiders' fourth round choice in 1985.
- 9/13 Don Hasselbeck to the Los Angeles Raiders for Derrick Ramsey (TE).
- 11/11 Mike Haynes (CB) and the Patriots' seventh round choice in 1985 to the Los Angeles Raiders for the Raiders' first round choice in 1984 (traded to Cincinnati along with three other choices for the first overall pick in the 1984 draft, used to draft Irving Fryar) and their second round choice in 1985.

1984

- 2/22 Patriots obtain Tony Franklin (K) from Philadelphia for a 1985 sixth round selection (156th pick overall) in which the Eagles drafted Ken Reeves (OT, Texas A&M).
- 7/31 Patriots obtain Seattle's 1986 second round selection (42nd pick overall - Mike Ruth, NT, Boston College) for in exchange for Bob Cryder (T).
- 8/20 Patriots obtain Luke Prestridge (P) from Denver for a 1985 10th round selection (269th pick overall - Buddy Funck, QB, New Mexico)
- 8/21 Patriots obtain Greg Hawthorne (WR) from Pittsburgh for a 1985 ninth round selection (242nd pick overall - Andre Harris, DB, Minnesota).
- 8/27 Patriots obtained Rod McSwain (DB) from Atlanta for a 1985 eighth round selection (215th pick overall - Ronnie Washington, LB, N.E. Louisiana).
- 9/11 Patriots obtained 1984 seventh round selection (192nd overall - Derwin Williams, WR, New Mexico) for Ricky Smith (CB).

1985

- 4/30 Patriots obtain 1985 first, second, and third round selections from San Francisco and draft Trevor Matich (C, BYU, 28th pick overall), Ben Thomas (DE, Auburn, 56th pick overall), and Audrey McMillian (DB, Houston, 84th overall) in exchange for New England's 1985 1st and third round selections, where the 49ers drafted Jerry Rice (WR, Mississippi Valley St., 16th pick overall) and Ricky Moore (RB, Alabama, 75th pick overall).
- 5/18 Patriots obtain L.A. Raiders 1985 second round selection (52nd pick overall - Jim Bowman, DB, Central Michigan) as final compensation for the Mike Haynes deal in 1983.
- 7/2 Patriots obtain undisclosed 1986 draft pick from Indianapolis for Tim Golden (LB, Florida).
- 5/1 Patriots obtain L.A. Raiders 1985 fourth round selection (108th pick overall - Gerard Phelan, WR, Boston College) as final compensation for the Shelby Jordan trade in 1983.

1986

- 4/29 Patriots obtained Tampa Bay's 1987 fifth round selection (116th pick overall - Tom Gibson, TE, Northern Arizona) in exchange for New England's 1986 sixth round selection (165th pick overall - Kevin Walker, DB, East Carolina).
- 7/22 Patriots obtain Willie Scott (TE) from Kansas City for a 1987 eighth round selection (218th pick overall - Michael Clemons, RB, William & Mary).
- 8/11 Patriots obtain Washington's 1987 third round selection (81st pick overall) for the rights to Ricky Sanders (WR).
- 9/29 Patriots obtain San Diego's fifth round selection (through Tampa Bay) and draft Danny Villa (113th pick overall) in exchange for Vencie Glenn (CB).

1987

- 2/19 Patriots obtain Sean Ferrell (OG) from Tampa Bay for their 1987 second, seventh and ninth round selections. Tampa drafted Don Smith (RB, Mississippi, 51st pick overall), Harry Swayne (DE, Rutgers, 190th pick overall), and Greg Davis (P, Citadel, 246th pick overall).
- 5/6 Patriots obtain Minnesota's 1988 fourth round selection (97th overall - Sammy Martin, WR/KR, LSU) in exchange for Rich Gannon (QB).
- 7/27 Patriots obtain Tampa Bay's 1988 fourth round selection (87th pick overall - Tim Goad, NT, North Carolina) in exchange for Darryl Haley (T).
- 8/17 Patriots obtain Jim Romano (C) from Houston for an undisclosed future draft choice in 1988.
- 9/2 Patriots obtain a 10th round draft choice in 1988 from the L.A. Raiders (267th pick overall - Rodney Lossow, C, Wisconsin) in exchange for Brian Holloway (T).

ALL-TIME TRADES (cont.)

- 10/13 Patriots obtain Doug Flutie (QB) from Chicago in exchange for their 1988 eighth round selection (208th pick overall - David Tate, DB, Colorado).

1988

- 4/24 Patriots obtain Minnesota's 1989 ninth round selection (248th pick overall - Curtis Wilson, OC, Missouri) for their 1988 11th round selection (296th pick overall - Norman Floyd, DB, South Carolina).
- 4/24 Patriots obtain Washington's 1989 fourth round selection (96th pick overall) and draft Maurice Hurst (DB, Southern) in exchange for their 1988 fifth round selection (127th pick overall - Carl Mims, DB, Sam Houston St.).
- 4/25 Patriots obtain Minnesota's 1989 ninth round selection (247th pick overall - Curtis Wilson, OC, Missouri) in exchange for their 1988 11th round selection (296th pick overall - Norman Floyd (DB, South Carolina).
- 8/16 Patriots obtain Tony Stephens (NT) from New Orleans for a future draft choice.
- 8/22 Patriots obtain Thomas Benson (LB) from San Diego in exchange for their 1989 seventh round selection (183rd pick overall - Marion Butts, RB, Florida State).
- 8/26 Patriots obtain Tampa Bay's 1989 third round selection (63rd pick overall - Marv Cook, TE, Iowa) in exchange for Stephen Starring (WR).
- 8/29 Patriots obtain Mike Baab (C) from Cleveland in exchange for their 1989 fifth round selection (127th overall - Vince Workman, RB, Ohio State).

1989

- 4/23 Patriots obtain L.A. Raiders 1989 sixth (165th pick overall - Eric Mitchel, RB, Oklahoma) and eighth round selections (223rd pick overall - Tony Zackery, DB, Washington) in exchange for the Patriots' 1989 sixth round selection (156th pick overall - Doug Lloyd, RB, N. Dakota State).
- 4/26 Patriots obtain Monte Robbins (P) from Washington for a 1990 fourth round selection (86th pick overall - Cary Conklin, QB, Washington).

1990

- 4/22 Patriots obtain two 1990 first round selections from Seattle (eighth overall - Chris Singleton, LB, Arizona and 10th overall - Ray Agnew DE, North Carolina State) in exchange for their 1990 first round selection (third pick overall - Cortez Kennedy, DT, Miami) and their second round selection (29th pick overall - Terry Wooden, LB, Syracuse).
- 4/22 Patriots obtain Buffalo's 1990 fourth and 12th round selections (322nd pick overall - Blaine Rose, OG, Maryland) in exchange for two of their seventh round picks in 1990 (one of which came from Dallas).
- 4/22 Patriots obtain Dallas' 1990 third and fifth round selections (80th overall - Greg McMurtry, WR, Michigan and 120th pick overall - James Gray, RB, Texas Tech) in exchange for their third (originally Seattle's) sixth, and eighth round selections.

1991

- 4/20 Patriots obtain Dallas' 1991 first round (11th overall - Pat Harlow, T, Southern Cal) and second round selections (41st overall - Jerome Henderson, CB, Clemson) plus veterans Ron Francis (CB), David Howard (LB), and Eugene Lockhart (LB) all in exchange for New England's 1991 first round selection (first pick overall - Russell Maryland, DT, Miami).
- 4/21 Patriots obtain Houston's first round selection (17th pick overall - later traded) in exchange for their 1991 second round selection (28th pick overall) and fourth round selection (101st pick overall).
- 4/21 Patriots obtain Dallas' first round selection (14th pick overall, through New Orleans) and draft Leonard Russell (RB, Arizona State) in exchange for their first round selection (17th pick overall, acquired from Houston) and for New England's 1991 fourth round selection (110th pick overall, through Buffalo). Dallas drafted Kevin Harris (DE, Texas Southern).
- 4/22 Denver's fourth round choice in 1991 from New England to Pittsburgh for the Steelers' fourth and fifth round choices in 1991. Pittsburgh selected defensive back Sammy Walker (Texas Tech). New England traded Pittsburgh's fourth-round choice in 1991 to the L.A. Raiders for Dallas' fifth round choice in 1991 and the Raiders' fourth round choice choice in 1992. The Raiders selected Raghil Ismail (Notre Dame). New England selected TE Ben Coates (Livingstone).

ALL-TIME TRADES (cont.)

- 4/22 Patriots obtained San Diego's 1991 11th round selection (303rd pick overall, through the L.A. Raiders), draft Paul Asbury (P, S.W. Texas State), and a 1992 fourth round selection (90th pick overall) where the Patriots drafted Dion Lambert (DB, UCLA) in exchange for a 1991 fifth round selection (127th pick overall, acquired from Pittsburgh earlier in the draft). San Diego drafted Floyd Fields (DB, Arizona State).
- 9/17 Patriots obtain Jesse Solomon (LB) from Dallas for a future draft choice.
- 9/18 Patriots obtain Tampa Bay's 1992 fifth round selection (116th pick overall - Dwayne Saab, LB, New Hampshire) in exchange for Jesse Solomon (LB).

1992

- 4/26 Patriots obtain Dallas' 1992 first (13th pick overall - Eugene Chung, OL, Virginia Tech) and third round selections (71st pick overall - Kevin Turner, FB, Alabama) in exchange for their 1992 first (19th pick overall - Tony Smith, RB, Dallas traded to Atlanta), second (37th pick overall - Darren Woodson, CB, Arizona State), and their fourth round selections (104th pick overall, Dallas traded to Atlanta who drafted Franki Smith, DB, Baylor).
- 4/26 Patriots obtain Phoenix's 1992 second round selection (35th pick overall - Rod Smith, CB, Notre Dame) in exchange for their second (37th pick overall, from Atlanta - Tony Sacca, QB, Penn State) and fourth round selections (100th pick overall, from the L.A. Raiders - Michael Bankson (NT, Sam Houston State).

1993

- 3/30 Patriots obtain a 1993 fourth round selection (99th overall) from Green Bay in exchange for RB John Stephens.
- 4/1 Patriots obtain Miami's 1993 second round selection (51st pick overall - Todd Rucci, G, Penn State) and a 1994 third round selection (90th pick overall, Joe Burch, C, Texas Southern) in exchange for Irving Fryar (WR).
- 4/26 Patriots obtain San Francisco's 1993 fourth and fifth round selections (110th and 138th picks overall) and draft Corwin Brown (S, Michigan) and Richard Griffith (TE, Arizona) in exchange for a 1993 fourth round selection (99th pick overall, acquired from Green Bay in a trade for John Stephens). San Diego drafted Lewis Bush (LB, Washington State).
- 4/26 Patriots obtain Adrian White (DB) from Green Bay for a conditional 1994 seventh round selection (184th pick overall). Green Bay traded their selection to Denver who in turn drafted Butler By'Not'e (RB, Ohio State).
- 4/26 Patriots obtain Dallas' 1994 seventh round selection (222nd pick overall - Marty Moore, LB, Kentucky) in exchange for Hugh Millen (QB).
- 8/16 Patriots obtain George Williams (NT) from Cleveland for Rob McGovern (LB).
- 8/26 Patriots obtain Seattle's 1994 sixth round selection (168th pick overall - Max Lane, OT, Navy) for Jon Vaughn (RB).

1994

- 4/25 Patriots acquire running back Marion Butts and a third round draft choice (78th overall - Ervin Collier, NT, Florida A&M) in exchange for the Patriots' third (70th overall - Andre Coleman) and fifth round selections (137th overall - Aaron Laing).
- 4/25 Patriots acquire a fourth (121st overall - John Burke, TE, Virginia Tech) and a fifth round selection from Arizona in exchange for the Patriots' fourth round selection (107th overall - Perry Carter).

WHAT GOES AROUND ...

On August 22, 1988, the Patriots traded a 1989 seventh round draft choice to San Diego for linebacker Thomas Benson. With that selection, the Chargers drafted Marion Butts (183rd overall) out of Florida State. Benson played one season with the Patriots.

PATRIOTS ALL-TIME ROSTER

NOTE: The following list includes players who have been active for at least one regular season game in each season noted.

A

Acks, Ron (LB), Illinois.....1972-73
 Adams, Bob (TE) Pacific..... 1973-74
 Adams, George (RB), Kentucky 1990-91
 Adams, Julius (DE), Texas So.....1971-77, 79-85, 87
 Adams, Sam (OG), Prairie View.....1972-80
 Addison, Tom (LB), South Carolina.....1960-67
 Agnew, Ray (DE), North Carolina St. 1990-93
 Alexander, Rogers (LB), Penn St..... 1987
 Allard, Don (QB), Boston College.....1962
 Allen, Marvin (RB), Tulane..... 1988-91
 Anderson, Bob (RB), Colorado..... 1975
 Anderson, Darren (CB), Toledo 1992
 Anderson, Ralph (S), W. Texas St.....1973
 Antrun, Glenn (WR), Connecticut..... 1989
 Antwine, Houston (DT), So. Illinois.....1961-71
 Armstrong, Bruce (OT), Louisville.....1987-93
 Arthur, Mike (C), Texas A&M 1993
 Ashton, Josh (RB), Tulsa..... 1972-74
 Atchason, Jack (OE), Western Illinois.....1960
 Ateess, Bill (DE), Texas..... 1971
 Atkinson, Ricky (DB), S. Connecticut.....1987
 Avezzano, Joe (OC), Florida St. 1966

B

Baab, Mike (C), Texas..... 1988-89
 Bahr, Matt (K), Penn St. 1993
 Bailey, Bill (RB), Cincinnati.....1969
 Bain, Bill (OT), USC.....1986
 Baker, Melvin (WR), Texas Southern..... 1975
 Baldinger, Rich (OL), Wake Forest 1993
 Ballou, Mike (LB), UCLA.....1970
 Banks, Willie (G), Alcorn A&M..... 1973
 Barnes, Bruce (P), UCLA..... 1973-74
 Barnes, Pete (LB), So. University.....1976-77
 Barnes, Rodrigo (LB), Rice.....1974-75
 Barnett, Harlon (S), Michigan St. 1993
 Baty, Greg (TE), Stanford.....1986-87
 Baumann, Charlie (K), West Virginia 1991-92
 Bavaro, David (LB), Syracuse..... 1993
 Beach, Walter (DB), Central Mich.....1960-61
 Beaudoin, Doug (S), Minnesota.....1976-79
 Beer, Tom (TE), Houston.....1970-72
 Bell, Bill (K), Kansas..... 1973
 Bellino, Joe (RB), Navy..... 1965-67
 Bennett, Phil (LB), Miami..... 1960
 Benson, Mike (WR), S. Connecticut.....1987
 Benson, Thomas (LB), Oklahoma.....1988
 Berger, Ron (DE), Wayne State.....1969-72
 Beverly, Randy (DB), Colorado St.....1970-71
 Bianchini, Frank (RB), Hofstra..... 1987
 Biscaha, Joe (OE), Richmond..... 1960
 Bishop, Richard (NT), Louisville.....1976-81
 Black, Mel (LB), Eastern Illinois.....1986-87
 Blackmon, Don (LB), Tulsa..... 1981-87
 Blahak, Joe (CB), Nebraska..... 1976
 Blanchard, Dick (LB), Tulsa..... 1972
 Blanks, Sid (RB), Texas A&I.....1969-70
 Bledsoe, Drew (QB), Washington St. 1993
 Bleier, Bob (QB), Richmond..... 1987
 Bolton, Ron (DB), Norfolk St.....1972-75
 Boudreaux, Jim (DE), Louis. Tech.....1966-68
 Bowman, Jim (S), C. Michigan.....1985-89
 Boyd, Greg (S), Arizona.....1973
 Boyd, Greg (DE), San Diego St.....1977-78
 Bradshaw, Morris (WR) Ohio St..... 1982
 Bramlett, John (LB), Memphis St.....1969-70
 Brisby, Vincent (WR), NE Louisiana 1993
 Briscoe, Marlin (WR), Nebraska (Omaha) 1976
 Brock, Pete (C), Colorado..... 1976-87

Brown, Barry (TE-LB), Florida.....1969-70
 Brown, Bill E. (LB), Syracuse..... 1960
 Brown, Corwin (S), Michigan 1993
 Brown, Preston (WR), Vanderbilt..... 1980, 1982
 Brown, Roger (S), Virginia Tech 1992
 Brown, Sidney (CB), Oklahoma..... 1978
 Brown, Troy (WR/KR), Marshall 1993
 Brown, Vincent (LB), Miss. Valley.....1988-93
 Browning, Dave (DE), Washington..... 1983
 Bruney, Fred (DB), Ohio St..... 1960-62
 Bryant, Hubie (WR), Minnesota.....1971-72
 Buben, Mark (DL), Tufts.....1979, 1981
 Bugenhagen, Gary (OT-G), Syracuse.....1969-70
 Buoniconti, Nick (LB), Notre Dame.....1962-68
 Burks, Steve (WR), Arkansas State.....1975-77
 Burton, Ron (RB), Northwestern.....1960-65
 Byrd, Dennis (DT), North Carolina St..... 1968

C

Cagle, John (DT-LB-G), Clemson St.....1969
 Calhoun, Don (RB), Kansas St.....1975-81
 Camarillo, Rich (P), Washington.....1981-87
 Canale, Justin (OG), Mississippi St.....1965-68
 Canale, Whit (DE), Tennessee.....1968
 Cappadona, Bob (RB), Northeastern...1966-67
 Cappelletti, Gino (WR-K-DB), Minnesota 1960-70
 Carey, Brian (WR), American Int.....1987
 Carlson, Jeff (QB), Weber St..... 1992
 Carpenter, Rob (WR), Syracuse 1991
 Carter, Allen (RB), USC.....1975-76
 Carter Kent (LB), USC.....1974
 Carthen, Jason (LB), Ohio 1993
 Carwell, Larry (DB), Iowa St.....1969-72
 Cash, Rick (DT), N.E. Missouri.....1972-73
 Cavanaugh, Matt (QB), Pittsburgh.....1978-82
 Caveness, Ron (LB), Arkansas.....1968-69
 Chandler, Al (TE), Oklahoma..... 1976-79
 Chandler, Edgar (LB), Georgia..... 1973
 Chapple, Dave (P) Cal. (Santa Barbara) ..1974
 Charles, John (DB), Purdue.....1967-69
 Cheyunski, Jim (LB), Syracuse..... 1968-72
 Childress, Fred (OG), Arkansas 1991
 Chilton, Gene (C), Texas 1990-92
 Christy, Richard (RB), North Carolina.....1960
 Chung, Eugene (OL), Virginia Tech ... 1992-93
 Cindrich, Ralph (LB), Pittsburgh.....1972
 Clark, Allan (RB), Northern Arizona.....1979-80
 Clark, Gail (LB), Michigan St..... 1974
 Clark, Phil (DB), Northwestern.....1971
 Clark, Steve (DE), Kansas St.....1981
 Clayborn, Raymond (CB), Texas.....1977-89
 Clayton, Stan (OT), Penn St. 1990
 Cloutier, Dave (DB), Maine.....1964
 Coates, Ben (TE), Livingstone 1991-93
 Cobbs, Duffy (DB), Penn St.....1987
 Coffey, Wayne (WR), SW Texas St.....1987
 Cohen, Abe (OG), Chattanooga..... 1960
 Colclough, Jim (WR), Boston College.....1960-68
 Coleman, Dennis (LB), Mississippi.....1971
 Coleman, Eric (DB), Wyoming.....1989
 Coleman, Pat (WR), Mississippi 1990
 Collins, Todd (LB), Carson-Newman 1992-93
 Collins, Tony (RB), East Carolina.....1981-87
 Colon, Harry (S), Missouri 1991
 Colton, George (OT), Maryland..... 1987
 Condon, Tom (OG), Boston College.....1985
 Conn, Dick (S), Georgia..... 1975-79
 Cook, Marv (TE), Iowa.....1989-93
 Cooks, Terrence (LB), Nicholls St.....1989
 Corbett, Steve (OG), Boston College.....1975
 Corcoran, Jim (QB), Maryland..... 1968
 Corsetti, Rico (LB), Bates..... 1987

PATRIOTS ALL-TIME ROSTER (cont.)

Costick, Ray (LB), Miss St. 1977-79
 Cowan, Larry (RB), Jackson St. 1982
 Crabtree, Eric (WR), Pittsburgh 1971
 Crawford, Elbert (OL), Arkansas 1990-91
 Crawford, Jim (RB), Wyoming 1960-64
 Creswell, Smiley (DE), Michigan St. 1985
 Crittenden, Ray (WR), Virginia Tech 1993
 Croom, Corey (RB), Ball St. 1993
 Cross, Bob (OT), Kilgore Jr. Col. 1960
 Crouthamel, Jake (RB), Dartmouth 1960
 Crow, Albert (DT), William & Mary 1960
 Crump, George (DE) East Carolina 1982-83
 Crump, Harry (RB), Boston College 1963
 Cryder, Bob (OG), Alabama 1978-83
 Cudzik, Walt (OC), Purdue 1960-63
 Cunningham, Jay (DB), Bowling Green 1965-67
 Cunningham, Sam (RB), USC 73-79, 81-82
 Currier, Bill (DB), So. Carolina 1980
 Cusick, Pete (NT), Ohio St. 1975

D

Damkroger, Maury (LB), Nebraska 1974
 Danenhauer, Bill (DE), Emporia 1960
 Davis, Elgin (RB), Cent. Florida 1987-88
 Davis, Greg (K), Citadel 1989
 Davis, Jack (OG), Maryland 1960
 Dawson, Bill (LB-TE-DE), Florida St. 1965
 Dawson, Lin (TE), N.C. State 1981-90
 Dee, Bob (DE), Holy Cross 1960-67
 Delucca, Gerry (OT), Mid. Tenn St. 1960-64
 DeRiggi, Fed (DT), Syracuse 1990
 Dimitroff, Tom (QB), Miami (Ohio) 1960
 Discenzo, Tony (OT), Michigan St. 1960
 Doig, Steve (LB), New Hampshire 1986-87
 Dombroski, Paul (DB), Linfield 1981-84
 Donnalley, Kevin (DB), N. Dakota St. 1981
 Dorsey, Nate (DE), Mississippi Val. 1973
 Douglas, David (G), Tennessee 1989-90
 Dowling, Brian (QB), Yale 1972-73
 Dressler, Doug (RB), Chico St. 1975
 Dukes, Mike (LB), Clemson 1964-65
 DuLac, Bill (OG), Eastern Mich. 1974-75
 Dumler, Doug (OC), Nebraska 1973-75
 Dupard, Reggie (RB), SMU 1986-89
 Durko, Sandy (S), USC 1973-74
 Dykes, Hart Lee (WR), Oklahoma St. 1989-90

E

Eason, Tony (QB), Illinois 1983-89
 Edmonds, Randy (LB), Geo. Tech. 1971
 Edwards, Tim (DE), Delta St. 1992
 Egu, Patrick (RB), Nevada-Reno 1989
 Eisenhauer, Larry (DE),
 Boston College 1961-69

F

Falcon, Terry (OG), Montana 1978-79
 Fairchild, Paul (OG), Kansas 1984-90
 Farmer, Lonnie (LB), Chattanooga 1964-66
 Farrell, Sean (OG), Penn St. 1987-90
 Feacher, Ricky (WR), Miss. Valley St. 1976
 Feagles, Jeff (P), Miami (FL) 1988-89
 Feehery, Gerry (G), Syracuse 1989
 Feldhausen, Paul (OT), Northland 1968-69
 Feggins, Howard (CB), UNC-Charlotte 1989
 Felt, Dick (DB), Brigham Young 1962-66
 Ferguson, Vagas (RB), Notre Dame 1980-82
 Flick, Tom (QB), Washington 1982
 Flutie, Doug (QB), Boston College 1987-89
 Foreman, Chuck (RB), Miami (FL) 1980

Forte, Ike (RB), Arkansas 1967-77
 Foster, Will (LB), E. Michigan 1973-74
 Fox, Tim (S), Ohio St. 1976-81
 Frain, Todd (TE), Nebraska 1987
 Francis, Russ (TE), Oregon 1975-80, 87-88
 Franklin, Arnold (TE), N. Carolina 1987
 Franklin, Tony (K), Texas A&M 1984-87
 Fraser, Jim (LB-P), Wisconsin 1966
 Frazier, Charley (WR), Texas So. 1969-70
 Fryar, Irving (WR), Nebraska 1984-92
 Fullington, Darrell (S), Miami (FL) 1991
 Funchess, Tom (OT), Jackson St. 1968-70
 Fussell, Tom (DE) LSU 1967

G

Gadbois, Dennis (WR), Boston Univ. 1987-88
 Gallaher, Allen (OT), USC 1974
 Gamble, R.C. (RB), So. Carolina St. . 1968-69
 Gambol, Chris (OL), Iowa 1990
 Gannon, Chris (DE), SW Louisiana ... 1990-93
 Garcia, Teddy (K), NE Louisiana 1988
 Gardin, Ron (WR), Arizona 1971
 Garrett, Carl (RB), N.M. Highlands 1969-72
 Garrett, J.D. (RB), Grambling 1964-67
 Garron, Larry (RB), Western Illinois 1960-68
 Gash, Sam (RB), Penn St. 1992-93
 Geodes, Bob (LB), UCLA 1973-75
 Germany, Willie (S), Morgan St. 1976
 Gibson, Ernest (CB), Furman 1984-88
 Gillen, John (LB), Illinois 1983
 Gipson, Paul (RB), Houston 1973
 Gislser, Mike (OG), Houston 1993
 Gladieux, Bob (RB), Notre Dame 1969-72
 Glenn, Vencie (DB), Indiana State 1986
 Goad, Tim (NT), North Carolina 1988-93
 Gogolak, Charlie (K), Princeton 1970-72
 Golden, Tim (LB), Florida 1982-84
 Golic, Bob (LB), Notre Dame 1979-81
 Gonzalez, Noe (RB), SW Texas St. 1974
 Gordon, Steve (OL), California 1992-93
 Gordon, Tim (S), Tulsa 1991-92
 Graff, Neil (QB), Wisconsin 1974-75
 Graham, Art (WR), Boston College 1963-68
 Graham, Milt (OT), Colgate 1961-63
 Granby, John (DB), Virginia Tech 1992
 Graves, White (DB), LSU 1965-67
 Gray, Leon (OT), Jackson St. 1973-78
 Green, Jerry (RB), Georgia Tech. 1960
 Greene, Tom (QB), Holy Cross 1960
 Griffith, Richard (TE), Arizona 1993
 Grogan, Steve (QB), Kansas St. 1975-90
 Guzik, John (NT), Ohio Univ. 1987

H

Hagen, Halvor (G-DE), Weber St. 1971-72
 Haggerty, Mike (OT-DE), Miami 1971
 Haley, Darryl (OG), Utah 1982-84, 86
 Hall, Ron (DB), Missouri Valley 1961-67
 Hamilton, Ray (DE), Oklahoma 1973-81
 Hammond, Kim (QB), Florida St. 1968-70
 Hannah, John (OG), Alabama 1973-85
 Hanneman, Craig (DE), Oregon St. 1974-75
 Hansen, Brian (P), Sioux Falls 1990
 Hansen, Bruce (RB), Brigham Young 1987
 Hare, Eddie (P), Tulsa 1979
 Harlow, Pat, (OT), Southern Cal 1991-93
 Harris, Marshall (DE), TCU 1983
 Harris, Rickie (DB), Arizona 1971-72
 Harris, Ronnie (WR/KR), Oregon 1993
 Hartley, Ken (P), Catawba 1981
 Harvey, Richard (LB), Tulane 1990
 Hasselbeck, Don (TE), Colorado 1977-83

PATRIOTS ALL-TIME ROSTER (cont.)

Hauck, Tim (FS), Montana	1990
Hauser, Art (DT), Xavier	1960
Hawkins, Mike (OLB), Texas A&I	1978-81
Hawthorne, Greg (WR-RB), Baylor	1984-86
Hayman, Conway (OG), Delaware	1972
Haynes, Mike (CB), Arizona St.	1976-82
Henderson, Jerome (CB), Clemson ...	1991-93
Hendley, David (DB), S. Connecticut	1987
Henke, Karl (OT), Tulsa	1969
Hennessey, Tom (DB), Holy Cross	1965-66
Henson, Luther (NT), Ohio St.	1982-84
Herline, Alan (P), Vanderbilt	1987
Herrock, Ken (LB), West Virginia	1969
Herron, Mack (RB), Kansas St.	1973-75
Hinton, Eddie (WR), Oklahoma	1974
Hobby, Marion (DE), Tennessee	1990-92
Hodge, Milford (DE), Washington St.	1986-89
Hodson, Tommy (QB), Louisiana St. .	1990-92
Hoey, George (DB), Michigan	1972-73
Holloway, Brian (OT), Stanford	1981-86
Holmes, Darryl (FS), Ft. Valley St.	1987-89
Holmes, Ernie (NT), Texas Southern	1978
Howard, Bob (CB), San Diego St.	1975-77
Howard, David (LB), Long Beach St. .	1991-92
Huarte, John (QB), Notre Dame	1966-67
Hubach, Mike (P), Kansas	1980-81
Hudson, Bill (DT), Clemson	1965
Hunt, Jim Lee (DT), Prairie View	1961-71
Hunt, Kevin (OT), Doane	1973
Hunt, Sam (LB), S.F. Austin	1974-79
Hunter, Ivy Joe (RB), Kentucky	1991
Hurst, Maurice (CB), Southern	1989-93
Hutson, Brian (SS), Mississippi St.	1990
Hyland, Bob (OC), Boston College	1977

I

Ilg, Ray (LB), Colgate	1967-68
Imhof, Martin (DE), San Diego St.	1975
Ingram, Brian (LB), Tennessee	1982-85
Ivory, Horace (RB), Oklahoma	1977-81

J

Jackson, Harold (WR), Jackson St.	1978-81, 87
Jackson, Honor (DB), Pacific	1972-73
Jacobs, Harry (DE-LB), Bradley	1960-62
Jacobs, Ray (DT), Howard Payne	1969
Jagielski, Harry (DT), Indiana	1960-61
James, Craig (RB), SMU	1984-88
James, Roland (SS), Tennessee	1980-90
Janik, Tom (DB-P), Texas A&I	1969-71
Jarostchuk, Ilia (LB), New Hampshire	1990
Jarvis, Ray (WR), Norfolk St.	1979
Jenkins, Ed (RB), Holy Cross	1974
Jeter, Gary (DE), USC	1989
Johnson, Andy (RB), Georgia	1974-76, 78-81
Johnson, Billy (DB), Nebraska	1966-69
Johnson, Damian (OG), Kansas St.	1990
Johnson, Daryl (DB), Morgan St.	1968-71
Johnson, Ellis (RB), S.E. Louisiana	1965-66
Johnson, Joe (OE), Boston College	1960-61
Johnson, Mario (DL), Missouri	1993
Johnson, Preston (RB), Florida A&M	1968
Johnson, Steve (TE), Virginia Tech	1988
Jones, Aaron (DE), E. Kentucky	1993
Jones, Cedric (WR), Duke	1982-90
Jones, Ezell (OT), Minnesota	1969-70
Jones, Todd (OL), Texas A&M	1993
Jordan, Shelby (OT), Wash. (Mo.)	1975, 77-82
Jordan, Tim (LB), Wisconsin	1987-89

K

Kadziel, Roin (LB), Stanford	1972
Kapp, Joe (QB), California	1970
Kecman, Dan (LB), Maryland	1970
Keeton, Durwood (S), Oklahoma	1975
Kerrigan, Mike (QB), Northwestern	1983-84
Key, David (S), Michigan	1991
Khayat, Ed (DT), Tulane	1966
Kimber, Bill (OE), Florida St.	1961
Kiner, Steve (LB), Tennessee	1971, 73
King, Claude (RB), Houston	1962
King, Steve (LB), Tulsa	1973-81
Klein, Dick (OT), Iowa St.	1961-62
Knief, Gayle (WR), Morningside	1970
Koontz, Ed (LB), Catawba	1968
Krakau, Merv (LB), Iowa St.	1978
Kuehn, Art (OC), UCLA	1983

L

LaFreniere, Bill (WR), Northeastern	1987
Lambert, Dion (DB), UCLA	1992-93
Landry, Anthony (RB), Stephen F. Austin	1990
Larson, William (RB), Western Illinois	1960
Lassiter, Ike (DE), St. Augustine's	1970-71
Lawson, Jamie (RB), North Carolina St. .	1990
Lawson, Odell (RB), Langston	1970-71
LeBlanc, Michael (RB), Stephen F. Austin	1987
Lee, John (DE), Nebraska	1981
Lee, Keith (DB), Colorado St.	1981-84
Lee, Robert (G), Missouri	1960
Legette, Burnie (RB), Michigan St.	1993
Lenkaitis, Bill (C), Penn St.	1971-81
Leo, Bobby (WR), Harvard	1967-68
Leo, Charlie (OG), Indiana	1960-62
Lewis, Bill (C), Nebraska	1993
Lewis, Vernon (CB), Pittsburgh	1993
Lindquist, Paul (DT), New Hampshire	1961
Lingner, Adam (OL), Illinois	1986
Linne, Larry (WR), Texas-El Paso	1987
Lippett, Ronnie (DB), Mia.(FL)	1983-88*, 90-91
Livingston, Walt (RB), Heidelberg	1960
Lockhart, Eugene (LB), Houston	1991-92
Lockwood, Scott (RB), Southern Cal	1992-93
Lofton, Oscar (OE), S.E. Louisiana	1960
Long, Charlie (G), Chattanooga	1961-69
Long, Mike (OE), Brandeis	1960
Lott, Billy (RB), Mississippi	1961-63
Loudd, Rommie (LB), UCLA	1961-62
Loukas, Angelo (G), Northwestern	1970
Lowery, Nick (K), Dartmouth	1978
Lowry, Orlando (LB), Ohio State	1989
Lunsford, Mel (DE), Central (Ohio.) St.	1973-80

M

Mahoney, John 'Butch',	1961
Maitland, Jack (RB), Williams	1971-72
Mallory, Irvin (DB), Virginia Union	1971
Mangiero, Dino (NT), Rutgers	1987
Mangum, John (DT), S. Mississippi	1966-67
Marion, Fred (FS), Miami (Fla.)	1982-91
Marsh, Aaron (WR), E. Kentucky	1968-69
Marshall, Al (WR), Boise St.	1974
Martin, Donald (CB), Yale	1973
Martin, Sammy (WR), LSU	1988-91
Mason, Dave (S), Nebraska	1973
Massey, Jim (CB), Linfield	1974-75
Mass, Wayne (OT), Miami (Fla.)	1972
Matich, Trevor (OC), Brigham Young	1985-88
Matthews, Bill (LB), S. Dakota St.	1979-81
Matthews, Henry (RB), Michigan St.	1972

PATRIOTS ALL-TIME ROSTER (cont.)

May, Art (DE), Tuskegee..... 1971
 McAlister, James (RB/KR), UCLA..... 1978
 McCabe, Jerry (LB), Holy Cross..... 1987
 McCall, Bob (RB), Arizona..... 1973
 McCarthy, Shawn (P), Purdue..... 1991-92
 McComb, Don (DE), Bradley..... 1960
 McCray, Prentice (S), Arizona St..... 1974-80
 McCurry, Dave (S), Iowa St..... 1974
 McDougald, Doug (DE), Virginia Tech..... 1980
 McGee, George (OT), Southern..... 1960
 McGee, Tony (DE), Bishop (Tex.)..... 1974-81
 McGovern, Rob (LB), Holy Cross..... 1992
 McGrew, Lawrence (LB), USC..... 1980-89
 McHale, Joe (LB), Delaware..... 1987
 McKay, Bob (OT), Texas..... 1976-78
 McKinnon, Don (LB), Dartmouth..... 1963-64
 McMahon, Art (DB), N. Carolina St..... 1968-72
 McMurtry, Greg (WR), Michigan..... 1990-93
 McNeil, Emmanuel (NT), Tenn.-Martin..... 1989
 McQuay, Leon (RB), Tampa..... 1975
 McSwain, Chuck (RB), Clemson..... 1987
 McSwain, Rod (CB), Clemson..... 1984-90
 Meixler, Ed (LB), Boston University..... 1965
 Melander, Jon (OG), Minnesota..... 1991
 Mildren, Jack (S), Oklahoma..... 1974
 Millen, Hugh (QB), Washington..... 1991-92
 Miller, Al (RB), Boston College..... 1960
 Miller, Dan (K), Miami (Fla.)..... 1982
 Mirich, Rex (DT), Northern Arizona..... 1970
 Mitchell, Leroy (DB), Texas Southern..... 1967-68
 Montier, Mike (OT), Colorado..... 1969-72
 Moore, Arthur (DT), Tulsa..... 1973-77
 Moore, Brandon (OT), Duke..... 1993
 Moore, Greg (LB), Tenn.-Chattanooga..... 1987
 Moore, Leroy (DE), Ft. Valley St..... 1961-62
 Moore, Steve (OT), Tennessee St..... 1983-87
 Morgan, Stanley (WR), Tennessee..... 1977-89
 Morriss, Guy (OC), Texas Christian..... 1984-87
 Morris, Jamie (RB), Michigan..... 1990
 Morris, Jon (OC), Holy Cross..... 1964-74
 Mosier, John (TE), Kansas..... 1973
 Moss, Roland (TE), Toledo..... 1971
 Mowatt, Zeke (TE), Florida State..... 1990
 Murphy, Bill (WR), Cornell..... 1968

N

Nance, Jim (RB), Syracuse..... 1965-71
 Naposki, Eric (LB), Connecticut..... 1988-89
 Neighbors, Billy (OG), Alabama..... 1962-65
 Nelson, Edmund (DE), Auburn..... 1988
 Nelson, Steve (LB), N. Dakota St..... 1974-87
 Neumann, Tom (RB), Northern Michigan..... 1963
 Neville, Tommy (OT), Mississippi..... 1965-77
 Nichols, Bob (TE), Boston University..... 1967-68

O

Oakes, Don (OT), Virginia Tech..... 1963-68
 O'Hanley, Ross (DB), Boston College..... 1960-65
 Osley, Willie (CB), Illinois..... 1974
 Outlaw, John (DB), Jackson St..... 1969-72
 Overton, Don (RB), Faimont St..... 1990
 Owen, Tom (QB), Wichita St..... 1976-81
 Owens, Dennis (NT), N. Carolina St..... 1982-86

P

Parilli, Babe (QB), Kentucky..... 1961-67
 Patrick, Mike (P), Mississippi St..... 1975-78
 Patton, Jerry (DE), Nebraska..... 1975
 Pennywell, Carlos (WR), Grambling..... 1978-81
 Peoples, George (RB), Auburn..... 1983
 Perkins, Willis (OG), Texas Southern..... 1961

Perryman, Robert (RB), Michigan..... 1987-89
 Peterson, Joe (CB), Nevada-Reno..... 1987
 Phillpott, Ed (LB), Miami (Ohio)..... 1967-71
 Phillips, Jess (RB), Michigan St..... 1976-77
 Pickering, Clay (WR), Maine..... 1987
 Pitts, Mike (DE), Alabama..... 1993
 Plunkett, Art (OT), UNLV..... 1985, 87
 Plunkett, Jim (QB), Stanford..... 1971-75
 Pope, Ken (CB), Oklahoma..... 1974
 Pool, David (CB), Carson-Newman..... 1991-92
 Porell, Tom (NT), Boston College..... 1987
 Porter, Willie (DB), Texas Southern..... 1968
 Posey, David (K), Florida..... 1978
 Prestridge, Luke (P), Baylor..... 1984
 Price, Kenny (LB), Iowa..... 1971
 Profit, Eugene (DE), Yale..... 1986-88
 Pruett, Perry (DB), North Texas St..... 1971
 Puetz, Garry (OG), Valparaiso..... 1979-81
 Purvis, Vic (WR), S. Mississippi..... 1966-67
 Pyne, George (OT), Olivet..... 1965

R

Rademacher, Bill (WR), N. Michigan St..... 1969-70
 Rakoczy, Gregg (OL), Miami (Fla.) ... 1991-92
 Ramsey, Derrick (TE), Kentucky..... 1983-85
 Ramsey, Tom (QB), UCLA..... 1985-88
 Ratkowski, Ray (RB), Notre Dame..... 1961
 Ray, Eddie (RB-P), LSU..... 1970
 Ray, Terry (S), Oklahoma..... 1993
 Redding, Reggie (OL), Cal. St. Fullerton..... 1992
 Reed, Benton (DE), Mississippi..... 1987
 Rehder, Tom (OT), Notre Dame..... 1988-89
 Reilly, Kevin (LB), Villanova..... 1975
 Rembert, Johnny (LB), Clemson..... 1983-92
 Reynolds, Bob (OT), Bowling Green... 1972-73
 Reynolds, Ed (LB), Virginia..... 1983-91
 Reynolds, Tom (WR), San Diego St..... 1972
 Rice, Rodney (DB), BYU..... 1989
 Richardson, Al (DE), Grambling..... 1960
 Richardson, Jesse (DT), Alabama..... 1962-64
 Richardson, Tom (WR), Jackson St... 1969-70
 Robbins, Randy (S), Arizona..... 1992
 Robinson, Bo (RB), W. Texas St..... 1984
 Robinson, Greg (OT), Sacramento St.... 1987
 Robinson, Junior (CB), E. Carolina..... 1990
 Robinson, Rex (K), Georgia..... 1982
 Robotti, Frank (LB-RB), Boston College... 1961
 Rogers, Doug (DE), Stanford..... 1984
 Romaniszyn, Jim (LB), Edinboro St. (Pa.) 1976
 Romeo, Tony (TE), Florida St..... 1962-67
 Romine, Al (DB), Florence St..... 1961
 Rowe, Dave (DT), Penn State..... 1971-73
 Rucci, Todd (OG), Penn State..... 1993
 Rucker, Reggie (WR), Boston Univ..... 1971-74
 Rudolph, Jack (LB), Georgia Tech..... 1960-65
 Russell, Leonard (RB), Arizona St. ... 1991-93
 Ruth, Mike (NT), Boston College..... 1986-87

S

Sabb, Dwayne (LB), New Hampshire..... 1992-93
 Sacco, Frank (LB), Fordham..... 1987
 Saltz, Lee (QB), Temple..... 1992
 Sanders, John (S), South Dakota..... 1974-76
 Sandham, Todd (OG), Northeastern..... 1987
 Sanford, Rick (FS), South Carolina..... 1979-84
 Saranovitz, Brian (OG), New Hampshire..... 1987
 Sardisco, Tony (OG), Tulane..... 1960-62
 Satcher, Doug (LB), S. Mississippi..... 1966-68
 Sawyer, Jon (CB), Cincinnati..... 1987
 Saxon, Mike (P), San Diego St..... 1993
 Scarpito, Bob (WR-P), Notre Dame..... 1968
 Schaum, Greg (DE), Michigan St..... 1978
 Schmidt, Bob (OT), Minnesota..... 1964
 Scholtz, Bruce (LB), Texas..... 1989
 Schottenheimer, Marty (LB), Pittsburgh 1969-70

Schubert, Eric (K), Pittsburgh..... 1987
 Schubert, Steve (WR), Massachusetts..... 1974
 Schwedes, Gerhardt (RB), Syracuse... 1960-61
 Scott, Clarence (DB), Morgan St..... 1969-72
 Scott, Willie (TE), South Carolina..... 1986-88
 Sealby, Randy (LB), Missouri..... 1987
 Secules, Scott (QB), Virginia..... 1993
 Sellers, Ron (WR), Florida St..... 1969-71
 Shegog, Ron (SS), Austin Peay..... 1987
 Sherman, Tom (QB-DB), Penn State... 1968-69
 Shiner, Dick (QB), Maryland..... 1973-74
 Shoate, Rod (LB), Oklahoma..... 1975-81
 Shonta, Chuck (DB), E. Michigan..... 1960-67
 Shorts, Peter (DE), Illinois St..... 1989
 Sievers, Eric (TE), Maryland..... 1989-90
 Simerson, John (OT), Purdue..... 1961
 Sims, Kenneth (DE), Texas..... 1982-89
 Singer, Carl (OT), Purdue..... 1966-68
 Singleton, Chris (LB), Arizona..... 1990-93
 Sisson, Scott (K), Georgia Tech..... 1993
 Slade, Chris (LB), Virginia..... 1993
 Smerlas, Fred (NT), Boston College... 1991-92
 Smith, Connell (DE), Southern..... 1973-74
 Smith, Hal (DT), UCLA..... 1960
 Smith, John (K) Southampton (Eng.)... 1974-83
 Smith, Ricky (DB), Alabama St..... 1982-84
 Smith, Rod (DB), Notre Dame..... 1992-93
 Smith, Sean (DE), Georgia Tech..... 1990-91
 Snyder, Al (WR), Holy Cross..... 1964
 Solitis, Bob (DB), Minnesota..... 1960-61
 Songin, Ed (Butch) (QB), Boston College... 1960-61
 Spears, Ron (DE), San Diego St..... 1982-83
 Stanley, Walter (WR), Colorado..... 1992
 Starring, Stephen (WR), McNeese..... 1983-87
 Staurowsky, Jason (K), Tulsa..... 1988-91
 Steinfort, Fred (K), Boston College..... 1983
 Stenger, Brian (LB), Notre Dame..... 1973
 Stephens, Calvin (G), South Carolina..... 1992
 Stephens, John (RB), NW (La.) St..... 1988-92
 Stephens, Tom (DB-TE), Syracuse..... 1960-64
 Stingley, Darryl (WR), Purdue..... 1973-77
 St. Jean, Lennie (OG), N. Michigan... 1964-73
 Stokes, Eric (C-G), Northeastern..... 1987
 Stolberg, Eric (WR), Indiana..... 1971
 Striegel, Bill (LB), College of Pacific..... 1960
 Studstill, Pat (P), Houston..... 1972
 Sturt, Fred (G), Bowling Green..... 1976-78
 Suci, Bob (DB), Michigan St..... 1963
 Swanson, Terry (P), Massachusetts... 1967-68
 Sweet, Joe (WR), Tennessee St..... 1974
 Sykes, Alfred (WR), Florida A&M..... 1971

T

Taliaferro, Mike (QB), Illinois..... 1968-71
 Tanner, John (LB-DE), Tennessee Tech. 1973-74
 Tardits, Richard (LB), Georgia..... 1990-92
 Tarver, John (RB), Colorado..... 1972-74
 Tatupu, Mosi (RB), USC..... 1978-90
 Taylor, Greg (RB), Virginia..... 1982
 Taylor, Kitrick (WR), Washington St..... 1989
 Thomas, Ben (DE), Auburn..... 1985
 Thomas, Donnie (LB), Indiana..... 1976
 Thomas, Gene (RB), Florida A&M..... 1968
 Thompson, Reyna (CB), Baylor..... 1993
 Timpson, Michael (WR), Penn St..... 1989-93
 Tippet, Andre (LB), Iowa..... 1982-88, 90-93
 Tipton, Dave (NT), Western Illinois.... 1975-76
 Toler, Ken (WR), Mississippi..... 1981-82
 Toner, Ed (DT), Massachusetts..... 1967-70
 Towns, Bobby (DB), Georgia..... 1961
 Trull, Don (QB), Baylor..... 1967
 Tucker, Erroll (DB), Utah..... 1989
 Turner, Bake (WR), Texas Tech..... 1970
 Turner, Bill (DE), Boston College..... 1987
 Turner, Kevin (RB), Alabama..... 1992-93
 Twombly, Darren (C), Boston College..... 1987

V

van Eeghen, Mark (RB), Colgate..... 1982-83
 Vataha, Randy (WR), Stanford..... 1971-76
 Vaughn, Jon (RB), Michigan..... 1991-92
 Veris, Garin (DE), Stanford..... 1985-88, 90-91
 Viaene, David (OT), Minnesota-Duluth 1989-90
 Villa, Danny (OT), Arizona St..... 1987-91
 Virkus, Scott (DE), San Francisco CC..... 1984

W

Wagner, Bryan (P), Cal St. Northridge.... 1991
 Walker, Mike (K), None..... 1972
 Ward, David (LB), Southern Ark..... 1989
 Washington, Clyde (DB), Purdue..... 1960-61
 Washington, John (DT), Oklahoma St.... 1993
 Washington, Mark (CB), Morgan St..... 1979
 Washington, Mickey (CB), Texas A&M 1990-91
 Watson, Dave (G), Georgia Tech..... 1963-64
 Weathers, Clarence (WR), Delaware St. 1983-84
 Weathers, Robt. (RB), Arizona St..... 1982-86
 Webb, Don (DB), Iowa St..... 1961-71
 Webster, George (LB), Michigan St..... 1974-76
 Weisacosky, Ed (LB), Miami..... 1971-72
 Weishuhn, Clayton (LB) Angelo State 1982-84, 86
 Welch, Claxton (RB), Oregon..... 1973
 Wells, Billy (RB), Michigan St..... 1960
 West, Mel (DB), Missouri..... 1961
 Westbrook, Don (WR), Nebraska..... 1977-81
 Whalen, Jim (TE), Boston College..... 1965-69
 Wheeler, Dwight (OT), Tennessee St. 1978-83
 White, Adrian (S), Florida..... 1993
 White, David (LB), Nebraska..... 1993
 White, Harvey (QB), Clemson..... 1960
 White, Jeff (K-P), Texas El Paso..... 1973
 White, Jim (DE), Colorado St..... 1972
 Whittingham, Fred (LB), California Poly... 1970
 Whitten, Todd (QB), Stephen F. Austin... 1987
 Wichard, Murray (DE), Frostburg St..... 1987
 Wilburn, Steve (DE), Illinois St..... 1987
 William, J.R. (LB-C), La. Tech..... 1968-70
 Williams, Brent (DE), Toledo..... 1986-93
 Williams, Brian (TE), Southern..... 1982
 Williams, Brooks (TE), North Carolina... 1983
 Williams, Derwin (WR), New Mexico... 1985-87
 Williams, Ed (LB), Texas..... 1984-87, 90
 Williams, Jon (RB), Penn St..... 1984
 Williams, Larry (G), Notre Dame..... 1992
 Williams, Lester (NT), Miami (Fla.)..... 1982-85
 Williams, Perry (CB), Clemson..... 1987
 Williams, Toby (DE), Nebraska..... 1983-88
 Wilson, Curtis (OC), Missouri..... 1989
 Wilson, Darrell (DB), Connecticut..... 1981
 Wilson, David (DB), California..... 1992
 Wilson, Ed (QB), Arizona St..... 1965
 Wilson, Darryal (WR), Tennessee..... 1983
 Wilson, Jerrel (P), Southern Mississippi... 1978
 Wilson, Joe (RB), Holy Cross..... 1974
 Wilson, Marc (QB), BYU..... 1989-90
 Windsor, Bob (TE), Kentucky..... 1972-75
 Wirgowski, Dennis (DE), Purdue..... 1970-72
 Witt, Mel (DT), Arlington State..... 1967-70
 Woods, Carl (RB), Vanderbilt..... 1987
 Wooten, Ron (OG), North Carolina..... 1982-88
 Wonsley, George (RB), Miss. St..... 1989
 Wren, Darryl (CB), Pittsburg St..... 1993
 Wright, Elmo (WR), Houston..... 1975

Y-Z

Yates, Bob (OT-G-C), Syracuse..... 1960-65
 Yewcic, Tom (P-QB), Michigan St..... 1961-66
 Zabel, Steve (LB), Oklahoma..... 1975-78
 Zackery, Tony (FS), Washington..... 1990-91
 Zamberlin, John (LB), Pacific Lutheran 1979-82
 Zendejas, Joaquin (K), LaVerne (Ca.)..... 1983
 Zolak, Scott (QB), Maryland..... 1992-93

PATRIOTS WITH 100 GAMES PLAYED

	<u>Player</u>	<u>Pos.</u>	<u>Games</u>	<u>Years Played</u>
1.	Julius Adams	DE	206	1971-85, 87
2.	Mosi Tatupu	RB	194	1978-90
3.	Raymond Clayborn	CB	191	1977-89
4.	John Hannah	OG	183	1973-85
5.	Stanley Morgan	WR	179	1977-89
6.	Steve Nelson	LB	174	1974-87
7.	Tom Neville	OT	159	1965-77
8.	Pete Brock	C	154	1976-87
9.	Gino Cappelletti	K/WR	152	1960-70
10.	Andre Tippett	LB	151	1982-93
11.	Bill Lenkaitis	C	151	1971-81
12.	Steve Grogan	QB	149	1975-90
13.	Roland James	SS	145	1980-90
14.	Fred Marion	FS	144	1982-91
15.	Jim Lee Hunt	DT	141	1960-70
16.	Len St. Jean	OG	140 (c)	1964-73
17.	Houston Antwine	DT	137	1961-71
18.	Don Webb	DB	134	1961-71
19.	Ray Hamilton	NT	132	1973-81
20.	Jon Morris	C	131	1964-74
21.	Irving Fryar	WR	129	1984-92
22.	Johnny Rembert	LB	126	1983-92
23.	Jim Colclough	WR	124	1960-68
24.	Steve King	LB	124	1973-81
25.	Charlie Long	OT	124	1961-69
26.	Ronnie Lippett	CB	122	1983-91
27.	Lawrence McGrew	LB	122	1980-89
28.	Brent Williams	DE	121	1986-93
29.	Cedric Jones	WR	120	1982-90
30.	Sam Adams	OG	119	1972-80
31.	Ed Reynolds	LB	119	1983-91
32.	Tony McGee	DE	118	1974-81
33.	John Smith	K	116	1974-83
34.	Larry Eisenhauer	DE	115	1961-69
35.	Bob Dee	DE	112	1960-67
36.	Lin Dawson	TE	105	1981-90
37.	BRUCE ARMSTRONG	OT	100+	1987-present

c - Denotes consecutive games played

+ - denotes active count entering the 1994 season.

TIMES, THEY ARE A CHANGING

Patriots fans have noticed a number of changes since Bill Parcells accepted the head coaching responsibilities in January of 1993. In just one year, Parcells has completely revamped the team that he inherited, adding both size and speed to his talent pool. Entering the 1994 training camp, only 17 of the 80 players the Patriots will take to camp were members of the Patriots before Parcells' arrival. The players and the years they were acquired are listed below:

Ray Agnew (1990)	Maurice Hurst (1989)
Bruce Armstrong (1987)	Dion Lambert (1992)
Vincent Brown (1988)	Leonard Russell (1991)*
Eugene Chung (1992)	Dwayne Sabb (1992)
Ben Coates (1991)	Rod Smith (1992)
Todd Collins (1992)	Michael Timpson (1989)
Sam Gash (1992)	Kevin Turner (1992)
Tim Goad (1988)	Scott Zolak (1991)
Pat Harlow (1991)	

* At press time, Leonard Russell had not come to terms and remained an unsigned restricted free agent.

PLAYOFF TIE BREAKERS

Tie-Breaking Procedures

The following procedures will be used to break standings ties for postseason playoffs and to determine regular-season schedules.

To Break a Tie Within a Division

If, at the end of the regular season, two or more clubs in the same division finish with identical won-lost-tied percentages, the following steps will be taken until a champion is determined.

Two Clubs

1. Head-to-head (best won-lost-tied percentage in games between the clubs).
2. Best won-lost-tied percentage in games played within the division.
3. Best won-lost-tied percentage in games played within the conference.
4. Best won-lost-tied percentage in common games, if applicable.
5. Best net points in division games.
6. Best net points in all games.
7. Strength of schedule.
8. Best net touchdowns in all games.
9. Coin toss.

Three or More Clubs

(Note: If two clubs remain tied after a third club is eliminated during any step, the tiebreaker reverts back to step 1 of the two-club format).

(Note: If one team wins multiple-team tiebreaker to advance to playoff round, remaining teams revert to step 1 of applicable two-club format, i.e., either in division tiebreaker or Wild Card tiebreaker. If two teams in a multiple-team tie possess superior marks in a tiebreaking step, this pair of teams revert to top of applicable two-club format to break tie. One team advances to playoff round, while other returns to original group and step 1 of applicable tiebreaker).

1. Head-to-head (best won-lost-tied percentage in games among the clubs).
2. Best won-lost-tied percentage in games played within the division.
3. Best won-lost-tied percentage in games played within the conference.
4. Best won-lost-tied percentage in common games.
5. Best net points in division games.
6. Best net points in all games.
7. Strength of schedule.
8. Best net touchdowns in all games.
9. Coin toss.

To Break a Tie for the Wild Card Team

If it is necessary to break ties to determine the three Wild Card clubs from each conference, the following steps will be taken.

1. If the tied clubs are from the same division, apply division tiebreaker.
2. If the tied clubs are from different divisions, apply the following steps.

Two Clubs

1. Head-to-head, if applicable.
2. Best won-lost-tied percentage in games played within the conference.
3. Best won-lost-tied percentage in common games, minimum of four.
4. Best average net points in conference games.
5. Best net points in all games.
6. Strength of schedule.
7. Best net touchdowns in all games.
8. Coin toss.

PLAYOFF HISTORY

1963 AFL DIVISIONAL PLAYOFFS
PATRIOTS 26, BUFFALO 8

Boston Patriots	10	6	0	10	-26
Buffalo Bills	0	0	8	0	-8

Buffalo (War Memorial Stadium), Dec. 28, 1963 —This divisional playoff game was one of the first playoff contests in the still infant American Football League's history. QB Babe Parilli and Gino Cappelletti figured in all of the Patriots points as Parilli hit Larry Garron for scoring strikes of 59 and 17 yards, while Cappelletti kicked four FGs (28, 12, 33, and 36) and added two PAT's. Ron Burton provided an inspirational boost for the Patriots as he heroically returned to play just a few weeks after major disc surgery. Buffalo's only highlight of the day was a 93-yard scoring pass from Darryl Lamonica to Elbert Dubenion.

Team	QTR	PLAY
Boston	1	Cappelletti FG 28
Boston	1	Garron 59 pass from Parilli (Cappelletti kick)
Boston	2	Cappelletti FG 12
Boston	2	Cappelletti FG 33
Buffalo	3	Dubenion 93 pass from Lamonica (Tracey Pass from Lamonica)
Boston	4	Garron 17 pass from Parilli (Cappelletti kick)
Boston	4	Cappelletti FG 36

RUSHING B: Garron 19-44, Neumann 1-16, Burton 8-12, Crump 5-9.

BUF: Gilchrist 8-7, Bass 2-4, Kemp 2 (-4).

PASSING B: Parilli 35-14-1-300 yards, 2 TDs.

BUF: Lamonica 24-9-3-168 yards, 1 TD Kemp 21-10-1-133 yards.

RECEIVING B: Garron 4-120, Cappelletti 4-129, Burton 3-22.

BUF: Dubenion 3-115-1 TD, Ferguson 4-47, Bass 4-45, Rutkowski 3-45.

TEAM STATS	BOS	BUF
First Downs	11	3
Rushes-Yards	36-83	12-7
Passing Yards	300	301
Total Yards	383	308
Passes	34-14-1	45-19-4
Punts	7-32.3	8-35.1
Fumbles/Lost	0-0	3-2
Penalties Yds.	7-65	9-100
A—33,044		

1963 AFL CHAMPIONSHIP GAME
SAN DIEGO 51, PATRIOTS 10

Patriots	7	3	0	0	-10
San Diego	21	10	7	13	-51

San Diego (Balboa Stadium), Jan. 5, 1964 —Chargers' running back Keith Lincoln turned in a super-human effort, combining for 329 total yards. Injuries to three Patriots starters — star FB Larry Garron (concussion), Houston Antwine (back) and Harry Crump (shoulder) — proved disastrous for the Patriots. The favored Chargers coasted to a 51-10 victory over the Boston Patriots. Lincoln rushed for an amazing 206 yards and added 123 more yards in receptions. The Chargers ran up a 31-10 lead at the half, and added 20 more unanswered points in the second half to capture the AFL title.

TEAM	QTR	PLAY
San Diego	1	Rote 2 run (Blair kick)
San Diego	1	Lincoln 67 run (Blair kick)
Boston	1	Garron 7 run (Cappelletti kick)
San Diego	1	Lowe 58 run (Blair kick)
San Diego	2	Blair FG 11
Boston	2	Cappelletti FG 15
San Diego	2	Norton 14 pass from Rote (Blair kick)
San Diego	3	Alworth 48 pass from Rote (Blair kick)
San Diego	4	Lincoln 25 pass from Hadl (pass failed)
San Diego	4	Hadl 1 run (Blair kick)

PLAYOFF HISTORY

RUSHING B: Crump 7-18 Garron 3-15, Lott 3-15, Yewcic 1-14.

SD: Lincoln 13-206, Lowe 12-94, Rote 4-15.

PASSING B: Parilli 29-14-1-189 yards, Yewcic 8-3-1-39 yards

SD: Rote 15-10-0-173 yards, 2 TDs. Hadl 10-6-1-112 yards, 1 TD.

RECEIVING B: Cappelletti 2-72, Graham 2-68, Crump 2-28, Colclough 3-26.

SD: Alworth 4-77, MacKinnon, 2-52, Norton 2-44.

TEAM STATS	B	SD
First Downs	14	21
Rushes-Yards	16-75	32-318
Passing Yards	186	292
Total Yards	261	610
Passes	37-17-2	26-17-0
Punts	7-47	2-44
Fumbles/Lost	1-0	1-1
Penalties/Yds.	1-18	6-30
A—30,127		

1976 AFC DIVISIONAL PLAYOFFS OAKLAND 24, PATRIOTS 21

New England Patriots	7	0	14	0	-21
Oakland Raiders	3	7	0	14	-24

Oakland (Oakland-Alameda County Colliseum), Dec. 18, 1976— The surprising Patriots, having finished a complete turnaround with an 11-3 record (3-11 in 1975), traveled to Oakland to meet the Raiders, for their first playoff competition since 1963. The Patriots jumped in front of the Raiders 7-0 on a one-yard run by Andy Johnson, but fell behind at the half 10-7 when Fred Biletnikoff hauled in a 31-yard touchdown pass from Ken Stabler with just 39 seconds remaining in the first half. Steve Grogan engineered scoring drives on the Patriots first two possessions of the third quarter, running the Patriots lead to 21-10. Oakland responded with a score on its first possession of the fourth period, a one-yard run by Mark van Eeghan. With the score at 21-17. Ken Stabler drove the Raiders from their own 32 and scored with only 14 seconds to go. The drive was marred by a controversial roughing the passer call on Ray Hamilton. The Patriots had seemingly stopped the Raiders when a Stabler to Garrett pass on a 3rd and 18 fell incomplete. However, penalty flags were thrown and the Raiders had possession with a first and ten at the Patriot 13. Five plays later Stabler rolled around left end for the winning score and the Patriots dreams of a championship were over.

TEAM	QTR	PLAY
New England	1	A. Johnson 1 run (Smith kick)
Oakland	1	Mann FG 40
Oakland	2	Biletnikoff 31 pass from Stabler (Mann kick)
New England	3	Francis 26 pass from Grogan (Smith kick)
New England	3	J. Phillips 3 run (Smith kick)
Oakland	4	Van Eeghen 1 run (Mann kick)
Oakland	4	Stabler 1 run (Mann kick)

RUSHING NE: Cunningham 20-68, Grogan 7-35, Johnson 14-32.

OAK: van Eeghan 11-39, C. Davis 7-29, Banaszak 4-8.

PASSING NE: Grogan 23-12-1-167 yards, 1 TD.

OAK: Stabler 32-19-0-233 yards, 1 TD.

RECEIVING NE: Francis 4-96-1 TD, Stingley 2-36, Cunningham 2-14.

OAK: Biletnikoff 9-137-1 TD, Casper 4-47, Branch 3-32.

TEAM STATS	NE	Oakland
First Downs	23	20
Rushes-Yards	49-164	24-81
Passing Yards	167	201
Total Yards	331	282
Had QB Sacked	0-0	4-32
Passing	24-12-2	32-19-0
Punts	3-44.0	5-37.8
Fumbles-Lost	1-1	1-1
Penalties-Yds.	10-83	11-93
A—54,037 paid, 53,045 actual		

PLAYOFF HISTORY

1978 AFC DIVISIONAL PLAYOFF
HOUSTON 31, PATRIOTS 14

Houston Oilers	0	21	3	7	-31
New England Patriots	0	0	7	7	-14

Foxboro (Schaefer Stadium), Dec. 31, 1978 —With the AFC East Division title tucked under their belts, the Patriots played host to the Houston Oilers in the first playoff game ever played at then Schaefer Stadium. The Patriots had finished the season at 11-6, but were reeling from the controversy that started when Coach Chuck Fairbanks announced his resignation to accept the head coaching position at Colorado. The game found Fairbanks on the Patriots sidelines, but the last day of 1978 also proved to be the last day of the Patriots '78 season. Dan Pastorini completed 10 of 13 passes for 184 yards in the first half while the Oilers built a 21-0 lead at the intermission. Toni Fritsch added a 30-yard FG before the Patriots rallied with two touchdowns in the second half. A 24-yard option pass from RB Andy Johnson to WR Harold Jackson and a 24-yard scoring strike from sub QB Tom Owen to TE Russ Francis were the only points they could muster. Owen had replaced starter Steve Grogan late in the first half. Trailing 24-14, the Patriots began a late rally. Starting at their own 18, the Patriots started to move but Gregg Bingham picked off an Owen for Morgan pass and returned it to the Patriot 18, killing the drive and setting up an Earl Campbell 2-yard TD run that put the game out of reach.

TEAM	QTR	PLAY
Houston	2	Burrough 71 pass from Pastorini (Fritsch kick)
Houston	2	Barber 19 pass from Pastorini (Fritsch kick)
Houston	2	Barber 13 pass from Pastorini (Fritsch kick)
Houston	3	Fritsch FG 30
New England	3	Jackson 24 pass from Johnson (Smith kick)
New England	4	Francis 24 pass from Owen (Smith kick)
Houston	4	Campbell 2 run (Fritsch kick)

RUSHING H: Campbell 27-118-1 TD, Tim Wilson 14-26, Coleman 7-19.

NE: Cunningham 10-42, Grogan 1-16, Johnson 6-14.

PASSING H: Pastorini 15-21-1-200 yards, 3 TDs

NE: Owen 22-12-1-144 yards, 1 TD, Grogan 12-3-2-38 yards, Johnson 1-1-0-24 yards, 1 TD.

RECEIVING H: Barber 5-83-2 TDs, Burrough 3-91-1 TD, Caster 2-12

NE: Francis 8-101-1 TD, Cunningham 3-28, Morgan 2-37.

TEAM STATS	H	NE
First Downs	21	15
Rushes-Yards	54-174	20-83
Passing Yards	170	180
Total Yards	344	263
Had QB Sacked	3-30	4-26
Passes	15-12-1	35-16-3
Punts	5-34.8	4-43.3
Fumbles/Lost	1-0	2-0
Penalties/Yds	2-25	8-92
A—61,297 paid, 60,881 actual		

1982-1983 SUPER BOWL TOURNAMENT
MIAMI 28, PATRIOTS 13

New England Patriots	0	3	3	7	-13
Miami Dolphins	0	14	7	7	-28

Miami (Orange Bowl) Jan. 8, 1983 —Finishing seventh in the 14-team AFC field, the Patriots were slated to meet the second-seeded Miami Dolphins in the first round of the 1982-83 Super Bowl XVII Tournament. Before a sellout crowd, the Patriots got on the scoreboard first, taking an early second period 3-0 lead when John Smith kicked a 23-yard FG. The Dolphins were led behind the precision passing of David Woodley (16 of 19, 234 yards, 2 TDs). They scored four touchdowns while the Patriots could only muster another Smith FG (42 yards) through the first three periods. Steve Grogan was limited to only 189 yards passing and was sacked four

PLAYOFF HISTORY

times. Miami's FB Andra Franklin, the AFC's second leading rusher in regular season play, carried the ball 26 times for 112 yards enabling the Dolphins to control the ball for 35:51 seconds. It was the Patriots first playoff appearance since 1978.

TEAM	QTR	PLAY
New England	2	Smith FG 23
Miami	2	Hardy 2 Pass from Woodley (von Schamann kick)
Miami	2	Franklin 1 run (von Schamann kick)
New England	3	Smith FG 42
Miami	3	Bennett 2 run (von Schamann kick)
Miami	4	Hardy 2 pass from Woodley (von Schamann kick)
New England	4	Hasselbeck 22 pass from Grogan (Smith kick)

RUSHING NE: van Eeghen 9-40, Collins 7-35.

MIA: Franklin 26-112-1 TD, Nathan 12-71, Woodley 1-16.

PASSING NE: Grogan 30-162-189 yards, 1 TD.

MIA: Woodley 19-16-0-246 yards, 2 TDs.

RECEIVING NE: Hassebeck 7-87-1 TD, Dawson 4-49, Collins 1-17.

MIA: Nathan 5-68, Hardy 3-23-2 TDs, Rose 2-47.

TEAM STATS	NE	MIA
First Downs	14	27
Rushes-Yards	18-77	45-214
Passing Yards	160	234
Total Yards	237	448
Had QB sacked	4-29	2-12
Passes	30-16-2	19-16-0
Punts	5-43.6	1-51.0
Fumbles-Lost	1-1	3-3
Penalties-Yds.	4-27	2-15

A—73,479 paid, 68,842 actual

TV blackout in effect.

**1985—AFC WILD CARD
NEW ENGLAND 26, NY JETS 14**

New England Patriots	3	10	10	3	-26
New York Jets	0	7	7	0	-14

East Rutherford, N.J.(Meadowlands) December 28, 1985— Patriots kicker Tony Franklin tied an NFL playoff record by kicking four field goals in a 26-14 victory over the divisional rival New York Jets. Quarterback Tony Eason completed 12 of 16 passes for 179 yards and one touchdown to lead the offense. Rookie DE Garin Veris led a resilient defensive effort, recording three of the Patriots five sacks on the day. Both Veris and DB Fred Marion were credited with interceptions and linebacker Johnny Rembert sealed the victory when he returned a fumble 15 yards for a touchdown to give the Patriots a 23-7 third quarter lead. The Jets were held to just 58 yards rushing on 21 carries for a 2.8 average. For the Patriots, it was their first playoff win in 22 years.

TEAM	QTR	TIME	PLAY
New England	1st	9:40	Franklin 33 FG
New York	2nd	0:05	Hector 11 pass from O'Brien (Leahy kick)
New England	2nd	4:04	Franklin 41 FG
New England	2nd	13:38	Morgan 36 pass from Eason (Franklin kick)
New England	3rd	8:36	Franklin 20 FG
New England	3rd	8:51	Rembert 15 fumble return (Franklin kick)
New York	3rd	14:03	Shuler 12 pass from Ryan (Leahy kick)
New England	4th	11:47	Franklin 26 FG

RUSHING NE: C. James 22-49, Collins 11-36, Eason 6-14

NY: McNeil 16-41, Hector 4-13, O'Brien 1-4.

PLAYOFF HISTORY

RECEIVING NE: Morgan 4-62, Fryar 2-47, C. James 2-36, Dawson 2-20, Collins 2-14
NY: Toon 9-93, Walker 4-54, Shuler 5-53, McNeil 3-13, Hector 1-11, Klever 1-9.
PASSING NE: Eason 12-16-179, 1 TD, 0 INTs
NY: O'Brien 13-17-149, 1 TD, 1 INT; Ryan 10-17-84, 1 TD, 1 INT.

TEAM STATS	NE	NY
First Downs	12	15
3rd Downs	3/14	5/13
Total Yards	258	240
Rushing Yards	99	58
Passing Yards	159	182
Sacks by-Yards	5-51	3-20
Punts	5-40.0	5-38.4
Penalties	1-10	6-48
Fumbles	2-0	3-2
Time of Poss.	31:47	28:13

Actual: 70,958 (sold: 76,891)

**1985 AFC PLAYOFF
 NEW ENGLAND 27, L.A. RAIDERS 20**

New England Patriots	7	10	10	0	-27
Los Angeles Raiders	3	17	0	0	-20

Los Angeles, Calif. (L.A. Coliseum) January 5, 1986—The Patriots took advantage of three fumbles and three interceptions in defeating the Los Angeles Raiders, 27-20. The Patriots scored their first touchdown, a 13-yard pass to Lin Dawson, thanks to a fumble recovery by rookie defensive back Jim Bowman (on the Los Angeles 21-yard line). The Raiders narrowed the score to 7-3, due in big part to a blocked punt against Patriots kicker Rich Camarillo. The ball was recovered on the New England 16-yard line, and four plays later, Chris Bahr had a 29-yard field goal. The Raiders did take a 10-7 lead on their next possession when quarterback Marc Wilson found rookie Jesse Hester for a 16-yard score. After a Mosi Tatupu fumble was recovered at the New England 19, Los Angeles would move in front, 17-7 three plays later when Marcus Allen scored on a 11-yard touchdown run. Not to be denied, the Patriots fired back, making it 17-10, on an 80-yard, 10 play drive that ended with Craig James two-yard touchdown run. Ronnie Lippett's second interception of the day led to a 45-yard field goal and a 17-17 tie. But the Raiders had the lead at halftime, 20-17, on a 32-yard field goal by Bahr. The rest of the scoring was done by the Patriots, a 32-yard field goal by Franklin, 54 yards and 12 plays after Fred Marion had recovered a fumble. Then Bowman recovered a fumble in the endzone off the ensuing kickoff return, thus making it 27-20.

TEAM	QTR	TIME	PLAY
New England	1st	4:34	Dawson 13 pass from Eason (Franklin kick)
Los Angeles	1st	10:13	Bahr 29 FG
Los Angeles	2nd	4:21	Hester 16 pass from Wilson (Bahr kick)
Los Angeles	2nd	6:07	Allen 11 run (Bahr kick)
New England	2nd	11:22	C. James 2 run (Franklin kick)
New England	2nd	13:15	Franklin 45 FG
Los Angeles	2nd	14:54	Bahr 32 FG
New England	3rd	13:49	Franklin 32 FG
New England	3rd	14:03	Bowman fumble recovered for TD (Franklin kick)

Rushing NE: C. James 23-104, Collins 9-18, Weathers 9-18, Tatupu 4-17, Fryar 1-3, Eason 3 (-4); **LA:** Allen 22-121, Hawkins 4-33, Wilson 1-9.

Receiving NE: C. James 3-48, D. Ramsey 2-34, Morgan 1-22, Dawson 1-13, Collins 1-8,

LA: Christensen 4-78, Williams 3-33, Hester 1-16, Allen 3-8.

Passing NE: Eason 7-14-117, 1 TD, C. James 1-1-8.

LA: Wilson 11-27-135, 1TD, 3 INTs.

PLAYOFF HISTORY

Team Stats	NE	LA
First Downs	15	17
3rd Downs	8/16	3/9
Total Yards	254	298
Rushing Yards	156	163
Passing Yards	98	124
Sacks By Yards	2-11	3-27
Punts	5-45.0	2-34.0
Penalties	6-45	6-53
Fumbles	3-2	5-3
Time of Poss.	36:59	23:01
Actual: 88,936 (sold: 89,289)		

1985 AFC CHAMPIONSHIP
NEW ENGLAND 31, MIAMI 14

New England Patriots	3	14	7	7	-31
Miami Dolphins	0	7	0	7	-14

Miami, Fla. (Orange Bowl) January 12, 1986—The 18-game losing streak against the Miami Dolphins at the Orange Bowl became a thing of the past, thanks to a 31-14 victory that sent the Patriots to Super Bowl XX to face the Chicago Bears. The Dolphins had a 7-3 lead 21 seconds into the second quarter, but the visitors then reeled off the next 21 points on a two-yard touchdown pass to Tony Collins from Tony Eason 4:50 into the second quarter, a one-yard TD pass from Eason to Derrick Ramsey 9:35 into the second, and a two-yard TD pass from Eason to Robert Weathers 3:02 into the third quarter.

TEAM	QTR	TIME	PLAY
New England	1st	6:40	Franklin 23 FG
Miami	2nd	0:21	Johnson 10 pass from Marino (Reveiz kick)
New England	2nd	4:50	Collins 4 pass from Eason (Franklin kick)
New England	2nd	9:35	D. Ramsey 1 pass from Eason (Franklin kick)
New England	3rd	3:02	Weathers 2 pass from Eason (Franklin hck)
Miami	4th	0:32	Nathan 10 pass from Marino (Feviez kick)
New England	4th	7:26	Tatupu 1 run (Franklin kick)

RUSHING NE: C. James 22-105, Weathers 16-87, Collins 12-61, Tatupu 6-9, Eason 3-(-7)
M: Carter 6-56, Davenport 3-6, Nathan 2-4, Bennett 1-2, Marino 1-0.

RECEIVING NE: Morgan 2-30, D. Ramsey 3-18, Collins 3-15, Tatupu 1-6, Weathers 1-2.
M: Nathan 5-57, Hardy 3-52, Duper 3-45 Clayton 3-41, Davenport 3-23, Johnson 1-10, Moore 1-10, Rose 1-10.

PASSING NE: Eason 10-12-71, 3 TDs, 0 INTs;

M: Marino 20-48-248, 2 TDs, 2 INTs.

Team Stats	NE	M
First Downs	21	18
3rd Downs	7/16	3/10
Total Yards	326	302
Rushing Yards	255	68
Passing Yards	71	234
Sacks By-Yards	1-14	0-0
Punts	5-40.2	4-41.3
Penalties	2-15	4-35
Fumbles	2-2	5-4
Time of Poss.	39:51	20:09
Actual: 74,978 (sold: 76,270)		

PLAYOFF HISTORY

CHICAGO 46, NEW ENGLAND 10 (SUPER BOWL XX)

Chicago Bears	13	10	21	2	-46
New England Patriots	3	0	0	7	-10

New Orleans, La. (Superdome) January 26, 1986—The Patriots led early, but Chicago controlled thereafter and took a 46-10 victory in each team's first Super Bowl appearance. Don Blackmon caused a Walter Payton fumble that Larry McGrew recovered at Chicago's 19-yard line on the second play, leading to Tony Franklin's 36-yard field goal at 1:19 (the fastest score in Super Bowl history). The Bears, however, scored the next 44 points. Quarterback Steve Grogan replaced starter Tony Eason in the second quarter. Grogan fared better, but was intercepted twice and sacked four times for 33 yards, including a safety. His eight-yard TD pass to Irving Fryar was the only touchdown allowed by Chicago in three playoff appearances.

TEAM	QTR	TIME	PLAY
New England	1st	1:19	Franklin 36 FG
Chicago	1st	5:40	Butler 28 FG
Chicago	1st	13:34	Butler 24 FG
Chicago	1st	14:37	Suhey 11 run (Butler kick)
Chicago	2nd	7:36	McMahon 2 run (Butler kick)
Chicago	2nd	15:00	Butler 24 FG
Chicago	3rd	7:38	McMahon 1 run (Butler kick)
Chicago	3rd	8:44	Phillips 28 interception return (Butler kick)
Chicago	3rd	11:38	Perry 1 run (Butler kick)
New England	4th	1:46	Fryar 8 pass from Grogan (Franklin kick)
Chicago	4th	9:24	Safety, Grogan tackled by Waechter in end zone (Butler kick)

RUSHING NE: Collins 3-4, Weathers 1-3, Grogan 1-3, C.James 5-1, Hawthorne 1-(4);
C: Payton 22-61, Suhey 11-52, Sanders 4-15, Gentry 3-15, McMahon 5-14, Thomas 2-8, Perry 1-1, Fuller 1-1.

RECEIVING NE: Morgan 7-70, Starring 2-39, Fryar 2-24, Collins 2-19, D. Ramsey 2-16, C.James 1-6, Weathers 1-3.

C: Gault 4-129, Gentry 2-41, Margerum 2-36, Moorehead 2-22, Suhey 1-24, Thomas 1-4.

PASSING NE: Eason 0-6-0, 0 TDs, 0 INTs, Grogan 17-30-177, 1 TD, 2 INTs

C: McMahon 12-20-256, 0 TDs, 0 INTs, Fuller 0-4-0, 0 TDs, 0 INTs.

Team Stats	C	NE
First Downs	23	12
3rd Downs	7/14	1/10
Total Yards	408	123
Rushing Yards	167	7
Passing Yards	241	116
Sacks By-Yards	7-61	3-15
Punts	4-43.3	6-43.8
Penalties	7-40	5-35
Fumbles	3-2	4-4
Time of Poss.	39:15	20:45
Actual: 73,818 (sold: 73,818)		

DENVER 22, NEW ENGLAND 17 (AFC Playoff)

New England Patriots	0	10	7	0	-17
Denver Broncos	3	7	10	2	-22

Denver, Colo. (Mile High Stadium) January 4, 1987—The teams were tied at 10-10 at halftime after trading the lead in the second half (Patriots at 17-13 after Stanley Morgan caught a 45-yard pass from quarterback Tony Eason 12:10 into the third quarter; the Broncos went in front 20-17 on a 48-yard pass from John Elway to wide receiver Vance Johnson on the last play of the third quarter). There was controversy behind that go-ahead touchdown. On a third down and four on the New England 48-yard line, Patriots outside linebacker Don Blackmon was off-side by a very large

PLAYOFF HISTORY

margin. There was no whistle blown by the officials, and the Broncos went ahead for the "free play." The "free play" turned out to be the touchdown pass to Johnson as the Patriots defensive players stopped their rush on the play. The Patriots were still in the hunt with 1:41 left. The ball was on the Denver 10-yard line with a first and 10 situation. But when Eason faded back to pass he was immediately pressured by Broncos defensive end Rulon Jones and was sacked for two points.

TEAM	QTR	TIME	PLAY
Denver	1st	12:12	Karlis 27 field goal
New England	2nd	0:56	Morgan 19 pass from Eason (Franklin kick)
Denver	2nd	7:18	Elway 22 run (Karlis kick)
New England	2nd	14:58	Franklin 38 field goal
Denver	3rd	9:10	Karlis 22 field goal
New England	3rd	12:10	Morgan 45 pass from Eason (Franklin kick)
Denver	3rd	15:00	Johnson 48 pass (Karlis kick)
Denver	4th	13:23	safety, Eason tackled by Jones

RUSHING: NE: Collins 5-46, James 10-31, Eason 2-23, Dupard 5-18, Hawthorne 1-5, Fryar 1-(-2).

DEN: Winder 19-102, Lang 11-44, Elway 5-18, Bell 1-12, Sewell 2-8, Wilhite 3-4.

RECEIVING: NE: Morgan 3-100, Collins 4-46, Baty 3-31, Fryar 2-11, Hawthorne 1-6.

DEN: Johnson 4-89, Mobley 2-69, Sewell 3-41, Watson 1-21, Micho 1-20, Winder 1-16, Lang 1-1.

PASSING: NE: Eason 13-24-194, 2 TD, 0 INT;

DEN: Elway 13-32-257, 1 TD, 2 INT.

Team Stats	NE	DEN
First Downs	12	23
3rd Downs	2/12	5/15
Total Yards	271	441
Rushing Yards	121	188
Passing Yards	150	253
Sacks	2	0
Punts/Avg.	9/50.2	6/46.0
Penalties/Yds.	5/45	3/20
Fumbles/Lost	1/0	0/0
Time of Poss.	24:31	35:29
Actual: 76,105 (sold: 76,149)		

PATRIOTS IN PRIME TIME (7-19)

The Patriots will appear in only one "Prime Time" nationally televised game this year (November 27, at Indianapolis on ESPN). In years past, the Patriots have not fared well in the prime time slot. Below is a listing of the results of each of those games.

ABC's Monday Night Football (4-12)

It has been seven years since the Patriots have appeared on Monday night. The Patriots won the contest, defeating Miami 24-10 at the Orange Bowl. The last time the Patriots hosted a Monday Night Football game was in 1981.

12/28/87	NE 24, at Miami 10	10/1/79	at Green Bay 27, NE 14
9/21/87	at N.Y. Jets 43, NE 24	9/3/79	Pittsburgh 16, at NE 13 (OT)
12/22/86	NE 34, at Miami 27	9/18/78	Baltimore 34, at NE 27
12/16/85	at Miami 30, NE 27	12/18/78	at Miami 23, NE 3
9/21/81	Dallas 35, at NE 21	9/26/77	at Cleveland 30, NE 27 (OT)
9/29/80	at NE 23, Denver 14	10/18/76	at NE 41, N.Y. Jets 7
11/10/80	Houston 38, at NE 34	12/1/75	at Miami 20, NE 7
12/8/80	Miami 16, at NE 13 (OT)	11/6/72	Baltimore 24, at NE 17

ABC's Thursday Night Football (1-1)

9/11/86	NE 20, at Jets 6 (ABC)	11/29/79	at Miami 39, NE 24 (ABC)
----------------	-------------------------------	----------	--------------------------

Sunday Night Football (2-6)

9/26/93	at N.Y. Jets 45, NE 7 (TNT)	12/10/89	at Miami 31, NE 10 (ESPN)
10/04/92	at N.Y. Jets 30, NE 21 (TNT)	11/20/88	NE 6, at Miami 3 (ESPN)
11/10/91	at Miami 30, NE 20 (ESPN)	11/8/87	at N.Y. Giants 17, NE 10 (ESPN)*
10/18/90	at Miami 17, NE 10 (TNT)	9/24/78	NE 21, at Oakland 14 (ABC)

* ESPN's first Regular Season telecast

PATRIOTS IN THE PRO BOWL

1960 (0)		
No game played		
1961 (7)		
LB Tom Addison (1)	DT Houston Antwine (5)	OG John Hannah (6)
DB Fred Bruney (1)	LB Nick Buoniconti (5)	CB Mike Haynes (6)
DB Gino Cappelletti (1)	RB Larry Garron (4)	1983 (5)
DE Bob Dee (1)	DT Jim Lee Hunt (3)	CP Rich Camarillo (1)
HB Larry Garron (1)	OC Jon Morris (4)	CB Ray Clayborn (1)
DT Jim Hunt (1)	FB Jim Nance (2)	RB Tony Collins (1)
OG Charlie Leo (1)	OT Don Oakes (1)	OG John Hannah (7)
1962 (6)	1968 (5)	OT Brian Holloway (1)
LB Tom Addison (2)	DT Houston Antwine (6)	1984 (4)
DB Fred Bruney (2)	WR/KGino Cappelletti (5)	OG John Hannah (8)
DE Larry Eisenhauer (1)	CB Leroy Mitchell (1)	OT Brian Holloway (2)
WR Jim Colclough (1)	OC Jon Morris (5)	LB Steve Nelson (2)
DB Dick Felt (1)	OT Tom Neville (2)	LB Andre Tippett (1)
OT Charlie Long (1)	1969 (6)	1985 (8)
1963 (11)	RB Carl Garrett (1)	CB Ray Clayborn (2)
LB Tom Addison (3)	DT Jim Lee Hunt (4)	RT Irving Fryar (1)
DT Houston Antwine (1)	OC Jon Morris (6)	OG John Hannah (9)
LB Nick Buoniconti (1)	WR Ron Sellers (1)	OT Brian Holloway (3)
WR Gino Cappelletti (2)	QB Mike Taliaferro (1)	RB Craig James (1)
DE Bob Dee (2)	S Don Webb (1)	FS Fred Marion (1)
DE Larry Eisenhauer (2)	1970 (1)	LB Steve Nelson (3)
FB Larry Garron (2)	OC Jon Morris (7)	LB Andre Tippett (2)
DB Ron Hall (1)	1971-75 (0)	1986 (5)
OG Charlie Long (2)	None	CB Ray Clayborn (3)
OG Billy Neighbors (1)	1976 (4)	K Tony Franklin (1)
QB Babe Parilli (1)	TE Russ Francis (1)	WR Stanley Morgan (3)
1964 (9)	OT Leon Gray (1)	SpT Mosi Tatupu (1)
LB Tom Addison (4)	OG John Hannah (1)	LB Andre Tippett (3)
DT Houston Antwine (2)	CB Mike Haynes (1)	1987 (2)
LB Nick Buoniconti (2)	1977 (2)	WR Stanley Morgan (4)
WR/KGino Cappelletti (3)	TE Russ Francis (2)	LB Andre Tippett (4)
DE Bob Dee (3)	CB Mike Haynes (2)	1988 (3)
DE Larry Eisenhauer (3)	1978 (5)	RB John Stephens (1)
RB Larry Garron (3)	FB Sam Cunningham (1)	LB Andre Tippett (5)
OC Jon Morris (1)	TE Russ Francis (3)	LB Johnny Rembert (1)
QB Babe Parilli (2)	OT Leon Gray (2)	1989 (1)
1965 (4)	OG John Hannah (2)	LB Johnny Rembert (2)
DT Houston Antwine (3)	CB Mike Haynes (3)	1990 (1)
LB Nick Buoniconti (3)	1979 (3)	OT Bruce Armstrong (1)
DE Bob Dee (4)	OG John Hannah (3)	1991 (2)
OC Jon Morris (2)	CB Mike Haynes (4)	OT Bruce Armstrong (2)
1966 (11)	WR Stanley Morgan (1)	TE Marv Cook (1)
DT Houston Antwine (4)	1980 (7)	1992 (1)
LB Nick Buoniconti (4)	DE Julius Adams (1)	TE Marv Cook (2)
WR/KGino Cappelletti (4)	FS Tim Fox (1)	1993 (0)
DE Larry Eisenhauer (4)	OG John Hannah (4)	none
DT Jim Lee Hunt (2)	CB Mike Haynes (5)	
OC Jon Morris (3)	WR Stanley Morgan (2)	
FB Jim Nance (1)	LB Steve Nelson (1)	
OT Tom Neville (1)	PK John Smith (1)	
QB Babe Parilli (3)	1981 (1)	
DB Chuck Shonta (1)	OG John Hannah (5)	
OG Len St. Jean (1)		

NOTE: The number shown in parentheses indicates the number of appearances in Pro Bowl play. From 1960-70, Patriots players played in the AFL All-Star Game prior to joining the NFL Pro Bowl competition in 1971. The year indicates the season in which the player was selected for Pro Bowl participation, but the game itself is played in the following January or February. For example, players selected in the 1989 season played in the 1990 Pro Bowl.

75th ANNIVERSARY THROWBACKS SCHEDULE

It will seem like old times in the NFL this fall. On September 18-19 all 28 teams will wear early-era uniforms during the league's "Throwbacks Weekend." The 14 teams who are playing on the road that weekend, including the Patriots (at Cincinnati), will have an opportunity to wear their "Throwbacks" uniforms at a home game following the weekend of the 18. The Patriots have elected to wear their 1963 replica uniforms at home on October 2, 1994 when they host the Green Bay Packers. Below is a list of the "Throwbacks" scheduled for this fall. This schedule is tentative to change.

Sunday, September 18

<u>Away Team</u>	<u>Jersey Color</u>	<u>Home Team</u>	<u>Jersey Color</u>
Arizona Cardinals	Dark	Cleveland Browns	White
Buffalo Bills	White	Houston Oilers	Dark
Green Bay Packers	Dark	Philadelphia Eagles	White
Indianapolis Colts	White	Pittsburgh Steelers	Yellow
Los Angeles Raiders	White	Denver Broncos	Dark
Minnesota Vikings	White	Chicago Bears	Dark
New England Patriots	White	Cincinnati Bengals	Dark
New Orleans Saints	Dark	Tampa Bay Buccaneers	White
New York Jets	Dark	Miami Dolphins	White
San Diego Chargers	White	Seattle Seahawks	Dark
San Francisco 49ers	Dark	Los Angeles Rams	Yellow
Washington Redskins	White	New York Giants	Dark
Kansas City Chiefs	White	Atlanta Falcons	Dark

Monday, September 19

<u>Away Team</u>	<u>Jersey Color</u>	<u>Home Team</u>	<u>Jersey Color</u>
Detroit Lions	Dark	Dallas Cowboys	White

Sunday, September 25

<u>Away Team</u>	<u>Jersey Color</u>	<u>Home Team</u>	<u>Jersey Color</u>
Atlanta Falcons	White	Washington Redskins	Dark
Los Angeles Rams	Yellow	Kansas City Chiefs	Dark
Miami Dolphins	White	Minnesota Vikings	Dark
New Orleans Saints	White	San Francisco 49ers	Dark
San Diego Chargers	White	Los Angeles Raiders	Dark
Tampa Bay Buccaneers	White	Green Bay Packers	Dark
Chicago Bears	Dark	New York Jets	White

Monday, September 26

<u>Away Team</u>	<u>Jersey Color</u>	<u>Home Team</u>	<u>Jersey Color</u>
Denver Broncos	White	Buffalo Bills	Dark

Sunday, October 2

<u>Away Team</u>	<u>Jersey Color</u>	<u>Home Team</u>	<u>Jersey Color</u>
Green Bay Packers	Dark	New England Patriots	White
New York Giants	White	New Orleans Saints	Dark

Sunday, October 9

<u>Away Team</u>	<u>Jersey Color</u>	<u>Home Team</u>	<u>Jersey Color</u>
Kansas City Chiefs	White	San Diego Chargers	Dark
San Francisco 49ers	White	Detroit Lions	Dark

Sunday, October 16

<u>Away Team</u>	<u>Jersey Color</u>	<u>Home Team</u>	<u>Jersey Color</u>
New England Patriots	White	New York Jets	Dark

Sunday, October 23

<u>Away Team</u>	<u>Jersey Color</u>	<u>Home Team</u>	<u>Jersey Color</u>
Washington Redskins	White	Indianapolis Colts	Dark

Sunday, October 30


<u>Away Team</u>	<u>Jersey Color</u>	<u>Home Team</u>	<u>Jersey Color</u>
Pittsburgh Steelers	Yellow	Arizona Cardinals	White

Monday, October 31

<u>Away Team</u>	<u>Jersey Color</u>	<u>Home Team</u>	<u>Jersey Color</u>
Green Bay Packers	White	Chicago Bears	Dark

Sunday, November 6

<u>Away Team</u>	<u>Jersey Color</u>	<u>Home Team</u>	<u>Jersey Color</u>
Los Angeles Raiders	White	Kansas City Chiefs	Dark



**ALL-TIME
RECORDS**

PATRIOTS TOP 10

PATRIOTS ALL-TIME LEADERS

(ALL CAPS Indicate Active Patriots Players)

TOP 10 RUSHERS
 (Based On Rushing Yardage)

	Name	Years	No.	Yards	Avg	Lg	TD
1.	Sam Cunningham	(1973-79, 81-82)	1,385	5,453	3.9	75t	43
2.	Jim Nance	(1965-71)	1,323	5,323	4.0	65t	45
3.	Tony Collins	(1981-87)	1,191	4,647	3.9	54	32
4.	Don Calhoun	(1975-81)	820	3,391	4.1	73	23
5.	John Stephens	(1988-92)	891	3,249	3.6	52	17
6.	Larry Garron	(1960-68)	763	2,981	3.9	85t	14
7.	Craig James	(1984-88)	585	2,469	4.2	73	11
8.	LEONARD RUSSELL	(1991-)	689	2,437	3.5	24	13
9.	Mosi Tatupu	(1978-90)	612	2,415	3.9	55	18
10.	Carl Garrett	(1969-72)	537	2,235	4.2	80t	15

TOP 10 PASSERS
 (Based On Passing Yardage)

	Name	Years	Att	Comp	Yds	Pct	TD	Int
1.	Steve Grogan	(1975-90)	3,593	1,879	26,886	52.2	182	208
2.	Babe Parilli	(1961-67)	2,413	1,140	16,747	47.2	132	138
3.	Tony Eason	(1983-89)	1,500	876	10,732	58.4	60	48
4.	Jim Plunkett	(1971-75)	1,503	729	9,932	48.5	62	87
5.	Hugh Millen	(1991-92)	612	370	4,276	60.5	17	28
6.	Mike Taliaferro	(1968-70)	680	305	3,920	44.9	27	44
7.	Butch Songin	(1960-61)	604	285	3,905	47.2	36	24
8.	Matt Cavanaugh	(1978-82)	385	206	3,018	53.5	19	23
9.	Marc Wilson	(1989-90)	415	214	2,631	51.6	9	16
10.	DREW BLEDSOE	(1993-)	429	214	2,494	49.9	15	15

TOP 10 RECEIVERS
 (Based On Number Of Receptions)

	Name	Years	No	Yds.	Avg	Lg	TD
1.	Stanley Morgan	(1977-89)	534	10,352	19.4	76t	67
2.	Irving Fryar	(1984-92)	363	5,726	15.8	80t	38
3.	Gino Cappelletti	(1960-70)	292	4,589	15.7	63t	42
4.	Jim Colclough	(1960-68)	283	5,001	17.7	78t	39
5.	Tony Collins	(1981-87)	261	2,356	9.0	49	12
6.	Sam Cunningham	(1973-79, 81-82)	210	1,905	9.1	41	6
	Marv Cook	(1989-93)	210	1,843	8.8	47	11
8.	Russ Francis	(1975-80, 87-88)	207	3,157	15.3	53	28
9.	Art Graham	(1963-68)	199	3,107	15.6	80t	20
10.	Cedric Jones	(1982-90)	191	2,703	14.2	65t	16

TOP 10 SCORERS
 (Based On Total Points)

			TD		TD TD				
	Name	Years	TD	Run	Pa.Rt	FG	PAT	TP	
1.	Gino Cappelletti	(1960-70)	42	0	42	0	176	342	1,130
2.	John Smith	(1974-83)	0	0	0	0	128	308	692
3.	Tony Franklin	(1984-87)	0	0	0	0	93	163	442
4.	Stanley Morgan	(1977-89)	68	0	67	1	0	0	408
5.	Sam Cunningham	(1973-79, 81-82)	49	43	6	0	0	0	294
6.	Jim Nance	(1965-71)	46	45	1	0	0	0	276
7.	Tony Collins	(1981-87)	44	32	12	0	0	0	264
8.	Larry Garron	(1960-68)	42	14	26	2	0	0	252
9.	Irving Fryar	(1984-92)	41	1	37	3	0	0	246
10.	Jim Colclough	(1960-68)	39	0	39	0	0	0	238

PATRIOTS TOP 10

TOP 10 INTERCEPTORS

(Based On Number Of Interceptions)

	Name	Years	No.	Yds.	Avg.	Lg	TD
1.	Raymond Clayborn	(1977-89)	36	555	15.4	85	1
2.	Ron Hall	(1961-67)	29	476	16.4	87	1
	Roland James	(1980-90)	29	383	13.2	46	0
	Fred Marion	(1982-91)	29	457	15.8	83	1
5.	Mike Haynes	(1976-82)	28	393	14.0	50	1
6.	Nick Buoniconti	(1962-68)	24	223	9.3	41	0
	Ronnie Lippett	(1984-91)	24	420	17.5	73	2
8.	Don Webb	(1961-70)	21	366	17.4	59	2
9.	MAURICE HURST	(1989-)	19	195	10.3	36	1
10.	Ron Bolton	(1972-75)	18	116	6.4	56	0

TOP 10 PUNT RETURNERS

(Based on Return Yardage)

	Name	Years	No.	FC	Yds.	Avg	LG	TD
1.	Irving Fryar	(1984-92)	206	70	2,055	10.0	85t	3
2.	Mike Haynes	(1976-81)	111	8	1,159	10.4	89t	2
3.	Stanley Morgan	(1977-89)	92	32	960	10.4	80t	1
4.	Mack Herron	(1973-75)	74	14	888	12.0	66	0
5.	Ricky Smith	(1982-83)	54	20	537	9.9	55	0
6.	Carl Garrett	(1969-72)	43	2	487	11.3	62	0
7.	Roland James	(1980-90)	42	8	400	9.5	75t	1
8.	Ron Burton	(1960-65)	56	0	389	6.9	62	0
9.	Bob Suci	(1963)	25	0	233	9.3	22	0
10.	Walter Stanley	(1992)	28	17	227	8.1	50	0

TOP 10 KICKOFF RETURNERS

(Based on Return Yardage)

	Name	Years	No.	Yds.	Avg	LG	TD
1.	Larry Garron	(1960-67)	89	2,299	25.8	95t	2
2.	Stephen Starring	(1983-87)	107	2,259	21.1	53	0
3.	Carl Garrett	(1969-72)	92	2,251	24.5	63	0
4.	Sammy Martin	(1988-90)	80	1,834	22.9	95t	1
5.	Mack Herron	(1973-75)	71	1,796	25.3	92t	1
6.	Raymond Clayborn	(1977-89)	57	1,538	27.0	101t	3
7.	Ricky Smith	(1982-84)	67	1,505	22.5	98t	1
8.	Jay Cunningham	(1965-67)	64	1,372	21.4	45	0
9.	Tony Collins	(1981-87)	66	1,335	20.2	46	0
10.	Jon Vaughn	(1991-92)	54	1,259	23.3	100t	2

TOP 10 PUNTERS

(Based on Number of Punts)

	Name	Years	No.	Yds	Avg	LG	BLK
1.	Rich Camarillo	(1981-87)	468	19,922	42.6	76	4
2.	Tom Yewcic	(1961-66)	377	14,553	38.6	70	9
3.	Tom Janik	(1969-71)	243	9,516	39.2	58	1
4.	Mike Patrick	(1975-78)	222	8,481	38.2	64	0
5.	Shawn McCarthy	(1991-92)	169	6,862	40.6	93	2
6.	Jeff Feagles	(1988-89)	154	5,874	38.1	74	1
7.	Terry Swanson	(1967-68)	127	5,081	40.0	62	2
8.	Bruce Barnes	(1973-74)	100	3,738	37.4	53	0
9.	Brian Hansen	(1990)	90	3,752	41.7	69	2
10.	Eddie Hare	(1979)	83	3,038	36.6	58	1

PATRIOTS LONGEST PLAYS

RUSHING

PLAYER	YARDS	OPPONENT	DATE
1. Larry Garron	85t	vs. Buffalo	Oct. 22, 1961
2. Carl Garrett	80t	vs. Miami	Nov. 9, 1969
3. Robert Weathers	77t	vs. Baltimore	Sept. 4, 1983
Ron Burton	77t	at Denver	Oct. 23, 1960
5. Sam Cunningham	75t	at Buffalo	Oct. 20, 1974

PASS PLAYS

PLAYER	YARDS	OPPONENT	DATE
1. Tony Eason to Craig James	90t	at Chicago	Sept. 15, 1985
2. Jim Plunkett to Randy Vataha	88t	at Baltimore	Dec. 19, 1971
3. Tom Sherman to Jim Whalen	87t	at NY Jets	Oct. 27, 1968
4. Babe Parilli to Art Graham	80t	at Houston	Nov. 29, 1964
Jim Plunkett to Carl Garrett	80t	vs. Buffalo	Nov. 14, 1971
Doug Flutie to Irving Fryar	80t	vs. Chicago	Oct. 30, 1988

KICKOFF RETURNS

PLAYER	YARDS	OPPONENT	DATE
1. Raymond Clayborn	101t	at Baltimore	Dec. 18, 1977
2. Raymond Clayborn	100t	at NY Jets	Oct. 2, 1977
Jon Vaughn	100t	at Cincinnati	Dec. 20, 1992
3. Allan Carter	99t	at Baltimore	Dec. 21, 1975
Jon Vaughn	99t	at Phoenix	Sept. 29, 1991
5. Ricky Smith	98t	vs. NY Jets	Sept. 19, 1982
Horace Ivory	98t	at Baltimore	Oct. 19, 1980

PUNT RETURNS

PLAYER	YARDS	OPPONENT	DATE
1. Mike Haynes	89t	vs. Buffalo	Nov. 7, 1976
2. Irving Fryar	85t	at Buffalo	Sept. 22, 1985
3. Stanley Morgan	80t	vs. Baltimore	Nov. 18, 1979
4. Irving Fryar	77t	vs. Indianapolis	Nov. 10, 1985
5. Roland James	75t	vs. NY Jets	Nov. 2, 1980

INTERCEPTION RETURNS

PLAYER	YARDS	OPPONENT	DATE
1. Rick Sanford	99t	at Chicago	Dec. 5, 1982
2. Bob Suci	98t	vs. Houston	Nov. 1, 1963
3. Ron Hall	87t	at Denver	Sept. 18, 1966
4. Raymond Clayborn	85t	at Cleveland	Oct. 7, 1984
5. Fred Marion	83t	at Seattle	Nov. 17, 1985
6. Chris Singleton	82t	at Indianapolis	Nov. 15, 1992

PUNTS

PLAYER	YARDS	OPPONENT	DATE
1. Shawn McCarthy	93	at Buffalo	Nov. 3, 1991
2. Luke Prestridge	89	vs. Miami	Oct. 21, 1984
3. Bob Scarpito	87	at Denver	Sept. 29, 1968
4. Luke Prestridge	82	vs. NY Jets	Oct. 28, 1984
5. Rich Camarillo	76	vs. NY Jets	Sept. 19, 1982
6. Rich Camarillo	75	at Chicago	Sept. 15, 1985
Rich Camarillo	75	at Oakland	Nov. 1, 1981

FIELD GOALS

PLAYER	YARDS	OPPONENT	DATE
1. Gino Cappelletti	53	at NY Jets	Nov. 28, 1965
Jason Staurowsky	53	vs. Seattle	Oct. 7, 1990
2. Gino Cappelletti	51	vs. Denver	Nov. 20, 1964
Charlie Gogolak	51	at Miami	Oct. 17, 1971
4. John Smith	50	vs. Kansas City	Oct. 4, 1981
Tony Franklin	50	at Tampa Bay	Oct. 27, 1985
Tony Franklin	50	vs. Detroit	Dec. 8, 1985
Tony Franklin	50	vs. LA Raiders	Nov. 1, 1987
Teddy Garcia	50	at Minnesota	Sept. 11, 1988

OPPONENTS LONGEST PLAYS

RUSHING

PLAYER	YARDS	OPPONENT	DATE
1. Jack Larschied	87t	at Oakland	Oct. 16, 1960
2. Thurman Thomas	80t	at Buffalo	Nov. 18, 1990
O.J. Simpson	80t	vs Buffalo	Sept. 16, 1973
4. Tony Dorsett	75t	vs Dallas	Sept. 21, 1981
5. Wayne Patrick	72	at Buffalo	Oct. 11, 1969

PASS PLAYS

PLAYER	YARDS	OPPONENT	DATE
1. George Shaw to Jerry Tarr	97t	vs Denver	Sept. 21, 1962
2. Len Dawson to Frank Pitts	90t	at Kansas City	Nov. 17, 1968
3. Ken O'Brien to Wesley Walker	88t	at NY Jets	Nov. 24, 1985
4. Clyde Grosscup to Don Maynard	86t	NY Titans	Oct. 6, 1962
5. John Hadl to Lance Alworth	85t	vs San Diego	Oct. 17, 1965
6. Scott Hunter to Leonard Thompson	82	vs. Detroit	Oct. 7, 1979

KICKOFF RETURNS

PLAYER	YARDS	OPPONENT	DATE
1. Charlie Warner	102t	vs Buffalo	Nov. 7, 1965
2. Mercury Morris	96t	at Miami	Dec. 6, 1970
3. Mercury Morris	94t	vs Miami	Dec. 5, 1971
4. Ode Burrell	93t	at Houston	Nov. 29, 1964
Elbert Dubenion	93t	at Buffalo	Nov. 3, 1962
6. Joe Washington	90t	vs Baltimore	Sept. 18, 1978
Wallace Francis	90t	at Buffalo	Dec. 9, 1973
Al Frazier	90t	at Denver	Dec. 3, 1961

PUNT RETURNS

PLAYER	YARDS	OPPONENT	DATE
1. Goldie Sellers	76t	at Kansas City	Nov. 17, 1968
Eugene Mingo	76t	vs Denver	Sept. 9, 1960
3. Mike Nelms	75t	at Washington	Oct. 25, 1981
Nesby Glasglow	75t	vs Baltimore	Nov. 18, 1979
5. Terry Metcalf	69t	at St. Louis	Nov. 2, 1975

INTERCEPTION RETURNS

PLAYER	YARDS	OPPONENT	DATE
1. Dick Anderson	94t	vs Miami	Nov. 24, 1968
2. Leroy Irvin	80	vs LA Rams	Nov. 16, 1980
3. Levi Johnson	76	at Detroit	Oct. 10, 1976
4. Dave Washington	72t	vs Buffalo	Nov. 3, 1974
5. LeRoy Moore	70	vs Denver	Nov. 20, 1964

PUNTS

PLAYER	YARDS	OPPONENT	DATE
1. Bob Parsons	81	at Chicago	Dec. 5, 1982
2. Joe Prokop	76	vs NY Jets	Nov. 5, 1989
3. James Fraser	75	at Denver	Nov. 11, 1962
4. Reggie Roby	73	vs Miami	Oct. 5, 1986
5. Mark Horan	71	vs Denver	Oct. 27, 1991
6. Lee Johnson	70	at Cincinnati	Sept. 23, 1990
Bryan Wagner	70	vs Chicago	Oct. 30, 1988

FIELD GOALS

PLAYER	YARDS	OPPONENT	DATE
1. Norm Johnson	54	at Atlanta	Nov. 29, 1992
Dean Biasucci	54	vs Indianapolis	Nov. 11, 1990
3. Pat Leahy	53	vs. NY Jets	Oct. 20, 1985
Uwe Von Schamann	53	vs Miami	Oct. 21, 1979
5. Pat Leahy	52	vs. NY Jets	Oct. 20, 1985
Raul Allegre	52	vs Baltimore	Sept. 4, 1983
Raul Allegre	52	at Baltimore	Oct. 9, 1983
Uwe Von Schamann	52	vs Miami	Nov. 13, 1982
Chris Bahr	52	at Cincinnati	Oct. 15, 1978
10. Tony Franklin	51	vs Miami	Nov. 6, 1988
Chris Bahr	51	at Oakland	Nov. 1, 1981
12. Al Del Greco	50	at Phoenix	Nov. 25, 1990
Paul McFadden	50	at Philadelphia	Dec. 9, 1984
Rich Szaro	50	vs New Orleans	Dec. 5, 1976
Jim O'Brien	50	vs Baltimore	Oct. 3, 1971

CONSECUTIVE INDIVIDUAL RECORDS

SEASONS PLAYED

- 16 Steve Grogan (1975-90)
- 14 Steve Nelson (1974-86)

GAMES PLAYED

- 161 Raymond Clayborn (9-18-77 to 11-22-87)
- 152 Gino Cappelletti (9-9-60 to 12-6-70)

GAMES STARTED

- 147 Raymond Clayborn (9-3-78 to 11-22-87)
- 110 Ray Hamilton (9-16-73 to 10-26-80)

GAMES SCORING

- 101 John Smith (9-28-75 to 10-2-83)

GAMES SCORING TD

- 5 Horace Ivory (10-22-78 to 11-19-78)
- Jimmy Colclough (11-11-62 to 12-9-62)

GAMES RUSHING TD

- 5 Horace Ivory (10-22-78 to 11-19-78)
- 4 Jim Nance (11-27-66 to 12-18-66)
- Tony Collins (9-21-81 to 10-11-81)

GAMES RECEIVING TD

- 5 Jimmy Colclough (11-11-62 to 12-9-62)
- 4 Stanley Morgan (9-21-86 to 10-12-86)
- Stanley Morgan (9-7-80 to 9-29-80)
- Art Graham (12-11-66 to 9-17-67)

GAMES PASSING TD

- 14 Babe Parilli (12-3-61 to 9-8-63)
- 10 Babe Parilli (12-11-66 to 10-29-67)
- Mike Taliaferro (9-28-69 to 11-30-69)
- Tony Eason (11-24-85 to 10-5-86)

GAMES NONE INTERCEPTED

- 6 Tony Eason (9-7-86 to 10-26-86)

GAMES RECEPTIONS MADE

- 42 Jim Colclough (9-9-60 to 9-8-63)
- 28 Stanley Morgan (12-1-85 to 11-29-87)

GAMES INTERCEPTIONS MADE

- 4 Mike Haynes (11-7-76 to 11-28-76)

FGs MADE

- 14 Tony Franklin (10-26-86 to 11-23-86)
- 9 Tony Franklin (12-16-84 to 10-6-85), (10-7-84 to 11-4-84)

PATs MADE

- 105 Gino Cappelletti (12-8-63 to 12-18-66)
- 79 John Smith (11-18-79 to 10-4-81)

GAMES FG MADE

- 17 Tony Franklin (11-24-85 to 11-23-86)
- 12 Tony Franklin (10-7-84 to 9-8-85)

PASSING ATTEMPTS NONE INTERCEPTED

- 178 Tony Eason (12-22-85 to 10-26-86)
- 141 Tony Eason (12-18-83 to 10-14-84)

PRO BOWL APPEARANCES

- 8 John Hannah (1979 to 1985)

RECEPTIONS MADE FOR TDs

- 3 Derrick Ramsey (11-18-84)
- Harold Jackson (9-9-79)

CONSECUTIVE TEAM RECORDS**MOST VICTORIES**

- 7 Oct. 19, 1986 to Nov. 30, 1986
- Nov. 7, 1976 to Sept. 18, 1977
- Sept. 24, 1978 to Nov. 5, 1978

MOST SHUTOUT VICTORIES

- 2 vs. Miami, Dec. 12, 1982 and at Seattle Dec. 19, 1982

MOST VICTORIES AT HOME

- 10 Sept. 19, 1976 to Oct. 30, 1977

MOST VICTORIES ON ROAD

- 6 Oct. 19, 1986 to Dec. 22, 1986
- Sept. 10, 1978 to Nov. 19, 1978

MOST LOSSES

- 14 Sept. 23, 1990 to Sept. 1, 1991
- 10 Dec. 22, 1991 to Nov. 8, 1992
- 9 Oct. 25, 1981 to Dec. 20, 1981
- Oct. 8, 1972 to Dec. 3, 1972
- Sept. 27, 1970 to Nov. 22, 1970

MOST LOSSES AT HOME

- 10 Dec. 3, 1989 to Sept. 22, 1991
- 6 Nov. 3, 1974 to Sept. 28, 1975
- Oct. 15, 1972 to Sept. 23, 1973
- Sept. 27, 1970 to Dec. 13, 1970

MOST LOSSES ON ROAD

- 8 Sept. 13, 1981 to Dec. 20, 1981
- Dec. 6, 1970 to Dec. 12, 1971
- Oct. 6, 1968 to Oct. 26, 1969

MOST GAMES SCORING

- 125 Dec. 28, 1975 to Nov. 13, 1983

MOST QUARTERS PATRIOTS SCORELESS

- 10 Nov.. 22, 1992 (vs. NYJ, 2nd half) to Dec. 6, 1992
(vs. Indianapolis)

MOST SHUTOUT QUARTERS ALLOWED

- 8 Dec. 12, 1982 (vs. Miami) to Dec. 19, 1982 (at Seattle)

MOST QUARTERS NOT ALLOWING A TD

- 10 Dec. 5, 1982 (at Chicago, 2nd half) thru Dec. 19, 1982
(at Seattle) (Shutout victories vs. Miami 12-12-82 and at
Seattle 12-19-82)

SERIES GAME PATRIOTS' VICTORIES

- 11 Buffalo Bills, Jan. 2, 1983 to Dec. 20, 1987

SERIES GAME PATRIOTS' LOSSES

- 9 New York Jets, Dec. 18, 1966 to Nov. 22, 1970

CONSECUTIVE PRO BOWL APPEARANCES

Last season was the first time in 17 years that the Patriots did not send a representative to the annual Pro Bowl game. The 17-year streak began in 1976 when four Patriots were selected – Russ Francis, Leon Gray, John Hannah and Mike Haynes – and continued through 1992 when Marv Cook made his second consecutive appearance. John Hannah holds the Patriots record with eight consecutive Pro Bowl appearances, beginning in 1978. Jon Morris, who played center for the Boston Patriots during their AFL origins, had held the record with seven AFL All-Star Game appearances from 1964 through 1970.

PATRIOTS INDIVIDUAL RECORDS

The following records relate to service with the Patriots and reflect only regular season activity; postseason playoff competition is excluded. Number of games per season: 1960-1977 (14); 1978-81 (16); 1982 (9); 1983-86 (16); 1987 (15), and 1988-93 (16).

SERVICE

MOST

Seasons—	16	Steve Grogan, 1975-90
	15	Julius Adams, 1971-77, 79-85, 87
	14	Steve Nelson, 1974-87
	13	Raymond Clayborn, 1977-89
		John Hannah, 1973-85
		Stanley Morgan, 1977-89
		Mosi Tatupu, 1978-90
Games—	206	Julius Adams, 1971-87
	194	Mosi Tatupu, 1978-90
	191	Raymond Clayborn, 1977-89
	183	John Hannah, 1973-85
	179	Stanley Morgan, 1977-89

SCORING

MOST POINTS

Career—	1,130	Gino Cappelletti, 1960-70
	671	John Smith, 1974-82
	442	Tony Franklin, 1984-87
	408	Stanley Morgan, 1977-89
	294	Sam Cunningham, 1973-79, 81-82
Season—	155	Gino Cappelletti, 1964 (7-td, 36-xp*, 25-fg)
		* includes one two-point conversion
	147	Gino Cappelletti, 1961 (8-td, 48-xp, 17-fg)
	140	Tony Franklin, 1986 (44-xp, 32 fg)
	132	Gino Cappelletti, 1965 (27-xp, 17-fg, 9-td)
	129	John Smith, 1980 (51-xp, 26-fg)
Game—	28	Gino Cappelletti vs. Houston, Dec. 18, 1965
		(2-td, 4-xp, 4-fg)
	24	Gino Cappelletti vs. Buffalo, Nov. 15, 1964
		(3-td, 6-xp*)
		* includes one two-point conversion
Most Seasons Leading League—	5	Gino Cappelletti, 1961, 63-66
	2	John Smith, 1979, 1980

Most points, season, NFL history:

1. 176 Paul Hornung, Green Bay Packers, 1960 (15 td, 41 xp, 15 fg)
2. 161 Mark Moseley, Washington Redskins, 1983 (62 xp, 33 fg)
3. **155 Gino Cappelletti, Boston Patriots, 1964, (7 td, 38 xp*, 25 fg)**
4. 149 Chip Lohmiller, Washington Redskins, 1991, (56 xp, 31 fg)
5. **147 Gino Cappelletti, Boston Patriots, 1961, (8 td, 48 xp, 17, fg)**

*includes one two point conversion

TOUCHDOWNS

MOST

Career—	68	Stanley Morgan, 1977-89 (67-p, 1-rt)
	49	Sam Cunningham, 1973-79, 1981-82 (43-r, 6-p)
	46	Jim Nance, 1965-71 (45-r, 1-p)
	42	Gino Cappelletti, 1960-70 (42-p)
		Larry Garron, 1960-68 (15-r, 26-p, 1-rt)
Season—	13	Stanley Morgan, 1979 (12-p, 1-rt)
		Steve Grogan, 1976 (12-r, 1-f)
	12	Mack Herron, 1974 (7-r, 5-p)
	11	Horace Ivory, 1978 (11-r)
		Sam Cunningham, 1974 (9-r, 2-p)
		Jim Nance, 1966 (11-r)
		Billy Lott, 1961 (5-r, 6-p)
	10	Stanley Morgan, 1986 (10-p)
		Irving Fryar, 1985 (1-r, 7-p, 2-rt)
		Tony Collins, 1983 (10-r)
		Andy Johnson, 1976 (6-r, 4-p)
		Jim Colclough, 1962 (10-p)
Game—	3	Accomplished 14 times; Most recent: Stanley Morgan

PAT KICKS

MOST ATTEMPTS

Career—	353	Gino Cappelletti, 1960-70
	323	John Smith, 1974-83
	166	Tony Franklin, 1984-87
	59	Jason Staurovsky, 1988-91
Season—	42	Charlie Gogolak, 1970-72
	51	John Smith, 1980
	50	Gino Cappelletti, 1961
	49	John Smith, 1979
	46	John Smith, 1976
	45	Tony Franklin, 1986
Game—	8	David Posey vs. NY Jets, Oct. 29, 1978
		John Smith vs. NY Jets, Sept. 9, 1979
	7	Gino Cappelletti vs. Buffalo, Oct. 22, 1961
		John Smith vs. Oakland, Oct. 3, 1976

MOST MADE

Career—	342	Gino Cappelletti, 1960-70
	308	John Smith, 1974-83
	163	Tony Franklin, 1984-87
	59	Jason Staurovsky, 1988-91
Season—	42	Charlie Gogolak, 1970-72
	51	John Smith, 1980
	48	Gino Cappelletti, 1961
	46	John Smith, 1979
	44	Tony Franklin, 1986
	42	Tony Franklin, 1984
		John Smith, 1974 and 1976
Game—	8	John Smith vs. NY Jets, Sept. 9, 1979
	7	David Posey vs. NY Jets, Oct. 29, 1978
		Gino Cappelletti vs. Buffalo, Oct. 22, 1961

FIELD GOALS

MOST ATTEMPTS

Career—	333	Gino Cappelletti, 1960-70
	191	John Smith, 1974-83
	125	Tony Franklin, 1984-87
	69	Jason Staurovsky, 1988-91
Season—	36	Charlie Gogolak, 1970-72
	41	Tony Franklin, 1986
	38	Gino Cappelletti, 1963
	37	Gino Cappelletti, 1962
		Gino Cappelletti, 1964
	34	John Smith, 1980
		Gino Cappelletti, 1969
Game—	7	Gino Cappelletti vs. Cincinnati, Nov. 16, 1969
		Gino Cappelletti vs. Buffalo, Sept. 24, 1967
		Gino Cappelletti vs. San Diego, Sept. 20, 1964
	6	Gino Cappelletti vs. N.Y. Jets, Sept. 27, 1964
		Gino Cappelletti vs. Houston, Dec. 18, 1965
Most Seasons Leading League—	3	Gino Cappelletti, 1961, 63-64

MOST MADE

Career—	176	Gino Cappelletti, 1960-70
	128	John Smith, 1974-83
	93	Tony Franklin, 1984-87
	50	Jason Staurovsky, 1988-91
Season—	20	Charlie Gogolak, 1970-72
	32	Tony Franklin, 1986
	26	John Smith, 1980
	25	Gino Cappelletti, 1964
	24	Tony Franklin, 1985
	23	John Smith, 1979
Game—	6	Gino Cappelletti vs. Denver, Oct. 4, 1964
	4	Accomplished 11 times, Most recent: Tony Franklin vs. LA Raiders, Nov. 1, 1987
Game (No Misses)—	6	Gino Cappelletti vs. Denver, Oct. 4, 1964
Longest Made—	53	Gino Cappelletti vs. NY Jets, Nov. 28, 1965
		Jason Staurovsky vs. Seattle, Oct. 7, 1990
	51	Charlie Gogolak vs. Miami, Oct. 17, 1971
		Gino Cappelletti vs. Denver, Nov. 20, 1964



Jim Nance is the only player in Patriots history to earn league MVP honors. He did so in 1966, when he led the AFL in rushing with 1,458 yards, a Patriots single-season record.

Season—	1,458 Jim Nance, 1966
	1,227 Craig James, 1985
	1,216 Jim Nance, 1967
	1,168 John Stephens, 1988
	1,088 Leonard Russell, 1993
	1,049 Tony Collins, 1983
	1,015 Sam Cunningham, 1977
Game—	212 Tony Collins vs. NY Jets, Sept. 18, 1983 (23 att.)
	208 Jim Nance vs. Oakland, Oct. 30, 1966 (38 att.)
	185 Jim Nance vs. Buffalo, Sept. 24, 1967 (34 att.)
	177 Don Calhoun vs. New Orleans, Dec. 5, 1976 (22 att.)
	Don Calhoun vs. Denver, Nov. 28, 1976 (25 att.)
	164 Jim Nance at Miami, Dec. 17, 1967 (24 att.)

Seasons Leading League—	2 Jim Nance, 1966-67
-------------------------	----------------------

LONGEST RUN FROM SCRIMMAGE—

85	Larry Garron vs. Buffalo, Oct. 22, 1961 (TD)
80	Carl Garrett vs. Miami, Nov. 9, 1969 (TD)
77	Robert Weathers vs. Baltimore, Sept. 4, 1983 (TD)
	Ron Burton at Denver, Oct. 23, 1960
75	Sam Cunningham, Oct. 20, 1974 (TD)
74	Don Calhoun at St. Louis, Sept. 10, 1978

HIGHEST AVG. GAIN

Career (450 Attempts)—	4.22 Craig James, 1984-88 (585-2,469)
	4.16 Carl Garrett, 1969-72 (537-2,235)
	4.13 Don Calhoun, 1974-81 (820-3,391)
	4.00 Jim Nance, 1965-71 (1,323-5,323)
	3.95 Mose Tatupu, 1978-90 (612-2,415)
	3.94 Sam Cunningham, 1973-79, 81-82 (1,385-5,453)

Season (100 Attempts)—	5.59 Don Calhoun, 1976 (129-721)
	5.45 Mose Tatupu, 1983 (106-578)
	5.04 Carl Garrett, 1969 (137-691)
	4.94 Craig James, 1984 (160-790)
	4.91 Horace Ivory, 1978 (141-693)
Game (10 Attempts)—	11.60 Larry Garron vs. Buffalo, Oct. 22, 1961 (10-116)
	11.36 Sam Cunningham at Buffalo, Oct. 20, 1974 (11-125)
	10.77 Larry Garron vs. Oakland, Oct. 26, 1962 (13-140)

MOST TOUCHDOWNS

Career—	45 Jim Nance, 1965-71
	43 Sam Cunningham, 1973-79, 1981
	35 Steve Grogan, 1975-90
	32 Tony Collins, 1981-87
	23 Don Calhoun, 1975-81
Season—	12 Steve Grogan, 1976
	11 Horace Ivory, 1978
	Jim Nance, 1966
	10 Tony Collins, 1983
	9 Don Calhoun, 1980
	8 Sam Cunningham, 1978
Game—	3 Mose Tatupu at LA Rams, Dec. 11, 1983
	Tony Collins vs. NY Jets, Sept. 18, 1983
	Sam Cunningham at Buffalo, Oct. 20, 1974
Seasons Leading League—	1 Jim Nance, 1966

MISCELLANEOUS SCORING

MISSED FG RETURN FOR TD

91 Ron Burton vs. Denver, Nov. 11, 1962

BLOCKED FG RETURN FOR TD

71 Raymond Clayborn at Houston, Oct. 18, 1987

65 Mike Haynes at NY Jets, Oct. 5, 1980

45 Larry Carwell vs. Cincinnati, Sept. 17, 1971

BLOCKED PUNT FOR TD

31 Rod McSwain at LA Rams, Nov. 16, 1986

20 Don Webb vs. San Diego, Dec. 17, 1961

17 Mosi Tatupu at New Orleans, Nov. 30, 1986

8 Rick Sanford vs. Baltimore, Nov. 18, 1979

3 Willie Scott vs. Indianapolis, Nov. 22, 1987

0 Leroy Moore vs. Oakland, Nov. 17, 1961

SAFETY

Game— 1 Accomplished 20 times, Most recent: Don Blackmon at Tampa Bay, 10-27-85

Season— 2 Don Blackmon at Tampa Bay, 10-27-85 and vs. Green Bay, 9-8-85

(NOTE: See fumble section for scoring on fumbles)

RUSHING

MOST ATTEMPTS

Career— 1,385 Sam Cunningham, 1973-79, 1981-82

1,323 Jim Nance, 1965-71

1,191 Tony Collins, 1981-87

891 John Stephens, 1988-92

820 Don Calhoun, 1975-81

763 Larry Garron, 1960-68

Season— 300 Leonard Russell, 1993

299 Jim Nance, 1966

297 John Stephens, 1988

270 Sam Cunningham, 1977

266 Leonard Russell, 1991

Game— 38 Jim Nance vs. Oakland, Oct. 30, 1966 (208 yards)

35 Michael LeBlanc vs. Buffalo, Oct. 11, 1987 (146 yards)

John Stephens vs. Chicago, Oct. 30, 1988 (124 yards)

34 Jim Nance vs. Buffalo, Sept. 24, 1967 (185 yards)

32 Tony Collins at Seattle, Dec. 19, 1982 (103 yards)

Tony Collins vs. Houston, Nov. 28, 1982 (101 yards)

Seasons Leading League—

3 Jim Nance, 1966-67, 69

MOST YARDAGE

Career— 5,453 Sam Cunningham, 1973-79, 1981-82

5,323 Jim Nance, 1965-71

4,647 Tony Collins, 1981-87

3,391 Don Calhoun, 1975-81

3,249 John Stephens, 1988-92



"The record isn't totally mine," stated Sam Cunningham after he claimed the Patriots rushing title. "It belongs to a lot of linemen."

PASSING

MOST ATTEMPTS

Career—	3,593 Steve Grogan, 1975-90
	2,413 Vito (Babe) Parilli, 1961-67
	1,503 Jim Plunkett, 1971-75
	1,500 Tony Eason, 1983-89
	680 Mike Taliaterro, 1968-70
Season—	473 Vito (Babe) Parilli, 1964
	448 Tony Eason, 1986
	431 Tony Eason, 1984
	429 Drew Bledsoe, 1993
	426 Babe Parilli, 1965
Game—	59 Steve Grogan vs. New Orleans, Nov. 12, 1989
	56 Marc Wilson at Pittsburgh, Dec. 17, 1989
	53 Tom Ramsey vs. Philadelphia, Nov. 29, 1987
	52 Tony Eason at L.A. Rams, Nov. 16, 1986
	50 Babe Parilli vs. N.Y. Jets, Nov. 14, 1965

MOST COMPLETIONS

Career—	1,879 Steve Grogan, 1975-90
	1,140 Vito (Babe) Parilli, 1961-67
	876 Tony Eason, 1983-89
	729 Jim Plunkett, 1971-75
	370 Hugh Millen, 1991-92
Season—	276 Tony Eason, 1986
	259 Tony Eason, 1984
	246 Hugh Millen, 1991
	228 Vito (Babe) Parilli, 1964
	214 Drew Bledsoe, 1993
	206 Steve Grogan, 1979
Game—	36 Tony Eason at LA Rams, Nov. 16, 1986
	34 Tom Ramsey vs. Philadelphia, Nov. 29, 1987
	30 Hugh Millen vs. N.Y. Jets, Nov. 17, 1991
	29 Tony Eason at Indianapolis, Nov. 18, 1984
	28 Drew Bledsoe vs. Detroit, Sept. 12, 1993
	28 Tony Eason at N.Y. Jets, Sept. 30, 1984

PASSING EFFICIENCY (Pct)

Career (500 Attempts)—	.604 Hugh Millen, 1991-92 (612-370)
	.584 Tony Eason, 1983-89 (1500-876)
	.523 Steve Grogan, 1975-90 (3593-1879)
	.485 Jim Plunkett, 1971-75 (1503-729)
	.472 Babe Parilli, 1961-67 (2413-1140)
	Butch Songin, 1960-61 (604-285)
Season—	.616 Tony Eason, 1986 (448-276)
(100 Attempts)	.611 Hugh Millen, 1992 (203-124)
	.608 Steve Grogan, 1986 (102-62)
	.601 Tony Eason, 1984 (431-259)
	.601 Hugh Millen, 1991 (409-246)
Game (20 Attempts)—	.800 Vito (Babe) Parilli vs. Miami, Oct. 15, 1967 (20-16)
	.769 Hugh Millen at Miami, Nov. 10, 1991 (26-20)
	.750 Tony Eason vs. Green Bay, Sept. 8, 1985 (28-21)
	.727 Tony Eason vs. Buffalo, Nov. 23, 1986 (33-24)
	.714 Tony Eason at Cleveland, Oct. 6, 1985 (28-20)
Most Seasons Leading League—	1 Vito (Babe) Parilli, 1961

MOST YARDAGE

Career—	26,886 Steve Grogan, 1975-90
	16,747 Vito (Babe) Parilli, 1961-67
	10,732 Tony Eason, 1983-89
	9,932 Jim Plunkett, 1971-75
	4,276 Hugh Millen, 1991-92
Season—	3,465 Vito (Babe) Parilli, 1964
	3,328 Tony Eason, 1986
	3,286 Steve Grogan, 1979
	3,228 Tony Eason, 1984
	3,073 Hugh Millen, 1991
Game—	414 Tony Eason vs. Seattle, Sept. 21, 1986
	402 Tom Ramsey vs. Philadelphia, Nov. 29, 1987
	401 Steve Grogan vs. NY Jets, Oct. 12, 1986
	400 Babe Parilli vs. Oakland, Oct. 16, 1964
	379 Babe Parilli at N.Y. Jets, Dec. 18, 1966
Seasons Leading League—	1 Vito (Babe) Parilli, 1964

Longest Completion—

- 90t Tony Eason at Chicago, Sept. 15, 1985 (to Craig James)
 88t Jim Plunkett vs. Baltimore, Dec. 19, 1971 (to Randy Vataha)
 87t Tom Sherman vs. NY Jets, Oct. 27, 1968 (to Jim Whalen)

MOST TOUCHDOWNS

Career—

- 182 Steve Grogan, 1975-90
 132 Vito (Babe) Parilli, 1961-67
 62 Jim Plunkett, 1971-75
 60 Tony Eason, 1983-89
 36 Butch Songin, 1960-61

Season—

- 31 Vito (Babe) Parilli, 1964
 28 Steve Grogan, 1979
 23 Tony Eason, 1984
 22 Ed (Butch) Songin, 1960
 20 Babe Parilli, 1966

Game—

- 5 Steve Grogan vs. NY Jets, Sept. 9, 1979
 Vito (Babe) Parilli at Buffalo, Nov. 15, 1964
 Vito (Babe) Parilli vs. Miami, Oct. 15, 1967
 4 Drew Bledsoe vs. Miami, Jan. 2, 1994
 Doug Flutie vs. Chicago, Oct. 30, 1988
 Steve Grogan vs. NY Jets, Dec. 13, 1987
 Tony Eason at Indianapolis, Nov. 18, 1984
 Steve Grogan vs. NY Jets, Oct. 29, 1978
 Jim Plunkett vs. Buffalo, Nov. 14, 1971
 Vito (Babe) Parilli vs. Oakland, Oct. 16, 1964
 Ed (Butch) Songin vs. Denver, Sept. 16, 1961

Seasons Leading League—

- 1 Steve Grogan, 1979 (tied Brian Sipe of Cleveland with 28)
 1 Babe Parilli, 1964

HAD INTERCEPTED**(Fewest)**

Career (500 Attempts)—

- 24 Butch Songin, 1960-61
 44 Mike Taliaferro, 1968-70
 48 Tony Eason, 1983-89

Season—

(100 Attempts)

- 2 Steve Grogan, 1986 (102 att.)
 4 Scott Zolak, 1992 (100 att.)
 Steve Grogan, 1982 (122 att.)
 5 Steve Grogan, 1985 (156 att.)
 5 Tom Hodson, 1990 (156 att.)

Game—

(25 attempts)

- 0 Accomplished many times. Most recent: Scott Zolak vs. Indianapolis, Dec. 6, 1992

(Most)

Career (500 attempts)—

- 208 Steve Grogan, 1975-90
 138 Babe Parilli, 1961-67
 87 Jim Plunkett, 1971-75

Season—

- 27 Babe Parilli, 1964
 26 Babe Parilli, 1965
 25 Jim Plunkett, 1972
 24 Babe Parilli, 1967
 Babe Parilli, 1963

Game—

- 23 Steve Grogan, 1978
 6 Steve Grogan vs. San Francisco, Nov. 30, 1980
 Babe Parilli vs. Denver, Sept. 3, 1967
 5 Drew Bledsoe at Pittsburgh, Dec. 5, 1993
 Steve Grogan at Detroit, Oct. 10, 1976
 Steve Grogan at Baltimore, Dec. 21, 1975
 Mike Taliaferro vs. NY Jets, Oct. 27, 1968
 Babe Parilli vs. Buffalo, Sept. 11, 1965
 Babe Parilli vs. NY Jets, Oct. 31, 1964

Lowest Percentage Season—

- 1.9 Tony Eason, 1984 (8-431)
 2.0 Steve Grogan, 1986 (2-102)
 2.2 Tony Eason, 1986 (10-448)
 3.2 Steve Grogan, 1985 (5-156)
 Tom Hodson, 1990 (5-156)
 Babe Parilli, 1962 (8-253)

Seasons Leading League—

Fewest—

- 2 Vito (Babe) Parilli, 1961 (tied), 1962
 1 Tony Eason, 1984
 Ed (Butch) Songin, 1961 (tied)

Most—

- 1 Vito (Babe) Parilli, 1964 (tied)

RECEIVING

MOST RECEPTIONS

Career—	534 Stanley Morgan, 1977-89
	363 Irving Fryar, 1984-92
	292 Gino Cappelletti, 1960-70
	283 Jim Colclough, 1960-68
	261 Tony Collins, 1981-87
Season—	84 Stanley Morgan, 1986
	82 Marv Cook, 1991
	77 Tony Collins, 1986
	68 Irving Fryar, 1991
	66 Derrick Ramsey, 1984
Game—	11 Tony Collins vs. Philadelphia, Nov. 29, 1987 (100 yards)
	Art Graham vs. Kansas City, Nov. 20, 1966 (134 yards)
	10 Tony Romeo vs. Kansas City, Nov. 17, 1963 (149 yards)
	Tony Collins at LA Rams, Nov. 16, 1986 (66 yards)
	Marv Cook vs. Houston, Sept. 22, 1991 (99 yards)

YARDAGE

Career—	10,352 Stanley Morgan, 1977-89
	5,726 Irving Fryar, 1984-92
	5,001 Jim Colclough, 1960-68
	4,589 Gino Cappelletti, 1960-70
	3,157 Russ Francis, 1973-80, 87-88
Season—	1,491 Stanley Morgan, 1986
	1,029 Stanley Morgan, 1981
	1,014 Irving Fryar, 1991
	1,013 Harold Jackson, 1979
	1,002 Stanley Morgan, 1979
Game—	182 Stanley Morgan vs. Miami, Nov. 8, 1981 (5)
	170 Stanley Morgan vs. Baltimore, Nov. 26, 1978 (5)
	167 Art Graham vs. Houston, Nov. 6, 1964 (8)
	165 Irving Fryar at N.Y. Jets, Oct. 4, 1992 (8)
	162 Stanley Morgan vs. N.Y. Jets, Oct. 12, 1986
Longest Reception—	90t Craig James at Chicago, Sept. 15, 1985 (from Tony Eason)
	88t Randy Vataha vs. Baltimore, Dec. 19, 1971 (from Jim Plunkett)
	87t Jim Whalen vs. NY Jets, Oct. 27, 1968 (from Tom Sherman)
	80t Irving Fryar vs. Chicago, Oct. 30, 1988 (from Doug Flutie)
	Carl Garrett vs. Buffalo, Nov. 14, 1971 (from Jim Plunkett)
	Art Graham at Houston, Nov. 29, 1964 (from Babe Parilli)

AVERAGE GAIN

Career (150 Min.)—	20.3 Harold Jackson, 1978-81 (156-3,162)
	19.3 Stanley Morgan, 1977-89 (534-10,352)
	17.7 Jim Colclough, 1960-68 (283-5,001)
	15.8 Irving Fryar, 1984-92 (363-5,726)
	15.7 Gino Cappelletti, 1960-70 (292-4,589)
Season (35 Min.)—	23.4 Stanley Morgan, 1981 (44-1,029)
	22.8 Stanley Morgan, 1979 (44-1,002)
	22.5 Harold Jackson, 1979 (45-1,013)
	22.0 Stanley Morgan, 1980 (45-991)
	21.7 Jim Colclough, 1962 (40-868)
Game (4 Min.)—	36.4 Stanley Morgan vs. Miami, Nov. 8, 1981 (5-182)
	35.5 Stanley Morgan vs. San Francisco, Nov. 30, 1980 (4-142)
	Jim Colclough vs. NY Jets, Oct. 6, 1962 (4-142)
	35.0 Aaron Marsh vs. N.Y. Jets, Sept. 22, 1968 (4-140)
	34.0 Stanley Morgan at Baltimore, Nov. 26, 1978 (5-170)

TOUCHDOWNS

Career—	67 Stanley Morgan, 1977-89
	42 Gino Cappelletti, 1960-68
	39 Jim Colclough, 1960-68
	37 Irving Fryar, 1984-92
	28 Russ Francis, 1975-80, 87-88
Season—	12 Stanley Morgan, 1979
	10 Stanley Morgan, 1986
	Jim Colclough, 1960-62
	9 Randy Vataha, 1971
	Gino Cappelletti, 1965
Game—	Jim Colclough, 1960-62
	3 Stanley Morgan vs. Seattle, Sept. 21, 1986
	Derrick Ramsey at Indianapolis, Nov. 18, 1984
	Harold Jackson vs. N.Y. Jets, Sept. 9, 1979
	Jim Whalen vs. Miami, Oct. 15, 1967
	Gino Cappelletti at Buffalo, Nov. 15, 1964
	Billy Lott vs. Buffalo, Oct. 22, 1961

INTERCEPTIONS

MOST

Career—	36 Raymond Clayborn, 1977-89
	29 Ron Hall, 1961-67
	29 Roland James, 1980-90
	29 Fred Marion, 1982-91
	28 Mike Haynes, 1976-82
Season—	11 Ron Hall, 1964
	8 Ronnie Lippett, 1986
	Mike Haynes, 1976
	Bob Suci, 1963
	7 Accomplished 4 times. Most recent: Fred Marion, 1985
Game—	3 Accomplished 6 times. Most recent: Roland James at Buffalo, Oct. 23, 1983

RETURN YARDAGE

Career—	555 Raymond Clayborn, 1977-89
	476 Ron Hall, 1961-67
	457 Fred Marion, 1982-91
	420 Ronnie Lippett 1984-91
	393 Mike Haynes, 1976-82
Season—	277 Bob Suci, 1963
	189 Fred Marion, 1985
	182 Prentice McCray, 1976
	159 Ron Hall, 1966
	153 Don Webb, 1961
Game—	118 Prentice McCray at NY Jets, Nov. 21, 1976 (2)
	115 Fred Marion at Seattle, Nov. 17, 1985 (2)
	110 Bob Suci vs. Houston, Nov. 1, 1963 (2)
	99 Rick Sanford at Chicago, Dec. 5, 1982 (1)
	87 Ron Hall at Denver, Sept. 18, 1966 (1)
Longest Return—	99 Rick Sanford at Chicago, Dec. 5, 1982 (TD)
	98 Bob Suci vs. Houston, Nov. 1, 1963 (TD)
	87 Ron Hall vs. Denver, Sept. 18, 1966
	85 Raymond Clayborn at Cleveland, Oct. 7, 1984 (TD)
	83 Fred Marion at Seattle, Nov. 17, 1985 (TD)

TOUCHDOWNS

Career—	2 Ronnie Lippett, 1983-91
	Prentice McCray, 1974-80
	Don Webb, 1961-62, 64-71
	John Charles, 1967-69
	Bob Suci, 1963
Season—	2 Ronnie Lippett, 1987
	Prentice McCray, 1976
	Bob Suci, 1963
	Don Webb, 1961
Game—	2 Prentice McCray at NY Jets, Nov. 21, 1976



Raymond Clayborn was a three-time Pro Bowl selection while playing for the Patriots. He finished his career with a team record 36 interceptions.



Rich Camarillo is the only Patriots punter to ever be selected to the Pro Bowl.

PUNTING

MOST PUNTS

Career—	468 Rich Camarillo, 1981-87 377 Tom Yewcic, 1961-67 243 Tom Janik, 1969-71 222 Mike Patrick, 1975-78 169 Shawn McCarthy, 1991-92
Season—	103 Shawn McCarthy, 1992 92 Rich Camarillo, 1985 91 Jeff Feagles, 1988 90 Brian Hansen, 1990 89 Rich Camarillo, 1986
Game—	11 Shawn McCarthy, vs. New Orleans, Nov. 8, 1992 Rich Camarillo at Chicago, Sept. 15, 1985 Rich Camarillo at Dallas, Nov. 22, 1984 Jim Fraser vs. NY Jets, Oct. 2, 1966 10 Shawn McCarthy, vs. Indianapolis, Dec. 6, 1992 Tom Greene vs. Houston, Dec. 18, 1960 Tom Yewcic vs. Buffalo, Dec. 1, 1963 Tom Yewcic vs. Buffalo, Nov. 15, 1964 Bob Scarpitto vs. Oakland, Oct. 6, 1968 Brian Hansen vs. Indianapolis, Nov. 11, 1990

YARDAGE

Career—	19,922 Rich Camarillo, 1981-87 14,553 Tom Yewcic, 1961-67 9,516 Tom Janik, 1969-71 8,481 Mike Patrick, 1975-78 6,862 Shawn McCarthy, 1991-92
Season—	4,212 Shawn McCarthy, 1992 3,953 Rich Camarillo, 1985 3,752 Brian Hansen, 1990 3,746 Rich Camarillo, 1986 3,615 Rich Camarillo, 1983
Game—	514 Rich Camarillo at Chicago, Sept. 15, 1985 (11) 479 Rich Camarillo at Dallas, Nov. 22, 1984 (11) 436 Bob Scarpitto vs. Oakland, Oct. 6, 1968 (10) 426 Rich Camarillo at Oakland, Nov. 1, 1981 (9) 417 Tom Yewcic at Buffalo, Nov. 15, 1964
Longest Punt—	93 Shawn McCarthy at Buffalo, Nov. 3, 1991 89 Luke Prestridge vs. Miami, Oct. 21, 1984 87 Bob Scarpitto at Denver, Sept. 29, 1968 82 Luke Prestridge vs. NY Jets, Oct. 28, 1984 76 Rich Camarillo vs. N.Y. Jets, Sept. 19, 1982

HIGHEST AVERAGE YARDAGE

Career (100 Punts Min.)—	42.6 Rich Camarillo, 1981-87 (468) 40.0 Terry Swanson, 1967-68 (127) 39.8 Shawn McCarthy, 1991- (172) 38.6 Tom Yewcic, 1961-67 (377) 38.2 Mike Patrick, 1975-78 (222)
Season (Qualifiers)—	44.6 Rich Camarillo, 1983 43.7 Rich Camarillo, 1982 42.9 Rich Camarillo, 1985 42.4 Mike Saxon, 1993 42.1 Rich Camarillo, 1984, 1986
Game (4 Punts Min.)—	51.2 Shawn McCarthy at Buffalo, Nov. 3, 1991 (5) 50.8 Terry Swanson vs. Cincinnati, Dec. 1, 1968 (4)

PUNT RETURNS

MOST

Career—	206 Irving Fryar, 1984-91 111 Mike Haynes, 1976-80 92 Stanley Morgan, 1977-89 74 Mack Herron, 1973-75 56 Ron Burton, 1960-65
Season—	45 Mike Haynes, 1976 38 Irving Fryar, 1988 Ricky Smith, 1983 37 Irving Fryar, 1985 36 Irving Fryar, 1984 35 Irving Fryar, 1986 Mack Herron, 1974
Game—	10 Ronnie Harris at Pittsburgh, Dec. 5, 1993 7 Irving Fryar at Dallas, Nov. 22, 1984 6 Irving Fryar at Buffalo, Sept. 22, 1985 Roland James vs. LA Rams, Nov. 16, 1980 Mack Herron vs. Cleveland, Nov. 10, 1974 Ron Burton vs. Oakland, Sept. 13, 1964 Fred Bruney vs. Buffalo, Sept. 23, 1961
Most Seasons Leading League—	1 Irving Fryar, 1985 Ron Burton, 1962 Fred Bruney, 1961

MOST YARDAGE

Career—	2,055 Irving Fryar, 1984-91 1,159 Mike Haynes, 1976-81 960 Stanley Morgan, 1977-1989 888 Mack Herron, 1973-75 537 Ricky Smith, 1982-83
Season—	608 Mike Haynes, 1976 520 Irving Fryar, 1985 517 Mack Herron, 1974 398 Irving Fryar, 1988 Ricky Smith, 1983 347 Irving Fryar, 1984
Game—	156 Mike Haynes vs. Buffalo, Nov. 7, 1976 133 Stanley Morgan vs. Buffalo, Nov. 20, 1977 133 Irving Fryar at Buffalo, Sept. 22, 1985 126 Billy Johnson vs. Houston, Nov. 5, 1967

LONGEST PUNT RETURN

89 Mike Haynes vs. Buffalo, Nov. 7, 1976 (TD)
85 Irving Fryar at Buffalo, Sept. 22, 1985 (TD)
80 Stanley Morgan vs. Baltimore, Nov. 18, 1979 (TD)
77 Irving Fryar vs. Indianapolis, Nov. 10, 1985 (TD)
75 Roland James vs. NY Jets, Nov. 2, 1980

HIGHEST AVG. YARDAGE

Career (20 Returns)—	12.0 Mack Herron, 1973-75 (74-888) 11.3 Carl Garrett, 1969-72 (43-487) 10.4 Mike Haynes, 1976-81 (111-1159) Stanley Morgan, 1977-89 (92-960) 10.0 Irving Fryar, 1984-92 (70-2055) 9.9 Ricky Smith, 1982-83 (54-537)
Season (Qualifiers)—	14.8 Mack Herron, 1974 14.1 Irving Fryar, 1985 13.5 Mike Haynes, 1976 10.8 Mack Herron, 1973 10.5 Four Times, Most Recent: Irving Fryar, 1988
Game (3 Returns)—	39.0 Mike Haynes vs. Buffalo, Nov. 7, 1976 (4) 35.7 Ricky Smith vs. Baltimore, Sept. 4, 1981 (3)

TOUCHDOWNS

Career—	3 Irving Fryar, 1984-91 2 Mike Haynes, 1976-81
Season—	2 Irving Fryar, 1985 Mike Haynes, 1976
Game—	1 Irving Fryar vs. Atlanta, Nov. 2, 1986 Irving Fryar vs. Indianapolis, Nov. 10, 1985 Irving Fryar at Buffalo, Sept. 22, 1985 Roland James vs. NY Jets, Nov. 2, 1980 Stanley Morgan vs. Baltimore, Nov. 18, 1979 Mike Haynes vs. Denver, Nov. 28, 1976 Mike Haynes vs. Buffalo, Nov. 7, 1976

KICKOFF RETURNS

MOST

Career—	107 Stephen Starring, 1983-87 92 Carl Garrett, 1969-72 89 Larry Garron, 1960-68 80 Sammy Martin, 1988-90 71 Mack Herron, 1973-75
Season—	48 Stephen Starring, 1985 42 Ricky Smith, 1983 41 Mack Herron, 1973 39 Tony Collins, 1981 37 Allan Clark, 1979
Game—	8 Willie Porter vs. NY Jets, Sept. 22, 1968 6 By many players, Most recent: Stephen Starring at Indianapolis, Oct. 25, 1987
Most Seasons Leading League—	1 Jon Vaughn, 28.2 (20-564), 1992 Horace Ivory, 27.6 (36-992), 1980 Raymond Clayborn, 31.0 (28-869), 1977

YARDAGE

Career—	2,299 Larry Garron, 1960-68 2,259 Stephen Starring, 1983-87 2,251 Carl Garrett, 1969-72 1,834 Sammy Martin, 1988-90 1,796 Mack Herron, 1973-1975
Season—	1,092 Mack Herron, 1973 1,012 Stephen Starring, 1985 992 Horace Ivory, 1980 879 Allen Carter, 1975 869 Raymond Clayborn, 1977
Game—	206 Allen Carter at Baltimore, Dec. 21, 1975 175 Carl Garrett vs. Buffalo, Oct. 11, 1969

LONGEST

101 Raymond Clayborn at Baltimore, Dec. 18, 1977 (TD)
100 Jon Vaughn at Cincinnati, Dec. 20, 1992 (TD)
Raymond Clayborn at NY Jets, Oct. 2, 1977 (TD)
99 Allen Carter at Baltimore, Dec. 21, 1975 (TD)
99 Jon Vaughn at Phoenix, Sept. 29, 1991 (TD)
98 Ricky Smith vs. NY Jets, Sept. 19, 1982 (TD)
Horace Ivory at Baltimore, Oct. 19, 1980 (TD)

HIGHEST AVG. YARDAGE

Career (20 Returns)—	27.2 Allen Carter, 1975-76 (33-898) 26.9 Raymond Clayborn, 1977-89 (57-1,538) 26.5 Horace Ivory, 1978-81 (45-1,191) 25.8 Larry Garron, 1960-67 (89-2,299) 25.3 Mack Herron, 1973-75 (71-1,796)
Season (Qualifiers)—	31.0 Raymond Clayborn, 1977 28.5 Larry Garron, 1962 28.4 Jess Phillips, 1976 28.3 Carl Garrett, 1969 28.2 Jon Vaughn, 1992
Game (3 Returns)—	49.3 Ron Burton vs. Dallas Texans, Nov. 3, 1961 (3) 47.0 Horace Ivory at Baltimore, Oct. 19, 1980 (3)

TOUCHDOWNS

Career—	3 Raymond Clayborn, 1977-89 2 Jon Vaughn, 1991- Larry Garron, 1960-68
Season—	3 Raymond Clayborn, 1977
Game—	1 Accomplished 13 times. Most recent: Jon Vaughn at Cincinnati, Dec. 20, 1992, (100 yd. TD)

FUMBLES

MOST

Career—	77 Steve Grogan, 1975-90 49 Sam Cunningham, 1973-79, 1981 42 Vito (Babe) Parilli, 1961-67
Season—	12 Steve Grogan, 1979 Sam Cunningham, 1975 Mack Herron, 1974
Game—	4 Vito (Babe) Parilli vs. Denver, Nov. 6, 1966 3 Accomplished 10 times. Most recent: Steve Grogan at Buffalo, Dec. 20, 1987

MOST OWN RECOVERIES

Career—	31 Steve Grogan, 1975-90 19 Vito (Babe) Parilli, 1961-67
Season—	6 Steve Grogan, 1987 Vito (Babe) Parilli, 1963 Ricky Smith, 1984
Game—	5 Vito (Babe) Parilli, 1964 2 Accomplished 9 times. Most recent: Steve Grogan vs. Miami, Sept. 13, 1987

MOST OPPONENT RECOVERIES

Career—	17 Steve Nelson, 1974-87 Andre Tippett, 1982-93 15 Jim Hunt, 1960-70 14 Raymond Hamilton, 1973-80
Season—	13 Bob Dee, 1960-67 5 Bob Dee, 1961 4 Andre Tippett, 1993 Brent Williams, 1986 Steve Nelson, 1978 John Sanders, 1975 Larry Eisenhauer, 1964 Jack Rudolph, 1960
Game—	3 Steve Nelson vs. Philadelphia, Oct. 8, 1978 2 By 20 players. Most recent: Johnny Rembert at NY Jets, Nov. 13, 1988

MOST RETURN YARDAGE

Career—	82 Don Webb, 1961-71 67 Jim Hunt, 1960-70
Season—	54 Brent Williams, 1986 52 Chuck Shonta, 1960
Game—	52 Chuck Shonta vs. NY Titans, Sept. 17, 1960 (1-opp) 51 Jim Hunt vs. Houston, Dec. 15, 1968 (1-opp)

LONGEST RETURN

52 Chuck Shonta vs. NY Titans, Sept. 17, 1960 (TD)
51 Jim Hunt vs. Houston, Dec. 15, 1968

TOUCHDOWNS

Own Fumbles Recovered For TD—	1 Eight players. Most recent: John Stephens vs. Cincinnati, Oct. 16, 1988 (Recovered Robert Perryman fumble in the end zone)
Opponents' Fumbles Recovered For TD—	1 Accomplished many times. Most recent: Brent Williams vs. Seattle, Oct. 7, 1990 (46 yards)

SACKS

SACKS (Official Statistic Since 1982 - totals reflect all-time Patriots)

Career--	100.0 Andre Tippett, 1982-93 75.5 Julius Adams, 1971-77, 79, 85, 87 74.5 Tony McGee, 1974-81 43.0 Brent Williams, 1986- 36.5 Garin Veris, 1985-91
Season—	18.5 Andre Tippett, 1984 16.5 Andre Tippett, 1985 12.5 Andre Tippett, 1987 11.0 Garin Veris, 1986 10.5 Garin Veris, 1985
Rookie Season—	10.5 Garin Veris, 1985 9.0 Chris Slade, 1993

TEAM RECORDS

Note: Number of games per season: 1960-1977 (14); 1978-81 (16); 1982 (9); 1983-86 (16); 1987 (15), and 1988-93 (16).

VICTORIES

MOST

Season—	11	1986
		1985
		1978
		1976
	10	1964, 1980

FEWEST

Season—	1	1990
	2	1992
		1981
		1970

OFFENSIVE
SCORING

MOST POINTS SCORED

Season—

441	1980
413	1961
412	1986
411	1979
376	1976

Game—

56	vs. NY Jets, Sept. 9, 1979
55	vs. NY Jets, Oct. 29, 1978
52	vs. Buffalo, Oct. 22, 1961
50	at Indianapolis, Nov. 18, 1984
48	vs. Oakland, October 3, 1976

Quarter—

1st:21	vs. NY Jets, Oct. 29, 1978
1st:21	at Miami, Dec. 15, 1974
2nd:27	vs. Baltimore, Nov. 18, 1979
3rd:22	vs. Dallas Texans, Nov. 18, 1960
4th:27	vs. Baltimore, Nov. 23, 1980

FEWEST POINTS SCORED

Season—

149	1970
181	1990
192	1972
205	1992
229	1968

Game—

0	17 Times: Most recent: Indianapolis 6, Patriots 0, Dec. 6, 1992
---	--

MOST POINTS SCORED, BOTH TEAMS

Game—

86	at Patriots 43, Oakland 43 (tie), Oct. 16, 1964
76	NY Jets 47, at Patriots 31, Sept. 22, 1968 at Buffalo 45, Patriots 31, Nov. 23, 1975 at Patriots 55, NY Jets 21, Oct. 29, 1978
73	at Patriots 52, Buffalo 21, Oct. 22, 1961

FEWEST POINTS SCORED, BOTH TEAMS

Game—

3	at Patriots 3, Miami 0, Dec. 12, 1982
6	NY Jets 6, at Patriots 0, Nov. 26, 1993 Indianapolis 6, at Patriots 0, Dec. 6, 1992
7	Houston 7, at Patriots 0, Sept. 21, 1975
9	at Patriots 7, Cincinnati 2, Dec. 12, 1993 Patriots 6, at Miami 3, Nov. 20, 1988 Patriots 6, at NY Jets 3, Dec. 15, 1991

GREATEST MARGIN OF VICTORY

Game—

53	at Patriots 56, NY Jets 3, Sept. 9, 1979
42	at Patriots 45, Houston 3, Nov. 1, 1963
41	Patriots 41, at San Diego 0, Dec. 17, 1961
39	at Patriots 42, Baltimore 3, Oct. 6, 1974
38	at Patriots 38, Indianapolis 0, Dec. 26, 1993
35	Patriots 35, at LA Chargers 0, Oct. 8, 1960

GREATEST MARGIN OF DEFEAT

Game—

52	at Miami 52, Patriots 0, Nov. 12, 1972
42	at Green Bay (Mil.) 45, Patriots 3, Oct. 9, 1988
38	at NY Jets 45, Patriots 7, Sept. 26, 1993 at Cincinnati 45, Patriots 7, Dec. 20, 1970 at Miami 41, Patriots 3, Oct. 17, 1971
36	Chicago 46, Patriots 10, Jan. 26, 1986 (Super Bowl XX)

MOST TOUCHDOWNS

Season—

52	1961, 1980
49	1979
48	1976
46	1979
45	1986

Game—

8	vs. NY Jets, Sept. 9, 1979 vs. NY Jets, Oct. 29, 1978
7	vs. Oakland, Oct. 3, 1976 vs. Buffalo, Oct. 22, 1961
6	11 times: Most recent: vs. NY Jets, Dec. 13, 1987

FEWEST TOUCHDOWNS

Season—

17	1982 (9 games)
18	1970
19	1990
22	1991
24	1972

MOST POINTS AFTER TOUCHDOWNS

Season—

51	1980
48	1961
46	1979
44	1986
42	1974, 1976, 1984

FEWEST POINTS AFTER TOUCHDOWNS

Season—
 15 1982 (9 games)
 17 1970
 19 1990
 1991
 22 1992

MOST FGS ATTEMPTED

Season—
 41 1986
 40 1989
 39 1964
 38 1963
 37 1962

Game—
 7 vs. Indianapolis Dec. 3, 1989
 at Cincinnati, Nov. 16, 1969
 at Buffalo, Sept. 24, 1967
 at San Diego, Sept. 20, 1964
 6 vs. Denver, Oct. 4, 1964

FEWEST FGS ATTEMPTED

Season—
 13 1982 (9 games)

16 1972
 17 1975
 1992
 21 1971, 1977
 22 1970, 1974, 1983,

MOST FGS MADE

Season—
 32 1986
 30 1989
 26 1980
 25 1964
 24 1985

Game—
 6 at Denver, Oct. 4, 1964
 4 Many times. Most recent: vs. LA Raiders, Nov. 1, 1987 (Tony Franklin)

FEWEST FGS MADE

Season—
 8 1982 (9 games), 1972, 1970, 1960
 9 1983, 1975
 11 1992

FIRST DOWNS**MOST TOTAL**

Season—
 335 1989
 328 1981
 322 1978
 319 1980
 318 1979

Game—
 31 vs. Philadelphia, Nov. 29, 1987
 at Houston, Dec. 11, 1966
 30 vs. NY Jets, Sept. 9, 1979
 at Indianapolis, Oct. 29, 1989

FEWEST TOTAL

Season—
 146 1982 (9 games)
 166 1969
 181 1968
 184 1970
 190 1971

Game—
 3 vs. Washington, Dec. 15, 1990
 5 vs. Miami, Dec. 12, 1982
 at NY Jets, Nov. 22, 1970
 6 at Kansas City, Oct. 11, 1970
 at Philadelphia, Nov. 4, 1990
 vs. New Orleans, Nov. 8, 1992

MOST RUSHING

Season—
 181 1978
 150 1976
 139 1980
 132 1977, 1979
 130 1983

Game—
 21 vs. Denver, Nov. 28, 1976
 18 vs. NY Jets, Oct. 18, 1976
 17 at Buffalo, Nov. 5, 1978
 vs. Buffalo, Dec. 10, 1978

FEWEST RUSHING

Season—
 55 1965
 63 1970
 64 1969
 65 1990
 66 1964

Game—
 0 at New Orleans, Nov. 30, 1986
 at Buffalo, Oct. 26, 1980
 at NY Jets, Nov. 22, 1970
 1 13 times. Most recent: at Miami, Oct. 18, 1992

MOST PASSING

Season—
 202 1986
 186 1984
 169 1993
 166 1981
 159 1979

Game—
 21 vs. Philadelphia, Nov. 29, 1987
 20 at Indianapolis, Nov. 18, 1984
 at Houston, Nov. 10, 1980
 vs. Oakland, Oct. 16, 1964
 19 vs. Miami, Jan. 2, 1994
 at Pittsburgh, Dec. 17, 1989
 at LA Rams, Nov. 16, 1986
 at NY Jets, Sept. 30, 1984

FEWEST PASSING

Season—
 63 1982 (nine games)
 87 1969, 1989
 94 1971, 1968
 95 1976
 98 1970

Game—
 0 vs. Miami, Dec. 8, 1968
 at Tampa Bay, Dec. 12, 1976
 1 vs. New Orleans, Dec. 4, 1983
 vs. Miami, Dec. 12, 1982

MOST PENALTY

Season—
 35 1986
 34 1989
 30 1993
 29 1965
 27 1979

Game—
 7 at Houston, Sept. 19, 1965
 5 vs. NY Jets, Oct. 12, 1986
 at Indianapolis, Nov. 9, 1986
 vs. Detroit, Oct. 7, 1979
 at San Diego, Nov. 9, 1975
 vs. Baltimore, Oct. 7, 1973
 at Miami, Dec. 17, 1967

FEWEST PENALTY

Season—
 9 1982 (nine games)
 11 1971, 1991
 14 1977
 15 1969, 1976, 1985

Game—
 0 Many times. Most recent: at Kansas City, Dec. 13, 1992

TOTAL NET YARDS

MOST

Season—

5,965	1978
5,623	1981
5,499	1985
5,470	1979
5,456	1989

Game—

597	vs. NY Jets, Sept. 9, 1979
529	vs. NY Jets, Oct. 29, 1978
526	vs. Houston, Dec. 18, 1965
506	vs. Seattle, Sept. 21, 1986
500	vs. Oakland

FEWEST

Season—

2,626	1970
2,633	1982 (9 games)
3,127	1968
3,419	1969
3,556	197

Game—

57	vs. NY Jets, Sept. 19, 1982 (61r, -4p)
74	vs. Oakland, Oct. 22, 1967 (34r, 40p)
80	at NY Jets, Nov. 20, 1970 (23r, 57p)
92	at Denver, Nov. 11, 1979 (58r, 34p)
100	vs. Kansas City, Sept. 21, 1969 (43r, 57p)

RUSHING

MOST ATTEMPTS

Season—

671	1978
603	1977
591	1976
588	1980, 1988
565	1985

Game—

62	vs. Denver, Nov. 28, 1976 (332 yds.)
60	at Seattle, Dec. 19, 1982 (249 yds.)
58	vs. Indianapolis, Dec. 26, 1993 (257 yds.)
55	Four times, Most recent: vs. Seattle, Dec. 4, 1988 (171 yds.)
54	at Buffalo, Nov. 20, 1977 (256 yds.) vs. Chicago, Oct. 30, 1988 (185 yds.)

FEWEST ATTEMPTS

Season—

324	1982 (9 games)
334	1970
363	1960
367	1969
386	1972

Game—

10	vs. NY Jets, Oct. 12, 1986 (17 yards)
11	vs. Washington, Sept. 23, 1984 (17 yds.) vs. Buffalo, Dec. 20, 1964 (33 yds.)
12	at Kansas City, Oct. 3, 1965 (32 yds.)
13	at NY Jets, Sept. 26, 1993 (31 yds.) vs. Kansas City, Dec. 2, 1990 (64 yds.) vs. Miami, Sept. 17, 1989 (43 yds.)
15	Six times, Most Recent: at Philadelphia, Nov. 4, 1990 (41 yds.)

MOST YARDS

Season—

3,165	1978
2,948	1976

2,605 1983

2,331 1985

2,303 1977

Game—

332	vs. Denver, Nov. 28, 1976
330	vs. NY Jets, Oct. 18, 1976
328	vs. NY Jets, Sept. 18, 1983
281	vs. Oakland, Oct. 30, 1966 vs. Cincinnati, Dec. 22, 1985
279	at N.Y. Jets, Nov. 19, 1978

FEWEST YARDS

Season—

1,040	1970
1,117	1965
1,347	1982
1,361	1964
1,362	1968

Game—

2	at New Orleans, Nov. 30, 1986 (18 attempts)
17	vs. NY Jets, Oct. 12, 1986 (10 attempts) vs. Washington, Sept. 23, 1984 (11 attempts) at LA Chargers, Oct. 28, 1960 (24 attempts)
18	at Miami, Oct. 18, 1992 (18 attempts)
22	vs. NY Jets, Nov. 14, 1965 (23 attempts)

MOST TOUCHDOWNS

Season—

30	1978
24	1976
23	1981
21	1974
19	1983, 1980

Game—

4	Accomplished 6 times. Most recent: vs. San Diego, Oct. 16, 1983
---	---

FEWEST TOUCHDOWNS

Season—

3	1982 (9 games)
4	1990
6	1992
7	1971
8	1968, 1965

PASSING

MOST ATTEMPTS

Season—

610 1989
557 1986
556 1993
514 1990
500 1984

Game—

59 vs. New Orleans, November 12, 1989
56 at Pittsburgh, Dec. 17, 1989
54 vs. L.A. Rams, Dec. 24, 1989
53 vs. Philadelphia, Nov. 29, 1987
vs. Houston, Sept. 19, 1965

FEWEST ATTEMPTS

Season—

187 1982 (9 games)
305 1977
309 1976
330 1971
338 1969

Game—

5 vs. Miami, Dec. 12, 1982 (2 comps.)
9 vs. Miami, Nov. 9, 1969 (2 comps.)
10 Three times, Most recent:
vs. Seattle, Dec. 4, 1988 (5 comps.)
11 vs. Indianapolis, Dec. 26, 1993 (9 comps.)
vs. Oakland, Oct. 30, 1966 (4 comps.)
12 vs. Buffalo, Oct. 20, 1968 (4 comps.)

MOST COMPLETIONS

Season—

340 1986
302 1989
292 1984
289 1993
284 1991

Game—

36 at LA Rams, Nov. 16, 1986
34 vs. Philadelphia, Nov. 29, 1987
30 at Indianapolis, Nov. 18, 1984
vs. N.Y. Jets, Nov. 17, 1991
28 vs. Detroit, Sept. 12, 1993
at N.Y. Jets, Sept. 30, 1984

FEWEST COMPLETIONS

Season—

93 1982 (9 games)
146 1976
159 1971
160 1977, 1968
162 1969

Game—

2 vs. Miami, Nov. 9, 1969 (9 attempts)
vs. Miami, Dec. 12, 1982 (5 attempts)
3 vs. New Orleans, Dec. 4, 1983 (10 attempts)
4 Four times, Most recent: vs. Buffalo, Oct. 11, 1987
5 Seven times, Most recent: at Buffalo, Oct. 23, 1988
6 Seven times, Most recent: vs. N.Y. Jets, Sept. 19, 1982

MOST NET YARDS

Season—

3,954 1986
3,285 1993
3,231 1984
3,218 1979
3,208 1990

Game—

405 vs. Oakland, Oct. 16, 1964
386 vs. Seattle, Sept. 21, 1986
383 vs. NY Jets, Oct. 12, 1986
374 at Houston, Nov. 10, 1980
356 vs. Philadelphia, Nov. 29, 1987

FEWEST NET YARDS

Season—

1347 1982 (9 games)
1586 1970
1746 1976
1765 1968
1887 1971

Game—

4 vs. NY Jets, Sept. 19, 1982
13 vs. Miami, Dec. 12, 1982
15 at Atlanta, Nov. 29, 1992
16 vs. New Orleans, Dec. 4, 1983
at Miami, Dec. 8, 1968

MOST TOUCHDOWNS

Season—

31 1964
30 1979
29 1986, 1961
27 1980
26 1984

Game—

6 vs. NY Jets, Sept. 9, 1979
5 Many times, Most recent:
at Buffalo, Nov. 15, 1964

FEWEST TOUCHDOWNS

Season—

7 1970
10 1972
11 1991
12 1988, 1982
13 1992, 1973

MOST HAD INTERCEPTED

Season—

34 1981
33 1968
32 1967
29 1965, 1963
28 1988, 1975, 1972, 1970

Game—

6 at Denver, Sept. 3, 1967
vs. Buffalo, Dec. 9, 1967
at Kansas City, Oct. 11, 1970
at San Francisco, Nov. 30, 1980

FEWEST HAD INTERCEPTED

Season—

9 1982 (9 games)
13 1986, 1962
14 1984
16 1991
17 1973

SACKS ALLOWED, MOST (ALLOWED BY N.E. OFFENSE)

Season—

66 1984 (454 yards)
65 1992 (458 yards)
63 1991 (436 yards)
58 1990 (443 yards)
49 1979 (382 yards)

Game—

10 at Dallas, Nov. 22, 1984 (57 yards)

SACKS ALLOWED, FEWEST (ALLOWED BY N.E. OFFENSE)

Season—

14 1977 (155 yards)
15 1982 (9 games-134 yards)
19 1976 (164 yards)
21 1974 (174 yards)
23 1993 (127 yards)
1988 (160 yards), 1962 (164 yards)

Game—

0 Accomplished 51 times,
Most recent: vs. Miami, Jan. 2, 1994

PUNTING

MOST PUNTS

Season—

103	1992
96	1968
92	1990, 1986, 1985, 1984
91	1988
89	1987

Game—

11	Four times, Most recent: vs. New Orleans, Nov. 8, 1992
10	Six times, Most recent: vs. Indianapolis, Dec. 6, 1992

FEWEST PUNTS

Season—

49	1982 (9 games)
61	1973, 1978
63	1980
64	1961
65	1967

Game—

0	3 times, Most recent: vs. Houston, Nov. 12, 1978
1	9 times, Most recent: vs. Kansas City, Oct. 4, 1981

MOST YARDS

Season—

4,212	1992
3,953	1985
3,904	1984
3,831	1968
3,752	1990

Game—

514	at Chicago, Sept. 15, 1985
479	at Dallas, Nov. 22, 1984
436	at Oakland, Nov. 1, 1981 at Oakland, Oct. 6, 1968

FEWEST YARDS

Season—

2,137	1978
2,140	1982 (9 games)
2,297	1973
2,392	1980 & 1989
2,354	1977

Game—

0	3 times, Most recent: vs. Houston, Nov. 12, 1978
---	---

HIGHEST AVG.

Season—

44.6	1983
43.7	1982
42.9	1985
42.4	1984
41.5	1969

Game (4 Punts Min.)—

51.2	at Buffalo, Nov. 3, 1991 (5)
50.8	at Miami, Sept. 11, 1983 (4)
50.8	vs. Cincinnati, Dec. 1, 1968 (4)

LOWEST AVG.

Season—

34.6	1977
35.0	1978

PUNT RETURNS

MOST

Season—

60	1980
51	1993
48	1984
	1976
47	1978
45	1989

Game—

10	at Pittsburgh, Dec. 5, 1993
7	at Dallas, Nov. 22, 1984 vs. Houston, Nov. 5, 1967
6	Accomplished 11 times, Most recent: at San Francisco, Nov. 30, 1980

FEWEST RETURNS

Season—

16	1982
17	1972
23	1969
24	1966
25	1987

MOST YARDS

Season—

628	1976
533	1974
530	1985
520	1978
513	1980

Game—

167	vs. Buffalo, Nov. 7, 1976
139	at Buffalo, Nov. 20, 1977

FEWEST YARDS

Season—

37	1972
134	1990
138	1962
139	1982
143	1966

HIGHEST AVG

Season—

13.3	1974
13.1	1976
13.0	1961
12.6	1985
10.5	1988

LOWEST AVG.

Season—

2.2	1972
4.6	1990
5.3	1968 & 1962
5.6	1965
5.8	1971

MOST TOUCHDOWNS

Season—

2	1985, 1976
---	------------

Game—

1	vs. Atlanta, Nov. 2, 1986 vs. Indianapolis, Nov. 10, 1985 at Buffalo, Sept. 22, 1985 vs. NY Jets, Nov. 2, 1980 vs. Baltimore, Nov. 18, 1979 vs. Denver, Nov. 28, 1976 vs. Buffalo, Nov. 7, 1976
---	---

KICKOFF RETURNS

MOST

Season—

77 1990
73 1967
71 1968
69 1989
66 1975 & 1979

Game—

10 vs. Buffalo, Dec. 9, 1967
9 at Dallas, Oct. 24, 1971
vs. NY Jets, Sept. 22, 1968
vs. Oakland, Oct. 16, 1964

FEWEST

Season—

28 1982 (9 games)
39 1977
46 1976
47 1993
48 1987
49 1961

Game—

0 vs. Cincinnati, Dec. 12, 1993
at Buffalo, Dec. 20, 1987
vs. Seattle, Oct. 9, 1977
at Denver, Sept. 14, 1969

MOST YARDS

Season—

1,520 1975
1,462 1989
1,442 1968
1,421 1960
1,395 1990

Game—

245 at Dallas, Oct. 24, 1971
230 at Baltimore, Dec. 21, 1975
178 at NY Jets, Oct. 2, 1977

175 vs. NY Jets, Oct. 11, 1969
160 at Baltimore, Dec. 18, 1977

FEWEST YARDS

Season—

646 1982 (9 games)
819 1993
901 1987 (15 games)
1,051 1977
1,087 1976

Game—

0 at Buffalo, Dec. 20, 1987
vs. Seattle, Oct. 9, 1977
at Denver, Sept. 14, 1969

HIGHEST AVG.

Season—

26.9 1977
24.1 1973
23.7 1960
23.6 1976
23.5 1972

LOWEST AVG.

Season—

17.4 1993
18.1 1990
18.3 1981
18.8 1987 & 1979
19.5 1984

MOST TOUCHDOWNS

Season—

3 1977
2 1961
1 1992, 1991, 1988, 1982, 1980,
1975, 1973, 1962

Game—

1 13 times, Most recent: At
Cincinnati Dec. 20, 1992

PENALTIES

MOST

Season—

114 1985
112 1977
111 1992
102 1976
99 1990 & 1979

Game—

14 at N.Y. Jets, Dec. 23, 1990
at Indianapolis, Dec. 1, 1985
at Cincinnati, Oct. 15, 1978
at Denver, Dec. 1, 1991
13 vs. Kansas City, Sept. 18, 1977

FEWEST

Season—

50 1973
52 1962
53 1982 (9 games) & 1964
58 1965
59 1967

Game—

1 11 times, Most recent: vs. NY
Jets, Nov. 28, 1993

MOST YARDS

Season—

1,051 1992
931 1977
914 1976
864 1979
852 1978

Game—

139 vs. Buffalo, Nov. 6, 1983
134 at Cincinnati, Dec. 20, 1992
125 vs. NY Jets, Oct. 29, 1978
at Cincinnati, Oct. 15, 1978

FEWEST YARDS

Season—

412 1982 (9 games)
456 1962
467 1964
506 1987
509 1989

Game—

5 5 times, Most recent vs. NY Jets,
Nov. 28, 1993

FUMBLES

MOST

Season—

51 1973

47 1983

43 1975

42 1992

37 1967 & 1962

Game—

8 vs. Baltimore, Oct. 7, 1973

6 7 times, Most recent: vs. Miami,
Dec. 15, 1974**FEWEST**

Season—

15 1969

16 1982 (9 games)

18 1970

19 1988 & 1980

23 1964

Game—

0 Many times, Most recent: at N.Y.
Jets, Dec. 23, 1990**MOST TOTAL RECOVERED**

Season—

43 1983, 1973

37 1985

36 1975

Game—

8 at Pittsburgh, Sept. 26, 1976 (2-6)

7 at LA Rams, Dec. 11, 1983 (1-6)

FEWEST TOTAL RECOVERED

Season—

8 1982 (9 games)

15 1988

18 1990

MOST OWN RECOVERED

Season—

25 1973

24 1983

Game—

5 at Washington, Oct. 25, 1981
vs. Baltimore, Oct. 7, 1973**FEWEST OWN RECOVERED**

Season—

5 1970, 1969

8 1982 (9 games), 1971, 1968

MOST OPPONENTS' RECOVERED

Season—

27 1976

24 1985

21 1987, 1978

Game—

6 at LA Rams, Dec. 11, 1983
at Pittsburgh, Sept. 26, 19765 at New Orleans, Nov. 30, 1986
vs. Denver, Nov. 6, 1966**FEWEST OPPONENTS' RECOVERED**

Season—

8 1984

9 1993

1965

10 1977, 1962

11 1982 (9 games)

DEFENSIVE
NET YARDS ALLOWED**MOST NET YARDS ALLOWED**

Season—

5,827 1981

5,697 1990

5,644 1989

5,576 1983

5,431 1991

Game—

584 vs. Cincinnati, Dec. 7, 1986

552 vs. Miami, Oct. 21, 1984

540 vs. Houston, Oct. 13, 1961

514 at Philadelphia, Nov. 4, 1990

501 vs. Miami, Dec. 3, 1972

FEWEST NET YARDS ALLOWED

Season—

2,812 1982 (9 games)

3,834 1963

4,022 1976

4,067 1974

4,072 1971

Game—

65 vs. Seattle, Dec. 4, 1988

86 vs. Baltimore, Oct. 23, 1977

88 vs. Miami, Oct. 12, 1980

94 vs. Indianapolis, Nov. 6, 1992

SCORING ALLOWED

MOST POINTS ALLOWED

Season—

446 1972 & 1990

406 1968

391 1989

389 1967

370 1981

Game—

52 at Miami, Nov. 12, 1972

48 at Philadelphia, Nov. 4, 1990

48 at NY Jets, Oct. 27, 1968

vs. Oakland, Oct. 22, 1967

45 at NY Jets, Sept. 26, 1993

Shutout Game—

52 at Miami, Nov. 12, 1972

34 at Dallas Texans, Dec. 11, 1960

FEWEST POINTS ALLOWED

Season—

157 1982 (9 games)

217 1977

236 1976

257 1963

283 1966

Game—

0 16 times, Most recent: vs.
Indianapolis, Dec. 26, 1993

RUSHING ALLOWED

MOST ATTEMPTS ALLOWED

Season—

644 1981
565 1990
560 1973
555 1975
549 1983

Game—

58 vs. NY Jets, Oct. 14, 1973
54 vs. Cleveland, Oct. 4, 1987
vs. St. Louis, Dec. 2, 1984
vs. Washington, Sept. 23, 1984
vs. NY Jets, Oct. 15, 1972

FEWEST ATTEMPTS ALLOWED

Season—

310 1963
314 1982 (9 games)
350 1961
356 1964
369 1966

Game—

10 at Oakland, Dec. 9, 1961
14 at Seattle, Dec. 19, 1982
15 vs. Houston, Dec. 18, 1965

MOST YARDS

Season—

2,950 1981
2,850 1973
2,717 1972
2,676 1990
2,359 1969

Game—

360 vs. Buffalo, Sept. 16, 1973
349 vs. Buffalo, Dec. 14, 1975

FEWEST YARDS

Season—

1,041 1961
1,107 1963
1,135 1966
1,143 1964
1,289 1972

Game-2 at San Diego, Dec. 17, 1961

19 vs. Houston, Nov. 1, 1963

MOST TOUCHDOWNS

Season—

29 1990
27 1972
22 1979, 1968
21 1960
20 1988, 1985, 1981, 1870

Game—

6 at NY Jets, Oct. 27, 1968
5 at Green Bay (Mil.), Oct. 9, 1988

FEWEST TOUCHDOWNS

Season—

5 1991
7 1966
8 1977
9 1993, 1983, 1982 (nine games),
1961
10 1965, 1964

PASSING ALLOWED

MOST ATTEMPTS ALLOWED

Season—

565 1991
530 1964
525 1985
520 1987
514 1983

Game—

63 vs. Minnesota, Oct. 20, 1991
61 vs. Minnesota, Dec. 16, 1979
56 vs. NY Jets, Oct. 2, 1966
vs. Denver, Sept. 21, 1962

FEWEST ATTEMPTS ALLOWED

Season—

240 1973
267 1982 (9 games)
325 1972
334 1970
348 1969

Game—

7 at Buffalo, Dec. 9, 1973
vs. NY Jets, Oct. 14, 1973
9 vs. NY Jets, Oct. 15, 1972

MOST COMPLETIONS ALLOWED

Season—

335 1991
283 1984
280 1993
277 1983
273 1987

Game—

35 vs. Minnesota, Dec. 16, 1979
vs. Minnesota, Oct. 20, 1991
29 vs. Buffalo, Nov. 7, 1993
vs. Miami, Nov. 6, 1988
28 vs. NY Jets, Oct. 2, 1966

FEWEST COMPLETIONS ALLOWED

Season—

134 1973
142 1982 (9 games)
170 1971
174 1972
177 1970

Game—

1 vs. NY Jets, Oct. 14, 1973
2 at Buffalo, Dec. 9, 1973

MOST NET YARDS ALLOWED

Season—

3,852 1991
3,666 1989
3,356 1966
3,295 1983
3,217 1964

Game—

467 vs. Minnesota, Dec. 16, 1979
448 vs. Houston, Oct. 13, 1961

FEWEST NET YARDS ALLOWED

Season—

1,338 1973
1,519 1982 (9 games)
2,033 1977
2,154 1971
2,175 1976

Game—

0 vs. NY Jets, Oct. 14, 1973
8 vs. NY Jets, Oct. 10, 1971

MOST TOUCHDOWNS ALLOWED

Season—

28 1967, 1980
27 1961, 1989
26 1966
25 1991, 1984
24 1972

Game—

- 5 vs. Oakland, Oct. 22, 1967
vs. Kansas City, Sept. 25, 1966

FEWEST TOUCHDOWNS ALLOWED

Season—

- 9 1982 (9 games)
11 1973
13 1988, 1979
14 1985
15 1986

**SACKS, MOST RECORDED
(BY N.E. DEFENSE)**

Season—

- 58 1977 (471 yards), NFL leaders
57 1979 (512 yards), NFL leaders
56 1963 (526 yards)
55 1984 (452 yards)
51 1985 (334 yards)

Game—

- 10 at Oakland, Sept. 22, 1963 (100 yards)
9 vs. NY Jets, Sept. 9, 1979 (86 yards)
vs. Denver, Nov. 28, 1976 (59 yards)

**SACKS, FEWEST RECORDED
(BY N.E. DEFENSE)**

Season—

- 15 1972 (101 yards)
20 1982 (9 games-134 yards), 1981 (175 yards)
1992 (114 yards)
22 1969 (159 yards)
1966 (209 yards)

Game—

- 0 Accomplished 70 times,
Most recent: at Cleveland, Dec. 19, 1993

FIRST DOWNS ALLOWED
MOST TOTAL ALLOWED

Season—

- 328 1981
326 1983
312 1991
311 1984
307 1990

Game—

- 33 vs. Miami, Oct. 21, 1984
30 at Pittsburgh, Sept. 25, 1983
vs. NY Jets, Sept. 19, 1982
vs. Minnesota, Dec. 16, 1979

FEWEST TOTAL ALLOWED

Season—

- 185 1982 (9 games)
215 1977, 1973
219 1967
220 1962
222 1963

Game—

- 2 vs. Seattle, Dec. 4, 1988
5 at Chicago, Oct. 14, 1979
vs. Indianapolis, Nov. 11, 1990

MOST RUSHING

Season—

- 160 1981
151 1990
144 1972
142 1969, 1973
129 1983

Game—

- 20 vs. NY Jets, Sept. 19, 1982
19 vs. Buffalo, Dec. 14, 1975
vs. NY Jets, Oct. 15, 1972

FEWEST RUSHING

Season—

- 59 1963
61 1967
63 1964
68 1966, 1962
72 1961

Game—

- 0 6 times, Most recent: vs. Indianapolis, Nov. 11, 1990

MOST PASSING

Season—

- 199 1991
182 1984
176 1989
172 1983
168 1985

Game—

- 20 at San Francisco, Oct. 22, 1989
18 vs. Buffalo, Nov. 7, 1993
at Denver, Nov. 4, 1984
vs. San Diego, Oct. 16, 1983
vs. San Francisco, Oct. 2, 1983
17 6 times, Most recent: vs. Miami, Nov. 6, 1988

FEWEST PASSING

Season—

- 67 1973
88 1982 (9 games)
105 1970
111 1971, 1977
115 1969

Game—

- 1 vs. NY Jets, Oct. 14, 1973
2 Accomplished 9 times,
Most recent: vs. Seattle, Dec. 4, 1988

MOST PENALTY

Season—

- 31 1992
28 1968
25 1983
24 1985, 1960
22 1987, 1976, 1970, 1966

Game—

- 7 at Oakland, Oct. 6, 1968
6 at NY Jets, Oct. 27, 1968

FEWEST PENALTY

Season—

- 6 1973
10 1982 (9 games)
11 1993, 1974, 1980
13 1965
15 1988, 1986, 1978, 1964

Game—

- 0 Many times, Most recent: vs. NY Jets, Nov. 28, 1993

INTERCEPTIONS BY PATRIOTS

MOST

Season—

31 1964

29 1963

25 1962, 1960

24 1980, 1974

23 1985, 1976, 1968

Game—

7 at NY Jets, Nov. 21, 1976

6 vs. NY Jets, Sept. 27, 1964

vs. Houston, Nov. 1, 1963

Game—

204 vs. Houston, Nov. 1, 1963

145 at NY Jets, Nov. 21, 1976

FEWEST YARDS

Season—

99 1991

105 1973

118 1989

122 1993

165 1975

FEWEST

Season—

8 1970

10 1972

12 1991, 1982

13 1993, 1975, 1973

14 1992, 1990

MOST TOUCHDOWNS

Season—

3 1992, 1976, 1963, 1962

2 1987, 1974, 1971, 1967, 1961

Game—

2 at Indianapolis, Nov. 15, 1992

at NY Jets, Nov. 21, 1976

vs. Houston, Nov. 1, 1963

MOST YARDS

Season—

645 1963

505 1976

427 1985, 1964

365 1962

358 1978

FEWEST TOUCHDOWNS

Season—

0 1993, 1991, 1990, 1988, 1984,
1981, 1977, 1973, 1972,
1970, 1966, 1965, 19601 1989, 1986, 1985, 1983, 1982,
1980, 1979, 1978, 1975,
1969, 1968, 196

PATRIOTS PLAYOFF RECORDS

INDIVIDUAL


Yards Rushing	105	Craig James at Miami, 1-12-86
	104	Craig James at L.A. Raiders, 1-5-86
	87	Robert Weathers at Miami, 1-12-86
	68	Sam Cunningham at Oakland, 12-18-76
Rushing Attempts	23	Craig James at LA Raiders, 1-5-86
	22	Craig James at Miami, 1-12-86
	22	Craig James at NY Jets, 12-28-85
	20	Sam Cunningham at Oakland, 12-18-76
TDs Rushing	1	Andy Johnson at Oakland, 12-18-76
	1	Larry Garron at San Diego, 1-5-64
	1	Jess Philips at Oakland, 12-18-76
	1	Craig Jarnes at LA Raiders, 1-5-86
	1	Mosi Tatupu at Miami, 1-12-86
Longest TD Rush	7	Larry Garron at San Diego, 1-5-64
	3	Jess Philips at Oakland, 12-18-76
	2	Craig James at LA Raiders, 1-5-86
	1	Mosi Tatupu at Miami, 1-12-86
	1	Andy Johnson at Oakland, 12-18-76
Longest Rush	45	Robert Weathers at Miami, 1-12-86
	23	Tony Collins at Denver, 1-4-87
	22	Sam Cunningham at Oakland, 12-18-76
	22	Mosi Tatupu at Miami, 1-12-86
Yards Passing	300	Babe Parilli at Buffalo, 12-28-63
	189	Babe Parilli at San Diego, 1-5-64
	189	Steve Grogan at Miami, 1-8-83
	179	Tony Eason at NY Jets, 12-28-85
Passing Attempts	35	Babe Parilli at Buffalo, 12-28-63
	30	Steve Grogan vs. Chicago, 1-26-86
	30	Steve Grogan at Miami, 1-8-83
	29	Babe Parilli at San Diego, 1-5-64

TDs Passing	3	Tony Eason at Miami, 1-12-86
	2	Tony Eason at Denver, 1-4-87
	2	Babe Parilli at Buffalo, 12-28-63
Yards Receiving	129	Gino Cappelletti at Buffalo, 12-28-63 (4 Rec.)
	120	Larry Garron at Buffalo, 12-28-63 (4 Rec.)
	101	Russ Francis vs. Houston, 12-31-78 (8 Rec.)
	100	Stanley Morgan at Denver, 1-4-87 (3 Rec.)
Receptions	8	Russ Francis vs. Houston, 12-31-78
	7	Stanley Morgan vs. Chicago, 1-26-86
	7	Don Hasselbeck at Miami 1-8-83
TD Receptions	2	Larry Garron at Buffalo, 12-28-63
	2	Stanley Morgan at Denver, 1-4-87
	1	Russ Francis at Oakland, 12-18-76
	1	Harold Jackson vs. Houston, 12-31-78
	1	Russ Francis vs. Houston 12-31-78
	1	Don Hasselbeck vs. Miami, 1-8-83
	1	Stanley Morgan at NY Jets, 12-28-85
	1	Lin Dawson at L.A. Raiders, 1-5-86
	1	Tony Collins at Miami, 1-12-86
	1	Robert Weathers at Miami, 1-12-86
	1	Derrick Ramsey at Miami, 1-12-86
	1	Irving Fryar vs. Chicago, 1-26-86
Longest Reception	59	Larry Garron from Babe Parilli at Buffalo, 12-28-63
	45	Stanley Morgan from Tony Eason at Denver, 1-4-87
	39	Irving Fryar from Tony Eason at NY Jets, 12-28-85
	36	Stanley Morgan from Tony Eason at NY Jets, 12-28-85
	36	Stanley Morgan from Tony Eason at Denver, 1-4-87
	29	Derrick Ramsey from Tony Eason at L.A. Raiders, 1-5-86
	26	Russ Francis from Steve Grogan at Oakland, 12-18-76
Longest Int. Ret.	26	Fred Marion at NY Jets, 12-28-85
	22	Fred Marion at L.A. Raiders, 1-5-86
	21	Fred Marion at Miami, 1-12-86
	18	Garin Veris at NY Jets, 12-28-85
	13	Ross O'Hanley at Buffalo, 12-28-63
Longest Punt	68	Tom Yewcic at San Diego, 1-5-64
	62	Rich Camarillo vs. Chicago, 1-26-86
Most Punts	9	Rich Camarillo at Denver, 1-4-87 (50.2 avg.)
	7	Tom Yewcic at Buffalo, 12-28-63 (32.3 avg.)
	7	Tom Yewcic at San Diego, 1-5-64 (47.0 avg.)
	6	Rich Camarillo vs. Chicago, 1-26-86 (43.8 avg.)
Best Punt Avg.	50.2	Rich Camarillo at Denver, 1-4-87 (9 kicks)
	47.0	Tom Yewcic at San Diego, 1-5-64 (7 kicks)
	45.0	Rich Camarillo at LA Raiders, 1-5-86 (5 kicks)
	44.0	Mike Patrick at Oakland, 12-18-76 (3 kicks)
Longest Punt Ret.	28	Art Graham at Buffalo, 12-28-63
Longest KO Ret.	47	Ray Clayborn vs. Houston, 12-31-78
	37	Stephen Starring at Miami, 1-12-86
Longest FG	45	Tony Franklin at L.A. Raiders, 1-5-86
	42	John Smith at Miami 1-8-83
	41	Tony Franklin at NY Jets, 12-28-85
	38	Tony Franklin at Denver, 1-4-87
Most FGs Made	4	Tony Franklin at NY Jets, 12-28-85 (33, 41, 20, 26)
	4	Gino Cappelletti at Buffalo, 12-28-63 (28, 12, 33, 36)
	2	Tony Franklin at LA Raiders, 1-5-86 (45, 32)
	2	John Smith at Miami 1-8-83 (23, 42)
Most FGs Attempted	5	Tony Franklin at NY Jets, 12-28-85 (33, 41, 20, 41wl, 26)
Most Points	14	Gino Cappelletti at Buffalo, 12-28-63 (4 FGs, 2 PAT kicks)
	14	Tony Franklin at NY Jets, 12-28-85 (4 FGs, 2 PAT kicks)
	12	Stanley Morgan at Denver, 1-4-87 (2 TDs)
	12	Larry Garron at Buffalo, 12-28-63 (2 TDs)
	9	Tony Franklin at LA Raiders, 1-5-86 (2 FGs, 3 PAT kicks)

NEW ENGLAND NOTES



BRYANT COLLEGE



Bryant College
Smithfield, Rhode Island

Since 1976, the Patriots have conducted their summer training camp at Bryant College in Smithfield, Rhode Island. Situated on a beautiful 320-acre campus located 12 miles northwest of Providence, Bryant offers a bachelor of science degree in business administration at the undergraduate level, as well as graduate programs in business administration and taxation. Bryant's enrollment includes 3,000 full-time day students and 2,500 part-time students. More than 2,500 students reside on campus.

Bryant has a 131-year-old tradition of excellence in business education. The college relocated from a Providence campus in 1971. Since that time, the campus has expanded to accommodate a national and international body of students. The focal point of the campus is the award-winning Unistructure. It houses faculty and administrative offices and classrooms, a swimming pool, bank, U.S. Post Office, dining facilities and the Patriots' summer offices.


In 1981, a newly-completed Multipurpose Activities Center (MAC) was opened adjacent to the original physical education building. These structures provide the Patriots with expansive areas for their locker rooms, athletic training staff, equipment storage and the team's strength and conditioning center.

A new student union, the nationally recognized Bryant Center, opened in November of 1986. A triangular, three-level structure, houses a variety of dining areas, several convenience stores, the campus bookstore, recreation rooms and student organization offices.

In 1987, the college opened a free-standing computer lab, the Koffler Technology Center.

Pro golfer Jim Hallet is a 1983 graduate and Steve Crowley, the money editor for ABC-TV's Good Morning America, is a 1970 graduate.

FOXBORO STADIUM



The site for the construction of Foxboro Stadium was selected for its proximity to three of New England's largest cities – Boston, Providence, R.I. and Worcester, Mass. Official ground breaking ceremonies for the stadium took place on September 23, 1970. Just 326 days later (August 15, 1971), the Patriots christened their new home by hosting the New York Giants in an exhibition game. The home field helped give them a 20-14 advantage over the Giants before 60,423 fans.

Robert Kraft established an ownership position with the facility in 1989. In the fall of 1993, Kraft became sole owner of the facility when he purchased his partner's interest in the stadium. Kraft's vision as owner has been to develop the facility into a nationally recognized family entertainment venue. By building and developing relationships with local officials and representatives of the music industry, Kraft and his associates have opened up the facility to more frequent samplings of diverse entertainment. In fact, Foxboro Stadium has hosted nearly three times as many special events in the past five years than it did during the first 20 years of operation.

National tours, like the Rolling Stones, The Who and U2, have drawn record crowds in Foxboro. The stadium has worked to create unique events for our region, such as The National Earth Day Concerts and the Walden Woods concert in 1993.

In 1990, the U.S. was awarded the right to host the 1994 World Cup Soccer Championships. An initial list of the 35 prospective venues failed to include any Boston or New England site. Stadium management initiated the lobbying effort internationally to add Foxboro's name to the list. Joining forces with the tourism officials throughout the region ultimately led to Foxboro's selection as one of nine host sites for World Cup Games. Only Los Angeles and New York were awarded more than Foxboro's six games.

The World Cup has proven to be a harbinger for many successes in 1994. In addition to the World Cup, the stadium is playing host to eight national concert dates, the Drum Corps International Championships and has been named the host site for Major League Soccer, the new professional soccer league, which will begin play in 1995.

FOXBORO STADIUM QUICK FACTS

Constructed:	Sept. 23, 1970 to Aug. 15, 1971
Playing Surface:	Natural Grass (installed in 1991)
Football Seating Capacity:	60,794
Press Box Capacity:	175 (122 seats for credentialed media)
Site Acreage:	304 acres
Available Parking:	16,000 automobiles



The New England Patriettes are a different kind of N.F.L. cheerleading squad. With an emphasis on community service and charitable endeavors, the Patriettes participate in over 100 nonprofit and school appearances each year. As the first professional cheer or dance team to ever take, and pass, voluntary drug testing, the Patriettes bring the message of living a drug-free lifestyle to the hundreds of children they work with through D.A.R.E., Just Say No and their Pop Warner Cheerleader Clinics.

More than a thousand women have auditioned to be on this very popular squad since it was started in 1991.

The Patriettes high energy dance style combines elements of jazz, street dance, gymnastics and stunts with traditional cheer technique that Coles labels "Cheer-Funk." These dance routines are taught to high school and middle school cheerleaders throughout New England.

For information on cheerleader interviews, appearances, shows, clinics and auditions, please call (508) 543-8200.



The Patriettes are producing a calendar, poster, trading cards and a video this season.



1994 PATRIETTES

Name	Hometown
Patricia Berton	Derry, N.H.
Patrice Blakely	Brockton, Mass.
Paula Bohenko	Dracut, Mass.
Tanya Branco	Fall River, Mass.
Pam Burks	Roslindale, Mass.
Dena Caporale	Peabody, Mass.
Diane Cefalo	Billerica, Mass.
Emily Comeau	Warwick, R.I.
Melissa Curdo	Lynn, Mass.
Ronda Daly	Newton, Mass.
Tracey Dickerson	Somerville, Mass.
Kate Gash	Walpole, Mass.
Debbi Gould	Billerica, Mass.
Julianne Grover	Norwood, Mass.
Melissa Lutzenberger	North Andover, Mass.
Kalen Mace	Abington, Mass.
Debbie Marini	Foxboro, Mass.
Andrea Marino	Providence, R.I.
Tanji Martin	Acushnet, Mass.
Patty McCarthy	Wakefield, Mass.
Stacey Mendez	Georgetown, Mass.
Kristine Moccia	Brockton, Mass.
Kimberly O'Sullivan	Lynn, Mass.
Nina Oh	Boston, Mass.
Dana Olds	Spencer, Mass.
Tracey Oliveira	New Bedford, Mass.
Tricia Oliveira	New Bedford, Mass.
Sharon Reyes	West Warwick, R.I.
Michelle Rock	Marblehead, Mass.
Beth Ross	Swansea, Mass.
Pam Santorelli	Woburn, Mass.
Stacie Schifino	Riverside, R.I.
Susan Stallman	Barrington, R.I.
Ligaya Stice	Boston, Mass.
Heidi Sullivan	Manchester, N.H.
Nikki Toon	Dorchester, Mass.
Iliana Vazquez	Randolph, Mass.
Jessica Ward	South Weymouth, Mass.
Janet White	Salem, Mass.


Tracy Madden

Assistant Director **Cranston, R.I.**


STAFF PHOTOS




Charlie Armey
Director of
College Scouting




John Barry
Security Director




Joan Bishop
Admin. Asst. to the
V.P. of Football Operations




Don Brocher
Equipment Manager



Dennis Brolin
Operations Assistant




Kirk Brumels
Assistant Trainer




Bill Brunette
Concessions
Service Director




Jayce Cadorette
Concessions Asst.



Ray Cantwell
Asst. GM,
Foxboro Stadium




Robert Cegelski
Personnel Scout



Larry Cook
Personnel Scout



Christine Coulter
Admin. Asst. to
the Head Coach



Jimmy Dee
Asst. Video Director



Ken Deininger
Video Director

STAFF PHOTOS



Susan Desrosiers
Accounting Assistant




Rich Doucette
National
Accounts Manager



Maureen Doherty
Accounting Assistant




Caryn Freedman
Asst. to V.P. of
Event Management



Charles Garcia
Personnel Scout



Tracey Goulet
Marketing Coordinator




Bobby Grier
Director of
Pro Scouting



Mitch Hardin
Sales and
Marketing Mgr.



Melissa Harris
Benefits Administrator



John Hillebrand
Assistant
Equipment Manager



Mike Hoey
Ticket Sales Rep.



Stacey James
Asst. Director
of Public Relations



Michelle Kelley
Stadium Supervisor
Assistant




Nancy Kelly
Receptionist




Dan Kraft
Corporate
Marketing and Sales


STAFF PHOTOS



Al Labelle
Catering Manager




Pierre Landry
Field Superintendent



Ben Lentz
Ticket Office Asst.



Don Lowery
Dir. of Public and
Community Relations



Peter MacDonald
Programmer



Tracy Madden
Asst. Cheerleader Dir.




Dianne McCaffrey
Asst. to V.P.
of Business Operations



Nancy Meier
College Scouting
Administrator



Frank Mendes
Team Security



Anthony Moretti Jr.
Staff Assistant



Dan Murphy
Stadium Box Office



Edie Myers
Stadium Operations



Peg Myers
Director of
Data Processing



Ray Myers
Stadium Operations



Bill Nelsen
Ticket Office Asst.

STAFF PHOTOS



Dr. Armand Nicholi
Team Psychiatrist/
Dir. of Drug Abuse



Joanne Nichols
Assistant Box
Office Manager



Mike Nichols
Box Office Manager




Kim Norton
Asst. to the President




Keeva O'Connor
Management
Accountant




Ron O'Neil
Head Trainer




Greg Paraíso
Corporate Sales
Executive




Al Parrillo
Metro Parking




Paul Pawlak
Personnel Scout



Mike Pollom
Personnel Scout



Mike Ready
Marketing Asst.



Bernie Reinhart
Stadium Services
Supervisor



Barbara Rizzo
Public Relations
Assistant



Pam Roche
Corporate Sales
Executive




Peggy Roettger
Public Relations
Assistant


STAFF PHOTOS




Mary Ellen Rudenauer
Receptionist



David Silverman
Team Photographer




Ken Sternfeld
Director of Ticketing



Andre Tippett
Director of
Player Resources



Chris Thoms
Special Project
Coordinator




Dave Uyrus
Pro Scouting



Ginny Widmann
Controller




Bertram Zarins, M.D.
Team Physician




Joe Ziobro
Computer Operations
Manager

PATRIOTS POOL REPORTERS

Dick Cerasuolo of the Worcester (Mass.) Telegram & Gazette and Ron Hobson of the Quincy (Mass.) Patriot Ledger are the pool reporters for Patriots home games, as assigned by the Pro Football Writers of America. On game days, the two will be seated in the front row of the press box. Cerasuolo will be located in seat 111 and Hobson will be in seat 101.



Dick Cerasuolo



Ron Hobson

WBZ RADIO AND TELEVISION

This season, tune in to WBZ Radio and Television, the Patriots flagship stations, for the most complete coverage of New England Patriots football.

Every game can be heard on WBZ Radio 1030 AM, with WBZ's Gil Santos calling the action. For 13 years, Santos has been providing Patriots fans with play-by-play action. He will be joined once again by broadcast partner Gino Cappelletti, a 1992 Patriots Hall of Fame inductee and the team's all-time leading scorer. Together, Santos and Cappelletti will continue to bring all the action of the 1994 season to listeners throughout the region.

Fans should tune in early for WBZ Radio's pregame coverage, which begins four hours before kickoff every Sunday. The pregame show is hosted by WBZ's Bob Neumeier and former Patriots star Tim Fox. Following the game, be sure to listen to the two-hour postgame wrap-up program for full analysis on the day's game and player interviews from the locker room.


For all preseason coverage and away games, WBZ-TV4 has all the action. Starting with a pregame show at 12 noon each Sunday during the season, WBZ's Bob Lobel will provide complete pregame coverage. After the game, get the full wrap-up on *WBZ News 4* at 6 and 11 and on *Sports Final*, every Sunday night at 11:35 p.m.

Then tune to WBZ Radio during the week to keep on top of all the latest Patriots news. Reports can be heard Monday through Friday along with special reports every Monday and Friday with Patriots Head Coach Bill Parcells. *The Monday Night Quarterback Show* airs live every Monday from 7-9 p.m. and *Calling All Sports* airs every Sunday from 6-9 p.m.

PATRIOTS RADIO BROADCAST TEAM



Gil Santos



Gino Cappelletti

The 1994 New England Patriots Radio Network

Flagship Station		
WBZ	1030 AM	Boston, Mass.
Massachusetts		
WARA	1320 AM	Attleboro
WCIB	101.9 FM	Cape Cod
WSAR	1480 AM	Fall River
WHMP	1400 AM	Northampton
WBEC	1420 AM	Pittsfield
WBEC	105.5 FM	Pittsfield
WGFP	940 AM	Southbridge
WHYN	560 AM	Springfield
WARE	1250 AM	Ware
WTAG	580 AM	Worcester
Maine		
WNSW	1200 AM	Bangor
WQSS	102.5 FM	Camden
WZAN	970 AM	Portland
New Hampshire		
WTSL	1400 AM	Hanover
WKBK	1290 AM	Keene
WLTN	1400 AM	Littleton
WGIR	610 AM	Manchester
WCQL	1380 AM	Portsmouth
Connecticut		
WLAD	800 AM	Danbury
WTIC	1080 AM	Hartford
Rhode Island		
WLKW	790 AM	Providence

**NATIONAL FOOTBALL LEAGUE**

**410 Park Avenue
New York, NY 10022
(212) 758-1500
(212) 826-3454 (Fax)**

AMERICAN FOOTBALL CONFERENCE**BUFFALO BILLS**

Rich Stadium
One Bills Drive
Orchard Park, NY 14127
(716) 648-1800
(716) 649-6446 (FAX)

CINCINNATI BENGALS

200 Riverfront Stadium
Cincinnati, OH 45202
(513) 621-3550
(513) 621-3570 (FAX)

CLEVELAND BROWNS

80 First Avenue
P.O. Box 679
Cleveland, OH 44017-0679
(216) 891-5000
(216) 891-5069 (FAX)

DENVER BRONCOS

13655 Broncos Parkway
Englewood, CO 80112
(303) 649-9000
(303) 649-9355 (FAX)

HOUSTON OILERS

6910 Fannin Street
Houston, TX 77030
(713) 797-9111
(713) 797-6631 (FAX)

INDIANAPOLIS COLTS

7001 West 56th Street
Indianapolis, IN 46254
(317) 297-2658
(317) 297-8971 (FAX)

KANSAS CITY CHIEFS

One Arrowhead Drive
Kansas City, MO 64129
(816) 924-9300
(816) 923-5281 (FAX)

LOS ANGELES RAIDERS

332 Center Street
El Segundo, CA 90245
(310) 322-3451
(310) 322-3002 (FAX)

MIAMI DOLPHINS

Joe Robbie Stadium
2269 N.W. 199th Street
Miami, FL 33056
(305) 620-5000
(305) 620-6596 (FAX)

NEW ENGLAND PATRIOTS

Foxboro Stadium
Route 1
Foxboro, MA 02035
(508) 543-8200
(508) 543-9053 (FAX)

NEW YORK JETS

1000 Fulton Avenue
Hempstead, NY 11550
(516) 538-6600
(516) 538-6074 (FAX)

PITTSBURGH STEELERS

Three Rivers Stadium
300 Stadium Circle
Pittsburgh, PA 15212
(412) 323-1200
(412) 323-1393 (FAX)

SAN DIEGO CHARGERS

San Diego Jack Murphy Stadium
9449 Friars Road
San Diego, CA 92108
(619) 280-2111
(619) 280-8107 (FAX)

SEATTLE SEAHAWKS

11220 N.E. 53rd Street
Kirkland, WA 98033
(206) 827-9777
(206) 828-8336 (FAX)

**NFL PROPERTIES - HEADQUARTERS**

**410 Park Avenue
New York, NY 10022
(212) 838-0660
(212) 758-4239 (Fax)**

NATIONAL FOOTBALL CONFERENCE**ARIZONA CARDINALS**

P.O. Box 888
Phoenix, AZ 85001-0888
(602) 379-0101
(602) 379-1821 (FAX)

ATLANTA FALCONS

2745 Burnette Road
Suwanee, GA 30174
(404) 945-1111
(404) 945-6566 (FAX)

CHICAGO BEARS

Halas Hall
250 North Washington Road
Lake Forest, IL 60045
(708) 295-6600
(708) 295-5238 (FAX)

DALLAS COWBOYS

One Cowboys Parkway
Irving, TX 75063-4999
(214) 556-9900
(214) 556-9970 (FAX)

DETROIT LIONS

1200 Featherstone Road
Pontiac, MI 48342
(313) 335-4131
(313) 335-0764 (FAX)

GREEN BAY PACKERS

1265 Lombardi Avenue
Green Bay, WI 54304
(414) 496-5700
(414) 496-5712 (FAX)

LOS ANGELES RAMS

2327 W. Lincoln Avenue
Anaheim, CA 92801
(714) 535-7267
(714) 533-0924 (FAX)

MINNESOTA VIKINGS

9520 Viking Drive
Eden Prairie, MN 55344
(612) 828-6500
(612) 828-6540 (FAX)

NEW ORLEANS SAINTS

6928 Saints Drive
Metairie, LA 70003
(504) 733-0255
(504) 733-5734 (FAX)

NEW YORK GIANTS

Giants Stadium
East Rutherford, NJ 07073
(201) 935-8111
(201) 935-8493 (FAX)

PHILADELPHIA EAGLES

Veterans Stadium
3501 S. Broad Street
Philadelphia, PA 19148
(215) 463-2500
(215) 339-5464 (FAX)

SAN FRANCISCO 49ERS

4949 Centennial Boulevard
Santa Clara, CA 95054-1229
(408) 562-4949
(408) 727-2760 (FAX)

TAMPA BAY BUCCANEERS

One Buccaneer Place
Tampa, FL 33607
(813) 870-2700
(813) 878-0813 (FAX)

WASHINGTON REDSKINS

P.O. Box 17247
Dulles International Airport
Washington, D.C. 20041
(703) 478-8900
(703) 729-7605 (FAX)

1994 NFL SCHEDULE

**SUNDAY, SEPTEMBER 4
(FIRST WEEKEND)**

1. Arizona at L.A. Rams 1:00
2. Atlanta at Detroit 1:00
3. Cleveland at Cincinnati 1:00
4. Dallas at Pittsburgh 4:00
5. Houston at Indianapolis 12:00
6. Kansas City at New Orleans 12:00
7. Minnesota at Green Bay 12:00
8. New England at Miami 4:00
9. N.Y. Jets at Buffalo 4:00
10. Philadelphia at N.Y. Giants 1:00
11. Seattle at Washington 1:00
12. Tampa Bay at Chicago 12:00
13. San Diego at Denver 6:00

MONDAY, SEPTEMBER 5

14. L.A. Raiders at San Francisco 6:00

**SUNDAY, SEPTEMBER 11
(SECOND WEEKEND)**

15. Buffalo at New England 1:00
16. Cincinnati at San Diego 1:00
17. Denver at N.Y. Jets 4:00
18. Detroit at Minnesota 12:00
19. Houston at Dallas 3:00
20. Indianapolis at Tampa Bay 1:00
21. L.A. Rams at Atlanta 1:00
22. Miami VS. Green Bay at Milw. 12:00
23. Pittsburgh at Cleveland 1:00
24. San Francisco at Kansas City 12:00
25. Seattle at L.A. Raiders 1:00
26. Washington at New Orleans 3:00
27. N.Y. Giants at Arizona 5:00

MONDAY, SEPTEMBER 12

28. Chicago at Philadelphia 9:00

**SUNDAY, SEPTEMBER 18
(THIRD WEEKEND)**

29. Arizona at Cleveland 1:00
30. Buffalo at Houston 12:00
31. Green Bay at Philadelphia 1:00
32. Indianapolis at Pittsburgh 1:00
33. L.A. Raiders at Denver 2:00
34. Minnesota at Chicago 12:00
35. New England at Cincinnati 1:00
36. New Orleans at Tampa Bay 1:00
37. N.Y. Jets at Miami 1:00
38. San Diego at Seattle 1:00
39. San Francisco at L.A. Rams 1:00
40. Washington at N.Y. Giants 4:00
41. Kansas City at Atlanta 8:00

MONDAY, SEPTEMBER 19

42. Detroit at Dallas 8:00

**SUNDAY, SEPTEMBER 25
(FOURTH WEEKEND)**

(Open Dates: Arizona, Dallas, NY Giants, Philadelphia)

43. Atlanta at Washington 1:00
44. Cincinnati at Houston 3:00
45. Cleveland at Indianapolis 12:00
46. L.A. Rams at Kansas City 12:00
47. Miami at Minnesota 12:00
48. New England at Detroit 4:00
49. New Orleans at San Francisco 1:00
50. Pittsburgh at Seattle 1:00
51. San Diego at L.A. Raiders 1:00
52. Tampa Bay at Green Bay 12:00
53. Chicago at N.Y. Jets 8:00

MONDAY, SEPTEMBER 26

54. Denver at Buffalo 9:00

**SUNDAY, OCTOBER 2
(FIFTH WEEKEND)**

(Open Dates: Denver, Kansas City, LA Raiders, San Diego)

55. Atlanta at L.A. Rams 1:00
56. Buffalo at Chicago 3:00
57. Dallas at Washington 1:00
58. Detroit at Tampa Bay 1:00
59. Green Bay at New England 1:00

60. Minnesota at Arizona 1:00
61. N.Y. Giants at New Orleans 3:00
62. N.Y. Jets at Cleveland 1:00
63. Philadelphia at San Francisco 1:00
64. Seattle at Indianapolis 12:00
65. Miami at Cincinnati 8:00

MONDAY, OCTOBER 3

66. Houston at Pittsburgh 9:00

**SUNDAY, OCTOBER 9
(SIXTH WEEKEND)**

(Open Dates: Cincinnati, Cleveland, Houston, Pittsburgh)

67. Arizona at Dallas 3:00
68. Denver at Seattle 1:00
69. Indianapolis at N.Y. Jets 1:00
70. Kansas City at San Diego 1:00
71. L.A. Raiders at New England 4:00
72. L.A. Rams at Green Bay 12:00
73. Miami at Buffalo 1:00
74. New Orleans at Chicago 12:00
75. San Francisco at Detroit 1:00
76. Tampa Bay at Atlanta 1:00
77. Washington at Philadelphia 8:00

MONDAY, OCTOBER 10

78. Minnesota at N.Y. Giants 9:00

**THURSDAY NIGHT, OCTOBER 13
(SEVENTH WEEKEND)**

(Open Dates: Chicago, Detroit, Green Bay, Minnesota, Seattle, Tampa Bay)

79. Cleveland at Houston 7:00

SUNDAY, OCTOBER 16

80. Arizona at Washington 1:00
81. Cincinnati at Pittsburgh 1:00
82. Indianapolis at Buffalo 1:00
83. L.A. Raiders at Miami 1:00
84. New England at N.Y. Jets 1:00
85. N.Y. Giants at L.A. Rams 1:00
86. Philadelphia at Dallas 3:00
87. San Diego at New Orleans 3:00
88. San Francisco at Atlanta 1:00

MONDAY, OCTOBER 17

89. Kansas City at Denver 7:00

**THURSDAY NIGHT, OCTOBER 20
(EIGHTH WEEKEND)**

(Open Dates: Buffalo, Miami, New England, NY Jets)

90. Green Bay at Minnesota 7:00

SUNDAY, OCTOBER 23

91. Atlanta at L.A. Raiders 1:00
92. Chicago at Detroit 1:00
93. Cincinnati at Cleveland 1:00
94. Dallas at Arizona 1:00
95. Denver at San Diego 1:00
96. L.A. Rams at New Orleans 12:00
97. Pittsburgh at N.Y. Giants 1:00
98. Seattle at Kansas City 12:00
99. Tampa Bay at San Francisco 1:00
100. Washington at Indianapolis 12:00

MONDAY, OCTOBER 24

101. Houston at Philadelphia 9:00

**SUNDAY, OCTOBER 30
(NINTH WEEKEND)**

(Open Dates: Atlanta, LA Rams, New Orleans, San Francisco)

102. Cleveland at Denver 2:00
103. Dallas at Cincinnati 1:00
104. Detroit at N.Y. Giants 1:00
105. Houston at L.A. Raiders 1:00
106. Kansas City at Buffalo 1:00
107. Miami at New England 1:00
108. Minnesota at Tampa Bay 4:00
109. N.Y. Jets at Indianapolis 4:00
110. Philadelphia at Washington 1:00
111. Seattle at San Diego 1:00
112. Pittsburgh at Arizona 6:00

1994 NEW ENGLAND PATRIOTS

MONDAY, OCTOBER 31

113. Green Bay at Chicago 8:00

SUNDAY, NOVEMBER 6 (TENTH WEEKEND)

114. Arizona at Philadelphia 4:00
115. Buffalo at N.Y. Jets 4:00
116. Chicago at Tampa Bay 1:00
117. Cincinnati at Seattle 1:00
118. Denver at L.A. Rams 1:00
119. Detroit VS. Green Bay at MILW. ... 12:00
120. Indianapolis at Miami 1:00
121. New England at Cleveland 1:00
122. New Orleans at Minnesota 12:00
123. Pittsburgh at Houston 12:00
124. San Diego at Atlanta 1:00
125. San Francisco at Washington 1:00
126. L.A. Raiders at Kansas City 7:00

MONDAY, NOVEMBER 7

127. N.Y. Giants at Dallas 8:00

SUNDAY, NOVEMBER 13 (ELEVENTH WEEKEND)

(Open Dates: Indianapolis, Washington)

128. Arizona at N.Y. Giants 1:00
129. Atlanta at New Orleans 12:00
130. Chicago at Miami 1:00
131. Cleveland at Philadelphia 1:00
132. Dallas at San Francisco 1:00
133. Houston at Cincinnati 1:00
134. L.A. Raiders at L.A. Rams 1:00
135. Minnesota at New England 1:00
136. N.Y. Jets at Green Bay 3:00
137. San Diego at Kansas City 12:00
138. Seattle at Denver 2:00
139. Tampa Bay at Detroit 8:00

MONDAY, NOVEMBER 14

140. Buffalo at Pittsburgh 9:00

SUNDAY, NOVEMBER 20 (TWELFTH WEEKEND)

141. Atlanta at Denver 2:00
142. Cleveland at Kansas City 12:00
143. Detroit at Chicago 12:00
144. Green Bay at Buffalo 1:00
145. Indianapolis at Cincinnati 1:00
146. Miami at Pittsburgh 1:00
147. New Orleans at L.A. Raiders 1:00
148. N.Y. Jets at Minnesota 3:00
149. Philadelphia at Arizona 2:00
150. San Diego at New England 1:00
151. Tampa Bay at Seattle 1:00
152. Washington at Dallas 12:00
153. L.A. Rams at San Francisco 5:00

MONDAY, NOVEMBER 21

154. N.Y. Giants at Houston 8:00

THURSDAY, NOVEMBER 24 (THIRTEENTH WEEKEND)

155. Buffalo at Detroit 12:30
156. Green Bay at Dallas 3:00

SUNDAY, NOVEMBER 27

157. Chicago at Arizona 2:00
158. Cincinnati at Denver 2:00
159. Houston at Cleveland 1:00
160. Kansas City at Seattle 1:00
161. L.A. Rams at San Diego 1:00
162. Miami at N.Y. Jets 1:00
163. N.Y. Giants at Washington 4:00
164. Philadelphia at Atlanta 1:00
165. Pittsburgh at L.A. Raiders 1:00
166. Tampa Bay at Minnesota 12:00
167. New England at Indianapolis 8:00

MONDAY, NOVEMBER 28

168. San Francisco at New Orleans 8:00

POSTSEASON

Saturday, Dec. 31 AFC and NFC Wild Card Playoffs (ABC)
Sunday, Jan. 1 AFC and NFC Wild Card Playoffs (NBC and FOX)
Saturday, Jan. 7 AFC and NFC Divisional Playoffs (NBC and FOX)
Sunday, Jan. 8 AFC and NFC Divisional Playoffs (NBC and FOX)
Sunday, Jan. 15 AFC and NFC Championship Games (NBC and FOX)
Sunday, Jan. 29 Super Bowl XXIX at Joe Robbie Stadium, Miami, FL (ABC)
Sunday, Feb. 5 AFC-NFC Pro Bowl at Honolulu, HI (ABC)

THURSDAY, DECEMBER 1 (FOURTEENTH WEEKEND)

169. Chicago at Minnesota 7:00

SUNDAY, DECEMBER 4

170. Arizona at Houston 3:00
171. Atlanta at San Francisco 1:00
172. Dallas at Philadelphia 1:00
173. Denver at Kansas City 3:00
174. Green Bay at Detroit 1:00
175. Indianapolis at Seattle 1:00
176. New Orleans at L.A. Rams 1:00
177. N.Y. Giants at Cleveland 4:00
178. N.Y. Jets at New England 1:00
179. Pittsburgh at Cincinnati 1:00
180. Washington at Tampa Bay 1:00
181. Buffalo at Miami 8:00

MONDAY, DECEMBER 5

182. L.A. Raiders at San Diego 6:00

SATURDAY, DECEMBER 10 (FIFTEENTH WEEKEND)

183. Cleveland at Dallas 3:00
184. Detroit at N.Y. Jets 12:30

SUNDAY, DECEMBER 11

185. Chicago at Green Bay 12:00
186. Cincinnati at N.Y. Giants 1:00
187. Denver at L.A. Raiders 1:00
188. Indianapolis at New England 1:00
189. L.A. Rams at Tampa Bay 1:00
190. Minnesota at Buffalo 1:00
191. Philadelphia at Pittsburgh 1:00
192. San Francisco at San Diego 1:00
193. Seattle at Houston 3:00
194. Washington at Arizona 2:00
195. New Orleans at Atlanta 8:00

MONDAY, DECEMBER 12

196. Kansas City at Miami 9:00

SATURDAY, DECEMBER 17 (SIXTEENTH WEEKEND)

197. Denver at San Francisco 1:00
198. Minnesota at Detroit 12:30

SUNDAY, DECEMBER 18

199. Atlanta VS. Green Bay at MILW. ... 12:00
200. Cincinnati at Arizona 2:00
201. Cleveland at Pittsburgh 1:00
202. Houston at Kansas City 3:00
203. L.A. Rams at Chicago 12:00
204. Miami at Indianapolis 1:00
205. New England at Buffalo 1:00
206. N.Y. Giants at Philadelphia 4:00
207. San Diego at N.Y. Jets 1:00
208. Tampa Bay at Washington 1:00
209. L.A. Raiders at Seattle 5:00

MONDAY, DECEMBER 19

210. Dallas at New Orleans 8:00

SATURDAY, DECEMBER 24 (SEVENTEENTH WEEKEND)

211. Arizona at Atlanta 1:00
212. Buffalo at Indianapolis 1:00
213. Dallas at N.Y. Giants 1:00
214. Green Bay at Tampa Bay 1:00
215. Kansas City at L.A. Raiders 1:00
216. New England at Chicago 12:00
217. New Orleans at Denver 2:00
218. N.Y. Jets at Houston 3:00
219. Philadelphia at Cincinnati 1:00
220. Pittsburgh at San Diego 1:00
221. Seattle at Cleveland 1:00
222. Washington at L.A. Rams 1:00
223. Detroit at Miami 8:00

MONDAY, DECEMBER 26

224. San Francisco at Minnesota 8:00

✈ 1994 PATRIOTS TRAVEL INFORMATION ✈

Los Angeles Rams (Saturday, August 13, 10:00 p.m.) - Patriots charter arrives Friday afternoon, August 12. Headquarters: ANAHEIM-HILTON TOWERS • 777 Convention Way Anaheim, CA 92820-3497.
Phone: (714) 740-4268 • Fax: (714) 740-4252.

Green Bay (Friday, August 26, 8:00 p.m.) Patriots charter arrives Thursday afternoon August 25. Headquarters: PAPER VALLEY HOTEL • 333 W. College Ave., Appleton, WI 54913.
Phone: (414) 733-8000 • Fax: (414) 733-9220

Miami (Sunday, September 4, 4:00 p.m.) Patriots charter arrives Saturday afternoon September 3. Headquarters: FT. LAUDERDALE AIRPORT-HILTON • 1870 Griffin Road, Dania, FL 33004.
Phone: (305) 920-3300 • Fax: (305) 920-3348

Cincinnati (Sunday, September 18, 1:00 p.m.) Patriots charter arrives Saturday afternoon, September 17. Headquarters: WESTIN - CINCINNATI • Fountain Square, Cincinnati, Ohio 45202.
Phone: (513) 621-7700 • Fax: (513) 852-5670

Detroit (Sunday, September 25, 4:00 p.m.) Patriots charter arrives Saturday afternoon, September 24. Headquarters: SOMERSET INN • 2601 W. Big Beaver Road, Troy, MI 48084.
Phone: (313) 643-7800 • Fax: (810) 643-2296

New York Jets (Sunday, October 16, 1:00 p.m.) Patriots charter arrives Saturday afternoon, October 15. Headquarters: HILTON - MEADOWLANDS • 2 Harmon Plaza, Secaucus, NY 07094.
Phone: (201) 348-6900 • Fax: (201) 864-0963

Cleveland (Sunday, November 6, 1:00 p.m.) Patriots charter arrives Saturday afternoon, November 5. Headquarters: MARRIOTT-SOCIETY CENTER • 127 Public Square, Cleveland, Ohio 44114-1305.
Phone: (216) 696-9200 • Fax: (216) 696-0966

Indianapolis (Sunday, November 27, 8:00 p.m.) Patriots charter arrives Saturday afternoon, November 26. Headquarters: WESTIN - INDIANAPOLIS • 50 South Capitol Ave., Indianapolis, IN 46204.
Phone: (317) 262-8100 • Fax: (317) 231-3928

Buffalo (Sunday, December 18, 1:00 p.m.) Patriots charter arrives Saturday afternoon, December 17. Headquarters: BUFFALO - HILTON • 120 Church St., Buffalo, NY 14202.
Phone: (716) 845-5100 • Fax: (716) 845-5377

Chicago (Saturday, December 24, 1:00 p.m.) Patriots charter arrives Friday afternoon, December 23. Headquarters: PALMER HOUSE HILTON • East Monroe St., Chicago, IL 60603-5605.
Phone: (312) 726-7500 • Fax: (312) 263-2556

MEDIA INFORMATION

New England Patriots

Foxboro Stadium

Route 1 (60 Washington St.)

Foxboro, MA 02035

Administrative Offices (508) 543-8200

Ticket Offices (508) 543-1776

PR Fax (508) 543-9053

Interview Requests: All interview requests for Patriots players, coaches or members of the administration must be channeled through the Patriots public relations department. Head coach Bill Parcells will address the media during press conferences on Monday, Wednesday, Thursday and Friday and following each game throughout the season. Individual players will be available during their lunch break either in the Patriots Stadium Club or in the locker room on the same days. Any media member in need of locker room access must be escorted by a member of the Patriots public relations staff.

Credential Requests: All press box and parking credential requests must be submitted in writing to Don Lowery at least one week in advance. Accredited media will be issued credentials on a priority basis. Arrangements to pick up individual game credentials can be made with Don Lowery during the week of the game. All remaining credentials will be left at Press Will Call outside the press elevator at Gate 4.

Walking Directions from the Stadium to the Locker Room: An escort will be provided for members of the media with five minutes remaining in the game. After that, please take the press elevator to the ground level and continue north (straight ahead) when exiting the stadium. Continue down the hill and enter, showing your media credential, at Gate 1 (visitor locker room ramp). Both locker rooms will be open to the media after a brief cool down time following the game.

PHONE DIRECTORY

Transportation

Foxboro Cab (Foxboro)	(508) 543-5333
Town Taxi (Mansfield)	(508) 339-3771
Yellow Cab (Norwood)	(617) 769-4100
Checker Cab (Boston)	(617) 536-7000

Restaurants

Luciano's (formal)	(508) 384-3050
Lafayette House (formal)	(508) 543-5344
Ground Round (casual)	(508) 668-7990
End Zone (casual)	(508) 543-4000
J.D. Wingers (casual)	(508) 668-9991
Papa Gino's (casual)	(508) 543-1516
Spaghetti Eddie's (casual)	(508) 543-5113
Red Wing (casual)	(508) 668-0453

CATCH ALL THE PATRIOTS ACTION ON **WBZ**

WBZ Radio 1030

Complete play-by-play action on all Patriots games.

Patriots Game Day

4 hour pre-game program

2 hour post-game show

Monday Night Quarterback Show

Live from 7 - 9 pm

Patriots Reports

Monday through Friday

Bill Parcells' Coach Report

Every Monday and Friday

Calling All Sports

Sundays from 6 - 9 pm

WBZ TV4

Patriots pre-season games

Sports Final

Inside Patriots Reports

Sundays at 11:35 pm

WBZ News 4

Inside Patriots Reports

Sundays at 6pm and 11pm

Patriots Game Day Show

Sundays at 12 Noon

WBZ RADIO AND TELEVISION