

NEW ENGLAND
PATRIOTS
1995
MEDIA
GUIDE



MEDIA INFORMATION

The 1995 New England Patriots Media Guide has been prepared to assist all members of the media in their coverage of the Patriots during the 1995 season. Should you require additional information, further assistance or wish to arrange an interview, please contact a member of the Patriots public relations staff – Don Lowery, Stacey James or Barbara Rizzo.

New England Patriots

Foxboro Stadium
60 Washington Street
Foxboro, Mass. 02035
(508) 543-8200
PR Fax: (508) 543-9053

Public Relations Contacts

| | Office Phone | Home Phone |
|-----------------|----------------|----------------|
| • Don Lowery | (508) 384-9104 | (617) 536-7071 |
| • Stacey James | (508) 384-9105 | (508) 699-0722 |
| • Barbara Rizzo | (508) 384-9124 | (508) 660-2668 |

1995 Preseason Schedule

| Date | Results | Opponent | Eastern Time | Coverage |
|----------------|---------|-----------------|--------------|----------|
| Fri., Aug. 4 | - - - | Detroit | 7:00 p.m. | WCVB |
| Sat., Aug. 12 | - - - | Minnesota | 8:00 p.m. | WCVB |
| Thur., Aug. 17 | - - - | at Philadelphia | 8:00 p.m. | TNT |
| Fri., Aug. 25 | - - - | at Raiders | 9:00 p.m. | WCVB |

1995 Regular Season Schedule

| | | | | |
|----------------|-------|------------------|------------|------|
| Sun., Sept. 3 | - - - | Cleveland | 1:00 p.m. | NBC |
| Sun., Sept. 10 | - - - | Miami | 1:00 p.m. | NBC |
| Sun., Sept. 17 | - - - | at San Francisco | 4:00 p.m. | NBC |
| Sun., Sept. 24 | | Bye Week | | |
| Sun., Oct. 1 | - - - | at Atlanta | 1:00 p.m. | NBC |
| Sun., Oct. 8 | - - - | Denver | 8:00 p.m. | TNT |
| Sun., Oct. 15 | - - - | at Kansas City | 1:00 p.m. | NBC |
| Mon., Oct. 23 | - - - | Buffalo | 9:00 p.m. | ABC |
| Sun., Oct. 29 | - - - | Carolina | 1:00 p.m. | FOX |
| Sun., Nov. 5 | - - - | at New York Jets | 1:00 p.m. | NBC |
| Sun., Nov. 12 | - - - | at Miami | 1:00 p.m. | NBC |
| Sun., Nov. 19 | - - - | Indianapolis | 1:00 p.m. | NBC |
| Sun., Nov. 26 | - - - | at Buffalo | 1:00 p.m. | NBC |
| Sun., Dec. 3 | - - - | New Orleans | 1:00 p.m. | FOX |
| Sun., Dec. 10 | - - - | New York Jets | 1:00 p.m. | NBC |
| Sat., Dec. 16 | - - - | at Pittsburgh | 12:30 p.m. | NBC |
| Sat., Dec. 23 | - - - | at Indianapolis | 8:00 p.m. | ESPN |

Blue highlights indicate nationally televised games

ON THE COVER

For the first time in seven years, the Patriots sent three players to the Pro Bowl in 1994. Bruce Armstrong (78) made his third appearance, starting at left tackle for the AFC squad. Ben Coates (87), who set an NFL reception record for tight ends with 96 catches, made his first appearance as a starter and Drew Bledsoe (11) made his first Pro Bowl appearance in just his second season in the NFL. The Pro Bowl triumvirate paced the top-rated passing offense in 1994. The artwork and design for the cover was provided by the Creative Services Division of NFL Properties.



MEDIA GUIDE INDEX

| | | | |
|------------------------------------|-----|-----------------------------------|------------|
| 100 Games-Played | 304 | Historical Highlights | 214 |
| 100-Yard Receivers | 273 | How the Patriots Were Built | 163 |
| 100-Yard Receivers (opponent) .. | 278 | Last Time It Happened | 186 |
| 100-Yard Rushers | 272 | Last Time Playoffs | 307 |
| 100-Yard Rushers (opponent) ... | 276 | Longest Plays | 270 |
| 300-Yard Passers | 275 | | |
| 300-Yard Passers (opponent) | 276 | Medical Glossary | 328 |
| 1776 QB Club Honors | 99 | Monday Night Football | 242 |
| 1994 Year In Review | 169 | NFL Directory | 330 |
| Game-by-Game Review | 191 | NFL Schedule | 332 |
| Game-by-Game Statistics | 176 | | |
| Final Offensive Statistics | 170 | Overtime Games | 240 |
| NFL Standings | 190 | Patriots Cheerleaders | 326 |
| Organizational Movements ... | 188 | Patriots Club | 11 |
| Participation Chart | 183 | Patriots Pro Shop | 12 |
| Starters | 184 | Penalty Comparison | 139 |
| 1995-96 Important Dates | 5 | Playoffs | |
| All-Time Results | | 1994 Review | 174 |
| Preseason | 244 | Game-by-Game | 310 |
| Regular Season | 247 | Tie Breaking Formula | 306 |
| Series | 258 | Records | 308 |
| Anniversary Teams | 212 | Pool Reporters | 322 |
| Attendance Figures by Year | 257 | Pro Bowl Selections | 213 |
| Largest Crowds | 256 | Pronunciation Guide | 165 |
| Biographies | | Radio Broadcast Network | 321 |
| Front Office | 7 | Records | 267 |
| Coaches | 13 | Consecutive | 280 |
| Draft Choices | 146 | Individual | 282 |
| Rookie Free Agents | 156 | Longest Plays | 270 |
| Index | 2 | Playoffs | 308 |
| Veteran Players | 37 | Team | 294 |
| Bryant College | 325 | Record When | 208 |
| | | Rosters | |
| Coaches All-Time Roster | 35 | 1995 Alphabetical | 166 |
| Coaches All-Time Records | 22 | 1995 Numerical | 164 |
| Coldest Games | 49 | All-Time | 219 |
| Contract Expiration Dates | 168 | | |
| | | Staff Directory | 3 |
| Draft (All-Time) | 224 | Strength of Schedule | 334 |
| | | Television Broadcast Network | 320 |
| Foxboro Stadium | 324 | Top 10 Lists | 268 |
| Directions to | 323 | Trades | 231 |
| Free Agent Signings (1995) | 39 | Training Camp | 325 |
| Free Agent Signings (all-time) ... | 238 | Travel Logistics (1995) | 336 |
| Future Super Bowl Sites | 6 | | |
| | | Year-by-Year Leaders | 262 |
| Hall of Fame | 210 | | |

1995 PATRIOTS MEDIA GUIDE CREDITS

This media guide includes an compilation of information which has been gathered and preserved by each of the previous public relations departments. Many thanks to everyone who has helped prepare this information.

Associate Editor: Don Lowery

Written: Stacey James and Anthony Moretti

Special Assistance: Barbara Rizzo, Marlon Toon and Mark Jackson

Typesetting and Design: Stacey James

Printing: Hart Printing, Boston, Mass.

Advertising Sales: Mitch Hardin and Tracey Goulet

Photos: Patriots' team photographer David Silverman and Tom Croke.



BIOGRAPHICAL INDEX

| Name | Page | Name | Page |
|-------------------------|------|--------------------------|------|
| Abrams, Bobby | 38 | Landry, Greg | 159 |
| Adams, Daniel | 156 | Lane, Max | 103 |
| Alford, Eric | 156 | Law, Ty | 147 |
| Andrews, David | 157 | Lee, Kevin | 104 |
| Armstrong, Bruce | 40 | Legette, Burnie | 105 |
| Arthur, Mike | 42 | Lewis, Vernon | 106 |
| Bahr, Matt | 43 | Martin, Curtis | 149 |
| Barnett, Troy | 50 | McGinest, Willie | 107 |
| Bledsoe, Drew | 51 | Meggett, David | 109 |
| Bowden, Andre | 60 | Moore, Brandon | 116 |
| Brisby, Vincent | 61 | Moore, Marty | 117 |
| Brown, Corwin | 63 | Moore, Will | 119 |
| Brown, Troy | 65 | O'Neill, Pat | 120 |
| Brown, Vincent | 66 | Palmer, Chris | 27 |
| Bullard, Kendrick | 157 | Parcells, Bill | 14 |
| Burke, John | 69 | Parker, Jeff | 160 |
| Cade, Eddie | 157 | Parker, Johnny | 28 |
| Carthon, Maurice | 23 | Perkins, Ray | 29 |
| Catanho, Alcides | 158 | Philyaw, Dino | 154 |
| Coates, Ben | 70 | Pitts, Mike | 121 |
| Collins, Todd | 75 | Pope, Michael | 30 |
| Crennel, Romeo | 24 | President, Andre | 160 |
| Crittenden, Ray | 77 | Provo, Dwayne | 160 |
| Croom, Corey | 78 | Ray, Leonard Jr. | 124 |
| Dellenbach, Jeff | 80 | Ray, Terry | 125 |
| DeOssie, Steve | 82 | Reynolds, Ricky | 126 |
| Ellis, Elbert | 84 | Roberts, Tim | 129 |
| Francisco, Paul | 85 | Rucci, Todd | 131 |
| Gash, Sam | 86 | Sabb, Dwayne | 132 |
| Gisler, Mike | 88 | Scarnecchia, Dante | 31 |
| Graham, Hason | 158 | Skene, Doug | 134 |
| Grant, Rupert | 158 | Slade, Chris | 135 |
| Green, David | 159 | Stanley, Sylvester | 138 |
| Grier, Bobby | 11 | Stayer, Jim | 160 |
| Groh, Al | 25 | Suarez, Mike | 161 |
| Guyton, Myron | 89 | Sweatman, Mike | 32 |
| Hand, Jon | 91 | Trott, Bob | 33 |
| Harlow, Pat | 93 | Tylski, Rich | 139 |
| Hausmann, James | 12 | Walker, Bruce | 140 |
| Henry, Mario | 94 | Walker, Jay | 141 |
| Hitchcock, Jimmy | 151 | Wasynczuk, Andy | 10 |
| Hoaglin, Fred | 26 | Weis, Charlie | 34 |
| Holcomb, Sean | 159 | Whigham, Larry | 142 |
| Hurst, Maurice | 95 | White, Brian | 161 |
| Johnson, Ted | 148 | White, Reggie | 143 |
| Jones, Aaron | 98 | Wohlabaugh, Dave | 153 |
| Jones, Mike | 100 | Wright, Byron | 161 |
| Kraft, Jonathan | 9 | Yancy, Carlos | 155 |
| Kraft, Robert | 8 | Zolak, Scott | 144 |
| Kratch, Bob | 101 | | |

PRONUNCIATION GUIDE

| | |
|---------------------------------------|-------------------------------|
| Andre Bowden (BOU-den) | Willie McGinest (Mc-GINN-est) |
| Vincent Brisby (BRIZ-be) | Dino Philyaw (PHIL-yaw) |
| John Burke (BURK) | Todd Rucci (ROO-chee) |
| Alcides Catanho (al-C-DEES cah-TAN-O) | Doug Skene (SKEEN) |
| Mike Gisler (GEESE-ler) | Mike Suarez (SWAR-ez) |
| Hason Graham (ha-SAWN) | Rich Tylski (TILL-ski) |
| Burnie Legette (leh-GET) | Dave Wohlabaugh (WOOL-uh-bah) |



1995 CLUB DIRECTORY

EXECUTIVE ADMINISTRATION

Robert K. Kraft, Owner and CEO
Jonathan A. Kraft, Vice President/
 Owner's Representative
Andy Wasynczuk, Vice President/
 Business Operations

ADMINISTRATIVE SUPPORT STAFF

Kim Norton, Executive Assistant to the
 President
Joanne Nichols, Benefits Administrator
Joan Bishop, Administrative Assistant
Edie Myers, Stadium Operations
Ray Myers, Stadium Operations
Cheryl Cohen, Receptionist
Mary Ann Grieves, Receptionist
Eva Lang, Receptionist

SCOUTING AND PERSONNEL

Bobby Grier, Director of Player
 Personnel
Andre Tippet, Director of Player
 Resources
Charles Army, Director of College
 Scouting
Bucko Kilroy, Scouting Consultant
Dave Uyrus, Asst. Pro Scouting
 Director
Edwin Bailey, Personnel Scout
Robert Cegelski, Personnel Scout
Larry Cook, Personnel Scout
Chris Grier, Personnel Scout
Paul Pawlak, Personnel Scout
Mike Pollom, Personnel Scout
Ken Sternfeld, Personnel Scout
Joe Ziobro, Scouting Assistant
Nancy Meier, College and Pro
 Scouting Coordinator

COACHING STAFF

Bill Parcells, Head Coach
Maurice Carthon, Offensive Assistant
 Fullbacks/Special Teams
Romeo Crennel, Defensive Line
Al Groh, Defensive Coordinator/
 Linebackers
Fred Hoaglin, Offensive Line
Chris Palmer, Wide Receivers
Johnny Parker, Strength and Conditioning
Ray Perkins, Offensive Coordinator
Michael Pope, Tight Ends
Dante Scarnecchia, Defensive Assistant/
 Linebackers
Mike Sweatman, Special Teams
Bob Trott, Defensive Backs
Charlie Weis, Running Backs

FOOTBALL SUPPORT STAFF

Ron O'Neil, Head Trainer
Kirk Brumels, Assistant Trainer
Don Brocher, Equipment Manager
John Hillebrand, Asst. Equipment Mgr.
Ken Deininger, Video Director
Jimmy Dee, Assistant Video Director
Kathleen O'Neill, Administrative
 Assistant to Coaching Staff
Frank Mendes, Team Security
Bertram Zarins, M.D., Team Physician
Dr. Armand Nicholi, Team Psychiatrist/
 Director of Substance Abuse Program

LEGAL COUNSEL

Richard Karelitz, General Counsel

ACCOUNTING DEPARTMENT

James Hausmann, Vice President/
 Finance
Virginia Widmann, Controller
Susan Desrosiers, Accounting Assistant
Keeva O'Connor, Accounting Manager
Maureen Doherty, Accounting Asst.

DATA PROCESSING DEPARTMENT

Carl Katzeff, Mgr. of Information
 Technology (Rand-Whitney Group)
Peg Myers, Mgr. of Management
 Information System
Peter MacDonald, Programmer

PUBLIC/COMMUNITY RELATIONS STAFF

Don Lowery, Director of Public and
 Community Relations
Stacey James, Director of Media
 Relations
Dianne McCaffrey, Associate Director -
 NE Patriots Charitable Foundation
Barbara Rizzo, Public Relations Asst.
Anthony Moretti Jr., Staff Assistant
Peggy Roettger, Public Relations Asst.
Marlon Toon, Intern
David Silverman, Team Photographer

PATRIOTS FOOTBALL WEEKLY STAFF

Fred Kirsch, Editor-in-Chief
Lynne Ostrowski, Editorial Assistant

SALES AND MARKETING STAFF

Daniel A. Kraft, Director of Corporate
 Marketing and Broadcast Sales
Mitch Hardin, Director of Sales
Tracey Goulet, Marketing Services
 Manager
Pam Roche, Senior Account Executive
John Kelly, Sales Associate
Bill Nelsen, Sales Associate
David Pearlstein, Sales Associate
Caroline Jones, Marketing Assistant
Tracy Sormanti, Cheerleader Director
 and Choreographer

PRO SHOP STAFF

Chris Thoms, Merchandise Programs Mgr.
Mike Perriello, Pro Shop Asst.

TICKET SALES STAFF

Mike Nichols, Director of Ticket
 Operations
Ben Lentz, Asst. Director of Ticket
 Operations

STADIUM OPERATIONS/CONCESSIONS

Brian O'Donovan, General Manager of
 Foxboro Stadium
Dan Murphy, Director of Stadium
 Operations
Bernie Reinhart, Director of Building
 Services
Jeff Davenport, Concessions Manager
Al Labelle, Catering Manager
Jayne Cadorette, Concessions Assistant
Michele Kelley, Stadium Supervisor Asst.
Pierre Landry, Field Superintendent
Dennis Brolin, Operations Assistant
Mike Titus, Assistant Building Services
 Supervisor

STADIUM SECURITY

John Barry, Security Director

**INTERVIEW/CREDENTIAL REQUESTS****NEW ENGLAND PATRIOTS****Address**

Foxboro Stadium
 60 Washington Street
 Foxboro, MA 02035
 (508) 543-8200
 (508) 543-9053 - PR Fax

Private Numbers

Don Lowery 508-384-9104
 Stacey James 508-384-9105
 Barbara Rizzo 508-384-9124

Interview Requests: All interview requests for Patriots players, coaches or members of the administration must be channeled through the Patriots public relations department. Head coach Bill Parcells will address the media during press conferences on Monday, Wednesday, Thursday and Friday and following each game throughout the season. Players will be available during their lunch break in the Patriots Stadium Club on the same days. The locker room will be open from 11:45 a.m. till 12:30 p.m. Any media member in need of locker room access will be escorted by a member of the Patriots public relations staff.

Credential Requests: All credential requests must be submitted in writing to Don Lowery at least one week in advance. Accredited media will be issued credentials on a priority basis, based on size of affiliation. Arrangements to pick up individual game credentials can be made with Don Lowery during the week of the game. All remaining credentials will be left at Press Will Call outside the press elevator at Gate 4.

Walking Directions from the Stadium to the Locker Room: An escort will be provided for members of the media with five minutes remaining in the game. After that, please take the press elevator to the ground level and continue north (straight ahead) when exiting the stadium. Continue down the hill and enter, showing your media credential, at Gate 1 (visitor locker room ramp). Both locker rooms will be open to the media after a brief cool down period following the game.

**DAY OF GAME PHONE DIRECTORY****League Contacts**

NFL League Office (212) 758-1500
 Elias Sports Bureau (212) 869-1530

Day of Game Stadium Phone Lines

Press Box (508) 543-8500
 Administration Offices (508) 543-8200

Transportation

Foxboro Cab (Foxboro) (508) 543-5333
 Town Taxi (Mansfield) (508) 339-3771
 Yellow Cab (Norwood) (617) 769-4100
 Checker Cab (Boston) (617) 536-7000

Restaurants

Luciano's (formal) (508) 384-3050
 Lafayette House (formal) (508) 543-5344
 Ground Round (casual) (508) 668-7990
 Piccadilly Pub & Restaurant (casual) (508) 543-0535
 Big Smoky Valley Steakhouse (dinner) (508) 668-5505



1995 IMPORTANT DATES

(All Times Eastern)

| | |
|--------------|---|
| June 15 | Deadline for club to withdraw qualifying offer to restricted free agents and still retain exclusive negotiating rights by substituting tender of one-year contract at 110 percent of previous year's salary. |
| July 15 | Signing period ends at 4 p.m. for unrestricted free agents to whom June 1 tender was made by old club, transition players, and franchise players who are subject to the rules for transition players. After this date and through 4 p.m. on November 7, the old club has exclusive negotiating rights to these players. |
| July 15 | Deadline for a player who has practiced and/or played in a minor league in 1995 to sign in the NFL without being required to clear Procedural Recall waivers. |
| July 20 | All Patriots players report to training camp at Bryant College in Smithfield, R.I. |
| July 29 | Pro Football Hall of Fame Game, Canton, Ohio Carolina Panthers vs. Jacksonville Jaguars. |
| August 4 | If a drafted rookie has not signed with his club by this date, he may not be traded to any other club in 1995. |
| August 4 | Deadline for players under contract to report in order to earn a season of free agency credit. |
| August 4 | 1995 Preseason Opener Patriots vs. Detroit (7 p.m.). |
| August 5 | American Bowl, Tokyo, Japan Denver vs. San Francisco. |
| August 12 | Patriots vs. Minnesota (8 p.m.). |
| August 12 | American Bowl, Toronto, Canada Buffalo vs. Dallas. |
| August 17 | Patriots at Philadelphia (8 p.m.). |
| August 22 | Roster cutdown to maximum of 60 players by 4 p.m. Carolina and Jacksonville are permitted to retain 65 players. |
| August 25 | Patriots at Raiders (9 p.m.). |
| August 27 | Roster cutdown to Maximum of 53 players on Active/Inactive List by 4 p.m. Clubs may dress a minimum of 42 and a maximum of 45 players and a third quarterback for each regular season game. Carolina and Jacksonville are permitted to retain 56 players until after their third regular season game. |
| August 28 | After 4 p.m., clubs may establish a practice squad of five players by signing free agents who do not have a season of free agency credit unless season was spent on reserve/injured or reserve/physically unable to perform lists. |
| September 1 | All clubs are required to identify their 49-player active list by 7 p.m., on this Friday and there after on each Friday before a regular-season Sunday game. |
| September 3 | 1995 Regular Season Opener. Patriots vs. Cleveland (1 p.m.). |
| September 10 | Patriots vs. Miami (1 p.m.). |
| September 17 | Patriots at San Francisco (4 p.m.). |
| September 18 | Carolina and Jacksonville are required to reduce their active/inactive lists from 56 to 53 players. |
| September 24 | Patriots Bye Week. |

**1995-96 IMPORTANT DATES (cont.)**

| | |
|----------------|--|
| October 1 | Patriots at Atlanta (1 p.m.). |
| October 8 | Patriots vs. Denver (8 p.m. on TNT). |
| October 10 | All trading ends at 4 p.m. |
| October 15 | Patriots at Kansas City (1 p.m.). |
| October 23 | Patriots vs. Buffalo (9 p.m. on ABC). |
| October 29 | Patriots vs. Carolina (1 p.m.). |
| October 30 | Deadline for 1995 for an increase in a player's salary to be counted as salary for the current year. Any increase in a player's 1995 salary negotiated after this date will be treated as a signing bonus. |
| November 5 | Patriots at New York Jets (1 p.m.). |
| November 7-8 | NFL Fall Meeting, Dallas, Texas. |
| November 12 | Patriots at Miami (1 p.m.). |
| November 19 | Patriots vs. Indianapolis (1 p.m.). |
| November 26 | Patriots at Buffalo (1 p.m.). |
| December 3 | Patriots vs. New Orleans (1 p.m.). |
| December 10 | Patriots vs. New York Jets (1 p.m.). |
| December 16 | Patriots at Pittsburgh (12:30 p.m. on NBC national). |
| December 22 | Deadline for waiver request in 1995, except for "special waiver requests" which have a 10-day claiming period, with termination or assignment delayed until after the Super Bowl. |
| December 23 | Patriots at Indianapolis (8 p.m.). |
| December 26 | Clubs may begin signing free agent players for the 1996 season. |
| December 30-31 | Wild-Card Playoff Games. |

1996 IMPORTANT DATES

| | |
|---------------|---|
| January 6-7 | Divisional Playoff Games. |
| January 14 | AFC and NFC Championship Games. |
| January 28 | Super Bowl XXX Sun Devil Stadium – Tempe, Ariz. |
| February 1 | First day clubs can designate franchise or transition players. |
| February 4 | AFC-NFC Pro Bowl, Honolulu, Hawaii. |
| February 5 | Waiver system begins for 1996. Players with at least four previous pension-credited seasons that a club desires to terminate are not subject to the waiver system until after the trading deadline. |
| February 8-12 | Combine Timing and Testing, RCA Dome, Indianapolis, Indiana |
| February 15 | Deadline for clubs to submit offer of minimum salary to retain exclusive negotiating rights to their players with fewer than three seasons of free agency credit whose contracts have expired. |
| February 16 | Free Agency period begins. |

FUTURE SUPER BOWL SITES**Super Bowl XXX**

January 28, 1996 Sun Devil Stadium, Tempe, Arizona

Super Bowl XXXI

January 26, 1997 Superdome, New Orleans, Louisiana

Super Bowl XXXII


January 25, 1998 Jack Murphy Stadium, San Diego, Calif.



1995 NEW ENGLAND PATRIOTS

FRONT OFFICE



**ROBERT K. KRAFT**

**Owner and
Chief Executive Officer**

Robert Kraft begins his second season as owner of the New England Patriots after leading the organization through a historic turnaround during one of the most exciting seasons in the 35 years of the franchise's existence.

Kraft's fulfillment of his commitment to provide the team with the resources to make it a competitive National Football League franchise has helped the team reach a level of popularity unmatched since its founding. In his first year of ownership, the Patriots announced a complete sellout for the season prior to the 1994 home opener – assuring that every game would be televised throughout the local region for the first time in Patriots history. What fans saw was a season-ending seven game win streak that put the Patriots in the playoffs for the first time since 1986.

The excitement generated by the team's performance in 1994 propelled season ticket sales to an unprecedented level. On March 30, 1995, season ticket sales were capped at 59,000, allowing just over 1,200 tickets per game to be sold on an individual basis. Those tickets were released for sale on Saturday, April 29 and, within 30 minutes, all 12,000 seats were sold. It is the first time in franchise history that the team has been completely sold out for every game, including both preseason games.

Kraft has strong personal ties to the Patriots. He became a fan of the Boston Patriots in the early '60s when the American Football League franchise played at Fenway Park. When the team moved to Foxboro, Kraft became a season ticket holder, which he has held since 1972. He still credits Patriots games at Foxboro as some of his warmest memories of raising his family.

A native of Brookline, Mass., Kraft attended local public schools before entering Columbia University on an academic scholarship. While attending Columbia, he also played football. Upon graduation, he received a fellowship to attend the Harvard School of Business, where he earned a master's degree in business administration.

Kraft began his business career with the Rand-Whitney Group, Inc. of Worcester, Mass., a company he later acquired. In 1972, he founded International Forest Products, a trader of paper commodities which does business in over 80 countries around the world. Together, Rand-Whitney and International Forest Products comprise one of the largest privately-owned paper and packaging companies in the United States.

In addition, Kraft is president of the International Forest Products Group of Companies, which has manufacturing operations in Europe, South America, Asia and the Middle East. From 1986 to 1991, he was president and a major shareholder of the New England Television Corp., the parent company of WHDH-AM and WHDH-TV, then the CBS network affiliate in Boston. He is currently the chairman of Chestnut Hill Management, a money management firm which specializes in high-return equities. In addition to owning the Patriots, he also owns the stadium in which they play – Foxboro Stadium. The stadium is New England's premier family entertainment venue and has been the host of




many major music acts over the past several years, including the Rolling Stones, Aerosmith and Elton John. In 1994, Foxboro Stadium was one of nine venues nationwide to host the World Cup, soccer's premier event. Since then, Kraft has taken ownership of the Boston franchise in the newly formed Major League Soccer, which will begin play in the spring of 1996.

Kraft has had a long-time interest in sports. In the 1970s, he was the owner of the Boston Lobsters professional tennis team and recruited the legendary Martina Navratilova to join the squad. Navratilova went on to win her first Wimbledon after Kraft brought in tennis coach Roy Emerson to train the international tennis star.

Over the past 20 years, Kraft and his wife, Myra, have been very active in charitable and civic affairs. He serves on the Executive Committee of the Dana-Farber Cancer Institute. Kraft serves on the Board of Overseers of the Boston Symphony Orchestra. He is also a trustee of Columbia University and serves on the Board of Directors for the Harvard Business School. He is the recipient of honorary degrees from Boston University, Curry College and Suffolk University.

JONATHAN A. KRAFT



**Vice President
Owner's Representative**


Jonathan A. Kraft, entering his second season with the Patriots, was appointed Vice President and Owner's Representative on January 21, 1994. He was a key figure in the negotiations which led to the purchase of the franchise. In his current role, he assists each of the organization's departments in strategic planning and is one of the team's representatives to the National Football League.

In addition to his role with the Patriots, Kraft will continue as the Chief Executive Officer of Rand-Whitney Containerboard, the only paper company in the world which manufactures products from 100 percent post-consumer waste and 100 percent post-consumer waste water. He will continue to serve as a director for both the Rand-Whitney Group and International Forest Products.

Kraft played the lead role in securing the 1991 and 1992 National Earth Day concerts at the stadium. He has been the chief negotiator for the stadium in securing the appearances of a number of major musical acts, including The Rolling Stones, Aerosmith, Elton John and Billy Joel. The Greater Boston Convention and Visitors Bureau, Inc. presented Kraft with the "Spirit of Tourism" Award for his work in promoting tourism and economic activity in the state.

Kraft is a graduate of Williams College and received his MBA degree from the Harvard School of Business. He is on the board of directors for several organizations including the New England Israeli Chamber of Commerce and the Genesis Fund. He is also on the board of trustees for the Belmont Hill School.

Jonathan Kraft was born on March 4, 1964 in Brookline, Mass. He and his wife Patti live in Boston, Mass.

**ANDY WASYNCZUK****Vice President
Business Operations**


Andy Wasynczuk, entering his second season with the Patriots, was appointed Vice President of Business Operations on January 21, 1994. He is responsible for overseeing the daily operations of each department in the organization. This year, he is playing an expanded role in the football operations of the team. His duties include contract negotiations, player signings and salary cap management.

Prior to joining the Kraft's organization, Wasynczuk was a consultant at Bain and Company in Boston, an internationally recognized consulting firm. At Bain, he developed market strategies and business plans for international corporations in the packaging and financial service industries. In January 1989, he joined Foxboro Stadium Associates as the Chief Operating Officer. His responsibilities included the overall management of the stadium and overseeing the long-term development of the stadium complex. During his tenure as the stadium's COO, he greatly expanded the variety of entertainment presented at the location. The facility is now among the busiest in the world and was selected as the Boston venue to host the 1994 World Cup. He has also played an instrumental role in securing a Major League Soccer franchise for the Boston area, which will begin play in 1996.

Wasynczuk earned a bachelor's and a master's degree in electrical engineering from Case Western Reserve University. After attaining his master's degree, he matriculated to the Harvard School of Business, where he earned his MBA.

He has served on the Board of Directors for Boston Soccer and is a member of the Governor's Sports Council. He remains active in a variety of community activities and is a member of the Executive Council and the Board of Trustees of the Park Street Church. He is a frequent guest speaker at local community service organizations and various academic institutions.

Andy Wasynczuk was born February 18, 1957 in Chicago, Ill. He and his wife Rebecca have a daughter, Katherine Sophia (12/2/93), and reside in Westwood, Mass.

**BOBBY GRIER****Director of Player
Personnel**

Bobby Grier was appointed Director of Player Personnel on February 6, 1995. He is responsible for overseeing all aspects of pro and college scouting and the evaluation of current and prospective Patriots players.

Grier first joined the Patriots in 1981 as the team's running backs coach. In 1982, he moved to Northwestern University where he served as offensive coordinator for Dennis Green, currently head coach of the Minnesota Vikings. Later that year, he returned to the Patriots as a college scout and remained in that position until 1985 when he became running backs coach for former Patriots head coach Raymond Berry. He served in that capacity until 1993, when he became Director of Pro Scouting.

He began his coaching career as an assistant at Kettering (Mich.) High School in 1966. He spent four years at Kettering before being named the head coach at Martin Luther King High in Detroit, Mich., a position he held for four years. In 1974, Grier moved to Eastern Michigan University as a running backs coach. After four years at Eastern Michigan, he accepted an assistant coaching position at Boston College in 1978. He remained at BC as the Eagles' running backs coach until he joined the Patriots in 1981.


An outstanding collegiate running back at the University of Iowa, Grier was a three-year starter and led the Hawkeyes in rushing as a senior. In addition, he was named honorable mention All-Big Ten following his junior and senior seasons.

Grier was born on November 10, 1943 in Detroit, Mich. He and his wife Wendy have two sons, Chris (3/24/70) and Michael (1/5/75). The family resides in Holliston, Mass.

**NOW YOU CAN ENTERTAIN IN THE PATRIOTS CLUB
AT FOXBORO STADIUM**

Hold your next function at the home of the New England Patriots. The Patriots Club at Foxboro Stadium is an ideal location for business meetings, banquets, reunions, wedding receptions, bar mitzvahs and holiday parties. The next time you are planning a special event, consider the superb catering, personal attention and convenient location offered at the Patriots Club in Foxboro Stadium.

For reservation information, please contact the Patriots' concessions services director Al Labelle at **(508) 543-8200**.

**JAMES R. HAUSMANN****Vice President
Finance**

Jim Hausmann, now in his fourth season with the Patriots, was appointed Vice President of Finance on January 21, 1994. His primary duty as Chief Financial Officer is to oversee all financial activity involving the organization's football and stadium operations. He reports directly to Robert Kraft on all matters involving the financial aspects of the Patriots and Foxboro Stadium.

Hausmann joined the Patriots on May 17, 1992 as its Vice President and Chief Financial Officer. During 1993, he also served as the Executive Vice President of Business Operations.

Before joining the Patriots, Hausmann was employed as a senior audit manager with the international accounting firm of Deloitte Haskins & Sells (now Deloitte & Touche) in its St. Louis, Mo. office from 1970-84 and 1990-92 and as the chief financial officer of a regional stock brokerage firm in St. Louis from 1985-89.

Hausmann graduated from Southern Illinois University in 1970 with a B.S. degree in business administration and accounting. In 1973, he earned his CPA certificate while working at Deloitte.

James Hausmann was born November 18, 1948 in Collinsville, Ill. Jim and his wife, Terri, have three children – Jennifer, Kyle and Brian – and reside in Foxboro, Mass.

NEW AND IMPROVED PATRIOTS PRO SHOP


The Patriots have opened a new and improved Pro Shop just in time for the 1995 season. Fans will now find over 4,000 square feet of NFL licensed merchandise and apparel to choose from with sizes to fit the whole family. The Pro Shop carries a wide selection of Patriots apparel, including caps, t-shirts, sweatshirts and jackets from the largest brand name manufacturers in the industry – including APEX, Starter, Champion, Logo Athletic, Pro Player, Lee Sport and Reebok.

The Pro Shop is located in the administration lot at Foxboro Stadium (P4 Lot). Beginning in August, and continuing throughout the season, the Patriots Pro Shop will be open Monday through Saturday from 9 a.m. to 5 p.m. and during all home games.

To receive your 1995 Mail Order Catalog, please call the Patriots Pro Shop at **(508) 543-2561** and a customer service representative will be happy to assist you.

And remember, for the greatest selection of authentic Patriots merchandise in New England, be sure to visit the Patriots Pro Shop!



**BILL PARCELLS**

Head Coach
14th NFL Season
11th NFL Season as a
Head Coach
3rd Patriots Season

Bill Parcells became the 12th head coach of the New England Patriots on January 21, 1993. At a press conference that day, Parcells discussed his objective upon returning to New England to finish his coaching career.

"I want to improve the Patriots to the point where we can compete for a championship," stated the two-time Super Bowl champion. "I pledged to the fans and the players that I won't rest until we approach that goal."

What sounded like a lofty goal for a coach who had just inherited a 2-14 team now appears within reach after just two seasons under his direction.

The rebuilding process began the day Parcells took command. Committed to bringing New England an NFL championship, Parcells immediately began assembling a solid foundation of young talent from which to build. His first order of business was to acquire a strong, young quarterback to lead the Patriots, which he did with the selection of Drew Bledsoe, the first pick in the 1993 NFL draft.

His Patriot auditions led to the acquisition of over 30 new players for the 1993 season. He and his staff worked diligently to assemble the new talent and to develop it into a cohesive unit. The Patriots showed weekly progress throughout the season and improved in nearly every statistical category from the previous year. In 1992, the Patriots ranked 27th in the league in offense and 19th in defense. In just one season, they improved to 12th offensively and 13th defensively. One of the most telling turnabouts attributed to Parcells was the elimination of penalties upon his arrival. In 1992, New England was one of the two most penalized teams in the league (111 penalties for 1,051 yards). One year later, they boasted the fewest penalties in the league (64 for 468 yards). The weekly improvement during the season culminated into a season-ending four-game win streak, the team's longest season-ending streak since 1976.

In 1994, fans saw the development of the young talent Parcells had assembled transcend from a 3-5 team at midseason into a 10-6 playoff team. After scoring 26-unanswered points in a 26-20 overtime victory vs. the Minnesota Vikings (11/13/94), the Patriots launched a season-ending seven-game win streak. The streak catapulted the Patriots from worst in the AFC East standings into a tie for first and a wild-card playoff berth.

For the Patriots, it was their first winning season in six years and their first postseason appearance since 1986. Parcells' ability to rebuild the team from a 2-14 record in 1992 into a playoff team just two seasons later led to a number of postseason accolades for the veteran coach. At season's end, Parcells carted off seven Coach of the Year honors from Associated Press, the Maxwell Club and various football publications.

The season-ending victory over Chicago (12/24/94) not only



clinched a playoff berth for the team, but it also cast Parcells among the elite in his profession as he became just the 25th coach in NFL history to register 100 career victories. Having accomplished that milestone in just 10 seasons in the NFL reflects the success he has enjoyed. Entering the 1995 season, only Don Shula (337 wins), Dan Reeves (138), Marv Levy (127) and Marty Schottenheimer (108) have more career victories among active coaches. In addition, Parcells is only one of three active coaches to have claimed multiple NFL titles (1986 and 1990), along with Shula (with Miami in 1972 and 1973) and San Francisco's George Seifert (1989 and 1994).

His first head coaching opportunity was presented to him while serving as an assistant coach on Ray Perkins' New York Giants coaching staff. Following the 1982 regular season, Perkins resigned as the team's head coach and was named the successor to Paul "Bear" Bryant at the University of Alabama. Parcells was then promoted from defensive coordinator to fill the head coaching vacancy.

In 1983, Parcells inherited a team that was coming off losing records in eight of their previous nine seasons and had been to the playoffs just once in 20 years. As if that were not enough to overcome, the club was besieged by injuries, as 25 players spent a portion of their season on the injured reserve list. Those injuries were a major factor in the Giants' league-leading 58 turnovers that season.

Yet, the hurdles the first-year head coach had to overcome on the field were minute in comparison to those he had to endure off the field. The tragic chain of events began in October of 1983 when Parcells lost his backfield coach and friend, Bob Ledbetter, who died of a sudden stroke. That was followed by the passing of former Giant running back Doug Kotar and the deaths of both of Parcells' parents within six weeks of each other late in the season.

That year, the team finished with a 3-12-1 record – last in the division. Arguably, it was the toughest year a rookie coach has had to endure in modern NFL history. Despite that, Parcells prevailed and following the season began working diligently to rebuild the franchise.

In 1984, the Giants began their metamorphosis. Between the years 1984 and 1990, New York recorded six winning seasons, including five trips to the playoffs and two Super Bowl Championships. During his eight seasons, Parcells totaled an 85-52-1 career record (.620 winning percentage), second among the winningest coaches in Giants history, behind the legendary Hall of Famer Steve Owen (151-100-17).

In an effort to prevent another injury-prone season, Parcells initiated a year-round conditioning program. The program had an immediate effect, reducing the number of players listed on injured reserve from 25 in 1983 to only seven in 1984. The Giants finished second in the NFC East with a 9-7 record and qualified for a wild-card playoff berth. Parcells notched his first playoff victory in his first attempt, with a 16-13 decision over the Los Angeles Rams. The following week, the Giants lost a hard-fought game to the eventual Super Bowl champion San Francisco 49ers, 21-10. In recognition of his accomplishments, Parcells earned NFC East Coach of the Year honors by *Pro Magazine* and finished second in two major NFL Coach of the Year polls one to the 49ers' Bill Walsh and the other to Seattle's Chuck Knox.

In 1985, New York finished 10-6 and returned to the playoffs. In the first round they avenged their 1984 playoff loss with a 17-3 victory over the defending champion San Francisco 49ers. The following week, the Giants were again ousted from the playoffs by the eventual Super Bowl champion, the Chicago Bears. The back-to-back playoff appearances was a task that no other Giant coach had accomplished in over 20 years.

In 1986, Parcells' Giants registered their greatest single-season record ever with 17 wins and only two defeats. They also set a club mark



by winning 12 consecutive games, which culminated with a 39-20 triumph over the Denver Broncos in Super Bowl XXI. In three playoff games, the Giants set an NFL record for cumulative margin of victory with a 102-23 advantage. Parcells was named NFL Coach of the Year in nearly every major publication in the country, a fitting tribute for the spectacular season that he had masterminded.

In 1989, Parcells again earned NFL Coach of the Year honors from NFL Films and NFC Coach of the Year honors from the *Washington Post* for his 12-4 first-place finish. The following season, Parcells led New York's triumphant return to the Super Bowl, winning a dramatic 20-19 decision over the Buffalo Bills. Following the 1990 championship season, Parcells learned of a threatening heart condition and on May 15, 1991 resigned from coaching.

Prior to accepting the Patriots head coaching responsibilities in 1993, Parcells spent two seasons as an NBC Sports football analyst. In the fall of 1991, he served as a studio host with Bob Costas, O.J. Simpson and Will McDonough. The following year, he returned to NBC as a game analyst and provided color commentary alongside veteran play-by-play announcer Marv Albert. Parcells' broadcast career was postponed when physicians gave him the medical "green light" to resume his coaching career, which the Patriots made possible by offering him their head coaching responsibilities on January 21, 1993.

The Oradell, N.J. native was a member of the first graduating class at River Dell (Oradell) High in 1959. He was a three-sport letterman, starring in basketball, football and baseball. He captained and earned all-league honors in each of the respective sports. The tri-sport captain saw double-duty in football, as a quarterback and linebacker, and in baseball as a pitcher and catcher.

He attended Colgate in 1960, then transferred to Wichita State (1961-63), where he excelled as a linebacker. In a game against Tulsa, Parcells ravished the Golden Hurricane backfield, compiling 20 tackles and six sacks. He earned All-Missouri Valley Conference honors as a senior and played in the 1963 Blue-Gray and 1964 College All-Star Games. Opting for a coaching career, rather than playing professionally, he joined the staff at Hastings College (Neb.) in 1964 as a defensive assistant. He returned to his alma mater in 1965 to coach the defensive line, before joining Tom Cahill's staff at West Point as the linebacker coach in 1966. After coaching Army's Black Knights for four seasons (1966-69), he directed the linebackers at Florida State for three years (1970-72). He then went on to serve as defensive coordinator at both Vanderbilt (1973-74) and Texas Tech (1975-77). He received his first head coaching assignment at the Air Force Academy in 1978, where he piloted the Cadets to a 3-8 record.

Parcells left the collegiate circuit in 1979 to accept an assistant position on Ray Perkins' staff with the New York Giants. Personal matters forced Parcells to resign from the Giants prior to the season.

In 1980, he resumed his coaching career as the New England Patriots' linebackers coach on Ron Erhardt's staff. The following season, Parcells left New England to return to the New York Giants as Perkins' defensive coordinator and linebackers coach. Prior to his arrival, the Giants had allowed 425 points to the opposition in 1980. In his first season with the Giants, Parcells installed the 3-4 defense, revamped the secondary and produced a defensive unit which allowed only 257 points and finished the year ranked third in the league. New York posted a 9-7 record, the first winning season recorded in nine years, and qualified for the playoffs for the first time since 1963. The following year, the Giants finished with a 4-5 record during the strike-shortened 1982 season. Following the season, Coach Perkins announced his resignation and the Giants named Parcells as his successor. Nearly 10 years later, the two coaches were reunited when Parcells



named Perkins as his offensive coordinator.

He was born Duane Charles (Bill) Parcells on August 22, 1941, in Englewood, N.J. Bill and his wife, Judith, have three daughters; Suzy, Jill and Dallas, and one grandson, Kyle.

BACKGROUND: Defensive assistant, Hastings (Neb.) College (1964) ... defensive line coach, Wichita State (1965) ... linebackers coach, Army (1966-69) ... linebackers coach, Florida State (1970-72) ... defensive coordinator, Vanderbilt (1973-74) ... defensive coordinator, Texas Tech (1975-77) ... head coach, Air Force Academy (1978) ... linebackers coach, New England Patriots NFL (1980) ... defensive coordinator/linebackers coach, New York Giants NFL (1981-82) ... head coach, New York Giants NFL (1983-90) ... head coach, New England Patriots NFL (1993-present).

BILL PARCELLS' HEAD COACHING RECORD

NFL Regular Season Totals

| Year | Team | W | L | T | Pct | Finish |
|-------------------------|----------|----|----|---|------|---------------|
| 1983 | Giants | 3 | 12 | 1 | .219 | 5th, NFC East |
| 1984 | Giants | 9 | 7 | 0 | .563 | 2nd, NFC East |
| 1985 | Giants | 10 | 6 | 0 | .625 | 2nd, NFC East |
| 1986 | Giants | 14 | 2 | 0 | .875 | 1st, NFC East |
| 1987 | Giants | 6 | 9 | 0 | .400 | 5th, NFC East |
| 1988 | Giants | 10 | 6 | 0 | .625 | 2nd, NFC East |
| 1989 | Giants | 12 | 4 | 0 | .750 | 1st, NFC East |
| 1990 | Giants | 13 | 3 | 0 | .813 | 1st, NFC East |
| 1993 | Patriots | 5 | 11 | 0 | .313 | 4th, AFC East |
| 1994 | Patriots | 10 | 6 | 0 | .625 | 2nd, AFC East |
| Totals -10 Years | | 92 | 66 | 1 | .582 | |

NFL Playoff Record

| Year | Team | W | L | T | Pct | Finish |
|-------------------------|----------|---|---|---|-------|-----------------|
| 1984 | Giants | 1 | 1 | 0 | .500 | |
| 1985 | Giants | 1 | 1 | 0 | .500 | |
| 1986 | Giants | 3 | 0 | 0 | 1.000 | NFL Champions |
| 1989 | Giants | 0 | 1 | 0 | .000 | |
| 1990 | Giants | 3 | 0 | 0 | 1.000 | NFL Champions |
| 1994 | Patriots | 0 | 1 | 0 | .000 | |
| Totals - 6 Years | | 8 | 4 | 0 | .667 | 2 Championships |

| NFL Totals | W | L | T | Pct |
|---------------------|-----|----|---|------|
| Regular Season | 92 | 66 | 1 | .582 |
| Postseason | 8 | 4 | 0 | .667 |
| Career Total | 100 | 70 | 1 | .588 |

BILL PARCELLS' 1994 HONORS & AWARDS



- Associated Press Coach of the Year
- United Press International Coach of the Year
- Maxwell Award Coach of the Year
- *USA Today* Coach of the Year
- *Pro Football Weekly* Coach of the Year
- *Football Digest* Coach of the Year
- *College and Pro Football Newsweekly* AFC Coach of the Year



ALL-TIME COACHES WITH 100 CAREER VICTORIES

| Active Coaches | Yrs | Teams | Regular Season | | | | Career Totals | | | |
|--------------------|-----|------------------------|----------------|-----|----|------|---------------|-----|----|------|
| | | | W | L | T | Pct | W | L | T | Pct |
| Don Shula | 32 | Colts, Dolphins | 319 | 149 | 6 | .679 | 338 | 165 | 6 | .670 |
| GEORGE HALAS | 40 | Bears | 318 | 148 | 31 | .671 | 234 | 151 | 31 | .671 |
| TOM LANDRY | 29 | Cowboys | 250 | 162 | 6 | .605 | 270 | 178 | 6 | .601 |
| CURLY LAMBEAU | 33 | G.B., Cards, Redskins | 226 | 132 | 22 | .624 | 229 | 134 | 22 | .623 |
| PAUL BROWN | 25 | Browns, Bengals | 213 | 104 | 9 | .667 | 222 | 112 | 9 | .660 |
| CHUCK NOLL | 23 | Steelers | 193 | 148 | 1 | .556 | 209 | 156 | 1 | .572 |
| Chuck Knox | 22 | Rams, Bills, Seahawks | 186 | 147 | 1 | .558 | 193 | 158 | 1 | .550 |
| BUD GRANT | 18 | Vikings | 158 | 96 | 5 | .620 | 168 | 108 | 5 | .607 |
| STEVE OWEN | 23 | Giants | 151 | 100 | 17 | .595 | 153 | 108 | 17 | .581 |
| Joe Gibbs | 12 | Redskins | 124 | 60 | 0 | .674 | 140 | 65 | 0 | .683 |
| Dan Reeves | 14 | Broncos, Giants | 130 | 85 | 1 | .604 | 138 | 92 | 1 | .600 |
| Hank Stram | 17 | Chiefs, Saints | 131 | 97 | 10 | .571 | 136 | 100 | 10 | .573 |
| WEEB EWBANK | 20 | Colts, Jets | 130 | 129 | 7 | .502 | 134 | 130 | 7 | .507 |
| Marv Levy | 13 | Chiefs, Bills | 117 | 90 | 0 | .565 | 127 | 96 | 0 | .570 |
| SID GILLIAM | 18 | Rams, Chargers, Oilers | 122 | 99 | 7 | .550 | 123 | 104 | 7 | .541 |
| George Allen | 12 | Rams, Redskins | 116 | 47 | 5 | .705 | 118 | 54 | 5 | .681 |
| Don Coryell | 14 | Cardinals, Chargers | 111 | 83 | 1 | .572 | 114 | 89 | 1 | .561 |
| John Madden | 10 | Raiders | 103 | 32 | 7 | .750 | 112 | 39 | 7 | .731 |
| MIKE DITKA* | 11 | Bears | 106 | 62 | 0 | .631 | 112 | 68 | 0 | .622 |
| M. Schottenheimer | 10 | Browns, Chiefs | 103 | 63 | 1 | .620 | 108 | 72 | 1 | .600 |
| Ray (Buddy) Parker | 15 | Cards, Lions, Steelers | 104 | 75 | 9 | .577 | 107 | 76 | 9 | .581 |
| Tom Flores | 12 | Raiders, Seahawks | 97 | 87 | 0 | .527 | 105 | 90 | 0 | .538 |
| Vince Lombardi | 10 | Packers, Redskins | 96 | 34 | 6 | .728 | 105 | 35 | 6 | .740 |
| Bill Walsh | 10 | 49ers | 92 | 59 | 1 | .609 | 102 | 63 | 1 | .617 |
| Bill Parcells | 10 | Giants, Patriots | 92 | 66 | 1 | .582 | 100 | 70 | 1 | .588 |

* Mike Ditka was enshrined into the Pro Football Hall of Fame as a player

PRO FOOTBALL HALL OF FAME MEMBERS IN CAPS • blue indicates active status entering 1995

NFL ACTIVE COACHES

| Active Coaches | Yrs | Teams | Regular Season | | | | Career Totals | | | |
|-------------------|-----|-------------------|----------------|-----|---|------|---------------|-----|---|------|
| | | | W | L | T | Pct | W | L | T | Pct |
| Don Shula | 32 | Colts, Dolphins | 319 | 149 | 6 | .679 | 338 | 165 | 6 | .670 |
| Dan Reeves | 14 | Broncos, Giants | 130 | 85 | 1 | .604 | 138 | 92 | 1 | .600 |
| Marv Levy | 14 | Chiefs, Bills | 117 | 90 | 0 | .565 | 127 | 96 | 0 | .570 |
| M. Schottenheimer | 11 | Browns, Chiefs | 103 | 63 | 1 | .525 | 108 | 72 | 1 | .599 |
| Bill Parcells | 10 | Giants, Patriots | 92 | 66 | 1 | .582 | 100 | 70 | 1 | .588 |
| Jim Mora | 9 | Saints | 84 | 59 | 0 | .587 | 84 | 63 | 0 | .571 |
| George Seifert | 6 | 49ers | 75 | 21 | 0 | .781 | 84 | 24 | 0 | .778 |
| Sam Wyche | 11 | Bengals, Bucs | 77 | 98 | 0 | .440 | 80 | 100 | 0 | .444 |
| Ted Marchibroda | 8 | Colts | 62 | 60 | 0 | .508 | 62 | 63 | 0 | .496 |
| Wayne Fontes | 6 | Lions | 51 | 50 | 0 | .505 | 52 | 53 | 0 | .495 |
| Buddy Ryan | 6 | Eagles, Cardinals | 51 | 43 | 1 | .542 | 51 | 46 | 1 | .526 |
| Rich Kotite | 4 | Eagles | 36 | 28 | 0 | .563 | 37 | 29 | 0 | .561 |
| Bill Cowher | 3 | Steelers | 32 | 16 | 0 | .667 | 33 | 19 | 0 | .635 |
| Bobby Ross | 3 | Chargers | 30 | 18 | 0 | .625 | 33 | 20 | 0 | .623 |
| Bill Belichick | 4 | Browns | 31 | 33 | 0 | .484 | 32 | 34 | 0 | .485 |
| Dennis Green | 3 | Vikings | 30 | 18 | 0 | .625 | 30 | 21 | 0 | .588 |
| Mike Holmgren | 3 | Packers | 27 | 21 | 0 | .563 | 29 | 23 | 0 | .558 |
| Dave Wannstedt | 2 | Bears | 16 | 16 | 0 | .500 | 16 | 16 | 0 | .500 |
| Barry Switzer | 1 | Cowboys | 12 | 4 | 0 | .750 | 13 | 5 | 0 | .722 |
| Dave Shula | 3 | Bengals | 11 | 37 | 0 | .229 | 11 | 37 | 0 | .229 |
| Mike Shanahan | 2 | Raiders, Broncos | 8 | 12 | 0 | .400 | 8 | 12 | 0 | .400 |
| June Jones | 1 | Falcons | 7 | 9 | 0 | .438 | 7 | 9 | 0 | .438 |
| Norv Turner | 1 | Redskins | 3 | 13 | 0 | .188 | 3 | 13 | 0 | .188 |
| Jeff Fisher | 1 | Oilers | 1 | 5 | 0 | .167 | 1 | 5 | 0 | .167 |
| Rich Brooks | 0 | Rams | 0 | 0 | 0 | .000 | 0 | 0 | 0 | .000 |
| Dom Capers | 0 | Panthers | 0 | 0 | 0 | .000 | 0 | 0 | 0 | .000 |
| Tom Coughlin | 0 | Jaguars | 0 | 0 | 0 | .000 | 0 | 0 | 0 | .000 |
| Dennis Erickson | 0 | Seahawks | 0 | 0 | 0 | .000 | 0 | 0 | 0 | .000 |
| Ray Rhodes | 0 | Eagles | 0 | 0 | 0 | .000 | 0 | 0 | 0 | .000 |
| Mike White | 0 | Raiders | 0 | 0 | 0 | .000 | 0 | 0 | 0 | .000 |



PARCELLS ON PRIME TIME

Overall: 11-11-1
Home: 6-2-0 Away: 5-9-1

SUNDAY NIGHT FOOTBALL

Overall Record: 4-2-0
Home: 2-1-0 Away: 2-1-0

| Date | Team | Opponents | Score | Network |
|----------|----------|-----------------|-----------|---------|
| 10/06/85 | Giants | Dallas | 29-30 (L) | ABC |
| 11/08/87 | Giants | New England | 17-10 (W) | ESPN |
| 11/27/88 | Giants | at New Orleans | 13-12 (W) | ESPN |
| 09/09/90 | Giants | Philadelphia | 27-20 (W) | TNT |
| 09/26/93 | Patriots | at N.Y. Jets | 7-45 (L) | TNT |
| 11/27/94 | Patriots | at Indianapolis | 12-10 (W) | ESPN |
| 10/08/95 | Patriots | Denver | — () | TNT |

MONDAY NIGHT FOOTBALL

Overall Record: 7-9-1
Home: 4-1-0 Away: 3-8-1

| Date | Team | Opponent | Score | Network |
|----------|----------|------------------|-----------|---------|
| 09/26/83 | Giants | Green Bay | 27- 3 (W) | ABC |
| 10/24/83 | Giants | at St. Louis | 20-20 (T) | ABC |
| 11/07/83 | Giants | at Detroit | 9-15 (L) | ABC |
| 10/08/84 | Giants | San Francisco | 10-31 (L) | ABC |
| 11/18/85 | Giants | at Washington | 21-23 (L) | ABC |
| 09/08/86 | Giants | at Dallas | 28-31 (L) | ABC |
| 10/27/86 | Giants | Washington | 27-20 (W) | ABC |
| 12/01/86 | Giants | at San Francisco | 21-17 (W) | ABC |
| 09/14/87 | Giants | at Chicago | 19-34 (L) | ABC |
| 11/02/87 | Giants | at Dallas | 24-33 (L) | ABC |
| 09/05/88 | Giants | Washington | 27-20 (W) | ABC |
| 10/10/88 | Giants | at Philadelphia | 13-24 (L) | ABC |
| 09/11/89 | Giants | at Washington | 27-24 (W) | ABC |
| 10/30/89 | Giants | Minnesota | 24-14 (W) | ABC |
| 11/27/89 | Giants | at San Francisco | 24-34 (L) | ABC |
| 11/05/90 | Giants | at Indianapolis | 24- 7 (W) | ABC |
| 12/03/90 | Giants | at San Francisco | 3- 7 (L) | ABC |
| 10/23/95 | Patriots | Buffalo | — () | ABC |

PARCELLS IN OVERTIME

Overall Record: 6-5-1 (.542)
Home: 3-4 Away: 3-1-1

| Date | Team | Opponent | Score |
|----------|----------|-----------------|-----------|
| 09/11/83 | Giants | at Atlanta | 16-13 (W) |
| 10/24/83 | Giants | at St. Louis | 20-20 (T) |
| 09/29/85 | Giants | at Philadelphia | 16-10 (W) |
| 10/18/87 | Giants | at Buffalo | 3- 6 (L) |
| 12/06/87 | Giants | Philadelphia | 23-20 (W) |
| 10/30/88 | Giants | at Detroit | 13-10 (W) |
| 11/20/88 | Giants | Philadelphia | 17-23 (L) |
| 01/07/90 | Giants | L.A. Rams | 13-19 (L) |
| 09/05/93 | Patriots | Detroit | 16-19 (L) |
| 11/07/93 | Patriots | Buffalo | 10-13 (L) |
| 01/02/94 | Patriots | Miami | 33-27 (W) |
| 11/13/94 | Patriots | Minnesota | 26-20 (W) |



PARCELLS VS. THE NFL

In 10 NFL seasons, Parcells has already accrued 100 career victories and won two NFL titles. He has claimed at least one victory against 27 of the 30 NFL teams (he has not yet coached against the New York Giants or either of the two expansion teams, Carolina and Jacksonville). Of those 27 teams, only six hold series advantages. He has experienced his greatest individual series success against the Cardinals with a 12-4-1 record (.735 winning percentage). In terms of divisional opponents, Parcells has enjoyed his greatest success against the NFC Central (.739). Below is a team-by-team and division-by-division look at Parcells' record vs. the NFL:

| Team | —Regular Season— | | | | | | Playoffs | | | Career Totals | | |
|---------------|------------------|-----------|----------|-----------|-----------|----------|------------|----------|----------|---------------|-----------|----------|
| | Patriots | | | Giants | | | (combined) | | | | | |
| | W | L | T | W | L | T | W | L | T | W | L | T |
| Atlanta | 0 | 0 | 0 | 3 | 0 | 0 | 0 | 0 | 0 | 3 | 0 | 0 |
| Buffalo | 1 | 3 | 0 | 0 | 2 | 0 | 1 | 0 | 0 | 2 | 5 | 0 |
| Chicago | 1 | 0 | 0 | 0 | 1 | 0 | 1 | 1 | 0 | 2 | 2 | 0 |
| Cincinnati | 2 | 0 | 0 | 0 | 1 | 0 | 0 | 0 | 0 | 2 | 1 | 0 |
| Cleveland | 1 | 1 | 0 | 0 | 1 | 0 | 0 | 1 | 0 | 1 | 3 | 0 |
| Dallas | 0 | 0 | 0 | 9 | 7 | 0 | 0 | 0 | 0 | 9 | 7 | 0 |
| Denver | 0 | 0 | 0 | 2 | 0 | 0 | 1 | 0 | 0 | 3 | 0 | 0 |
| Detroit | 1 | 1 | 0 | 4 | 1 | 0 | 0 | 0 | 0 | 5 | 2 | 0 |
| Green Bay | 1 | 0 | 0 | 3 | 1 | 0 | 0 | 0 | 0 | 4 | 1 | 0 |
| Houston | 0 | 1 | 0 | 1 | 0 | 0 | 0 | 0 | 0 | 1 | 1 | 0 |
| Indianapolis | 3 | 1 | 0 | 1 | 0 | 0 | 0 | 0 | 0 | 4 | 1 | 0 |
| Kansas City | 0 | 0 | 0 | 2 | 1 | 0 | 0 | 0 | 0 | 2 | 1 | 0 |
| L.A. Raiders | 0 | 1 | 0 | 2 | 1 | 0 | 0 | 0 | 0 | 2 | 2 | 0 |
| L.A. Rams | 0 | 0 | 0 | 2 | 4 | 0 | 1 | 1 | 0 | 3 | 5 | 0 |
| Miami | 1 | 3 | 0 | 1 | 0 | 0 | 0 | 0 | 0 | 2 | 3 | 0 |
| Minnesota | 1 | 0 | 0 | 3 | 0 | 0 | 0 | 0 | 0 | 4 | 0 | 0 |
| New England | — | — | — | 2 | 0 | 0 | 0 | 0 | 0 | 2 | 0 | 0 |
| New Orleans | 0 | 0 | 0 | 3 | 2 | 0 | 0 | 0 | 0 | 3 | 2 | 0 |
| N.Y. Giants | 0 | 0 | 0 | — | — | — | — | — | — | 0 | 0 | 0 |
| N.Y. Jets | 1 | 3 | 0 | 2 | 1 | 0 | 0 | 0 | 0 | 3 | 4 | 0 |
| Philadelphia | 0 | 0 | 0 | 9 | 7 | 0 | 0 | 0 | 0 | 9 | 7 | 0 |
| Arizona | 1 | 0 | 0 | 11 | 4 | 1 | 0 | 0 | 0 | 12 | 4 | 1 |
| Pittsburgh | 0 | 1 | 0 | 1 | 0 | 0 | 0 | 0 | 0 | 1 | 1 | 0 |
| San Diego | 1 | 0 | 0 | 2 | 1 | 0 | 0 | 0 | 0 | 3 | 1 | 0 |
| San Francisco | 0 | 0 | 0 | 1 | 5 | 0 | 3 | 1 | 0 | 4 | 6 | 0 |
| Seattle | 0 | 2 | 0 | 1 | 2 | 0 | 0 | 0 | 0 | 1 | 4 | 0 |
| Tampa Bay | 0 | 0 | 0 | 2 | 1 | 0 | 0 | 0 | 0 | 2 | 1 | 0 |
| Washington | 0 | 0 | 0 | 10 | 6 | 0 | 1 | 0 | 0 | 11 | 6 | 0 |
| Totals | 15 | 17 | 0 | 77 | 49 | 1 | 8 | 4 | 0 | 100 | 70 | 1 |

| Team | —Regular Season— | | | | | | Playoffs | | | Career Totals | | |
|---------------|------------------|-----------|----------|-----------|-----------|----------|------------|----------|----------|---------------|-----------|----------|
| | Patriots | | | Giants | | | (combined) | | | | | |
| | W | L | T | W | L | T | W | L | T | W | L | T |
| AFC East | 6 | 10 | 0 | 6 | 3 | 0 | 1 | 0 | 0 | 13 | 13 | 0 |
| AFC Central | 3 | 3 | 0 | 2 | 2 | 0 | 0 | 1 | 0 | 5 | 6 | 0 |
| AFC West | 1 | 3 | 0 | 9 | 5 | 0 | 1 | 0 | 0 | 11 | 8 | 0 |
| Totals | 10 | 16 | 0 | 17 | 10 | 0 | 2 | 1 | 0 | 29 | 27 | 0 |

| Team | —Regular Season— | | | | | | Playoffs | | | Career Totals | | |
|---------------|------------------|----------|----------|-----------|-----------|----------|------------|----------|----------|---------------|-----------|----------|
| | Patriots | | | Giants | | | (combined) | | | | | |
| | W | L | T | W | L | T | W | L | T | W | L | T |
| NFC East | 1 | 0 | 0 | 39 | 24 | 1 | 1 | 0 | 0 | 41 | 24 | 1 |
| NFC Central | 4 | 1 | 0 | 12 | 4 | 0 | 1 | 1 | 0 | 17 | 6 | 0 |
| NFC West | 0 | 0 | 0 | 9 | 11 | 0 | 4 | 2 | 0 | 13 | 13 | 0 |
| Totals | 5 | 1 | 0 | 60 | 39 | 1 | 6 | 3 | 0 | 71 | 43 | 1 |

**"MR. DECEMBER"**

Bill Parcells has enjoyed much success during his 10-year coaching tenure. Over the years, his teams have always played their best when it counts the most – at the end of the season. It is this trait that has earned Parcells the moniker "Mr. December."

In 1986, his Giants were undefeated during the month of December en route to a playoff sweep and Parcells' first of two Super Bowl Championships.

When Parcells joined the Patriots in 1993, the team had only won 41.5 percent of their games during the month of December in the history of the franchise. Between 1990 and 1992, the Patriots won only two of 13 games (13 percent). That trend has since been reversed.

Since Parcells' arrival, the Patriots are 7-1 in the month of December and were one of only two teams in 1994 to go undefeated during the month. The team now has a 51-63 overall record during the month.

If you dismiss his "rookie" season, his winning percentage improves from 65.9 to 71.1 percent. Since 1986, his overall December record is 22-6, a winning percentage of 78.6.

Below is a year-by-year look at Parcells' record in December.

Overall December Record: 27-14-0 (.659)

Home: 16-6 (.727) Away: 11-8 (.579)

December Playoff Record: 2-2-0 (.500)

| Year | Team | W | L | T | Pct | Finish |
|-------------------------|----------|-----------|-----------|----------|-------------|---------------|
| 1983 | Giants | 0 | 3 | 0 | .000 | 5th, NFC East |
| 1984 | Giants | 2 | 3 | 0 | .400 | 2nd, NFC East |
| 1985 | Giants | 3 | 2 | 0 | .600 | 2nd, NFC East |
| 1986 | Giants | 4 | 0 | 0 | 1.000 | 1st, NFC East |
| 1987 | Giants | 3 | 1 | 0 | .750 | 5th, NFC East |
| 1988 | Giants | 2 | 1 | 0 | .667 | 2nd, NFC East |
| 1989 | Giants | 3 | 1 | 0 | .750 | 1st, NFC East |
| 1990 | Giants | 3 | 2 | 0 | .600 | 1st, NFC East |
| 1993 | Patriots | 3 | 1 | 0 | .750 | 4th, AFC East |
| 1994 | Patriots | 4 | 0 | 0 | 1.000 | 2nd, AFC East |
| Totals -10 Years | | 27 | 14 | 0 | .659 | |

PARCELLS IN THE PRESEASON

Head coach Bill Parcells likes to get his teams in the "habit of winning." It is never too early to develop that habit, which is why his teams have always taken such a serious approach to the games in the preseason. Overall, his teams have won 75.6 percent of their preseason contests. The only year Parcells has lost more than one preseason game was in 1993, the first year in the team's rebuilding process.

Overall Preseason Record: 31-10 (.756)

| Year | Team | W | L | Year | Team | W | L |
|------|--------------|---|---|------|----------------|---|---|
| 1983 | Giants | 3 | 1 | 1988 | Giants | 3 | 1 |
| 1984 | Giants | 3 | 1 | 1989 | Giants | 3 | 1 |
| 1985 | Giants | 5 | 0 | 1990 | Giants | 4 | 0 |
| 1986 | Giants | 3 | 1 | 1993 | Patriots | 1 | 3 |
| 1987 | Giants | 3 | 1 | 1994 | Patriots | 3 | 1 |



PATRIOTS' ALL-TIME COACHING RECORDS

Patriots All-Time Coaching Records

| Coach | Seasons | Years | W- L-T | Pct. |
|-------------------------|---------|---------|-----------|------|
| Lou Saban* | 1.5 | 1960-61 | 7-12-0 | .368 |
| Mike Holovak | 7.5 | 1961-68 | 53-47-9 | .573 |
| Clive Rush** | 1.5 | 1969-70 | 5-16-0 | .238 |
| John Mazur*** | 2 | 1970-72 | 9-21-0 | .300 |
| Phil Bengtson | 0.5 | 1972 | 1- 4-0 | .200 |
| Chuck Fairbanks | 6 | 1973-78 | 46-41-0 | .529 |
| Hank Bullough- Erhardt# | | 1978 | 0- 1-0 | .000 |
| Ron Erhardt | 3 | 1979-81 | 21-27-0 | .438 |
| Ron Meyer## | 2.5 | 1982-84 | 18-16-0 | .529 |
| Raymond Berry | 5.5 | 1984-89 | 51-41-0 | .554 |
| Rod Rust | 1 | 1990 | 1-15-0 | .063 |
| Dick MacPherson | 2 | 1991-92 | 8-24-0 | .250 |
| Bill Parcells | 2 | 1993-94 | 15-18-0 | .455 |
| Regular Season Totals | 35 | 1960-94 | 235-278-9 | .459 |

* Released after five games in 1961

** Released after seven games in 1970

*** Released after nine games in 1972

Fairbanks was under suspension for 12-18-78 game against Miami, won by Dolphins 23-3. Erhardt & Bullough served as acting co-head coaches.

Released after eight games in 1984

Postseason Games

| Coach | Games | Years | W-L-T | Pct. |
|-------------------|-------|-----------|--------|------|
| Mike Holovak | 2 | 1963 | 1-1- 0 | .500 |
| Chuck Fairbanks | 2 | 1976,1978 | 0-2- 0 | .000 |
| Ron Meyer | 1 | 1982 | 0-1- 0 | .000 |
| Raymond Berry | 5 | 1985,1986 | 3-2- 0 | .600 |
| Bill Parcells | 1 | 1994 | 0-1- 0 | .000 |
| Postseason Totals | 11 | 7 Years | 4-7- 0 | .363 |

Preseason Games


| Coach | Games | Years | W- L-T | Pct. |
|------------------|-------|---------|---------|------|
| Lou Saban | 9 | 1960-61 | 7- 2-0 | .778 |
| Mike Holovak | 27 | 1962-68 | 5-22-0 | .185 |
| Clive Rush | 9 | 1969-70 | 2- 7-0 | .222 |
| John Mazur | 12 | 1971-72 | 3- 9-0 | .250 |
| Chuck Fairbanks | 34 | 1973-78 | 20-13-1 | .603 |
| Ron Erhardt | 12 | 1979-81 | 7- 5-0 | .583 |
| Ron Meyer | 12 | 1982-84 | 3- 9-0 | .250 |
| Raymond Berry | 21 | 1985-89 | 10-11-0 | .476 |
| Rod Rust | 4 | 1990 | 0- 4-0 | .000 |
| Dick MacPherson | 8 | 1991-92 | 2- 6-0 | .250 |
| Bill Parcells | 8 | 1993-94 | 4- 4-0 | .500 |
| Preseason Totals | 156 | 1960-93 | 63-92-1 | .407 |

Opening Day Games

| Coach | Games | Years | W- L-T | Pct. |
|--------------------|-------|---------|---------|-------|
| Lou Saban | 2 | 1960-61 | 0-2- 0 | .000 |
| Mike Holovak | 7 | 1962-68 | 3-4- 0 | .429 |
| Clive Rush | 2 | 1969-70 | 1-1- 0 | .500 |
| John Mazur | 2 | 1971-72 | 1-1- 0 | .500 |
| Chuck Fairbanks | 6 | 1973-78 | 2-4- 0 | .333 |
| Ron Erhardt | 3 | 1979-81 | 1-2- 0 | .333 |
| Ron Meyer | 3 | 1982-84 | 2-1- 0 | .667 |
| Raymond Berry | 5 | 1985-89 | 5-0- 0 | 1.000 |
| Rod Rust | 1 | 1990 | 0-1- 0 | .000 |
| Dick MacPherson | 2 | 1991-92 | 1-1- 0 | .500 |
| Bill Parcells | 2 | 1993-94 | 0-2- 0 | .000 |
| Opening Day Totals | 35 | 1960-94 | 16-19-0 | .457 |



MAURICE CARTHON



**Offensive Assistant-
Running Backs and
Special Teams
2nd NFL Season
2nd Patriots Season**

COACHING STAFF

COACHING: Maurice Carthon, now in his second season as an assistant coach, joined the New England Patriots coaching staff on February 8, 1994. Carthon, a punishing blocking back during his eight-year NFL career, was a member of Bill Parcells' 1986 and 1990 Super Bowl Championship teams with the Giants. During his career, Carthon never missed a game due to injury. His only absence in eight seasons was due to an illness in the family. His determination and work ethic as a player was an important factor in his hiring. In 1994, Carthon served as an offensive assistant, with an emphasis on the running back position. In 1995, he will assist newly appointed running back coach Charlie Weis and special teams coach Mike Sweatman.


PLAYING: During his career, Carthon was revered as one of the premier blocking backs in the NFL. He completed his eight-year NFL career with 300 carries for 950 yards and two touchdowns. He was also credited with 745 yards and a touchdown on 90 receptions. Statistically, his best performance came in 1986 when he rushed for an NFL career-high 260 yards and helped the New York Giants claim the first of two NFL titles during his seven-year tenure with the Giants. His NFL single-game career high came in 1990 when he gained 67 yards on 12 carries against the Phoenix Cardinals. He began his professional career in the United States Football League after being drafted by the New Jersey Generals in the eighth round of the 1983 USFL draft. In three seasons with the Generals, Carthon rushed for 2,102 yards and 20 touchdowns while being counted upon to block for the league's all-time leading rusher, Herschel Walker. In 1984, Carthon started all 18 games and finished the season with a professional career-high 1,042 yards rushing and 11 touchdowns. He made the successful transition to the NFL in 1985, when he signed with the New York Giants as a free agent and started eight of the 16 games. In seven seasons with the Giants, Carthon played six seasons for Bill Parcells and helped him claim two NFL championships. He ended his playing career as a member of the Indianapolis Colts in 1992 and retired following that season. As a collegian, Carthon twice earned All-Southland Conference honors while starring at Arkansas State. He was voted team captain his senior year and led the team in rushing with 682 yards.

PERSONAL: Maurice Carthon was born on April 24, 1961 in Chicago, Ill. A basketball and football star at Osceola (Ark.) High, he was voted state MVP in basketball and earned all-conference honors in football. While at Arkansas State, he earned his undergraduate degree in physical education and science. After winning his second Super Bowl with the Giants, Carthon was honored by his hometown as the Osceola Man of the Year. Maurice, 34, is single.

BACKGROUND: Offensive assistant – New England Patriots NFL (1994); offensive assistant/running backs and special teams – New England Patriots NFL (1995).



ROMEO CRENNEL



Defensive Line
15th NFL Season
3rd Patriots Season

COACHING: Romeo Crennel, a veteran of 14 NFL seasons and two Super Bowl Champions, joined the Patriots' coaching staff on January 25, 1993 when he was named the defensive line coach. In his first season with the Patriots, Crennel led a resurgent defensive front which made significant progress throughout the year. During the Patriots' season-ending four-game win streak, the defensive line responded by only allowing an average of 84.5 rushing yards per game. In 1994, the Patriots defense finished 19th against the rush and 16th against the pass, despite having one of the smaller units in the league. This season, Crennel will continue to instruct the defensive line, a position he began coaching in 1990 as an assistant with the New York Giants. During his 12-year (1981-92) coaching tenure in New York, the Giants made six playoff appearances, won three NFC Eastern Division championships and two Super Bowls. Crennel entered the professional ranks in 1981, along with Parcells, as an assistant on Ray Perkins' staff in New York. His coaching contributions helped lead the Giants to their first winning season in nine years and the first playoff berth since 1963. He began his coaching career as a graduate assistant at Western Kentucky in 1970 and continued as a full-time assistant from 1971-74. His first association with Parcells came the following year, when Crennel joined the Texas Tech coaching staff as a defensive assistant. Parcells was the defensive coordinator at Tech during Crennel's three-year stint (1975-77). In 1978, he was named the defensive end coach at Ole Miss. He remained at Mississippi for two seasons before being named the defensive line coach at Georgia Tech in 1980. The following season, Crennel left the collegiate ranks and was re-united with Parcells as an assistant on Perkins' staff with the Giants.


PLAYING: A four-year letterman at Western Kentucky, Crennel starred as a defensive lineman. As captain of the team, he earned all-conference and MVP honors in 1969.

PERSONAL: Romeo Crennel was born June 18, 1947 in Lynchburg, Va. He was a high school standout at both Fort Knox (Ky.) High and at Central High (Amherst, Va.). He earned his bachelor's degree in physical education at Western Kentucky and received his master's degree in education while serving as a graduate assistant in 1970. His brother, Carl, played linebacker with Hamilton in the Canadian Football League. Romeo and his wife, Rosemary, have three daughters, Lisa (10/15/68), Tiffany (11/23/71), and Kristin (2/22/77).

BACKGROUND: Graduate assistant - Western Kentucky (1970); defensive line coach - Western Kentucky (1971-74); defensive assistant - Texas Tech (1975-77); defensive end coach - Mississippi (1978-79); defensive line coach - Georgia Tech (1980); special assignments, special teams and defensive coach - New York Giants NFL (1981-82); special teams coach - New York Giants NFL (1983-89); defensive line coach - New York Giants NFL (1990-92); defensive line coach - New England Patriots NFL (1993-present).



AL GROH

**Defensive Coordinator/
Linebackers****8th NFL Season****3rd Patriots Season**

COACHING STAFF

COACHING: Al Groh, a veteran of seven NFL seasons and one Super Bowl Championship, was named defensive coordinator and linebackers coach on January 25, 1993. In his first season with the Patriots, the defense improved in nearly every statistical category, finishing sixth in the AFC in total defense. In addition, Groh's linebacking corps provided the foundation for the defense. Together, the unit recorded 21.5 of the team's 34 quarterback sacks. In 1994, the Patriots led the league in total takeaways with 40. The opportunistic defense recovered 18 fumbles and intercepted 22 passes which resulted in 115 of the Patriots' 351 points scored in 1994. In addition, the defense recorded 39 sacks, up five from the previous year. Prior to joining the Patriots, he coached the linebackers on Bill Belichick's Cleveland Browns staff in 1992. From 1989 to 1991, Groh served as a defensive assistant with the New York Giants. In his first season as a member of Bill Parcells' coaching staff (1989), the Giants claimed the divisional title with a 12-4 record. The following year, the Giants defended their division title and triumphed over the Buffalo Bills 20-19 in Super Bowl XXV. During his 30-year coaching career, Groh has coached at nearly every level of competition and has instructed positions on both sides of the ball. His coaching success has hastened his ascent from his high school beginnings, through the collegiate ranks, to the professional level. During that time, Groh has served as a head coach, defensive coordinator, offensive coordinator and special teams coach. He began his coaching career in 1966 at Albemarle High in Charlottesville, Va. From 1968 to 1969, both Groh and Parcells coached as assistants on Tom Cahill's staff at Army. He left West Point in 1970 when he was presented an opportunity to return to his collegiate alma mater. He remained at Virginia for three seasons (1970-72) as a defensive assistant. From 1973 to 1977, Groh served as an assistant at the University of North Carolina, where he helped lure a standout recruit by the name of Lawrence Taylor. He left North Carolina in 1978 to become Parcells' defensive coordinator at the Air Force Academy, followed by a season at Texas Tech in 1980. Groh was named the head coach at Wake Forest 1981 and became the second-winningest coach in Deacon history during his six-year tenure (1981-86). He first joined the NFL elite in 1987 as an assistant with the Atlanta Falcons, but returned to the collegiate level the following season (1988) as the offensive coordinator at South Carolina. He held that position for one season before returning to the NFL with the New York Giants (1989).


PLAYING: Groh was a four-year letterman at the University of Virginia and played three seasons as an outside linebacker.

PERSONAL: Al Groh was born July 13, 1944 in New York City. He starred as a scholastic athlete at Chaminade High in Mineola, N.Y. He earned his bachelor's degree in commerce at the University of Virginia in 1967, while lettering in football and lacrosse. Al and his wife, Anne, have three children, Michael (12/19/71), Ashley Anne (7/18/74), who attends Bowling Green, and Matthew (5/27/80).



BACKGROUND: Assistant coach - Albemarle (Charlottesville, Va.) High (1966-67); assistant coach - Army (1968-69); defensive assistant - Virginia (1970-72); defensive assistant - North Carolina (1973-77); defensive coordinator - Air Force Academy (1978-79); defensive coordinator - Texas Tech (1980); head coach - Wake Forest (1981-86); special teams and tight ends - Atlanta Falcons NFL (1987); offensive coordinator - South Carolina (1988); linebackers coach - New York Giants NFL (1989-91); linebackers coach - Cleveland Browns NFL (1992); defensive coordinator - New England Patriots NFL (1993-present).

FRED HOAGLIN



*Offensive Line
18th NFL Season
3rd Patriots Season*

COACHING: Fred Hoaglin, a veteran of 17 NFL seasons and two Super Bowl Championships, joined the Patriots as the offensive line coach on January 25, 1993. In his first season with New England, the Patriots offensive line improved significantly. The line allowed only 23 sacks on the year, second in the NFL and 42 fewer than the 65 sacks allowed in 1992. Last year, the line allowed only 22 sacks for the top-rated passing team in the NFL. Left tackle Bruce Armstrong received all-star recognition and was voted to his third Pro Bowl. Prior to joining the Patriots, the former NFL all-pro center coached the New York Giants offensive linemen for eight seasons (1985-92). Six of those years (1985-90) were spent as an assistant on a Bill Parcells' staff, which won two Super Bowls and qualified for the playoffs four of the six seasons. Prior to joining the Giants, Hoaglin handled the offensive line chores for the Detroit Lions for seven seasons (1978-84). The offensive line received much of the credit for paving the way to an NFL rushing title in 1981.


PLAYING: The Cleveland Browns selected Hoaglin, an offensive lineman from the University of Pittsburgh, in the sixth round of the 1966 NFL draft. He made the team and later broke into the starting lineup his rookie year. He put together an iron-man string of 69 consecutive starts in the late '60s with the Browns. A versatile player, Hoaglin was capable of playing any position on the offensive line, but he spent the majority of his 11-year career at center. Hoaglin received one of the highest honors an NFL player can receive in 1969 when his peers elected him to the Pro Bowl. He played seven seasons in Cleveland before being traded to Baltimore in 1973. He spent the following two seasons in Houston (1974-75) before ending his career with the 1976 NFL expansion Seattle Seahawks. Hoaglin was a starter as both a center and linebacker at the University of Pittsburgh and was selected to play in the North-South All-Star game his senior year.

PERSONAL: Fred Hoaglin was born January 28, 1944, in Alliance, Ohio. In addition to his gridiron success, he also earned two varsity letters in golf while at the University of Pittsburgh and still considers it his favorite hobby. Hoaglin earned his bachelor's degree in industrial engineering in 1968. Fred and his wife, Janet, have two children - Patricia Compton (3/5/68) and George III "Rick" (9/23/70) - and two grandchildren - Andrew (5/28/87) and Kristina Compton (4/11/89).

BACKGROUND: Offensive line coach - Detroit Lions NFL (1978-84); offensive line coach - New York Giants NFL (1985-92); offensive line coach - New England Patriots NFL (1993-present).



CHRIS PALMER



Wide Receivers
6th NFL Season
3rd Patriots Season

COACHING STAFF

COACHING: Chris Palmer, a veteran of five NFL seasons, was named wide receivers coach on January 27, 1993. In 1994, the Patriots made history when five players caught more than 50 passes apiece. Tight end Ben Coates led all receivers and set a franchise record with 96 receptions, followed by Michael Timpson's 74 receptions – the most by a Patriots wide receiver since Stanley Morgan caught 84 passes in 1986. Running back Leroy Thompson added 65 receptions, followed by Vincent Brisby's 58 catches (904 yards) and Kevin Turner's 52 grabs. Palmer joined the Patriots in 1993 after three seasons (1990-92) as the receivers coach for the Houston Oilers. During that time, Houston boasted the top-ranked passing offense in the league and, in 1992, Palmer tutored a triumvirate of Pro Bowl receivers – Curtis Duncan, Ernest Givins and Haywood Jeffires. His move to the Patriots marked his return to the Northeast, where many Bostonians remember him from his head coaching days at Boston University. Palmer installed the "Run 'n Shoot" offense during his two seasons (1988-89) at Boston and produced one of the area's most exciting collegiate programs. In 1989, the Terrier offense ranked 10th in the nation, highlighted by a passing offense which averaged 284.6 yards per game. Prior to coaching at Boston University, Palmer held the head coaching responsibilities at the University of New Haven. In two seasons (1986-87), the Chargers posted consecutive 8-2 records. In 1987, the team set records for consecutive wins (8) and points in a season (267), each of which have since been surpassed. In 1986, New Haven finished second in the nation in passing offense and broke 54 school records. Palmer's first professional coaching experience came in 1983 as the offensive line coach for the Montreal Concordes of the Canadian Football League. In 1984, Palmer accepted the opportunity to coach in the United States Football League as the receivers coach for the New Jersey Generals. That season, the Generals finished with a 14-4 record and qualified for the playoffs. The following season, Palmer was promoted to quarterbacks coach and offensive coordinator and helped orchestrate one of the league's most potent offenses. Palmer's offensive arsenal featured quarterbacks Brian Sipe and Doug Flutie in the same offensive backfield with Herschel Walker and Maurice Carthon. That season, Walker set a professional football single-season rushing record with 2,411 yards. Palmer began his coaching career as a collegiate assistant at the University of Connecticut in 1972. He coached the defensive line for three years (1972-74) before accepting his first offensive assignment in 1975 as the wide receivers coach at Lehigh. The following season, Palmer was named the offensive coordinator at Colgate, where he coached for seven years (1976-82). In 1977, the Red Raiders led the nation in offense with a per-game average of 486 yards.


PLAYING: Palmer played quarterback for the Southern Connecticut State Owls from 1968-71. He was selected to the New Haven Gridiron Club following his senior campaign.

PERSONAL: Chris Palmer was born September 23, 1949, in Mt. Kisco, N.Y. He earned both his bachelor's and master's degrees from Southern Connecticut State. Chris and his wife, Donna, have two children, Mark (2/24/77) and Kristin (9/22/80).



BACKGROUND: Assistant coach - Connecticut (1972-74); wide receivers coach - Lehigh (1975); offensive coordinator - Colgate (1976-82); offensive line coach - Montreal Concordes CFL (1983); receivers coach - New Jersey Generals USFL (1984); offensive coordinator and quarterback coach - New Jersey Generals USFL (1985); head coach - New Haven (1986-87); head coach - Boston (1988-89); receivers coach - Houston Oilers NFL (1990-92); receivers coach - New England Patriots NFL (1993-present).

JOHNNY PARKER



Strength & Conditioning
12th NFL Season
3rd Patriots Season


COACHING: Johnny Parker, a veteran of 11 NFL seasons and two Super Bowl Championships, was named the strength and conditioning coach on January 25, 1993. His first assignment as strength and conditioning coach was to develop a year-round conditioning routine for the players to utilize during the offseason to help prevent injuries in the fall. Much to the credit of his program and the work ethic of the players, the Patriots survived the 1993 season nearly injury-free, an amazing recovery from the injury-plagued '92 season. Following the 1994 season, the Professional Football Strength and Conditioning Coaches Society named Parker the recipient of their President's Award, given annually to the top strength and conditioning coach in the NFL. Parker downplayed the award, stating, "In a team sport, there are no individual honors. Any honor is a reflection on the efforts of the entire team." Parker's ability to motivate players to participate in a year-round training program has been the key to his success over the years. Parker originally joined Bill Parcells' staff with the New York Giants in 1984 and made an immediate impact on the team with the initiation of his conditioning program. Prior to Parker's arrival, the Giants were decimated by injuries. Twenty-five players spent time on the injured reserve list in 1983 as the team struggled through a 3-12-1 season. That number was cut to seven in 1984 - Parker's first season with the Giants. He began his coaching career as linebackers coach for Indianola Academy followed by a three-year stint (1974-76) at South Carolina as the squad's strength and conditioning coach. The following three years (1977-79) were spent at Indiana in a similar capacity. Parker implemented his conditioning program at Louisiana State in 1980, followed by four seasons at Mississippi (1981-83). His first professional assignment came in 1984 when he was hired by Parcells to join him in New York.

PERSONAL: Johnny Parker was born February 1, 1947, in Greenville, S.C., and raised in Shaw, Miss. He graduated from Shaw High, then matriculated to Ole Miss, where he earned his bachelor's degree in 1968. Parker continued his education with a master's degree from Delta State University. He visited the Soviet Union in 1983 and again in 1986 to study the methods of the Russian Olympic trainers and has incorporated a number of their techniques into his strength and conditioning practices. Johnny married the former Jane Cline of Covington, Ind. in 1979.

BACKGROUND: Linebackers coach - Indianola Academy (1969-73); strength and conditioning coach - South Carolina (1974-76); strength and conditioning coach - Indiana (1977-79); strength and conditioning coach - Louisiana State (1980); strength and conditioning coach - Mississippi (1981-83); strength and conditioning coach - New York Giants NFL (1984-92); strength and conditioning coach - New England Patriots NFL (1993- present).



RAY PERKINS



*Offensive Coordinator/
Quarterbacks
17th NFL Season
3rd Patriots Season*

COACHING STAFF

COACHING: Ray Perkins, a veteran of 16 NFL seasons, was named offensive coordinator on January 25, 1993. In April of 1993, the Patriots made quarterback Drew Bledsoe the first selection in the draft. In just two seasons, Perkins has helped cultivate Bledsoe into one of the league's premier passers. In 1994, the Patriots boasted the league's top-rated passing offense and set franchise records by completing 405 of 699 passes for the year. Perkins' hiring in 1993 marked his return to the team that gave him his first NFL assignment in 1974 and had once drafted him in 1966. Since then, Perkins has coached on both the NFL and collegiate levels and has gained 14 years of head coaching experience along the way. In eight NFL seasons as a head coach, he registered a 43-77 overall record. He began coaching at Mississippi State in 1973. The following year, he joined Chuck Fairbanks' staff as receivers coach for the Patriots. He left New England after four seasons (1974-77) to accept the offensive coordinator duties for the San Diego Chargers (1978), where he instructed an offensive arsenal featuring quarterback Dan Fouts, wide receiver Charlie Joiner and running back Lydell Mitchell. The following year, Perkins was named the head coach of the New York Giants. By 1981, Perkins had assembled a staff in New York that included Bill Parcells (defensive coordinator) and Romeo Crennel (special teams) as assistants and led the Giants to their first winning season in nine years. In 1983, Perkins left the Big Apple to return to his alma mater as the successor to Paul "Bear" Bryant at the University of Alabama. In four seasons (1983-86), he led the Crimson Tide to three bowl appearances and accumulated a 32-15-1 record. He returned to the NFL in 1987 to serve as the head coach for the Tampa Bay Buccaneers (1987-90). In 1992, Perkins returned to coaching after a year's absence to head the Arkansas State staff, where he coached for one season before returning to the NFL with the Patriots.

PLAYING: Perkins was selected by both the Boston Patriots in the fifth round of the 1966 AFL draft and the Baltimore Colts in the seventh round of the 1966 NFL draft. The sure-handed receiver chose to play for the Colts and corralled 93 passes for 1,538 yards and 11 touchdowns in six seasons (1967-72) with the Colts. He was a member of two Super Bowl teams, including the 1971 Super Bowl championship team, before a knee injury forced him into an early retirement in 1972. He was recruited to Alabama as a fullback in 1962 by the late Bear Bryant. A head injury in spring drills led to brain surgery and caused his position transformation from fullback to wide receiver. After redshirting in 1963, Perkins completed one of the finest receiving careers in Crimson Tide history. His 63 receptions for 908 yards and nine touchdowns were thrown from three All-American quarterbacks; Joe Namath (1964), Steve Sloan (1965) and Kenny Stabler (1966). Alabama rolled up a 30-2-1 record during Perkins' career (1964-66), including national championships in 1964 and 1965. Perkins co-captained the 1966 squad while earning consensus All-America acclaim and SEC Player of the Year honors.


PERSONAL: Walter Ray Perkins was born November 6, 1941, in Mt. Olive, Miss. He was blessed with tremendous athletic ability and was an outstanding prep athlete in football, basketball, baseball and track. He earned All-



American honors as a fullback at Petal (Miss.) High and in his only season playing hoops, he was a first-team all-state selection. While at Alabama, Perkins also competed in track as a member of the Crimson Tide's relay team and as a sprinter. He was inducted into the Alabama Hall of Fame in 1990. Ray is the father of two sons, Tony, a graphic arts designer in Tuscaloosa, Ala., and Mike, the video director for the Jacksonville Jaguars.

BACKGROUND: Assistant coach - Mississippi State (1973); receivers coach - New England Patriots NFL (1974-77); offensive coordinator - San Diego Chargers NFL (1978); head coach - New York Giants NFL (1979-82); head coach - Alabama (1983-86); head coach - Tampa Bay Buccaneers NFL (1987-90); head coach - Arkansas State (1992); offensive coordinator - New England Patriots NFL (1993-present).

MICHAEL POPE



Tight Ends
13th NFL Season
2nd Patriots Season

COACHING: Michael Pope, a veteran of 12 NFL seasons and two Super Bowl Championships, joined the New England Patriots coaching staff on February 8, 1994. During the 1994 season, Pope tutored the team's running backs – a group responsible for a franchise record of 137 of the team's NFL record 405 receptions in 1994. On January 27, 1995 he was assigned to instruct the tight ends, a position he has coached 10 of his 12 seasons in the NFL. Prior to joining the Patriots, he served two seasons (1992-93) on Dave Shula's staff with the Cincinnati Bengals. In 1993, Pope was promoted to offensive coordinator after serving the 1992 season as the Bengals' tight ends position coach. He joined the Bengals staff after serving nine seasons with the New York Giants. He made his NFL coaching debut as an assistant special teams coach on Bill Parcells' original staff in New York in 1983. In 1984, Pope accepted the tight end responsibilities and has since coached four players – Zeke Mowatt (1983), Mark Bavaro (1985), Howard Cross (1989) and Tony McGee (1993) – who were selected to the NFL's All-Rookie team. During his Giants tenure, Pope groomed one of the game's all-time greats, tight end Mark Bavaro, who helped lead the Giants to Super Bowl Championships in 1986 and 1990. Pope began coaching at Lenoir (N.C.) High in 1964. He later coached at high schools in Charlotte, N.C., Jacksonville, Fla., and Lake Wales, Fla. and twice guided his teams to the Florida State High School Championship game. He progressed to the collegiate ranks in 1970 as a graduate assistant at Florida State. It was at Florida State that Pope first coached on the same staff as Parcells, who was the Seminoles linebackers coach at the time. Pope spent five seasons at Florida State before rejoining Parcells at Texas Tech in 1975. He served as an assistant coach and recruiter at Texas Tech through 1977. In 1978, Ole Miss head coach Steve Sloan hired Pope as his receivers coach, where he drew the dual responsibility of coaching the punters and kickers as well. Pope remained at Ole Miss through the 1982 season. In 1983, Parcells hired Pope when he was assembling his staff with the New York Giants.

PLAYING: Pope played quarterback at Lenoir Rhyne College, where he won all-conference honors three consecutive seasons. Pope led the team to three divisional championship games and claimed one national title.


PERSONAL: Michael Pope was born March 15, 1942 in Monroe, N.C. He was a standout prep athlete at Monroe High, where he earned all-conference



recognition in three sports – football, basketball and baseball. Michael has two sons, Travus (2/27/76) and Daron (2/20/78). Travus is a sophomore at the University of Connecticut and Daron is a top quarterback prospect entering his senior year at Pascack Valley High in Hillsdale, N.J.

BACKGROUND: Head coach - Lenoir (N.C.) High (1964-65); head coach - Olympic (Charlotte, N.C.) High (1966); head coach - Wolfson (Jacksonville, Fla.) High (1967); head coach - Lake Wales (Fla.) High (1968-69); assistant coach - Florida State (1970-74); assistant coach and recruiter - Texas Tech (1975-77); assistant coach - Mississippi (1978-82); assistant special teams coach - New York Giants NFL (1983); tight ends coach - New York Giants NFL (1984-91); offensive coordinator and tight ends coach - Cincinnati Bengals NFL (1992-93); running backs coach - New England Patriots NFL (1994); tight ends coach - New England Patriots NFL (1995).

DANTE SCARNECCHIA



**Defensive Assistant –
Linebackers**
14th NFL Season
12th Patriots Season

COACHING: Dante Scarnecchia, now in his 14th NFL season and 12th with the Patriots, was named to Bill Parcells' staff on January 27, 1993. Scarnecchia's area of concentration in 1995 will be at the linebacker position. When Parcells selected his staff in 1993, Scarnecchia was the only Patriot assistant retained from the 1992 coaching staff. From 1991 to 1992, he coached the tight ends and special teams on Dick MacPherson's staff. On November 4, 1992, MacPherson fell ill and appointed Scarnecchia to serve as the team's spokesman in his absence. Scarnecchia fulfilled the obligation for seven of the Patriots' final eight games and held the responsibilities of the head coach for both of the Patriots' victories in 1992. Scarnecchia originally joined the Patriots and made his NFL coaching debut in 1982 as a member of Ron Meyer's staff. He coached the tight ends and special teams for the Patriots for seven seasons (1982-88) before moving on to Indianapolis with Ron Meyer in 1989. He rejoined the Patriots in 1991 after spending two seasons (1989-90) as the Colts' offensive line coach. His coaching career began in 1970 as the offensive line coach at California Western University. He moved to Iowa State in 1973, where he served as the assistant offensive line and defensive backfield coach. He spent the 1975 and 1976 campaigns at Southern Methodist University, before becoming Pacific University's offensive line coach and recruiting coordinator (1977-78). In 1979, Scarnecchia coached at Northern Arizona and then accepted an opportunity to return to Ron Meyer's staff at SMU as the offensive line coach in 1980. In 1982, Meyer was hired as the head coach of the New England Patriots and Scarnecchia was among a number of the SMU assistants who were added to his staff.


PLAYING: Scarnecchia played offensive guard and center at California Western University from 1968-70. He began his collegiate career at Taft Junior College in 1966 before transferring to California Western.

PERSONAL: Dante Scarnecchia was born February 15, 1948, in Los Angeles, Calif. Scarnecchia holds a master's degree in physical education from U.S. International. Dante and his wife, Susan, have a son, Steve (3/10/78) and a daughter, Lisa (10/28/81).



BACKGROUND: Offensive line coach - California Western (1970-72); offensive line coach - Iowa State (1973); defensive backfield coach - Iowa State (1974); offensive line coach - Southern Methodist (1975-76); offensive line coach and recruiting coordinator - Pacific (1977-78); offensive line coach - Northern Arizona (1979); offensive line coach - Southern Methodist (1980-81); tight ends and special teams - New England Patriots NFL (1982-88); offensive line coach - Indianapolis Colts NFL (1989-90); tight ends and special teams - New England Patriots NFL (1991-92); special assistant - New England Patriots NFL (1993-1994); defensive assistant/linebackers - New England Patriots NFL (1995).

MIKE SWEATMAN



Special Teams
12th NFL Season
3rd Patriots Season

COACHING: Michael Sweatman, a veteran of 11 NFL seasons and two Super Bowl Championships, was named the special teams coach for the Patriots on January 25, 1993. Prior to joining the Patriots, he spent eight seasons (1985-92) with the New York Giants, including six seasons (1985-90) as a member of Bill Parcells' staff. Sweatman joined the NFL coaching fraternity in 1984 as the outside linebackers/special teams coach of the Minnesota Vikings. A two-time all-conference linebacker at Kansas, Sweatman received his first coaching opportunity as a graduate assistant with the Jayhawks in 1968. In 1969 he joined the Marine Corps and served four years of active duty as an infantry officer. In 1969, he played linebacker for the Quantico Marines football team, and in 1970, he was asked to coach one of the Marine teams - the Okinawa Devil Dogs. During his final two years of active duty, he served as an assistant coach for the Quantico Marines (1971-72). He rejoined the Kansas staff as an assistant in 1973. From there, Sweatman accepted assistant coaching opportunities at Coffeyville (1975-76), Tulsa (1977-78), Kansas (1979-82), and Tennessee (1983) before his introduction to the NFL with the Minnesota Vikings in 1984.


PLAYING: Sweatman was a three-year letterman (1965-67) at Kansas and twice earned All-Big Eight honors as a linebacker. In 1967, he was elected team captain, earned academic All-American acclaim and was selected to participate in two senior all-star games - the East-West Shrine Game and the Hula Bowl. While stationed at the Quantico Marine Base in 1969, Sweatman played linebacker for the Marines football team.

PERSONAL: Michael Sweatman was born in Kansas City, Mo. and attended North Kansas City High. He then matriculated to the University of Kansas where he played linebacker and also earned a varsity letter in wrestling as co-captain of the 1966 squad. He earned his bachelor's degree in physical education and later returned to Kansas for his master's degree. He served four years on active duty in the U.S. Marine Corps as an infantry officer. After completing 26 years of commissioned service in the Marine Reserve, Sweatman recently transferred to the Retired Reserve. Mike and his wife, Teri, have three sons - Tom, Chris and Dan.

BACKGROUND: Graduate assistant - Kansas (1968); head coach - Okinawa (1970); assistant coach - Quantico Marines (1971-72); assistant coach - Kansas (1973); assistant coach - Coffeyville (1975-76); assistant coach -



BOB TROTT



Defensive Backs
5th NFL Season
3rd Patriots Season

COACHING: Bob Trott, now in his fifth NFL season, was named defensive backs coach on January 27, 1993. In 1994, the Patriots' secondary accounted for 17 of the team's 22 interceptions and 24 of the team's league leading 40 takeaways. In addition, the Patriots were also credited with 4.5 sacks from corner blitzes throughout the '94 campaign. Trott joined the Patriots after two seasons (1991-92) as a defensive assistant on Ray Handley's staff with the New York Giants. Prior to 1991, Trott had gained 15 years of coaching experience on the collegiate level. His coaching career began in 1976 at the University of North Carolina. After two seasons as an assistant for the Tarheels, he moved on to the Air Force Academy, where he served as the outside linebackers coach during Bill Parcells' first year as the head coach in 1978. He continued at the Academy through the 1983 campaign, coaching the outside linebackers from 1978-80 and the defensive backs from 1981-83. Trott left the Academy to assume the defensive backfield duties for the University of Arkansas in 1984 and was promoted to defensive coordinator in 1989. In six seasons as an assistant on Ken Hatfield's Razorback coaching staff (1984-89), Arkansas appeared in six straight postseason bowl games, highlighted by a dramatic 18-17 victory over Arizona State in the 1985 Holiday Bowl, and two Southwest Conference Championships (1988-89). He left Arkansas in 1990 to become the defensive coordinator for the Clemson Tigers. That season, the Tigers led the nation in total defense by allowing opponents to only 217 yards per game. It was the first time that Clemson had ever earned that distinction. In addition, Clemson led the Atlantic Coast Conference in nine defensive categories and finished second in the NCAA national rankings for rushing and scoring defense. The Tigers finished the season with a shutout victory (30-0) over Illinois in the Hall of Fame Bowl (1/1/91). In 1991, Trott joined the professional ranks with the defending champion New York Giants as a defensive assistant.


PLAYING: Trott earned three varsity letters as a defensive back at the University of North Carolina and graduated in 1976 with a degree in business. The scholar-athlete received all-academic recognition his senior season.

PERSONAL: Robert Trott was born March 19, 1954, in Concord, N.C. and raised in Kannapolis, N.C. He starred as a prep athlete and earned all-conference recognition as a wide receiver and defensive back at A.L. Brown High in Kannapolis, N.C. In addition, he earned varsity letters in wrestling and track. Trott received his master's degree in education at the University of North Carolina. Bob and his wife, Barbara, have three children, Amanda (9/9/81), Nathan (2/23/84) and Brittany (1/14/88).



BACKGROUND: Graduate assistant - North Carolina (1976-77), outside linebackers coach - Air Force Academy (1978-80), defensive backs coach - Air Force Academy (1981-83), defensive backs coach - Arkansas (1984-88), defensive coordinator - Arkansas (1989), defensive coordinator - Clemson (1990), defensive assistant - New York Giants NFL (1991-92), defensive back coach - New England Patriots NFL (1993-present).

CHARLIE WEIS



**Running Backs
6th NFL Season
3rd Patriots Season**

COACHING: Charlie Weis, a veteran of five NFL seasons and one Super Bowl Championship, joined the Patriots' coaching staff on January 25, 1993. Weis served as the Patriots' tight end coach for two seasons (1993-94) prior to his assignment as the team's running backs coach on January 27, 1995. In his new assignment, he will coach recent free agent signee David Meggett, who Weis coached for two seasons in New York. In 1994, Weis assisted in the development of tight end Ben Coates, who set a franchise and an NFL tight end reception record with 96 catches. Coates earned All-Pro recognition and earned his first trip to the Pro Bowl. Prior to joining the Patriots, Weis served a three-year assignment (1990-92) with the New York Giants, including one season on the staff of Bill Parcells. Upon the completion of his undergraduate studies, Weis began a coaching and teaching career at Boonton High in New Jersey in 1979. He coached football, basketball and baseball, while also teaching English. In 1980, he moved to Morristown (N.J.) High, where he assumed similar responsibilities. He moved up to the collegiate ranks in 1985 as an assistant at South Carolina (1985-88). In 1989, he returned to New Jersey to accept the head coaching responsibilities at Franklin Township High, which he directed to the New Jersey State Championship title. During the '89 season, Weis assisted Tim Rooney in the New York Giants' pro personnel department. That opportunity presented him with the chance to display his knowledge of the game, which led to his hiring in 1990 by Bill Parcells as a defensive assistant and assistant special teams coach. In 1991, Ray Handley assigned Weis to direct the Giants' running backs, which he did through the 1992 season.

PERSONAL: Charles Weis was born March 30, 1956, in Trenton, N.J. He was an athletic and scholastic prep standout at Middlesex (N.J.) High. He then matriculated to the University of Notre Dame, where he earned his bachelor's degree in communications and education, graduating Cum Laude. While coaching at South Carolina, Weis earned his master's degree in education. Charlie and his wife Maura have two children, Charles Joseph (4/29/93) and Hannah Margaret (4/7/95).

BACKGROUND: Coach - Boonton (N.J.) High (1979); coach - Morristown (N.J.) High (1980-85); assistant coach - South Carolina (1985-88); head coach - Franklin Township (N.J.) High (1989); defensive assistant and special teams assistant coach - New York Giants NFL (1990); running backs coach - New York Giants NFL (1991-92); tight ends coach - New England Patriots NFL (1993-1994); running backs coach - New England Patriots NFL (1995).




ALL-TIME COACHES ROSTER

| NAME | POSITION | TOTAL YEARS | YEARS OF SERVICE |
|-------------------------|----------------------------------|-------------|------------------|
| Atkins, David | Offensive Backs | 1 | 1993 |
| Beatty, Bruce | Offensive Line | 4 | 1969-72 |
| Bengtson, Phil | Head Coach (Interim) | 0.5 | 1972 |
| Berry, Raymond | Receivers | 4 | 1978-81 |
| | Head Coach | 5.5 | 1984-89 |
| Blackmon, Don | Staff Assistant | 1 | 1988 |
| | Linebackers | 2 | 1989-90 |
| Brittenham, Dean | Strength/Conditioning | 3 | 1985-87 |
| Brasher, Tommy | Linebackers | 3 | 1982-84 |
| Bruney, Fred | Defensive Backfield | 2 | 1962-63 |
| Bryant, Cleve | Offensive Backfield | 3 | 1982-84 |
| Bullough, Hank | Defensive Line | 7 | 1973-79 |
| Campbell, Marion | Defensive Line | 2 | 1962-63 |
| Cappelletti, Gino | Special Teams | 3 | 1979-81 |
| Carthon, Maurice | Offensive Assistant | 1 | 1994 |
| Carr, Jim | Defensive Backfield | 5 | 1985-89 |
| Caruthers, LeBaron | Strength/Conditioning | 3 | 1982-84 |
| Collier, Joe | Defensive Backfield | 2 | 1960-61 |
| | Defensive Coordinator | 2 | 1991-92 |
| Collier Joel | Asst. RB's/Wide Receivers | 2 | 1991-92 |
| Coury, Dick | Offensive Coordinator | 2 | 1991-92 |
| Crennel, Romeo | Defensive Line | 2 | 1993-94 |
| Crosby, Steve | Special Teams/TE | 1 | 1990 |
| Dotsch, Rollie | Outside Linebackers | 2 | 1975-76 |
| Elias, Bill | Defensive Backfield | 2 | 1969-70 |
| Endicott, Steve | Receivers | 2.5 | 1982-84 |
| Erber, Lew | QB's/Off. Coordinator | 3 | 1982-84 |
| Erhardt, Ron | Offensive Backfield | 6 | 1973-78 |
| | Head Coach | 3 | 1979-81 |
| Evans, Dick | Defensive Line | 2 | 1971-72 |
| Fairbanks, Chuck | Head Coach | 6 | 1973-78 |
| Fears, Ivan | Wide Receivers | 2 | 1991-92 |
| Fletcher, Tom | Defensive Backfield | 2 | 1971-72 |
| Gerber, Norm | Inside Linebackers | 2 | 1991-92 |
| Gibson, Claude | Defensive Backfield | 1 | 1968 |
| Grier, Bobby | Offensive Backfield | 9 | 1981, 85-92 |
| Groh, Al | Defensive Coordinator/LBs | 2 | 1993-94 |
| Hamilton, Ray | Asst. Defensive Line | 5 | 1985-89 |
| Hoaglin, Fred | Offensive Line | 2 | 1993-94 |
| Holovak, Mike | Offensive Backfield | 1.5 | 1960-61 |
| | Head Coach | 7.5 | 1961-68 |
| Humenuik, Rod | Asst. Head Coach/Off. Line | 5 | 1985-88 |
| | Offensive Line | 3 | 1990-92 |
| Jackson, Harold | Asst. Receivers/Receivers | 5 | 1985-89 |
| Jones, Stan | Defensive Line | 2 | 1991-92 |
| Khayat, Eddie | Defensive Line | 5 | 1985-89 |
| Kinard, Billy | Defensive Backfield | 2 | 1979-80 |
| Lantz, Rick | Linebackers | 1 | 1981 |
| Lindsey, Dale | Defensive Line | 1 | 1990 |
| Loudd, Rommie | Linebackers | 1 | 1966 |
| MacPherson, Dick | Head Coach | 2 | 1991-92 |
| McLaughlin, Leon | Offensive Line | 1 | 1977 |
| Mazur, John | Offensive Backfield | 1.5 | 1969-70 |
| | Head Coach | 2.5 | 1970-72 |
| Meyer, Ron | Head Coach | 2.5 | 1982-84 |




ALL-TIME COACHES ROSTER (cont.)

| NAME | POSITION | TOTAL YEARS | YEARS OF SERVICE |
|---------------------------|--|-------------|-------------------------|
| Meyer, John | Linebackers | 4 | 1969-72 |
| Miller, Burnie | Special Teams | 1 | 1972 |
| Miller, Red | Offensive Line | 6 | 1960-61, 73-76 |
| Moore, Myrel | Outside Linebackers | 2 | 1991-92 |
| Mora, Jim | Defensive Coordinator | 1 | 1982 |
| Morriss, Guy | Asst. Offensive Line | 2 | 1988-89 |
| Muir, Bill | Offensive Line | 3 | 1982-84 |
| Nelsen, Bill | Quarterbacks | 2 | 1973-74 |
| Nelson, Steve | Linebackers | 1 | 1990 |
| Palmer, Chris | Wide Receivers | 2 | 1993-94 |
| Parcells, Bill | Linebackers | 1 | 1980 |
| | Head Coach | 2 | 1993-94 |
| Parker, Johnny | Strength and Conditioning | 2 | 1993-94 |
| Parilli, Babe | Quarterbacks | 1 | 1981 |
| Perkins, Ray | Receivers | 4 | 1974-77 |
| | Offensive Coordinator | 2 | 1993-94 |
| Polonchek, John | Quarterbacks/Special Asst. to Head Coach | 12 | 1975-80, 85-90 |
| Pope, Mike | Running Backs | 1 | 1994 |
| Raye, Jimmy | Off. Coordinator/QB | 1 | 1990 |
| Richardson, Jesse | Defensive Line | 5 | 1965-69 |
| Ringo, Jim | Offensive Line | 4 | 1978-81 |
| Roach, Dick | Defensive Backs | 1 | 1981 |
| Rowan, Keith | Special Teams | 1 | 1989 |
| Rush, Clive | Head Coach | 1.5 | 1969-70 |
| Rust, Rod | Defensive Coordinator | 5 | 1983-87 |
| | Head Coach | 1 | 1990 |
| Rutigliano, Sam | Off. Backs/Receivers | 3 | 1971-73 |
| Saban, Lou | Head Coach | 1.5 | 1960-61 |
| Scarnecchia, Dante | Special Teams/Tight Ends | 9 | 1982-88, 1990-92 |
| | Special Assistant | 2 | 1993-94 |
| Shinnick, Don | Linebackers | 5 | 1985-89 |
| Shurmur, Fritz | Defensive Line | 4 | 1978-81 |
| Sidwell, Steve | Linebackers | 3 | 1982-84 |
| Simmons, Jerry | Strength/Conditioning | 3 | 1988-90 |
| Smith, Jerry | Defensive Line | 2 | 1960-61 |
| Spinney, Art | Offensive Line | 7 | 1962-68 |
| Steckel, Les | Quarterbacks/Receivers | 4 | 1985-88 |
| Stoltz, Jerry | Receivers | 4 | 1969-72 |
| Sumner, Charlie | Linebackers/Def. Backfield | 6 | 1973-78 |
| | Def. Coordinator/DB | 1 | 1990 |
| Sweatman, Mike | Special Teams | 2 | 1993-94 |
| Taseff, Carl | Defensive Backfield | 1 | 1964 |
| Trott, Bob | Defensive Backs | 2 | 1993-94 |
| Uyrus, Dave | Asst. Special Teams/DL | 2 | 1991-92 |
| Valek, Jim | Special Teams | 3 | 1973-75 |
| Walker, Dick | Defensive Backs | 1 | 1977 |
| Walters, Steve | Defensive Backs | 3 | 1982-84 |
| Weaver, Larrye | Defensive Backfield | 4 | 1973-76 |
| Weber, Chuck | Def. Line/Backfield | 4 | 1964-67 |
| Weis, Charlie | Tight Ends | 2 | 1993-94 |
| West, Charlie | Defensive Backs | 2 | 1991-92 |
| Wood, Richard | Receivers | 2 | 1989-90 |
| Yewcic, Tom | Off. Backfield/Sp.Teams | 3 | 1976-78 |





50 BOBBY ABRAMS



Linebacker

6-3 • 240 • 6th Year

UFA (Minnesota) '95

Michigan

Born: April 12, 1967

Detroit, Mich.

Transactions: Bobby Abrams signed with the Patriots as an unrestricted free agent on March 1, 1995 after playing two seasons with the Minnesota Vikings (1993-94) ... originally signed with the New York Giants as a rookie free agent on April 26, 1990 ... granted free agency on February 1, 1992 ... re-signed by the Giants (1992) ... released and claimed on waivers by Dallas (9/1/92) ... released by Dallas (10/6/92)

... signed by Cleveland (10/8/92) ... released by Cleveland (11/7/92) ... signed by Giants (11/9/92) ... released by Giants (11/21/92) ... signed by Dallas (4/26/93) ... released by Dallas (8/30/93) ... re-signed by Dallas (8/31/93) ... released by Dallas (11/26/93) ... signed by Minnesota (12/7/93).

Extra Points

- Bobby is a certified history teacher and aspires to become a school principal.
- Bobby Sr. was a three-time Golden Gloves boxing champion in Detroit, Mich.
- He has a collection of approximately 400 shot glasses from cities around the world.

NFL Career GP/GS (regular season-65/2, playoffs-5/0): Abrams is entering his sixth NFL season after signing with the Giants as a rookie free agent in 1990 ... in five seasons of reserve action, he has totaled 37 tackles and 36 special teams stops. **1994 (16/0, 1/0-Minnesota):** Served as Jack Del Rio's backup at middle linebacker and was utilized on a variety of special teams units ... only credited with two defensive stops, but led the team with 28 special teams tackles ... recorded one tackle in the fourth quarter vs. San Francisco in season finale (12/26) ... recorded five special teams tackles at Tampa Bay (10/30), the most by a Viking during Dennis Green's tenure ... filled in at middle linebacker for the entire fourth quarter at Tampa Bay ... replaced DE James Harris during passing situations at the NY Giants (10/10). **1993 (9/0, 1/0) (5/0-Dallas; 4/0, 1/0-Minnesota):** Started the season with the Dallas Cowboys and played in five games during an 11-week stay ... waived by Dallas (11/26) and picked up by the Vikings (12/7) ... recorded only two tackles with the Vikings, but made the most of his opportunity with a goal-line stop which helped the Vikings clinch their second straight playoff berth ... with the ball on the 2-yard line, Abrams stopped Green Bay running back Darrell Thompson in the backfield for a 5-yard loss, to secure a 21-17 victory ... played in the final four games of the regular season and the Vikings' playoff game vs. the Giants (1/9/94), playing primarily on special teams ... saw limited playing time, mostly during third down situations when the Vikings installed a 3-4 defense. **1992 (8/0)(4/0-Dallas; 3/0-Cleveland; 1/0-Giants):** Had short stints with three teams after being released by the Giants in the preseason ... finished the season with four special teams tackles ... claimed off waivers (9/1) and opened the season with Dallas ... shared team lead with two special teams tackles in season opener vs. Washington (9/7) ... recorded four special teams tackles in four games, but was released (10/6) and signed two days later with the Browns (10/8) ... released by Cleveland (11/7) and signed two days later with the Giants (11/9). **1991 (16/2-Giants):** Played in all 16 games for



the defending Super Bowl Champions ... made his first career start as a fifth linebacker vs. Dallas (9/16) ... replaced an injured Carl Banks at left outside linebacker against Phoenix (12/23) and recorded three tackles and forced a fumble ... recorded a career-high 20 tackles that year. **1990 (16/0, 3/0-Giants):** Played in every game during the Giants' championship season after making the squad as a rookie free agent ... backed up All-Pro linebackers Lawrence Taylor and Carl Banks ... recorded 13 tackles on the season in reserve duty ... was one of the only rookie free agents to play for the Giants in Super Bowl XXV.

College: A three-year starter at outside linebacker for Michigan ... earned second-team All-Big Ten honors as a senior in 1989 ... that year vs. Maryland, he had eight tackles, including three sacks, a fumble recovery and he knocked down a pass ... recruited as a safety in 1986, Abrams moved to linebacker in the spring of 1987 ... became a starter at outside linebacker in his fourth game of the season ... played in three Rose Bowls and a Hall of Fame Bowl in four years.

Personal: Bobby Abrams Jr. was born April 12, 1967 in Detroit, Mich. ... an academic and athletic standout at Henry Ford High in Detroit, Mich. ... earned all-state honors in football and made the honor roll all eight semesters ... also competed in track ... Bobby and his wife Stephanie have three children – Asia, Austin and Ashley.

BOBBY ABRAMS' NFL STATISTICS**Regular Season Defensive Statistics**

| Year | Team | G/S | TT | UT | A | S-Yds | I-Yds | PD | FF | FR | SpT |
|---------------------|---------|------|----|----|---|-------|-------|----|----|----|-----|
| 1990 | Giants | 16/0 | 13 | 11 | 2 | 0-0 | 0-0 | 0 | 0 | 0 | NA |
| 1991 | Giants | 16/2 | 20 | 18 | 2 | 0-0 | 0-0 | 0 | 1 | 0 | NA |
| 1992 | 3 teams | 8/0 | 0 | 0 | 0 | 0-0 | 0-0 | 0 | 0 | 0 | 4 |
| 1993 | 2 teams | 9/0 | 2 | 2 | 0 | 0-0 | 0-0 | 0 | 0 | 0 | 4 |
| 1994 | Vikings | 16/0 | 2 | 1 | 1 | 0-0 | 0-0 | 0 | 0 | 0 | 28 |
| Totals-5 yrs | | 65/2 | 37 | 32 | 5 | 0-0 | 0-0 | 0 | 1 | 0 | 36 |

Postseason Defensive Statistics

| Year | Team | G/S | TT | UT | A | S-Yds | I-Yds | PD | FF | FR | SpT |
|---------------------|---------|-----|----|----|---|-------|-------|----|----|----|-----|
| 1990 | Giants | 3/0 | 3 | 3 | 0 | 0-0 | 0-0 | 0 | 0 | 0 | NA |
| 1993 | Vikings | 1/0 | 0 | 0 | 0 | 0-0 | 0-0 | 0 | 0 | 0 | 0 |
| 1994 | Vikings | 1/0 | 0 | 0 | 0 | 0-0 | 0-0 | 0 | 0 | 0 | 2 |
| Totals-3 yrs | | 5/0 | 3 | 3 | 0 | 0-0 | 0-0 | 0 | 0 | 0 | 2 |

Split Seasons (Games Played)

1992- Dallas (4), Cleveland (3), New York Giants (1)
 1993- Dallas (5), Minnesota (4)

FREE AGENT COMINGS AND GOINGS

The Patriots acquired seven new players through channels of free agency in 1995, but lost a total of nine. The Patriots lost a total of five veteran players to free agency and three to the expansion draft. David Bavaro signed with the Saints after the Patriots relinquished his rights by not offering him a tender.

| 1995 Arrivals | From | 1995 Departures | To |
|-------------------------|---------------|--------------------------|--------------|
| LB Bobby Abrams (UFA) | Minnesota | DE Ray Agnew (UFA) | N.Y. Giants |
| C Jeff Dellenbach (UFA) | Miami | S Harlon Barnett (UFA) | Minnesota |
| DE Jon Hand (UFA) | Indianapolis | LB David Bavaro (FA) | New Orleans |
| RB David Meggett (UFA) | Giants | G Eugene Chung (Exp) | Jacksonville |
| WR Will Moore (FA) | Calgary (CFL) | NT Tim Goad (UFA) | Cleveland |
| DE Tim Roberts (RFA) | Houston | WR Steve Hawkins (Exp) | Carolina |
| NT Reggie White (FA) | San Diego | CB Rod Smith (Exp) | Carolina |
| | | WR Michael Timpson (UFA) | Chicago |
| | | FB Kevin Turner (RFA) | Philadelphia |

FA - free agent (no rights)


RFA - restricted free agent

UFA - unrestricted free agent

Exp - expansion draft



78 BRUCE ARMSTRONG

**Offensive Tackle****6-4 • 295 • 9th Year****Draft: 1 (23rd) '87****Louisville****Born: September 7, 1965****Miami, Fla.****Pro Bowls (3): 1990, 1991, 1994**

Transactions: Bruce Armstrong was drafted by the Patriots in the first round of the 1987 NFL draft (23rd player selected).

NFL Career GP/GS (regular season-116/116, playoffs-1/1): After suffering what was once believed to be a career-threatening knee injury in 1992, Armstrong has since returned to his pre-injury Pro Bowl form and was voted to start his third career Pro Bowl game in 1994 ...

he has started every game he has been active to play, having only missed eight games (due to his knee injury in '92) during his eight-year career ... started his first 44 games of his career at right tackle, before making the transition to left tackle in his fourth season, where he has started 72 games ... has served the Patriots longer than any other active player and is one of only three players who have been retained from the '80s ... started 84 consecutive (non-strike) games for the Patriots before his injury in 1992, and has returned to start 33 games (including the Patriots' playoff game) at left tackle in the last two seasons ... moved ahead of former Patriot standout Larry Eisenhauer into 34th place by playing in his 116th career game in the '94 season finale. **1994 (16/16, 1/1):** Started every game at left tackle, including the Patriots playoff game ... anchored an offensive line which allowed only 22 sacks for an offense which (including sacks) attempted 721 passes ... 32.8 pass plays/sack ranked fourth in the NFL ... line did not allow more than three sacks in any game all season and allowed no more than one sack in seven games. **1993 (16/16):** Made an extraordinary recovery from a severe knee injury in 1992 to regain his starting left tackle position in '93 ... anchored an offensive line which allowed only 23 quarterback sacks all year, second in the NFL (NY Jets allowed 21) ... offensive line allowed only one sack in the final six games of the season and helped the Patriots complete a season-ending four-game winning streak ... one of the best performances of the season came in a 38-0 triumph over Indianapolis (12/26) in which the Patriots rushed for a season-high 257 yards, the most by the Patriots since they rushed for 281 vs. Cincinnati in 1985. **1992 (8/8):** Started the first eight games of the season at left tackle before suffering torn ligaments in his right knee at Buffalo (11/1) ... the injury broke his consecutive starting streak and eliminated any chance of making his third consecutive Pro Bowl appearance. **1991 (16/16):** Started all 16 games at left tackle and was selected to play in his second consecutive Pro Bowl ... helped the offense roll up 400 total yards in a 23-17 overtime victory vs. Indianapolis (12/8). **1990 (16/16):** Dominated his opposition all season and was rewarded by being selected to start in his first Pro Bowl at left tackle, an amazing accomplishment considering the team's 1-15 finish ... Armstrong was the team's sole repre-

Extra Points

- Bruce is the only active player to be selected to the Patriots' 35th Anniversary team.
- As a tight end at Central High, Bruce set a school record with four touchdown receptions in a game as a senior.



sentative selected, continuing a 15-year tradition of Patriots in the Pro Bowl ... named first-team All-AFC by *Pro Football Weekly* ... recipient of the Jim Lee Hunt Award which is awarded annually to the team's top interior lineman. **1989 (16/16):** Played in all 16 games at right offensive tackle and was selected second-team All-AFC by UPI ... started vs. Miami (9/17) despite suffering from a hairline fracture in his right hand ... also made one solo tackle on special teams, his first career NFL tackle. **1988 (16/16):** Started all 16 games at right tackle ... elected first-team All-Pro by *Football Digest* and *The Sporting News* ... earned All-AFC honors from *The Football News* and UPI ... voted second-team All-Pro by Associated Press. **1987 (12/12):** Started all 12 games at right tackle during the strike-shortened season ... named Patriots' Rookie of the Year by the 1776 Quarterback Club of New England and was selected on virtually every all-rookie team ... named co-winner (with Garin Veris) of the Jim Lee Hunt Award, which is presented annually to the club's top interior lineman as selected by the coaches ... first rookie to start on the club's offensive line since John Hannah in 1973 ... played entire season with a special shoulder harness, which was required after he injured it during both mini-camp and training camp ... underwent shoulder surgery on December 30, 1987 to repair the damage.

College: Made the transition from tight end to left tackle three days into spring drills during his junior season in 1985 upon coach Howard Schnellenberger's urging ... started that fall and did not allow a sack in his last seven games, despite playing the position at only 240 pounds ... did not allow a sack during his senior campaign ... played in the Senior Bowl after being selected a first-team All-South Independent by Associated Press ... voted the team's Outstanding Offensive Lineman in 1986 ... originally recruited to Louisville as a tight end in 1983 and caught seven passes for 103 yards in five starts that season ... in 1984, he started all 11 games at tight end and finished second on the team with 26 receptions for 289 yards and three touchdowns.

Personal: Bruce Charles Armstrong was born on September 7, 1965 in Miami, Fla. ... he earned All-American honorable mention and all-county acclaim as a tight end at Central High in Miami, Fla. ... named school's top scholar-athlete as a senior ... high school coach, Rudy Barber, played for the Miami Dolphins in 1968 ... lettered three times in track and football ... majored in political science at Louisville ... his wife, Melinda Yvette Armstrong, is currently working on her master's degree in social work ... the couple has two children – Candace Lynne (4/12/84) and Nicholas Charles (5/8/95).

Additional Statistics

Special Teams Tackles – 1989 (1)

Misc. Tackles – 1993 (1); 1994 (1)

Own Fumbles Recovered (5) – 1990 (2); 1992 (2); 1993 (1)

BRUCE ARMSTRONG'S CAREER HONORS AND AWARDS


Since entering the league as the Patriots' first-round draft choice in 1987, Armstrong has been a fixture on the offensive line. Below is a list of just a few of the honors and awards Bruce has carted home during his career.



- **AFC Pro Bowl** – 1994, 1991, 1990
- **Associated Press All-Pro** – 1988 (2nd)
- **UPI All-AFC** – 1994, 1989, 1988
- **Pro Football Weekly All-AFC** – 1990
- **Football Digest All-Pro** – 1994, 1988
- **Football News All-Pro** – 1994, 1988
- **The Sporting News All-Pro** – 1988
- **Jim Lee Hunt Lineman of the Year Award** – 1994, 1990, 1988, 1987
- **Patriots Rookie of the Year** – 1987



65 MIKE ARTHUR

**Center****6-3 • 280 • 5th Year****Waivers (Cincinnati) '93****Texas A & M****Born: May 7, 1968****Minneapolis, Minn.**

Transactions: Mike Arthur was claimed by the Patriots off waivers from the Cincinnati Bengals on September 1, 1993 ... he was originally drafted by the Bengals in the fifth round of the 1991 NFL draft (130th player selected).

NFL Career GP/GS (regular season-48/38, playoffs-1/1): Arthur has proven to be a valuable waiver-wire acquisition for the Patriots, having started 22 games for the Patriots at center in the last two years. **1994**

(12/11, 1/1): Started the first three games at center ... relieved by Mike Gisler for four games, but returned to the starting lineup for the final nine games of the season, plus the playoff game ... credited with one fumble recovery ... allowed only 2.5 of the team's 22 sacks, despite 721 passing attempts (including sacks). **1993 (13/11):** Claimed off waivers from the Cincinnati Bengals (9/1) and started two weeks later vs. Seattle (9/19) ... started 11 games in all, including the final five games of the season ... the Patriots averaged 338.6 yards per game to close out the season thanks in part to the consistent play of the offensive line, which allowed only one quarterback sack during that time ... as a unit, the offensive line allowed only 23 sacks all season, second in the league. **1992 (16/13-Cincinnati):** Played in all 16 games, starting 13 at center as a member of the Cincinnati Bengals ... opened the season as the starting center in just his second season ... started the first seven games, as the Bengals started 2-0 before losing five straight ... played as a reserve during a three-game stretch between 11/1 through 11/15 ... returned to start the final six games of the season ... helped Harold Green to the first 1,000-yard season of his career (1,170 yards) ... helped the Bengals to a third-place ranking in the AFC by averaging 123.5 yards rushing per game (eighth in the NFL). **1991 (7/3-Cincinnati):** Made his NFL debut in the third week of his rookie campaign (9/15) against Cleveland ... injuries on the Bengals line elevated Arthur to the starting lineup against Miami (12/9) ... started the final three weeks of the regular season ... played on an offensive line which allowed only 33 sacks on the season.

College: Earned Football Writers of America All-American honors and was an all-conference selection as a senior at Texas A&M in 1990 ... finished the season as a semi-finalist for the Outland Trophy, awarded annually to the top collegiate interior lineman.

Personal: Michael Scott Arthur was born on May 7, 1968 in Minneapolis, Minn. ... a prep standout in football as an offensive lineman at Spring Woods High in Houston, Texas ... majored in agricultural economics at Texas A&M ... Mike and his wife, Susan, are expecting their first child in January.

Extra Points

- Mike is a part owner of two Houston-based businesses, a packaging company and an electrical safety company.


Additional Statistics

Fumbles (Yards) – 1992 (4 for -33 yds)

Fumbles Recovered – 1991 (1); 1993 (1); 1994 (1)



3 MATT BAHR



Placekicker

5-10 • 175 • 17th Year

Free Agent '93

Penn State

Born: July 6, 1956

Philadelphia, Pa.

Transactions: Matt Bahr was signed by the Patriots on December 14, 1993 after Philadelphia released him (12/13/93) ... originally selected by Pittsburgh in the sixth round (165th player selected) of the 1979 NFL draft ... released by the Steelers (8/31/81) and signed with San Francisco (9/8/81) ... traded by the 49ers to Cleveland for a 1983 ninth-round pick (10/6/81) ... placed on injured reserve list (11/26/86) ... on reserve/physically unable to perform list (9/1/87 thru 12/11/87) ... released by the Browns (9/3/90) ... signed with the Giants (9/28/90) ... placed on injured reserve list (12/6/92) ... released by the Giants (8/30/93) and signed with the Philadelphia Eagles (9/16/93).

Pro Career GP/GS (regular season-219/0, playoffs-14/0): Bahr has kicked for two Super Bowl championship

teams in his career – as a rookie for the Pittsburgh Steelers (1979) and in his first season with the Giants (1990) ... enters the 1995 season ranked 12th among the NFL's all-time leading scorers and fourth among active players with 1,326 points ... has converted 76 percent of his kicks (95 of 125) in his last five years ... two field goals and an extra point in the playoff game at Cleveland gave Bahr 103 career playoff points, which moved him ahead of Franco Harris (102) into second on the NFL's all-time playoff scoring leader's list (he needs just 13 points to break George Blanda's playoff record of 115 career points) ... has scored on 21 of his 25 career field goal attempts in the playoffs (.840) with a long of 52 yards in 1982 ... one of only three players in the history of the NFL to score over 100 playoff points ... with 21 field goals in playoff games, Bahr moved ahead of Toni Fritsch (20) into second place on the NFL's all-time list, trailing George

Extra Points

- After 16 seasons in the NFL and 382 career field goal attempts, Matt has attempted 191 kicks on artificial turf and 191 kicks on grass.
- In 1978, Matt played professional soccer for the Colorado Caribous and the Tulsa Roughnecks (NASL). He had three assists in 26 games.
- Matt hails from a soccer family. His father played on the 1950 U.S. World Cup team that beat England 1-0. His brother, Casey, played on the U.S. Olympic team in Munich in 1972.
- The Bahr's also own the distinction of being the most prolific scoring family in NFL history. Matt (1,326 points) and his brother Chris (1,213) have combined for 2,539 total points entering the 1995 season.
- When Matt was drafted in 1979, Drew Bledsoe was only 7 years old.

ALL-TIME LEADING PLAYOFF SCORERS

- | | |
|------------|---------------------------------|
| 1. 115 pts | George Blanda (49 PATs, 22 FGs) |
| 2. 103 pts | Matt Bahr (40 PATs, 21 FGs) |
| 3. 102 pts | Franco Harris (17 Touchdowns) |



Blanda (22) by just one field goal ... enters the 1995 campaign ranked fourth in field goal attempts in playoff games with 25 (Blanda holds the record with 39) ... tied a playoff record as a member of the Giants with five field goals in the 1990 NFC Championship Game at San Francisco (1/20/91) ... in three seasons with the Giants, he set a team record for the highest field goal percentage for a career by converting 55 of 73 field goals (.753) ... he is tied for the fourth longest field goal in Giants' team history with a 54-yard kick vs. Houston (12/21/91) ... in nine seasons with the Browns, he set the team's career record for kicking accuracy by converting 74.1 percent of his kicks (143 of 193) ... led the Browns in scoring in eight of his nine seasons there ... enters the 1995 season as the team's elder statesman at the age of 39. **1994 (16/0, 1/0):** As the popular adage states, Bahr continues to improve with age ... in his 16th NFL season, and at the age of 38, Bahr turned in a career-high performance in 1994 with 117 total points ... his 27 field goals were also a career high ... it marked the fourth time in the veteran's distinguished career that he had topped the 100-point plateau ... he became the first Patriot to break the 100-point plateau in seven years (Tony Franklin scored 140 in 1987) ... was just the fourth Patriot in franchise history to score over 100 points, joining Gino Cappelletti (6 times), Tony Franklin (3) and John Smith (2) ... his 117 points ranked third in the AFC and fourth overall ... he converted 27 of 34 field goal attempts (.794) and was successful on each of his 36 extra point attempts ... converted all of his kicks within 30 yards (14 of 14) and 88.5 percent of his kicks under 40 yards (23 of 26) ... he was successful on each of his 14 field goal attempts on turf and only missed one on the road all season (18 of 19) ... was four-for-four in games when the Patriots were trailing by three or less ... scored on both field goal attempts and added an extra point in the wild-card playoff loss at Cleveland (1/1/95) ... moved ahead of brother, Chris (1,213 career points), with five extra point kicks in the season-opener at Miami (9/4) ... converted all four field goal attempts at Cincinnati (9/18) in a 31-28 win ... scored 11 points in a 23-17 victory at Detroit the following week (9/25) ... opened the season with seven consecutive field goals before missing, extending a streak from 1993 to 12 successful attempts, the second-longest streak in franchise history ... kicked a 33-yard game-winning field goal with :04 seconds remaining to give the Patriots a 17-16 victory over the Packers (10/2) ... scored 11 points in the Patriots' come-from-behind 26-20 overtime victory vs. Minnesota (11/13) ... connected on a 38-yard field goal as time expired at the half to make the score 20-3 and, trailing 20-17, hit a 23-yard attempt with just 14 seconds in regulation to send the game into overtime ... kicked field goals of 22, 37, 25 and 42 yards in a 12-10 victory over Indianapolis (12/11) ... his four-field goal effort was the second of the season and the fifth of his career. **1993 (14/0)(11/0-Philadelphia; 3/0-New England):** Released by the Giants prior to the start of the season, but was signed by Philadelphia on September 16 to replace an injured Roger Ruzek (pulled hamstring) ... converted all four PATs and both field goal attempts, including a 42-yarder with 4:57 remaining in the game for a 34-31 victory over Washington ... that kicking performance earned him the full-time kicking responsibilities ... he made his first five field goal attempts as an Eagle, but struggled at midseason, missing five of his last eight kicks before the Eagles released him on December 13 after 11 weeks with the team ... he signed with the Patriots the following day and held the kicking responsibilities for the final three weeks of the season ... in three games with the Patriots, he did not miss – converting 10 consecutive PATs and five field goals ... kicked two field goals (23 and 34 yards) in a 20-17 victory at Cleveland (12/19) ... split the uprights from 31 and 37 yards in a 33-27 overtime victory vs. Miami in the season finale (1/2/94). **1992 (12/0-Giants):** Converted 16 of 21 field goal attempts (.762) and 29 of 29 extra points to finish second on the Giants in scoring with 77 points ... played in the Giants' first 12 games and kicked field goals in consecutive games before going on injured reserve with a knee injury ... his 76.2 percent kicking accuracy ranked third in team history behind Ali Haji-Sheikh (.833 in 1984) and Raul Allegre (.769 in 1989). **1991 (13/0-Giants):** Kicked a 54-yarder, the longest field goal of his career, in the Giants' season finale vs. Houston (12/21) ... provided the winning margin in



victories over three teams for whom he had formerly played (San Francisco, Cleveland and Pittsburgh) ... two of those games were won with last-second field goals by Bahr ... the first was in the season opener vs. San Francisco (9/2) when he kicked a 35-yard field goal with only :05 remaining in the game to give the Giants a 16-14 victory ... three weeks later, a 48-yard kick gave the Giants a 13-10 advantage vs. Cleveland (9/22) ... three weeks later, at Pittsburgh (10/14), he converted a 44-yard kick with just :04 remaining in the game to secure a 23-20 Giants victory. **1990 (13/0, 3/0-Giants):** Signed with the Giants three games into the season after being released by the Browns (9/3) ... replaced the Giants' Raul Allegre, who suffered a groin injury ... provided a game-winning 40-yard field goal as time expired in a 20-19 victory vs. Phoenix (10/21) ... added a 27-yard kick in a 13-10 victory over New England (12/30) ... kicked one of the most dramatic field goals of his distinguished career in the 1990 NFC Championship Game when he booted a 42-yard field goal as time expired to give the Giants a 15-13 victory over San Francisco (1/20/91) ... that field goal was his fifth of the game ... the following week, he converted field goals from 28 and 21 yards in a 20-19 victory over the Buffalo Bills in Super Bowl XXV (1/27/91) ... he was the first placekicker ever named to the All-Madden Team as the result of his clutch kicking, five special teams tackles and a facemask penalty. **1989 (16/0, 2/0-Cleveland):** Led the Browns with 88 points and surpassed the 600-point plateau for his career ... kicked a 32-yard field goal vs. Minnesota (12/17) with :24 remaining in the game to tie it at 17-17 ... the Browns went on to win the game in overtime ... kicked a 48-yarder vs. Denver (10/1) as time expired to give the Browns a 16-13 victory. **1988 (16/0, 1/0-Cleveland):** Voted the Browns' Offensive MVP by the Cleveland Touchdown Club and Browns Backers ... converted 24 of 29 field goal attempts (.828), fourth-best percentage in the NFL and the second-highest of his career ... equaled a single-season career-high with 104 points (tied 104 points scored in 1979) ... his 104-point total was the second time he had surpassed the 100-point plateau with the Browns – only Jim Brown recorded more 100-point seasons ... recorded five special teams tackles, including a touchdown-saving tackle on an Allen Pinkett kickoff return in the Browns' playoff-clinching 28-23 victory over Houston (12/18) ... kicked three field goals the following week in a 24-23 wild-card playoff loss vs. Houston (12/24). **1987 (3/0, 2/0-Cleveland):** Played in the Browns' final three regular season games and two playoff games after spending the majority of the season on the physically unable to perform list recovering from the knee injury he sustained in 1986 ... converted four of five regular season attempts, missing only a 37-yarder which hit the right upright at L.A. Raiders (12/20) ... successful on two of three field goal attempts and all nine extra points in two playoff games. **1986 (12/0, IR-Cleveland):** Converted 20 of 26 field goals (.769) and all 30 PATs prior to suffering a season-ending injury vs. Pittsburgh (11/23) when he made a touchdown saving stop on a return by the Steelers' Lupe Sanchez ... he was on pace to kick a club-record and individual career-high 26 field goals prior to the injury ... placed on injured reserve list on November 25 ... kicked a season-long 52-yarder vs. Minnesota (10/26), tying the fourth longest kick in club history. **1985 (16/0, 1/0-Cleveland):** Converted 14 of 18 field goal attempts (.778) and 35 of 35 PATs ... had a career-long streak of 14 consecutive field goals snapped when he missed a 36-yard attempt vs. New England (10/6). **1984 (16/0-Cleveland):** Broke Lou "The Toe" Groza's 31-year-old Cleveland record for the most field goals in a single season when he booted his 24th at Houston in the season finale ... finished the season hitting 12 consecutive field goals ... shared the league lead with the Steelers' Gary Anderson for the most successful field goals made during the season (24) ... ranked eighth in scoring with 97 points. **1983 (16/0-Cleveland):** Led the NFL and set a single-season career-high with an 87.5 percent accuracy rate (21 of 24 attempts), second in Browns history behind Lou Groza's 88.5 percent mark in 1953 ... ended the season converting 17 of 18 field goals, including his last nine. **1982 (9/0, 1/0-Cleveland):** Helped defeat his former teammates with a 44-yard field goal and an extra point in a 10-9 victory over Pittsburgh (12/19) ... kicked a 52-yard field goal at the Raiders (1/8/83), which equaled the NFL record at the time for the longest field



goal in postseason play. **1981 (15/0)(4/0-San Francisco; 11/0 Cleveland):** Released by the Steelers in favor of Gary Anderson on August 31 and signed with San Francisco on September 8 ... traded to Cleveland for a ninth-round choice on October 6 ... played in 11 games for Cleveland and led the team with 61 points ... kicked a 24-yard field goal with :43 left to play in a 15-12 triumph over San Francisco (11/15) during the 49ers Super Bowl XVI championship season. **1980 (16/0-Pittsburgh):** Led the Steelers in scoring for the second consecutive season, connecting on 19 of 28 field goal attempts and 39 of 42 PATs for 96 points ... finished his Steeler career with 200 points. **1979 (16/0, 3/0-Pittsburgh):** Named to UPI All-Rookie team while leading the Steelers in scoring during their fourth Super Bowl Championship season in the '70s ... his 104 points scored set a Steeler rookie record ... capped his rookie season with a 41-yard field goal in the Steelers' 31-19 Super Bowl triumph over the L.A. Rams (1/20/80) ... kicked a clutch 21-yard field goal vs. the Browns (11/25) to tie the game with 24 seconds left in regulation to send the game to overtime ... he followed with a game-winning 37-yard kick with only :09 remaining in overtime to win 33-30.

College: Set NCAA records during his senior year at Penn State for field goals (22) and field goal percentage (.815), each of which have since been surpassed ... scored 191 points during his collegiate career, third most in Penn State history ... in three seasons, he connected on 39 of 61 field goal attempts and 74 of 77 extra points ... beat out his brother, Chris, as the placekicker on the Penn State's all-time team.

Personal: Matthew David Bahr was born on July 6, 1956 in Philadelphia, Pa. ... he starred as a football and soccer player at Neshaminy Langhorne High in Langhorne, Pa. ... brother Chris kicked for the Cincinnati Bengals, Oakland-Los Angeles Raiders and the San Diego Chargers during his 14-year NFL career (1976-89) ... Matt earned his bachelor's degree in electrical engineering at Penn State and his master's degree in business administration at the University of Pittsburgh ... he was a four-year starter on the Penn State soccer team and was elected team captain his senior year ... remains extremely active in working with youth-related charities and organizations ... Matt and his wife, Maresa, have three children, two daughters, Lindsey Davies (12) and Caitlin Dorothy (8), and one son, Connor Matthew (2).

NFL'S TOP 20 ALL-TIME LEADING SCORERS

| # | PLAYER | YRS | TD | PAT | FG | TOTAL |
|-----|-------------------------|-----------|-----------|------------|------------|--------------|
| 1. | GEORGE BLANDA | 26 | 9 | 943 | 335 | 2,002 |
| 2. | JAN STENERUD | 19 | 0 | 580 | 373 | 1,699 |
| 3. | LOU GROZA | 21 | 1 | 810 | 264 | 1,608 |
| 4. | Nick Lowery* | 16 | 0 | 512 | 349 | 1,559 |
| 5. | Pat Leahy | 18 | 0 | 558 | 304 | 1,470 |
| 6. | Jim Turner | 16 | 1 | 521 | 304 | 1,439 |
| 7. | Mark Moseley | 16 | 0 | 482 | 300 | 1,382 |
| 8. | Jim Bakken | 17 | 0 | 534 | 282 | 1,380 |
| 9. | Fred Cox | 15 | 0 | 519 | 282 | 1,365 |
| 10. | Eddie Murray* | 15 | 0 | 465 | 298 | 1,359 |
| 11. | Gary Anderson* | 13 | 0 | 416 | 309 | 1,343 |
| 12. | Matt Bahr* | 16 | 0 | 495 | 277 | 1,326 |
| 13. | Morten Anderson* | 13 | 0 | 412 | 302 | 1,318 |
| 14. | Jim Breech | 14 | 0 | 517 | 243 | 1,246 |
| 15. | Chris Bahr | 14 | 0 | 490 | 241 | 1,213 |
| 16. | Norm Johnson* | 13 | 0 | 476 | 243 | 1,205 |
| 17. | Gino Cappelletti | 11 | 42 | 350 | 176 | 1,130 |
| 18. | Ray Wersching | 15 | 0 | 456 | 222 | 1,122 |
| 19. | Don Cockroft | 13 | 0 | 432 | 216 | 1,080 |
| 20. | Garo Yepremian | 14 | 0 | 444 | 210 | 1,074 |

ALL CAPS SIGNIFIES HALL OF FAME PLAYERS

* Active in 1994 season

Indicates ranking at start of the 1995 season

**MATT BAHR'S NFL STATISTICS****Regular Season Scoring**

| Year | Team | G | PATs | Pct | FGs | Pct | Lg | Points |
|----------------------|--------------|-----|---------|-------|---------|------|----|--------|
| 1979 | Steelers | 16 | 50-52 | .962 | 18-30 | .600 | 46 | 104 |
| 1980 | Steelers | 16 | 39-42 | .929 | 19-28 | .679 | 48 | 96 |
| 1981 | 49ers/Browns | 15 | 34-34 | 1.000 | 15-26 | .577 | 47 | 79 |
| 1982 | Browns | 9 | 17-17 | 1.000 | 7-15 | .467 | 46 | 38 |
| 1983 | Browns | 16 | 38-40 | .950 | 21-24 | .875 | 47 | 101 |
| 1984 | Browns | 16 | 25-25 | 1.000 | 24-32 | .750 | 50 | 97 |
| 1985 | Browns | 16 | 35-35 | 1.000 | 14-18 | .778 | 45 | 77 |
| 1986 | Browns | 12 | 30-30 | 1.000 | 20-26 | .769 | 52 | 90 |
| 1987 | Browns | 3 | 9-10 | .900 | 4-5 | .800 | 31 | 21 |
| 1988 | Browns | 16 | 32-33 | .970 | 24-29 | .828 | 47 | 104 |
| 1989 | Browns | 16 | 40-40 | 1.000 | 16-24 | .667 | 48 | 88 |
| 1990 | Giants | 13 | 29-30 | .967 | 17-23 | .739 | 49 | 80 |
| 1991 | Giants | 13 | 24-25 | .960 | 22-29 | .759 | 54 | 90 |
| 1992 | Giants | 12 | 29-29 | 1.000 | 16-21 | .762 | 47 | 77 |
| 1993 | Eagles/Pats | 14 | 28-29 | .966 | 13-18 | .722 | 48 | 67 |
| 1994 | Patriots | 16 | 36-36 | 1.000 | 27-34 | .794 | 48 | 117 |
| Totals-16 yrs | | 219 | 495-507 | .976 | 277-382 | .725 | 54 | 1,326 |

Regular Season Field Goal Distances

| Year | Team | 1-19 | 20-29 | 30-39 | 40-49 | 50+ | Total |
|----------------------|--------------|---------|---------|--------|--------|--------|---------|
| 1979 | Steelers | 0-0 | 6-6 | 6-11 | 6-12 | 0-1 | 18-30 |
| 1980 | Steelers | 2-2 | 8-9 | 7-10 | 2-6 | 0-1 | 19-28 |
| 1981 | 49ers/Browns | 3-3 | 5-7 | 5-10 | 2-5 | 0-1 | 15-26 |
| 1982 | Browns | 1-1 | 3-4 | 1-3 | 2-7 | 0-0 | 7-15 |
| 1983 | Browns | 1-1 | 9-9 | 5-6 | 6-7 | 0-1 | 21-24 |
| 1984 | Browns | 3-3 | 12-12 | 2-7 | 6-9 | 1-1 | 24-32 |
| 1985 | Browns | 1-1 | 2-2 | 8-9 | 3-5 | 0-1 | 14-18 |
| 1986 | Browns | 4-4 | 7-9 | 7-8 | 1-2 | 1-3 | 20-26 |
| 1987 | Browns | 0-0 | 2-2 | 2-3 | 0-0 | 0-0 | 4-5 |
| 1988 | Browns | 1-1 | 10-12 | 8-10 | 5-6 | 0-0 | 24-29 |
| 1989 | Browns | 0-0 | 5-5 | 6-8 | 4-9 | 1-2 | 16-24 |
| 1990 | Giants | 2-2 | 7-7 | 3-3 | 5-9 | 0-2 | 17-23 |
| 1991 | Giants | 0-0 | 6-6 | 6-8 | 9-12 | 1-3 | 22-29 |
| 1992 | Giants | 2-2 | 1-1 | 10-11 | 3-5 | 0-2 | 16-21 |
| 1993 | Eagles/Pats | 1-1 | 5-7 | 5-5 | 2-5 | 0-0 | 13-18 |
| 1994 | Patriots | 0-0 | 14-14 | 9-12 | 4-8 | 0-0 | 27-34 |
| Totals-16 yrs | | 21-21 | 102-112 | 90-124 | 60-107 | 4-18 | 277-382 |
| Accuracy | | (1.000) | (.911) | (.725) | (.561) | (.222) | (.725) |

Additional Statistics

Special Teams Tackles (12): 1990 (5); 1991 (4); 1992 (3).

Rushing: 1988 (1 carry for -8 yards)

Split Seasons (Games Played)

1981- San Francisco (4), Cleveland (11)

1993- Philadelphia (11), New England (3)

Field Goal Breakdowns

Overall: 277-382 (.725) **Home:** 137-196 (.699) **Away:** 140-186 (.753)

vs. NFC: 89-130 (.685) **Home:** 46-67 (.687) **Away:** 52-63 (.825)

vs. AFC: 188-252 (.746) **Home:** 90-129 (.698) **Away:** 98-123 (.797)

On Artificial Turf: 145-191 (.759)

On Grass: 132-191 (.691)

In Domes: 33-46 (.717)

Single-Game Career Highs**Regular Season**

Most Points - 15 (2 times) Most recent at Pittsburgh (9/10/89)

Most FG Attempts - 5 (4 times) Most recent vs. San Diego (11/20/94)

Most FG Made - 4 (5 times) Most recent vs. Indianapolis (12/11/94)

Longest FG - 54 vs. Houston (12/21/91)

Most PATs - 6 (4 times) Most recent at Pittsburgh (9/10/89)



| Postseason Scoring | | | | | | | | |
|--------------------|----------|----|-----------------|-------|-------|-------|----|-------|
| Year | Team | GP | PATs | Pct | FGs | Pct | Lg | Total |
| 1979 | Steelers | 3 | 11-12 | .917 | 3-4 | .750 | 41 | 20 |
| 1982 | Browns | 1 | 1-1 | 1.000 | 1-1 | 1.000 | 52 | 4 |
| 1985 | Browns | 1 | 3-3 | 1.000 | 0-0 | — | — | 3 |
| 1986 | Browns | | Injured Reserve | | | | | |
| 1987 | Browns | 2 | 9-9 | 1.000 | 2-3 | .667 | 24 | 15 |
| 1988 | Browns | 1 | 2-2 | 1.000 | 3-3 | 1.000 | 33 | 11 |
| 1989 | Browns | 2 | 7-7 | 1.000 | 2-3 | .667 | 47 | 13 |
| 1990 | Giants | 3 | 6-6 | 1.000 | 8-9 | .889 | 46 | 30 |
| 1994 | Patriots | 1 | 1-1 | 1.000 | 2-2 | 1.000 | 33 | 7 |
| Totals-9 yrs | | 14 | 40-41 | .976 | 21-25 | .840 | 52 | 103 |

| | | Postseason Field Goals | | | | | |
|--------------|----------|------------------------|---------|--------|--------|---------|--------|
| Year | Team | 1-19 | 20-29 | 30-39 | 40-49 | 50+ | Total |
| 1979 | Steelers | 0-0 | 1-1 | 1-1 | 1-2 | 0-0 | 3-4 |
| 1982 | Browns | 0-0 | 0-0 | 0-0 | 0-0 | 1-1 | 1-1 |
| 1985 | Browns | 0-0 | 0-0 | 0-0 | 0-0 | 0-0 | 0-0 |
| 1986 | Browns | Injured Reserve | | | | | |
| 1987 | Browns | 0-0 | 2-2 | 0-0 | 0-1 | 0-0 | 2-3 |
| 1988 | Browns | 0-0 | 2-2 | 1-1 | 0-0 | 0-0 | 3-3 |
| 1989 | Browns | 0-0 | 0-0 | 0-0 | 2-3 | 0-0 | 2-3 |
| 1990 | Giants | 0-0 | 3-3 | 1-2 | 4-4 | 0-0 | 8-9 |
| 1994 | Patriots | 0-0 | 1-1 | 1-1 | 0-0 | 0-0 | 2-2 |
| Totals-8 yrs | | 0-0 | 9-9 | 4-5 | 7-10 | 1-1 | 21-25 |
| | | (—) | (1.000) | (.800) | (.700) | (1.000) | (.840) |

Postseason

Most Points - 15 at San Francisco (1/20/91)

Most FG Attempts - 6 at San Francisco (1/20/91)

Most FG Made - 5 at San Francisco (1/20/91)

Longest FG - 52 at Raiders (1/8/83)

CLOSE CALLS

Matt Bahr has helped the Patriots to 13 victories since joining the team on December 14, 1993. Of the 13 contests, eight were decided by less than a touchdown. Those games and Bahr's contribution in those games are listed below:

| Date | Opponent | Final Score | FGA/FGM | Distances | PATs |
|----------|-----------------|-------------|---------|------------------|------|
| 12/19/93 | at Cleveland | 20-17 | 2/2 | 23,34 | 2/2 |
| 01/02/94 | Miami | 33-27 | 2/2 | 31,37 | 3/3 |
| 09/18/94 | at Cincinnati | 31-28 | 4/4 | 43,24,28,35 | 1/1 |
| 09/25/94 | at Detroit | 23-17 | 3/3 | 20, 28, 21 | 2/2 |
| 10/02/94 | Green Bay | 17-16 | 1/3 | 33 (48,32) | 2/2 |
| 11/13/94 | Minnesota | 26-20 (ot) | 2/3 | 38,23 (39) | 2/2 |
| 11/20/94 | San Diego | 23-17 | 3/5 | 39,38,23 (44,48) | 2/2 |
| 11/27/94 | at Indianapolis | 12-10 | 4/4 | 22,37,25,42 | 0/0 |

ENERGIZED AND STILL GOING ...

It may come as a surprise to many, but at the age of 39, Matt Bahr is only the fifth oldest player to report to training camp in 1995. Below is a list of the seven eldest members of the NFL.

| Player | Team | Birthdate |
|-------------------|-----------------|---------------------|
| Jackie Slater | Rams | May 27, 1954 |
| Vince Evans | Raiders | June 14, 1955 |
| Clay Matthews | Falcons | March 15, 1956 |
| Nick Lowery* | Jets | May 27, 1956 |
| Matt Bahr* | Patriots | July 6, 1956 |
| Eddie Murray* | Eagles | August 29, 1956 |
| Warren Moon | Vikings | November 18, 1956 |

* denotes the only players to have played in all 16 games last season.



CLUTCH KICKING

Throughout his career, Matt Bahr has been one of the NFL's most reliable field goal kickers when the game is on the line. Last season alone, Bahr's kicking was responsible for no fewer than three Patriot victories. Below are 15 kicks which led to victories in 14 games.

| Date | Team | Opponent | FG Distance | Time After FG | Score |
|----------|--------------|---------------|-------------|---------------|---------|
| 09/03/79 | Pittsburgh | New England | 41 yards | 9:50 ot | 16-13 * |
| 11/25/79 | Pittsburgh | Cleveland | 37 yards | 0:09 ot | 33-30 * |
| 11/25/79 | Pittsburgh | Cleveland | 21 yards | 0:24 | 30-30 |
| 11/15/81 | Cleveland | San Francisco | 24 yards | 0:43 | 15-12 * |
| 12/17/89 | Cleveland | Minnesota | 32 yards | 0:24 ot | 17-17 |
| 10/01/89 | Cleveland | Denver | 48 yards | 0:00 | 16-13 * |
| 01/20/91 | N.Y. Giants | San Francisco | 42 yards | 0:00 | 15-13 * |
| 12/30/90 | N.Y. Giants | New England | 27 yards | 0:02# | 13-10 * |
| 10/02/90 | N.Y. Giants | Phoenix | 40 yards | 0:00 | 20-19 * |
| 10/14/91 | N.Y. Giants | Pittsburgh | 44 yards | 0:04 | 23-20 * |
| 09/02/91 | N.Y. Giants | San Francisco | 35 yards | 0:05 | 16-14 * |
| 09/19/93 | Philadelphia | Washington | 42 yards | 4:57 | 34-31 * |
| 10/02/94 | New England | Green Bay | 33 yards | 0:04 | 17-16 * |
| 11/13/94 | New England | Minnesota | 23 yards | 0:14 ot | 20-20 |
| 11/27/94 | New England | Indianapolis | 42 yards | 4:01 | 12-10 * |

* indicates final score

game-winning FG with 2 seconds remaining in the first half

"If he had the advantage of kicking indoors or kicking in very good conditions, he might be the best kicker who ever kicked. He's in the top 10 right now if he doesn't kick another kick. He kicked in Cleveland for nine years, probably the hardest place in the league, with New England a close second. He has never kicked in a good place, which in my mind makes him a better kicker."

— Patriots Head Coach Bill Parcells


FOXBORO DEEP FREEZES

Matt Bahr has played in some difficult kicking climates during his 16-year NFL career. After two seasons in Pittsburgh, Bahr kicked for nine seasons in Cleveland, three seasons in New York, half a season in Philadelphia and now he is entering his second full season with New England. In his first game at Foxboro Stadium, Bahr was perfect, converting his only field goal attempt and all four extra points despite weather conditions with winds gusting to 43 mph and a windchill of minus 21 degrees. It was the third coldest game played at Foxboro Stadium (records may vary based on sources of temperatures). The 15 coldest games played at Foxboro Stadium are listed below:

| Date | Opponent | Score | Temperature | Comments |
|----------|---------------|------------|-------------|----------------|
| 12/11/77 | Miami | 14-10 | 14 | |
| 12/11/88 | Tampa Bay | 10- 7 (ot) | 18 | -25 wind chill |
| 12/26/93 | Indianapolis | 38- 0 | 19 | -21 wind chill |
| 12/24/89 | L.A. Rams | 20-24 | 20 | |
| 12/12/82 | Miami | 3- 0 | 22 | |
| 12/27/92 | Miami | 13-16 (ot) | 23 | |
| 11/22/87 | Indianapolis | 24- 0 | 26 | |
| 12/13/70 | Minnesota | 14-35 | 27 | |
| 12/10/78 | Buffalo | 26-24 | 28 | |
| 12/16/73 | Baltimore | 13-18 | 28 | Snow |
| 12/22/85 | Cincinnati | 34-23 | 29 | |
| 12/14/86 | San Francisco | 24-29 | 30 | |
| 12/04/88 | Seattle | 13- 7 | 31 | |
| 12/05/71 | Miami | 34-13 | 32 | |
| 12/06/92 | Indianapolis | 0- 6 | 32 | |



98 TROY BARNETT

**Defensive End****6-5 • 293 • 2nd Year****Rookie Free Agent '94****North Carolina****Born: May 24, 1971****Jacksonville, N.C.**

Transactions: Troy Barnett signed with the Patriots as a rookie free agent on April 25, 1994.

Pro Career GP/GS (regular season 14/0, postseason 1/0): Barnett was one of only two rookie free agents (along with NT Sylvester Stanley) who made the Patriots' active roster in 1994 ... his size and work ethic make him an attractive prospect.

1994 (14/0, 1/0): Finished the season with 13 total tackles (7 unassisted), including one sack ... listed among the players reported inactive for the first two weeks of the season

... made his NFL debut in the third quarter at Cincinnati (9/18) and recorded his first career tackle — an 11-yard sack on David Klingler ... his only other tackle on the day came in the fourth quarter when he dropped Harold Green for a 1-yard loss on the Bengals' own 27-yard line ... received limited playing time behind veteran defensive end Mike Pitts, but did see action in many short-yardage situations and on special teams ... blocked a 38-yard field goal attempt by Kevin Butler during a 13-3 win over Chicago to help clinch the Patriots' first playoff berth in eight seasons ... blocked his second kick of the season the following week in the Patriots' playoff game at Cleveland when he batted down a 50-yard attempt by Matt Stover.

College: Finished his career with 106 total tackles, including 10 sacks in four seasons at North Carolina ... walked on at UNC as a 6-foot-2-inch, 215-pound linebacker and redshirted his freshman year ... added over 60 pounds in the next four years ... saw limited action in two games in 1990 as a defensive tackle ... returned in 1991 to play in 10 games, recording 21 tackles with five sacks and six tackles for losses ... played both nose tackle and defensive tackle positions in 1992 and recorded 39 tackles for the season ... completed his collegiate career at the nose tackle position and recorded a career-high 46 tackles, including a career-high eight tackles for losses (three sacks).

Personal: Troy Anthony Barnett was born on May 24, 1971 in Jacksonville, N.C. ... all-county and all-conference two-way lineman at Southwest High in Jacksonville, N.C. ... also lettered in basketball ... three-time class president ... received three academic scholarships ... majored in political science at North Carolina ... Troy's wife, Tiffany, is a dental assistant.

Extra Points

- The Patriots were the only team to offer Troy a contract out of UNC. At the time, Troy was working as a manager-trainee at a McDonald's in Chapel Hill.
- Troy's brother, Al, played CB for the Amsterdam Admirals of the WLAFL.
- Completed an internship at Reebok during '95 offseason.

TROY BARNETT'S NFL STATISTICS

Regular Season Defensive Statistics


| Year | Team | G/S | TT | UT | A | S-Yds | I-Yds | PD | FF | FR | SpT | Blk |
|------|----------|------|----|----|---|-------|-------|----|----|----|-----|-----|
| 1994 | Patriots | 14/0 | 13 | 7 | 6 | 1-11 | 0-0 | 1 | 0 | 0 | 0 | 1 |

Postseason Defensive Statistics

| Year | Team | G/S | TT | UT | A | S-Yds | I-Yds | PD | FF | FR | SpT | Blk |
|------|----------|-----|----|----|---|-------|-------|----|----|----|-----|-----|
| 1994 | Patriots | 1/0 | 0 | 0 | 0 | 0-0 | 0-0 | 0 | 0 | 0 | 0 | 1 |



11 DREW BLEDSOE

**Quarterback****6-5 • 233 • 3rd Year****Draft: 1 (1st) '93****Washington State****Born: 2/14/72****Ellensburg, Wash.**

Transactions: The Patriots selected Bledsoe with the first overall pick in the 1993 NFL draft.

Pro Career GP/GS (regular season 29/28, postseason 1/1):

Drew Bledsoe is proving his worth as the first player selected in the 1993 NFL draft ... he was the eighth quarterback, since the 1970 AFL-NFL merger, to be selected first overall in the draft and through 29 games, Bledsoe has thrown more passes with more completions for more yards and more touchdowns than any of his seven predecessors ... at the age of 22, Bledsoe became the youngest player in NFL history to reach the 7,000-yard passing plateau ... with 7,049 yards, Bledsoe already ranks fifth on the Patriots' all-time passing list ... barring injury, he could move into third place as early as this season ... he has won 15 of 28 games as a starter (.536) and has an 8-6 record at Foxboro Stadium (.571) ... selected by *Sports Illustrated* as the 12th of 20 "Brightest Young Stars in Sports."

Extra Points

- In 1994, Drew finished second to Randall Cunningham in the long distance event at the Quarterback Challenge with a throw of 76 yards.
- Tommy Knecht is the only quarterback to have started ahead of Drew for an entire season ... in the seventh grade at Pioneer Junior High (Walla Walla, Wash.) in 1984. Drew was moved to tight end.
- Only four players in NFL history have ever passed for more yards than Bledsoe's 4,555 in 1994.

1994 (16/16, 1/1): In 1994, Bledsoe threw more times (691) and completed more passes (400) for more yards (4,555) than any other quarterback ... he finished fourth in the league with 25 touchdown passes, trailing only Steve Young (35), Brett Favre (33) and Dan Marino (30) ... he guided the top-rated passing offense in the NFL, averaging 277.8 yards per game ... earned Patriots' Miller Lite Player of the Game a total of four times, weeks 1, 2, 11 and 16 ... selected the NFL's Miller Lite Player of the Week — as selected by a national media panel — and AFC Player of the Week by

YOUNGEST QBs TO REACH 10,000-YARD PLATEAU

Drew Bledsoe was only 22 years old when he eclipsed the 7,000-yard passing plateau, the youngest in NFL history. At 23, he now needs just 2,951 yards this season to become the youngest player to reach the 10,000-yard plateau. The three youngest quarterbacks to reach that plateau are listed below. Interestingly, each of the QBs threw for over 300 yards in the game that pushed them over the 10,000-yard mark.

| Quarterback, Team | Age | Date | Game Total |
|-------------------------|-----------------|----------|------------|
| Dan Marino, Miami | 24 yrs, 63 days | 11/17/85 | 330 yards |
| Bernie Kosar, Cleveland | 25 yrs, 9 days | 12/04/88 | 308 yards |
| Brett Favre, Green Bay | 25 yrs, 69 days | 12/18/94 | 321 yards |



the NFL for his performances against Green Bay 10/2 (53-29-334-2 tds-1 int) and Minnesota 11/13 (70-45-426-3 tds-0 ints) ... he completed over 50 passes to five different targets — Ben Coates (96), Michael Timpson (74), Leroy Thompson (65), Vincent Brisby (58), and Kevin Turner (52) — for the first time in NFL history ... became the youngest quarterback (22-years old) to play in the Pro Bowl in the history of the game ... was a UPI second-team All-AFC selection ... set three NFL passing records — most attempts in a season (691), most attempts in a game (70) and most completions in a game (45) ... came within four pass completions to establish a fourth NFL record — his 400 completions rank second only to Warren Moon who completed 404 passes for Houston in 1991 ... set eight franchise passing records — most attempts in a season (691), most attempts in a game (70), most completions in a season (400), most completions in a game (45), most passing yardage in a season (4,555), most passing yardage in a game (426), most consecutive 300-yard games (4) and most 300-yard games in one season (6) ... in 1994 alone, Bledsoe attempted more passes (691), completed more passes (400) and threw for more yards (4,555) than 31 of his 36 predecessors had accomplished during their Patriots' careers ... Bledsoe started every game in 1994 to become the first Patriots quarterback to do so since Steve Grogan started every game in 1975 ... among NFL quarterbacks, only Dan Marino, who threw for 5,084 yards in 1984, had a more spectacular sophomore season than Bledsoe ... he opened the season at Miami (9/4) and set a Patriots passing record by throwing for 421 yards (which he broke nine games later) in just his 13th NFL start ... in that season-opener, he completed 32 of 51 passes while throwing four touchdowns ... it was the second time in his short career that he had thrown for four touchdowns in a game ... connected with Ben Coates on a 62-yard touchdown strike — the longest completion of Bledsoe's career ... earned Patriots' Miller Lite Player of the Game honors, as voted by a local media panel, for his performance ... nearly duplicated his performance the following week in the home opener vs. Buffalo (9/11) ... completed 26 of 42 passes (.619) for 380 yards and three touchdowns to earn consecutive Patriots' Miller Lite Player of the Game honors ... passed for over 300 yards in five of his first six games of the season ... trailing 19-20 in the third quarter at Cincinnati (9/18), Bledsoe led the Patriots 80 yards on eight plays, capped by a 34-yard touchdown pass to Michael Timpson to take a 25-20 lead ... put the game out of reach on the following possession with a 61-yard scoring drive to give the Patriots a 31-20 lead in the 31-28 victory ... Bledsoe finished the game with 365 yards and a touchdown, completing 30 of 50 pass attempts (.600) in the Patriots' first victory of the season ... with a 10-7 lead and just under six minutes remaining in the

YOUNGEST PRO BOWL QBs (1971-95)

Although Dan Marino holds the distinction of being the youngest quarterback selected to the Pro Bowl, Drew Bledsoe is the youngest quarterback to have actually played in a Pro Bowl. Marino, who was voted to start for the AFC squad as a rookie following the 1983 season, missed the game due to a knee injury. The 10 youngest quarterbacks selected to play in the Pro Bowl are listed below. The year represents the year of the Pro Bowl game, not of the previously concluded season.

| Quarterback, Team | Year | Age |
|----------------------------------|-------------|------------------------------------|
| Dan Marino, Miami* | 1984 | 22 yrs., 4 months, 14 days |
| Drew Bledsoe, New England | 1995 | 22 yrs., 11 months, 22 days |
| Brett Favre, Green Bay | 1993 | 23 yrs., 3 months, 28 days |
| Dan Marino, Miami | 1985 | 23 yrs., 4 months, 12 days |
| Bernie Kosar, Cleveland# | 1988 | 24 yrs., 2 months, 13 days |
| Brett Favre, Green Bay | 1994 | 24 yrs., 3 months, 27 days |
| Mike Boryla, Philadelphia | 1976 | 24 yrs., 10 months, 20 days |
| Pat Haden, L.A. Rams | 1978 | 25 years to the date |
| Greg Landry, Detroit | 1972 | 25 yrs., 1 month, 5 days |
| Ken O'Brien, N.Y. Jets | 1986 | 25 yrs., 2 months, 6 days |

* did not play due to an injury

named to squad by AFC coaching staff as a "need" player



second quarter at Detroit (9/25), Bledsoe guided a 14-play, 69-yard scoring drive capped by a 7-yard touchdown pass to Ben Coates with just 21 seconds remaining to take a 17-7 lead in the 23-17 victory ... he completed 21 of 33 attempts (.636) for 251 yards and a touchdown ... trailing 16-14 with 1:14 remaining in the game vs. Green Bay (10/2), Bledsoe directed the Patriots on an 11-play, 45-yard drive which set up the game-winning field goal by Matt Bahr (33 yards) with just :04 remaining in the game — the Patriots won 17-16 ... threw for over 300 yards for the fifth time in six weeks when he completed 23 of 55 passes for 321 yards and two touchdowns in a 21-17 loss vs. the Raiders (10/9) ... threw for 242, 125 and 166 yards in three consecutive losses before exploding for a franchise record by completing 45 of 70 passes for 421 yards and three touchdowns vs. Minnesota (11/13) ... trailing 20-0 with 58 seconds remaining in the first half, he completed four consecutive passes to lead the Patriots on a seven-play, 48-yard drive to position Matt Bahr for a 38-yard field goal as time expired ... in the second half, Bledsoe turned in what has already become a legendary performance by completing 37 of 53 attempts (.698) for 354 yards and three touchdowns, without an interception, a sack or a penalty called against him ... connected with Ray Crittenden on a 31-yard touchdown on the opening drive of the second half ... pulled to within three (20-17) with a 5-yard touchdown pass to Leroy Thompson with 2:27 remaining in the game ... with just 1:51 remaining in the game, Bledsoe converted a 4th-and-10 with a 25-yard completion to Vincent Brisby ... completed his next four attempts to take the Patriots to the five-yard line, where Matt Bahr kicked the game-tying field goal with just 14 seconds remaining to send the game to overtime ... he completed his first five attempts of the overtime period and won the game (26-20) with a 14-yard touchdown strike to Kevin Turner in the corner of the end zone ... the 26 unanswered points in a 26-20 overtime victory over the Vikings ignited a seven-game win streak to close the season ... trailing 9-10 at Indianapolis (11/27) with 3:13 remaining in the game, Bledsoe directed his third 4th-quarter comeback of the season with a 12-play, 55-yard drive to position Bahr for his second game-winning field goal (42 yards) of the season ... finished the game completing 26 of 36 attempts for a season-high 72.2% completion percentage ... ended the season with consistency, throwing for 277, 276 and 277 yards respectively in the last three regular season games ... recorded a nearly flawless day at Buffalo (12/18) by completing 22 of 31 attempts (.710) for 276 yards and three touchdowns without an interception or a sack in a 41-17 victory at Buffalo ... clinched the Patriots' first playoff berth in eight seasons with a 13-3 victory at Chicago (12/24) ... completed just over 60 percent of his attempts (23 of 38) for 277 yards and secured the victory with a 3-yard touchdown pass to Leroy Thompson with 2:32 re-

ALL-TIME NFL SINGLE-SEASON PASSING LEADERS

| ATTEMPTS | | | COMPLETIONS | | |
|----------|--------------------|------|-------------|--------------------|------|
| Att | Player | Year | Comp | Player | Year |
| 691 | Drew Bledsoe | 1994 | 404 | Warren Moon | 1991 |
| 655 | Warren Moon | 1991 | 400 | Drew Bledsoe | 1994 |
| 623 | Dan Marino | 1986 | 385 | Dan Marino | 1994 |
| 615 | Dan Marino | 1994 | 378 | Dan Marino | 1986 |
| 609 | Dan Fouts | 1981 | 371 | Warren Moon | 1994 |

TOP 10 SINGLE-SEASON PASSING PERFORMANCES IN NFL HISTORY

| # | Yards | Player | Year | Att | Comp | Pct | TD | Int |
|-----|-------|--------------|------|-----|------|------|----|-----|
| 1. | 5,084 | Dan Marino | 1984 | 564 | 362 | 64.2 | 48 | 17 |
| 2. | 4,802 | Dan Fouts | 1981 | 609 | 360 | 59.1 | 33 | 17 |
| 3. | 4,746 | Dan Marino | 1986 | 623 | 378 | 60.7 | 44 | 23 |
| 4. | 4,715 | Dan Fouts | 1980 | 589 | 348 | 59.1 | 30 | 24 |
| 5. | 4,690 | Warren Moon | 1991 | 655 | 404 | 61.7 | 23 | 21 |
| 6. | 4,689 | Warren Moon | 1990 | 584 | 362 | 62.0 | 33 | 13 |
| 7. | 4,614 | Neil Lomax | 1984 | 560 | 345 | 61.6 | 28 | 16 |
| 8. | 4,555 | Drew Bledsoe | 1994 | 691 | 400 | 57.9 | 25 | 27 |
| 9. | 4,458 | Lynn Dickey | 1983 | 484 | 289 | 59.7 | 32 | 29 |
| 10. | 4,453 | Dan Marino | 1994 | 615 | 385 | 62.6 | 30 | 17 |



maining in the game ... attempted 50 passes for the sixth time of the season in the Patriots 20-13 wild-card playoff loss at Cleveland (1/1/95).

1993 (13/12): Led a Patriots' offense that improved from its 27th ranking in '92 to 12th in '93 ... led a passing attack that jumped 14 places in the NFL rankings, from 26th to 12th ... opened his rookie season as the starting quarterback until a mid-season injury sidelined him for three games ... became just the second quarterback in team history to start a season-opener as a rookie (Jim Plunkett started in his NFL debut in 1971) ... his first career completion was thrown to fullback Sam Gash for a gain of seven yards (9/5) ... his first touchdown was thrown to Ben Coates, who caught a pass on a crossing pattern and ran 54 yards for a touchdown — Bledsoe's longest completion of the season ... he rewrote the Patriots rookie passing records by finishing the season with 214 completions on 429 attempts for 2,494 yards and 15 touchdowns ... voted Rookie of the Year by the Patriots' Quarterback Club ... his 2,494 yards rank fourth all-time on the NFL's rookie quarterback list and 10th all-time among the Patriots' career passing leaders ... his 429 passing attempts was the fourth-highest for a single season in team history while his 214 completions was fifth ... saved his best game for the season finale, throwing for a career-high 329 yards, completing 27 of 43 passes, including four touchdowns in a 33-27 overtime victory vs. Miami (1/2/94) ... named Miller Lite Player of the Game for his efforts vs. Miami ... he became the first Patriots quarterback since Hugh Millen (12/8/91) to throw for 300 yards in a game ... teamed with Michael Timpson on the 36-yard touchdown pass that won the game in overtime ... threw eight touchdowns and only two interceptions during the four-game win streak that ended the season ... was sacked only 16 times all season, including one streak of 14 quarters without a sack ... threw for second highest total of season, 296 yards, completing 18 of 48 passes, in 17-14 heartbreaking loss at Pittsburgh (12/5) ... inactive for three games (vs. Houston 10/17, at Seattle 10/24 and at Indianapolis 10/31) after injuring his left knee just before halftime of the 23-21 victory at Phoenix 10/10 ... completed a season-high 28 passes on 49 attempts for 239 yards in a 19-16 overtime loss vs. Detroit (9/12) in the '93 home-opener.

College: Despite only starting 28 games during his collegiate career (1990-92), he ranks second on the school's all-time passing list with 7,373 yards, topped only by Jack Thompson's 7,818 yards (1975-78, 44 games) ... his 46 touchdowns and 532 completions are second on WSU's career lists behind Thompson's 53 scores and 601 completions ... selected second team All-American by *The Poor Man's Guide to the NFL Draft* ... named All-Pac 10 and was ninth in the nation in total offense averaging 247.0 yards per game ... started every game, completing 211 of 386 passes for 2,770 yards and 18 touchdowns as a junior in 1992 ... hit on 37 of 66 passes for a school-record 413 yards against Montana ... selected Pac-10 Player of the Week after hitting on 18 of 30 passes for 259 yards and a touchdown in blizzard-like conditions against Washington ... broke his own school-record by throwing for 476 yards (30 of 46) and tied another record with an 87-yard pass, as the Cougars rolled up 636 total yards in a Copper Bowl victory over Utah ... All-Pac 10 conference second team pick as a sophomore after completing 199 of 358 passes (.556) for 2,741 yards ... his 2,647 yards in total offense ranked fourth-best in school history ... he became the first true freshman to start for Washington State in over 30 years in 1990.

Personal: Born Drew Bledsoe on February 14, 1972 in Ellensburg, Wash. ... selected first team all-state by the *Tacoma News Tribune* after senior year at Walla Walla (Wash.) High ... named on numerous local and regional all-star teams, including the Western 100, Northwest Nugget, *Super Prep's* Far West Offensive Player of the Year, *Long Beach Press Telegram* "Best of the West," *Seattle Times* Blue Chip and Washington State Player of the Year honors ... also lettered in basketball ... majored in education at Washington State ... established the Albert S. "Stu" Bledsoe Endowed Football Scholarship, a \$150,000 endowment to his alma mater, in the name of his grandfather ... both of his parents are teachers ... shares a Valentine's birthday with fellow AFC East quarterback Jim Kelly ... single.

**DREW BLEDSOE'S NFL STATISTICS****Regular Season Passing Statistics**

| Year | Team | G/S | Att | Comp | Yds | Pct | TD | Int | Lg | Sacks | Rating |
|---------------------|----------|--------------|-------------|------------|-------------|-------------|-----------|-----------|------------|---------------|-------------|
| 1993 | Patriots | 13/12 | 429 | 214 | 2494 | 49.9 | 15 | 15 | 54t | 16/99 | 65.0 |
| 1994 | Patriots | 16/16 | 691 | 400 | 4555 | 57.9 | 25 | 27 | 62t | 22/139 | 73.6 |
| Totals-2 yrs | | 29/28 | 1120 | 614 | 7049 | 54.8 | 40 | 42 | 62t | 38/238 | 73.6 |

Regular Season Rushing Statistics

| Year | Team | No | Yds | Avg | Lg | TD |
|---------------------|----------|-----------|------------|------------|-----------|----------|
| 1993 | Patriots | 28 | 73 | 2.6 | 15 | 0 |
| 1994 | Patriots | 44 | 40 | 0.9 | 7 | 0 |
| Totals-2 yrs | | 72 | 113 | 1.6 | 15 | 0 |

Additional Statistics

Fumbles/Lost/Recovered – 1993 (8/4/5), 1994 (9/4/3)

Misc. Tackles – 1994 (1)

Postseason Passing Statistics

| Year | Team | G/S | Att | Comp | Yds | Pct | TD | Int | Lg | Sacks | Rating |
|------|----------|-----|-----|------|-----|------|----|-----|----|-------|--------|
| 1994 | Patriots | 1/1 | 50 | 21 | 235 | 42.0 | 1 | 3 | 21 | 1/10 | 38.3 |

Additional Statistics

Rushing – 1994 (2-2-1.0-2 lg-0 tds)

Pro Bowl Passing Statistics

| Year | Team | G/S | Att | Comp | Yds | Pct | TD | Int | Lg | Sacks | Rating |
|------|------|-----|-----|------|-----|------|----|-----|----|-------|--------|
| 1994 | AFC | 1/0 | 13 | 5 | 43 | 38.5 | 0 | 1 | 18 | 0/0 | 47.6 |

BLEDSOE'S RECORD-SETTING SEASON**NFL Individual Passing Records Set**

Pass Attempts in a Single Season — 691 (1994)

Pass Attempts in a Game — 70 (11/13/94)

Pass Completions in a Game — 45 (11/13/94)

Team Passing Records Set

Pass Attempts in a Single Season — 691 (1994)

Pass Attempts in a Game — 70 (11/13/94)

Pass Completions in a Game — 45 (11/13/94)

Passing Yardage in a Single Season — 4,555 (1994)

Passing Yardage in a Game — 426 (11/13/94)

Consecutive 300-Yard Games — 4 (1/2/94 thru 9/18/94)

300-Yard Passing Games in a Season — 6

50+ Pass Attempt Games in One Season — 5

DREW BLEDSOE'S CAREER HONORS AND AWARDS**Drew Bledsoe's 1993 Honors**

- Miller Lite Player of the Week — vs. Miami (1/2/94)
- 1776 Quarterback Club's Rookie of the Year

Drew Bledsoe's 1994 Honors

- AFC Pro Bowl Selection
- UPI All-AFC - Second Team
- Patriots Miller Lite Player of the Year
- 1776 Quarterback Club's Co-Offensive MVP
- NFL's AFC Offensive Player of the Week — vs. Green Bay (10/2) and vs. Minnesota (11/13)
- Miller Lite Player of the Week — vs. Green Bay (10/2) and vs. Minnesota (11/13)
- Patriots' Miller Lite Player of the Game — at Miami (9/4), vs. Buffalo (9/11), vs. Minnesota (11/13) and at Buffalo (12/18)
- Staples Star of the Game — at Miami (9/4) and vs. Minnesota (11/13)
- Arthritis Foundation 1994 Athlete of the Year
- Boston Press Photographer 1994 Sports Personality of the Year



**DREW BLEDSOE'S SINGLE-GAME CAREER HIGHS**

| | |
|------------------------|---|
| Most Pass Attempts: | 70 vs. Minnesota (11/13/94) 55 vs. L.A. Raiders (10/9/94) 53 vs. Green Bay (10/2/94) 51 at Miami (9/4/94) 50 at Cincinnati (9/18/94) |
| Most Pass Completions: | 45 vs. Minnesota (11/13/94) 32 at Miami (9/4/94) 30 at Cincinnati (9/18/94) 29 vs. Green Bay (10/2/94) 28 vs. Detroit (9/12/93) |
| Highest Passing Pct.: | 81.8 vs. Indianapolis (12/26/93) 72.2 at Indianapolis (11/27/94) 71.0 at Buffalo (12/18/94) 64.3 vs. Minnesota (11/27/94) 63.6 at Detroit (9/25/94) |
| Most Yards Passing: | 426 vs. Minnesota (11/13/94) 421 at Miami (9/4/94) 380 vs. Buffalo (9/11/94) 356 at Cincinnati (9/18/94) 334 vs. Green Bay (10/2/94) |
| Most TD Passes: | 4 vs. Miami (1/2/94) 4 at Miami (9/4/94) 3 vs. Buffalo (9/11/94) 3 vs. Minnesota (11/13/94) 3 at Buffalo (12/18/94) |
| Most Interceptions: | 5 at Pittsburgh (12/5/93) 4 at Cleveland (11/6/94) 4 vs. Indianapolis (12/11/94) 3 vs. L.A. Raiders (10/9/94) 3 vs. Miami (10/30/94) |
| Longest Pass: | 62t at Miami (9/4/94) 54t at Buffalo (9/5/93) 44 at N.Y. Jets (9/26/93) 43 at Detroit (9/25/94) 43 vs. Indianapolis (12/11/94) |

DREW BLEDSOE'S SINGLE-GAME CAREER LOWS

| | |
|--------------------------|--|
| Fewest Pass Attempts: | 11 vs. Indianapolis (12/26/93) 16 vs. Buffalo (11/7/93) 17 at Phoenix (10/10/93) 18 vs. N.Y. Jets (11/28/93) 22 vs. Cincinnati (12/12/93) |
| Fewest Pass Completions: | 8 at Phoenix (10/10/93) 8 vs. Buffalo (11/7/93) 9 vs. Indianapolis (12/26/93) 10 vs. N.Y. Jets (11/28/93) 11 vs. Cincinnati (12/12/93) |
| Lowest Completion Pct.: | 37.5 at Pittsburgh (12/5/93) 40.4 at Cleveland (12/19/93) 41.8 vs. L.A. Raiders (10/9/94) 45.2 at N.Y. Jets (9/26/93) 45.5 vs. Seattle (9/19/93) |
| Fewest Passing Yards: | 85 at Phoenix (10/10/93) 96 vs. Buffalo (11/7/93) 106 vs. Cincinnati (12/12/93) 134 vs. N.Y. Jets (11/28/93) 143 vs. Indianapolis (12/26/93) |
| Fewest TD Passes: | 0 - 6 times 1 - 13 times |
| Fewest Interceptions: | 0 - 7 times 1 - 11 times |



DREW BLEDSOE'S CAREER GAME-BY-GAME TOTALS

1993 Game-By-Game Passing Totals

| Date | Opponent | Att | Cmp | Yards | Pct | TD | Lg | Int | Sacks | W/L | Score |
|--------|-----------------|-----|-----|----------|------|----|-----|-----|-------|-----|-------|
| 9/05 | at Buffalo | 30 | 14 | 148 | 46.7 | 2 | 54t | 1 | 3-13 | L | 14-38 |
| 9/12 | Detroit | 49 | 28 | 239 | 57.1 | 1 | 38 | 1 | 2-8 | L o | 16-19 |
| 9/19 | Seattle | 44 | 20 | 238 | 45.5 | 1 | 25 | 2 | 2-15 | L | 14-17 |
| 9/26 | at NY Jets | 42 | 19 | 195 | 45.2 | 0 | 44 | 2 | 3-15 | L | 7-45 |
| 10/10 | at Phoenix* | 17 | 8 | 85 | 47.1 | 1 | 20 | 0 | 2-18 | W | 23-21 |
| 10/17 | Houston | | | Inactive | | | | | | L | 14-28 |
| 10/24 | at Seattle | | | Inactive | | | | | | L | 9-10 |
| 10/31 | at Indianapolis | | | Inactive | | | | | | L | 6-9 |
| 11/07 | Buffalo** | 16 | 8 | 96 | 50.0 | 0 | 26 | 0 | 1-9 | L o | 10-13 |
| 11/21 | at Miami | 42 | 23 | 275 | 54.8 | 1 | 40t | 1 | 2-14 | L | 13-17 |
| 11/28 | NY Jets | 18 | 10 | 134 | 55.6 | 0 | 24 | 1 | 0-0 | L | 0-6 |
| 12/05 | at Pittsburgh | 48 | 18 | 296 | 37.5 | 1 | 48 | 5 | 0-0 | L | 14-17 |
| 12/12 | Cincinnati | 22 | 11 | 106 | 50.0 | 1 | 18 | 0 | 0-0 | W | 7-2 |
| 12/19 | at Cleveland | 47 | 19 | 210 | 40.4 | 1 | 24 | 1 | 1-4 | W | 20-17 |
| 12/26 | Indianapolis | 11 | 9 | 143 | 81.8 | 2 | 30 | 0 | 0-0 | W | 38-0 |
| 1/02 | Miami | 43 | 27 | 329 | 62.8 | 4 | 42 | 1 | 0-0 | W o | 33-27 |
| Totals | | 429 | 214 | 2494 | 49.9 | 15 | 54t | 15 | 16-99 | | |

* sustained a left knee strain and did not return in the second half

** did not start, but played in relief of Scott Secules

o - overtime

1994 Game-By-Game Passing Totals

| Date | Opponent | Att | Cmp | Yards | Pct | TD | Lg | Int | Sacks | W/L | Score |
|--------|-----------------|-----|-----|-------|------|----|-----|-----|--------|-----|-------|
| 9/04 | at Miami | 51 | 32 | 421 | 62.7 | 4 | 62t | 2 | 1-3 | L | 35-39 |
| 9/11 | Buffalo | 42 | 26 | 380 | 61.9 | 3 | 32 | 2 | 2-9 | L | 35-38 |
| 9/18 | at Cincinnati | 50 | 30 | 365 | 60.0 | 1 | 34t | 2 | 0-0 | W | 31-28 |
| 9/25 | at Detroit | 33 | 21 | 251 | 63.6 | 1 | 43 | 0 | 1-6 | W | 23-17 |
| 10/02 | Green Bay | 53 | 29 | 334 | 54.7 | 2 | 37t | 1 | 2-22 | W | 17-16 |
| 10/09 | L.A. Raiders | 55 | 23 | 321 | 41.8 | 2 | 26 | 3 | 3-16 | L | 17-21 |
| 10/16 | at N.Y. Jets | 41 | 22 | 242 | 53.7 | 1 | 39 | 1 | 3-22 | L | 17-24 |
| 10/30 | Miami | 33 | 16 | 125 | 48.5 | 0 | 15 | 3 | 2-11 | L | 3-23 |
| 11/6 | at Cleveland | 43 | 20 | 166 | 46.5 | 0 | 20 | 4 | 2-7 | L | 6-13 |
| 11/13 | Minnesota | 70 | 45 | 426 | 64.3 | 3 | 31t | 0 | 0-0 | W o | 26-20 |
| 11/20 | San Diego | 36 | 21 | 224 | 58.3 | 1 | 27t | 2 | 1-7 | W | 23-17 |
| 11/27 | at Indianapolis | 36 | 26 | 271 | 72.2 | 0 | 37 | 1 | 2-14 | W | 12-10 |
| 12/4 | N.Y. Jets | 34 | 19 | 199 | 55.9 | 1 | 20 | 1 | 1-8 | W | 24-13 |
| 12/11 | Indianapolis | 45 | 25 | 277 | 55.6 | 2 | 43 | 4 | 0-0 | W | 28-18 |
| 12/18 | at Buffalo | 31 | 22 | 276 | 71.0 | 3 | 34 | 0 | 0-0 | W | 41-17 |
| 12/24 | at Chicago | 38 | 23 | 277 | 60.5 | 1 | 37 | 1 | 2-14 | W | 13-3 |
| Totals | | 691 | 400 | 4555 | 57.9 | 25 | 62t | 27 | 22-139 | | |

1/1 at Cleveland+ 50 21 235 42.0 1 21 3 1-10 L 20-13

+ - wild-card playoff game

o - overtime

ALL-TIME PASSING LEADERS TWO-YEAR COMPARISONS

Drew Bledsoe is off to one of the fastest starts in NFL history. The list below is to show you how his two-year totals of 7,049 passing yards compare to those of the top 10 passing leaders of all-time.

| | Career Totals | 2-Year Totals |
|-------------------------|------------------|------------------|
| 1. Fran Tarkenton | 47,003 | 3,792 |
| 2. Dan Marino* | 45,173 | 7,294 |
| 3. Dan Fouts | 43,040 | 2,858 |
| 4. Joe Montana | 40,551 | 1,891 |
| 5. Johnny Unitas | 40,239 | 4,148 |
| 6. Warren Moon* | 37,949 | 6,047 |
| 7. John Elway* | 37,736 | 4,261 |
| 8. Jim Hart | 34,665 | 3,037 |
| 9. Steve DeBerg | 33,872 | 5,222 |
| 10. John Hadl | 33,503 | 2,134 |

* indicates active players



BLEDSON'S CAREER FIRSTS

NFL Start – 1993 season opener at Buffalo, (9/5/93)
 Attempt – Incompletion intended for Leonard Russell, at Buffalo (9/5/93)
 Comp. – 7-yard pass to FB Sam Gash, (third attempt) at Buffalo (9/5/93)
 Touchdown Pass – 54 yard pass to TE Ben Coates, at Buffalo (9/5/93)
 Interception – James Williams, six yard return, at Buffalo (9/5/93)
 Sack – Cornelius Bennett, six yard loss, at Buffalo (9/5/93)
 200-yard game – 239 yards 28 of 49, 1 td, 1 int., vs. Detroit (9/12/93)
 300-yard game – 329 yards 27 of 43, 4 tds., 1 int., vs. Miami (1/2/94)
 400-yard game – 421 yards 32 of 51, 4 tds., 2 ints., at Miami (9/4/94)
 4 touchdown game – vs. Miami (1/2/94)

NO PEER PRESSURE

In 1993, Drew Bledsoe became only the eighth quarterback to be selected first overall in the NFL draft since the AFL-NFL merger in 1970. Comparing his 29-game totals to the others, Bledsoe has already out-distanced all but Vinny Testaverde by more than a mile. Those players and their 29-game NFL totals are listed below:

| Quarterback | Draft | Att | Comp | Yards | TD | Int |
|------------------|-------|------|------|-------|----|-----|
| Drew Bledsoe | 1993 | 1120 | 614 | 7049 | 40 | 42 |
| Vinny Testaverde | 1987 | 905 | 441 | 6267 | 32 | 55 |
| John Elway | 1983 | 755 | 402 | 5134 | 34 | 33 |
| Jeff George | 1990 | 819 | 473 | 5062 | 26 | 25 |
| Troy Aikman | 1989 | 796 | 443 | 4956 | 25 | 30 |
| Jim Plunkett | 1971 | 710 | 343 | 4580 | 27 | 42 |
| Terry Bradshaw | 1970 | 642 | 311 | 3963 | 20 | 49 |
| Steve Bartkowski | 1977 | 611 | 290 | 3911 | 24 | 42 |

DREW BLEDSON'S TOUCHDOWN TARGETS

| | | | |
|--------------------------|----|-------------------------|---|
| TE Ben Coates | 14 | WR Ray Crittenden | 4 |
| WR Vincent Brisby | 7 | FB Kevin Turner | 3 |
| WR Michael Timpson | 5 | TE Marv Cook | 1 |
| RB Leroy Thompson | 5 | WR Greg McMurtry | 1 |

FOURTH QUARTER COMEBACKS

| Date | Opponent | Largest 4th Qtr Deficit | Winning Drive att-comp-yds-td-int | Final |
|----------|-----------------|----------------------------|--------------------------------------|------------|
| 12/19/93 | at Cleveland | 13-17 | 12- 4- 38-0-1 | 20-17 |
| 01/02/94 | Miami | 20-24* | 18-12-170-2-1 | 33-27 (ot) |
| 10/02/94 | Green Bay | 14-16* | 18- 8- 94-1-0 | 17-16 |
| 11/13/94 | Minnesota | 17-20* | 33-24-227-2-0 | 26-20 (ot) |
| 11/27/94 | at Indianapolis | 9-10 | 8- 7- 56-0-0 | 12-10 |

* indicates less than two minutes remaining in the game

PATRIOTS ALL-TIME PASSING LEADERS

| ATTEMPTS | | | COMPLETIONS | | |
|----------|--------------------|---------|-------------|--------------------|---------|
| Att | Player | Years | Comp | Player | Year |
| 3,593 | Steve Grogan | '75-'90 | 1,879 | Steve Grogan .. | '75-'90 |
| 2,413 | Vito Parilli | '61-'67 | 1,140 | Vito Parilli | '61-'67 |
| 1,503 | Jim Plunkett | '71-'75 | 876 | Tony Eason | '83-'89 |
| 1,500 | Tony Eason | '83-'89 | 729 | Jim Plunkett | '71-'75 |
| 1,120 | Drew Bledsoe | '93-'94 | 614 | Drew Bledsoe .. | '93-'94 |
| YARDS | | | TOUCHDOWNS | | |
| Yards | Player | Years | TDs | Player | Year |
| 26886 | Steve Grogan | '75-'90 | 182 | Steve Grogan .. | '75-'90 |
| 16747 | Vito Parilli | '61-'67 | 132 | Vito Parilli | '61-'67 |
| 10732 | Tony Eason | '83-'89 | 62 | Jim Plunkett | '71-'75 |
| 9932 | Jim Plunkett | '71-'75 | 60 | Tony Eason | '83-'89 |
| 7049 | Drew Bledsoe | '93-'94 | 40 | Drew Bledsoe .. | '93-'94 |



BLEDSOE'S CAREER RECORD AS A STARTER WHEN ...

| | | | |
|---------------------|-------|---------------------------------|-----|
| Home: | 8-7 | In January: | 1-1 |
| Away: | 7-7 | vs. Divisional Opponents: | 6-8 |
| On Grass: | 11-10 | vs. Playoff Opponents: | 5-7 |
| On Turf: | 4-4 | Passing for 300+ Yards: | 4-3 |
| Outdoor: | 13-14 | Passing for 400+ Yards: | 1-1 |
| Indoor: | 2-0 | Passing for 2+ TDs: | 6-4 |
| In September: | 2-6 | Passing for 3+ TDs: | 3-2 |
| In October: | 2-3 | Passing for 4+ TDs: | 1-1 |
| In November: | 3-3 | Not Sacked: | 7-2 |
| In December: | 7-1 | No Interceptions: | 6-0 |

1994 PASSING BREAKDOWN

| | G | Att | Comp | Yds | Pct | TD | Int | Sacks | Rating |
|------------------|----|-----|------|------|------|----|-----|-------|--------|
| Home | 8 | 368 | 204 | 2286 | 55.4 | 14 | 16 | 11 | 68.7 |
| Away | 8 | 323 | 196 | 2269 | 60.7 | 11 | 11 | 11 | 79.1 |
| Grass | 11 | 500 | 279 | 3150 | 55.8 | 19 | 23 | 16 | 68.3 |
| Turf | 5 | 191 | 121 | 1405 | 63.4 | 6 | 4 | 6 | 87.3 |
| September | 4 | 176 | 109 | 1417 | 61.9 | 9 | 6 | 4 | 90.1 |
| October | 4 | 182 | 90 | 1022 | 49.5 | 5 | 8 | 10 | 57.5 |
| November | 4 | 185 | 112 | 1087 | 60.5 | 4 | 7 | 5 | 68.5 |
| December | 4 | 148 | 89 | 1029 | 60.1 | 7 | 6 | 3 | 80.0 |
| 1st Down | | 258 | 159 | 1844 | 61.6 | 8 | 7 | 6 | 82.3 |
| 2nd Down | | 233 | 128 | 1451 | 54.9 | 11 | 12 | 7 | 68.1 |
| 3rd Down | | 182 | 105 | 1167 | 57.7 | 5 | 7 | 6 | 70.0 |
| 4th Down | | 18 | 8 | 93 | 44.4 | 1 | 1 | 3 | 56.0 |
| Rec. Behind Line | | 72 | 32 | 178 | 44.4 | 0 | 2 | 0 | 40.0 |
| 1-10 yds | | 388 | 272 | 2449 | 70.1 | 15 | 8 | 0 | 91.1 |
| 11-20 yds | | 166 | 80 | 1393 | 48.2 | 5 | 14 | 0 | 52.1 |
| 21-30 yds | | 41 | 11 | 344 | 26.8 | 4 | 0 | 0 | 94.6 |
| 31+ yds | | 24 | 5 | 191 | 20.8 | 1 | 3 | 0 | 34.5 |

BLEDSOE VS. 1995 OPPONENTS

| Opponents | W-L | Att | Comp | Yds | Pct | TD | Int | Lg | Sacks |
|--------------|-----|-----|------|-------|------|----|-----|-----|-------|
| Buffalo | 1-2 | 119 | 70 | 900 | 58.8 | 8 | 3 | 54t | 6-31 |
| Indianapolis | 3-0 | 92 | 60 | 691 | 65.2 | 4 | 5 | 43 | 2-14 |
| Miami | 1-3 | 169 | 98 | 1,150 | 58.0 | 9 | 6 | 62t | 5-28 |
| N.Y. Jets | 1-3 | 135 | 70 | 770 | 51.9 | 2 | 5 | 44 | 7-45 |
| Cleveland | 1-2 | 140 | 60 | 611 | 42.9 | 2 | 8 | 24 | 4-21 |
| Pittsburgh | 0-1 | 48 | 18 | 296 | 37.5 | 1 | 5 | 48 | 0-0 |


BY THE NUMBERS

As fans left Foxboro Stadium on November 13, 1994, in celebration of the greatest come-from-behind victory in Patriots history, many realized they had just witnessed what is quickly becoming a legendary passing performance. Below is a breakdown of Drew Bledsoe's record-setting performance in the Patriots' 26-20 overtime upset vs. the Minnesota Vikings.

| | Att | Comp | Yds | Pct | TD | Int | Lg | Sacks | Rating |
|---------------------|-----|------|-----|-------|----|-----|-----|-------|--------|
| 1st Half Passing | 17 | 8 | 72 | 47.0 | 0 | 0 | 20 | 0 | 58.9 |
| 2nd Half Passing | 53 | 37 | 354 | 69.8 | 3 | 0 | 31t | 0 | 107.0 |
| Passing Total | 70 | 45 | 426 | 64.3 | 3 | 0 | 31t | 0 | 95.3 |
| 1st Quarter Passing | 3 | 1 | 7 | 33.3 | 0 | 0 | 7 | 0 | 39.6 |
| 2nd Quarter Passing | 14 | 7 | 65 | 50.0 | 0 | 0 | 20 | 0 | 63.1 |
| 3rd Quarter Passing | 20 | 13 | 127 | 65.0 | 1 | 0 | 31t | 0 | 99.4 |
| 4th Quarter Passing | 27 | 18 | 171 | 66.7 | 1 | 0 | 25 | 0 | 96.4 |
| Overtime Passing | 6 | 6 | 56 | 100.0 | 1 | 0 | 15 | 0 | 179.9 |
| First 29 minutes | 11 | 4 | 21 | 36.4 | 0 | 0 | 8 | 0 | 40.3 |
| Final 34:10 | 59 | 41 | 402 | 69.5 | 3 | 0 | 31t | 0 | 105.3 |



51 ANDRE BOWDEN

**Linebacker****6-3 • 240 • 1st Year****Free Agent '94****Fayetteville State****Born: April 4, 1968****Raleigh, N.C.**

Transactions: Andre Bowden signed with the Patriots on September 13, 1994 and was assigned to the team's practice squad ... he was activated to the Patriots' 53-man roster on December 16, 1994.

NFL Career GP/GS (regular season 0/0): Bowden was activated with two games remaining in the 1994 regular season, but did not see any game action ... reported among the Patriots' inactives for the final two regular season games and their playoff game at Cleveland (1/1/95).

Extra Points

- Andre earned All-League honors as a fullback and linebacker for the Tampa Bay Storm in 1993.
- According to school sources, Andre is only the second player from Fayetteville State to be invited to an NFL training camp. The other was WR Chris Armstrong, who went to camp with the Patriots in 1993.

Arena League: Bowden played three seasons with the Arena League's Tampa Bay Storm as a running back and linebacker and earned all-league honors in 1993 ... his career defensive totals included 76 tackles with 14 sacks, six passes defended, three forced fumbles, three fumble recoveries, three blocked kicks and an interception ... he scored on a sack for a safety in 1992 ... on offense, he rushed for 552 yards on 158 attempts (3.5 avg.) and 23 touchdowns ... he added 13 career receptions for 181 yards (13.9 avg.) and two touchdowns ... he also completed one of two pass attempts for 17 yards and a touchdown.

College: Four-year letterman at Fayetteville State in North Carolina ... was a Black College All-American as a senior in 1989 ... compiled 240 total tackles including 21.5 sacks ... intercepted three passes and blocked three kicks ... started in every game as a senior in 1989 and recorded 93 tackles (54 solos) including a sack, recovered a fumble and intercepted two passes ... played in nine games in 1988 and registered 78 tackles with a career-high 61 solo stops, including seven sacks ... recovered five fumbles, intercepted a pass and blocked two kicks ... made 40 stops (25 solos) in 1987, including a career-high 9.5 sacks ... played in eight games as a freshman and totaled 29 tackles with four sacks.


Personal: Andre Bowden was born April 4, 1968 in Raleigh, N.C. ... attended Fuquay Senior High in Fuquay-Varina, N.C. and earned all-state honors as a defensive end ... single.

DID YOU KNOW?

Did you know that the Patriots' 40 takeaways in 1994 led the NFL? The Patriots recovered 18 fumbles and intercepted 22 passes – the most pass interceptions by the team since their AFC Championship season in 1985 (23).



82 VINCENT BRISBY

**Wide Receiver****6-2 • 188 • 3rd Year****Draft: 2c (58th) '93****Northeast Louisiana****Born: January 25, 1971****Houston, Texas**

Transactions: Vincent Brisby was selected by the Patriots with the final pick in the second round of the 1993 draft (58th overall).

Pro Career GP/GS (regular season 30/24, postseason 1/1):

Brisby is quickly emerging as one of the league's best young receiving talents ... has totaled 103 receptions for 1,530 yards (13.7 avg.) and seven touchdowns in just two seasons ... is expected to emerge as one of the premier receivers in the league as he accepts the Patriots' feature-receiver role in the league's top-rated passing offense ... enters the 1995 season with a 15-game reception streak — the Patriots record is

42, set by Jimmy Colclough from 1960 through 1963. **1994 (14/12, 1/1):** Started 12 games at wide out ... missed two games due to a hamstring pull suffered at the New York Jets on October 16 ... still finished the season with 58 receptions for 904 yards and five touchdowns ... his 904 yards ranked third on the team and 11th in the AFC ... his 58 receptions were fourth on the team and ranked 17th in the AFC ... helped form the quintet of Patriots receivers who set an NFL record by each catching over 50 passes in one season ... caught at least a pair of receptions in each of the 14 games he played ... opened the season with five receptions for 66 yards at Miami (9/4) ... caught three passes for 67 yards, including a season-long 43-yarder at Detroit (9/25) ... registered his first professional 100-yard game vs. Green Bay (10/2) with six catches for a career-high 117 yards and scored on touchdowns of 10 and 37 yards in the 17-16 victory ... recorded a career high with eight receptions for 90 yards, including a 16-yard touchdown in a 24-13 victory over the Jets (12/4) ... caught four passes for 75 yards, including a 43-yard catch, to tie his season long, in a 28-13 victory vs. Indianapolis (12/11) ... grabbed four passes for 38 yards and two touchdowns in a 41-17 triumph over the Buffalo Bills (12/18) ... closed out the regular season with his second best single-game performance of his career with six receptions for 115 yards in the playoff-clinching 13-3 victory over Chicago (12/24) ... led the Patriots with 83 yards on six catches in the Patriots' playoff game at Cleveland (1/1/95). **1993 (16/12):** Participated in all 16 games, starting 12 at wide receiver ... emerged as a steady, reliable receiver over the course of his rookie season ... named to the Pro Football Writers Association and *Football News*' all-rookie teams ... finished second on team with 45 catches for 626 yards and two touchdowns ... led all rookie wide receivers with 45 receptions ... finished second among all NFL rookies with 45 catches trailing Miami's rookie running back Terry Kirby's 75 ... his 45 receptions ranked third in team history among rookie wide receivers (behind Randy Vataha's 51 in 1971 and Hart Lee Dykes' 49 in 1989) ... recorded a season high with six catches for 86

Extra Points

- Vincent was college teammates with Indianapolis' RB Roosevelt Potts and Seattle's G Jeff Blacksheer at Northeast Louisiana in 1992.
- When he's not diving for footballs, Vincent like to deep sea dive.
- Vincent plans to pursue a career as a social worker after his playing career.



yards at Miami (11/21) ... scored his first career touchdown in the second week of the season on a 2-yard grab vs. Detroit (9/12) to tie the game with only :02 remaining in the game ... started in his NFL debut in the season opener at Buffalo (9/5) ... he caught his first professional pass, a 16-yard toss from Drew Bledsoe, at Buffalo (9/5) in his NFL debut.

TOP FIVE ROOKIE RECEIVERS OF 1993

| Player | Pos | Team | Rec | Yds | Avg | TD |
|-----------------------|-----------|-----------------|-----------|------------|-------------|----------|
| Terry Kirby | RB | Dolphins | 75 | 874 | 11.7 | 3 |
| Vincent Brisby | WR | Patriots | 45 | 626 | 13.9 | 2 |
| Victor Bailey | WR | Eagles | 41 | 545 | 13.3 | 1 |
| Glyn Milburn | RB | Broncos | 38 | 300 | 7.9 | 3 |
| James Jett | WR | Raiders | 33 | 771 | 23.4 | 3 |

College: Three-year letterman at Northeast Louisiana ... set a school record for career touchdown receptions with 17 ... finished his career with 97 catches for 1,864 yards, ranking seventh and fourth respectively on the Indians' all-time receiving list ... rated the best receiver in the country at the Division I-AA level and named to the "Super Sleeper Team" by *The Poor Man's Guide to the NFL Draft* ... earned first-team All-America acclaim from Associated Press and *The NFL Draft Report* as a senior ... snared 56 passes for 1,050 yards (18.8 avg.) and nine touchdowns, setting school records for yards and tying another for touchdown receptions ... named National Offensive Player of the Week by *The Poor Man's Guide* after making 10 catches for a school-record 227 yards, including a 51-yard touchdown and a two-point conversion vs. Southwestern Louisiana ... garnered first-team All-Southland honors and received All-American honorable mention from *The Poor Man's Guide*, despite starting only three games at split end during his junior year ... finished season with 33 receptions for a league-leading 699 yards (21.2 avg.) ... saw limited action in three games, totaling eight receptions for 115 yards (14.4 avg.) ... did not play during his freshman campaign.

Personal: Born Vincent Cole Brisby on January 25, 1971 in Houston, Texas ... majored in business at Northeast Louisiana ... garnered first-team all-state honors as a wide receiver at Washington-Marion High in Lake Charles, La. with 52 receptions for 925 yards and 17 touchdowns ... voted district's Outstanding Offensive Player while leading his team to the state championship game ... received all-state acclaim in track as a member of the relay team ... a member of Phi Beta Sigma ... Vincent's son, Donovan Hebert, was born August 20, 1987.

VINCENT BRISBY'S NFL STATISTICS
Regular Season Receiving Statistics

| Year | Team | G/S | No | Yds | Avg | Lg | TD |
|------|----------|-------|----|-----|------|----|----|
| 1993 | Patriots | 16/12 | 45 | 626 | 13.9 | 39 | 2 |
| 1994 | Patriots | 14/12 | 58 | 904 | 15.6 | 43 | 5 |

Totals - 2 yrs 30/24 103 1530 14.9 43 7

Postseason Receiving Statistics

| Year | Team | G/S | No | Yds | Avg | Lg | TD |
|------|----------|-----|----|-----|------|----|----|
| 1994 | Patriots | 1/1 | 6 | 83 | 13.8 | 18 | 0 |

Additional Statistics

Misc. Tackles – 1993 (4)

Fumbles/Lost/Rec. – 1993 (1/0/1), 1994 (1/1/0)

Single-Game Career Highs

Receptions – 8 vs. N.Y. Jets (12/4/94)

Yards – 117 vs. Green Bay (10/2/94)

Average – 22.3 (3 for 67) at Detroit (9/25/94)

Longest – 43 (twice) Most recent vs. Indianapolis (12/11/94)

TDs – 2 (twice) Most recent at Buffalo (12/18/94)



Vincent Brisby's 1993 Game-By-Game Receiving


| 1993 | Opponent | Starts | No | Yds | Avg | Lg | TD | W/L | Score |
|-------|-----------------|--------|----|-----|------|----|----|-----|-------|
| 9/05 | at Buffalo | S | 1 | 16 | 16.0 | 16 | 0 | L | 14-38 |
| 9/12 | Detroit | S | 5 | 52 | 10.4 | 14 | 1 | L | 16-19 |
| 9/19 | Seattle | p | 3 | 39 | 13.0 | 20 | 0 | L | 14-17 |
| 9/26 | at NY Jets | S | 2 | 15 | 7.5 | 9 | 0 | L | 7-45 |
| 10/10 | at Phoenix | S | 3 | 65 | 21.7 | 39 | 0 | W | 23-21 |
| 10/17 | Houston | S | 3 | 36 | 12.0 | 15 | 0 | L | 14-28 |
| 10/24 | at Seattle | p | 2 | 18 | 9.0 | 14 | 0 | L | 9-10 |
| 10/31 | at Indianapolis | S | - | - | - | - | - | L | 6-9 |
| 11/07 | Buffalo | p | 2 | 39 | 19.5 | 22 | 0 | L | 10-13 |
| 11/21 | at Miami | S | 6 | 86 | 14.3 | 29 | 0 | L | 13-17 |
| 11/28 | NY Jets | S | 2 | 43 | 21.5 | 23 | 0 | L | 0-6 |
| 12/05 | at Pittsburgh | S | 2 | 43 | 21.5 | 31 | 0 | L | 14-17 |
| 12/12 | Cincinnati | p | 2 | 28 | 14.0 | 18 | 0 | W | 7-2 |
| 12/19 | at Cleveland | S | 6 | 77 | 12.8 | 22 | 0 | W | 20-17 |
| 12/26 | Indianapolis | S | - | - | - | - | - | W | 38-0 |
| 1/02 | Miami | S | 6 | 69 | 11.5 | 14 | 1 | W | 33-27 |

Vincent Brisby's 1994 Game-By-Game Receiving

| 1994 | Opponent | Starts | No | Yds | Avg | Lg | TD | W/L | Score |
|-------|-----------------|--------|----|----------|------|-----|----|-----|-------|
| 9/04 | at Miami | S | 5 | 66 | 13.2 | 21 | 0 | L | 35-39 |
| 9/11 | Buffalo | S | 3 | 42 | 14.0 | 18 | 0 | L | 35-38 |
| 9/18 | at Cincinnati | S | 3 | 47 | 15.7 | 18 | 0 | W | 31-28 |
| 9/25 | at Detroit | S | 3 | 67 | 22.3 | 43 | 0 | W | 23-17 |
| 10/02 | Green Bay | p | 6 | 117 | 19.5 | 37t | 2 | W | 17-16 |
| 10/09 | L.A. Raiders | S | 3 | 56 | 18.7 | 26 | 0 | L | 17-21 |
| 10/16 | at N.Y. Jets | S | 2 | 38 | 19.0 | 26 | 0 | L | 17-24 |
| 10/30 | Miami | | | inactive | | | | L | 3-23 |
| 11/6 | at Cleveland | | | inactive | | | | L | 6-13 |
| 11/13 | Minnesota | S | 5 | 68 | 13.6 | 25 | 0 | W | 26-20 |
| 11/20 | San Diego | S | 2 | 27 | 13.5 | 18 | 0 | W | 23-17 |
| 11/27 | at Indianapolis | S | 4 | 58 | 14.5 | 27 | 0 | W | 12-10 |
| 12/4 | N.Y. Jets | S | 8 | 90 | 11.3 | 16t | 1 | W | 24-13 |
| 12/11 | Indianapolis | S | 4 | 75 | 18.8 | 43 | 0 | W | 28-18 |
| 12/18 | at Buffalo | S | 4 | 38 | 9.5 | 14 | 2 | W | 41-17 |
| 12/24 | at Chicago | p | 6 | 115 | 19.2 | 32 | 0 | W | 13-3 |
| 1/1 | at Cleveland | S | 6 | 83 | 13.8 | 18 | 0 | L | 13-20 |

o - overtime

30 CORWIN BROWN



Safety

6-1 • 200 • 3rd Year

Draft: 4b (110th) '93

Michigan

Born: April 25, 1970

Chicago, Ill.

Transactions: Corwin Brown was selected with the Patriots' second pick in the fourth round of the 1993 NFL draft (110th player selected), which was acquired from Green Bay in exchange for running back John Stephens.

Pro Career GP/GS (regular season 31/12, postseason 1/0): Brown has accumulated 69 tackles in two seasons with the Patriots ... he gained valuable playing experience as a rookie in 1993, starting 12 games at strong safety. **1994 (16/0, 1/0):** Played in every game for the Patriots ... saw limited action at free safety behind Myron Guyton and registered 13 tackles during the season ... greatest contribution came on special teams coverage squads ... led the team with 16 special teams tackles and forced one



fumble ... recorded three special teams tackles in the home opener vs. Buffalo (9/11) ... made two terrific special teams plays in the Patriots' playoff game at Cleveland (1/1/95), the first came when he converted a fake punt into a first down on a 21-yard reception from punter Pat O'Neill ... trailing by seven with 1:30 remaining in the game, Brown recovered an onside kick to give the Patriots one last scoring opportunity. **1993 (15/12):** Started the final 12 games of the season at strong safety ... led all Patriot rookies and finished eighth on the team with 56 tackles (33 solo) ... was third on the team with eight passes defended ... recovered a fumble vs. Buffalo (11/7) ... established career highs with 12 total tackles (7 solos) vs. Buffalo (11/7) ... started his first NFL game at Phoenix (10/10) and recorded five tackles ... finished the season by recording eight tackles vs. Miami (1/2) ... listed among the Patriots' inactives at New York Jets (9/26).

Extra Points

- Corwin was coached by his father, Albert Brown, at Julian High School in Chicago.
- He anchored the 4x2 and 4x4 relay teams that won the Chicago City Championships in high school.

College: Named All-American honorable mention by *The Poor Man's Guide to the NFL Draft* and *Football News* ... selected first-team all-conference by Big Ten coaches ... helped lead Michigan to three Big Ten Championships (1990, 1992, 1993), as well as three Rose Bowl appearances ... started every game his senior year and finished second on the team with 82 tackles (48 solo), five deflected passes and one interception ... phenomenal effort given in preserving a 17-17 tie vs. Notre Dame, compiling 11 stops (seven solo), forcing a fumble, blocking a field goal and knocking down a pass on the game's final play to prevent the game-winning touchdown ... completed college career with an eight-tackle performance in a Rose Bowl victory over Washington on New Year's Day ... received second-team All-Big Ten Conference recognition as a junior after starting every game and leading the secondary with 71 (49 solo) tackles ... played free safety in 10 games as a sophomore gathering 28 tackles (22 solo) with a fumble recovery, four deflections and an interception ... special teams standout, while playing strong side cornerback as a freshman.

Personal: Corwin Alan Brown was born on April 25, 1970 in Chicago, Ill ... he enjoyed a multitude of prep honors, including all-state, all-section, all-area and all-public recognition at Julian High in Chicago, Ill. ... lettered twice in football and once in track ... possesses a degree in English from Michigan and is pursuing his MBA ... during '94 offseason he was a student in former teammate Andre Tippett's Karate-Do class ... nickname is "Cornflakes" ... single.

CORWIN BROWN'S NFL STATISTICS

Regular Season Defensive Statistics

| Tackles | G/S | TT | UT | A | S-Yds | I-Yds | PD | FF | FR | SpT |
|---------------------|--------------|-----------|-----------|-----------|------------|------------|----------|----------|----------|-----------|
| 1993 Patriots | 15/12 | 56 | 33 | 23 | 0-0 | 0-0 | 8 | 0 | 1 | 3 |
| 1994 Patriots | 16/0 | 13 | 9 | 4 | 0-0 | 0-0 | 0 | 0 | 0 | 16 |
| Totals-2 yrs | 31/12 | 69 | 42 | 27 | 0-0 | 0-0 | 8 | 0 | 1 | 19 |

Additional Statistics

Special Teams Forced Fumbles: 1994 (1)

Postseason Statistics

Receptions – 1994 (1 for 21 yards)

Onside Kick Recovery – 1994 (1)

Single-Game Career Highs

Tackles – 12 vs. Buffalo (11/7/93)


Unassisted – 7 vs. Buffalo (11/7/93)

Assists – 5 vs. Buffalo (11/7/93)

Special Teams Tackles – 3 vs. Buffalo (9/11/94)



80 TROY BROWN

**Wide Receiver****5-9 • 190 • 3rd Year****Draft: 8 (198th) '93****Marshall****Born: July 2, 1971****Blackville, S.C.**

VETERANS

Transactions: Troy Brown was selected by the Patriots in the eighth round of the 1993 NFL draft (198th player selected) ... placed on injured reserve list on 12/31/93 ... waived on August 28, 1994 ... re-signed on October 19, 1994.

Pro Career GP/GS (regular season 21/0, postseason 1/0):

Became the first player from Marshall University to ever play for the Patriots ... has handled the Patriots' return responsibilities for most of the past two seasons. **1994 (9/0, 1/0):** Re-

signed with the Patriots at midseason and led the team with 24 punt returns for 202 yards ... his 8.4 yard average punt return ranked ninth in the AFC ... returned a punt 38 yards vs. Indianapolis (12/11) and finished the day with a career-high four returns for 62 yards (15.5 avg.) ... returned one kickoff for 14 yards at Cleveland (11/6). **1993 (12/0):** Played in 12 games during his rookie season and was used mainly as the kickoff and punt return specialist ... led the team and finished seventh in the league with a 9.0 yard average return on 25 punts (224 yards) ... finished second on the team with 15 kickoff returns for 243 yards (16.2 avg.) ... caught two passes for 22 yards ... inactive for three games before being placed on reserve injured list with a quadriceps injury on (12/31) ... first kickoff return of NFL career turned out to be his longest, 29 yards, at Buffalo (9/5).

Extra Points

- Troy was a multiple scoring threat at Marshall. In 1992, he caught 16 touchdown passes and rushed for two more (including a 63-yard run). In two years, he totaled 31 touchdowns, one score every eight times he touched the ball.
- Troy would like to pursue a coaching career after his playing career.

College: Sensational all-around player at Marshall and was considered the most dangerous scoring threat in all I-AA football during his final two seasons (1991-92) ... averaged a touchdown every eight times he touched the ball (31 tds-250 att.) ... tied the NCAA record for the most touchdowns on kick returns in a single season with four and became the NCAA's all-time leader in kickoff return average with a regular season net of 29.69 yards per return (32 for 950 yards) ... ranks eighth all-time for all-purpose yardage, averaging 148.3 yards per game ... was an Associated Press first-team All-America selection and first-team all-conference selection as a wide receiver ... earned second-team all-conference recognition as a kick returner ... finished senior season with 101 receptions for 1,654 yards and 16 touchdowns, added 158 yards and two rushing touchdowns, returning 20 punts for a 10-yard average and 27 kickoffs for a 23.3-yard average ... transferred to Marshall from Lees-McRae J.C. prior to the 1991 season.

Personal: Troy Fitzgerald Brown was born on July 2, 1971 in Blackville, S.C. ... attended Blackville-Hilda High in Blackville, S.C. and lettered in football and track ... played on state championship team, which finished 14-1 in 1988 ... caught 46 passes for 707 yards and 10 touchdowns as a prep ... majored in computer science at Marshall ... single.



TROY BROWN'S NFL STATISTICS

Regular Season Receiving Statistics

| Year | Team | G/S | No | Yds | Avg | Lg | TD |
|---------------------|----------|------|----|-----|------|----|----|
| 1993 | Patriots | 12/0 | 2 | 22 | 11.0 | 14 | 0 |
| 1994 | Patriots | 9/0 | 0 | 0 | 0.0 | 0 | 0 |
| Totals-2 yrs | | 21/0 | 2 | 22 | 11.0 | 14 | 0 |

Regular Season

Kickoff Returns

Punt Returns

| Year | Team | G/S | No | Yds | Avg | Lg | TD | No | FC | Yds | Avg | Lg | TD |
|---------------------|----------|------|----|-----|------|----|----|----|----|-----|-----|----|----|
| 1993 | Patriots | 12/0 | 15 | 243 | 16.2 | 29 | 0 | 25 | 9 | 224 | 9.0 | 19 | 0 |
| 1994 | Patriots | 9/0 | 1 | 14 | 14.0 | 14 | 0 | 24 | 10 | 202 | 8.4 | 38 | 0 |
| Totals-2 yrs | | 21/0 | 16 | 257 | 16.1 | 29 | 0 | 49 | 19 | 426 | 8.7 | 38 | 0 |

Postseason Statistics


Punt Returns – 1994 (2 for 5 yards)

Additional Statistics

Fumbles/Lost/Rec. – 1993 (2/1/1), 1994 (2/0/2)

Miscellaneous Tackles – 1994 (1)

59 VINCENT BROWN



Linebacker

6-2 • 245 • 8th Year

Draft: 2 (44th) '88

Mississippi Valley State

Born: January 9, 1965

Atlanta, Ga.

Transactions: Vincent Brown was drafted by the Patriots with their own selection in the second round of the 1988 NFL draft (44th player selected) ... designated the Patriots' transition player on February 25, 1993.

Pro Career GP/GS (regular season 107/87, postseason 1/1)

Brown is one of the premier inside linebackers in the NFL ... he has led the Patriots in tackles in each of the last four seasons and has accumulated 496 stops during that time, an average of 124 per year ... in six years, he has totaled 696 tackles, including 12.5 sacks and has six inter-

ceptions to his credit ... entering the 1995 season, he has recorded 10 or more tackles in 25 games ... he enters the season with 107 games played, tied with Lin Dawson for 37th place in the Patriots' record books. **1994 (16/16, 1/1):** Started every game for the Patriots and led the team with 118 total tackles (82 solos), including 1.5 sacks ... intercepted three passes, tying his seven-year career total ... batted away four passes and recovered one fumble ... registered a season-high 13 tackles (10 solos) in the Patri-

Extra Points

- Off the football field, Vincent likes to unwind by reading and writing poetry.
- When his playing days are over, Vincent plans on becoming a practicing attorney.
- Vincent played one season with WR Jerry Rice at Mississippi Valley State in 1984.
- Vincent recorded 14 tackles in his first NFL start (10/23/88 at Buffalo).



ots' 26-20 overtime victory vs. Minnesota (11/13) to earn the E.B. Horn Defensive Player of the Game honors ... intercepted a Brett Favre pass at the New England 1-yard line with just under six minutes remaining to help secure a 17-16 victory over Green Bay ... earned Patriots' Miller Lite Player of the Game honors for his performance vs. the Jets (10/16) in which he made 12 tackles, including 1.5 sacks ... followed with a 12-tackle effort vs. Miami (10/30) ... his final double-digit tackle performance was vs. Indianapolis (12/11) when he made 10 hits including six solos ... led the team with eight tackles (tied with Willie McGinest) in the Patriots' playoff game at Cleveland (1/1/95) ... led the team in tackles in nine of the 16 games.

1993 (16/16): Started every game for the Patriots at left inside linebacker ... selected by a local media panel as the Patriots' Miller Lite Player of the Year for the second straight year ... honored by the 1776 Quarterback Club of New England as the Patriots' Defensive Player of the Year ... finished the year with a career-high 158 tackles, including 104 unassisted stops to lead the team in each category ... his 158 tackles ranked third in the AFC behind Cleveland's Mike Johnson (181) and Eric Turner (159) – whose tackle totals were taken from coaches film grades (Brown's statistics were tabulated from official game summaries, which tend to be lower than statistics compiled from coaches film) ... Brown batted down a career high six pass attempts, including one that he intercepted and returned 24 yards at Seattle (10/24) ... earned Miller Lite Player of the Game honors on three occasions – at the New York Jets (9/26), at Seattle (10/24) and at Pittsburgh (12/5) ... recorded a career-high 16 tackles at the Jets (9/26) ... registered double-digit tackle totals in nine games ... posted 15 tackles in a 7-2 victory over Cincinnati (12/12) ... his only sack of the season was at Miami (11/21) when he dropped Steve DeBerg for a 9-yard loss. **1992 (13/13):**

Started 13 games at left inside linebacker and led team with 103 tackles (78 solo) ... named Patriots Miller Lite Player of the Year ... missed three games due to injuries – vs. Buffalo (9/27) and at NY Jets (10/4) with a neck injury and vs. Miami (12/27) with a sprained right knee ... placed on Injured Reserve (12/24) prior to the season finale ... had a season-high 14 tackles vs. Cleveland (10/25) ... returned a Thurman Thomas fumble 25 yards for his first career touchdown at Buffalo (11/1) ... the following week he intercepted a Bobby Hebert pass and returned it 49 yards for a touchdown vs. New Orleans (11/8) ... earned Miller Lite Player of the Game honors at Atlanta (11/29) with 12 tackles (eight solos) ... assisted on a sack vs. NY Jets (11/22). **1991 (16/15):** Played in all 16 games with 15 starts at inside linebacker ... led the team in tackles with 117 (96 solo) ... led the team in tackles in five games during the season ... recorded a season-high 14 tackles (11 solos) vs. Cleveland (9/8) ... voted Miller Lite Player of the Game at Pittsburgh (9/15) with 10 tackles and a forced fumble ... led the team with nine tackles and a sack at Phoenix (9/29) ... recorded 12 tackles (10 solos) and a sack vs. Minnesota (10/20) ... missed a start vs. Denver (10/27) due to a knee injury ... had 10 tackles (nine solos) and a sack in a 16-13 victory vs. Buffalo (11/24). **1990 (16/14):** Played in all 16 games, starting nine games at outside linebacker and five at inside linebacker ... finished fourth on the team with 87 tackles (57 solos), including 2.5 sacks and a forced fumble ... opened the season at outside linebacker in the season opener vs. Miami (9/9) and had eight tackles (five solos) ... made four tackles and one sack at Indianapolis (9/16) ... led the team with nine tackles (seven solos) and forced a fumble at Phoenix (11/25). **1989 (14/10):**

Played in 14 games, starting eight at right inside linebacker and two at left outside linebacker ... missed the final two games of the season with a sprained right ankle ... finished fifth on the team in tackles with 78 (47 solos) ... honored recipient of the Patriots' 12th Player Award by the club's Huddle Fan Club ... made 11 tackles (five solos) vs. NY Jets (11/5) ... made his first NFL interception vs. Indianapolis (12/3). **1988 (16/3):** Saw action in all 16 games, with three starts ... started at left inside linebacker in two games – at Buffalo (10/23) and vs. Chicago (10/30) – and right inside linebacker in one game (at Indianapolis on Nov. 27) ... had a season-high 14 tackles (nine solos) at Buffalo (10/23) in his first NFL start.

College: Four-year regular for Mississippi Valley State (1984-87) at inside linebacker ... named Kodak All-American as a senior ... three-time All-Southwestern Athletic Conference first-team selection following his sophomore, junior and senior seasons ... played in Freedom Bowl Classic All-Star game



... broke school's record for career tackles with 570 stops, leading the team in tackles his last three seasons ... as a senior in 1987, he recorded 171 tackles (103 solo stops), 11 tackles for losses of 70 yards, including five sacks, and intercepted four passes which he returned for 20 yards ... in 1986, he was a second-team All-America selection by Associated Press ... that year he tied the school record for tackles in one season with 173 (89 solos), despite having played in only nine games ... finished second in the league with eight sacks ... earned league co-Defensive Player of the Year honors ... in 1985, he led the league in tackles with 156 (98 solos).

Personal: Vincent Bernard Brown was born on January 9, 1965 in Atlanta, Ga. ... an all-district and all-conference prep football star at Walter F. George High in Decatur, Ga. ... a three-year starter in football, he played linebacker and offensive guard and earned all-city and all-district honors as a senior ... named team's best linebacker and best defensive player as a senior ... helped his team to a 9-1 record ... lettered in soccer during his senior year to help develop his foot quickness and lettered in track throwing the shot put ... graduated from Mississippi Valley State with a degree in criminal justice and plans to pursue a law degree following his playing career ... worked with Reebok in team sports and retail sales during 1993 offseason ... Vincent and his wife, Robin, have two children, Vincent Jr. and Raven.

VINCENT BROWN'S NFL STATISTICS

Regular Season Defensive Statistics

| Year | Team | G/S | TT | UT | A | S-Yds | I-Yds | PD | FF | FR |
|---------------------|----------|--------|-----|-----|-----|----------|-------|----|----|----|
| 1988 | Patriots | 16/3 | 35 | 21 | 14 | 0.0- 0 | 0-0 | 1 | 0 | 0 |
| 1989 | Patriots | 14/10 | 78 | 47 | 31 | 4.0-41 | 1-1 | 3 | 1 | 1 |
| 1990 | Patriots | 16/14 | 87 | 57 | 30 | 2.5-30 | 0-0 | 0 | 1 | 0 |
| 1991 | Patriots | 16/15 | 117 | 96 | 21 | 3.0-33 | 0-0 | 0 | 2 | 1 |
| 1992 | Patriots | 13/13 | 103 | 78 | 25 | 0.5- 2 | 1-49 | 2 | 0 | 2 |
| 1993 | Patriots | 16/16 | 158 | 104 | 54 | 1.0- 9 | 1-24 | 6 | 1 | 0 |
| 1994 | Patriots | 16/16 | 118 | 82 | 36 | 1.5-11 | 3-22 | 4 | 0 | 1 |
| Totals-7 yrs | | 107/87 | 696 | 485 | 211 | 12.5-126 | 6-96 | 16 | 5 | 5 |

Postseason Defensive Statistics

| Year | Team | G/S | TT | UT | A | S-Yds | I-Yds | PD | FF | FR |
|------|----------|-----|----|----|---|-------|-------|----|----|----|
| 1994 | Patriots | 1/1 | 8 | 6 | 2 | 0-0 | 0-0 | 0 | 0 | 0 |

Additional Statistics

Touchdowns (2) – 1992 [Returned a fumble 25 yards for a touchdown at Buffalo (11/1), returned an interception 49 yards for a touchdown vs. New Orleans (11/8)]

Single-Game Career Highs

Tackles – 16 at NY Jets (9/26/93)

Unassisted – 12 vs. Denver (10/27/91)

Assisted – 8 vs. Detroit (9/12/93)

Sacks – 1.5 at New York Jets (10/16/94)

Interceptions – 1 (six times) Most recent vs. San Diego (11/20/94)


THE 1994 FIVE BEST PHYSIQUES IN THE NFL

Vincent Brown was selected by *Muscle & Fitness* Magazine for having the best and most powerful physique in the NFL prior to the 1994 season. The magazine rated their top five physiques, as listed below:

1. Vincent Brown New England Patriots
2. Junior Seau San Diego Chargers
3. Marvyn Patton Buffalo Bills (now with Washington)
4. Daryl Johnston Dallas Cowboys
5. Monte Coleman Washington Redskins



85 JOHN BURKE

**Tight End****6-2 • 258 • 2nd Year****Draft: 4 (121st) '94****Virginia Tech****Born: September 7, 1971****Elizabeth, N.J.**

How Acquired: John Burke was drafted by the Patriots in the fourth round (121st player selected) of the 1994 NFL draft...selection acquired from Arizona along with the Cardinals' fifth round selection (Pat O'Neill, 135th choice overall) in exchange for the Patriots' fourth round selection (107th overall - Perry Carter).

Pro Career GP/GS (regular season 16/6, postseason 1/0): Received limited playing time opposite All-Pro tight end Ben Coates in two tight end

formations ... a strong blocker who contributed in short-yardage situations and on special teams. **1994 (16/6, 1/0):** Played in every game as a rookie ... made his NFL starting debut in the fifth week of the season in a 17-16 victory over Green Bay ... caught seven of his nine passes in the final two weeks of the season ... grabbed a career-high four receptions for 41 yards (10.3 avg.) in a 41-17 victory over Buffalo (12/18) ... added three receptions for 29 yards (9.7 avg.) in the season finale at Chicago (12/24) ... caught one pass for 8 yards in the playoff loss at Cleveland.

College: Burke was four-year letterman at Virginia Tech (1990-93) ... caught 21 passes for 303 yards and two touchdowns in his collegiate career after walking on in 1989 ... moved into starting lineup in 1992 after lettering as a special teams player and backup tight end for two seasons ... caught 10 passes for 142 yards and two touchdowns in 1993 ... added three receptions for 26 yards to that total in the Independence Bowl ... scored on touchdown receptions of 23 and 28 yards in a 45-24 romp over Syracuse ... earned the Frank O. Moseley Award as one of the top offensive hustlers in spring practice ... his longest reception of his career came vs. West Virginia in 1991 on a 48-yard catch and run ... redshirted in 1989.

Personal: John Richard Burke was born the son of Edmund and Margaret Burke on September 7, 1971 in Elizabeth, N.J. ... lettered two seasons at Holmdel (N.J.) High as a tight end and defensive end ... caught 28 passes for 370 yards and one touchdown and totaled 49 tackles as a senior ... also earned three letters as a pitcher on the baseball team ... played beside then offensive tackle Eugene Chung in 1990 and 1991 at Virginia Tech ... majored in finance at Virginia Tech ... single.

Extra Points

- John plans to pursue a career in investment banking after his NFL career.
- John lived just a couple blocks from Bruce Springstein in Holmdel, N.J.
- John enjoys playing golf on his off days.

JOHN BURKE'S NFL RECEIVING STATISTICS**Regular Season Receiving Statistics**


| Year Team | G/S | No | Yds | Avg | Lg | TD |
|---------------|------|----|-----|-----|----|----|
| 1994 Patriots | 16/6 | 9 | 86 | 9.6 | 17 | 0 |

Postseason Receiving Statistics

| Year Team | G/S | No | Yds | Avg | Lg | TD |
|---------------|-----|----|-----|-----|----|----|
| 1994 Patriots | 1/0 | 1 | 8 | 8.0 | 8 | 0 |

Additional Statistics

Special Teams Tackles - 1994 (3)

**87 BEN COATES****Tight End****6-5 • 245 • 4th Year****Draft: 5 (124th) '91****Livingstone College****Born: August 16, 1969****Greenwood, S.C.****Pro Bowls (1): 1994**

Transactions: Ben Coates was drafted by the Patriots with their second pick in the fifth round of the 1991 NFL draft (124th player selected) ... the Patriots acquired the selection along with a 1992 fourth round selection (100th overall - traded to Phoenix) from the Los Angeles Raiders in exchange for the Patriots' fourth round selection in the 1991 draft (100th overall - Raghib Ismail).

NFL Career GP/GS (regular season 64/30, postseason 1/1):

Coates has played in every game since being drafted in 1991 and emerged as the premier tight end in the league in 1994 ... is one of the most physical blocking tight ends in football, yet has the grace and agility to make catches under what appears to be impossible circumstances ... will outrun linebackers and run over defensive backs ... has great balance to recover from initial contact to gain additional yardage ... is a powerful runner after the catch and breaks a lot of one-on-one attempts to tackle him ... forcing Coates down once he has gained a little momentum in the open field is usually only done with a committee of defenders ... enters the 1995 season with a consecutive game reception streak of 33 games, just nine games shy of the Patriots record of 42 games set by wide receiver Jimmy Colclough from 1960 to 1963 ... he caught more passes in 16 games in 1994 (96 total) than he had in his 48 previous games from 1991 through 1993 (83 total receptions).

1994 (16/16, 1/1): Earned first-team All-Pro honors for his record-breaking performance in 1994 ... elected to his first Pro Bowl as a starter ... led the Patriots in receptions (96), receiving yards (1,174), longest reception

Extra Points

- Ben set a franchise record with 96 receptions in 1994. His total also broke the NFL tight end record of 95, set by Todd Christensen in 1986.
- Ben opted for basketball and track rather than football during his junior year at Livingstone College. He returned to football the following year and became the first player in the school's history to be drafted into the NFL.
- Ben enjoys fishing when he is away from football.

ALL-TIME SINGLE-SEASON TE RECEPTION LEADERS

| 1. | 96 | Ben Coates | New England | 1994 |
|----|----|-------------------|--------------------|-------------|
| 2. | 95 | Todd Christensen | Raiders | 1986 |
| 3. | 92 | Todd Christensen | Raiders | 1983 |
| 4. | 89 | Kellen Winslow | San Diego | 1980 |
| 5. | 89 | Ozzie Newsome | Cleveland | 1984 |
| 6. | 89 | Ozzie Newsome | Cleveland | 1983 |
| 7. | 88 | Kellen Winslow | San Diego | 1981 |
| 8. | 88 | Kellen Winslow | San Diego | 1983 |



(62-yard touchdown) and most touchdown receptions (7) ... his 96 catches set an NFL receiving record by a tight end, breaking Todd Christensen's record of 95 receptions in 1986 ... Coates eclipsed the Patriots' reception record of 84 catches set by Stanley Morgan in 1986 ... led the AFC in receptions and finished fourth in the NFL following only Minnesota's Cris Carter (122 receptions), San Francisco's Jerry Rice (112) and Atlanta's Terance Mathis (111) ... his 1,174 yards receiving ranked fourth in the AFC and ninth in the NFL ... his 1,174 receiving yards was the second-best single-season performance in franchise history, trailing only Stanley Morgan's 1,491 yards in 1986 ... eclipsed the 100-yard receiving plateau five times ... led the team in receptions in eight games ... opened the season with a career-high 161-yard effort on eight receptions (20.1 avg.) including touchdowns of two and 62 yards at Miami (9/4) ... his 161 receiving yards ranks sixth in team history ... the 62-yard reception was the longest of his career, eclipsing the 54-yard touchdown reception in the 1993 season opener at Buffalo (9/5/93) ... followed with nine receptions for 124 yards (13.8 avg.) and two touchdowns vs. Buffalo (9/11) ... two scores vs. Buffalo was the third consecutive two-touchdown effort dating back to the '93 season finale vs. Miami (1/2/94) ... recorded eight receptions for 108 yards in a 31-28 victory at Cincinnati (9/18), his third consecutive 100-yard game of the season ... scored on a 7-yard reception with just 27 seconds remaining in the first half in a 23-17 victory over Detroit (9/25) ... led the Patriots with six catches for 87 yards in a 17-16 victory over Green Bay (10/2) ... followed with nine receptions for 123 yards vs. the Raiders (10/9) ... led the team with seven receptions for 92 yards the following week at New York (10/16) ... set a Patriots record with 12 receptions for 119 yards (9.9 avg.) in a 12-10 victory at Indianapolis (11/27) ... the previous franchise record was 11 receptions in a game set by Art Graham in 1966 and later tied by Tony Collins (11/29/87) and Leroy Thompson (11/13/94) ... led the Patriots receiving efforts in two of the final three games of the season with six grabs and a touchdown vs. Indianapolis (12/11) and five catches and a touchdown at Buffalo (12/18) ... capped his All-Pro year with six receptions for 79 yards in the playoff loss at Chicago (1/1/95) ... caught twice as many passes as the leading receivers on two other teams – Cleveland's Derrick Alexander (48 receptions) and Tampa Bay's Lawrence Dawsey (46).

1993 (16/10): Started 10 of the 16 games he played, including the final seven of the season ... led the team with 53 receptions, a career high at the time ... finished the season ranked sixth among NFL tight ends in receptions and second in touchdown receptions with eight ... his eight touchdowns led the team and ranked fourth in the AFC ... scored every 6.6 receptions ... voted the Offensive Player of the Year by the 1776 Quarterback Club of New England ... credited with six special teams tackles and added two tackles after Patriot turnovers ... his longest reception of the year was a pass over the middle which he turned into a 54-yard touchdown in the season opener at Buffalo (9/5) ... it was the first career touchdown pass thrown by quarterback Drew Bledsoe ... recorded a season-high six receptions on three occasions ... grabbed six aerials for 39 yards in the home opener vs. Detroit (9/12) ... registered career-high numbers at Indianapolis (10/31) with six receptions for 108 yards and earned Miller Lite Player of the Game honors, as selected by a local media panel ... added six catches for 95 yards and two touchdowns in the 33-27 OT victory over Miami in the season finale (1/2/94) ... scored two touchdowns on only four catches in the Patriots' first victory of the season, 23-21 at Phoenix (10/10) ... was the only Patriots receiver to top the single-game 100-yard plateau in 1993

THE AFC'S LEADING RECEIVERS IN 1994

| Reception Leaders | | Yardage Leaders | |
|-------------------|----|-----------------|-------|
| Ben Coates | 96 | Tim Brown | 1,309 |
| Andre Reed | 90 | Andre Reed | 1,303 |
| Tim Brown | 89 | Irving Fryar | 1,270 |
| Shannon Sharpe | 87 | Ben Coates | 1,174 |
| Brian Blades | 81 | Carl Pickens | 1,127 |



... led the team in receptions in six games and in receiving yards on five occasions.

1992 (16/2): Played in all 16 games with starts vs. San Francisco (10/11) and at Kansas City (12/13) ... caught 20 passes for 171 yards and three touchdowns ... credited with six special teams stops ... had season-high five receptions for 45 yards and a touchdown vs. San Francisco (10/11) ... caught three passes for 35 yards and a touchdown vs. Cleveland (10/25) ... had a two-yard touchdown reception at Indianapolis (11/15).

1991 (16/2): Played in all 16 games during rookie season ... started two games at tight end when Patriots opened up in a two tight end formation ... finished the season with 10 receptions for 95 yards and a touchdown ... also led the team in special teams tackles with 12 ... first career reception was a 6-yard pass from Tommy Hodson in the season opener at Indianapolis (9/1) ... caught second pass of his career and added two special teams tackles vs. Minnesota (10/20) ... had a season-high four catches for 41 yards at Buffalo (11/3) ... caught first career touchdown with seven seconds left in regulation to tie the game in a 23-17 overtime victory vs. Indianapolis (12/8).

College: Three-year letterman at Livingstone College in Salisbury, N.C. (1987-88, 1990) ... earned first-team All-CIAA and Black College Sports All-American honors as a senior after catching 36 passes for 504 yards (14.0 avg.) and nine touchdowns ... played basketball as a junior after sitting out the football season ... finished collegiate career with 103 receptions for 1,228 yards and 18 touchdowns ... took home Livingstone's MVP awards in 1987, 1988 and 1990 ... won the Baxter Holman Memorial Award as a freshman and the S.W. Lancaster Award as a sophomore.

Personal: Ben Terrence Coates was born on August 16, 1969 in Greenwood, S.C. ... played only one season of football at Greenwood (S.C.) High and was voted the team's Most Valuable Player ... majored in physical education at Livingstone College ... earned Most Improved Player honors on the Livingstone College track team as a sophomore ... Ben is married (Yvette) and has two children, Lauren and Brianna.

BEN COATES' NFL STATISTICS

Regular Season Receiving Statistics

| Year Team | G/S | No | Yds | Avg | Lg | TD |
|---------------------|--------------|------------|--------------|-------------|------------|-----------|
| 1991 Patriots | 16/2 | 10 | 95 | 9.5 | 17 | 1 |
| 1992 Patriots | 16/2 | 20 | 171 | 8.9 | 22t | 3 |
| 1993 Patriots | 16/10 | 53 | 659 | 12.4 | 54t | 8 |
| 1994 Patriots | 16/16 | 96 | 1,174 | 12.4 | 62t | 7 |
| Totals-4 yrs | 64/30 | 179 | 2,099 | 11.7 | 62t | 19 |

Postseason Receiving Statistics

| Year Team | G/S | No | Yds | Avg | Lg | TD |
|---------------|-----|----|-----|------|----|----|
| 1994 Patriots | 1/1 | 6 | 79 | 13.2 | 24 | 0 |

Pro Bowl Receiving Statistics

| Year Team | G/S | No | Yds | Avg | Lg | TD |
|-----------|-----|----|-----|-----|----|----|
| 1994 AFC | 1/0 | 2 | 12 | 6.0 | 11 | 0 |

Additional Statistics

Rushing – 1991 (1 for -6 yards), 1992 (1 for 2), 1994 (1 for 0)
 Kickoff Returns – 1991 (1 for 6 yards)
 Fumbles/Lost/Recovered/Out of Bounds – 1992 (1/1/0), 1994 (2/1/2/1)
 Special Teams Tackles – 1991 (12), 1992 (6), 1993 (6)
 Miscellaneous Tackles – 1993 (2), 1994 (2)

Additional Playoff Statistics

Misc. Tackles – 1994 (1)

Regular Season Single-Game Career Highs

Receptions – 12 Most recent at Indianapolis (11/27/94)
 Yards – 161 at Miami (9/4/94)
 Average Per Catch (minimum 3 rec.) – 22.7 vs. Houston (10/17/93)
 TDs – 2 (four times) Most recent vs. Buffalo (9/11/94)



Ben Coates' 1991 Game-By-Game Receiving

| 1991 | Opponent | Starts | No | Yds | Avg | Lg | TD | W/L | Score |
|-------------|-----------------|--------|----|-----|------|----|----|-----|-------|
| 9/01 | at Indianapolis | p | 1 | 6 | 6.0 | 6 | 0 | W | 16-7 |
| 9/08 | Cleveland | p | - | - | - | - | - | L | 0-20 |
| 9/15 | at Pittsburgh | p | - | - | - | - | - | L | 6-20 |
| 9/22 | Houston | p | - | - | - | - | - | W | 24-20 |
| 9/29 | at Phoenix | p | - | - | - | - | - | L | 10-24 |
| 10/06 | Miami | p | - | - | - | - | - | L | 10-20 |
| 10/20 | Minnesota | p | 1 | 17 | 17.0 | 17 | 0 | Wo | 26-23 |
| 10/27 | Denver | p | - | - | - | - | - | L | 6-9 |
| 11/03 | at Buffalo | p | 4 | 41 | 10.2 | 17 | 0 | L | 17-22 |
| 11/10 | at Miami | S | - | - | - | - | - | L | 20-30 |
| 11/17 | NY Jets | S | 1 | 7 | 7.0 | 7 | 0 | L | 21-28 |
| 11/24 | Buffalo | p | 1 | 11 | 11.0 | 11 | 0 | W | 16-13 |
| 12/01 | at Denver | p | - | - | - | - | - | L | 3-20 |
| 12/08 | Indianapolis | p | 1 | 2 | 2.0 | 2t | 1 | Wo | 23-17 |
| 12/15 | at NY Jets | p | - | - | - | - | - | W | 6-3 |
| 12/22 | at Cincinnati | p | 1 | 11 | 11.0 | 11 | 0 | L | 7-29 |
| 1991 Totals | | 16/2 | 10 | 95 | 9.5 | 17 | 1 | | |

Ben Coates' 1992 Game-By-Game Receiving

| 1992 | Opponent | Starts | No | Yds | Avg | Lg | TD | W/L | Score |
|-------------|-----------------|--------|----|-----|------|-----|----|-----|-------|
| 9/13 | at LA Rams | p | - | - | - | - | - | L | 0-14 |
| 9/20 | Seattle | p | 1 | 6 | 6.0 | 6 | 0 | L | 6-10 |
| 9/27 | Buffalo | p | 4 | 31 | 7.8 | 11 | 0 | L | 7-41 |
| 10/04 | at NY Jets | p | 3 | 23 | 7.7 | 12 | 0 | L | 21-30 |
| 10/11 | San Francisco | S | 5 | 45 | 9.0 | 14 | 1 | L | 12-24 |
| 10/18 | at Miami | p | 1 | 6 | 6.0 | 6 | 0 | L | 17-38 |
| 10/25 | Cleveland | p | 3 | 35 | 11.7 | 22t | 1 | L | 17-19 |
| 11/01 | at Buffalo | p | - | - | - | - | - | L | 7-16 |
| 11/08 | New Orleans | p | 1 | 7 | 7.0 | 7 | 0 | L | 14-31 |
| 11/15 | at Indianapolis | p | 1 | 2 | 2.0 | 2 | 1 | Wo | 37-34 |
| 11/22 | NY Jets | p | - | - | - | - | - | W | 24-3 |
| 11/29 | at Atlanta | p | - | - | - | - | - | L | 0-34 |
| 12/06 | Indianapolis | p | - | - | - | - | - | L | 0-6 |
| 12/13 | at Kansas City | S | - | - | - | - | - | L | 20-27 |
| 12/20 | at Cincinnati | p | - | - | - | - | - | L | 10-20 |
| 12/27 | Miami | p | 1 | 16 | 16.0 | 16 | 0 | L | 13-16 |
| 1992 Totals | | 16/2 | 20 | 171 | 8.9 | 22t | 3 | | |

Ben Coates' 1993 Game-By-Game Receiving

| 1993 | Opponent | Starts | No | Yds | Avg | Lg | TD | W/L | Score |
|-------------|-----------------|--------|----|-----|------|-----|----|-----|-------|
| 9/05 | at Buffalo | p | 1 | 54 | 54.0 | 54t | 1 | L | 14-38 |
| 9/12 | Detroit | S | 6 | 39 | 6.5 | 13 | 0 | Lo | 16-19 |
| 9/19 | Seattle | S | 4 | 47 | 11.8 | 25 | 1 | L | 14-17 |
| 9/26 | at NY Jets | p | 1 | 6 | 6.0 | 6 | 0 | L | 7-45 |
| 10/10 | at Phoenix | p | 4 | 24 | 6.0 | 15 | 2 | W | 23-21 |
| 10/17 | Houston | p | 3 | 68 | 22.7 | 39 | 0 | L | 14-28 |
| 10/24 | at Seattle | S | 3 | 10 | 3.3 | 4 | 0 | L | 9-10 |
| 10/31 | at Indianapolis | p | 6 | 108 | 18.0 | 45 | 0 | L | 6-9 |
| 11/07 | Buffalo | p | 3 | 22 | 7.3 | 12 | 0 | Lo | 10-13 |
| 11/21 | at Miami | S | 3 | 32 | 10.7 | 13 | 0 | L | 13-17 |
| 11/28 | NY Jets | S | 2 | 20 | 10.0 | 17 | 0 | L | 0-6 |
| 12/05 | at Pittsburgh | S | 3 | 33 | 11.0 | 16 | 1 | L | 14-17 |
| 12/12 | Cincinnati | S | 3 | 21 | 7.0 | 11 | 1 | W | 7-2 |
| 12/19 | at Cleveland | S | 3 | 36 | 12.0 | 18 | 0 | W | 20-17 |
| 12/26 | Indianapolis | S | 2 | 44 | 22.0 | 28 | 0 | W | 38-0 |
| 1/02 | Miami | S | 6 | 95 | 15.8 | 42 | 2 | Wo | 33-27 |
| 1993 Totals | | 16/10 | 53 | 659 | 12.4 | 54t | 8 | | |

RECEPTION STREAKS

Ben Coates closed out the 1994 season with at least one reception in his last 33 games. He enters the 1995 season needing receptions in the first 10 games (at Miami Nov. 12) to break the Patriots' consecutive reception record of 44 games set by Jimmy Colclough in 1963.

**Ben Coates' 1994 Game-By-Game Receiving**

| 1994 | Opponent | Starts | No | Yds | Avg | Lg | TD | W/L | Score |
|-------------|-----------------|--------|----|-------|------|-----|----|----------------|-------|
| 9/04 | at Miami | S | 8 | 161 | 20.1 | 62t | 2 | L | 35-39 |
| 9/11 | Buffalo | S | 9 | 124 | 13.8 | 31 | 2 | L | 35-38 |
| 9/18 | at Cincinnati | S | 8 | 108 | 13.5 | 23 | 0 | W | 31-28 |
| 9/25 | at Detroit | S | 4 | 49 | 12.3 | 21 | 1 | W | 23-17 |
| 10/02 | Green Bay | S | 6 | 87 | 14.5 | 26 | 0 | W | 17-16 |
| 10/09 | L.A. Raiders | S | 9 | 123 | 13.7 | 26 | 0 | L | 17-21 |
| 10/16 | at N.Y. Jets | S | 7 | 92 | 13.1 | 39 | 0 | L | 17-24 |
| 10/30 | Miami | S | 2 | 17 | 8.5 | 9 | 0 | L | 3-23 |
| 11/6 | at Cleveland | S | 3 | 24 | 8.0 | 11 | 0 | L | 6-13 |
| 11/13 | Minnesota | S | 10 | 74 | 7.4 | 18 | 0 | W _o | 26-20 |
| 11/20 | San Diego | S | 2 | 22 | 11.0 | 13 | 0 | W | 23-17 |
| 11/27 | at Indianapolis | S | 12 | 119 | 9.9 | 16 | 0 | W | 12-10 |
| 12/4 | N.Y. Jets | S | 2 | 21 | 10.5 | 13 | 0 | W | 24-13 |
| 12/11 | Indianapolis | S | 6 | 68 | 11.3 | 37 | 1 | W | 28-18 |
| 12/18 | at Buffalo | S | 5 | 59 | 11.8 | 22 | 1 | W | 41-17 |
| 12/24 | at Chicago | S | 3 | 26 | 8.7 | 11 | 0 | W | 13-3 |
| 1994 Totals | | 16/16 | 96 | 1,174 | 12.4 | 62t | 7 | | |
| 1/1 | at Cleveland+ | S | 6 | 79 | 13.2 | 24 | 0 | L | 13-20 |

+ - playoff game

o - overtime game

PATRIOTS' ALL-TIME SINGLE-SEASON RECEIVING LEADERS**All-Time Reception Leaders**

| | | |
|------|-----------------|----|
| 1994 | Ben Coates | 96 |
| 1986 | Stanley Morgan | 84 |
| 1991 | Marv Cook | 82 |
| 1986 | Tony Collins | 77 |
| 1994 | Michael Timpson | 74 |
| 1991 | Irving Fryar | 68 |

1,000-Yard Seasons

| | | |
|------|----------------|-------|
| 1986 | Stanley Morgan | 1,491 |
| 1994 | Ben Coates | 1,174 |
| 1981 | Stanley Morgan | 1,029 |
| 1991 | Irving Fryar | 1,014 |
| 1979 | Harold Jackson | 1,013 |
| 1979 | Stanley Morgan | 1,002 |

TOP TIGHT END TWO-YEAR TOTALS

Ben Coates has led the Patriots' receiving corps the last two seasons. Below is a list of how his two-year reception and touchdown totals compare to those of his peers.

TE Reception Leaders

| | |
|-----------------|-----|
| Shannon Sharpe | 168 |
| Ben Coates | 149 |
| Brent Jones | 117 |
| Pete Metzelaars | 117 |
| Eric Green | 109 |
| Keith Jackson | 98 |

TE Touchdown Leaders

| | |
|-----------------|----|
| Ben Coates | 15 |
| Shannon Sharpe | 13 |
| Keith Jackson | 13 |
| Johnny Mitchell | 10 |
| Pete Metzelaars | 9 |
| Eric Green | 9 |

COATES NOTES

- The Patriots had five players who each had over 50 receptions in 1994, an NFL first. Ben Coates led that quintet with 96 receptions, a franchise and all-time NFL tight end reception record.
- To put those numbers into perspective, consider that in 1993, Ben Coates led the team with 53 receptions. That total was surpassed by four players in 1994.
- Ben's 96 receptions were twice as many as the leading receivers on two NFL teams – Cleveland's Derrick Alexander (48 receptions) and Tampa Bay's Lawrence Dawsey (46 receptions).
- In 1993, Ben Coates was the only Patriots receiver to top the 100-yard receiving plateau in a game (108 yards at Indianapolis 10/30). In 1994, Coates reached that plateau five times.
- Ben is first cousins with Green Bay wide receiver Robert Brooks. In 1994, the two combined for 154 receptions for 1,822 yards.



BEN COATES' CAREER HONORS AND AWARDS

1993 Honors

- 1776 Quarterback Club Offensive Player of the Year

1994 Awards

- Associated Press First-Team All-Pro Selection
- UPI First-Team All-AFC Selection
- First-Team Pro Bowl Selection
- *USA Today* All-Pro Team
- CNN All-Pro Team
- *Pro Football Weekly* All-NFL Team
- *Pro Football Weekly* All-AFC Team
- *Football Digest* First-Team All-Pro Selection
- *College and Pro Football Newsweekly* All-Pro
- *Football News* First-Team All-AFC
- Tom Jackson's Pro Football Update First-Team All-NFL
- 1776 Quarterback Club Co-Offensive Most Valuable Player
- Patriots' Miller Lite Player of the Game — at Indianapolis (11/27/94)
- Staples Star of the Game — vs. Buffalo (9/11/94)
- Staples Star of the Game — at Indianapolis (11/27/94)




VETERANS

COATES' CAREER TOTALS VS. 1995 OPPONENTS

| Team | G/S | No | Yds | Avg | Lg | TD |
|---------------|-------|-----|------|------|-----|----|
| Buffalo | 8/2 | 27 | 342 | 12.7 | 54t | 4 |
| Indianapolis | 8/3 | 29 | 394 | 12.0 | 45 | 3 |
| Miami | 8/5 | 21 | 327 | 15.6 | 62t | 4 |
| NY Jets | 8/4 | 16 | 169 | 10.6 | 39 | 0 |
| Atlanta | 1/0 | 0 | 0 | 0.0 | 0 | 0 |
| Cleveland | 5/3 | 15 | 174 | 11.6 | 22t | 1 |
| Denver | 2/0 | 0 | 0 | 0.0 | 0 | 0 |
| Kansas City | 1/1 | 0 | 0 | 0.0 | 0 | 0 |
| New Orleans | 1/0 | 1 | 7 | 7.0 | 7 | 0 |
| Pittsburgh | 2/1 | 3 | 33 | 11.0 | 16 | 1 |
| San Francisco | 1/1 | 5 | 45 | 9.0 | 14 | 1 |
| Totals | 45/20 | 117 | 1484 | 12.7 | 62t | 14 |

54 TODD COLLINS



Inside Linebacker

6-2 • 242 • 4th Year

Draft: 3a (64th) '92

Carson-Newman

Born: May 27, 1970

New Market, Tenn.

Transactions: Todd Collins was drafted by the Patriots with their first of two selections in the third round of the 1992 NFL draft (64th player selected).

NFL Career GP/GS (regular season 33/19, postseason 0/0):

Collins emerged as a starter opposite Vincent Brown at inside linebacker in just his second professional season ... gives the Patriots one of the strongest set of inside linebackers in the league ... has

been limited by injuries throughout his career. **1994 (7/7, 0/0):** Suffered a

Extra Points

- Todd was named Tennessee's "Mr. Football" in 1987, the same title won by his brother, Brent, in 1985.
- That year he was rated the top prep prospect in the country and earned National Defensive Player of the Year honors from *USA Today*.



strained left knee in the final preseason game and missed the first three games of the regular season ... returned to the starting lineup to help the Patriots to a 23-17 victory at Detroit (9/25) ... started the next seven games before suffering ligament damage to his right knee vs. Minnesota (11/13), which sidelined him for the remainder of the year ... finished the year with 38 total tackles (26 solos) and one pass defended ... recorded seven tackles vs. Green Bay (10/2) and vs. Raiders (10/9) ... followed with a five-tackle outing at New York (10/16) before recording a career-high 14 tackles (10 solos) vs. Miami (10/30) ... his 14 tackles were the most by a Patriot in 1994 ... recorded three tackles at Cleveland (11/6) ... started vs. Minnesota (11/13) the following week, but sustained a season-ending knee injury. **1993 (16/12):** Started the final 12 games of the season at inside linebacker ... finished second on the team with 92 tackles, 57 solo stops including one quarterback sack – career highs in each category ... snared his first career interception off Seattle's Rick Mirer (9/19) and returned it 8 yards ... batted down two passes, forced and recovered one fumble ... added three special teams tackles ... recorded a career-high 13 tackles vs. Buffalo (11/7) to earn Miller Lite Player of the Game honors ... added a game-high 12-tackle performance in the season finale vs. Miami (1/2/94) ... forced a Roosevelt Potts fumble in a 38-0 shutout vs. Indianapolis (12/26) ... recovered a Tommy Vardell fumble and returned it 2 yards in a 20-17 victory at Cleveland (12/19) ... totaled four tackles in his first career start in a 23-21 triumph at Phoenix (10/10) ... recorded his first career sack at Pittsburgh (12/5). **1992 (10/0):** Played in 10 games, seeing extensive duty on special teams ... tied for second on the team with 11 special teams tackles ... finished the season with only three defensive stops ... credited with two tackles at linebacker and recovered two fumbles on special teams at NY Jets (10/4) ... missed four games after being placed on injured reserve (10/16) because of a neck injury.

College: Selected first-team All-American by *The Poor Man's Guide to the NFL Draft* in 1991 ... as a senior, he recorded 119 tackles (66 solos), six sacks and 11 stops behind the line of scrimmage ... returned two interceptions for touchdowns and was credited with 16 quarterback pressures ... selected first-team All-American by *The NFL Draft Report* and was chosen Small College Underclassman of the Year in 1990 despite missing two games with a knee injury ... finished season with 65 tackles (19 solos), a fumble recovery and a pass deflection ... played in only five games after suffering a foot injury in the second game of the season as a sophomore ... in 1989, he notched 12 tackles (five solos), two sacks and a pass deflection ... enrolled at Georgia in 1988 but received a medical redshirt after breaking foot in fall drills ... transferred to Tennessee but suffered a separated shoulder ... left the Volunteers that fall and enrolled at Carson-Newman.

Personal: Todd Franklin Collins was born on May 27, 1970 in New Market, Tenn. ... was one of the most decorated athletes the history of Jefferson County High in New Market, Tenn. ... earned *USA Today*, *SuperPrep* and *Parade Magazine* first-team All-American acclaim as a senior ... majored in psychology at Carson-Newman ... single.

TODD COLLINS' NFL STATISTICS

Regular Season Defensive Statistics

| Year Team | G/S | TT | UT | A | S-Yds | I-Yds | PD | FF | FR | SpT |
|---------------------|--------------|------------|-----------|-----------|---------------|------------|----------|----------|----------|-----------|
| 1992 Patriots | 10/0 | 3 | 3 | 0 | 0.0-0 | 0-0 | 0 | 0 | 2 | 11 |
| 1993 Patriots | 16/12 | 92 | 57 | 35 | 1.0-10 | 1-8 | 2 | 1 | 1 | 3 |
| 1994 Patriots | 7/7 | 38 | 26 | 12 | 0-0 | 0-0 | 1 | 0 | 0 | 0 |
| Totals-3 yrs | 33/19 | 133 | 86 | 47 | 1.0-10 | 1-8 | 3 | 1 | 3 | 14 |

Single-Game Career Highs


Tackles – 14 vs. Miami (10/30/94)

Unassisted – 10 vs. Miami (10/30/94)

Assists – 4 (three times) Most recent vs. Miami (10/30/94)



81 RAY CRITTENDEN

**Wide Receiver****6-1 • 188 • 3rd Year****Rookie Free Agent '93****Virginia Tech****Born: March 1, 1970****Washington, D.C.**

Transactions: Ray Crittenden signed with the Patriots as a rookie free agent on May 20, 1993.

NFL Career GP/GS (regular season 32/4, postseason 1/0):

Crittenden was signed as an unheralded rookie free agent who had only caught nine passes in two seasons at Virginia Tech ... his size, speed and athleticism proved to merit enough potential for the Patriots to invite him to camp ... as a result, Crittenden led the Patriots with an 18.3-yard average per reception and finished fifth on the squad with 293 yards as a rookie ... last season he had the second longest average per reception (13.5 avg.). **1994 (16/2, 1/0):**

Played in every game, including two starts at New York (10/16) and at Cleveland (11/6) ... his 994 all-purpose yards ranked third on the team behind Ben Coates (1,174) and Leroy Thompson (1,153) ... finished sixth on the team with 28 receptions for 379 yards (13.5 avg.) and scored three touchdowns ... led the Patriots with 24 kickoff returns for 460 yards (19.2 avg.) ... finished second on the team with 19 punt returns for 155 yards (8.2 avg.) ... accumulated 127 all-purpose yards in the season opener at Miami (9/4) ... made a spectacular diving catch in the corner of the end zone for a 23-yard touchdown reception ... caught two passes for 41 yards and returned a kickoff 36 yards (longest of the season) vs. Buffalo (9/18) ... recorded a career-high six receptions for 74 yards (12.3 avg.) and a touchdown at New York (10/16) ... grabbed three receptions in five different games — vs. Green Bay (10/2), vs. Miami (10/30), at Cleveland (11/6), vs. Minnesota (11/13) and vs. Indianapolis (12/11) ... did not catch a pass in the Patriots' playoff game, but did return a kickoff 28 yards. **1993 (16/2):** Played in all 16 games, starting two vs. Buffalo (11/7) and vs. New York Jets (11/28) ... finished strong rookie campaign ranked fifth in the AFC with a 20.8 yard kickoff return average (23 kickoffs for 478 yards) ... caught 16 passes for 293 yards (18.3 avg.) ... returned two punts for 37 yards (18.5 avg.) including one fair catch ... caught three passes for a season-high 69 yards at Pittsburgh (12/5) ... posted season-highs with five kickoff returns and 115 returns yards in 45-7 loss at New York Jets ... flashed signs of brilliance early in the season with a career-high five receptions for 68 yards, including a spectacular diving catch vs. Seattle (9/17) ... caught first touchdown in dramatic fashion, making a leaping 40-yard reception in the end zone at Miami 11/21.

College: A great all-around athlete at Virginia Tech ... earned letters in football (2), soccer (3) and basketball (1) during college career ... utilized as

Extra Points

- Ray was originally recruited to Virginia Tech by the Hokies soccer coach. He set single-season soccer records in shots (70), goals (15) and points (34).
- Ray walked-on as a guard for a Virginia Tech basketball team that featured current Miami Heat point guard Bimbo Coles.
- Ray collects tropical fish.
- Ray's brother Derrick was recruited to Boston College in 1995 as a WR/DB.



wide receiver and kick returner ... caught nine passes for 113 yards (12.6 avg.) and one touchdown and returned seven kickoffs for 139 yards (19.9 avg.) during two-year football career ... caught a season-high three passes for 29 yards at Louisville ... grabbed two receptions for a season-high 47 yards in Virginia clash.

Personal: Raymond C. Crittenden was born on March 1, 1970 in Washington D.C. ... he was a three-sport all-star at Thomas Jefferson and Annandale High in Virginia ... earned all-district and all-region honors in football ... was an all-state selection in basketball and soccer ... enjoys jazz music and lists seafood among his favorite cuisines ... single.

RAY CRITTENDEN'S NFL STATISTICS

Regular Season

| Year Team | G/S | —Receiving— | | | | | —Rushing— | | | | |
|---------------------|-------------|-------------|------------|-------------|-----------|----------|-----------|-----------|-------------|-----------|----------|
| | | No | Yds | Avg | LG | TD | No | Yds | Avg | LG | TD |
| 1993 Patriots | 16/2 | 16 | 293 | 18.3 | 44 | 1 | 1 | -3 | -3.0 | -3 | 0 |
| 1994 Patriots | 16/2 | 28 | 379 | 13.5 | 32 | 3 | 0 | 0 | 0.0 | 0 | 0 |
| Totals-2 yrs | 32/4 | 44 | 672 | 15.3 | 44 | 4 | 1 | -3 | -3.0 | -3 | 0 |

| | | —Kickoff Returns— | | | | | —Punt Returns— | | | | | |
|--------------|----------|-------------------|-----|------|----|----|----------------|----|-----|------|----|----|
| Year | Team | No | Yds | Avg | LG | TD | No | FC | Yds | Avg | LG | TD |
| 1993 | Patriots | 23 | 478 | 20.8 | 44 | 0 | 2 | 1 | 37 | 18.5 | 30 | 0 |
| 1994 | Patriots | 24 | 460 | 19.2 | 36 | 0 | 19 | 6 | 155 | 8.6 | 26 | 0 |
| Totals-2 yrs | | 47 | 938 | 20.8 | 44 | 0 | 21 | 7 | 192 | 9.1 | 30 | 0 |

Postseason

| | | —Kickoff Returns— | | | | | | —Punt Returns— | | | | | |
|------|----------|-------------------|----|-----|------|----|----|----------------|----|-----|-----|----|----|
| Year | Team | G/S | No | Yds | Avg | LG | TD | No | FC | Yds | Avg | LG | TD |
| 1994 | Patriots | 1/0 | 1 | 28 | 28.0 | 28 | 0 | 0 | 0 | 0 | 0.0 | 0 | 0 |

Additional Statistics

Misc. Tackles – 1993 (1), 1994 (1)

Fumbles/Lost/Recovered/Out of Bounds – 1994 (1/0/1/1)

Single-Game Career Highs

Receptions – 6 at New York Jets (10/16/94)

Yards – 74 at New York Jets (10/16/94)

Average – 44.0 at N.Y. Jets (9/26/93)

Long – 44 vs. N.Y. Jets (9/26/93)


Touchdowns – 1 (three times) Most recent at N.Y. Jets (10/16/94)

Kickoff Returns – 5 at N.Y. Jets (9/26/93)

Return Yards – 115 at N.Y. Jets (9/26/93)

Return Average – 44.0 at Seattle (10/24/93)

26 COREY CROOM



Running Back

5-11 • 208 • 3rd Year

Rookie Free Agent '93

Ball State

Born: May 22, 1971

Sandusky, Ohio

Transactions: Corey Croom signed with the Patriots as a rookie free agent on April 30, 1993 ... he was released on August 30, 1993, but was added to the practice squad the next day ... activated from the practice squad September 19, 1993.

**NFL Career GP/GS (regular season 30/1, postseason 1/1):**

Croom made the most of his opportunity when the Patriots dealt running back Jon Vaughn to Seattle (8/26/93), leaving a roster position open to back up running back Leonard Russell in 1993 ... has been a valuable special teams performer in two seasons with the Patriots and has totaled 20 special teams tackles. **1994 (16/0, 1/1):** Led the Patriots' rushing efforts in the preseason with 159 yards on 33 carries (4.8 avg.), but did not carry the ball during the regular season ... his only of-

ensive opportunity came in the wild-card playoff game at Cleveland (1/1/95) when he was called on to start and led the team with 35 yards on nine carries (3.9 avg.) and a long of 13 yards ... added one reception for 5 yards in the playoff loss ... finished third on the team with 10 kickoff returns for 172 yards (17.2 avg.) and a long of 24 ... returned five kicks for 90 yards vs. Buffalo (9/11). **1993 (14/1):** Played in 14 games, including one start vs. the N.Y. Jets (11/28) ... finished his rookie season as the team's third leading rusher with 198 yards on 60 carries (3.3 avg.) including one touchdown ... also caught eight passes for 92 yards ... enjoyed finest day as professional when he rushed for a career-high 93 yards on 21 carries, including a five-yard touchdown run, in a 38-0 romp vs. Indianapolis ... led the team with a 41-yard rushing effort on nine carries during a 17-13 loss at Miami.

Extra Points

- He set Ball State's single-season rushing record with 1,157 yards in 1992.
- Corey is an avid daytime television fan. His favorite soap opera is "The Young and the Restless" and his favorite talk show is the Ricki Lake show.
- Corey is from Sandusky, Ohio, home of the "Magnum," the largest roller coaster in the country.

College: Starred at Ball State, where he was the second-leading rusher in school history ... recipient of the John Magnabosco Award for team's most valuable player in 1992 ... two-time Mid-American Conference first-team selection ... three-time MAC Player of the Week ... holds Ball State's single-season rushing title, gaining 1,157 yards on 301 carries during his senior campaign ... accounted for 90 percent of the Cardinal's rushing offense and over 50 percent of the total offense his senior year ... led the team with 1,555 all purpose yards, an average of 141.4 per game (rushing for 1,157 yards, catching 27 passes for 161 yards and returning eight kickoffs for 237 yards) ... led all non-kickers with 36 points (six rushing touchdowns) ... rushed for a career-high 242 yards on 39 carries at Miami (Ohio) ... named MAC Player of the Week for his accomplishments ... started all 11 games his junior year and finished third in the MAC with 1,053 yards on 291 carries ... named MAC player of the Week after rushing for 190 yards with three touchdowns at Navy ... set school record with 44 rushing attempts for 165 yards and a touchdown, which earned him MAC Player of the Week honors ... played in nine games as a sophomore and started two ... carried the ball 106 times for 393 yards ... picked up a season-high 73 yards at Illinois State ... played in 10 regular season games plus the California Raisin Bowl his freshman year ... won the John R. Hodge Award for being team's Most Outstanding Freshman.

Personal: Corey Vincent Croom was born on May 22, 1971 in Sandusky, Ohio ... he lettered two seasons in football and three seasons in track at Sandusky (Ohio) High ... UPI all-state in football as a senior after helping team to the UPI state championship ... earned All-Erie Shore Conference, all-district, and Erie Shore Conference Player of Year honors ... team captain and two-time MVP ... tallied 3,500 yards in three seasons ... Corey and his wife Camilla have two children – Christopher Michael and Cara Monique.

**COREY CROOM'S NFL STATISTICS****Regular Season**

| Year | Team | G/S | Rushing | | | | | Receiving | | | | |
|---------------------|----------|-------------|-----------|------------|------------|-----------|----------|-----------|-----------|-------------|-----------|----------|
| | | | No | Yds | Avg | LG | TD | No | Yds | Avg | LG | TD |
| 1993 | Patriots | 14/1 | 60 | 198 | 3.3 | 22 | 1 | 8 | 92 | 11.5 | 21 | 0 |
| 1994 | Patriots | 16/0 | 0 | 0 | 0.0 | 0 | 0 | 0 | 0 | 0.0 | 0 | 0 |
| Totals-2 yrs | | 30/1 | 60 | 198 | 3.3 | 22 | 1 | 8 | 92 | 11.5 | 21 | 0 |

—Kickoff Returns—

| Year | Team | No | Yds | Avg | LG | TD |
|---------------------|----------|-----------|------------|-------------|-----------|----------|
| 1993 | Patriots | 0 | 0 | 0.0 | 0 | 0 |
| 1994 | Patriots | 10 | 172 | 17.2 | 24 | 0 |
| Totals-2 yrs | | 10 | 172 | 17.2 | 24 | 0 |

Additional Statistics

Fumbles/Lost/Rec. – 1993 (1/1/0), 1994 (1/0/0)

Special Teams (TT, UT, A) – 1993 (11,7,4), 1994 (9,7,2)

Postseason

| Year | Team | G/S | Rushing | | | | | Receiving | | | | |
|------|----------|-----|---------|-----|-----|----|----|-----------|-----|-----|----|----|
| | | | No | Yds | Avg | LG | TD | No | Yds | Avg | LG | TD |
| 1994 | Patriots | 1/1 | 9 | 35 | 3.9 | 13 | 0 | 1 | 5 | 5.0 | 5 | 0 |

Additional Postseason Statistics

Special Teams (TT, UT, A) – 1994 (1,1,0)


Single-Game Career Highs

Attempts – 21 vs. Indianapolis (12/26/93)

Yards – 93 vs. Indianapolis (12/26/93)

Longest – 22 vs. Indianapolis (12/26/93)

TDs – 1 vs. Indianapolis (12/26/93)

66 JEFF DELLENBACH**Center****6-6 • 300 • 11th Year****UFA (Miami) '95****Wisconsin '85****Born: February 14, 1963****Wausau, Wisc.**

Transactions: Jeff Dellenbach signed with the Patriots as an unrestricted free agent formerly of the Miami Dolphins on March 6, 1994 ... originally drafted by the Dolphins in the fourth round of the 1985 NFL draft ... signed by the Dolphins on July 15, 1985 ... granted free agency February 1, 1990 and re-signed with Miami (8/30/90) ... granted free agency on February 1, 1992 and re-signed (5/4/92) ... became an unrestricted free agent on February 1, 1995 and signed with the Patriots.

NFL Career GP/GS (regular season 145/87, postseason 8/3):

Extra Points

- Played junior varsity hockey in college at Wisconsin.
- Recovered the Leon Lett fumble at the Dolphins one-yard line in what led to the game winning field goal on Thanksgiving Day in 1993.
- Jeff appeared in the movie "Ace Ventura, Pet Detective."
- Jeff started all 19 games during the Dolphins record-setting sack-less streak from 1988 through 1989.



Dellenbach was arguably the most versatile offensive lineman available in the free agent pool in 1995 ... in 10 years with the Dolphins, he played every position along the offensive line and handled the team's deep snapping responsibilities ... his 87 starts have been spread throughout the offensive line and include 47 starts at center, 25 at left tackle, eight at right tackle and seven at right guard. **1994 (16/16, 2/2-Miami):** Started every game at center for the Dolphins, anchoring an offensive line which allowed only 17 sacks all season ... helped the Dolphins to a 10-6 record to win the AFC Eastern Division title and advance to the second round of the playoffs ... the Dolphins averaged a league leading 379.9 yards per game, including 276.3 yards passing per game. **1993 (16/16-Miami):** Started every game with 11 starts at center and five at right guard ... started the first three games at center before moving to right guard ... started the next five games at right guard, then returned to center for the final eight games of the season ... played a critical role in Miami's 16-14 victory over Dallas (11/25) on Thanksgiving Day ... with only 15 seconds remaining in the game and trailing 14-13, Miami's 41-yard field goal attempt to win the game was blocked by Dallas' Jimmie Jones ... Leon Lett attempted to recover the ball at the seven-yard line, but fumbled and Dellenbach covered the loose ball at the 1-yard line with just three seconds remaining in the game ... Miami converted the field goal and won the game as time expired. **1992 (16/8, 2/1-Miami):** Played in every game, including Miami's two playoff games ... alternated by quarter at right tackle with Mark Dennis ... started eight games – vs. Rams (9/20), at Buffalo (10/4), vs. New England (10/18), at New York Jets (11/1), vs. Buffalo (11/16), at New Orleans (11/29), vs. Raiders (12/14) and at New England (12/27) ... started in AFC Championship game vs. Buffalo (1/17/93). **1991 (15/2-Miami):** Opened the season at starting left tackle in place of Richmond Webb who was recovering from a knee injury ... saw limited action in a reserve role in 13 of the next 14 games ... listed among the inactives at Kansas City (10/13) due to an injured calf muscle sustained during practice. **1990 (15/0, 2/0-Miami):** Signed on August 30 ... missed the entire preseason during labor negotiations and was granted a two-week roster exemption by the NFL ... he was activated on September 8, but missed the season opener vs. New England (9/9) snapping a consecutive-game starting streak at 35. **1989 (16/16-Miami):** Named Miami's Offensive Lineman of the Year by a vote of South Florida media after starting every game ... opened the season at center vs. Buffalo (9/10) ... started at left tackle the following week at New England (9/17) – his first start at that position in two years ... started all 19 games over a two-year period (1988-89) during Miami's record setting sack-less string (13 starts at center and six at left tackle). **1988 (16/16-Miami):** Replaced All-Pro center Dwight Stephenson and started every game on an offensive line which allowed only seven sacks for 41 yards for the season. **1987 (11/6-Miami):** Played in 11 non-strike games in 1987, starting six ... opened the season as the starting left tackle vs. New England (9/13) ... started first three non-strike games in place of injured left tackle Jon Giesler ... saw limited action in weeks 7-10 backing up Giesler at left tackle ... started the final three games of the season replacing an injured Stephenson ... received his first starting assignment at center at Philadelphia (12/13) ... anchored an offensive line which ended the Washington Redskins' streak of 63 games with at least one sack (12/20). **1986 (13/6-Miami):** Started six of 13 games – four at left tackle and two at right guard ... suffered a severe ankle sprain in training camp, which limited early-season play ... started at right guard vs. Raiders (10/19) and Colts (10/26) ... started vs. Buffalo (10/12), at New Orleans (12/7), at L.A. Rams (12/14) and vs. New England (12/22). **1985 (11/1, 2/0-Miami):** Made his NFL starting debut at Buffalo (11/24) ... played in 11 games and both playoff games.


College: Four-year letterman at Wisconsin (1981-84) ... selected to the Associated Press All-America team (third team) as a senior ... UPI honorable mention All-American ... earned Big Ten's Offensive Lineman of the Year by conference broadcasters ... selected first-team All-Big Ten by AP and UPI ... started all 12 games in 1984 and earned a 90 percent efficiency grade ... earned Offensive Player of the Game honors vs. Indiana ... started 35 consecutive games to close out career ... earned second-team confer-



ence honors as a junior in 1983 ... made the transition to the offensive line as a sophomore after appearing in 10 games on the defensive line as a freshman.

Personal: Jeffrey Alan Dellenbach was born on Valentine's Day in 1963 (2/14/63) ... shares the same birthday as quarterback Drew Bledsoe ... was a prep standout at Wausau (Wis.) lettering in football, hockey and baseball ... received All-American and all-state recognition as an offensive and defensive tackle and earned all-conference honors as a hockey goaltender ... was very active in the community while in Miami ... involved with the "Say No To Drugs" campaign, cerebral palsy, cystic fibrosis, Miami Childrens' Hospital and The Childrens' Miracle Network ... sponsors golf tournaments to benefit the Boys and Girls Club of Palm Beach County and The Starting Place ... selected as the Dolphins' NFL Man of the Year nominee in 1991 for his involvement in the community ... Jeff and his wife Mary (5/31/85) have three sons – Dane (4/21/89), Dax (4/13/90) and Dillon (4/30/93).

50 STEVE DEOSSIE



Linebacker/Deep Snapper

6-2 • 248 • 12th Year

UFA (N.Y. Jets) '94

Boston College

Born: November 22, 1962

Boston, Mass.

Transactions: Steve DeOssie signed with the New England Patriots as an unrestricted free agent from the New York Jets on March 25, 1994 ... originally drafted by the Dallas Cowboys in the fourth round of the 1984 NFL draft (110th player selected) and by the New Jersey Generals in the first round (14th player selected) of the 1984 USFL draft ... traded from the Cowboys to the Giants (6/2/89) in exchange for a sixth-round

pick in the 1990 draft (Derrick Walker) ... opened the 1993 season with the New York Giants and played in the first eight games before his release (11/10/93) ... signed by the New York Jets as a free agent on November 6, 1993 and played in the final seven games of the season.

Extra Points

- Steve was a standout prep performer at Don Bosco Tech in Boston, Mass.
- Played on the 1983 Boston College Liberty Bowl team.
- Steve is a partner in a 50's Rock-n-Roll diner named "Johnny-B-Goods" in Steamboat Springs, Colo.

NFL Career GP/GS (regular season 159/32, postseason 6/0): DeOssie is regarded as one of the premier deep snappers in the game ... in addition to his service on special teams, the 11-year veteran also adds depth and experience at the inside linebacker position. **1994 (16/0, 1/0):** Played in every game on special teams, handling the Patriots' deep snapping responsibilities on punts, field goals and P.A.T.s ... did not record a defensive tackle, but did register five stops on special teams coverages ... lined up in the wedge on the kickoff return unit and fielded a squib kick vs. Minnesota (11/13) ... returned the kick 14 yards, his first career kick return ... handled the deep snapping duties in the Patriots' playoff loss at Cleveland (1/1/95) and recorded one special teams tackle. **1993 (15/0)(8/0–N.Y. Giants; 7/0–N.Y. Jets):** Played in 15 games, eight as a member of the New York Giants and the final seven games of the season as a member of the New York Jets ... recorded six special teams tackles, while playing extensively on punt, PAT,



and field goal teams as the deep snapper. **1992 (12/11–N.Y. Giants):** Started 11 of 12 games played before an ankle injury sidelined him for the final four weeks of the season ... finished 10th among Giant defenders with 43 total tackles and 33 solo stops ... recorded two passes defended ... added four special teams tackles ... recorded a season-high seven tackles vs. Green Bay (11/8). **1991 (16/2–N.Y. Giants):** Played in all 16 games, including two starts ... played extensively on special teams and in short-yardage situations ... recorded nine tackles with seven solo stops ... in addition, DeOssie caused one fumble and broke up one pass attempt. **1990 (16/13–N.Y. Giants):** Completed his most productive season as a pro, helping the Giants win the NFL championship ... started 13 of 16 games played and recorded a career-high 53 total tackles, including 36 unassisted stops ... added six special teams tackles while handling the deep-snapping duties for the Giants ... played in two playoff games before starting in Super Bowl XXV (1/27/91) in the Giants' dramatic 20-19 victory over the Buffalo Bills. **1989 (9/3–N.Y. Giants):** Played in only nine games with three starts in his first year with the Giants ... missed seven games due to a stress fracture he suffered in his foot ... registered 19 tackles with 17 solo stops while playing in short-yardage situations ... snared his first career interception in the second game of the season against Detroit (9-17) ... added five special teams tackles. **1988 (16/1–Dallas):** Played in all 16 games with one start for the Dallas Cowboys ... recorded 23 total tackles (12 solos) ... led the team with 20 special teams tackles ... handled the long snaps for the team. **1987 (11/2–Dallas):** Played in 11 games and started the final two when the Cowboys linebacking corps was depleted by injuries ... first career start came vs. the Los Angeles Rams (12/11) ... responded with 14 tackles and two passes defended while playing outside linebacker in those two starts ... finished the season with 26 tackles and added 13 special teams stops. **1986 (16/0–Dallas):** Played in all 16 games and recorded seven tackles in reserve duty ... played primarily on special teams. **1985 (16/0–Dallas):** Appeared in all 16 games primarily on special teams and short-yardage situations ... recorded six tackles with three solo stops. **1984 (16/0–Dallas):** Played in every game during his rookie campaign ... made his NFL debut with the Cowboys in the season opener vs. the Los Angeles Rams (9/3) ... made an immediate impact as a special teams player and earned a game ball for his efforts vs. Washington (12/9) ... backed up fellow rookie Eugene Lockhart at inside linebacker.

College: A four-year starter at middle linebacker for Boston College where he earned All-East honors twice and was a second-team All-American as a senior ... team co-captain as a senior ... led the Eagles in tackles in each of his final three collegiate seasons.

Personal: Steven Leonard DeOssie was born on November 22, 1962 in Boston, Mass. ... he was an all-state performer in football, and lettered in baseball and basketball at Don Bosco Tech in Boston, Mass. ... Steve is the father of three children – twins Zak and Christina, and Nichole.

STEVE DEOSSIE'S NFL STATISTICS

Regular Season Defensive Statistics


| Year | Team | G/S | TT | UT | A | S | Int | FF | FR | SpT |
|----------------------|-------------|---------------|------------|------------|-----------|----------|----------|----------|----------|-----------|
| 1984 | Cowboys | 16/0 | 8 | 4 | 4 | 0 | 0 | 0 | 0 | 0 |
| 1985 | Cowboys | 16/0 | 6 | 3 | 3 | 0 | 0 | 0 | 0 | 0 |
| 1986 | Cowboys | 16/0 | 7 | 4 | 3 | 0 | 0 | 0 | 0 | 0 |
| 1987 | Cowboys | 11/2 | 26 | 15 | 11 | 0 | 0 | 0 | 0 | 13 |
| 1988 | Cowboys | 16/1 | 23 | 12 | 11 | 0 | 0 | 0 | 0 | 20 |
| 1989 | Giants | 9/3 | 19 | 17 | 2 | 0 | 1 | 1 | 0 | 5 |
| 1990 | Giants | 16/13 | 53 | 36 | 17 | 0 | 0 | 1 | 1 | 6 |
| 1991 | Giants | 16/2 | 9 | 7 | 2 | 0 | 0 | 0 | 0 | 6 |
| 1992 | Giants | 12/11 | 43 | 33 | 10 | 0 | 0 | 0 | 0 | 4 |
| 1993 | Giants/Jets | 15/0 | 0 | 0 | 0 | 0 | 0 | 0 | 0 | 6 |
| 1994 | Patriots | 16/0 | 0 | 0 | 0 | 0 | 0 | 0 | 0 | 5 |
| Totals-11 yrs | | 159/32 | 194 | 131 | 63 | 0 | 1 | 2 | 1 | 65 |

Playoff Statistics

Games Played/Started – 6/0 Special Teams (TT, UT, A) – 1994 (1,1,0)



84 ELBERT ELLIS



Wide Receiver

6-5 • 216 • 2nd Year

Free Agent '94

Pittsburgh

Born: June 23, 1969

Durham, N.C.

How Acquired: Elbert Ellis signed with the Patriots on November 15, 1994 as a free agent from the Pittsburgh Steelers' practice squad ... originally signed with the Steelers as a rookie free agent in 1994 ... waived by the Steelers on August 28, 1994 and re-signed to the Pittsburgh practice squad the following day (8/29/94).

NFL Career GP/GS (regular season 0/0, postseason 0/0):

Ellis is a world-class sprinter who will try to earn a place on the Patriots roster as a receiver ... he was a six-time All-American sprinter and hurdler in college and could be a tremendous weapon if he can develop his receiving skills. **1994 (0/0):** Ellis joined the Patriots during the 11th week of the season ... he remained on the Patriots' active roster for the final six weeks of the season, but was listed among the weekly inactives in all six games ... also inactive for the Patriots' playoff game ... played in four preseason games with the Steelers and caught seven passes for 111 yards (15.9 avg.) including one touchdown.

College: Did not play football, but was one of the premier sprinters on the collegiate level ... six-time All-American as a sprinter and a hurdler ... won the 110-meter hurdles at the World University Games and claimed a bronze in the 110-meter hurdles at the Pan America Games ... placed sixth in the NCAA indoor 55-meter hurdles and fourth in the outdoor 110-meter hurdles as a junior ... set the school record for 400-meter intermediate hurdles, outdoor 400-meter hurdles and indoor 400-meter dash ... was a member of the school's record-breaking indoor 1,600-meter relay team.

Personal: Elbert Ellis was born June 23, 1969 in Durham, N.C. ... he attended Hillside (Durham, N.C.) High ... graduated from Pittsburgh with a sociology degree ... married (Melitta).

Extra Points


- Elbert's tryout with the Steelers in 1994 was the first time he had played football since the eighth grade.
- David Zemba, a Pittsburgh bus driver, is responsible for coaxing Elbert into trying out for the Steelers.

TURN OF EVENTS

Turnovers were one of the telltale statistics of the 1994 season for the Patriots. In their 10 victories, the Patriots only surrendered the ball 14 times (12 interceptions and two fumbles). Yet, in six regular season defeats, the Patriots turned the ball over 23 times (16 interceptions and seven fumbles). The Patriots were 5-0 in games that they had more takeaways than turnovers, but were 2-4 in contests with a negative turnover ratio.



88 PAUL FRANCISCO

**Tight End****6-6 • 250 • 1st Year****Free Agent '94****Boston University****Born: October 14, 1969****Tela, Honduras**

How Acquired: Paul Francisco was activate to the Patriots' 53-man roster from the team's practice squad on December 7, 1994 ... he was originally signed by the Miami Dolphins as a rookie free agent on April 28, 1994 ... waived by the Dolphins on August 23 and claimed by the Patriots off waivers on August 24, 1994 ... waived by the Patriots (8/28) ... signed to Patriots practice squad on August 29, 1994.

NFL Career GP/GS (regular season 0/0, postseason 0/0): Francisco has excellent size and athleticism ... played

collegiately at Boston University and spent the majority of the '94 season on the Patriots' practice squad to develop his game ... has the potential to be a solid NFL performer. **1994 (0/0):** Francisco was activated from the practice squad to the 53-man roster when Tim Goad was placed on injured reserve in the 14th week of the season (12/7/94) ... remained on the active roster for the final three games of the season, but was listed among the Patriots' inactive players prior to each game.

College: Four-year letterman and three-year starter at Boston University ... named second-team All-East (Division I-AA) as a senior after playing in 12 games and catching 11 passes for 102 yards ... caught 15 passes for 99 yards and three touchdowns as a junior ... finished fifth on the team in receiving ... played in eight of 11 games as a sophomore ... missed three games due to a broken finger on his left hand ... finished the year with 10 catches for 96 yards and a touchdown.

Personal: Paul Francisco was born October 14, 1969 in Tela, Honduras ... attended Central American School in Honduras ... moved to the United States as a teenager and attended Cathedral High in Dorchester, Mass. ... played two years of football and set single-game and single-season reception records at Cathedral ... also lettered in basketball and baseball ... majored in political science at Boston University ... single.

Extra Points


- Recruited to Boston University by Chris Palmer as a linebacker in 1989.
- Paul plans to enter politics when his playing career is over and aspires to become the future president of his native Honduras.

CALL IT IN THE AIR

Looking for a turning point to the 1994 season? How about the coin toss prior to the overtime period of the Vikings game (11/13). Minnesota captain Cris Carter called "heads" late, after the coin had already hit the ground. Patriots captain Vincent Brown alertly protested the call. He lobbied to receive the kickoff due to the infraction, but was denied by the official, who elected to retoss the coin. The Patriots won the toss and elected to receive. Nine plays later, Drew Bledsoe completed a 14-yard TD pass to Kevin Turner to claim the 26-20 victory.



33 SAM GASH

**Fullback****5-11 • 224 • 4th Year****Draft: 8 (205th) '92****Penn State****Born: March 7, 1969****Hendersonville, N.C.**

Transactions: Sam Gash was drafted by the Patriots with their second selection in the eighth round of the 1992 NFL draft (205th player selected) ... granted free agency on February 1, 1995 and signed with the Patriots on May 5, 1995.

NFL Career GP/GS (regular season 43/10, postseason 1/1):

Gash is a reliable rusher and receiver out of the backfield ... his greatest asset may be his blocking ability ... not only is he a great lead blocker, but he also is one of the best in the league at picking up a blitz and protecting the quarterback ... in three years, Gash

has rushed for 242 yards on 83 carries and caught 23 passes for 154 yards ... has started 10 regular season games in his career and the Patriots have won seven of those games. **1994 (13/6, 1/1):** Played in 13 games for the Patriots, starting six of the last seven contests ... started at Cleveland in the Patriots' playoff loss to the Browns (1/1/95) ... his only non-start during the Patriots' season-ending seven game win streak was at Buffalo (12/18), when the Patriots lined up in a two-tight end offense ... rushed for a career-high 56 yards on 15 carries in that game ... finished the year with 30 rushing attempts for 86 yards – 29 of those carries came in the final five weeks of the season ... recorded a career-high with four receptions for 32 yards in a 23-17 victory at Detroit (9/25) ... suffered a preseason hamstring injury and was reported among the Patriots' inactive before each of the first three games. **1993 (15/4):** Started four of the first five games at fullback ... sustained a knee injury in a 23-21 victory over Phoenix (10/10) and was listed inactive the following week vs. Houston (10/17) ... finished fourth on the squad in rushing with 149 yards on 48 carries and one touchdown ... added 14 receptions for 93 yards ... credited with two special teams tackles and two tackles after Patriot turnovers ... fumbled once all season ... selected by a local media panel as the Patriots Miller Lite Player of the Week in the season opener at Buffalo (9/5) when he rushed for a career-high 44 yards on 10 carries and grabbed three passes for 20 yards ... the first of those three receptions on the day was a 7-yard pass from Drew Bledsoe – the first completion of Bledsoe's career ... scored on a 4-yard touchdown run vs. Seattle (9/19). **1992 (15/0):** Played in 15 games during his rookie year, almost exclusively on special teams ... rushed for 7 yards on five carries and added three special teams tackles ... scored first career touchdown on a 1-yard plunge vs. Miami (12/27) ... recovered a fumbled punt vs. San Francisco (10/11).

Extra Points

- Sam's cousin, Thane, was an All-American safety at East Tennessee State (1983-87) and played three seasons with the Cleveland Browns and two seasons for the San Francisco 49ers.
- In 1987, Sam centered the Hendersonville High basketball team which won the North Carolina state title.
- Entering the 1995 season, the Patriots have won seven of 10 games with Sam as a starter.



College: Started at fullback at Penn State and served as offensive co-captain as a senior ... had a career-high 391 yards and three touchdowns on 87 carries in 1991 ... started every game at fullback as a junior and finished third on the team with 315 yards and five touchdowns on 95 carries ... added 13 receptions for 153 yards that year ... received a medical redshirt due to a fractured left fibula in 1989 ... was a goal-line specialist for the Nittany Lions as a sophomore and scored seven times inside the 10-yard line ... finished with 110 yards on 35 carries ... listed third on the depth chart as a freshman and finished the season with 19 yards on eight carries ... also contributed on special teams as a freshman.

Personal: Samuel Lee Gash, Jr. was born the son of Betty A. Gash on March 7, 1969 in Hendersonville, N.C. ... earned Adidas All-American and all-state first team honors at Hendersonville (N.C.) High ... rushed for 4,739 yards and 72 touchdowns during his prep career ... lettered four times in basketball and played center for a state title team in 1987 ... was president of the student body and a National Honor Society member ... earned his liberal arts degree from Penn State with an emphasis in speech communication, marketing and management ... Sam and his wife, Kate, have one daughter – Samantha Leigh (3/12/94).

SAM GASH'S NFL STATISTICS

Regular Season

| Year | G/S | Rushing | | | | | Receiving | | | | |
|---------------------|--------------|-----------|------------|------------|-----------|----------|-----------|------------|------------|-----------|----------|
| | | No | Yds | Avg | Lg | TD | No | Yds | Avg | Lg | TD |
| 1992 Patriots | 15/0 | 5 | 7 | 1.4 | 4 | 1 | | | | | |
| 1993 Patriots | 15/4 | 48 | 149 | 3.1 | 14 | 1 | 14 | 93 | 6.6 | 15 | 0 |
| 1994 Patriots | 13/6 | 30 | 86 | 2.9 | 10 | 0 | 9 | 61 | 6.8 | 19 | 0 |
| Totals-3 yrs | 43/10 | 83 | 242 | 2.9 | 14 | 2 | 23 | 154 | 6.7 | 19 | 0 |

Postseason

| Year | G/S | Rushing | | | | | Receiving | | | | |
|---------------|-----|---------|-----|-----|----|----|-----------|-----|-----|----|----|
| | | No | Yds | Avg | Lg | TD | No | Yds | Avg | Lg | TD |
| 1994 Patriots | 1/1 | 0 | 0 | 0.0 | 0 | 0 | 0 | 0 | 0.0 | 0 | 0 |

Additional Statistics

Fumbles/Lost/Recovered – 1993 (1/0/0), 1994 (1/0/1)

Miscellaneous Tackles – 1993 (2)

Single-Game Career Highs

Rush Attempts – 15 at Buffalo (12/18/94)

Rushing Yards – 56 at Buffalo (12/18/94)

Longest Rush – 14 yards at Buffalo (9/5/93)


Touchdowns – 1 (twice) most recent vs. Seattle (9/19/93)

STREAKING INTO 1995

Sam Gash played an important role in the Patriots' season-ending seven-game win streak by starting six of the seven games. His first start of the season was on Nov. 13, 1994 vs. Minnesota – the game which started the win streak. During the streak, the Patriots claimed victories over three playoff teams (Minnesota, San Diego and Chicago) and the elimination of the four-time defending AFC Champion Buffalo Bills. Closing out the regular season with a seven-game win streak gives the Patriots the longest active win streak in the league entering the 1995 season. The seven-game streak ties a franchise record which was accomplished in 1986, 1978 and during a two-year span from 1976 (six victories) to 1977 (one victory). To break that record, the Patriots will have to defeat the Cleveland Browns on opening day in Foxboro Stadium (9/4/95), something the Patriots have only been able to do in three of their previous 13 regular season games.



67 MIKE GISLER

**Offensive Guard****6-4 • 300 • 2nd Year****Free Agent '93****Houston****Born: August 26, 1969****Runge, Texas****(GEESE-ler)**

Transactions: Mike Gisler signed with the Patriots as a free agent on March 3, 1993 ... originally drafted by the New Orleans Saints in the 11th round of the 1992 NFL draft (303rd player selected) ... signed by Saints on July 15, 1992 ... released August 31, 1992 and re-signed to practice squad (9/2/92) ... released by Saints (9/7/92) and signed by Houston to practice squad (9/9/92) ... granted free agency after 1992 season and signed with the Patriots (3/3/93).

NFL Career GP/GS (regular season 27/5, postseason 0/0):

Gisler has excellent pass protection skills and has professional playing experience at guard and center. **1994 (15/5, 0/0):** Made the transition from guard to center during training camp and started five games for the Patriots in 1994 ... credited with his first career tackle after a turnover ... replaced Mike Arthur in the starting lineup in the fourth game of the season at Detroit (9/25) ... started the next four consecutive games vs. Green Bay (10/2), L.A. Raiders (10/9), at N.Y. Jets (10/16) and vs. Miami (10/30) ... the Patriots finished 2-3 during that five-game stretch.

1993 (12/0): Played in 12 games for the Patriots on special teams units and as a reserve offensive guard ... made his NFL debut in the third week of the season vs. Seattle (9/19) ... listed among the Patriots' inactives in two games, vs. Detroit (9/12) and vs. N.Y. Jets (11/28) ... did not see any action in two other games. **1992 (0/0):** Signed with Houston and placed on their practice squad after being released from the New Orleans Saints in training camp ... was not activated to Houston's roster, thus was not credited with a year of veteran experience.

College: A four-year letterman at Houston (1988-91) ... earned All-Southwestern Conference acclaim as a senior ... earned second-team all-conference honors as a sophomore and junior ... regarded as one of the best pass blockers in Houston's run-and-shoot offense ... provided the protection that allowed quarterbacks Andre Ware and David Klingler to set numerous NCAA passing records during Gisler's collegiate career ... played right guard throughout most of his career, but was versatile enough to play either guard or tackle position ... redshirted as a freshman in 1987.

Personal: Michael Gisler was born on August 26, 1969 in Runge, Texas ... football and track star at Runge (Texas) High ... three-time all-district offensive and defensive tackle ... three-time all-academic team ... student council president as a senior ... participated on the Runge debate team ... majored in construction management at Houston ... enjoys hunting and fishing ... Mike and his wife, Lynn, were married on June 6, 1992.

Extra Points


- Mike is a native of Runge, a small Texas town located between San Antonio and Corpus Christi in south Texas. His graduating class in 1986 consisted of 28 people.
- In 1989, Mike blocked for Heisman Trophy winning quarterback Andre Ware at Houston.

Additional Statistics

Miscellaneous Tackles – 1994 (1)



29 MYRON GUYTON

**Safety****6-1 • 205 • 7th Year****UFA (N.Y. Giants) '94****Eastern Kentucky****Born: August 26, 1967****Metcalfe, Ga.**

Transactions: Myron Guyton signed with the New England Patriots as an unrestricted free agent on February 28, 1994 after starting for five seasons in the defensive backfield of the New York Giants ... Bill Parcells originally drafted Guyton when he was the head coach of the New York Giants with an eighth round selection (218th overall) in the 1989 NFL draft.

Extra Points

- One of Myron's cousins is William Andrews, the former Atlanta Falcons pro bowl running back.
- Myron hails from Thomasville, Ga., an NFL hot-bed of talent. (See list on page 91).

NFL Career GP/GS (regular

season 84/83, postseason 7/7): Guyton has accumulated 425 tackles and seven interceptions in his six-year career ... he started in just his second professional game as a rookie and has started in every game he has played since then. **1994 (16/16, 1/1):** Started every game at free safety ... finished third on the Patriots, first among defensive backs, with 81 tackles (63 solos) ... intercepted his sixth and seventh career passes and returned the two for a total of 18 yards ... interception at Detroit (9/25) sealed a 23-17 victory with just 2:10 remaining in the game ... deflected nine passes in all and recovered three fumbles on the year ... opened the season with four tackles and a fumble recovery against Miami in the season opener (9/4) ... followed with his first interception as a Patriot in the home opener vs. Buffalo (9/11) ... recorded a career-high with nine unassisted tackles (10 total tackles) vs. San Diego (11/20) ... posted nine tackles in two games, vs. Green Bay (10/2) and at New York Jets (10/16) ... recovered an Andre Reed fumble on the Patriots' 5-yard line and returned it 26 yards in a 41-17 triumph over Buffalo (12/18/94) ... closed out the year with three unassisted tackles in the Patriots' wild-card playoff loss at Cleveland (1/1/95). **1993 (16/16, 2/2-N.Y. Giants):** Started all 16 games at free safety for the Giants ... finished third on the team with 77 tackles ... snared two interceptions which he returned for 34 yards ... ranked third on the team with six passes defended ... his first interception of the year came in the season opener at Chicago ... recorded a season-high nine tackles at Phoenix (12/26) ... added 16 stops with two eight-tackle performances in the playoffs and forced a fumble in the first-round victory over Minnesota (1/9/94). **1992 (4/4-N.Y. Giants):** Missed the first 12 weeks of the season with a back injury (9/9 through 12/6), ending a streak of 47 consecutive starts ... returned to start the season's final four games and recorded 19 tackles, including 14 solo stops ... recorded a season-high six tackles at Phoenix (12/12). **1991 (16/16-N.Y. Giants):** Started all 16 games at free safety and finished second in total tackles in the secondary with 75 ... recovered two fumbles and broke up six passes ... recorded a season-high eight tackles at Cincinnati (12/1) ... added seven-tackle performances at Dallas (9/29), vs. Phoenix (10/6) and vs. Dallas (11/17). **1990 (16/16, 3/3-N.Y. Giants):** Started all 16 regular season games at free safety, helping the Giants to an NFC Eastern Division title with a 13-3 record ... started each of the Giants'



three playoff games en route to the Super Bowl XXV title ... finished the season with 75 tackles, six passes defended, a fumble recovery and a forced fumble ... picked off a Dan Marino pass vs. Miami (9/23) ... registered a season-high 12 tackles at New England (12/30) ... posted eight stops earlier in the season at Philadelphia (11/25) ... added 10 postseason tackles and broke up one pass in a 20-19 triumph over Buffalo in the Super Bowl (1/27/91). **1989 (16/15, 1/1-N.Y. Giants):** Assumed the starting strong safety position in just his second NFL game (vs. Detroit 9/17) ... played in all 16 games with 15 starts for the Giants ... led the team in total tackles with 98 and fumble recoveries with three ... finished fourth on the team with 10 passes defended and recorded two interceptions ... made eight tackles and intercepted a pass in his first NFL start (9/17) ... made a season-high 12 stops at Dallas (10/1) ... credited with 11 total tackles vs. Philadelphia (12/3) ... grabbed his second interception of the season at Los Angeles against the Rams (11/12).

College: Four-year starter at Eastern Kentucky (1985-88) ... originally started at cornerback as a freshman ... completed his collegiate career starting at strong safety ... in his senior season, he recorded 81 tackles, six interceptions and a 12.5-yard punt return average as Eastern Kentucky won the Ohio Valley Conference Championship ... earned All-OVC honors and was named OVC Defensive Player of the Week after recording eight tackles and blocking two punts in a victory over Western Kentucky.

Personal: Myron Maynard Guyton was born on August 26, 1967 in Metcalf, Ga. ... from a family of nine children ... football, basketball and track star at Central High in Thomasville, Ga. ... was a college teammate of Patriots' defensive end Aaron Jones ... president of the Phi Beta Sigma fraternity and vice president of the college hall council ... he is a cousin of former Atlanta Falcons' running back William Andrews (1979-83, 86) ... Myron and his wife, Lisa, are expecting their first baby in July (1995).

MYRON GUYTON'S NFL STATISTICS

Regular Season Defensive Statistics

| Year Team | G/S | TT | UT | A | FF | FR | PD | SpT |
|---------------------|--------------|------------|------------|-----------|----------|----------|-----------|----------|
| 1989 Giants | 16/15 | 98 | 75 | 23 | 0 | 3 | 10 | 3 |
| 1990 Giants | 16/16 | 75 | 59 | 16 | 1 | 1 | 6 | 2 |
| 1991 Giants | 16/16 | 75 | 60 | 15 | 0 | 2 | 6 | 3 |
| 1992 Giants | 4/4 | 19 | 14 | 5 | 0 | 0 | 0 | 0 |
| 1993 Giants | 16/16 | 77 | 59 | 18 | 0 | 0 | 6 | 0 |
| 1994 Patriots | 16/16 | 81 | 63 | 18 | 0 | 3 | 9 | 0 |
| Totals-6 yrs | 84/83 | 425 | 330 | 95 | 1 | 9 | 37 | 8 |

Regular Season Interceptions

| Year Team | No | Yds | Avg | Lg | TD |
|---------------------|----------|-----------|-------------|-----------|----------|
| 1989 Giants | 2 | 27 | 13.5 | 14 | 0 |
| 1990 Giants | 1 | 0 | 0.0 | 0 | 0 |
| 1991 Giants | 0 | 0 | 0.0 | 0 | 0 |
| 1992 Giants | 0 | 0 | 0.0 | 0 | 0 |
| 1993 Giants | 2 | 34 | 17.0 | 19 | 0 |
| 1994 Patriots | 2 | 18 | 9.0 | 15 | 0 |
| Totals-6 yrs | 7 | 79 | 11.3 | 19 | 0 |

Postseason Defensive Statistics

| Year Team | G/S | TT | UT | A | S-Yds | I-Yds | PD | FF | FR |
|---------------------|------------|-----------|-----------|----------|------------|------------|----------|----------|----------|
| 1989 Giants | 1/1 | 7 | 4 | 3 | 0-0 | 0-0 | 0 | 0 | 0 |
| 1990 Giants | 3/3 | 10 | 10 | 0 | 0-0 | 0-0 | 1 | 0 | 0 |
| 1993 Giants | 2/2 | 16 | 10 | 6 | 0-0 | 0-0 | 1 | 1 | 0 |
| 1994 Patriots | 1/1 | 3 | 3 | 0 | 0-0 | 0-0 | 0 | 0 | 0 |
| Totals-4 yrs | 7/7 | 36 | 27 | 9 | 0-0 | 0-0 | 2 | 1 | 0 |

**Single-Game Career Highs**

Tackles – 12 (twice) Most recent at New England (12/30/90)
 Unassisted Tackles – 9 at New York Jets (10/16/94)
 Assists – 5 (twice) Most recent at New England (12/30/90)
 Passes Defensed – 3 (twice) Most recent at L.A. Rams (11/11/90)
 Interceptions – 1 (7 times) Most recent at Detroit (9/25/94)
 Interception Return Yards – 19 vs. Rams (9/19/93)

EIGHT IS ENOUGH


Thomasville, Ga., a small city near the Florida state line in south Georgia, has been rich in talent over the years, having produced eight NFL players in the past two decades. Myron Guyton is just one of the eight Thomasville natives to have played in the NFL.

Pos Player, High School

TE Henry Childs, Douglas
 RB William Andrews, Thomasville
 G Guy McIntyre, Thomasville
 S Danny Copeland, Thomas County
 S Myron Guyton, Thomas County
 LB Jesse Small, Thomas County
 DE Eric Curry, Thomasville
 QB Shawn Jones, Thomasville

NFL Teams (Years Played)

Falcons, Saints, Rams, Packers (1974-84)
 Falcons (1979-86)
 49ers (1984-94)
 Chiefs, Redskins (1989-94)
 Giants, Patriots (1989-present)
 Eagles, Cardinals (1989-92)
 Buccaneers (1993-present)
 Vikings (1993 practice squad)

92 JON HAND**Defensive End**

6-7 • 295 • 10th Year

UFA (Indianapolis) '95
 Alabama

Born: November 13, 1963
 Sylacauga, Ala.

Transactions: Jon Hand signed with the Patriots as an unrestricted free agent on March 30, 1995 ... Hand was originally drafted by the Birmingham Stallions of the USFL ... also selected by the Indianapolis Colts in the first round (fourth overall) in the NFL draft in 1986 ... signed with the Colts on August 7, 1986 ... granted free agency February 1, 1990 and re-signed (9/12/90) ... activated (9/14/90) ... granted free agency (2/17/94) and was re-signed (3/17/94) ... granted free agency (2/1/95) and signed with the Patriots.

Extra Points

- Jon enjoys reading biographies on mobsters.
- Jon was named to the University of Alabama's All-Centennial Team.
- Jon has been very active in the community since entering the NFL in 1986.

NFL Career GP/GS (regular season 121/110, postseason 1/1): A 10-year starter for the Colts, Hand is one of the biggest players in the game at 6-foot-7-inches and 295 pounds ... has a tremendous wingspan, which gives him an advantage against linemen in the trenches ... has accumulated 545 total tackles, including 37 career sacks in nine NFL seasons. **1994 (5/3-**



Indianapolis): Missed 11 games due to a fractured right fibula and ankle sprain in the third game of the season at Pittsburgh (9/18) ... totaled 13 tackles and three passes defended in five games ... opened the season with two tackles vs. Houston (9/4) ... credited with four tackles the following week at Tampa Bay (9/11) before sustaining the injury ... returned in a reserve role for the 15th game of the season vs. Miami (12/18) and posted three tackles (two solos) ... saw limited duty in the season finale vs. Buffalo and had three tackles and one pass defended. **1993 (15/14-Indianapolis):** Started 13 games at right defensive end and one game at left defensive end ... reported among the inactives for season opener (9/5) ... named Defensive Player of the Year by the Thundering Herd Fan Club ... ranked fifth on the team in tackles and first among defensive linemen with 78 stops (65 solos) ... led the Colts with 5.5 sacks for 32 yards and was credited with eight quarterback pressures ... recorded a season-high against the Patriots (12/26) with nine tackles (five solos) ... recorded eight solo tackles with two sacks and one pressure at Washington (11/7) ... recorded remaining 3.5 sacks in four games – vs. Cleveland (9/26), at Miami (10/24), vs. Philadelphia 12/19 and half a sack at Buffalo (11/21). **1992 (15/9-Indianapolis):** Started the first nine games of the season ... missed only one game due to injury (10/25 at Miami) ... returned and played in a reserve role in the remaining six contests ... finished the season with 24 tackles (19 solos) and one sack ... recorded five tackles vs. Miami (11/1) and vs. New England (11/15) ... registered a sack for a loss of 5 yards vs. Cleveland (9/6). **1991 (16/16-Indianapolis):** Started every game at right defensive end ... recorded 60 tackles (40 solos) ... shared the team lead with five sacks ... recorded seven tackles (five solos) and two sacks at New England (12/8). **1990 (12/12-Indianapolis):** Started 12 games at right defensive end ... unsigned and missed the season opener at Buffalo (9/9) ... missed three games due to a knee injury sustained at Cincinnati (11/25) ... recorded 63 tackles and 3.5 sacks on the season. **1989 (16/15-Indianapolis):** Recorded career-highs with 85 tackles (57 solos) and 10 sacks (85 yards) ... added four forced fumbles, two fumble recoveries and two passes defended ... registered a season-high 11 tackles (eight solos), including 1.5 sacks at Buffalo (11/12) ... his 10 quarterback sacks were the most by a Colts defender since 1984 (Johnnie Cooks). **1988 (15/15-Indianapolis):** Led the Colts with five sacks ... totaled 73 tackles in just 15 games ... missed game at Green Bay (11/13) due to a groin injury sustained the previous week vs. Jets (11/6). **1987 (12/11, 1/1-Indianapolis):** Recorded nine tackles vs. Miami (9/20) and New England (10/25) ... recorded six unassisted tackles in a divisional playoff loss at Cleveland (1/9/88). **1986 (15/15-Indianapolis):** Earned All-Rookie Team honors from *Pro Football Weekly* after registering 82 tackles (53 solos) in just 15 starts ... credited with 11 quarterback pressures, five sacks, two forced fumbles, two fumble recoveries and one interception ... recorded a season-high 11 tackles in his rookie debut at New England (9/7) ... registered eight tackles in four different games.

College: Four-year letterman at Alabama (1982-85) ... earned All-American honors from *The Sporting News* (first team) and *Football News* (second team) ... accumulated 234 career tackles, including 27 for losses ... earned first-team All-SEC recognition by the Associated Press, UPI and the conference coaches as a senior in 1985 ... named to Alabama's Centennial Team (1891-1991).

Personal: Jon Thomas Hand was born November 13, 1963 in Sylacauga, Ala. ... earned football All-American honors from *Parade Magazine* as a prep standout at Sylacauga (Ala.) High ... also excelled in basketball and track ... crowned the state champion in the shot put ... was an academic prep All-American as well ... majored in criminal justice at Alabama ... has been active in the community throughout his career ... makes annual donations to the Noble Center for Retarded Citizens in Indianapolis, contributing \$100 per tackle ... Jon and his wife, Tanya, have three daughters – Jessica Elizabeth (1/31/89), Joie (12/11/90) and Jalyn (7/25/94).



JON HAND'S NFL STATISTICS


Regular Season Defensive Statistics

| Year Team | G/S | TT | UT | A | S-Yds | I-Yds | PD | FF | FR |
|---------------------|----------------|------------|------------|------------|-----------------|------------|----------|-----------|----------|
| 1986 Colts | 15/15 | 82 | 53 | 29 | 5-32 | 1-8 | 0 | 2 | 2 |
| 1987 Colts | 12/11 | 67 | 41 | 26 | 2-14 | 0-0 | 0 | 1 | 0 |
| 1988 Colts | 15/15 | 73 | 51 | 22 | 5-34 | 0-0 | 0 | 0 | 1 |
| 1989 Colts | 16/15 | 85 | 57 | 28 | 10-85 | 0-0 | 0 | 4 | 2 |
| 1990 Colts | 12/12 | 63 | 44 | 19 | 3.5-27.5 | 0-0 | 2 | 1 | 1 |
| 1991 Colts | 16/16 | 60 | 40 | 20 | 5-38 | 0-0 | 0 | 0 | 1 |
| 1992 Colts | 15/9 | 24 | 19 | 5 | 1-5 | 0-0 | 0 | 3 | 0 |
| 1993 Colts | 15/14 | 78 | 65 | 13 | 5.5-32 | 0-0 | 0 | 1 | 0 |
| 1994 Colts | 5/3 | 13 | 5 | 8 | 0-0 | 0-0 | 3 | 0 | 0 |
| Totals-9 yrs | 121/110 | 545 | 375 | 170 | 37-267.5 | 1-8 | 5 | 12 | 7 |

Postseason Defensive Statistics

| Year Team | G/S | TT | UT | A | S-Yds | I-Yds | PD | FF | FR |
|------------|-----|----|----|---|-------|-------|----|----|----|
| 1987 Colts | 1/1 | 6 | 6 | 0 | 0-0 | 0-0 | 0 | 0 | 0 |

77 PAT HARLOW



Offensive Tackle

6-6 • 290 • 5th Year

Draft: 1 (11th) '91

Southern Cal

Born: March 16, 1969

Norco, Calif.

Transactions: Pat Harlow was drafted by the Patriots with their first of two first-round selections in the 1991 NFL draft (11th player selected) ... the Patriots acquired the selection along with a second-round pick (41st overall - Jerome Henderson), Ron Francis, David Howard and Eugene Lockhart from the Dallas Cowboys in exchange for the Patriots first-round selection (first overall - Russell Maryland).

Extra Points

- Pat is the proud owner of a Harley-Davidson Fat Boy.
- After his playing career, Pat plans to pursue a career in teaching. Ideally, he would like to teach and coach on a high school level.

NFL Career GP/GS (regular season

64/64, postseason 1/0): Has not missed a start since being selected in the first round of the 1991 NFL draft. **1994 (16/16, 1/1):** Started every game at right tackle ... offensive line as a unit only allowed 22 sacks on the season, one less than in 1993 ... the Patriots led the league in passing, averaging 277.8 yards per game and finished fourth overall in total offense (361 yards per game) ... the play of the offensive line was an essential factor in the Patriots' top-ranked passing attack. **1993 (16/16):** Started every game at right tackle ... anchored an offensive line which only allowed 23 quarterback sacks all season, second only to the New York Jets (21) ... line allowed only one sack in the final six games of the season ... offensive line dominated the trench war against Indianapolis in a 38-0 shutout of the Colts, as the Patriots rushed for 257 yards in the game. **1992 (16/16):** Opened the season starting at right tackle but was moved to left tackle for the final eight games of the season after Bruce Armstrong suffered a severe knee injury ... underwent back surgery during the offseason (April 1992) and missed all of training camp ... despite missing each of the pre-



season games recovering from the surgery, Harlow returned to the starting lineup in time for the season-opener at the L.A. Rams (9/13). **1991 (16/16):** Started all 16 games at right tackle during his rookie season ... became the first rookie offensive lineman to start in his Patriots debut since Bruce Armstrong in 1987 and only the second to do so since John Hannah in 1973 ... Harlow was on the field for all of the Patriots' 977 offensive snaps (only Armstrong can make the same claim) ... missed only eight assignments and allowed only four sacks (based on coaching grades).


College: Four-year letterman at Southern Cal ... earned first team All-Pac-10 honors following senior season after receiving an 88 percent grade for blocking consistency and not allowing a sack ... rated as the top offensive tackle in the country going into the draft by *The NFL Draft Report* ... moved from defensive tackle to the offensive line before junior season and became All-Pac-10 honorable mention ... played defensive tackle during first two collegiate seasons.

Personal: Patrick Christopher Harlow was born on March 16, 1969 in Norco, Calif. ... he was a football standout at Norco (Calif.) High ... rated one of the top defensive linemen in California during his senior year and earned All-CIF Eastern Conference, All-Riverside County and All-Ivy League (offense and defense) first team honors ... also started at offensive tackle in high school ... majored in public administration at Southern Cal ... Pat and his wife Jennifer enjoyed the birth of their first child, Sean Patrick, on March 28, 1995.

Additional Statistics

Miscellaneous Tackles – 1993 (2), 1994 (3)

12 MARIO HENRY



Wide Receiver

6-1 • 187 • 1st Year

Rookie Free Agent '94

Rutgers

Born: September 14, 1971

Chicago, Ill.

Transactions: Mario Henry originally signed with the Patriots as a rookie free agent on April 25, 1994 ... waived August 20 ... re-signed to practice squad on August 30, 1994 ... re-signed with the Patriots on January 4, 1995.

NFL Career GP/GS (regular season 0/0):

Henry possesses blazing speed ... spent the 1995 offseason playing for the Barcelona Dragons of the World League of American Football with Patriots teammate Jay Walker ... will compete for a position on the Patriots' 53-man roster and should benefit from the year of practice experience he gained last season. **1994 (0/0):** Worked on the development of his game on the Patriots' practice squad in 1994.

Extra Points

- Mario spent his 1995 offseason playing for the Barcelona Dragons of the World League of American Football.


WLAF Career GP (10): Played the 1995 season as a member of the Barcelona Dragons ... played in every game and finished the season with 36 receptions for 491 yards (13.6 avg.) and two touchdowns ... his long of 21 yards came in the season finale vs. Frankfurt from Jay Walker ... returned three kickoffs for 35 yards (11.7 avg.).



College: Played only three seasons in college ... redshirted at South Carolina as a freshman ... caught only three passes as a freshman in 1990, two of which were for touchdowns ... his first collegiate reception was a 42-yard touchdown ... transferred to Rutgers in 1991 and was forced to sit out the season ... played in every game in 1992, but caught only nine passes for 123 yards ... developed into an offensive threat for Rutgers as a senior in 1993 ... caught 23 passes for 294 yards (12.8 avg.) and two touchdowns ... finished his career with 35 receptions for 473 yards (13.5 avg.) and four touchdowns.

Personal: Mario Henry was born September 14, 1971 in Chicago, Ill. ... earned prep All-American, all-state and All-South Jersey honors at Lenape High in Medford, N.J. ... despite playing in a wishbone offense, he still caught 186 passes for 1,286 yards and 10 touchdowns during his prep career ... majored in physical education at Rutgers ... single.

37 MAURICE HURST



Cornerback

5-10 • 185 • 7th Year

Draft: 4 (96th) '89

Southern

Born: September 17, 1967

New Orleans, La.

Transactions: Maurice Hurst was selected by the Patriots in the fourth round of the 1989 NFL draft (96th player selected) ... the Patriots acquired the selection from the Washington Redskins in exchange for the Patriots' fifth-round selection in 1988 (127th overall - Carl Mims).

NFL Career GP/GS (regular season 95/92, post-season 1/1): Hurst has developed into one of the premier coverage men in the league ... a consistent performer who has only missed one game since joining the Patriots in 1989 ... he has either led

the Patriots or shared the team lead in interceptions in each of his six seasons in the NFL ... enters the 1995 season ranked sixth on the Patriots' all-time interception list with 26 ... he is just 10 interceptions shy of the franchise record of 36 set by Raymond Clayborn (1977-89). **1994 (16/16, 1/1):** Started every game at right cornerback and led the team with a career-high seven interceptions to move from ninth into sixth place on the Patriots' all-time interception list - ahead of Nick Buoniconti (24), Ronnie Lippett (24) and Don Webb (21) ... his seven interceptions ranked fourth (tied) in the NFL and accounted for 17.5 percent of the team's league-leading 40 take-aways ... only Cleveland's Eric Turner (9), Arizona's Aeneas

Extra Points

- Maurice played among an all-star cast at Alcee Fortier High in New Orleans, which included NFL defensive backs Ashley Ambrose (Colts), Kevin Lewis (49ers) and Aeneas Williams (Cardinals).
- Despite prep success, Maurice was not heavily recruited and walked-on as a wide receiver at Southern.
- Maurice is a first cousin of the NFL's Rookie of the Year Marshall Faulk. Maurice's father and Marshall's mother are siblings.
- Maurice is an avid golfer with aspirations of qualifying for the Seniors Tour following his NFL career. He maintains a 5 handicap.



Williams (9) and Indianapolis' Ray Buchanan (8) picked more passes than Hurst ... led the team in interceptions and passes defended (23) ... his 23 pass deflections accounted for 27 percent of the team's 85 passes defended ... recorded career highs in nearly every statistical category, including total tackles (66), unassisted tackles (52), assists (14), sacks (2 for 23 yards), interceptions (7 for 68 yards), passes defended (23) and forced fumbles (2) ... finished fifth on the team in total tackles (66), second among defensive backs (Myron Guyton had 81 tackles) ... earned the Unsung Hero Award from the 1776 Quarterback Club ... recorded a season-high seven tackles (four solos) in the home opener vs. Buffalo (9/11) and snared his first interception of the season ... grabbed his second interception at Detroit in a 23-17 victory over the Lions (9/25) adding five unassisted tackles ... earned the Patriots' Miller Lite Player of the Game, the E.B. Horn Defensive Player of the Game and the Staples Star of the Game for his performance against the Raiders (10/9) ... finished the game with four tackles, an interception, two passes defended and a sack for an 8-yard loss ... intercepted his fourth pass of the season at Cleveland (11/6) and returned it 6 yards ... picked off two for 25 yards vs. the Chargers (11/20), tying a career-high and earning the Staples Star of the Game honors ... it was the third time in his career that he has recorded a pair of interceptions in a game ... recorded five tackles (four solos) including a third quarter sack on Don Majkowski, which forced a fumble and resulted in a Matt Bahr field goal in a 12-10 victory at Indianapolis (11/27) ... closed out the season with three tackles in the wild-card game at Cleveland. **1993 (16/16):** Started every game for the Patriots at the right corner position ... finished seventh on the Patriots in tackles with 61 ... led the Patriots with four interceptions and 11 passes defended ... gained 53 yards on interception returns ... selected twice by a local media panel as the Patriots' Miller Lite Player of the Game vs. Seattle (9/19) and at Miami (11/21) ... intercepted a pass, batted down another, made six tackles, including his first career sack (Stan Gelbaugh) and forced a fumble which was recovered by the Patriots vs. Seattle (9/19) ... recorded a season-high seven tackles at Miami (11/21) ... had a six-tackle performance on four occasions – twice against Seattle (9/19 and 10/24), at Phoenix (10/10) and at Pittsburgh (12/5). **1992 (16/16):** Started all 16 games at cornerback and recorded 63 tackles (49 solos) ... tied (with Jerome Henderson) for team lead with three interceptions - vs. NY Jets (11/22), vs. Indianapolis (12/6) and vs. Miami (12/27) ... led club with 18 passes defended ... had a season-high seven-tackle performance (five solos) vs. Seattle (9/20). **1991 (15/14):** Played in 15 games with 14 starts at right cornerback after being activated from the roster exemption list (8/30) ... finished with 51 tackles (44 solos) ... led the team with three interceptions and 17 passes defended ... played in a reserve role in the season opener at Indianapolis (9/1) and sat out vs. Cleveland (9/8) with a hamstring strain ... made his first start of the season at Pittsburgh (9/15) and led the secondary with seven solo tackles ... led the team with seven tackles (six solos) vs. Houston (9/22) ... intercepted his first pass of the season (10th career) at Phoenix (9/29) ... recorded the second multiple-interception performance of his career in a 16-13 victory vs. Buffalo (11/24). **1990 (16/16):** Started all 16 games at right cornerback and finished the season with 44 tackles (32 solos), 11 passes defended and one forced fumble ... also tied for the team lead (with CB Ronnie Lippett and FS Fred Marion) with four interceptions ... recorded three solo tackles and intercepted two passes, to preserve a Patriots 16-14 victory at Indianapolis (9/16) ... had four tackles (three solos) and an interception at Cincinnati (9/23) ... notched four tackles (two solos) and an interception vs. N.Y. Jets (9/30) ... made three tackles and blocked a punt at Pittsburgh (12/9). **1989 (16/14):** Started 14 of the 16 games played as a rookie ... named to the UPI and *College & Pro Football Newsweekly* all-rookie team ... also selected as the Patriots' Rookie of the Year by the 1776 Quarterback Fan Club ... led the team in interceptions with five and returned a Jim Kelly pass 16 yards for his first NFL touchdown to give New England a 30-24 victory over Buffalo (11/19) ... had team-high 10 passes defended ... finished ninth on the team in tackles with 59.



College: Two-year starter at cornerback after beginning college career as a wide receiver ... first-team All-Southwestern Athletic Conference as a senior after making 28 tackles, three interceptions and nine pass deflections ... earned honorable mention All-SWAC as a junior after leading the league in pass deflections with 18 ... was a walk-on at Southern University.

Personal: Maurice Roy Hurst was born on September 17, 1967 in New Orleans, La. ... he attended Alcee Fortier High in New Orleans, La. and lettered as wide receiver and defensive back ... earned all-district honors as a wide receiver in his junior and senior seasons ... ran the 100- and 200-meter sprints on the track team and won the district title in his junior and senior years ... set a school record in the 100m as senior with a 10.6 time ... majored in physical education at Southern ... during the 1994 offseason, he co-hosted a metro sportscast ... Maurice's wife, Lisa, earned her degree in marketing and management and currently owns and operates a jewelry business in Louisiana.

MAURICE HURST'S NFL STATISTICS**Regular Season Defensive Statistics**

| Year Team | G/S | TT | UT | A | S-Yds | PD | FF | FR |
|---------------------|--------------|------------|------------|-----------|-------------|-----------|----------|----------|
| 1989 Patriots | 16/14 | 59 | 48 | 11 | 0-0 | 10 | 0 | 0 |
| 1990 Patriots | 16/16 | 44 | 32 | 12 | 0-0 | 11 | 1 | 0 |
| 1991 Patriots | 15/14 | 51 | 44 | 7 | 0-0 | 17 | 0 | 0 |
| 1992 Patriots | 16/16 | 63 | 49 | 14 | 0-0 | 18 | 1 | 0 |
| 1993 Patriots | 16/16 | 61 | 50 | 11 | 1-7 | 11 | 1 | 0 |
| 1994 Patriots | 16/16 | 66 | 52 | 14 | 2-23 | 23 | 2 | 0 |
| Totals-6 yrs | 95/92 | 344 | 275 | 69 | 3-30 | 90 | 5 | 0 |

Regular Season Interceptions

| Year Team | G/S | No | Yds | Avg | LG | TD |
|---------------------|--------------|-----------|------------|------------|-----------|----------|
| 1989 Patriots | 16/14 | 5 | 31 | 6.2 | 16t | 1 |
| 1990 Patriots | 16/16 | 4 | 61 | 15.3 | 36 | 0 |
| 1991 Patriots | 15/14 | 3 | 21 | 7.0 | 21 | 0 |
| 1992 Patriots | 16/16 | 3 | 29 | 9.7 | 27 | 0 |
| 1993 Patriots | 16/16 | 4 | 53 | 13.3 | 24 | 0 |
| 1994 Patriots | 16/16 | 7 | 68 | 9.7 | 24 | 0 |
| Totals-6 yrs | 95/92 | 26 | 263 | 9.7 | 36 | 1 |

Additional Statistics

Punt Returns – 1989 (1 - 6 yards)

Blocked Punts – 1990 (1)

Postseason Defensive Statistics

| Year Team | G/S | TT | UT | A | S-Yds | Int | PD | FF | FR |
|---------------|-----|----|----|---|-------|-----|----|----|----|
| 1994 Patriots | 1/1 | 3 | 3 | 0 | 0-0 | 0-0 | 0 | 0 | 0 |

Single-Game Career Highs

Tackles – 8 vs. Buffalo (11/19/89)

Unassisted Tackles – 6 (5 times) Most recent at Seattle (10/24/93)

Assists – 3 (4 times) Most recent vs. Raiders (10/9/94)

Interceptions – 2 (3 times) Most recent vs. San Diego (11/20/94)


Interception Return Yards – 36 yards vs N.Y. Jets (9/30/90)

PATRIOTS ALL-TIME INTERCEPTION LEADERS

| Rk | Name | Years | No | Yds | Avg | Lg | TD |
|-----|------------------|--------------|----|-----|------|----|----|
| 1. | Raymond Clayborn | 1977-89 | 36 | 555 | 15.4 | 85 | 1 |
| 2a. | Ron Hall | 1961-67 | 29 | 476 | 16.4 | 87 | 1 |
| 2b. | Roland James | 1980-90 | 29 | 383 | 13.2 | 46 | 0 |
| 2c. | Fred Marion | 1982-91 | 29 | 457 | 15.8 | 83 | 1 |
| 5. | Mike Haynes | 1976-82 | 28 | 393 | 14.0 | 50 | 1 |
| 6. | Maurice Hurst | 1989-present | 26 | 253 | 9.7 | 36 | 1 |
| 7a. | Nick Buoniconti | 1962-68 | 24 | 223 | 9.3 | 41 | 0 |
| 7b. | Ronnie Lippett | 1984-91 | 24 | 420 | 17.5 | 73 | 2 |
| 9. | Don Webb | 1961-70 | 21 | 366 | 17.4 | 59 | 2 |



97 AARON JONES

**Defensive End****6-5 • 267 • 8th Year****UFA (Pittsburgh) '93****Eastern Kentucky****Born: December 18, 1966****Orlando, Fla.**

Transactions: Aaron Jones signed with the Patriots on March 18, 1993 as an unrestricted free agent ... originally drafted by the Pittsburgh Steelers in the first round of the 1988 NFL draft (18th player selected).

NFL Career GS/GP (regular season 94/23, postseason 4/0):

Jones has played both the right and left defensive end positions ... has been used as a situational pass rusher since joining the Patriots in 1993 ... has 17 career

quarterback sacks, 7.5 of which he has recorded in the last two seasons. **1994 (16/0, 1/0):** Played in every game in a reserve role, mostly in obvious passing situations ... finished the year with 20 total tackles (14 solos) ... recorded career highs with four quarterback sacks, three fumble recoveries and a forced fumble ... finished fourth on the team in sacks ... dropped David Klingler for his first sack of the year and forced his first career fumble at Cincinnati (9/18) ... the forced fumble resulted in a Matt Bahr field goal, which proved to be the difference in the 31-28 victory ... recorded the only sack of the game vs. Minnesota (11/13) in a 26-20 overtime win ... returned a fumble 21 yards, but turned the ball over in a 12-10 victory over Indianapolis (12/11) ... recovered a Steve Walsh fumble with only 1:33 remaining in the game to preserve a 13-3 victory over the Bears (12/24) to clinch the team's first playoff berth in eight years ... recorded one solo tackle in playoff game at Cleveland (1/1/95). **1993 (11/1):** Played in 11 games for the Patriots and saw action at defensive end and outside linebacker ... finished third on the team with 3.5 quarterback sacks for 17 yards ... totaled 17 tackles (10 solos) ... listed among the inactives for five games. **1992 (13/0, 1/0-Pittsburgh):** Saw reserve duty in 13 regular season games and played in the Steelers' opening-round playoff game vs. Buffalo (1/9/93) ... finished the season with 33 tackles, including 19 solo stops, and registered two sacks for losses totaling 12 yards ... also recorded three pass deflections and had one fumble recovery ... added two unassisted tackles in the playoff game. **1991 (16/7-Pittsburgh):** Played in all 16 games and started seven of the first eight at left defensive end ... recorded 30 tackles (25 solos), a pair of sacks and broke up one pass ... his season-high was a five-tackle effort vs. the New York Giants (10/14) ... logged a sack apiece against New England (9/15) and at Houston (12/8). **1990 (7/1-Pittsburgh):** Played in the first seven games, with one start, before fracturing his foot against San Francisco (10/21) ... placed on injured reserve on October 25 and missed the remainder of the season ... recorded 10 tackles and two sacks prior to the injury ... sole start was vs. Houston in the home opener (9/16). **1989 (16/2, 2/0-Pittsburgh):** Played in every game with two starts at right defensive end ... saw action at both end positions in reserve duty ... recorded a season-high eight tackles at

Extra Points

- Aaron played at Eastern Kentucky with current Patriots teammate Myron Guyton. The two were drafted in 1988. Aaron was selected 18th and Myron was selected 218th.
- Aaron and Myron went to Amsterdam during the offseason to help consult players in the WLAFF. They also taught some football clinics in Brussels.



Houston (10/22) ... registered sacks vs. San Diego (11/19) and New England (12/17) ... contributed to Pittsburgh's 9-7 record and helped them advance to the second round of the playoffs ... credited with a sack in a 24-23 playoff loss at Denver (1/7/90). **1988 (15/12-Pittsburgh):** Started 12 of 15 games as a rookie, including six starts at outside linebacker and six starts at defensive end ... registered his first NFL sack in the season opener vs. Dallas (9/4) ... totaled 20 tackles (16 solos) and 1.5 sacks on the season ... placed on injured reserve with a knee injury on December 16 and missed the season finale vs. Miami (12/18).

College: Completed his career with 264 tackles (113 solos), 24 sacks and 40 stops behind the line of scrimmage ... compiled 66 tackles with nine sacks as a senior to earn Kodak and Walter Camp Division I-AA All-American honors ... named Ohio Valley Conference Defensive Player of the Year and first-team All-OVC ... when the Steelers drafted him 18th overall, Jones became the second-highest draftee ever selected from Eastern Kentucky, second only to Wally Chambers (Chicago) who was selected eighth overall.

Personal: Aaron Delmas Jones II was born on December 18, 1966 in Orlando, Fla. ... earned all-area and all-conference honors as an offensive and defensive lineman at Apopka (Fla.) High ... majored in marketing and real estate at Eastern Kentucky ... was a college teammate with Patriots safety Myron Guyton ... Aaron and his wife, Jannita, have three children – Aaron III (11/21/85), Michael (7/31/90) and Ciara (7/13/89).

AARON JONES' NFL STATISTICS Regular Season Defensive Statistics

| Year | Team | G/S | TT | UT | A | S-Yds | I-Yds | PD | FF | FR |
|---------------------|----------|--------------|------------|------------|-----------|-----------------|------------|----------|----------|----------|
| 1988 | Steelers | 15/12 | 20 | 16 | 4 | 1.5-15 | 0-0 | 0 | 0 | 0 |
| 1989 | Steelers | 16/2 | 21 | 16 | 5 | 2.0- 8 | 0-0 | 0 | 0 | 0 |
| 1990 | Steelers | 7/1 | 10 | 7 | 3 | 2.0- 4 | 1-3 | 0 | 0 | 1 |
| 1991 | Steelers | 16/7 | 30 | 25 | 5 | 2.0-14 | 0-0 | 1 | 0 | 0 |
| 1992 | Steelers | 13/0 | 33 | 19 | 14 | 2.0-12 | 0-0 | 3 | 0 | 1 |
| 1993 | Patriots | 11/1 | 17 | 10 | 7 | 3.5-17 | 0-0 | 0 | 0 | 0 |
| 1994 | Patriots | 16/0 | 20 | 14 | 6 | 4.0-30 | 0-0 | 1 | 1 | 3 |
| Totals-6 yrs | | 94/23 | 151 | 107 | 44 | 17.0-100 | 1-3 | 5 | 1 | 5 |

Postseason Defensive Statistics

| Year | Team | G/S | TT | UT | A | S-Yds | I-Yds | PD | FF | FR |
|---------------------|----------|------------|----------|----------|----------|-------------|------------|----------|----------|----------|
| 1989 | Steelers | 2/0 | 1 | 1 | 0 | 1-na | 0-0 | 0 | 0 | 0 |
| 1992 | Steelers | 1/0 | 2 | 2 | 0 | 0-0 | 0-0 | 0 | 0 | 0 |
| 1994 | Patriots | 1/0 | 1 | 1 | 0 | 0-0 | 0-0 | 0 | 0 | 0 |
| Totals-3 yrs | | 4/0 | 4 | 4 | 0 | 1-na | 0-0 | 0 | 0 | 0 |

Single-Game Career Highs

Tackles – 8 at Houston (10/22/89)
 Unassisted Tackles – 5 at Houston (10/22/89)
 Assists – 5 vs. N.Y. Giants (10/14/91)
 Sacks – 2 vs. Cincinnati (12/12/93)


1776 QUARTERBACK CLUB ANNUAL AWARDS

The 1776 Quarterback Club of New England held its 26th annual awards banquet in April of 1995 to honor the top Patriots players for their 1994 accomplishments. Those honored and their awards are listed below.

Co-Offensive MVP Drew Bledsoe
 Co-Offensive MVP Ben Coates
 Defensive MVP Chris Slade
 Unsung Hero Maurice Hurst
 Rookie of the Year Willie McGinest
 Special Teams Pat O'Neill
 Jim Lee Hunt Award Bruce Armstrong
 Doherty Community Award Steve DeOssie
 Appreciation Award Steve Grogan



96 MIKE JONES

**Defensive End****6-4 • 295 • 5th Year****Free Agent '94****North Carolina State****Born: August 25, 1969****Columbus, S.C.**

Transactions: Mike Jones signed with the New England Patriots as a veteran free agent on June 7, 1994 ... he was originally drafted by the Arizona (Phoenix) Cardinals in the second round of the 1991 NFL draft (32nd player selected) ... signed with the Cardinals on July 15, 1991 ... granted free agency on February 17, 1994.

NFL Career GP/GS (regular season 63/35, postseason 1/0):

Jones has totaled 15 sacks in four NFL seasons ... made an immediate impact after signing with the Patriots in 1994 ... at 295 pounds, Jones was the heaviest starting defender on the squad ... turned in career-high numbers in nearly every statistical category. **1994 (16/16, 1/1):** Started every game at right defensive end and finished the year with 45 total tackles (26 solos), six quarterback sacks, two passes defended and a fumble recovery, each of which either tied or set career highs for the four-year veteran ... his six sacks ranked second on the team, trailing only the 9.5 sacks by teammate Chris Slade ... his 45 tackles ranked ninth on the team ... played defensive end in 3-4 alignment and moved inside to defensive tackle when the Patriots used a four-man front in passing situations ... dropped David Klingler for a seven-yard loss for his first sack of the year (9/18) ... assisted in sacks vs. Green Bay (10/2), at New York Jets (10/16) and vs. San Diego ... recorded a season-high six tackles vs. Miami (10/30) ... equalled that total vs. Indianapolis (12/11) with six tackles and 1.5 sacks in the game ... it was his first career multiple sack game ... collected his sixth sack of the season the following week at Buffalo when he dropped Frank Reich for an 11-yard loss ... closed out the season with one unassisted tackle in the Patriots' playoff game at Cleveland (1/1/95). **1993 (16/3-Phoenix):** Started three games at defensive end for the Cardinals ... finished the season ranked fourth on the team with three sacks, despite limited playing time and only 24 total tackles on the season ... credited with eight quarterback hurries and two passes batted away at the line of scrimmage ... he forced one fumble. **1992 (15/15-Phoenix):** Started 11 games at right defensive end and four at left defensive end ... totaled 37 tackles, including 26 solo stops ... opened the season with a pair of tackles and a sack in each of the first two games – at Tampa Bay (9/6) and vs. Philadelphia (10/11) ... recorded a season-high of six tackles at Atlanta (11/15) ... collected five tackles and a sack at the N.Y. Giants (10/11) ... repeated that performance two weeks later at Philadelphia (10/25) ... played nearly every down of the Washington (11/29) and San Diego (12/5) contests, despite having a sore knee that required draining before each game ... finished the season listed among the Cardinals inactives (knee) vs. Tampa Bay (12/27). **1991 (16/1-Phoenix):** Played in every game during his rookie campaign and had one starting assignment

Extra Points

- Mike played quarterback, tight end and linebacker at C.A. Johnson High School in Columbia, S.C. His prep coach was his father, Dave Jones.
- While in college at N.C. State, Mike met and had lunch with one of his childhood idols – Rosie Grier.



... he made his starting debut at nose guard in Denver (12/15) ... despite playing out of position, he finished his first game with seven tackles, including a batted pass that a teammate snared for an interception, which set up a third quarter field goal ... registered two tackles and a quarterback hurry in the season finale vs. New Orleans (12/22).

College: A four-year letterman at North Carolina State (1987-90) ... during his collegiate career, Jones collected 152 tackles, 21 quarterback sacks, 43 quarterback pressures and 28 tackles for loss ... led the Wolfpack with 10 tackles and 20 pressures as an All-Atlantic Coast Conference selections as a senior.

Personal: Michael David Jones was born August 25, 1969 in Columbus, S.C. ... starred in football at C.A. Johnson High in Columbus, South Carolina where he played for his father Dave Jones ... amassed 160 tackles and four interceptions at linebacker and registered 42 pass receptions for 460 yards (10.9-yard average) as an All-South Carolina tight end ... also lettered in track and field, where he won the district title in the shot put ... majored in economics and business at N.C. State ... married.

MIKE JONES' NFL STATISTICS


Regular Season Defensive Statistics

| Year Team | G/S | TT | UT | A | S-Yds | I-Yds | PD | FF | FR |
|---------------------|--------------|------------|-----------|-----------|---------------|------------|----------|----------|----------|
| 1991 Cardinals | 16/1 | 21 | 13 | 8 | 0-0 | 0-0 | 1 | 0 | 0 |
| 1992 Cardinals | 15/15 | 37 | 26 | 11 | 6-47 | 0-0 | 0 | 1 | 0 |
| 1993 Cardinals | 16/3 | 24 | 13 | 11 | 3-14 | 0-0 | 2 | 1 | 0 |
| 1994 Patriots | 16/16 | 45 | 26 | 19 | 6-45 | 0-0 | 2 | 0 | 1 |
| Totals-4 yrs | 63-35 | 127 | 78 | 49 | 15-106 | 0-0 | 5 | 2 | 1 |

Postseason Defensive Statistics

| Year Team | G/S | TT | UT | A | S-Yds | I-Yds | PD | FF | FR |
|---------------|-----|----|----|---|-------|-------|----|----|----|
| 1994 Patriots | 1/1 | 1 | 1 | 0 | 0-0 | 0-0 | 0 | 0 | 0 |

61 BOB KRATCH



Guard

6-3 • 288 • 7th Year

UFA (N.Y. Giants) '94

Iowa

Born: January 6, 1966

Brooklyn, N.Y.

Transactions: Bob Kratch was signed by the Patriots as an unrestricted free agent from the New York Giants on February 19, 1994 ... originally drafted by Bill Parcells, while he was the head coach of the New York Giants, in the third round (64th overall) of the 1989 NFL draft ... signed with the Giants on July 24 ... placed on injured reserve with a broken finger (9/5/89-10/17/89) ... placed on the Giants' developmental squad (Oct. 18-21, 1989) before being activated to

Extra Points

- Bob has won two football championships during his playing days – one in 1990 as a member of the New York Giants and the other in 1982 when his high school team won the New Jersey State Title.
- Bob's first job was on a paper route in New Jersey.



the Giants' roster ... granted free agency (February 1, 1992), but re-signed with the Giants on July 31, 1992 ... granted unconditional free agency on February 17, 1994.

NFL Career GP/GS (regular season 82/51, postseason 7/3): Was the first free agent signing of the 1994 free agency period ... stepped into the starting lineup and started every game for the Patriots in 1994, helping the team to its first playoff berth in eight seasons ... has played both guard positions during his career ... started at right guard for 10 games during the Giants' 1990 championship season. **1994 (16/16, 1/1):** Started every game at left guard ... played on an offensive line which only allowed 22 quarterback sacks all season ... helped the Patriots average 277.8 yards passing per game to rank first in the league and fourth in overall net yards with an average of 361 yards per game ... averaged 462 net offensive yards in each of the Patriots' first three games ... offense accumulated over 400 total net yards in four games and over 300 total net yards in 14 of 16 games ... played on an offensive line, which as a unit, allowed no more than three sacks in any one game ... the line provided sackless protection in four games ... Kratch allowed only 2.5 sacks all season. **1993 (16/16, 2/2-Giants):** Started all 16 regular season games at right guard ... helped the Giants post an 11-5 overall record and a wild-card playoff berth ... the Giants led the league in rushing with 2,210 yards on 560 carries, 1,077 yards of which were attained by running back Rodney Hampton. **1992 (16/7-Giants):** Started seven of 16 games for the Giants, one at left guard for William Roberts and six games at right guard for Eric Moore ... helped the Giants to a sixth-place league ranking in rushing (fourth in the NFC) ... Rodney Hampton finished fifth in the NFC in rushing with a career-high 1,141 yards. **1991 (16/1-Giants):** Played in all 16 games with one start ... continued to be a valuable reserve in the trenches and played extensively on short-yardage situations ... helped Rodney Hampton to his first 1,000-yard rushing season with 1,059 yards. **1990 (14/10, 3/0-Giants):** Played in 14 regular season games with 10 starts at right guard when Eric Moore moved to left tackle to fill in for the injured John "Jumbo" Elliott ... Giants finished 13-3 on the year and claimed the NFC Eastern Division title ... he played in all three postseason games and filled in at right guard when Moore was injured in the first half of the Giants' Super Bowl XXV victory over Buffalo (1/27/91). **1989 (4/1, 1/0-Giants):** Played in four games with one start after missing the first seven weeks of the season on injured reserve with a broken thumb, which he sustained late in training camp ... first career start was vs. Philadelphia (12/3).

College: Earned first-team All-Big Ten honors and was an honorable mention All-American following his senior season at Iowa in 1988 ... voted team co-captain as a senior ... started at either guard or tackle in 36 of the 43 games he played during his collegiate career ... earned all-conference honors at guard in 1986 ... missed most of 1987 season with a broken leg ... selected to play in the East-West Shrine game following his senior season.


Personal: Robert A. Kratch was born on January 6, 1966 in Brooklyn, N.Y. ... a star prep football player at Mahwah (N.J.) High, where he earned all-state and all-conference honors and guided his team to the 1982 New Jersey State Championship ... earned his bachelor of arts degree at Iowa in 1989 ... has been very involved in charitable causes in his native Bergen County region ... Bob and his wife, Kristy, have two sons – Colby (11/17/90) and Nathaniel (9/1/93).

NOW THERE'S A FIRST

The Patriots led the AFC in total first downs in 1994 with 348. Only San Francisco recorded more first downs last season (362). The 348 first downs set a franchise record, breaking the one established in 1989 (335). Entering the 1994 season, the Patriots' first down record for a game was 21, set vs. Philadelphia in 1987. That record was broken in the third week of the season when the Patriots recorded 22 first downs in a 31-28 victory at Cincinnati (9/18). They later tied that record with 22 first downs in their 26-20 overtime victory vs. Minnesota (11/13).



68 MAX LANE

**Offensive Tackle****6-6 • 295 • 2nd Year****Draft: 6b (168th) '94****Navy****Born: February 22, 1971****Norborne, Mo.**

How Acquired: Max Lane was drafted by the Patriots with their second selection in the sixth round (168th player selected) ... the selection was acquired from the Seattle Seahawks as compensation for the trade of running back Jon Vaughn (8/26/93).

NFL Career GP/GS (regular season 14/0, postseason 1/0):

Lane has great size and agility and is developing into a reliable reserve ... the former Midshipman possesses a great work ethic with a no-nonsense approach to the game.

1994 (14/0, 1/0): Played in 14 games as a rookie ... listed among the Patriots' inactives in the first two games of the season at Miami (9/4) and vs. Buffalo (9/11) ... played extensively on special teams units and was used as a tackle-eligible (tight end) in short-yardage situations throughout the season ... closed out his rookie campaign in the Patriots' playoff game at Cleveland (1/1/95), seeing action on special teams and on short-yardage plays.

College: Lane was a three-year starter at offensive tackle for Navy ... finished his career with 32 consecutive starts ... lined up as a fullback and scored on a four-yard run as the offense exploded for 465 total yards in a 31-3 victory over Colgate ... shifted from left to right offensive tackle in 1992 ... moved into the starting lineup in the second game of the 1991 season at left tackle ... was a member of Navy's junior varsity squad in 1990 ... suited up for the varsity near the end of the season, but did not see any action.

Personal: Max Aaron Lane was born on February 22, 1971 in Norborne, Mo. ... selected all-state, all-conference and all-district as a tight end in his senior year at Norborne (Mo.) High ... earned all-state recognition at offensive tackle as a junior ... added all-conference and all-district honors in basketball ... lettered as an offensive tackle at the Naval Academy Prep School ... majored in general science at the U.S. Naval Academy ... single.

Extra Points


- Max played basketball on the Patriots' charity hoop team during the 1995 offseason and was nicknamed "Big Country" by his teammates.
- Max hails from Norborne, Mo., a town of only 850 people.

JUST PASSING BY

In 1994, the Patriots set numerous NFL and franchise passing records. They led the league with 4,444 net yards passing, an average of 277.8 per game. The previous team record was set in 1986 with 3,954 yards passing. Overall, the Patriots totaled 5,776 yards – second in franchise history. The team's record for total offensive yards is 5,965, which was set in 1978 when the Patriots set an NFL record with 3,165 yards rushing.



86 KEVIN LEE

**Wide Receiver****6-1 • 194 • 1st Year****Draft: 2 (35th) '94****Alabama****Born: January 1, 1971****Mobile, Ala.**

How Acquired: Kevin Lee was drafted by the Patriots with their own selection in the second round (35th player selected) of the 1994 NFL draft.

NFL Career GP/GS (regular season 0/0):

Lee missed the entire 1994 season on injured reserve after suffering a broken jaw in the second preseason game at Los Angeles (8/13) ... the injury occurred on a kickoff return in the second quarter on a hit delivered by Marquez Pope ... Lee did not have a reception in the preseason, but did finish with four kick returns for 63 yards.

Extra Points


- Kevin helped Vigor High (Mobile, Ala.) to a division 6A state title in 1988 – a team which was ranked first in the nation by ESPN.

College: Lee was a four-year letterman at Alabama (1990-93) ... he played in four bowl games in four years, including the Tide's 34-13 upset of the Miami Hurricanes in the Sugar Bowl in 1992 to claim the national championship ... finished his collegiate career with 63 receptions for 1,142 yards (18.1 avg.) and four touchdowns ... his longest reception was the 75-yard catch and run as a sophomore ... Lee was also a threat to run the ball on reverses, totaling 256 yards on 15 carries (17.1 avg.) and a long of 66 yards as a senior ... in addition, Lee returned 10 kickoffs for 182 yards with a long of 61 yards during his career ... played opposite flanker David Palmer from 1991 through 1993 ... recorded a career-high 27 receptions for 520 yards (19.3 avg.) and a touchdown as a senior ... carried the ball five times on reverses for 157 yards (31.4 yard average) and a touchdown ... returned three kickoffs for 41 yards (13.7 yard average) ... started five of 11 games as a junior ... caught 21 passes for 286 yards and one touchdown in 1992 ... grabbed a career-high eight receptions for 82 yards in a 31-10 victory over Mississippi (10/24/92) ... started the team's final eight games at split end in 1991 and caught 11 passes for 276 yards (25.1 avg.) and a touchdown in 1991 ... ran for 88 yards on three carries (29.3 avg.) ... scored his first collegiate touchdown with a career-long, game-winning 75-yard catch and run in a 10-7 victory over Memphis State (11/16/91) ... played in 10 games as a freshman ... finished with two catches for 21 yards (10.5 avg.) ... returned three kickoffs for 85 yards (28.3 avg.) ... redshirted as a true freshman in 1989.

Personal: Kevin Lee was born a 1971 New Year's baby (1/1/71) in Mobile, Ala. ... lettered in football and track at Vigor High in Mobile, Ala. ... caught 31 passes for 907 yards (29.3 avg.) as a senior to lead his team to the Class 6A state title ... that team was ranked number one in the nation by ESPN ... won the state 100-meter dash title with a 10.6 time ... holds the University of Alabama 200 meter record with a :21.28 time ... majored in telecommunications and film at Alabama ... single.



35 BURNIE LEGETTE

**Fullback****6-1 • 243 • 3rd Year****Rookie Free Agent '93****Michigan****Born: December 5, 1970****Colorado Springs, Colo.****(Leh-GET)**

VETERANS

Transactions: Burnie Legette originally signed with the Patriots on April 30, 1993 as a rookie free agent ... waived August 30, 1993 and re-signed to the team's practice squad the following day (8/31/93) ... activated from the practice squad on October 10, 1993.

NFL Career GP/GS (regular season 10/0, postseason 0/0):

Legette will compete with Sam Gash for playing time at fullback in 1995 ... in two seasons with the Patriots, Legette has been a valuable reserve and has seen most

of his playing time on special teams. **1994 (3/0, 0/0):** Was reported among the Patriots' weekly inactives during the final 13 games of the season ... played in three games, but did not record any offensive statistics ... made three special teams tackles in the first three games of the season. **1993 (7/0):** Participated in seven games on the Patriots' special teams units ... listed as the third-string fullback behind Kevin Turner and Sam Gash ... did not have an opportunity to carry the ball in 1993 ... did not register any special teams tackles.

College: Three-year letterman at Michigan ... played in 11 games as a senior and gained 155 yards with two touchdowns on 43 carries (3.6 avg.) ... caught seven passes for 58 yards (8.3 avg.) ... suffered a right thumb injury in spring drills ... rated best blocker among league's running backs by *The Poor Man's Guide to the NFL Draft* ... started at fullback in 10 games during his junior season ... missed two contests due to an ankle sprain ... gained 213 yards with a touchdown on 43 carries (5.0 avg.) and added 49 yards on five receptions ... played in all 12 games as a sophomore, backing up current Giants fullback Jarrod Bunch ... rated as one of the top freshman running backs in the nation by *The Sporting News* ... saw most of his action on special teams, but managed 22 carries for 98 yards as a freshman.

Personal: Burnie Legette was born December 5, 1970 in Colorado Springs ... he was an All-American selection by *Parade Magazine* as a senior at Mitchell High in Colorado Springs, Colo. ... earned all-state honors as a junior and a senior ... set school records with 3,765 yards rushing with 49 touchdowns during his prep career ... lettered three times each in football, track and basketball ... earned all-league honors every year in each sport ... was the student body president as a senior ... single.

Extra Points


- As a high school senior, Burnie was selected by Gatorade as one of their "Circle of Champions - High School Players of the Year" in football.
- Burnie played with teammates Corwin Brown and Doug Skene at Michigan.

Additional Statistics

Special Teams Tackles – 1994 (3 unassisted tackles)



43 VERNON LEWIS

**Cornerback****5-10 • 192 • 3rd Year****Rookie Free Agent '93****Pittsburgh****Born: 10/27/70****Houston, Texas**

Transactions: Vernon Lewis signed with the Patriots as a rookie free agent on April 30, 1993.

NFL Career GP/GS (regular season 21/0, postseason 1/0): Lewis has been a key reserve and a valuable special teams performer since joining the Patriots. **1994 (11/0, 1/0):** Played in 11 games ... listed among the Patriots' inactives for five games ... recorded four unassisted tackles for the year ... replaced Rod Smith as a nickel back and recorded one un-

assisted tackle when Smith suffered a concussion in the Patriots' 26-20 overtime victory vs. Minnesota (11/13) ... recorded three special teams tackles.

1993 (10/0): Made the team as a rookie free agent and played in 10 games ... finished third on the team with eight special teams tackles ... saw limited action at cornerback ... did not record any defensive statistics.

Extra Points

- One of Vernon's cousins is "Baby Face" Paige, formerly with the Harlem Globetrotters.
- The Giants' Rodney Hampton was a high school teammate of Vernon's at Kashmere High in Texas.

College: All-American honorable mention and All-Big East Conference first-team selection by *The NFL Draft Report* ... listed as most underrated player in the country at his position by *The Poor Man's Guide to the NFL Draft* ... started all year at free safety as a senior, recording 58 tackles (43 solo) with eight pass deflections and three interceptions ... recorded a season-high eight stops and an interception vs. Rutgers ... played in every game his junior year as a reserve at right cornerback ... made 23 tackles (14 solo) and assisted on a sack ... blocked three kicks his sophomore season while seeing action in 10 games ... added nine tackles and two interceptions.

Personal: Vernon Lewis was born on October 27, 1970 ... he was an all-state selection as a defensive back and wide receiver at Kashmere (Texas) High ... scored a total of six touchdowns, three as a receiver and three off interception returns ... intercepted a total of five passes his senior year ... lettered in track and golf ... Vernon and his fiancée have a son, Vernon Jr.

VERNON LEWIS' NFL STATISTICS
Regular Season Defensive Statistics


| Year Team | G/S | TT | UT | A | S | Int | FF | FR | SpT |
|---------------------|-------------|----------|----------|----------|----------|----------|----------|----------|-----------|
| 1993 Patriots | 10/0 | 0 | 0 | 0 | 0 | 0 | 0 | 0 | 8 |
| 1994 Patriots | 11/0 | 4 | 4 | 0 | 0 | 0 | 0 | 0 | 3 |
| Totals-2 yrs | 21/0 | 4 | 4 | 0 | 0 | 0 | 0 | 0 | 11 |

Playoff Statistics

Games Played/Started – 1994 (1/0)



55 WILLIE MCGINEST



Linebacker

6-5 • 252 • 2nd Year

Draft: 1 (4th), '94

Southern Cal

Born: December 11, 1971

Long Beach, Calif.

(Mc-ginn-est)

VETERANS

Pronunciation:

McGinest is pronounced with a soft "g" and a soft "i" sound. "Ginest" rhymes with "thin-est."

How Acquired:

Willie McGinest was drafted with the Patriots' own selection in the first round (fourth overall) of the 1994 NFL draft.

NFL Career GP/GS (regular season 16/7, postseason 1/1):

McGinest earned All-Rookie Team recognition by *Pro Football Weekly* and *College and Pro Football Newsweekly* ... selected by the 1776 Quarterback Club as their 1994 Rookie of the Year ... made his Patriots preseason debut vs. New Orleans (8/5) and recorded three quarterback sacks in the first three quarters before suffering a pulled hamstring ... slowed by the injury throughout the preseason and did not win the starting position until midseason. **1994 (16/7, 1/1):** Started seven of the last eight regular season games and the Patriots' playoff game at Cleveland (1/1/95) at left outside linebacker after platooning with Dwayne Sabb during the first half of the season ... finished the season with 43 total tackles (29 solos) and ranked third on the team with 4.5 sacks ... assisted in his first career sack in the home opener vs. Buffalo (9/11) ... recorded his first career unassisted sack and recovered his first fumble the following week at Cincinnati (9/18) ... made his first career start at Cleveland (11/6) and made five stops (four solos) ... registered seven tackles the following week in the Patriots' 26-20 overtime victory vs. Minnesota (11/13) ... registered a career high with eight tackles (four solos), including a sack, vs. Indianapolis (12/11) ... made four stops and added another sack in the season finale at Chicago (12/24) in a 13-3 victory ... posted eight tackles (five solos), a sack and knocked down three passes in the Patriots' playoff game at Cleveland (1/1/95) to earn Patriots' Miller Lite Player of the Game (as selected by a local media panel) ... five solo stops and three passes defended were career highs.

College: McGinest was a four-year letterman at Southern Cal (1990-93) ... wore number 55 and carried on the legacy of the jersey established by his predecessor, Junior Seau ... played in three bowl games in four years – the John Hancock Bowl (1990) and two Freedom Bowls (1992 and 1993) ...

Extra Points

- Willie was only the second linebacker ever selected by the Patriots in the first round (joining Chris Singleton, 1990).
- Attended Long Beach (Calif.) Polytechnic High, which produced former Patriots running back Leonard Russell, Chicago Bears perennial Pro Bowl safety Mark Carrier and heavyweight boxing prospect Jeremy Williams.
- Willie's first musical endeavor in elementary school was playing the violin, which lasted about a week.



earned All-American and All-Pac 10 Conference honors as a senior ... started every game at weakside defensive end for the Trojans ... finished his collegiate career with 193 tackles (134 solos), 29 sacks (171 yards), 48 tackles for losses (238 yards) and 26 passes batted away ... registered 68 tackles (42 solos), including six sacks and 13 tackles for losses ... caused one fumble and recovered another ... wreaked havoc against Penn State (9/11/93) in the third game of the season when he recorded a career-high 15 tackles and two sacks ... in 1992, he shared the Pac-10 lead with 16 sacks ... led the team with 23 tackles for losses (99 yards) ... earned first-team All-Pac 10 Conference honors ... named Southern Cal's Defensive Player of the Year ... started all season at outside linebacker on the weak side ... finished his junior campaign with 63 tackles (fourth on the team), nine passes defended (second on the team) and three forced fumbles (tied for first) ... played in nine games in 1991, starting eight at outside linebacker as a sophomore ... finished the season with 35 tackles (30 solos) in nine games ... recorded two sacks ... played in every game as a true freshman in 1990 and started three games ... was called upon to start in his collegiate debut at the 1990 Kickoff Classic vs. Syracuse (8/31/90) ... finished his freshman season with 27 tackles, including five quarterback sacks ... recorded two sacks and blocked a punt at Ohio State (the block was picked up by a teammate and run in for a Trojan touchdown), which earned him Pac-10 Special Teams Player of the Week.

Personal: William McGinest was born on December 11, 1971 in Long Beach, Calif. ... attended Long Beach (Calif.) Polytechnic High, where he was a two-sport phenom ... earned All-American recognition from *Super Prep*, *Blue Chip* and *Tom Lemming* magazines as a linebacker in 1989 ... named to countless all-star teams, including all-city, all-state, and all-region teams as a senior after finishing the season with 107 tackles, 18 sacks, 2 fumble recoveries, four pass deflections, four blocked kicks and an interception ... earned *Long Beach Press-Telegram* "Best in the West," All-CIF Southern Section and all-league honors in basketball after averaging 14 points per game during the 1989-90 season ... majored in public administration at Southern Cal ... single.

WILLIE MCGINEST'S NFL STATISTICS

Regular Season Defensive Statistics

| Year Team | G/S | TT | UT | A | S-Yds | I-Yds | PD | FF | FR |
|---------------|------|----|----|----|----------|-------|----|----|----|
| 1994 Patriots | 16/7 | 43 | 29 | 14 | 4.5-16.5 | 0-0 | 8 | 2 | 2 |

Postseason Defensive Statistics


| Year Team | G/S | TT | UT | A | S-Yds | I-Yds | PD | FF | FR |
|---------------|-----|----|----|---|-------|-------|----|----|----|
| 1994 Patriots | 1/1 | 8 | 5 | 3 | 1-10 | 0-0 | 3 | 0 | 0 |

Willie McGinest's 1994 Game-By-Game Defensive Statistics

| Date | Opponent | Starts | TT | UT | A | S-Yds | Int | PD | FF | FR | W/L | Score |
|-------------|-----------------|--------|------|----|----|------------|-----|----|----|----|-----|-------|
| 9/04 | at Miami | p | 2 | 2 | 0 | 0-0 | 0 | 1 | 0 | 0 | L | 35-39 |
| 9/11 | Buffalo | p | 3 | 2 | 1 | .5-.5 | 0 | 0 | 0 | 0 | L | 35-38 |
| 9/18 | at Cincinnati | p | 1 | 1 | 0 | 1-0 | 0 | 0 | 0 | 1 | W | 31-28 |
| 9/25 | at Detroit | p | 1 | 1 | 0 | 0-0 | 0 | 1 | 0 | 0 | W | 23-17 |
| 10/02 | Green Bay | p | 0 | 0 | 0 | 0-0 | 0 | 2 | 0 | 0 | W | 17-16 |
| 10/09 | LA Raiders | p | 0 | 0 | 0 | 0-0 | 0 | 1 | 0 | 0 | L | 17-21 |
| 10/16 | at N.Y. Jets | p | 0 | 0 | 0 | 0-0 | 0 | 0 | 0 | 0 | L | 17-24 |
| 10/30 | Miami | p | 2 | 1 | 1 | 0-0 | 0 | 0 | 0 | 0 | L | 3-23 |
| 11/6 | at Cleveland | S | 5 | 4 | 1 | 0-0 | 0 | 1 | 0 | 1 | L | 6-13 |
| 11/13 | Minnesota | S | 7 | 5 | 2 | 0-0 | 0 | 0 | 0 | 0 | W | 26-20 |
| 11/20 | San Diego | S | 3 | 3 | 0 | 0-0 | 0 | 0 | 0 | 0 | W | 23-17 |
| 11/27 | at Indianapolis | S | 3 | 2 | 1 | 1-13 | 0 | 0 | 1 | 0 | W | 12-10 |
| 12/4 | N.Y. Jets | S | 2 | 1 | 1 | 0-0 | 0 | 1 | 0 | 0 | W | 24-13 |
| 12/11 | Indianapolis | S | 8 | 4 | 4 | 1-0 | 0 | 0 | 0 | 0 | W | 28-18 |
| 12/18 | at Buffalo | p | 2 | 2 | 0 | 0-0 | 0 | 1 | 0 | 0 | W | 41-17 |
| 12/24 | at Chicago | S | 4 | 4 | 0 | 1-3 | 0 | 0 | 1 | 0 | W | 13-3 |
| 1994 Totals | | | 16/7 | 43 | 29 | 144.5-16.5 | 0 | 8 | 2 | 2 | | |
| 1/1/95 | at Cleveland | S | 8 | 5 | 3 | 1-10 | 0 | 3 | 0 | 0 | L | 13-20 |



22 DAVID MEGGETT



Running Back

5-7 • 195 • 7th Year

UFA (N.Y. Giants) '94

Towson State

Born: April 30, 1966

Charleston, S.C.

Pro Bowls (1): 1989

Transactions: David Meggett signed with the Patriots on March 3, 1995 as an unrestricted free agent, formerly of the New York Giants ... originally selected by the Giants in the fifth round (132nd overall) of the 1989 NFL draft ... signed by Giants on July 24, 1989 ... granted free agency on February 1, 1991 ... re-signed by Giants (8/29/91) and activated September 2, 1991 ... granted free agency (March 1, 1993) ... re-signed with Giants (7/28/93) ... granted unconditional free agency February 15, 1995.

Extra Points

- David has thrown three touchdown passes during his career, all against the Washington Redskins.
- David is the only player in NCAA history to be elected team captain at two different four-year colleges.
- David attended Wilson High in Charleston, S.C. — the high school which produced Pro Football Hall of Famer Art Shell.

NFL Career GP/GS (regular season 96/9, postseason 6/0): Meggett is the highest profile free agent the Patriots have ever signed ... he is one of the premier all-purpose backs and return men in the league ... he has been one of the NFL's most dangerous and explosive receivers out of the backfield throughout his career ... he will add a new dimension to the Patriots' offensive arsenal ... accumulated 8,641 all-purpose yards in six seasons in the NFL, an average of 1,440 yards per year ... comes to the Patriots as the Giants' all-time leading punt returner with 2,230 yards on 202 returns (11.0 avg.) ... has scored on six punt returns, also a Giants all-time record ... ranks second among the Giants' all-time kickoff returners with 2,989 yards on 146 returns (20.5 avg.) and a touchdown ... has played in 96 consecutive games since being drafted in 1989 ... has at least one reception in 89 of the 96 games in which he has played. **1994 (16/3-Giants):** Played in every game and replaced Rodney Hampton in the starting lineup in three games ... recorded single-season career highs in each of the following categories: rushing attempts (91), rushing touchdowns (4), punt returns for touchdowns (2) and kickoff returns (29) ... finished second in the NFC and third in the league in punt returns with a 12.4 yard average on 26 returns ... tied the league lead with two punt returns for touchdowns ... led the Giants in punt returns and kickoff returns, finished second in rushing and third in receiving ... earned game MVP honors in each of his first three games and was named NFC Offensive Player of the Month for the month of September ... gained 1,462 all-purpose yards ... returned a punt 68 yards for a touchdown in the season opener vs. Philadelphia (9/4), his fifth career touchdown on a punt return ... scored again with a 26-yard touchdown run ... finished the day with 152 all-purpose yards ... filled in for Hampton in the second game of the season at Arizona (9/11) ... played despite torn cartilage in his ribs and earned the game ball for his efforts ... turned in a herculean effort in his first start of the season the following



week vs. Washington (9/18) ... rushed for 82 yards and scored two touchdowns on 26 carries, career highs in each category ... marked the first time in his career that he had rushed for two touchdowns in one game and only the third time in his career that he had scored twice in a game ... added a 16-yard touchdown pass on a halfback option, his third career touchdown pass (43 yards to Mike Sherrard at Washington Oct. 10, 1993; 21 yards to Chris Colloway vs. Washington Nov. 14, 1993; six yards to Aaron Pierce vs. Washington Sept. 18, 1994) ... started the following week at New Orleans (10/2) and rushed 16 times for 40 yards and added 35 yards on five receptions ... started his third game of the season vs. Pittsburgh (10/23) when the Giants opened the game in a two tight end alignment and totaled 84 all-purpose yards in the game ... returned a punt 56 yards for a touchdown vs. Detroit (10/30), the second return for a touchdown of the season and the sixth of his career (a new Giants record) ... scored on a 5-yard run at Philadelphia (12/18) to tie the game at 13 and kept the game-winning drive alive with a 34-yard reception and run to set up the game-winning field goal ... totaled 142 all-purpose yards ... returned two punts for 30 yards in the season finale vs. the Cowboys (12/24) to move ahead of Emlen Tunnell (2,206) into first place on the Giants' all-time career punt return yard list with 2,230 yards. **1993 (16/1, 2/0-Giants):** Played in every game, with one start ... rushed for a career-high 329 yards on 69 carries (4.8 avg.) ... accumulated 1,382 all-purpose yards ... finished fourth in the NFC in punt returns with a 10.3-yard average on 32 returns ... finished second on the team in receiving with 38 catches for 319 yards ... completed first two regular season pass attempts of his career for touchdowns, both vs. Washington ... earned Giants special teams player of the game honors vs. Tampa Bay (9/12) and at New Orleans (12/20) ... earned a game ball at New Orleans for his punt returns which totaled 107 yards, including a 75-yard return for a touchdown. **1992 (16/0-Giants):** Finished the season with 1,091 all-purpose yards ... recorded his first career kickoff return for touchdown, a 92-yard scamper vs. Philadelphia (11/22) ... gained 174 all-purpose yards in that game, despite touching the ball only 14 times (12.4-yard average) ... his 22.8-yard average on 20 kickoff returns was a personal single-season high ... that average ranked fourth in the NFC and fifth in the league ... ranked seventh in the league with 27 punt returns for 240 yards (8.9 avg.) ... caught 38 passes for 229 yards and two touchdowns to rank second on the team in receiving ... recorded a single-game career record with seven receptions for 70 yards at the Rams (10/18) ... tied a team record with receptions in 45 consecutive games (TE Bob Tucker). **1991 (16/2-Giants):** Finished second on the team with a career-high 50 receptions for 412 yards (8.2 avg.) and three touchdowns ... only Mark Ingram (51 receptions) finished with more ... totaled 1,366 all-purpose yards ... average 5.3 yards on 29 carries and scored on a 30-yard touchdown at Pittsburgh (10/14) ... averaged 10.3 yards on 28 punt returns and returned one 70 yards for a touchdown at Tampa Bay (11/24) ... became the first player in NFL history to score on a punt return in each of his first three seasons in the league ... recorded his first multiple touchdown performance with touchdown receptions of 14 and 8 yards vs. Philadelphia (12/8). **1990 (16/1, 3/0-Giants):** Played in every game, including each of the Giants' postseason games ... received postseason all-star recognition, including selections to the All-NFL, All-NFC and All-Madden teams ... accumulated 1,533 all-purpose yards and led the Giants with 39 receptions ... led the conference with a kickoff return average of 23.4 yards on 21 returns (492 yards total) and a long of 58 ... finished second in the NFC with a 10.9-yard punt return average ... rushed for a season-high 61 yards, including a career-high 51-yard run, on two carries at Philadelphia (11/25) ... finished the season with a career-high 7.5-yard average on 22 carries ... recorded a career-high 93 yards receiving vs. Miami (9/23) on just four receptions (23.4 avg.) ... scored on a 68-yard punt return in the season-opener vs. Philadelphia (9/9) ... rushed for 102 yards on 21 carries (4.8 avg.) in three playoff games, including 48 yards (5.3 avg.) on nine carries in a 20-19 victory over Buffalo in Super Bowl XXV. **1989 (16/2, 1/0-Giants):** Played in every game as a rookie with two starts and made an immediate impact on the team as a running back, receiver and return specialist ... earned All-NFL recognition and was voted to the Pro Bowl as a special teams returner ... totaled 1,807 all-purpose



yards, a career high ... averaged 4.2 yards on 28 carries ... grabbed 34 passes for 531 yards (15.6 avg.) and four touchdowns ... returned a career-high 46 punts for 582 yards (12.7 avg.) and a touchdown ... added 27 kick returns for 577 yards (21.4 avg.) ... his receiving yardage, punt return yardage and kickoff return yardage recorded as a rookie remain career-highs ... his 46 punt returns for 582 yards (12.7 avg.) set a franchise record ... scored the longest punt return of his career with a 76-yard gallop vs. the Raiders (12/24) ... finished second on the team in receiving with 34 receptions, including the longest of his career, a 62-yarder at Washington (9/11).

College: Is the only player in NCAA history to be elected team captain at two different four-year colleges ... served as captain at Morgan State as a sophomore defensive back and then was selected captain at Towson State as a multi-dimensional offensive weapon and return specialist ... earned all-conference honors at Morgan State when he recorded 70 tackles and five interceptions ... led all Division I-AA with an average of 199 all-purpose yards per game at Towson State ... won the Walter Payton Award as the Division I-AA Player of the Year as a senior in 1988 ... earned MVP honors for the North squad in the Senior Bowl following his senior season.

Personal: David Lee Meggett was born April 30, 1966 in Charleston, S.C. ... a three-time all-conference selection on offense and defense at Bonds-Wilson High in Charleston, S.C. ... David has a son, David Jr.

DAVID MEGGETT'S NFL STATISTICS

| | | Regular Season | | | | | | | | | | |
|--------------|--------|----------------|-----|------|-----|-----|----|-----------|------|------|-----|----|
| | | Rushing | | | | | | Receiving | | | | |
| Year | Team | G/S | No | Yds | Avg | LG | TD | No | Yds | Avg | LG | TD |
| 1989 | Giants | 16/2 | 28 | 117 | 4.2 | 18 | 0 | 34 | 531 | 15.6 | 62t | 4 |
| 1990 | Giants | 16/1 | 22 | 164 | 7.5 | 51 | 0 | 39 | 410 | 10.5 | 38 | 1 |
| 1991 | Giants | 16/2 | 29 | 153 | 5.3 | 30t | 1 | 50 | 412 | 8.2 | 22 | 3 |
| 1992 | Giants | 16/0 | 32 | 167 | 5.2 | 30 | 0 | 38 | 229 | 6.0 | 24 | 2 |
| 1993 | Giants | 16/1 | 69 | 329 | 4.8 | 23 | 0 | 38 | 319 | 8.4 | 50 | 0 |
| 1994 | Giants | 16/3 | 91 | 298 | 3.3 | 26t | 4 | 32 | 293 | 9.2 | 34 | 0 |
| Totals-6 yrs | | 96/9 | 271 | 1228 | 4.5 | 51 | 5 | 231 | 2194 | 9.5 | 62t | 10 |

| | | Regular Season | | | | | | | | | | |
|--------------|--------|----------------|----|------|------|-----|----|--------------|------|------|-----|----|
| | | Punt Returns | | | | | | Kick Returns | | | | |
| Year | Team | No | FC | Yds | Avg | LG | TD | No | Yds | Avg | LG | TD |
| 1989 | Giants | 46 | 14 | 582 | 12.7 | 76t | 1 | 27 | 577 | 21.4 | 43 | 0 |
| 1990 | Giants | 43 | 11 | 467 | 10.9 | 68t | 1 | 21 | 492 | 23.4 | 58 | 0 |
| 1991 | Giants | 28 | 10 | 287 | 10.3 | 70t | 1 | 25 | 514 | 20.6 | 42 | 0 |
| 1992 | Giants | 27 | 11 | 240 | 8.9 | 39 | 0 | 20 | 455 | 22.8 | 92t | 1 |
| 1993 | Giants | 32 | 20 | 331 | 10.3 | 75t | 1 | 24 | 403 | 16.8 | 35 | 0 |
| 1994 | Giants | 26 | 14 | 323 | 12.4 | 68t | 2 | 29 | 548 | 18.9 | 30 | 0 |
| Totals-6 yrs | | 202 | 80 | 2230 | 27.9 | 76t | 6 | 146 | 2989 | 20.5 | 92t | 1 |

Postseason Offensive Statistics

| | | Rushing | | | | | | Receiving | | | | | |
|--------------|--------|---------|----|-----|-----|----|----|-----------|-----|------|----|----|--|
| Year | Team | G/S | No | Yds | Avg | LG | TD | No | Yds | Avg | LG | TD | |
| 1989 | Giants | 1/0 | 1 | 7 | 7.0 | 7 | 0 | 4 | 52 | 13.0 | 16 | 0 | |
| 1990 | Giants | 3/0 | 21 | 102 | 4.9 | 17 | 0 | 4 | 33 | 8.3 | 15 | 0 | |
| 1993 | Giants | 2/0 | 2 | 5 | 2.5 | 5 | 0 | 7 | 29 | 4.1 | 10 | 0 | |
| Totals-3 yrs | | 6/0 | 24 | 114 | 4.8 | 17 | 0 | 15 | 114 | 7.6 | 16 | 0 | |

Postseason Returns

| | | Punt Returns | | | | | | Kick Returns | | | | | |
|--------------|--------|--------------|----|-----|------|----|----|--------------|-----|------|----|----|--|
| Year | Team | No | FC | Yds | Avg | LG | TD | No | Yds | Avg | LG | TD | |
| 1989 | Giants | 1 | 0 | 0 | 0 | 0 | 0 | 1 | 25 | 25.0 | 25 | 0 | |
| 1990 | Giants | 8 | 3 | 92 | 11.5 | 20 | 0 | 4 | 62 | 15.5 | 18 | 0 | |
| 1993 | Giants | 3 | 4 | 8 | 2.7 | 5 | 0 | 5 | 80 | 16.0 | 26 | 0 | |
| Totals-3 yrs | | 12 | 7 | 100 | 8.3 | 20 | 0 | 10 | 167 | 16.7 | 26 | 0 | |

**Additional Statistics**

Passing – 1991 (0 for 1), 1993 (2 for 2 for 63 yards, 2 TDs, long of 42t)

Fumbles Recovered – 1989 (3), 1990 (2), 1991 (3), 1992 (3), 1993 (1)

Sacked – 1994 (1 for 7 yards)

SINGLE-GAME CAREER HIGHS**Regular Season**

Rushing Attempts – 26 vs. Washington (9/18/94)

Rushing Yards – 82 vs. Washington (9/18/94)

Longest Run – 51 at Philadelphia (11/25/90)

Rushing TDs – 2 vs. Washington (9/18/94)

Receptions – 7 at Phoenix (12/26/93)

Receiving Yards – 93 vs. Miami (9/23/90)

Longest Reception – 62t at Washington (from Simms 9/11/89)

TDs Receiving – 2 vs. Philadelphia (12/8/91)

Punt Returns - 6 vs. Cleveland (9/22/91)

Punt Return Yards - 107 at New Orleans (12/20/93)

Longest Punt Return - 76t vs. Raiders (12/24/89)

Punt Returns for TDs - 1 (6 times) Most recent vs. Detroit (10/30/94)

Kickoff Returns - 4 (5 times) Most recent vs. Arizona (11/13/94)

Kickoff Return Yardage - 92 vs. Philadelphia (11/22/92)

Longest Kickoff Return - 92t vs. Philadelphia (11/22/92)

Kickoff Returns for TDs - 1 vs. Philadelphia (11/22/92)

Postseason

Rushing Attempts – 10 at San Francisco (1/20/91)

Rushing Yards – 48 vs. Buffalo (1/27/91)

Longest Run – 17 vs. Buffalo (1/27/91)

Rushing TDs – 0

Receptions – 4 vs. Minnesota (1/7/90)

Receiving Yards – 52 vs. Rams (1/7/90)

Longest Reception – 16 vs. Rams (from Simms 1/7/90)

TDs Receiving – 0

Punt Returns - 5 at San Francisco (1/20/91)

Punt Return Yards - 42 at San Francisco (1/20/91)

Longest Punt Return - 20 vs. Buffalo (1/27/91)

Punt Returns for TDs - 0

Kickoff Returns - 4 at San Francisco (1/15/94)

Kickoff Return Yardage - 80 at San Francisco (1/15/94)

Longest Kickoff Return - 26 at San Francisco (1/15/94)

Kickoff Returns for TDs - 0

David Meggett's 1989 Game-By-Game Statistics

| 1989 | Date | Opponent | P/S | Rushing | | | | | Receiving | | | | | W/L |
|-------------|-------|------------------|-----|---------|-----|------|-----|----|-----------|-----|------|------|-----|-----|
| | | | | No | Yds | Avg | Lg | TD | No | Yds | Avg | Lg | TD | |
| | 9/11 | at Washington | p | 2 | 17 | 8.5 | 9 | 0 | 1 | 62 | 62.0 | 62t | 1 | W |
| | 9/17 | Detroit | p | 1 | 2 | 2.0 | 2 | 0 | 0 | 0 | 0.0 | 0 | 0 | W |
| | 9/24 | Phoenix | p | 1 | 0 | 0.0 | 0 | 0 | 2 | 17 | 8.5 | 9 | 0 | W |
| | 10/1 | at Dallas | p | 1 | -1 | -1.0 | -1 | 0 | 2 | 38 | 19.0 | 38t | 1 | W |
| | 10/8 | at Philadelphia | p | 7 | 29 | 4.1 | 10 | 0 | 6 | 89 | 14.8 | 22 | 0 | L |
| | 10/15 | Washington | S | 0 | 0 | 0.0 | 0 | 0 | 2 | 29 | 14.5 | 17 | 0 | W |
| | 10/22 | at San Diego | p | 1 | 3 | 3.0 | 3 | 0 | 1 | 11 | 11.0 | 11 | 0 | W |
| | 10/30 | Minnesota | p | 1 | 5 | 5.0 | 5 | 0 | 1 | 23 | 23.0 | 23 | 0 | W |
| | 11/5 | at Phoenix | S | 4 | 22 | 5.5 | 18 | 0 | 1 | 16 | 16.0 | 16 | 0 | W |
| | 11/12 | at Rams | p | 0 | 0 | 0.0 | 0 | 0 | 5 | 51 | 10.2 | 14 | 0 | L |
| | 11/19 | Seattle | p | 1 | 5 | 5.0 | 5 | 0 | 2 | 14 | 7.0 | 9 | 0 | W |
| | 11/27 | at San Francisco | p | 5 | 29 | 5.8 | 17 | 0 | 4 | 72 | 18.0 | 53t | 1 | L |
| | 12/3 | Philadelphia | p | 1 | 1 | 1.0 | 1 | 0 | 2 | 18 | 9.0 | 11 | 0 | L |
| | 12/10 | at Denver | p | 1 | 8 | 8.0 | 8 | 0 | 2 | 66 | 33.0 | 57t | 1 | W |
| | 12/16 | Dallas | p | 2 | -3 | -1.5 | -1 | 0 | 0 | 0 | 0.0 | 0 | 0 | W |
| | 12/24 | Raiders | p | 0 | 0 | 0.0 | 0 | 0 | 3 | 25 | 8.3 | 12 | 0 | W |
| 1989 Totals | | | | 16/2 | 28 | 117 | 4.2 | 18 | 0 | 34 | 531 | 15.6 | 62t | 4 |
| | 1/7 | Rams | p | 1 | 7 | 7.0 | 7 | 0 | 4 | 52 | 13.0 | 16 | 0 | L |



| 1989 | | Punt Returns | | | | | | Kick Returns | | | | | | |
|-------------|------------------|--------------|----|-----|------|-----|----|--------------|-----|------|----|----|-----|--|
| Date | Opponent | No | FC | Yds | Avg | Lg | TD | No | Yds | Avg | Lg | TD | W/L | |
| 9/11 | at Washington | 3 | 1 | 41 | 13.7 | 17 | 0 | 4 | 85 | 21.3 | 25 | 0 | W | |
| 9/17 | Detroit | 3 | 4 | 41 | 13.7 | 30 | 0 | 1 | 16 | 0.0 | 16 | 0 | W | |
| 9/24 | Phoenix | 4 | 0 | 49 | 12.3 | 20 | 0 | 1 | 14 | 14.0 | 14 | 0 | W | |
| 10/1 | at Dallas | 2 | 2 | 16 | 8.0 | 11 | 0 | 1 | 34 | 34.0 | 34 | 0 | W | |
| 10/8 | at Philadelphia | 4 | 3 | 29 | 7.3 | 16 | 0 | 1 | 19 | 19.0 | 19 | 0 | L | |
| 10/15 | Washington | 2 | 0 | 26 | 13.0 | 14 | 0 | 3 | 62 | 20.7 | 23 | 0 | W | |
| 10/22 | at San Diego | 0 | 2 | 0 | 0.0 | 0 | 0 | 2 | 37 | 18.5 | 21 | 0 | W | |
| 10/30 | Minnesota | 4 | 0 | 8 | 2.0 | 8 | 0 | 1 | 17 | 17.0 | 17 | 0 | W | |
| 11/5 | at Phoenix | 5 | 1 | 46 | 9.2 | 15 | 0 | 3 | 65 | 21.7 | 26 | 0 | W | |
| 11/12 | at Rams | 2 | 2 | 10 | 5.0 | 0 | 0 | 1 | 10 | 10.0 | 10 | 0 | L | |
| 11/19 | Seattle | 3 | 0 | 98 | 32.7 | 49 | 0 | 3 | 58 | 19.3 | 31 | 0 | W | |
| 11/27 | at San Francisco | 2 | 0 | 27 | 13.5 | 14 | 0 | 2 | 43 | 21.5 | 27 | 0 | L | |
| 12/3 | Philadelphia | 2 | 0 | 19 | 9.5 | 10 | 0 | 3 | 74 | 24.7 | 31 | 0 | L | |
| 12/10 | at Denver | 2 | 1 | 36 | 18.0 | 26 | 0 | 0 | 0 | 0.0 | 0 | 0 | W | |
| 12/16 | Dallas | 3 | 1 | 22 | 7.3 | 14 | 0 | 0 | 0 | 0.0 | 0 | 0 | W | |
| 12/24 | Raiders | 5 | 0 | 114 | 22.8 | 76t | 1 | 1 | 43 | 43.0 | 43 | 0 | W | |
| 1989 Totals | | 46 | 17 | 582 | 34.2 | 76t | 1 | 27 | 577 | 21.4 | 43 | 0 | | |
| 1/7 | Rams | 1 | 0 | 0 | 0.0 | 0 | 0 | 1 | 25 | 25.0 | 25 | 0 | L | |

David Meggett's 1990 Game-By-Game Statistics

| 1990 | | Rushing | | | | | | Receiving | | | | | | |
|------------------------------|------------------|---------|----|-----|------|----|----|-----------|-----|------|-----|----|-----|--|
| Date | Opponent | P/S | No | Yds | Avg | Lg | TD | No | Yds | Avg | Lg | TD | W/L | |
| 9/9 | Philadelphia | p | 0 | 0 | 0.0 | 0 | 0 | 1 | -1 | -1.0 | -1 | 0 | W | |
| 9/16 | at Dallas | p | 0 | 0 | 0.0 | 0 | 0 | 1 | 13 | 13.0 | 13 | 0 | W | |
| 9/23 | Miami | p | 1 | 7 | 7.0 | 7 | 0 | 4 | 93 | 23.3 | 38 | 0 | W | |
| 9/30 | Dallas | p | 0 | 0 | 0.0 | 0 | 0 | 1 | 4 | 4.0 | 4 | 0 | W | |
| 10/14 | at Washington | p | 0 | 0 | 0.0 | 0 | 0 | 1 | 8 | 8.0 | 8 | 0 | W | |
| 10/21 | Phoenix | p | 4 | 26 | 6.5 | 10 | 0 | 3 | 34 | 11.3 | 15 | 0 | W | |
| 10/28 | Washington | p | 5 | 30 | 6.0 | 17 | 0 | 2 | 13 | 6.5 | 10 | 0 | W | |
| 11/5 | at Indianapolis | p | 4 | 19 | 4.8 | 8 | 0 | 6 | 47 | 7.8 | 18 | 0 | W | |
| 11/11 | at Rams | S | 1 | 1 | 1.0 | 1 | 0 | 4 | 24 | 6.0 | 12 | 0 | W | |
| 11/18 | Detroit | p | 2 | 18 | 9.0 | 9 | 0 | 2 | 9 | 4.5 | 5 | 0 | W | |
| 11/25 | at Philadelphia | p | 2 | 61 | 30.5 | 51 | 0 | 3 | 61 | 20.3 | 28 | 0 | L | |
| 12/3 | at San Francisco | p | 1 | -4 | -4.0 | -4 | 0 | 2 | 17 | 8.5 | 10 | 0 | L | |
| 12/9 | Minnesota | p | 0 | 0 | 0.0 | 0 | 0 | 1 | 17 | 17.0 | 17 | 0 | W | |
| 12/15 | Buffalo | p | 2 | 6 | 3.0 | 4 | 0 | 2 | 16 | 8.0 | 9 | 0 | L | |
| 12/23 | at Phoenix | p | 0 | 0 | 0.0 | 0 | 0 | 3 | 18 | 6.0 | 9 | 0 | W | |
| 12/30 | at New England | p | 0 | 0 | 0.0 | 0 | 0 | 3 | 37 | 12.3 | 17t | 1 | W | |
| 1990 Totals | | 16/1 | 22 | 164 | 7.5 | 51 | 0 | 39 | 410 | 10.5 | 38 | 1 | | |
| 1/13 | Chicago | p | 2 | 18 | 9.0 | 9 | 0 | 0 | 0 | 0.0 | 0 | 0 | W | |
| 1/20 | at San Francisco | p | 10 | 36 | 3.6 | 8 | 0 | 2 | 15 | 7.5 | 15 | 0 | W | |
| 1/27 | Buffalo | p | 9 | 48 | 5.3 | 17 | 0 | 2 | 18 | 9.0 | 11 | 0 | W | |
| 1990 Playoff Totals | | 3/0 | 21 | 102 | 4.9 | 17 | 0 | 4 | 33 | 8.3 | 15 | 0 | | |
| attempted one pass (1/20/91) | | | | | | | | | | | | | | |

| 1990 | | Punt Returns | | | | | | Receiving | | | | | | |
|-------------|------------------|--------------|----|-----|------|-----|----|-----------|-----|------|----|----|-----|--|
| Date | Opponent | No | FC | Yds | Avg | Lg | TD | No | Yds | Avg | Lg | TD | W/L | |
| 9/9 | Philadelphia | 4 | 2 | 90 | 22.5 | 68t | 1 | 3 | 68 | 22.7 | 28 | 0 | W | |
| 9/16 | at Dallas | 3 | 0 | 23 | 7.7 | 12 | 0 | 2 | 28 | 14.0 | 15 | 0 | W | |
| 9/23 | Miami | 3 | 1 | 23 | 7.7 | 13 | 0 | 1 | 19 | 19.0 | 19 | 0 | W | |
| 9/30 | Dallas | 0 | 0 | 0 | 0.0 | 0 | 0 | 1 | 30 | 30.0 | 30 | 0 | W | |
| 10/14 | at Washington | 0 | 0 | 0 | 0.0 | 0 | 0 | 3 | 70 | 23.3 | 27 | 0 | W | |
| 10/21 | Phoenix | 4 | 1 | 66 | 16.5 | 27 | 0 | 2 | 56 | 28.0 | 33 | 0 | W | |
| 10/28 | Washington | 2 | 0 | 14 | 7.0 | 8 | 0 | 3 | 69 | 23.0 | 29 | 0 | W | |
| 11/5 | at Indianapolis | 4 | 0 | 39 | 9.8 | 14 | 0 | 0 | 0 | 0.0 | 0 | 0 | W | |
| 11/11 | at Rams | 4 | 1 | 59 | 14.8 | 22 | 0 | 0 | 0 | 0.0 | 0 | 0 | W | |
| 11/18 | Detroit | 0 | 1 | 0 | 0.0 | 0 | 0 | 0 | 0 | 0.0 | 0 | 0 | W | |
| 11/25 | at Philadelphia | 2 | 0 | 10 | 5.0 | 12 | 0 | 2 | 33 | 16.5 | 18 | 0 | L | |
| 12/3 | at San Francisco | 4 | 2 | 39 | 9.8 | 20 | 0 | 1 | 19 | 19.0 | 19 | 0 | L | |
| 12/9 | Minnesota | 5 | 0 | 37 | 7.4 | 11 | 0 | 1 | 58 | 58.0 | 58 | 0 | W | |
| 12/15 | Buffalo | 2 | 0 | 13 | 6.5 | 7 | 0 | 0 | 0 | 0.0 | 0 | 0 | L | |
| 12/23 | at Phoenix | 3 | 1 | 21 | 7.0 | 13 | 0 | 0 | 0 | 0.0 | 0 | 0 | W | |
| 12/30 | at New England | 3 | 2 | 33 | 11.0 | 14 | 0 | 2 | 42 | 21.0 | 23 | 0 | W | |
| 1990 Totals | | 43 | 11 | 467 | 10.9 | 68t | 1 | 21 | 492 | 23.4 | 58 | 0 | | |



| | | | | | | | | | | | | | |
|---------------------|------------------|---|---|----|------|----|---|---|----|------|----|---|---|
| 1/13 | Chicago | 1 | 0 | 13 | 13.0 | 13 | 0 | 0 | 0 | 0.0 | 0 | 0 | W |
| 1/20 | at San Francisco | 5 | 0 | 42 | 8.4 | 18 | 0 | 2 | 36 | 18.0 | 18 | 0 | W |
| 1/27 | Buffalo | 2 | 3 | 37 | 18.5 | 20 | 0 | 2 | 26 | 16.0 | 16 | 0 | W |
| 1990 Playoff Totals | | 8 | 3 | 92 | 11.5 | 20 | 0 | 4 | 62 | 15.5 | 18 | 0 | |

David Meggett's 1991 Game-By-Game Statistics

| | | Rushing | | | | | | Receiving | | | | | |
|-------------|-----------------|---------|------|-----|------|-----|-----|-----------|-----|------|-----|----|-----|
| Date | Opponent | P/S | No | Yds | Avg | Lg | TD | No | Yds | Avg | Lg | TD | W/L |
| 9/2 | San Francisco | p | 4 | 26 | 6.5 | 9 | 0 | 4 | 47 | 11.8 | 21 | 0 | W |
| 9/8 | Rams | p | 1 | 2 | 2.0 | 2 | 0 | 4 | 30 | 7.5 | 19 | 1 | L |
| 9/15 | at Chicago | S | 7 | 44 | 6.3 | 24 | 0 | 6 | 39 | 6.5 | 14 | 0 | L |
| 9/22 | Cleveland | S | 1 | 3 | 3.0 | 3 | 0 | 1 | 2 | 2.0 | 2 | 0 | W |
| 9/29 | at Dallas | p | 2 | 7 | 3.5 | 4 | 0 | 5 | 46 | 9.2 | 20 | 0 | L |
| 10/6 | Phoenix | p | 2 | 13 | 6.5 | 9 | 0 | 1 | 15 | 15.0 | 14 | 0 | W |
| 10/14 | at Pittsburgh | p | 3 | 44 | 14.7 | 30t | 1 | 4 | 34 | 8.5 | 22 | 0 | W |
| 10/27 | Washington | p | 0 | 0 | 0.0 | 0 | 0 | 1 | 17 | 17.0 | 17 | 0 | L |
| 11/4 | at Philadelphia | p | 3 | -4 | -1.3 | 0 | 0 | 2 | 10 | 5.0 | 9 | 0 | L |
| 11/10 | at Phoenix | p | 0 | 0 | 0.0 | 0 | 0 | 1 | 1 | 1.0 | 1 | 0 | W |
| 11/17 | Dallas | p | 1 | 1 | 1.0 | 1 | 0 | 3 | 40 | 13.3 | 18 | 0 | W |
| 11/24 | at Tampa Bay | p | 2 | 8 | 4.0 | 4 | 0 | 4 | 24 | 6.0 | 11 | 0 | W |
| 12/1 | at Cincinnati | p | 1 | 0 | 0.0 | 0 | 0 | 6 | 51 | 8.5 | 17 | 0 | L |
| 12/8 | Philadelphia | p | 1 | 3 | 3.0 | 3 | 0 | 2 | 22 | 11.0 | 14t | 2 | L |
| 12/15 | at Washington | p | 1 | 6 | 6.0 | 6 | 0 | 3 | 2 | 0.7 | 4 | 0 | L |
| 12/21 | Houston | p | 0 | 0 | 0.0 | 0 | 0 | 3 | 32 | 10.7 | 17 | 0 | W |
| 1991 Totals | | | 16/2 | 29 | 153 | 5.3 | 30t | 1 | 50 | 412 | 8.2 | 22 | 3 |

| | | Punt Returns | | | | | | Kick Returns | | | | | |
|-------------|-----------------|--------------|----|-----|------|-----|----|--------------|-----|------|----|----|-----|
| Date | Opponent | No | FC | Yds | Avg | Lg | TD | No | Yds | Avg | Lg | TD | W/L |
| 9/2 | San Francisco | 5 | 0 | 43 | 8.6 | 13 | 0 | 2 | 39 | 19.5 | 20 | 0 | W |
| 9/8 | Rams | 1 | 0 | 0 | 0.0 | 0 | 0 | 2 | 37 | 18.5 | 22 | 0 | L |
| 9/15 | at Chicago | 1 | 0 | 4 | 4.0 | 4 | 0 | 3 | 57 | 19.0 | 23 | 0 | L |
| 9/22 | Cleveland | 6 | 1 | 79 | 13.2 | 16 | 0 | 2 | 43 | 21.5 | 25 | 0 | W |
| 9/29 | at Dallas | 1 | 0 | 6 | 6.0 | 6 | 0 | 4 | 64 | 16.0 | 23 | 0 | L |
| 10/6 | Phoenix | 1 | 0 | 0 | 0.0 | 0 | 0 | 2 | 39 | 19.5 | 23 | 0 | W |
| 10/14 | at Pittsburgh | 0 | 4 | 0 | 0.0 | 0 | 0 | 2 | 30 | 15.0 | 17 | 0 | W |
| 10/27 | Washington | 3 | 1 | 24 | 8.0 | 13 | 0 | 0 | 0 | 0.0 | 0 | 0 | L |
| 11/4 | at Philadelphia | 1 | 1 | 0 | 0.0 | 0 | 0 | 0 | 0 | 0.0 | 0 | 0 | L |
| 11/10 | at Phoenix | 1 | 1 | 6 | 6.0 | 6 | 0 | 0 | 0 | 0.0 | 0 | 0 | W |
| 11/17 | Dallas | 0 | 0 | 0 | 0.0 | 0 | 0 | 0 | 0 | 0.0 | 0 | 0 | W |
| 11/24 | at Tampa Bay | 3 | 1 | 73 | 24.3 | 70t | 1 | 0 | 0 | 0.0 | 0 | 0 | W |
| 12/1 | at Cincinnati | 3 | 0 | 39 | 13.0 | 16 | 0 | 2 | 64 | 32.0 | 34 | 0 | L |
| 12/8 | Philadelphia | 1 | 1 | 13 | 13.0 | 13 | 0 | 2 | 67 | 33.5 | 42 | 0 | L |
| 12/15 | at Washington | 0 | 0 | 0 | 0.0 | 0 | 0 | 4 | 74 | 18.5 | 28 | 0 | L |
| 12/21 | Houston | 1 | 0 | 0 | 0.0 | 0 | 0 | 0 | 0 | 0.0 | 0 | 0 | W |
| 1991 Totals | | 28 | 10 | 287 | 10.3 | 70t | 1 | 25 | 514 | 20.6 | 42 | 0 | |

David Meggett's 1992 Game-By-Game Statistics

| | | Rushing | | | | | | Receiving | | | | | |
|-------------|-----------------|---------|------|-----|------|-----|----|-----------|-----|------|-----|----|-----|
| Date | Opponent | P/S | No | Yds | Avg | Lg | TD | No | Yds | Avg | Lg | TD | W/L |
| 9/6 | San Francisco | p | 2 | -5 | -2.5 | 0 | 0 | 4 | 30 | 7.5 | 11 | 0 | L |
| 9/13 | Dallas | p | 0 | 0 | 0.0 | 0 | 0 | 2 | -1 | -0.5 | 0 | 0 | L |
| 9/21 | at Chicago | p | 2 | 16 | 8.0 | 8 | 0 | 1 | 9 | 9.0 | 9 | 0 | W |
| 10/4 | at Raiders | p | 2 | 4 | 2.0 | 3 | 0 | 2 | 18 | 9.0 | 13 | 0 | L |
| 10/11 | Phoenix | p | 1 | 3 | 3.0 | 3 | 0 | 1 | -1 | -1.0 | -1 | 0 | W |
| 10/18 | at Rams | p | 1 | 15 | 15.0 | 15 | 0 | 7 | 70 | 10.0 | 24 | 0 | L |
| 10/25 | Seattle | p | 1 | 5 | 5.0 | 5 | 0 | 1 | 9 | 9.0 | 9 | 0 | W |
| 11/1 | at Washington | p | 3 | 39 | 13.0 | 30 | 0 | 2 | 11 | 5.5 | 7 | 1 | W |
| 11/8 | Green Bay | p | 1 | 4 | 4.0 | 4 | 0 | 2 | 12 | 6.0 | 8 | 0 | W |
| 11/15 | at Denver | p | 2 | 11 | 5.5 | 6 | 0 | 3 | 19 | 6.3 | 14 | 0 | L |
| 11/22 | Philadelphia | p | 5 | 25 | 5.0 | 9 | 0 | 4 | 37 | 9.3 | 14t | 1 | L |
| 11/26 | at Dallas | p | 3 | 22 | 7.3 | 10 | 0 | 2 | 13 | 6.5 | 7 | 0 | L |
| 12/6 | Washington | p | 3 | 6 | 2.0 | 3 | 0 | 0 | 0 | 0.0 | 0 | 0 | L |
| 12/12 | at Phoenix | p | 2 | 2 | 1.0 | 8 | 0 | 4 | 8 | 2.0 | 8 | 0 | L |
| 12/19 | Kansas City | p | 2 | 2 | 1.0 | 3 | 0 | 1 | 1 | 1.0 | 1 | 0 | W |
| 12/27 | at Philadelphia | p | 2 | 18 | 9.0 | 13 | 0 | 2 | -4 | -2.0 | 6 | 0 | L |
| 1992 Totals | | | 16/0 | 32 | 167 | 5.2 | 30 | 0 | 38 | 231 | 6.1 | 24 | 2 |



| 1992 | | Punt Returns | | | | | | Kick Returns | | | | | |
|-------------|-----------------|--------------|----|-----|------|----|----|--------------|-----|------|-----|----|-----|
| Date | Opponent | No | FC | Yds | Avg | Lg | TD | No | Yds | Avg | Lg | TD | W/L |
| 9/6 | San Francisco | 0 | 1 | 0 | 0.0 | 0 | 0 | 0 | 0 | 0.0 | 0 | 0 | L |
| 9/13 | Dallas | 3 | 1 | 28 | 9.3 | 22 | 0 | 0 | 0 | 0.0 | 0 | 0 | L |
| 9/21 | at Chicago | 3 | 1 | 47 | 15.7 | 29 | 0 | 0 | 0 | 0.0 | 0 | 0 | W |
| 10/4 | at Raiders | 1 | 0 | 10 | 10.0 | 10 | 0 | 2 | 30 | 15.0 | 21 | 0 | L |
| 10/11 | Phoenix | 2 | 0 | 20 | 10.0 | 13 | 0 | 2 | 59 | 29.5 | 43 | 0 | W |
| 10/18 | at Rams | 2 | 0 | 14 | 7.0 | 11 | 0 | 2 | 39 | 19.5 | 23 | 0 | L |
| 10/25 | Seattle | 2 | 1 | 31 | 15.5 | 21 | 0 | 1 | 32 | 32.0 | 32 | 0 | W |
| 11/1 | at Washington | 2 | 2 | 6 | 3.0 | 6 | 0 | 1 | 31 | 31.0 | 31 | 0 | W |
| 11/8 | Green Bay | 0 | 0 | 0 | 0.0 | 0 | 0 | 1 | 20 | 20.0 | 20 | 0 | W |
| 11/15 | at Denver | 1 | 0 | 4 | 4.0 | 4 | 0 | 1 | 1 | 1.0 | 1 | 0 | L |
| 11/22 | Philadelphia | 4 | 1 | 20 | 5.0 | 11 | 0 | 1 | 92 | 92.0 | 92t | 1 | L |
| 11/26 | at Dallas | 2 | 0 | 29 | 14.5 | 22 | 0 | 1 | 12 | 12.0 | 12 | 0 | L |
| 12/6 | Washington | 1 | 0 | 9 | 9.0 | 0 | 0 | 3 | 51 | 17.0 | 20 | 0 | L |
| 12/12 | at Phoenix | 1 | 1 | 6 | 6.0 | 6 | 0 | 2 | 34 | 17.0 | 17 | 0 | L |
| 12/19 | Kansas City | 1 | 0 | 1 | 1.0 | 1 | 0 | 3 | 54 | 18.0 | 24 | 0 | W |
| 12/27 | at Philadelphia | 2 | 3 | 15 | 7.5 | 10 | 0 | 0 | 0 | 0.0 | 0 | 0 | L |
| 1992 Totals | | 27 | 11 | 240 | 8.9 | 39 | 0 | 20 | 455 | 22.8 | 92t | 1 | |

David Meggett's 1993 Game-By-Game Statistics

| Dana McGee's 1993 Game By Game Statistics | | | | | | | | | | | | | | |
|---|------------------|----------|------|---------|------|-----|----|----|-----------|------|-----|----|----|-----|
| 1993 Date | | Opponent | P/S | Rushing | | | | | Receiving | | | | | W/L |
| | | | | No | Yds | Avg | Lg | TD | No | Yds | Avg | Lg | TD | |
| 9/5 | at Chicago | p | 2 | 27 | 13.5 | 23 | 0 | 1 | 9 | 9.0 | 9 | 0 | W | |
| 9/12 | Tampa Bay | p | 3 | 25 | 8.3 | 13 | 0 | 0 | 0 | 0.0 | 0 | 0 | W | |
| 9/19 | Rams | p | 2 | 7 | 3.5 | 5 | 0 | 1 | -3 | -3.0 | -3 | 0 | W | |
| 10/3 | at Buffalo | p | 3 | 3 | 1.0 | 9 | 0 | 2 | 37 | 18.5 | 22 | 0 | L | |
| 10/10 | at Washington | p | 8 | 36 | 4.5 | 8 | 0 | 2 | 16 | 8.0 | 13 | 0 | W | |
| 10/17 | Philadelphia | p | 8 | 36 | 4.5 | 19 | 0 | 4 | 18 | 4.5 | 8 | 0 | W | |
| 10/31 | Jets | p | 8 | 39 | 4.9 | 9 | 0 | 5 | 3 | 0.6 | 10 | 0 | L | |
| 11/7 | at Dallas | p | 4 | 17 | 4.3 | 12 | 0 | 4 | 19 | 4.8 | 7 | 0 | L | |
| 11/14 | Washington | p | 2 | 6 | 3.0 | 3 | 0 | 0 | 0 | 0.0 | 0 | 0 | W | |
| 11/21 | at Philadelphia | p | 5 | 26 | 5.2 | 9 | 0 | 2 | 60 | 30.0 | 50 | 0 | W | |
| 11/28 | Phoenix | p | 1 | 9 | 9.0 | 9 | 0 | 3 | 28 | 9.3 | 11 | 0 | W | |
| 12/5 | at Miami | p | 7 | 38 | 5.4 | 13 | 0 | 4 | 24 | 6.0 | 9 | 0 | W | |
| 12/12 | Indianapolis | S | 0 | 0 | 0.0 | 0 | 0 | 0 | 0 | 0.0 | 0 | 0 | W | |
| 12/20 | at New Orleans | p | 8 | 27 | 3.4 | 7 | 0 | 2 | 22 | 11.0 | 15 | 0 | W | |
| 12/26 | at Phoenix | p | 6 | 22 | 3.7 | 21 | 0 | 7 | 65 | 9.3 | 18 | 0 | L | |
| 1/2 | Dallas | p | 2 | 11 | 5.5 | 6 | 0 | 1 | 21 | 21.0 | 21 | 0 | L | |
| 1993 Totals | | | 16/1 | 69 | 329 | 4.8 | 23 | 0 | 38 | 319 | 8.4 | 50 | 0 | |
| 1/9 | Minnesota | p | 0 | 0 | 0.0 | 0 | 0 | 4 | 12 | 3.0 | 9 | 0 | W | |
| 1/15 | at San Francisco | p | 2 | 5 | 2.5 | 5 | 0 | 3 | 17 | 5.7 | 10 | 0 | L | |

| 1993 | | Punt Returns | | | | | | Kick Returns | | | | | | |
|-------------|------------------|--------------|----|-----|------|-----|----|--------------|-----|------|----|----|-----|--|
| Date | Opponent | No | FC | Yds | Avg | Lg | TD | No | Yds | Avg | Lg | TD | W/L | |
| 9/5 | at Chicago | 1 | 3 | 7 | 0.0 | 7 | 0 | 2 | 50 | 25.0 | 35 | 0 | W | |
| 9/12 | Tampa Bay | 5 | 1 | 55 | 11.0 | 19 | 0 | 0 | 0 | 0.0 | 0 | 0 | W | |
| 9/19 | Rams | 2 | 2 | 25 | 12.5 | 14 | 0 | 1 | 8 | 8.0 | 8 | 0 | W | |
| 10/3 | at Buffalo | 3 | 0 | 19 | 6.3 | 10 | 0 | 3 | 46 | 15.3 | 22 | 0 | L | |
| 10/10 | at Washington | 1 | 1 | 14 | 14.0 | 14 | 0 | 0 | 0 | 0.0 | 0 | 0 | W | |
| 10/17 | Philadelphia | 0 | 2 | 0 | 0.0 | 0 | 0 | 0 | 0 | 0.0 | 0 | 0 | W | |
| 10/31 | Jets | 1 | 1 | 3 | 3.0 | 3 | 0 | 2 | 38 | 19.0 | 19 | 0 | L | |
| 11/7 | at Dallas | 2 | - | 28 | 14.0 | 20 | 0 | 3 | 44 | 14.7 | 16 | 0 | L | |
| 11/14 | Washington | 3 | 1 | 12 | 0.0 | 7 | 0 | 1 | 11 | 11.0 | 11 | 0 | W | |
| 11/21 | at Philadelphia | 3 | 2 | 35 | 11.7 | 17 | 0 | 1 | 21 | 21.0 | 21 | 0 | W | |
| 11/28 | Phoenix | 3 | 1 | 12 | 4.0 | 8 | 0 | 3 | 66 | 22.0 | 28 | 0 | W | |
| 12/5 | at Miami | 1 | 1 | 2 | 2.0 | 2 | 0 | 3 | 34 | 11.3 | 17 | 0 | W | |
| 12/12 | Indianapolis | 1 | 2 | 3 | 3.0 | 3 | 0 | 3 | 48 | 16.0 | 17 | 0 | W | |
| 12/20 | at New Orleans | 4 | - | 107 | 26.8 | 75t | 1 | 0 | 0 | 0.0 | 0 | 0 | W | |
| 12/26 | at Phoenix | 1 | 1 | 7 | 7.0 | 7 | 0 | 1 | 18 | 18.0 | 18 | 0 | L | |
| 1/2 | Dallas | 1 | 2 | 2 | 2.0 | 2 | 0 | 1 | 19 | 19.0 | 19 | 0 | L | |
| 1993 Totals | | 32 | 20 | 331 | 10.3 | 75t | 1 | 24 | 403 | 16.8 | 35 | 0 | | |
| 1/9 | Minnesota | 2 | 3 | 5 | 2.5 | 5 | 0 | 1 | 0 | 0.0 | 0 | 0 | W | |
| 1/15 | at San Francisco | 1 | 1 | 3 | 3.0 | 3 | 0 | 4 | 80 | 20.0 | 26 | 0 | L | |




David Meggett's 1994 Game-By-Game Statistics

| 1994 Date | Opponent | P/S | Rushing | | | | | Receiving | | | | | W/L |
|--------------|-----------------|-----|---------|-----|------|-----|-----|-----------|-----|------|-----|----|-----|
| | | | No | Yds | Avg | Lg | TD | No | Yds | Avg | Lg | TD | |
| 9/4 | Philadelphia | p | 2 | 31 | 15.5 | 26t | 1 | 1 | 1 | 1.0 | 1 | 0 | W |
| 9/11 | at Arizona | p | 15 | 44 | 2.9 | 15 | 0 | 2 | 17 | 8.5 | 13 | 0 | W |
| 9/18 | Washington | S | 26 | 82 | 3.2 | 21 | 2 | 4 | 52 | 13.0 | 19 | 0 | W |
| 10/2 | at New Orleans | S | 16 | 40 | 2.5 | 7 | 0 | 5 | 35 | 7.0 | 9 | 0 | L |
| 10/10 | Minnesota | p | 1 | -2 | -2.0 | -2 | 0 | 3 | 23 | 7.7 | 13 | 0 | L |
| 10/16 | at Rams | p | 1 | 3 | 3.0 | 3 | 0 | 1 | 6 | 6.0 | 6 | 0 | L |
| 10/23 | Pittsburgh | S | 0 | 0 | 0.0 | 0 | 0 | 1 | 3 | 3.0 | 3 | 0 | L |
| 10/30 | Detroit | p | 4 | 35 | 8.8 | 16 | 0 | 3 | 21 | 7.0 | 11 | 0 | L |
| 11/7 | at Dallas | p | 2 | 3 | 1.5 | 3 | 0 | 1 | 11 | 11.0 | 11 | 0 | L |
| 11/13 | Arizona | p | 2 | 9 | 4.5 | 5 | 0 | 1 | 15 | 15.0 | 15 | 0 | L |
| 11/21 | at Houston | p | 6 | 17 | 2.8 | 6 | 0 | 1 | 6 | 6.0 | 6 | 0 | W |
| 11/27 | at Washington | p | 3 | 12 | 4.0 | 10 | 0 | 0 | 0 | 0.0 | 0 | 0 | W |
| 12/4 | at Cleveland | p | 3 | -3 | -1.0 | 0 | 0 | 2 | 12 | 6.0 | 9 | 0 | W |
| 12/11 | Cincinnati | p | 3 | 2 | 0.7 | 2 | 0 | 1 | 12 | 12.0 | 12 | 0 | W |
| 12/18 | at Philadelphia | p | 3 | 11 | 3.7 | 10 | 1 | 4 | 66 | 16.5 | 34 | 0 | W |
| 12/24 | Dallas | p | 4 | 14 | 3.5 | 5 | 0 | 2 | 13 | 6.5 | 11 | 0 | W |
| 1994 Totals | | | 16/3 | 91 | 298 | 3.3 | 26t | 4 | 32 | 293 | 9.2 | 34 | 0 |

| 1994 | | Punt Returns | | | | | | Kick Returns | | | | | |
|-------------|-----------------|--------------|----|-----|------|-----|----|--------------|-----|------|----|----|-----|
| Date | Opponent | No | FC | Yds | Avg | Lg | TD | No | Yds | Avg | Lg | TD | W/L |
| 9/4 | Philadelphia | 2 | 3 | 68 | 34.0 | 68t | 1 | 3 | 52 | 17.3 | 20 | 0 | W |
| 9/11 | at Arizona | 3 | 1 | 18 | 6.0 | 7 | 0 | 0 | 0 | 0.0 | 0 | 0 | W |
| 9/18 | Washington | 0 | 0 | 0 | 0.0 | 0 | 0 | 0 | 0 | 0.0 | 0 | 0 | W |
| 10/2 | at New Orleans | 0 | 0 | 0 | 0.0 | 0 | 0 | 0 | 0 | 0.0 | 0 | 0 | L |
| 10/10 | Minnesota | 1 | 0 | 11 | 11.0 | 11 | 0 | 2 | 37 | 18.5 | 19 | 0 | L |
| 10/16 | at Rams | 4 | 0 | 57 | 14.3 | 24 | 0 | 1 | 21 | 21.0 | 21 | 0 | L |
| 10/23 | Pittsburgh | 3 | 4 | 12 | 4.0 | 10 | 0 | 2 | 43 | 21.5 | 29 | 0 | L |
| 10/30 | Detroit | 2 | 0 | 64 | 32.0 | 56t | 1 | 1 | 23 | 23.0 | 23 | | L |
| 11/7 | at Dallas | 0 | 2 | 0 | 0.0 | 0 | 0 | 4 | 74 | 18.5 | 24 | 0 | L |
| 11/13 | Arizona | 0 | 1 | 0 | 0.0 | 0 | 0 | 4 | 90 | 22.5 | 30 | 0 | L |
| 11/21 | at Houston | 2 | 1 | 22 | 11.0 | 17 | 0 | 1 | 9 | 9.0 | 9 | 0 | W |
| 11/27 | at Washington | 1 | 0 | 6 | 6.0 | 6 | 0 | 3 | 55 | 18.3 | 20 | 0 | W |
| 12/4 | at Cleveland | 2 | 0 | 10 | 5.0 | 8 | 0 | 2 | 35 | 17.5 | 20 | 0 | W |
| 12/11 | Cincinnati | 0 | 0 | 0 | 0.0 | 0 | 0 | 2 | 49 | 24.5 | 26 | 0 | W |
| 12/18 | at Philadelphia | 4 | 2 | 25 | 6.3 | 13 | 0 | 3 | 40 | 13.3 | 16 | 0 | W |
| 12/24 | Dallas | 2 | 0 | 30 | 15.0 | 16 | 0 | 1 | 20 | 20.0 | 20 | 0 | W |
| 1994 Totals | | 26 | 14 | 323 | 12.4 | 68t | 2 | 29 | 548 | 18.9 | 35 | 0 | |

70 BRANDON MOORE



Offensive Tackle

6-7 • 295 • 3rd Year

Free Agent '93

Duke

Born: June 21, 1970

Ardmore, Pa.

Transactions: Signed with the Patriots as a rookie free agent on July 17, 1993 ... originally signed with the Dolphins on April 29, 1993 ... waived July 14, 1993.

Pro Career GP/GS (20/0, 0/0): At 6-feet-7-inches, Moore is the tallest offensive lineman on the Patriots ... has played in 20 games over the past two seasons, including all 16 contests as a rookie. **1994 (4/0, 0/0):** Backed up the Patriots' three-time Pro Bowl left tackle Bruce Armstrong ... active



for five games in 1994 and played in four ... participated in short-yardage situations and on special teams in the first three games of the season at Miami (9/4), vs. Buffalo (9/11) and at Cincinnati (9/18) and in the season finale at Chicago (12/24).

1993 (16/0): Participated in all 16 regular season games ... saw action on special teams, as well as on the offensive line ... used as third tight end in short-yardage situations.

College: Four-year letterman and two-year starter at Duke ... started 11 games at left tackle in his senior season ...


started every contest at offensive tackle his junior year ... member of the ACC All-Academic team and the Exxon Supreme Team in 1991 and 1992 ... saw action in eight games with one start (1990 season-opener at South Carolina) as a sophomore ... played in seven games as a freshman ... redshirted in 1988.

Personal: Brandon Christopher Moore was born on June 21, 1970 in Ardmore, Pa. ... named Main Lane Football Player of the Year at Archbishop Carroll High in Radnor, Pa. ... selected to all-state, all-region and all-Pennsylvania teams ... played in Pennsylvania "Big 33" annual all-star game ... also played center on basketball team and threw the javelin for the track and field team ... member of the ACC honor roll from 1989-92 ... double majored in sociology and political science at Duke ... worked for Reebok during the 1994 offseason ... has been extremely active in the community since joining the Patriots and lists the D.A.R.E. program as the charity in which he is most involved ... Brandon is married to the former Alissa Trollinger.

Extra Points

- After his release from the Miami Dolphins, Brandon planned to enroll in law school. Those plans were postponed when the Patriots invited him to camp last summer and kept him on their active roster throughout the season.
- Brandon's father, Richard Moore, played football at Villanova (1965-68) and for the Green Bay Packers from 1969-71.
- Brandon collects antiques.
- During the 1995 offseason, Brandon worked an internship at Reebok in Stoneham, Mass.

58 MARTY MOORE



Linebacker

6-1 • 242 • 2nd Year

Draft: 7b (222nd) '94

Kentucky

Born: March 19, 1971

Phoenix, Ariz.

How Acquired: Marty Moore was drafted by the Patriots with the final selection (222nd player selected) in the 1994 NFL draft ... the Patriots acquired the pick as compensation from the Dallas Cowboys in exchange for quarterback Hugh Millen (4/26/93).

NFL Career GP/GS (regular season 16/4, postseason 1/1): Moore was the last player selected in the 1994 NFL draft, yet started the first three games of the season for the Patriots at inside linebacker – thus becoming the first "Mr. Irrelevant" player to start in his NFL debut. **1994 (16/4, 1/1):** Played in every game as a rookie ... started four regular season games and the Patriots' playoff game at Cleveland at right inside linebacker beside



Vincent Brown ... finished the season with 25 total tackles (16 solos), batted away two passes and forced two fumbles ... finished fourth on the team with 10 special teams tackles (four solos) ... started the first three games of the season replacing Todd Collins, who sustained a knee injury in the final preseason game ... in the season opener (9/4) he forced a Terry Kirby fumble on Miami's first offensive series, which was recovered by Myron Guyton at the

New England 38-yard line and resulted in a Patriots touchdown ... finished his rookie debut with game highs in three categories – tackles (six), passes defended (two, tied) and forced fumbles (one) ... recorded a season-high nine tackles (four solos) the following week vs. Buffalo (9/11) and recorded his second forced fumble in as many games ... recorded one defensive stop and one special teams stop in his third start (9/18) at Cincinnati ... played in a reserve role when Collins returned for the fourth game of the season ... was second on the team with 16 tackles after three games ... played mostly on special teams through Week 11, when Collins suffered a season-ending injury ... split time with David Bavaro at RILB for the final seven weeks of the season ... started in the season finale at Chicago and recorded two tackles ... started the Patriots' playoff game at Cleveland and finished with five tackles.

College: Moore completed his collegiate career (1989-93) with 462 tackles, two forced fumbles, three fumble recoveries, five interceptions with one touchdown and three quarterback sacks ... his 462 tackles ranked fourth on Kentucky's all-time list ... led Kentucky in tackles his last three seasons ... led the Southeastern Conference in tackles his sophomore and junior seasons ... started the final 34 games of his collegiate career ... selected first-team All-SEC as a senior (1993) ... recorded 116 tackles (81 solos), intercepted three passes (55 yards) and forced two fumbles ... selected second-team All-SEC by AP as a junior (1992) ... led the conference with 148 tackles, an average of 13.4 stops per game ... amassed a season-high 19 tackles at Cincinnati ... selected first-team Sophomore All-American by *Football News* ... led the SEC and set a Kentucky school record with 183 tackles, an average of 16.6 tackles per game ... ranked third nationally in total tackles with double-digit performances in every game ... registered 19 tackles in his first collegiate start, the 1991 season opener vs. Miami (Ohio) ... redshirted as a freshman.

Personal: Martin Neff Moore was born the son of Carol Ann Ruck on March 19, 1971 in Phoenix, Ariz. ... was a two-time all-district and all-region selection and earned all-state honors as a senior at Highlands High in Fort Thomas, Ky. ... earned three letters in football, playing middle linebacker and fullback ... rushed for 986 yards and 10 touchdowns as a senior, including a 268-yard effort with three scores in his prep finale vs. Bell County (Ky.) High ... led the Bluebirds to a 28-7 record during his three-year career ... also lettered in basketball ... majored in vocational education at Kentucky and had two 4.0 GPA semesters and graduated with a 3.3 cumulative GPA ... Marty is married to the former Wendy Ganote.

Extra Points

- Marty was the last player selected in the 1994 NFL Draft (222nd overall) and was bestowed the title of "Mr. Irrelevant '94." He became the first "Mr. Irrelevant" recipient to start in his NFL debut when he replaced Todd Collins in the starting lineup at Miami (9/4/94).
- Marty enjoys hunting and fishing.

MARTY MOORE'S NFL STATISTICS Regular Season Defensive Statistics


| Year Team | G/S | TT | UT | A | S-Yds | I-Yds | PD | FF | FR | SpT |
|---------------|------|----|----|---|-------|-------|----|----|----|-----|
| 1994 Patriots | 16/4 | 25 | 16 | 9 | 0-0 | 0-0 | 2 | 2 | 0 | 10 |

Postseason Defensive Statistics

| Year Team | G/S | TT | UT | A | S-Yds | I-Yds | PD | FF | FR | SpT |
|---------------|-----|----|----|---|-------|-------|----|----|----|-----|
| 1994 Patriots | 1/1 | 5 | 5 | 0 | 0-0 | 0-0 | 0 | 0 | 0 | 0 |



83 WILL MOORE



Wide Receiver

6-2 • 180 • 1st Year

Free Agent '95

Texas Southern

Born: February 21, 1970

Dallas, Texas

VETERANS

How Acquired: Will Moore signed with the Patriots as an unconditional free agent on April 3, 1995 after playing three seasons with the Calgary Stampeders of the Canadian Football League.

CFL Career: Moore developed into one of the CFL's premier wide receivers in his last two seasons in the league ... accumulated 120 receptions for 1,913 yards (15.9 avg.) and 23 touchdowns in his career ... in 1994, he caught 44 passes for 792 yards (18.0 avg.) and 11 touchdowns while helping Calgary to a 15-3 overall record ... recorded a career-high 73 receptions for 1,083 yards and 12 touchdowns in 1993 in his first year as a starter ... caught six passes for 150 yards vs. Winnipeg (8/3/93) ... also totaled six receptions for 124 yards and two touchdowns vs. Sacramento (10/30/93) ... finished second on the team in receiving ... played on special teams and recorded three tackles on coverage units ... earned player of the game honors on three occasions ... would have been a contender for the Rookie of the Year award had it not been for the one game that he played in 1992, which made him ineligible for the award ... made five receptions for 57 yards despite bad weather in the Western Final playoff game ... played in all 18 games, plus both of Calgary's playoff games ... played in just one game in 1992 in Hamilton (11/1) ... caught three passes for 38 yards ... spent most of the season on the Stampeders' practice squad.

College: A four-year letterman at Texas Southern University (1988-91) ... ranks fifth among the school's all-time leading receivers with 129 career receptions for 1,924 yards and 24 touchdowns ... caught 29 of those passes for 427 yards and six TDs as a senior ... voted team's most valuable player in 1990 ... named the team's most outstanding offensive player in 1989.


Personal: Will Moore was born February 21, 1970 in Dallas, Texas ... attended David D. Carter High in Dallas, Texas where he lettered track and field in addition to football ... enjoys playing basketball and dancing ... won the Stampeders talent show in 1992 with his dance routine ... majored in business at Texas Southern ... single.

WILL MOORE'S CFL STATISTICS
Regular Season Receiving Statistics

| Year | Team | G | No | Yds | Avg | Lg | TD |
|--------------|---------|----|-----|------|------|----|----|
| 1992 | Calgary | 1 | 3 | 38 | 12.7 | 16 | 0 |
| 1993 | Calgary | 18 | 73 | 1083 | 14.8 | 55 | 12 |
| 1994 | Calgary | 18 | 44 | 792 | 18.0 | 40 | 11 |
| Totals-3 yrs | | 37 | 120 | 1913 | 15.9 | 55 | 23 |



5 PAT O'NEILL

**Punter****6-1 • 200 • 2nd Year****Draft: 5 (135th) '94****Syracuse****Born: February 9, 1971****Scott AFB, Ill.**

How Acquired: Pat O'Neill was drafted by the Patriots in the fifth round (135th player selected) of the 1994 NFL draft ... the selection was acquired from Arizona, along with the Cardinals' fourth-round selection (121st overall - John Burke) in exchange for the Patriots' fourth-round selection (107th overall - Perry Carter).

NFL Career GP/GS (regular season 16/0, postseason 1/0):

O'Neill was the first punter selected in the 1994 NFL draft and proved to be worth the investment as he handled the Patriots punting and kickoff responsibilities throughout the season ... he has a very strong leg and

can be used on long field goal attempts ... missed his only field goal attempt of the season, a 47-yarder. **1994 (16/0, 1/0):** Selected to all-rookie teams by *Pro Football Weekly*, *College and Pro Football Newsweekly* and *Football News* ... honored as the 1776 Quarterback Club's Special Team Player of the Year ... averaged 41.2 yards on 69 punts with a net average of 35.7 yards ... 25 of his 69 punts landed inside the 20 ... booted a 67-yarder vs. Buffalo (12/18) his longest of the season and the second-longest in the NFL in 1994 ... earned AFC Special Teams Player of the Week honors for his effort against the Bills, which included three kicks for 143 yards, an average of 47.7 per kick ... had his best game at Detroit (9/25) when he punted four times for 217 yards (54.3 avg.) with a long of 62 yards and booted all six kickoffs into the end zone (two were downed) against one of the league's most dangerous return men, Mel Gray ... punted eight times vs. Green Bay (10/2) and Minnesota (11/13), his career high.

College: O'Neill lettered four seasons at Syracuse (1989-93) as a punter and handled both the punting and placekicking chores during his senior season ... handled the kickoff responsibilities throughout his collegiate career ... he took return men out of the game by kicking a total of 179 kickoffs into the end zone ... only 98 of his 261 kickoffs were returned (37.5 percent) ... totaled 170 punts for a 41.1-yard average and only had one punt blocked in four years ... earned GTE/CoSIDA Academic All-American honors ... earned third-team All-American honors and first team All-Big East Conference honors ... punted 44 times with a 44.3 yard average (1,950 yards) ... scored 61 points on 10 of 17 field goals and made all 31 extra point attempts ... converted all five extra point attempts and three field goals, including a career-long 50-yarder in the season opener vs. Ball State (9/4) ... ranked eighth in the nation with a 40.1-net yard punting average in 1992 ... boomed a 72-yard punt vs. Maryland in 1991 (a school record) and earned first-team all-conference honors ... redshirted as a freshman in 1989.

Extra Points

- Pat completed his first semester as a doctoral student at Syracuse's Institute for Sensory Research. He has a fellowship to pursue an advanced degree in neuroscience, which he plans to fulfill during the NFL's offseason.
- Won the Jim Nance Award for his work with children.
- When Pat was in high school, he attended a Matt Bahr kicking camp.



Personal: Patrick James O'Neill was born on February 9, 1971 at Scott Air Force Base in Illinois ... one of three sons of Peter and Alice O'Neill ... All-Mid Penn Conference first-team kicker and second-team punter at Red Land High in Harrisburg, Pa. ... earned York County All-Star honors as a senior ... converted 41 of 50 career PATs and eight of 15 field goals, with a long of 46 yards ... averaged 37.5 yards per punt ... played in the Pennsylvania "Big 33" All-Star game in 1989 ... earned all-conference honors and was a York County All-Star in soccer ... lettered in swimming and track ... recipient of the Pennsylvania Higher Education Award ... graduated second in a class of 309 students ... graduated with a degree in bio-engineering at Syracuse and returned in the 1995 offseason to work on his academic PhD ... single.

PAT O'NEILL'S NFL STATISTICS**Regular Season Punting**

| Year | Team | No | Yds | Avg | TB | In20 | Lg | Blk | Net Avg |
|------|----------|----|-------|------|----|------|----|-----|---------|
| 1994 | Patriots | 62 | 2,841 | 41.2 | 6 | 25 | 67 | 0 | 35.7 |

Regular Season Placekicking

| Year | Team | 0-29 | 30-39 | 40-49 | 50+ | Total |
|------|----------|------|-------|-------|-----|-------|
| 1994 | Patriots | 0/0 | 0/0 | 0/1 | 0/0 | 0/1 |

Postseason Punting

| Year | Team | No | Yds | Avg | TB | In20 | Lg | Blk | Net Avg |
|------|----------|----|-----|------|----|------|----|-----|---------|
| 1994 | Patriots | 4 | 169 | 42.3 | 0 | 3 | 51 | 0 | 42.0 |

Additional Postseason Statistics

Passing – 1994 (1 for 1, 21 yards)

Single-Game Career Highs


Punts – 8 (twice) Most recent vs. Minnesota (11/13/94)

Punting Yards – 332 yards (8 punts) vs. Green Bay (10/2/94)

Punting Average – 54.3 yard avg. (3 punts) at Detroit (9/25/94)

Longest Punt – 67 yards at Buffalo (12/18/94)

Punts inside the 20 – 4 vs. Minnesota (11/13/94)

93 MIKE PITTS**Defensive End**

6-5 • 277 • 13th Year

UFA (Philadelphia) '93

Alabama

Born: Sept. 25, 1960

Pell City, Ala.

Transactions: Mike Pitts was signed by the Patriots on June 7, 1993 as an unrestricted free agent from the Philadelphia Eagles ... originally drafted by the Birmingham Stallions in the 1983 territorial draft ... selected by Atlanta in the first round (16th player selected) of the 1983 NFL draft ... signed with Falcons July 16, 1983 ... granted free agency February 1, 1987 ... re-signed with Falcons and traded to Philadelphia for DE Greg Brown (September 7, 1987)

Extra Points

- Mike's cousins include Charles Barkley (Phoenix Suns), Warren Kid (Philadelphia 76ers) and running back Ricky Porter (formerly with the Lions, Colts and the Memphis Showboats of the USFL).
- Mike owns a uniform apparel company named Pitts Athletics in Duluth, Ga.



... granted free agency February 1, 1991 ... re-signed by Eagles (8/15/91)
 ... granted unconditional free agency on March 1, 1993 ... signed with the Patriots on June 7, 1993 ... released (8/30/93) and re-signed (8/31/93) ... granted unconditional free agency (2/17/94) and re-signed March 4, 1994 ... granted unconditional free agency (2/15/94) and re-signed April 7, 1995.

NFL Career GP/GS (regular season 169/124, postseason 5/5): Pitts helped form one of the most dominant defensive lines in all of football (Pitts, Reggie White, Jerome Brown, Clyde Simmons) during his six seasons in Philadelphia ... now in his 13th season, he is the senior member of the Patriots' defense. **1994 (16/16, 1/1):** Started every game for the Patriots at left defensive end ... finished the season with 43 total tackles (33 solos) and a sack ... recovered two fumbles, forced another and batted down three passes ... recorded six tackles and had one of the team's two sacks on the day at Cleveland (1/1/95) in the Patriots' playoff game ... also recovered an Eric Metcalf fumble and blocked a 50-yard field goal attempt in the game ... posted five solo tackles and recovered a Jim Kelly fumble which resulted in a Patriots touchdown vs. Buffalo in the home-opener (9/11/94) ... registered four solo stops the following week and recovered a David Klingler fumble which resulted in a field goal in the Patriots' 31-28 victory over Cincinnati (9/18) ... recorded his 800th career tackle in the Patriots' 26-20 overtime victory vs. Minnesota (11/13) ... forced a Carwell Gardner fumble, which was picked up and returned 25 yards for a touchdown by Ricky Reynolds during a 41-17 victory at Buffalo (12/18). **1993 (16/15):** Opened the season as a reserve and recorded three tackles at Buffalo (9/5) ... started the next 15 games at left defensive end ... finished sixth on the Patriots with 75 total tackles, including three sacks ... forced his only fumble of the season when he stripped Thurman Thomas of the ball vs. Buffalo (11/7) ... recorded a season-high 12 stops vs. Seattle (9/19) ... dropped Jeff George for his first of three sacks as a Patriot at Indianapolis (10/31). **1992 (11/3-Philadelphia):** Played in 11 games for the Philadelphia Eagles, starting the final three at left defensive tackle ... helped the Eagles to an 11-5 regular season record and a return to the playoffs ... sustained a preseason back injury and started the season on injured reserve ... returned to the active list for Game Six and slowly worked his way back into the starting lineup ... registered his first sack of the season at Green Bay (11/15) ... caught Steve Young twice at San Francisco (11/29), the only sacks recorded by the Eagles, on consecutive plays ... started the following week vs. Minnesota (12/6) at left defensive tackle. **1991 (16/15-Philadelphia):** Played in all 16 regular season games, starting all but one ... finished the season with 100 tackles (58 solos), two forced fumbles, one fumble recovery and two sacks ... compiled a season-high 13 tackles vs. San Francisco (10/27) ... recorded one of the Eagles' team record 11 sacks vs. Dallas' Troy Aikman (12/15) ... considered one of the best run-stoppers in the league. **1990 (4/3-Philadelphia):** Registered three sacks in his first two games before suffering a left knee injury vs. Phoenix (9/16) early in the season ... named defensive player of the game in the season opener at New York (9/9) and followed with back-to-back first quarter sacks vs. Phoenix (9/16) before his injury in the fourth quarter ... underwent arthroscopic surgery (9/19) and returned to the active roster after 12 weeks of rehabilitation (12/21) ... started a week later at Phoenix (12/29) and in the Wild Card Playoff game vs. Washington (1/5/91) ... finished the season with 18 tackles (14 solos) and three sacks, despite playing in only four games. **1989 (16/16-Philadelphia):** Started every game and contributed seven sacks to help set a team record of 62 sacks on the season ... credited with two sacks vs. San Francisco (9/24) ... helped the Eagles to an 11-5 record ... finished the season with 110 tackles (63 solos), three pass deflections, two fumble recoveries, seven sacks and 47 quarterback hurries ... his fumble recovery against the Giants set up a game-winning touchdown. **1988 (16/16-Philadelphia):** Ranked fifth on the Eagles' defensive charts with a career-high 121 tackles (80 solos) and three pass deflections ... added 1.5 sacks with 42 quarterback pressures ... amassed a career-high 18 tackles (13 solos) in a clash at Cleveland (10/16) ... considered by then head coach Buddy Ryan as the Eagles' "most consistent defensive lineman." **1987 (12/6-Philadelphia):**



Acquired by the Eagles from Atlanta for defensive end Greg Brown (9/7) ... played in all 12 non-strike games and started the last five ... led the team with four fumble recoveries ... earned a game ball at New England (11/27) after he recorded two sacks and returned a fumble 21 yards to set up a touchdown. **1986 (16/0-Atlanta):** A defensive tackle in his first three seasons in the league, Pitts played out of position when the Falcons made the transition from the 4-3 to the 3-4 defensive alignment ... despite limited playing time, he still recorded 5.5 sacks and 34 tackles (24 solos) ... blocked the second field goal of his career at Cleveland (10/16). **1985 (16/16-Atlanta):** Recorded a career-high 7.5 sacks and finished the season ranked third on the team with 102 tackles (61 solos) ... intercepted his first and only career interception vs. the Rams (9/8) ... forced two fumbles and recovered another ... started every game for the Falcons. **1984 (14/14-Atlanta):** Started 14 games before a knee injury forced him to miss the final two games of the season ... finished the year with 88 tackles (51 solos) and 5.5 sacks. **1983 (16/4-Atlanta):** Played in every game with four starts as a rookie ... totaled 75 tackles and seven quarterback sacks while earning NFL all-rookie honors ... registered his first blocked field goal in a game at New Orleans (9/8) ... ravaged the New York Jets (10/23) for a career-high three sacks.

College: Played as a stand-up defensive end for the legendary head coach Paul "Bear" Bryant at Alabama ... was a backup to future NFL all-pro E.J. Junior (Cardinals, Dolphins) in his first two seasons before earning All-American honors himself as a junior and senior ... was a first-team All-American as selected by UPI, *The Sporting News*, *Football News* and *College and Pro Football Newsweekly* ... named second-team All-America by Associated Press ... invited to play in the Hula and Senior Bowl all-star games ... amassed 214 total tackles and picked off two passes during his career ... compiled 14 quarterback sacks as a junior, while totaling 22 career sacks for the Crimson Tide ... added 26 tackles for losses in his final two seasons.

Personal: Michael Anthony Pitts was born on September 25, 1960 in Pell City, Ala. ... an All-American, all-state and all-metro prep selection while playing defensive end and wide receiver at Polytechnic High in Baltimore, Md. ... won the state championship and played one year of lacrosse in high school ... majored in advertising at Alabama ... was nominated as the Outstanding Young Man of America in 1989 ... is a member of "Athletes for Kids," a national organization whose members speak to youngsters about staying in school and about the dangers of drug and alcohol abuse ... is also active in the "Just Say No to Drugs" campaign ... Mike and his wife, Eugenie James Pitts, each operate their own businesses in Atlanta, Ga. ... Mike owns a team uniform supplier and his wife owns and operates a day spa for women called Eugenie's Pampering Palace ... Mike has one son, Michael Jr. (7/1/87).

MIKE PITTS' NFL STATISTICS
Regular Season Defensive Statistics

| Year | Team | G/S | TT | UT | A Sacks | I-Yds | PD | FF | FR |
|----------------------|----------|----------------|------------|------------|------------|-------------|------------|--------------|-----------|
| 1983 | Falcons | 16/4 | 75 | 49 | 26 | 7.0 | 0-0 | na | 2 1 |
| 1984 | Falcons | 14/14 | 88 | 51 | 37 | 5.5 | 0-0 | na | 0 2 |
| 1985 | Falcons | 16/16 | 102 | 61 | 41 | 7.5 | 1-1 | na | 2 1 |
| 1986 | Falcons | 16/0 | 34 | 24 | 10 | 5.5 | 0-0 | na | 2 2 |
| 1987 | Eagles | 12/6 | 29 | 21 | 8 | 2.0 | 0-0 | na | 0 4 |
| 1988 | Eagles | 16/16 | 121 | 80 | 41 | 1.5 | 0-0 | 3 1 | 0 |
| 1989 | Eagles | 16/16 | 110 | 63 | 47 | 7.0 | 0-0 | 3 0 | 2 |
| 1990 | Eagles | 4/3 | 18 | 14 | 4 | 3.0 | 0-0 | 0 0 | 0 |
| 1991 | Eagles | 16/15 | 100 | 58 | 42 | 2.0 | 0-0 | 2 2 | 1 |
| 1992 | Eagles | 11/3 | 19 | 16 | 3 | 4.0 | 0-0 | 1 0 | 0 |
| 1993 | Patriots | 16/15 | 75 | 51 | 24 | 3.0 | 0-0 | 0 1 | 0 |
| 1994 | Patriots | 16/16 | 43 | 33 | 10 | 1.0 | 0-0 | 3 1 | 2 |
| Totals-12 yrs | | 169/124 | 814 | 521 | 293 | 49.0 | 1-1 | 12 11 | 15 |

**Additional Statistics**

Blocked Field Goals (2) – 1983 (1), 1986 (1)

Blocked PAT's – 1986 (1)

Postseason Defensive Statistics

| Year | Team | G/S | TT | UT | A | S-Yds | I-Yds | PD | FF | FR |
|---------------------|----------|-----|----|----|---|-------|-------|----|----|----|
| 1988 | Eagles | 1/1 | 6 | 3 | 3 | 0-0 | 0-0 | 0 | 0 | 0 |
| 1989 | Eagles | 1/1 | 0 | 0 | 0 | 0-0 | 0-0 | 0 | 0 | 0 |
| 1990 | Eagles | 1/1 | 5 | 4 | 1 | 0-0 | 0-0 | 0 | 0 | 0 |
| 1992 | Eagles | 1/1 | 0 | 0 | 0 | 0-0 | 1-3 | 1 | 0 | 0 |
| 1994 | Patriots | 1/1 | 6 | 5 | 1 | 1-4 | 0-0 | 0 | 0 | 1 |
| Totals-5 yrs | | 5/5 | 17 | 12 | 5 | 1-4 | 1-3 | 1 | 0 | 1 |


Single-Game Career Highs

Tackles – 18 at Cleveland (10/16/88)

Unassisted Tackles – 13 at Cleveland (10/16/88)

Sacks – 3 at N.Y. Jets (10/23/83)

Interceptions – 1 vs. Rams (9/8/85)

75 LEONARD RAY JR.**Defensive End****6-3 • 297 • 1st Year****Free Agent '94****Louisville****Born: August 23, 1971****Port St. Joe, Fla.**

Transactions: Leonard Ray signed with the Patriots and was placed on their practice squad on December 30, 1994 ... signed on for the 1995 season a week later (1/4/95) ... originally signed with the New York Giants as a rookie free agent on April 29, 1994 ... waived by the Giants on August 28, 1994.

NFL Career GP/GS (regular season 0/0):

Ray is one of six defensive linemen that Patriots head coach Bill Parcells has imported in the last year to compete for a roster position ... much like the others, Ray is a large prospect, standing 6-feet-3-inches and weighing 297 pounds ... recorded three tackles despite limited playing time in four pre-season games with the Giants in 1994.

College: Totaled 176 tackles during his collegiate career at Louisville (1989-93) ... recorded 50 tackles (33 solos), four behind the line of scrimmage and a quarterback sack as a senior in 1993 ... posted a season-high 11 tackles (nine solos) and a 12-yard sack vs. West Virginia ... recorded a career-high with 56 tackles as a sophomore in 1991 ... redshirted as a true freshman in 1989.


Personal: Leonard Ray Jr. was born the son of Leonard and Fredonia Ray on August 23, 1971 in Port St. Joe, Fla. ... earned all-state honors as the captain of the Port St. Joe football team in 1988 ... tabbed a Blue Chip prospect by *Lindy's* ... majored in communications at Louisville ... single.

Extra Points

- Leonard was the leading fund-raiser for the Kentucky chapter of the National Kidney Foundation.
- Leonard was a Blue Chip prep football player at Port St. Joe (Fla.) High.



23 TERRY RAY

**Safety****6-1 • 205 • 4th Year****Waivers (Atlanta) '93****Oklahoma****Born: Oct. 12, 1969****Belgium**

How Acquired: Terry Ray was claimed by the Patriots on waivers from the Atlanta Falcons on August 31, 1993 ... granted free agency February 15, 1995 and re-signed with the Patriots on April 21, 1995 ... he was originally drafted by the Atlanta Falcons in the sixth round of the 1992 NFL draft (158th player selected) ... signed by the Falcons on July 27, 1992 ... released August 30, 1993.

Extra Points

- Terry's wife, Marie, helped start the Georgia State Lottery while Terry was playing with the Falcons.
- Terry's brother, Darrol, played for the New York Jets from 1980 - 1986.
- Terry owns a moving company in Austin, Texas called Pony Express.

NFL Career GP/GS (regular season 41/3, postseason 1/0): Ray has seen limited action in his first three NFL seasons, but will compete for the starting position at free safety in 1995 ... has accumulated 53 total tackles, despite only starting in three games during his career. **1994 (16/0, 1/0):** Played in every game on special teams and in reserve duty defensively ... posted only five tackles in limited action, but finished second on the team with 15 special teams tackles ... intercepted the second pass of his career vs. Indianapolis (12/11), which he returned 2 yards ... intercepted his second pass of the game at the New England one-yard line (vs. Indianapolis), but the play was negated by a defensive holding penalty. **1993 (15/1):** Listed among the Patriots' inactives for the season opener at Buffalo (9/5) after being claimed off waivers from Atlanta the week before ... played in each of the remaining 15 games for the Patriots and started the season finale vs. Miami (1/2/94) ... made the most of his starting opportunity, recording a career-high 11 tackles in the Patriots' 33-27 overtime victory which knocked Miami out of the playoffs ... had only seven tackles in his previous 14 appearances of the season ... intercepted his first NFL pass in the Patriots' 7-2 victory over Cincinnati (12/12) ... made season-long contributions on special teams ... finished the season ranked second on the team with nine special teams tackles. **1992 (10/2-Atlanta):** Played in 10 games in his rookie campaign and started two games when Scott Case suffered a torn pectoral muscle in the third week of the season ... credited with 30 tackles (15 solos) and six special teams stops ... recorded a season-high eight tackles vs. Chicago (9/27) ... started his second game of the season vs. Green Bay (10/4) and recovered his first career fumble.

College: Four-year letterman at Oklahoma (1988-91) ... finished his collegiate career with 188 career tackles, the third most by a Sooner defensive back ... added seven interceptions and 23 passes defended during his Sooner career ... recorded 54 tackles (35 solos) and three interceptions as a senior in 1991 ... finished second among Sooner defensive backs in tackles with 50 in 1990 and earned all-Big Eight honors following his junior campaign



... recorded a career-high 13 tackles in a game vs. Colorado that season ... in 1989, he recorded a single-season, career-high 70 tackles ... in 1988, he was one of only four freshmen to letter in football.

Personal: Terry Ray was born on October 12, 1969 in Belgium ... played running back and defensive back at Ellison High in Killeen, Texas ... earned a hard-hitting reputation and was referred to as "perhaps the best one-on-one defender in the state" by one Texas newspaper ... as a senior, he rushed for 114 yards, intercepted four passes, returned eight punts for 138 yards and blocked six kicks ... worked for two seasons at Earl Campbell's football camp in San Marcos, Texas ... majored in communications at Oklahoma ... older brother, Darrol, also attended Oklahoma, before playing professionally for the New York Jets (1980-1985) ... a computer game enthusiast who lists John Madden's Sega Series among his favorites ... collects shot glasses ... Terry and his wife, Marie Elizabeth, reside in Providence, R.I.

TERRY RAY'S NFL STATISTICS

Regular Season Defensive Statistics

| Year Team | GP/GS | TT | UT | A | S-Yds | I-Yds | PD | FF | FR | SpT |
|---------------------|-------------|-----------|-----------|-----------|------------|------------|----------|----------|----------|-----------|
| 1992 Falcons | 10/2 | 30 | 15 | 15 | 0-0 | 0-0 | 0 | 0 | 1 | 6 |
| 1993 Patriots | 15/1 | 18 | 8 | 10 | 0-0 | 1-0 | 3 | 0 | 0 | 9 |
| 1994 Patriots | 16/0 | 5 | 5 | 0 | 0-0 | 1-2 | 2 | 0 | 0 | 15 |
| Totals-3 yrs | 41/3 | 53 | 28 | 25 | 0-0 | 2-2 | 5 | 0 | 1 | 30 |

Postseason Defensive Statistics

| Tackles | GP/GS | TT | UT | A | S-Yds | I-Yds | PD | FF | FR | SpT |
|---------------|-------|----|----|---|-------|-------|----|----|----|-----|
| 1994 Patriots | 1/0 | 0 | 0 | 0 | 0-0 | 0-0 | 0 | 0 | 0 | 0 |

Single-Game Career Highs


Tackles – 11 vs. Miami (1/2/94)

Unassisted Tackles – 6 vs. Chicago (9/27)

Assists – 6 vs. Miami (1/2/94)

Interceptions – 1 vs. Cincinnati (12/12/93)

21 RICKY REYNOLDS



Cornerback

5-11 • 190 • 9th Year

UFA (Tampa Bay) '94

Washington State

Born: January 19, 1965

Sacramento, Calif.

Transactions: Ricky Reynolds signed with the New England Patriots as an unrestricted free agent on April 11, 1994 after the Tampa Bay Buccaneers removed his "transition player" status ... originally drafted by the Buccaneers in the second round of the 1987 NFL draft (36th player selected) and signed July 18, 1987 ... granted free agency (2/1/92) and re-signed with the Buccaneers on August 18, 1992 ... designated one of the Buccaneers' two transition players on February 25, 1993 ... granted unconditional free agency (2/17/94).

NFL Career GP/GS (regular season 120/113, postseason 1/1): Reynolds has been an NFL starter and a consistent one-on-one coverage defender since being drafted in 1987 ... scored two touchdowns in 1994, the fourth and fifth of his career ... he has now scored twice on interception returns, twice on fumble recovery returns and once on the return of a blocked punt



... owns the Tampa Bay record with 118 career passes defended and remains third among Tampa Bay's all-time interception leaders with 17 career picks. **1994 (15/10, 1/1):** Started 10

games at left cornerback, including the final seven games during the Patriots' seven-game win streak ... finished eighth on the team with 57 total tackles (50 solos) ... recovered two fumbles, one of which was re-

turned for a touchdown ... recorded two sacks, the fourth and fifth of his career and intercepted the 18th pass of his career ... started the first three games of the season ... led the Patriots (tied with Chris Slade) with a 10-tackle effort in the home opener vs. Buffalo (9/11) ... 10 tackles tied a career-high by the eight-year veteran set at Minnesota (10/1/89) ... active, but did not play vs. Detroit (9/25) ... played in a reserve role and in nickel defenses vs. Green Bay (10/2), vs. the Raiders (10/9), at the Jets (10/16), vs. Miami (10/30) and at Cleveland (11/6) ... forced a fumble and recorded his first sack of the season at New York (10/16) in reserve action ... recorded five solo tackles, including his second sack of the game vs. San Diego (11/20) ... intercepted a Boomer Esiason pass and returned it 11 yards for a touchdown in a 24-13 victory over the Jets (12/4), the fourth touchdown of his career ... scored again two weeks later in a 41-17 victory at Buffalo (12/18) when he returned a fumble 25 yards for a touchdown ... recovered a second fumble, which resulted in another touchdown ... recorded seven solo stops in the game ... recorded six solo tackles in the Patriots' 13-3 playoff-clinching victory over Chicago (12/24) ... closed out the year with seven solo stops in the playoff game at Cleveland (1/1/95).

1993 (14/13-Tampa Bay): Started 13 games for the Bucs, 11 at right cornerback and two at left cornerback ... had his 50 game consecutive starting streak snapped when he was listed inactive against Detroit (10/3) due to a shoulder injury ... finished the season with 60 total tackles, including his third career sack and an interception ... limited Green Bay's All-Pro wide out Sterling Sharpe to just 43 yards receiving on six catches ... turned in a season-high eight tackles and two passes defended vs. San Francisco (11/14) ... recorded seven tackles at Chicago (9/26) ... snared his only interception of the season, the 17th of his career, at the Giants (9/12). **1992 (16/16-Tampa Bay):** Started every game at left cornerback and set a Bucs

record with 24 passes defended (unofficial statistic) ... earned All-Pro recognition from *Pro Football Weekly* following the season ... recorded at least two passes defended in seven games and knocked away a season-high five pass attempts vs. Indianapolis (10/4) ... turned in a stellar performance vs. Green Bay (9/13) when he recorded eight tackles, forced a Harry Sydney fumble, returned another fumble for a touchdown and intercepted his first pass of the season in a 31-3 triumph ... he was selected *The Sporting News*' NFL Defensive Player of the Week for his performance ... registered six tackles, including the second sack of his career, and two passes defended in a 20-17 victory vs. Chicago (11/5) ... his second interception of the season came vs. Minnesota (11/8). **1991 (16/16-Tampa Bay):** Started all

16 games at left cornerback and recorded 45 tackles ... recorded his first NFL sack at Minnesota (11/3) when he knocked quarterback Rich Gannon out of bounds for a two-yard loss ... intercepted passes at Detroit (9/29) and vs. Green Bay (10/27) ... his interception vs. Green Bay was a spectacular, diving grab in the end zone ... led the Bucs with 10 passes defended.

Extra Points

- Ricky's cousins include Milwaukee Brewers left fielder Greg Vaughn and former major leaguer Jerry Royster, who is currently the third base coach of the Colorado Rockies.
- Ricky is the only player to intercept Joe Montana twice in one game.
- He is an avid fisherman who aspires to take up the sport professionally after his NFL career. He caught a 35 lbs. King fish during the '95 offseason.



1990 (15/15-Tampa Bay): Started the final 15 games at left corner ... missed the season opener at Detroit (9/9) after an extended holdout ... signed prior to the start of the season, but was designated as a roster exemption for the first game and was not activated until September 14 ... finished the season with 49 total tackles, three interceptions and 13 passes defended ... recorded a season-high seven tackles at Minnesota (9/30) ... grabbed one interception apiece vs. Dallas (10/21), Atlanta (12/2) and at Chicago (12/23) ... earned Special Teams Player of the Week honors following a three-tackle outing vs. Detroit (9/23) ... blocked one kick, the third of his career, on a field goal attempt vs. Chicago (11/4). **1989 (16/15-Tampa Bay):** Started the first 15 games of the season at left cornerback, but had his 43-game consecutive starting streak snapped in the season finale vs. Pittsburgh (12/24) due to an ankle injury ... he was able to play in the game and intercepted his fifth pass of the season, a career-high ... recorded 71 tackles during the year, the third straight season to exceed the 70-tackle plateau ... scored his first and second career touchdowns in back-to-back games, a 68-yard interception return vs. Detroit (10/15) and a 33-yard return of his own blocked punt at Washington (10/22) ... one of his most memorable performances came against San Francisco (9/17) when he intercepted two Joe Montana passes and broke up five additional attempts ... selected as the Bucs' Player of the Game against both San Francisco and Detroit (10/15) ... recorded a career-high 10 tackles at Minnesota (10/1) ... intercepted a pass vs. Green Bay (12/3). **1988 (16/16-Tampa Bay):** Started every game for the Bucs and recorded a career-high 74 tackles (64 solos) ... led the team with 22 passes defended ... finished the year with four interceptions ... first career interception came at New Orleans (9/25) ... remaining interceptions were recorded at Indianapolis (10/16), vs. Buffalo (12/4) and at New England (12/11) ... totaled a season-high nine tackles on two occasions – vs. Miami (10/30) and at Detroit (11/13). **1987 (12/12-Tampa Bay):** Started every non-strike game for the Bucs at left cornerback ... started in his NFL debut, a 48-10 victory over Atlanta ... selected by *Pro Football Weekly* as the NFL's top rookie cornerback ... led all Bucs defensive backs and finished second on the team with 70 total tackles (58 solos) ... led the team with 16 passes defended ... totaled a season-high six tackles, two passes defended, a forced fumble and a pair of special teams tackles vs. Chicago (10/25).

College: A four-year letterman and three-year starter at Washington State (1983-86) ... finished his collegiate career with 179 tackles, six interceptions, 27 passes defended and four blocked kicks ... in 1986, he finished second on the team in tackles with 77 and led the Cougars with 12 passes defended and three blocked kicks ... he blocked two kicks in one game against San Jose State ... following the season, he was selected to play in the annual Blue-Gray All-Star Game ... as a junior, he returned a blocked punt 35 yards for a touchdown.

Personal: Derrick Scott Reynolds was born on January 19, 1965 in Sacramento, Calif. ... a prep star in football and track at Luther Burbank High in Sacramento, Calif. ... he played running back and defensive back and was one of the school's top sprinters (10.6 in the 100 meters) ... his wife, Pamela Qualls Reynolds, was also a track star at Burbank High and Washington State ... the two were very active in the Tampa community, and both acted on the board of directors for the Rembrandt Boys and Girls Club in Tampa ... Ricky has worked closely with the Center of Excellence to form the Ricky Reynolds "A Team" - an organization which rewards children for earning high grades ... he is also a member of the board of directors of the Tampa chapter of Daytop, a national drug and alcohol counseling program ... majored in sociology at Washington State ... has studied the art of tae kwon do and enjoys working on complicated jigsaw puzzles ... Ricky and Pam have two children, Renea Nicole (8/10/92) and Darius Lamar (2/25/94).

**RICKY REYNOLDS' NFL STATISTICS****Regular Season Defensive Statistics**

| Year | Team | G/S | TT | UT | A | S-Yds | PD | FF | FR | SpT |
|------|------------|-------|----|----|----|-------|----|----|----|-----|
| 1987 | Buccaneers | 12/12 | 70 | 58 | 12 | 0-0 | 16 | 2 | 0 | 3 |
| 1988 | Buccaneers | 16/16 | 74 | 64 | 10 | 0-0 | 22 | 1 | 1 | 1 |
| 1989 | Buccaneers | 16/15 | 71 | 66 | 5 | 0-0 | 21 | 2 | 2 | 2 |
| 1990 | Buccaneers | 15/15 | 49 | 36 | 13 | 0-0 | 13 | 0 | 2 | 7 |
| 1991 | Buccaneers | 16/16 | 45 | 33 | 12 | 1-2 | 10 | 1 | 0 | 1 |
| 1992 | Buccaneers | 16/16 | 65 | 56 | 9 | 1-3 | 24 | 1 | 2 | 0 |
| 1993 | Buccaneers | 14/13 | 60 | 50 | 10 | 1-0 | 12 | 1 | 0 | 2 |
| 1994 | Patriots | 15/10 | 57 | 50 | 7 | 2-18 | 6 | 1 | 2 | 0 |

Totals-8 yrs 120/113 491 413 78 5-23 124 9 9 16

Regular Season Interceptions

| Year | Team | No | Yds | Avg | Lg | TD |
|------|------------|----|-----|------|-----|----|
| 1987 | Buccaneers | 0 | 0 | 0.0 | 0 | 0 |
| 1988 | Buccaneers | 4 | 7 | 1.8 | 7 | 0 |
| 1989 | Buccaneers | 5 | 87 | 17.4 | 68t | 1 |
| 1990 | Buccaneers | 3 | 70 | 23.3 | 46 | 0 |
| 1991 | Buccaneers | 2 | 7 | 3.5 | 7 | 0 |
| 1992 | Buccaneers | 2 | 0 | 0.0 | 0 | 0 |
| 1993 | Buccaneers | 1 | 3 | 3.0 | 3 | 0 |
| 1994 | Patriots | 1 | 11 | 11.0 | 11t | 1 |

Totals-8 yrs 18 185 10.3 68t 2

Additional Statistics

Touchdowns (5) – 1989 (2) 68-yard interception return and 33-yard blocked punt return; 1992 (1) fumble return; 1994 (2) 11-yard interception return and 25-yard fumble return

Blocked Kicks (3) – 1987 (1), 1989 (1), 1990 (1)

Postseason Defensive Statistics


| Year | Team | G/S | TT | UT | A | S-Yds | PD | FF | FR | SpT |
|------|----------|-----|----|----|---|-------|----|----|----|-----|
| 1994 | Patriots | 1/1 | 7 | 7 | 0 | 0-0 | 0 | 0 | 0 | 0 |

Single-Game Career Highs

Total Tackles – 10 (twice) Most recent vs. Buffalo (9/11/94)

Interceptions – 2 vs. San Francisco (9/17/89)

Passes Defensed – 5 (twice) Most recent vs. Indianapolis (10/4/92)

94 TIM ROBERTS

Defensive End

6-6 • 318 • 4th Year

RFA (Houston) '95

Southern Mississippi

Born: April 14, 1969

Atlanta, Ga.

Transactions: Tim Roberts signed with the Patriots as a restricted free agent, formerly of the Houston Oilers, on March 6, 1995 ... the Patriots surrendered a fifth-round pick in 1995 (DE Gary Walker) as compensation ... Roberts was originally drafted by the Oilers in the fifth round of the 1992 NFL draft (136th overall) ... signed with Oilers on July 20, 1992 ... granted free agency on February 16, 1995.



NFL Career GP/GS (regular season 24/2, postseason 1/0): Roberts has tremendous size and strength ... received limited playing opportunities behind Houston's All-Pro defensive tackle Ray Childress during his first three seasons with Houston. **1994 (12/2-Houston):** Finished the year with 19 total tackles (15 solos) ... played in as many games in '94 (12) as he had in his previous two seasons ... received only limited playing time, usually in short-yardage situa-

tions, through the first 13 games of the season, but was called upon to replace Glenn Montgomery (knee) at right defensive tackle and contributed a career-high nine tackles (seven solos) vs. Seattle (12/11) ... made his first NFL start the following week vs. Kansas City (12/18) and posted four solo tackles ... started vs. the Jets in the season finale (12/24) and recorded three tackles (two solos). **1993 (6/0, 0/0-Houston):** Played in six games, almost exclusively in short-yardage situations ... did not record any defensive statistics ... played on field goal and P.A.T. special teams units ... listed among Houston's inactives in a playoff loss vs. Kansas City (1/16/94). **1992 (6/0, 1/0-Houston):** Made his NFL debut in the 11th game of the season in a short-yardage situation vs. Miami (11/22) ... played a similar role in each of the Oilers' final six regular season games and their first-round playoff loss at Buffalo (1/3/93) ... recorded his first career tackle in a 17-14 victory over Cleveland (12/20) ... listed among the Oiler inactives for games 2-6 and 10 ... dressed, but did not play in games 1, 7, 8 and 9.

Extra Points

- Tim spends his offseason volunteering time at YMCAs to work with kids.
- Tim is the first restricted free agent the Patriots have ever signed.

College: Roberts totaled 156 tackles (93 solos) and nine sacks during his Golden Eagles career (1987-91) ... posted a career-high effort with 55 tackles (32 solos) and five sacks as a senior in 1991 ... recorded a season-high 12 tackles and a sack vs. Tulsa ... invited to play in the Senior Bowl all-star game ... started at left defensive tackle as a junior and made 46 stops (26 solos), including 10 for losses and four sacks ... posted seven tackles in games against Georgia and Auburn ... credited with 30 hits (19 solos) as a sophomore with a high of five vs. Tulane ... played in nine games as a freshman and made 15 hits ... redshirted as a freshman in 1987.

Personal: Timothy Roberts was born April 14, 1969 in Atlanta, Ga. ... attended Therrell High in Atlanta, Ga. and was captain of his football team ... earned his bachelor's degree in criminal justice from Southern Mississippi ... plans on obtaining a master's degree ... enjoys reading, swimming and playing chess ... single.

TIM ROBERTS' NFL STATISTICS

Regular Season Defensive Statistics


| Year | Team | G/S | TT | UT | A Sacks | Ints | PD | FF | FR |
|---------------------|--------|-------------|-----------|-----------|----------|----------|----------|----------|----------|
| 1992 | Oilers | 6/0 | 1 | 1 | 0 | 0 | 0 | 0 | 0 |
| 1993 | Oilers | 6/0 | 0 | 0 | 0 | 0 | 0 | 0 | 0 |
| 1994 | Oilers | 12/2 | 19 | 15 | 4 | 0 | 0 | 0 | 0 |
| Totals-3 yrs | | 24/2 | 20 | 16 | 4 | 0 | 0 | 0 | 0 |

Postseason Defensive Statistics

| Year | Team | G/S | TT | UT | A Sacks | Ints | PD | FF | FR |
|---------------------|--------|------------|----------|----------|--------------|----------|----------|----------|----------|
| 1992 | Oilers | 1/0 | 0 | 0 | 0 | 0 | 0 | 0 | 0 |
| 1993 | Oilers | 0/0 | | | Did Not Play | | | | |
| Totals-2 yrs | | 1/0 | 0 | 0 | 0 | 0 | 0 | 0 | 0 |



71 TODD RUCCI

**Offensive Guard****6-5 • 291 • 3rd Year****Draft: 2b (51st) '93****Penn State****Born: July 14, 1970****Upper Darby, Pa.**

Transactions: Todd Rucci was drafted by the Patriots in the second round of the 1993 NFL draft (51st player selected) with one of the selections acquired from Miami in exchange for wide receiver Irving Fryar.

NFL Career GP/GS (regular season 15/11, postseason 1/1):

Recovered from a season-ending injury in 1993 to regain his starting position at right guard. **1994 (13/10, 1/1):** Started the final 10 games

of the season and the Patriots' playoff game at Cleveland after replacing an injured Doug Skene (knee) vs. the Raiders (10/9) ... played on punt coverage and field goal teams ... downed a "pooch" punt at the one-yard line in a 24-13 victory vs. the Jets (12/4) ... allowed only 1.5 sacks in 10 starts at right guard on a unit which only allowed 22 sacks all season. **1993 (2/1):** Started in his professional debut in the 1993 season opener at Buffalo (9/5) ... played, but did not start, the following week vs. Detroit (9/12) ... suffered a torn right pectoral muscle prior to the third game of the season and was placed on the reserve injured list (9/17) for the remainder of the year ... the injury occurred while lifting weights ... he spent the remainder of the year rehabilitating from the injury.

College: Proved to be a superb pass protector and an aggressive drive blocker in Joe Paterno's system at Penn State (1989-92) ... originally recruited to Penn State as a defensive lineman, but made the successful transition to offense in the spring of 1990 ... played right tackle for the Nittany Lions from 1990 through 1992 ... started five of final six games at right tackle in 1992 as a senior ... received the Red Worrell Award as the most improved offensive player in the 1991 spring drills ... played in every game as a sophomore, averaging over 12 minutes of action in each contest ... competed among the defensive linemen as a freshman.

Personal: Todd L. Rucci was born on July 14, 1970 in Upper Darby, Pa ... all-state selection as a senior at Upper Darby (Pa.) High ... selected to play in Pennsylvania's Big 33 All-Star football game in 1988 ... did not play football as a junior ... majored in health education at Penn State ... single.

Extra Points


- Todd was originally recruited to Penn State as a defensive end.
- Todd is a partner of a health and fitness center in Upper Darby, Pa.
- One of Todd's favorite leisure activities is jet skiing.

NO PRESSURE

The Patriots' offensive line has allowed a minimal amount of defensive pressure on their quarterbacks over the last two seasons. In 1992, prior to Drew Bledsoe's arrival, the Patriots' line surrendered 65 sacks for 458 yards. In the last two seasons (1993-94), the line has only allowed a total of 45 sacks for 266 yards.



95 DWAYNE SABB

**Linebacker****6-4 • 248 • 4th Year****Draft: 5 (116th) '92****New Hampshire****Born: October 9, 1969****Jersey City, N.J.**

Transactions: Dwayne Sabb was drafted by the Patriots in the fifth round of the 1992 draft (116th player selected) ... the Patriots acquired the pick from Tampa Bay in exchange for Jesse Solomon.

NFL Career GP/GS (regular season 45/17, postseason 1/0):

Sabb has registered 90 career tackles in three seasons with the Patriots ... has started 10 games at left outside linebacker and seven games at right outside linebacker ... gives the Patriots outstanding

depth at linebacker and creates an optional three-man rotation with Chris Slade and Willie McGinest (LOLB). **1994 (16/8, 1/1):** Started seven of the first eight games of the season at left outside linebacker ... was not credited with a start in the home-opener when the Patriots opened in a nickel defense vs. Buffalo (9/11) ... started his eighth game of the season at Buffalo (12/18) and finished the year with a career-high 40 tackles ... split time at left outside linebacker with rookie Willie McGinest throughout the season, and still set personal career-highs with 3.5 sacks and 40 tackles ... intercepted his first NFL pass against Dan Marino in the season-opener at Miami (9/4) and assisted on a sack for 4 yards ... posted six tackles (a season-high), including a 5-yard sack, the following week vs. Buffalo (9/11) ... added a sack the following week at Cincinnati (9/18) to give him 2.5 sacks in the first three weeks of the season ... repeated his season-high with six stops vs. the Raiders (10/9) ... picked off his second pass of the season in that Raiders game ... closed out the year with an assist in the Patriots' playoff game at Cleveland. **1993 (14/7):** Started seven games at right outside linebacker ... shared playing time with rookie linebacker Chris Slade ... finished the season ranked 15th on the team with 30 total tackles, including two quarterback sacks ... added three solo stops on special teams ... tied his career-high with seven tackles at Pittsburgh (12/5) ... recorded his first sack and forced fumble of the season when he swatted the ball away from Pittsburgh's Neil O'Donnell in the third quarter of the 17-14 loss to the Steelers ... added his second sack of the season the following week in a 7-2 victory over Cincinnati (12/12). **1992 (15/2):** Played in 15 games with two starts at left outside linebacker during his rookie season ... replaced Andre Tippett in the starting lineup at Buffalo (11/1) and vs. New Orleans (11/8) after Tippett pulled a muscle ... finished with 20 tackles (14 solos) ... added five tackles on special teams ... recorded first career sack when he dropped Jim Kelly for a two-yard loss in his first NFL start at Buffalo (11/1) ... he also forced Thurman Thomas to fumble (which was picked up and returned for a touchdown by Vincent Brown) and earned Miller Lite Player of the Game honors for his efforts ... turned in a career-high seven-tackle outing (four solos) in his second start vs. New Orleans (11/8).

Extra Points

- Dwayne's brother, Arthur, was drafted by the Utah Jazz in 1987.
- Dwayne was the city champion in Jersey City throwing the discus in high school, earning all-city and all-country track and field honors.



College: First-team All-American as selected by Associated Press, *The Poor Man's Guide to the NFL Draft*, and Kodak ... selected Division I-AA Defensive Player of the Year by Kodak and *The NFL Draft Report* ... chosen New England Defensive Player of the Year by the Associated Press and also earned All-Yankee Conference first-team honors ... recorded 87 tackles (51 solos), 18.5 sacks, one fumble recovery, four forced fumbles, three interceptions and four passes defended in 1991 ... finished career with 48.5 sacks and 67 quarterback pressures ... earned Division I-AA National Player of the Week honors by recording 13 tackles (seven solos), two sacks, a pass deflection and a forced fumble in a 35-28 win over Massachusetts ... All-Yankee Conference choice in 1990 junior season after notching 44 tackles (36 solos), 16 sacks, two fumble recoveries, one forced fumble and six passes defended ... manned the left defensive end spot during 1989 sophomore season and finished with 44 tackles (30 solos), 11 sacks and three passes defended ... used mostly as a pass rusher during freshman season ... recorded 33 tackles (11 solos), five sacks, one fumble recovery and one forced fumble ... was redshirted in 1987.

Personal: Dwayne Irving Sabb was born on October 9, 1969 in Jersey City, N.J. ... was all-city and all-conference selection at Hudson Catholic High in Jersey City, N.J. ... played in the Jersey High School North-South All-Star Game after his senior year ... earned his degree in economics at New Hampshire ... president of the Pro Sports and Entertainment, Inc., an organization which helps market athletes for product endorsements and promotes concert events ... remains active in schools and churches in his hometown of Jersey City, N.J. ... single.

DWAYNE SABB'S NFL STATISTICS**Regular Season Defensive Statistics**

| Year | Team | G/S | TT | UT | A | S-Yds | I-Yds | PD | FF | FR | SpT |
|---------------------|----------|-------|----|----|----|--------|-------|----|----|----|-----|
| 1992 | Patriots | 15/2 | 20 | 14 | 6 | 1-2 | 0-0 | 0 | 1 | 0 | 5 |
| 1993 | Patriots | 14/7 | 30 | 21 | 9 | 2-18 | 0-0 | 0 | 1 | 0 | 3 |
| 1994 | Patriots | 16/8 | 40 | 27 | 13 | 3.5-10 | 2-6 | 3 | 2 | 0 | 2 |
| Totals-3 yrs | | 45/17 | 90 | 62 | 28 | 6.5-30 | 2-6 | 3 | 4 | 0 | 10 |

Postseason Defensive Statistics

| Year | Team | G/S | TT | UT | A | S-Yds | I-Yds | PD | FF | FR | SpT |
|------|----------|-----|----|----|---|-------|-------|----|----|----|-----|
| 1994 | Patriots | 1/0 | 1 | 0 | 1 | 0-0 | 0-0 | 0 | 0 | 0 | 0 |

Single-Game Career Highs

Tackles – 7 (twice) Most recent at Pittsburgh (12/5/93)

Unassisted Tackles – 6 at Pittsburgh (12/5/93)

Assists – 3 (3 times) Most recent vs. Green Bay (10/2/94)

Sacks – 1 (6 times) Most recent at New York Jets (10/16/94)


DID YOU KNOW?

The Patriots set an NFL rushing record in 1978 with 3,165 yards, an average of 197.8 yards per game. But, did you know that the Patriots did not have a 1,000-yard rusher that season?

| Player | No | Yds | Avg | Lg | TD |
|-----------------------|------------|-------------|------------|-----------|-----------|
| Sam Cunningham | 199 | 768 | 3.9 | 52t | 8 |
| Horace Ivory | 141 | 693 | 4.9 | 28 | 11 |
| Andy Johnson | 147 | 675 | 4.6 | 52 | 3 |
| Steve Grogan | 81 | 539 | 6.7 | 31 | 5 |
| Don Calhoun | 76 | 391 | 5.1 | 73 | 1 |
| James McAlister | 19 | 77 | 4.1 | 16 | 2 |
| Stanley Morgan | 2 | 11 | 5.5 | 6 | 0 |
| Harold Jackson | 1 | 7 | 7.0 | 7 | 0 |
| Mosi Tatupu | 3 | 6 | 2.0 | 3 | 0 |
| Jerrel Wilson | 1 | 0 | 0.0 | 0 | 0 |
| Don Westbrook | 1 | -2 | -2.0 | -2 | 0 |
| Totals | 671 | 3165 | 4.7 | 73 | 30 |



74 DOUG SKENE

**Offensive Lineman****6-6 • 295 • 3rd Year****Free Agent '93****Michigan****Born: June 17, 1970****Ann Arbor, Mich.**

Transactions: Doug Skene signed with the Patriots on November 2, 1993 from the New Orleans Saints practice squad ... he was originally drafted by the Philadelphia Eagles in the eighth round (217th player selected) ... waived by the Eagles in the preseason, but re-signed to the Eagles practice squad ... waived October 23, 1993 and was signed to the Saints' practice squad before signing with the Patriots.

Extra Points

- Doug is an avid Rush Limbaugh listener and is a proud member of the NRA.
- Doug enjoys skeet shooting, four-wheel driving and riding his Sea Doo (jet ski).
- The "Phantom of the Opera" is listed among Doug's favorite musicals.
- Doug lists "Truckin' USA" as his favorite television show.


NFL Career GP/GS (regular season 6/6, postseason 0/0): Showed great improvement during the 1994 training camp and won the starting role at right guard. **1994 (6/6, 0/0):** Made his NFL debut in a starting role at Miami in the season-opener (9/4) ... started the first six games of the regular season at right guard and did not allow a sack ... suffered a season-ending knee injury when he sustained torn ligaments to his left knee vs. Los Angeles Raiders (10/9). **1993 (0/0):** Skene was a member of the Patriots for the final eight weeks of the season, but he did not receive any playing time during 1993 season ... listed among the Patriots' weekly inactive players for all eight games ... spent the first seven weeks of the season as part of the Eagles practice squad before being waived ... spent the next two weeks on the Saints' practice squad prior to his signing with the Patriots.

College: All-American honorable mention and All-Big Ten Conference first-team selection by *The NFL Draft Report* and *Football News* ... started every game at left guard as a senior ... team ranked fifth in the nation in rushing, averaging 264.5 yards per game ... added five knockdowns as he cleared the way for fullback Burnie Legette's 1-yard touchdown run as the Wolverines piled up 480 yards on the ground in a 52-28 victory over Iowa ... played both guard and tackle, starting four games at left guard during his junior campaign ... suffered a ligament sprain to his right knee as a sophomore, limiting his playing time to just five games ... received limited playing time as a freshman, playing mostly on special teams ... redshirted as a true freshman in 1988.

Personal: Doug Skene was born on June 17, 1970 in Ann Arbor, Mich. ... he was an All-America selection by Bally's, earning Texas Lineman of the Year, Class 4A all-state, all-metro, all-district and Most Valuable player honors at Allen High in Allen, Texas ... lettered four times in football and twice in track ... has been very active in the community during his two years with the Patriots ... Doug married the former Tracy Meloche of South Lyon, Mich. on May 7, 1994 ... Tracy is currently training to become a special education teacher.



53 CHRIS SLADE



Linebacker

6-5 • 242 • 3rd Year

Draft: 2a (31st) '93

Virginia

Born: January 30, 1971

Newport News, Va.

Transactions: Chris Slade was drafted by the Patriots using their own pick in the second round of the 1993 NFL draft (31st player selected).

NFL Career GP/GS (regular season 32/21, postseason 1/1):

Has developed into one of the premier pass rushing linebackers in the league ... his 18.5 sacks the last two years rank third among AFC linebackers and is tied for sixth among the NFL's top linebackers (see listing on next page) ... ranks

second only to Garin Veris, who recorded 21 sacks in his first two seasons (1985-86), with the fastest sack accumulation in franchise history ... ranks third on the team with 143 total tackles in the last two seasons, behind only Vincent Brown (276) and Tim Goad (151). **1994 (16/16, 1/1):** Started every game at right outside linebacker and finished the season with a career-high 105 tackles, second only to Vincent Brown (118) ... led the team for the second straight year with 9.5 sacks, eight of which came vs. play-off-bound teams ... of his 9.5 sacks, 7.5 were at Foxboro Stadium ... selected as the Defensive MVP by the 1776 Quarterback Club ... earned player of the game honors by team sponsors after five games ... opened the season with three tackles and a sack for 9 yards at Miami (9/4) ... recorded a season-high with 10 hits (seven solos) and assisted on a sack the following week in the home-opener vs. Buffalo (9/11) ... earned the E.B. Horn Defensive Player of the Game honors ... made five stops including a 6-yard sack in a 23-17 win over Detroit (9/25) to earn the Staples Star of the Game honors ... deflected a pass at the line of scrimmage which was intercepted by Myron Guyton to seal the victory ... registered eight tackles, including 2.5 sacks in a 17-16 victory vs. Green Bay (10/2), collecting unanimous player of the game honors from Miller Lite, E.B. Horn and Staples ... recorded eight or more tackles in eight of 10 games during a stretch between October 2 through December 11 ... forced a Cris Carter fumble in the Patriots' 26-20 overtime victory vs. Minnesota (11/13) ... set a career-high with 3.5 sacks for 34.5 yards the following week in a 23-17 victory over San Diego (11/20) ... his 3.5 sacks were the most in a game since Andre Tippett recorded 3.5 on October 26, 1986 ... earned Miller Lite Player of the Game, Staples Star of the Game and E.B. Horn Defensive Player of the Game honors for his performance ... tied his season-high with 10 tackles (six solos), including an 18-yard sack which caused a Don Majkowski fumble vs. Indianapolis (12/11), to earn Miller Lite Player of the Game accolades for the third time of the year ... closed out the season with five tackles in the Patriots' playoff game at Cleveland (1/1/95). **1993 (16/5):** Played in all 16 games, starting five at right outside linebacker ... led all AFC rookies with nine sacks, second only to Dana Stubblefield, who led all NFL rookies with 10.5

Extra Points

- Chris Slade and Miami's Terry Kirby are fourth cousins – Chris' grandfather (Louis Slade) and Kirby's grandmother (Francis Kirby) were second cousins.
- Chris and Terry grew up approximately half a mile apart in Tabb, Va. The two had each had their football and basketball jersey numbers retired at Tabb High.



sacks ... named to the 1993 All-Rookie Team by *Football News* ... his nine sacks were the most by a Patriot rookie since Garin Veris had 10.5 in 1985 ... they were also the most by a Patriot since Andre Tippett recorded 12.5 sacks in 1987 ... finished second among Patriot rookies with 38 tackles, 12th overall on the team ... led the team with three forced fumbles and recovered one ... after a hitless NFL debut at Buffalo (9/5), Slade made an immediate impact in the two ensuing games vs. Detroit (9/12) and Seattle (9/19), combining for 20 hits, including five quarterback sacks ... his three-sack effort vs. Detroit were the most by a Patriot since Andre Tippett made three vs. Dallas in 1987 ... he was selected by a local media panel as the Patriots' Miller Lite Player of the Game ... the following week, he posted a career-high with 11 stops, including two sacks in a losing cause vs. Seattle ... he became the first Patriot to have back to back multiple-sack games since Garin Veris in 1987 ... forced a Jim Kelly fumble on a sack which was recovered by the Patriots in a losing cause vs. Buffalo (11/10) ... closed out the season with a sack in a 33-27 overtime victory vs. Miami (1/2/94).

College: Set the ACC's all-time record with 40 quarterback sacks, topping the previous mark of 28, set by Michael Dean Perry of Clemson (1984-87) ... compiled 299 career tackles, ninth in school history ... selected first-team All-American by Associated Press, Football Writers Association, *Football News*, *The Sporting News*, United Press International and Walter Camp ... received *Football News*' Defensive Player of the Year honors ... earned unanimous all-conference honors with 14 sacks among his 74 total tackles as a senior in 1992 ... recorded a season-high 4.5 sacks in a 53-0 victory over Cincinnati ... earned All-American recognition as a junior from *College and Pro Football Newsweekly* (first team), *Football News* (second team) and Associated Press (third team) ... completed his junior year with 99 tackles (30 solo) and 14 sacks ... drew national attention with his single-game, super-human effort vs. Virginia Tech, which included 14 tackles, five quarterback sacks, two passes batted away, a forced fumble and a fumble recovery in the 38-0 shutout ... earned player of the week acclaim from *Sports Illustrated* and *The Sporting News* ... also earned conference player of the week honors ... earned All-American honorable mention recognition from UPI following his sophomore season after playing in 10 games, recording 74 tackles (15 solo), including seven sacks and nine hits for losses ... hauled in a career-high 16 tackles in a game against Maryland late in the 1990 season ... in 1989, he received honorable mention All-American accolades and was twice selected the National Newcomer of the Week (vs. Louisville and Maryland) by *The Sporting News* ... won the Bill Dudley Award, given annually to the top Cavalier freshman.

Personal: Christopher Carroll Slade was born on January 30, 1971 in Newport News, Va. ... an All-America Team selection by both *Super Prep* and *Street and Smith's* while starring at Tabb (Va.) High ... received all-state, all-region, all-peninsula and all-district honors as a senior ... was a four-time all-district selection in basketball while becoming the first player in York River District history to score over 1,000 points with over 1,000 rebounds in a career ... played on the same football and basketball team with his cousin, Terry Kirby, now a member of the Miami Dolphins ... majored in sociology at Virginia ... active in community affairs, speaking to school children about the importance of staying in school and achieving goals ... single

CHRIS SLADE'S NFL STATISTICS
Regular Season Defensive Statistics

| Year | Team | G/S | TT | UT | A | S-Yds | I-Yds | PD | FF | FR | SpT |
|---------------------|----------|--------------|------------|-----------|-----------|-----------------|------------|----------|----------|----------|----------|
| 1993 | Patriots | 16/5 | 38 | 25 | 13 | 9.0-63 | 0-0 | 0 | 3 | 1 | 1 |
| 1994 | Patriots | 16/16 | 105 | 63 | 42 | 9.5-88 | 0-0 | 3 | 4 | 0 | 0 |
| Totals-2 yrs | | 32/21 | 143 | 88 | 55 | 18.5-151 | 0-0 | 0 | 7 | 1 | 1 |

Regular Season Defensive Statistics

| Year | Team | G/S | TT | UT | A | S-Yds | I-Yds | PD | FF | FR | SpT |
|------|----------|-----|----|----|---|-------|-------|----|----|----|-----|
| 1994 | Patriots | 1/1 | 5 | 4 | 1 | 0-0 | 0-0 | 0 | 0 | 0 | 0 |

**Single-Game Career Highs**

Tackles – 11 vs. Seattle (9/19/93)

Unassisted Tackles – 7 vs. Buffalo (9/11/94)

Assists – 6 vs. Miami (10/30/94)

Sacks – 3.5 vs. San Diego (11/20/94)

Chris Slade's 1993 Game-By-Game Defensive Statistics

| Date | Opponent | S/P | TT | UT | A | S-Yds | Int | PD | FF | FR | W/L | Score |
|--------|-----------------|-----|------|----|----|-------|------|----|----|----|-----|-------|
| 9/5 | at Buffalo | p | 0 | 0 | 0 | 0-0 | 0 | 0 | 0 | 0 | L | 14-38 |
| 9/12 | Detroit | S | 9 | 5 | 4 | 3-21 | 0 | 0 | 1 | 1 | L | 16-19 |
| 9/19 | Seattle | S | 11 | 6 | 5 | 2-16 | 0 | 0 | 0 | 0 | L | 14-17 |
| 9/26 | at NY Jets | S | 6 | 5 | 1 | 0-0 | 0 | 0 | 0 | 0 | L | 7-1 |
| 10/10 | at Phoenix | S | 1 | 0 | 1 | 0-0 | 0 | 0 | 0 | 0 | W | 23-21 |
| 10/17 | Houston | p | 3 | 2 | 1 | 0-0 | 0 | 0 | 0 | 0 | L | 14-28 |
| 10/24 | at Seattle | S | 0 | 0 | 0 | 0-0 | 0 | 0 | 0 | 0 | L | 9-10 |
| 10/31 | at Indianapolis | p | 2 | 2 | 0 | 0-0 | 0 | 0 | 0 | 0 | L | 6-9 |
| 11/7 | Buffalo | p | 1 | 1 | 0 | 1-6 | 0 | 0 | 1 | 0 | L | 10-13 |
| 11/21 | at Miami | p | 1 | 1 | 0 | 1-7 | 0 | 0 | 0 | 0 | L | 13-17 |
| 11/28 | N.Y. Jets | p | 0 | 0 | 0 | 0-0 | 0 | 0 | 0 | 0 | L | 0-6 |
| 12/5 | at Pittsburgh | p | 0 | 0 | 0 | 0-0 | 0 | 0 | 0 | 0 | L | 14-17 |
| 12/12 | Cincinnati | p | 3 | 2 | 1 | 1-8 | 0 | 0 | 0 | 0 | W | 7-2 |
| 12/19 | at Cleveland | p | 0 | 0 | 0 | 0-0 | 0 | 0 | 0 | 0 | W | 20-17 |
| 12/26 | Indianapolis | p | 0 | 0 | 0 | 0-0 | 0 | 0 | 0 | 0 | W | 38-0 |
| 1/2/94 | Miami | p | 1 | 1 | 0 | 1-5 | 0 | 0 | 1 | 0 | W | 33-27 |
| Totals | | | 16/5 | 38 | 25 | 13 | 9-63 | 0 | 0 | 3 | 1 | |


Chris Slade's 1994 Game-By-Game Defensive Statistics

| Date | Opponent | S/P | TT | UT | A | S-Yds | Int | PD | FF | FR | W/L | Score |
|--------|-----------------|-----|-------|-----|----|----------|--------|----|----|----|-----|-------|
| 9/4 | at Miami | S | 3 | 1 | 2 | 1-9 | 0 | 0 | 0 | 0 | L | 35-39 |
| 9/11 | Buffalo | S | 10 | 7 | 3 | 0.5-0.5 | 0 | 0 | 0 | 0 | L | 35-38 |
| 9/18 | at Cincinnati | S | 2 | 2 | 0 | 0-0 | 0 | 0 | 0 | 0 | W | 31-28 |
| 9/25 | at Detroit | S | 5 | 3 | 2 | 1-6 | 0 | 0 | 1 | 0 | W | 23-17 |
| 10/2 | Green Bay | S | 8 | 5 | 3 | 2.5-20 | 0 | 1 | 0 | 0 | W | 17-16 |
| 10/9 | L.A. Raiders | S | 8 | 5 | 3 | 0-0 | 0 | 0 | 1 | 0 | L | 17-21 |
| 10/16 | at N.Y. Jets | S | 5 | 4 | 1 | 0-0 | 0 | 0 | 0 | 0 | L | 17-24 |
| 10/30 | Miami | S | 9 | 3 | 6 | 0-0 | 0 | 0 | 0 | 0 | L | 3-23 |
| 11/6 | at Cleveland | S | 8 | 3 | 5 | 0-0 | 0 | 0 | 0 | 0 | L | 6-13 |
| 11/13 | Minnesota | S | 8 | 5 | 3 | 0-0 | 0 | 0 | 1 | 0 | W | 26-20 |
| 11/20 | San Diego | S | 5 | 3 | 2 | 3.5-34.5 | 0 | 0 | 0 | 0 | W | 23-17 |
| 11/27 | at Indianapolis | S | 8 | 4 | 4 | 0-0 | 0 | 1 | 0 | 0 | W | 12-10 |
| 12/4 | N.Y. Jets | S | 8 | 5 | 3 | 0-0 | 0 | 0 | 0 | 0 | W | 24-13 |
| 12/11 | Indianapolis | S | 10 | 6 | 4 | 1-18 | 0 | 0 | 1 | 0 | W | 28-18 |
| 12/18 | at Buffalo | S | 3 | 2 | 1 | 0-0 | 0 | 1 | 0 | 0 | W | 41-17 |
| 12/24 | at Chicago | S | 5 | 5 | 0 | 0-0 | 0 | 0 | 0 | 0 | W | 13-3 |
| Totals | | | 16/16 | 105 | 63 | 42 | 9.5-88 | 0 | 3 | 4 | 0 | |
| 1/1/95 | at Cleveland | S | 5 | 1 | 4 | 0-0 | 0 | 0 | 0 | 0 | L | 13-20 |

TOP SACKING LINEBACKERS

Chris Slade has been one of the most productive sack artists since entering the league as a rookie in 1993. Below is a list of the top 10 linebackers in terms of overall sacks in the last two seasons. His 19.5 sacks are even more impressive considering that he only started five games as a rookie in 1993.

| Sacks | Name | Starts |
|-------------|--------------------------|-----------|
| 26.5 | Kevin Greene | 32 |
| 23.0 | Ken Harvey | 22 |
| 19.5 | Reynaldo Turnbull | 30 |
| 19.5 | Chris Doleman | 23 |
| 19.0 | Derrick Thomas | 30 |
| 18.5 | Chris Slade | 21 |
| 18.5 | Bryce Paup | 19 |
| 16.0 | Greg Lloyd | 30 |
| 15.0 | Rickey Jackson | 30 |

**63 SYLVESTER STANLEY****Nose Tackle****6-2 • 290 • 2nd Year****Rookie Free Agent '94****Michigan****Born: May 14, 1970****Youngstown, Ohio**

Transactions: Sylvester Stanley signed with the Patriots as a rookie free agent on April 25, 1994.

NFL Career GP/GS (regular season 7/0, postseason 0/0):

Stanley was one of only two rookie free agents to make the Patriots' 53-man roster in 1994.

1994 (7/0, 0/0): Participated in seven games either as a reserve defensive lineman or on special teams ... only received limited playing time at nose tackle,

backing up Tim Goad and Ray Agnew ... participated in the first five games of the season at Miami (9/4), vs. Buffalo (9/11), at Cincinnati (9/18), at Detroit (9/25) and vs. Green Bay (10/2) ... reported among the Patriots' inactives prior to games six through 13 ... active for the final three games of the season, but did not play in the season finale at Chicago (12/24) ... did not record any tackles in the games he played.

Extra Points

- Sylvester's nickname is "Buster."
- Buster has a collection of comic books.
- Buster enjoys cooking and reading.
- During the 1995 offseason, Buster completed an internship at Reebok.

College: Stanley was a four-year letterman at Michigan ... earned first-team All-Big Ten honors, as voted by the conference coaches ... recipient of the Louis B. Hyde Memorial Award, given annually to the Wolverines' most valuable player ... as a senior co-captain, Stanley registered 47 tackles (32 solos) with eight sacks and 11 tackles for losses totaling 65 yards ... named Big Ten Conference Defensive Player of the Week after registering 10 tackles (seven solos) with two sacks, three tackles for losses and a fumble recovery in a 24-7 drubbing of Iowa ... received recognition as one of the nation's top recruits by *The Sporting News* as a freshman.


Personal: Sylvester Stanley was born on May 14, 1970 in Youngstown, Ohio ... selected as the Ohio Lineman of the Year by UPI while at East High in Youngstown, Ohio ... lettered three times each in football, basketball, baseball and track ... graduated from Michigan with a degree in kinesiology ... single.

DID YOU KNOW?

In 1994, the Patriots allowed 11 touchdown passes in the first three games of the season. Did you know that accounted for over half of the 21 touchdown passes given up by the Patriots last season? In the remaining 13 games, the Patriots only gave up a total of 10 touchdown passes and no more than one per game. Additionally, after allowing over 800 passing yards in the first two games, the defense only permitted one 300-yard passing performance in the final 14 weeks of the season (349 yards by Warren Moon on Nov. 13).



62 RICH TYLSKI

**Center****6-4 • 289 • 1st Year****Rookie Free Agent '94****Utah State****Born: February 27, 1971****San Diego, Calif.**

Transactions: Rich Tylski signed with the Patriots as a rookie free agent on April 25, 1994 ... waived August 20, 1994 ... re-signed and placed on practice squad on August 30, 1994 ... signed for the 1995 season on January 4, 1995.

NFL Career GP/GS (regular season

0/0): Tylski has a good work ethic and good size ... played guard in college, but spent the entire 1994 season preparing to make a career at center in the NFL ... was retained by the Patriots throughout the 1994 season on the team's practice squad ... was not activated at any point during the season.

Extra Points

- Rich collects tropical fish.
- Rich enjoys fishing and scale model building in his leisure.
- During the 1995 offseason, Rich stayed in New England to complete an internship at Reebok.

College: Tylski was a four-year letterman at Utah State (1989-93) ... earned All-Big West Conference first-team honors ... started 10 of 11 games at left guard ... played on an offensive line which was responsible for an offense which averaged 442.1 yards per game ... played right guard as a junior, despite suffering a spine contusion vs. Baylor and an ankle sprain vs. Kansas State ... saw limited playing time at guard and tackle as a sophomore ... suffered from a severe case of mononucleosis in the spring of 1990, which setback the progress of the young lineman ... returned to football in the fall of 1990, but only received limited playing time ... redshirted as a freshman in 1989.

Personal: Richard Lee Tylski was born on February 27, 1971 in San Diego, Calif. ... attended Madison High in San Diego, Calif. ... earned first-team All-Eastern League as a two-way lineman ... majored in sociology with an emphasis in law at Utah State ... Richard and his wife Jane have one son, Joshua.

THE PENALTY BOX

Minimizing penalties was one of head coach Bill Parcells' priorities when he took control of the team two years ago. Since then, the Patriots have been penalized the least amount of yards in the NFL – 1,065 yards. Only Chicago has had fewer infractions than the Patriots, while the Raiders lead the league at the other end of the spectrum, more than doubling the Patriots' totals with 304 penalties for 2,367 yards. Below are the two-year totals.

Fewest Penalty Yards

| | |
|------|---------------|
| 1065 | New England |
| 1090 | Chicago |
| 1261 | Buffalo |
| 1309 | New York Jets |
| 1327 | Washington |

Fewest Penalties


| | |
|-----|-------------|
| 134 | Chicago |
| 142 | New England |
| 169 | New Orleans |
| 170 | Green Bay |
| 173 | Miami |

Most Penalties

| | |
|-----|--------------|
| 304 | L.A. Raiders |
| 248 | Kansas City |
| 247 | Houston |
| 239 | Philadelphia |
| 234 | Cleveland |



BRUCE WALKER



Nose Tackle

6-4 • 310 • 2nd Year

Free Agent '94

UCLA

Born: July 18, 1972

Compton, Calif.

Transactions: Bruce Walker signed with the Patriots as a free agent on November 23, 1995 ... originally drafted by the Philadelphia Eagles in the second round of the 1994 NFL draft (37th overall) ... waived by the Eagles on August 27, 1994.

NFL Career GP/GS (regular season 0/0): Walker was a highly touted prospect entering the 1994 NFL draft and was drafted 37th overall, but did not make the Eagles' final cut ... signed with the Patriots for the final five games of the season, but was not activated for any games in 1994 ... spent the entire offseason in the Patriots' strength and conditioning program to prepare for the '95 season ... his size and strength give him unlimited potential ... he is expected to compete for the starting nose tackle position.

Extra Points


- Bruce set the UCLA bench press record with a lift of 507 pounds.
- A unanimous All-American as a linebacker and a running back at Dominguez High, Bruce set the school record by rushing for 1,375 yards and 15 touchdowns as a senior in 1989.
- Bruce has rare speed for his size. In high school, he lettered three years in track, competing in the shot put (50' 9"), discus (145' 9") and was a sprinter in the 200m (:22.3).

College: Walker finished his collegiate career with 122 tackles and three sacks in three seasons at UCLA ... sat out as a senior during the 1993 season due to a non-football related matter ... earned All-Pac 10 Conference honorable mention as a junior, playing both defensive end and nose tackle ... played in 10 games and totaled 57 tackles, including a sack and two tackles for losses in 1992 ... made the transition from defensive tackle to nose guard as a sophomore in 1991 and recorded 37 tackles, three tackles for losses and broke up three passes ... he was originally recruited to UCLA as an outside linebacker ... made the transition from outside linebacker to defensive end as a freshman and played in every game, including three starts ... selected the co-recipient of the Rookie of the Year honors at UCLA in 1990.

Personal: Bruce Walker was born on July 18, 1972 in Compton, Calif. ... from a family of six children, Bruce has three brothers (Quentin, Devonn and Richard) and a sister (Prentis) ... attended Dominguez High in Compton, Calif. and was a *USA Today* and *Parade* first-team All-American as a linebacker and a running back ... recorded 105 tackles with nine sacks and rushed for a school record 1,375 yards and 15 touchdowns ... selected as the Gatorade Circle of Champions California Player of the Year in 1989 ... was a two-time all-state and All-CIF performer ... hobbies include playing basketball and weight lifting ... majored in African-American studies at UCLA ... single.



7 JAY WALKER



Quarterback

6-3 • 227 • 2nd Year

Draft: 7a (198) '94

Howard

Born: January 24, 1972

Los Angeles, Calif.

How Acquired: Jay Walker was drafted by the Patriots with their first of two seventh round selections (198th player selected) in the 1994 NFL draft.

NFL Career GP/GS (regular season 0/0, postseason 0/0):

Walker is a strong-armed quarterback with exceptional skills and great mobility. **1994 (0/0, 0/0):** Spent the entire 1994 campaign as the Patriots' "emergency" quarterback (listed among the inactives each week, but suits up in the event of an emergency) ... did not see any action during year, but the rookie

had some impressive workouts running the Patriots' scout team ... played in one preseason contest and completed all three pass attempts, including a 22-yard touchdown in the corner of the end zone vs. Washington (8/18).

WLAF Career GP (10): Walker opened the World League of American Football season splitting playing time with Tampa Bay's Casey Weldon on the Barcelona Dragons ... by midseason, Walker accepted the starting responsibilities and passed for a team record 1,874 yards, completing 146 of 288 passes, including seven touchdowns ... also rushed 34 times for 204 yards and three touchdowns ... set a WLAF record with 56 pass attempts vs. the Claymores (5/27/95) ... completed 25 of his attempts for 290 yards and connected with Shelby Hill for a league-long 71-yard touchdown pass ... connected with Mario Henry on a 43-yard touchdown pass in a 39-24 victory over the London Monarchs (4/30/95) ... passed for a professional career-high with 315 yards and a touchdown vs. London (5/20/95).

College: Walker completed his collegiate career with 722 pass attempts, 378 completions, 5,691 yards and 42 touchdowns ... began his collegiate career at Pasadena (Calif.) City College in 1989 ... transferred to Long Beach State and redshirted in 1990 ... transferred to Howard in 1992 when Long Beach State discontinued their football program ... led Howard to an 18-4 record in two years, including a 13-game win streak ... led them to an undefeated regular season (11-0) in 1993, which qualified the Bison for their first-ever playoff appearance ... started all 12 games in 1993 and earned third-team All-American and set conference single-season records for pass completions (223), yards passing (3,324) and total offense (3,469) ... threw for 24 touchdowns and only 13 interceptions ... guided the Bison to an 11-1 record, with their only loss of the season coming in the Division I-AA playoffs to Marshall (28-14) ... named the Pigskin Club of Washington's MEAC Player of the Year and the Touchdown Club of Washington Division I-AA Player of the Year ... threw for a season-high 433 yards and three touchdowns in a 66-37 romp over Morgan State ... started every game

Extra Points


- Jay spent his 1995 offseason honing his skills in the World League of American Football with the
- Jay was the seventh quarterback selected in the draft, and wears #7.
- Jay's nickname is "Sky" Walker.
- Jay once threw 5 TDs in one half at Howard.



(11) in 1992 and threw for 2,347 yards on 154 completions with 18 touchdowns and only 10 interceptions ... completed a career-long 67 yarder ... earned first team All-MEAC in his first season at Howard ... scored five touchdowns rushing and broke free for a career-long 48 yard run ... played in only one game at Long Beach State and completed one of four attempts for 20 yards ... redshirted in first year at Long Beach State in 1990 ... named Most Valuable Player at Pasadena (Calif.) City College in 1989.

Personal: Jay Walker was born the son of Jewell and Paul Walker on January 24, 1972 in Los Angeles, Calif. ... nicknamed "Sky" ... Godfather, James Harris, was an All-American quarterback at Grambling State and played for the Buffalo Bills and Los Angeles Rams and is presently the assistant general manager of the New York Jets ... earned all-league, All-CIF Southern Section and league MVP honors as a quarterback at University High in Los Angeles, Calif. ... added all-league and All-CIF honors in baseball ... lettered three times in each sport ... at the age of 17, Walker was drafted in the 20th round by the California Angels and was signed to his first professional contract two days after high school graduation ... he pitched two seasons of minor league ball before enrolling at Pasadena City College to play football ... majored in political science at Howard ... single.

25 LARRY WHIGHAM



Safety

6-2 • 202 • 2nd Year

Free Agent '94

N.E. Louisiana

Born: June 23, 1972

Hattiesburg, Miss.

How Acquired: Larry Whigham signed with the Patriots on September 14, 1994, after spending the first two weeks of the season on the Seattle Seahawks' practice squad ... originally drafted by the Seahawks in the fourth round of the 1994 NFL draft ... waived on August 28 and signed to practice squad on August 29, 1994.

NFL Career GP/GS (12/0, 1/0):

Whigham is a very athletic and physical player who contributed immediately to the Patriots' special teams needs in 1994.

1994 GP/GS (12/0, 1/0): Played in 12 of 14 games after joining the Patriots in the third week of the season ... played extensively on special teams and finished third on the team with 11 special teams tackles ... forced one special teams tackle ... made his NFL playing debut in a 31-28 victory at Cincinnati (9/18) and recorded both of his tackles for the season on back-to-back plays in the third quarter ... intercepted his first NFL pass in the 15th game of the season at Buffalo (12/18) and returned it 21 yards in the Patriots' 41-17 victory ... played in the Patriots' playoff game at Cleveland, but did not record any defensive statistics.

College: Two-year letterman at N.E. Louisiana ... finished his Indian career with 96 tackles and 12 passes defended, including six interceptions ... started at left cornerback as a senior and earned second-team All-American

Extra Points

- Larry was drafted by the New York Mets while playing catcher at Hattiesburg High School in Mississippi. The Mets sent him an invitation to spring training as a replacement player.
- Larry was college teammates with Vincent Brisby at N.E. Louisiana.



Southland Conference honors ... credited with 66 tackles and six interceptions during the 1993 season ... returned a fumble 71 yards for a touch-down against S.W. Texas State recorded six tackles and two passes defended to earn Defensive player of the Game honors vs. Eastern Washington ... played as a reserve free safety in 1992 and registered 30 tackles ... attended Pearl River Community College in Poplarville, Miss. before transferring to N.E. Louisiana ... played in the Mississippi JUCO all-star game.


Personal: Larry Whigham was born on June 23, 1972 in Hattiesburg, Miss. ... he attended Hattiesburg High, but did not participate in football until his senior year ... recorded six interceptions and led his team to an 11-3 overall record and a trip to the Mississippi High School State Championship ... earned all-state honors as a catcher in baseball and lettered in track ... graduated with a degree in criminal justice from N.E. Louisiana ... single.

LARRY WHIGHAM'S NFL STATISTICS**Regular Season Defensive Statistics**

| Year Teams | GP/GS | TT | UT | A | S-Yds | I-Yds | PD | FF | FR | SpT |
|---------------|-------|----|----|---|-------|-------|----|----|----|-----|
| 1994 Patriots | 12/0 | 2 | 2 | 0 | 0-0 | 1-21 | 1 | 0 | 0 | 11 |

Postseason Defensive Statistics

| Year Teams | GP/GS | TT | UT | A | S-Yds | I-Yds | PD | FF | FR | SpT |
|---------------|-------|----|----|---|-------|-------|----|----|----|-----|
| 1994 Patriots | 1/0 | 0 | 0 | 0 | 0-0 | 0-0 | 0 | 0 | 0 | 0 |

90 REGGIE WHITE**Nose Tackle****6-4 • 315 • 4th Year****Free Agent '94****North Carolina A&T****Born: March 22, 1970****Baltimore, Md.**

How Acquired: Reggie White signed with the Patriots on April 3, 1995 as a veteran free agent ... originally drafted by the San Diego Chargers in the sixth round (147th overall) of the 1992 NFL draft ... signed on July 16, 1992 ... placed on injured reserve with a shoulder injury on November 7, 1992 for the remainder of the season ... was not tendered an offer from the Chargers after the 1994 season as a restricted free agent, thus relinquishing his rights.

Extra Points

- Favorite player growing up was the Cowboys' DE Ed "Too Tall" Jones.
- Reggie's first job was as a paper boy.

NFL Career GP/GS (regular season 22/0, postseason 1/0): White has a massive-sized body and will add size and strength to the middle of the Patriots' defense ... has received limited playing time in three seasons with the Chargers, missing most of his rookie season due to an injury and then playing behind Burt Grossman in 1993 and Reuben Davis in 1994. **1994 (11/0, 1/0-San Diego):** Played in 11 games in a limited role, mostly on short-yardage situations ... finished the season with five tackles and two sacks ... had his best game of the season at New York vs. the Jets (12/18) when he recorded three tackles, including two sacks for minus 11 yards ... was inactive for the AFC Divisional Game vs. Miami (1/8/95) ... played, but did not record any defensive statistics in the Chargers' AFC Championship



Game victory over Pittsburgh (1/15/95) ... did not participate in the Super Bowl. **1993 (8/0–San Diego):** Participated in eight games and was credited with just one tackle in a game vs. Denver (12/5). **1992 (3/0–San Diego):** Played in three games and recorded his first career sack in a 34-14 victory at Indianapolis (10/18) ... saw action in two other games – vs. Kansas City (9/6) and vs. Denver (10/25) ... placed on the Reserved-Injured list with a shoulder injury on November 7 for the remainder of the season.

College: Four-year letterman at North Carolina A&T ... totaled 178 tackles and 17 sacks during his collegiate career ... added 28 career tackles for losses of 117 yards ... earned All-Mid-Eastern Athletic Conference first-team honors after starting every game as a senior when he recorded a career-high 63 tackles with 10 sacks and 18 tackles for losses ... lettered as a true freshman in 1988.

Personal: Reggie Eugene White was born March 22, 1970 in Baltimore, Md. ... earned all-conference honors at Milford Mills High in Baltimore, Md. ... also played baseball and ran track for the Beavers ... older brother Robert was his childhood hero ... majored in administration recreation and early childhood education at North Carolina A&T ... Reggie and his wife Nicole were married June 18, 1994.

REGGIE WHITE'S NFL STATISTICS


Regular Season Defensive Statistics

| Year | Teams | GP/GS | TT | UT | A | S-Yds | I-Yds | PD | FF | FR | SpT |
|---------------------|----------|-------------|----------|----------|----------|-------------|------------|----------|----------|----------|----------|
| 1992 | Chargers | 3/0 | 1 | 1 | 0 | 1-2 | 0-0 | 0 | 0 | 0 | 0 |
| 1993 | Chargers | 8/0 | 1 | 1 | 0 | 0-0 | 0-0 | 0 | 0 | 0 | 0 |
| 1994 | Chargers | 11/0 | 5 | 4 | 1 | 2-11 | 0-0 | 0 | 1 | 0 | 0 |
| Totals-3 yrs | | 22/0 | 7 | 6 | 1 | 3-13 | 0-0 | 0 | 1 | 0 | 0 |

Postseason Defensive Statistics

| Year | Teams | GP/GS | TT | UT | A | S-Yds | I-Yds | PD | FF | FR | SpT |
|------|----------|-------|----|----|---|-----------------|-------|----|----|----|-----|
| 1992 | Chargers | | | | | Injured Reserve | | | | | |
| 1994 | Chargers | 1/0 | 0 | 0 | 0 | 0-0 | 0-0 | 0 | 0 | 0 | 0 |

16 SCOTT ZOLAK



Quarterback

6-5 • 222 • 5th Year

Draft: 4th (84th) '91

Maryland

Born: December 13, 1967

Pittsburgh, Pa.

Transactions: Scott Zolak was drafted by the Patriots in the fourth round of the 1991 draft (84th player selected).

NFL Career GP/GS (regular season 25/4, postseason 1/0): Zolak has completed 57 of 110 career passes (51.8%) for 589 yards and two touchdowns as a Patriot ... started four games in 1992. **1994 (16/0, 1/0):** Played in every game as the Patriots holder

Extra Points

- Scott's father, Paul, was Joe Montana's high school coach at Ringgold High in Pittsburgh, Pa. Scott was the waterboy for the team at the time.
- In his 8th grade yearbook, Scott stated that his ambition was to play professional football.



on field goal and PAT attempts ... saw action at quarterback vs. Miami (10/30) and at Buffalo (12/18) ... completed five of eight passes for 28 yards vs. Miami ... directed the final two drives at Buffalo ... took a knee to end the game in the Patriots' 41-17 victory and was credited with one rush for a 1-yard loss. **1993 (3/0):** Played in three games as a reserve ... threw two "Hail Mary" passes in the final minutes at Seattle (10/24) in a 10-9 loss to the Seahawks ... listed as the inactive "emergency" quarterback in eight games. **1992 (6/4):** Played in six games with four starts ... completed 52 of 100 passes for 561 yards, two touchdowns and four interceptions ... made his NFL debut vs. New Orleans (11/8) when he replaced an injured Tom Hodson and completed five of nine passes for 20 yards ... started his first NFL game the following week at Indianapolis (11/15) and earned AFC Offensive Player of the Week honors by completing 20 of 29 passes for 261 yards and two touchdowns while leading the Patriots to their first win of the season (a 37-34 overtime victory) ... led the club to its second consecutive victory with a 24-3 victory over the New York Jets (11/22) ... suffered a right ankle sprain at Kansas City (12/13) and was placed on Injured Reserve (12/18) for the remainder of the season. **1991 (0/0):** Spent the entire season listed as the Patriots "emergency" third string quarterback and did not participate in any games.

College: Despite starting only one season at Maryland, he finished his collegiate career ranked fifth and seventh, respectively, in school history with 270 pass completions for 3,124 yards ... earned honorable mention All-American recognition from *Football News* as a senior ... ranked second in the conference in total offense, averaging 217.5 yards per game ... set a school record with 225 completions on 418 attempts (53.8 percent) and threw 10 touchdowns ... ranked second in school history with 2,589 yards passing ... named ACC Offensive Back of the Week on four occasions (Virginia Tech, West Virginia, Duke and Virginia) ... set a single-game school record by completing 29 passes (45 attempts) vs. Michigan in 1990 ... played in eight games as a backup to Neil O'Donnell in 1989 and completed 33 of 69 passes for 407 yards and two touchdowns ... saw action in four games in 1988, but did not see action in 1987 ... redshirted as a freshman in 1986.

Personal: Scott David Zolak was born on December 13, 1967 in Pittsburgh, Pa. ... earned all-state and all-conference honors as a senior at Ringgold High in Monongahela, Pa. ... selected to the Pittsburgh Press "Finest 44" and the Pittsburgh Post Gazette's "Fabulous 22" teams ... lettered four times in football as a quarterback ... also handled the punting duties ... lettered four times as a forward on the Ringgold basketball team ... majored in business management at Maryland ... is active in several charities including the United Way in Pennsylvania ... single.

SCOTT ZOLAK'S NFL STATISTICS

Regular Season Passing Statistics

| Year | Team | G/S | Att | Comp | Yds | Pct | TD | Int | Lg | Sacks | Rating |
|---------------------|----------|-------------|------------|-----------|------------|-------------|----------|----------|------------|---------------|--------|
| 1991 | Patriots | 0/0 | — | — | — | — | — | — | — | — | — |
| 1992 | Patriots | 6/4 | 100 | 52 | 561 | 52.0 | 2 | 4 | 65t | 17-137 | 58.8 |
| 1993 | Patriots | 3/0 | 2 | 0 | 0 | 0.0 | 0 | 0 | 0 | 0-0 | 39.6 |
| 1994 | Patriots | 16/0 | 8 | 5 | 28 | 62.5 | 0 | 0 | 15 | 0-0 | |
| Totals-4 yrs | | 25/4 | 110 | 57 | 589 | 51.8 | 2 | 4 | 65t | 17-137 | |

Regular Season Rushing Statistics

| Rushing | G/S | No | Yds | Avg | Lg | TD |
|---------------------|-------------|-----------|-----------|------------|-----------|----------|
| 1991 Patriots | 0/0 | — | — | — | — | — |
| 1992 Patriots | 6/4 | 18 | 71 | 3.9 | 19 | 0 |
| 1993 Patriots | 3/0 | 1 | 0 | 0.0 | 0 | 0 |
| 1994 Patriots | 16/0 | 1 | -1 | -1.0 | -1 | 0 |
| Totals-4 yrs | 25/4 | 20 | 70 | 3.7 | 19 | 0 |

Additional Statistics

Fumbles/Lost — 1992 (5/1)



Patriots first-round selection Ty Law is presented his jersey by owner Robert Kraft.

| Rd | Pick | Overall | Player | Pos | College |
|------|------|---------|-----------------|-----|----------------|
| 1. | 23 | 23 | Ty Law | CB | Michigan |
| 2. | 25 | 57 | Ted Johnson | LB | Colorado |
| 3a.* | 10 | 74 | Curtis Martin | RB | Pittsburgh |
| 3b. | 24 | 88 | Jimmy Hitchcock | CB | North Carolina |
| 4.* | 14 | 112 | Dave Wohlabaugh | C | Syracuse |
| 6. | 24 | 195 | Dino Philyaw | RB | Oregon |
| 7. | 26 | 234 | Carlos Yancy | CB | Georgia |

* Additional Draft Choices Obtained


- 3a. Acquired from Philadelphia as compensation for the signing of restricted free agent Kevin Turner.
4. Acquired from Kansas City (who obtained the pick from Philadelphia) in exchange for a 1996 third-round draft choice

Draft Day Trades

- Acquired the 112th pick overall from Kansas City (through Philadelphia) in exchange for a third-round selection in 1996.
- Acquired Cleveland's seventh-round pick (234th overall) in exchange for New England's seventh-round pick (231st overall).



24 TY LAW

**Cornerback****5-11 • 196 • Rookie****Draft: 1 (23rd) '95****Michigan****Born: February 10, 1974****Aliquippa, Pa.**

How Acquired: Ty Law was drafted in the first round (23rd overall) in the 1995 NFL draft ... he was the second defensive back selected in the draft.

College: Law is a superb athlete with an explosive closing burst ... excellent coverage player ... excels in isolated coverage ... entered the draft as a true junior and will be one of the youngest players in football at the age of 21. **1994:** Selected first-team All-American by Walter Camp and the *Poor Man's Guide to the NFL Draft* ... unanimous All-Big Ten Conference first-team choice ... started 11 games at weakside cornerback ... finished fourth on the team with 58 tackles (45 solos) ... batted away eight passes, including two interceptions ... collected a season-high 10 tackles in 34-26 victory over Boston College (9/3) in the season opener ... posted eight tackles vs. Colorado (9/24) ... earned "Defensive Hustler" honors for his five tackle effort vs. Wisconsin (10/29) ... closed out career by deflecting two passes and returning an interception 13 yards in a 24-14 triumph over Colorado State in the Holiday Bowl. **1993:** First-team Sophomore All-American ... unanimous All-Big Ten Conference first team pick ... started all year at weakside cornerback, finishing fourth on the team with 57 tackles (47 solos) and a tackle for loss ... led the team with six interceptions for 79 yards in returns ... snared his first career interception and returned it 25 yards in a 42-21 victory over Houston ... voted team "Defensive Hustler" after a seven-tackle performance vs. Michigan State ... recorded a season-high 10 tackles, including one for a three-yard loss vs. Illinois ... intercepted two passes and deflected another in a 58-7 victory over Minnesota ... followed with a two interception effort, including one in the end zone and the other at the five-yard line, to kill a pair of touchdown drives in a 28-0 shutout of Ohio State, earning National Player of the Week honors for *The Sporting News* and *Sports Illustrated* and Big Ten Conference Defensive Player of the Week accolades ... made seven solo tackles and picked off a pass in a 42-7 trouncing of North Carolina State in the Hall of Fame Bowl. **1992:** Freshman All-American first-team selection by *The Poor Man's Guide to the NFL Draft* and *Football Digest* ... played in every game, starting the team's final six contests at weakside cornerback ... led the team's true freshman with 49 tackles and a stop for a one-yard loss ... played nickel back early in the season before moving into the starting lineup ... had his first career tackle vs. Notre Dame and posted four solo stops with a tackle behind the line of scrimmage in a 35-3 romp over Oklahoma State ... earned his first career start as the team lined up with five defensive backs in 61-7 blowout over Houston ... made five stops in a 38-31 decision over Washington in the Rose Bowl.

Personal: Ty Law was born February 10, 1974 in Aliquippa, Pa. ... attended Aliquippa (Pa.) High and earned All-American first-team honors by *Parade* and Tom Lemming's Prep Football Report ... played tailback, cornerback, safety, wide receiver and return specialist and led the team to the Class AA state title in his final year ... averaged 22.1 yards on 23 receptions, 10.1 yards on 45 rushes, 21.1 yards per punt return, recorded 71 tackles and picked off seven passes as a senior ... two-time team MVP ... also earned MVP honors in basketball ... majored in College of Literature at Michigan.




TY LAW'S COLLEGIATE DEFENSIVE STATISTICS

| Year | G/S | TT | UT | A | S-Yds | TFL | I-Yds | PD | FF | FR |
|---------------|--------------|------------|------------|-----------|------------|------------|-------------|-----------|----------|----------|
| 1992 | 11/6 | 44 | 33 | 11 | 0-0 | 1-1 | 0-0 | 4 | 0 | 0 |
| 1993 | 11/11 | 54 | 44 | 10 | 0-0 | 1-3 | 5-79 | 7 | 0 | 0 |
| 1994 | 11/10 | 56 | 43 | 13 | 0-0 | 0-0 | 1-(-5) | 6 | 0 | 0 |
| Totals | 33/27 | 154 | 120 | 34 | 0-0 | 2-4 | 6-74 | 17 | 0 | 0 |

Additional Statistics

Punt Returns — 1993 (1 - 4 yards)

52 TED JOHNSON



Linebacker

6-3 • 240 • Rookie

Draft: 2 (57th) '95

Colorado

Born: December 4, 1972

Alameda, Calif.

How Acquired: Ted Johnson was drafted by the Patriots with their own selection in the second round (57th player selected) of the 1995 NFL draft.

College: Johnson was one of the few legitimate inside linebackers to have played in a 3-4 scheme in college ... his style of play has been likened to the Patriots' all-time leading tackler Steve Nelson — a Patriots' second round draft pick in 1974 ... was an extremely powerful run stopper at Colorado ... finished second to Barry Remington's 493 stops (1982-86) on the school's all-time list with 471 tackles ... recently timed at 4.76 in the 40-yard dash ... has the mobility and quickness to drop back into pass coverage. **1994:** Earned All-American first-team honors and was a consensus All-Big Eight Conference first-team selection ... led the team with 147 tackles (92 solos) with four sacks for minus 15 yards and six stops for losses of 9 yards ... his 147 tackles was a career high and ranks sixth on Colorado's all-time list ... recorded nine tackles or more in each of his 12 games ... opened the season with a 15-tackle effort (13 solos) in a 48-13 whipping of Northeast Louisiana (9/3) ... tied his career-high total with 20 tackles (13 solos), a sack and a pair of third-down stops vs. Nebraska (10/29) and followed with 15 tackles (nine solos) in a 17-3 victory over Oklahoma State (11/5) ... logged back-to-back 16-tackle performances vs. Kansas (11/12) and Iowa St. (11/19) ... closed out career with 18 tackles (eight solos), a four-yard sack, a seven-yard interception return and a deflected pass in a 41-24 victory over Notre Dame in the Fiesta Bowl. **1993:** Associated Press All-Big Eight Conference selection ... started every game at inside linebacker ... led the team with 131 tackles (83 solos) ... added three sacks and five tackles for losses ... recorded at least 10 tackles in nine games ... registered a season-high 16 tackles (10 solos) in a 45-21 victory over Baylor (9/11) ... recorded 14 tackles, including a sack and a tackle for loss before suffering a mild right shoulder sprain at Stanford (9/18) ... made 11 tackles (10 solos), including one for a 2-yard loss in a 41-30 decision over Fresno State in the Aloha Bowl. **1992:** Started nine of 11 games at inside linebacker ... recorded 78 tackles (41 solos), including a sack and two tackles for losses ... suffered an ankle sprain in practice prior to Nebraska game (10/31) and still recorded a career-high 20 tackles (14 solos) ... posted 10 and 17 tackles to close out the regular season ... recorded three tackles vs. Syracuse in the Fiesta Bowl. **1991:** Played in 10 games, starting the final six games as a freshman and recorded 53 tackles (37 solos) ...



made his first career interception in a 55-7 rout of Missouri (10/8) ... recorded his first 10-tackle outing vs. Oklahoma (10/17) ... posted a season-high 14 stops vs. Kansas (11/14) ... recorded nine tackles, including two for losses vs. Alabama in the Blockbuster Bowl.

Personal: Ted Johnson was born December 4, 1972 in Alameda, Calif. ... he earned All-CIF, All-North County, All-Avocado League and *Prep Football Report* All-West selection as an inside linebacker at Carlsbad (Calif.) High ... recorded 130 tackles, 12 sacks, seven forced fumbles and two interceptions as a senior ... saw action at tight end ... earned All-League honorable mention in his junior campaign after recording 82 tackles with seven sacks ... lettered twice in basketball and baseball during his freshman and sophomore years ... majored in communications at Colorado ... coached elementary school kids in basketball and football ... hobbies include skiing, golf, and surfing ... single.


TED JOHNSON'S COLLEGIATE STATISTICS

| Year | G/S | TT | UT | A | S-Yds | TFL | I-Yds | PD | FF | FR |
|---------------|--------------|------------|------------|------------|--------------|--------------|-------------|-----------|----------|----------|
| 1991 | 9/6 | 53 | 37 | 16 | 3-19 | 0-0 | 3-19 | 1 | 0 | 0 |
| 1992 | 11/9 | 78 | 41 | 37 | 1-8 | 2-4 | 0-0 | 1 | 0 | 1 |
| 1993 | 11/11 | 131 | 83 | 48 | 3-13 | 5-12 | 0-0 | 5 | 1 | 1 |
| 1994 | 11/11 | 147 | 92 | 55 | 4-15 | 6-9 | 1-1 | 3 | 3 | 1 |
| Totals | 42/37 | 409 | 253 | 156 | 11-55 | 13-25 | 4-20 | 10 | 4 | 3 |

Additional Statistics

Special Team Tackles: 15 - 1991 (1), 1992 (3), 1993 (7), 1994 (4)

28 CURTIS MARTIN



Running Back

5-11 • 203 • Rookie

Draft: 3a (74th) '95

Pittsburgh

Born: May 1, 1973

Pittsburgh, Pa.

How Acquired: Curtis Martin was drafted by the Patriots with a third round selection (74th overall) obtained from the Philadelphia Eagles as compensation for the loss of restricted free agent Kevin Turner.

College: Martin is an exciting open-field runner ... reads and reacts to blocks extremely well ... is a threat as a receiver out of the backfield ... runs with a low center of gravity and maintains good balance ... rushed for over 100 yards in 11 games ... ranks fifth on the team's all-time rushing list with 2,643 yards ... recently timed at 4.40 in the 40-yard dash. **1994:** An All-American and All-Big East Conference preseason selection, but suffered a season-ending injury in his second game ... gained 282 yards with a touchdown on 36 carries (7.3 avg.) prior to his injury ... opened the season with a career-high 251-yard effort on 28 carries (9.0 avg.) and a touchdown vs. Texas (9/3) ... rushed for 31 yards on eight carries vs. Ohio (9/10), but suffered a severely sprained ankle in the second quarter and missed the remaining nine games. **1993:** Earned honorable mention All-American honors from *Football News* as a junior ... selected first-team All-Big East Conference and Eastern College Athletic Conference choice as a junior ... started 10 games, missing only the Rutgers game (10/28) due to a left shoulder contusion (AC joint, second degree) the week before at West Virginia (10/



23) ... rushed for 1,075 yards on 210 carries (5.1 avg.) and a long of 86 yards ... scored eight touchdowns, seven rushing, one receiving ... was the first Pittsburgh rusher to break the 1,000-yard plateau since Curvin Richards gained 1,282 yards in 1989 ... eclipsed the 1,000-yard mark on a spectacular run in the season finale vs. Temple when he burst past two Owl defenders racing 80 yards for a game clinching TD ... led the Panthers with 33 receptions for 249 yards (7.6 avg.) and a touchdown ... averaged 128.5 all-purpose yards per game ... rushed for over 100 yards in four games ... exploded for a season-high 206 yards and a touchdown on 37 carries vs. Syracuse (10/16) ... picked up 140 yards on only 20 carries (7.0 avg.) and scored on a 51-yard bolt vs. Virginia Tech (9/11) ... closed out the season at Temple (11/20) with 167 yards on 29 carries (5.8 avg.) and two touchdowns (80 yards and one yard) ... added 81 yards on eight catches in the 28-18 victory. **1992:** Started only four of 10 games for the Panthers, yet finished the year with 730 yards on 158 carries (4.6 avg.) and five touchdowns ... suffered some minor injuries, including a left ankle sprain and a midseason turf toe injury ... caught 33 passes for 317 yards (9.6 avg.) and a touchdown ... closed out the season with 32 attempts for 135 yards and two touchdowns vs. Hawaii (12/5). **1991:** Earned *Football News*' freshman All-American second team selection ... played in eight games with three starts ... rushed for 556 yards on 114 carries (4.9 avg.) and two touchdowns ... caught 20 passes for 179 yards (9.0 avg.) ... rushed for 32 yards on four carries in his collegiate debut, a 34-3 victory over West Virginia in the '91 season opener (8/31) ... scored his first career touchdown on a 10-yard run in a 35-14 win over Southern Mississippi ... named ABC-TV/Chevrolet Player of the Game when he rushed for 170 yards on 18 carries (9.4 avg.), including a 36-yard score and caught five passes for 42 yards in a 14-13 beating of Minnesota (9/28) ... rushed 23 times for 121 yards (5.3 avg.) and added 66 yards on six catches (11.0 avg.) in a 24-20 victory over Maryland (10/5) ... picked up 95 yards on 23 carries in a 22-17 decision over Rutgers (11/9) ... closed out his freshman campaign with 85 yards on 20 carries and three catches for 28 yards vs. Penn State (11/28).

Personal: Curtis Martin was born the son of Curtis, Sr. and Rochella Martin on May 1, 1973 in Pittsburgh, Pa. ... attended Allderdice (Pittsburgh, Pa.) High ... did not play prep football until his senior year ... rushed for 1,705 yards on 229 carries (7.4 avg.) with 20 touchdowns ... rushed for over 200 yards four times ... earned all-state recognition and was voted City League Player of the Year (1990) by the *Pittsburgh Post-Gazette* and *Pittsburgh Press* ... named MVP in the Maryland-Pennsylvania "Big 33" All-Star Game ... named the school's Athlete of the Year and recipient of the Dapper Dan Award ... majored in public administration at Pittsburgh ... single.

CURTIS MARTIN'S COLLEGIATE STATISTICS

| Year | G/S | Rushing | | | | | | Receiving | | | | | |
|---------------|--------------|------------|--------------|------------|-----------|-----------|--|-----------|------------|------------|-----------|----------|--|
| | | No | Yds | Avg | Lg | TD | | No | Yds | Avg | Lg | TD | |
| 1991 | 8/3 | 114 | 556 | 4.9 | 43 | 2 | | 20 | 179 | 9.0 | 18 | 0 | |
| 1992 | 10/4 | 158 | 730 | 4.6 | 30 | 5 | | 33 | 317 | 9.6 | 29 | 1 | |
| 1993 | 10/10 | 210 | 1075 | 5.1 | 86 | 7 | | 33 | 249 | 7.6 | 18 | 1 | |
| 1994 | 2/2 | 36 | 282 | 7.8 | 38 | 1 | | 3 | 4 | 1.3 | 5 | 0 | |
| Totals | 30/19 | 518 | 2,643 | 5.1 | 86 | 15 | | 89 | 749 | 8.4 | 29 | 2 | |

Additional Statistics

Kickoff Returns — 1992 (2 for 45 yards)



CURTIS MARTIN'S GAME-BY-GAME STATISTICS


| | | Rushing | | | | | Receiving | | | | |
|--------------------|--------------------|------------|------------|------------|-----------|----------|-----------|------------|------------|-----------|----------|
| 1991 | Opponent | No | Yds | Avg | Lg | TD | No | Yds | Avg | Lg | TD |
| | 8/31 West Virginia | 4 | 32 | 8.0 | 17 | 0 | 0 | 0 | 0.0 | 0 | 0 |
| | 9/7 Southern Miss. | 14 | 38 | 2.7 | 10 | 1 | 1 | 11 | 11.0 | 11 | 0 |
| | 9/14 Temple | 6 | 10 | 1.7 | 8 | 0 | 0 | 0 | 0.0 | 0 | 0 |
| | 9/28 Minnesota | 18 | 170 | 9.5 | 43 | 1 | 5 | 42 | 8.4 | 14 | 0 |
| | 10/5 Maryland | 23 | 121 | 5.3 | 12 | 0 | 6 | 66 | 11.0 | 18 | 0 |
| | 10/12 Notre Dame | 6 | 10 | 1.7 | 4 | 0 | 2 | 14 | 7.0 | 9 | 0 |
| | 11/9 Rutgers | 23 | 95 | 4.1 | 13 | 0 | 3 | 18 | 6.0 | 15 | 0 |
| | 11/28 Penn State | 20 | 80 | 4.0 | 24 | 0 | 3 | 28 | 9.3 | 16 | 0 |
| 1991 Totals | | 114 | 556 | 4.9 | 43 | 2 | 20 | 179 | 9.0 | 18 | 0 |

| | | Rushing | | | | | Receiving | | | | |
|--------------------|---------------------|------------|------------|------------|-----------|----------|-----------|------------|------------|-----------|----------|
| 1992 | Opponent | No | Yds | Avg | Lg | TD | No | Yds | Avg | Lg | TD |
| | 9/5 Kent State | 18 | 80 | 4.4 | 17 | 3 | 1 | 29 | 29.0 | 29 | 1 |
| | 9/12 West Virginia | 17 | 107 | 6.3 | 29 | 0 | 4 | 43 | 10.8 | - | 0 |
| | 9/17 Rutgers | 12 | 48 | 4.0 | 9 | 0 | 2 | 3 | 1.5 | - | 0 |
| | 10/10 Notre Dame | 1 | -3 | -3.0 | -3 | 0 | 1 | 6 | 6.0 | 6 | 0 |
| | 10/17 Temple | 7 | 28 | 4.0 | 11 | 0 | 1 | 8 | 8.0 | 8 | 0 |
| | 10/24 East Carolina | 13 | 67 | 5.2 | 12 | 0 | 6 | 55 | 9.2 | - | 0 |
| | 10/31 Syracuse | 24 | 108 | 4.5 | 16 | 0 | 3 | 27 | 9.0 | - | 0 |
| | 11/14 Louisville | 16 | 61 | 3.8 | 14 | 0 | 7 | 66 | 9.4 | - | 0 |
| | 11/21 Penn State | 18 | 106 | 5.9 | 14 | 0 | 2 | 7 | 3.5 | - | 0 |
| | 12/5 Hawaii | 32 | 128 | 4.0 | 28 | 2 | 6 | 73 | 12.2 | - | 0 |
| 1992 Totals | | 158 | 730 | 4.6 | 29 | 5 | 33 | 317 | 9.6 | 29 | 1 |

| | | Rushing | | | | | Receiving | | | | |
|--------------------|----------------------|------------|--------------|------------|-----------|----------|-----------|------------|------------|-----------|----------|
| 1993 | Opponent | No | Yds | Avg | Lg | TD | No | Yds | Avg | Lg | TD |
| | 9/4 S. Mississippi | 21 | 68 | 3.2 | 15 | 1 | 7 | 84 | 12.0 | 18 | 0 |
| | 9/11 Virginia Tech | 20 | 140 | 7.0 | 51t | 1 | 0 | 0 | 0.0 | 0 | 0 |
| | 9/18 Ohio State | 18 | 57 | 3.2 | 10 | 0 | 2 | 2 | 1.0 | 0 | 3 |
| | 10/2 Louisville | 25 | 175 | 7.0 | 59 | 1 | 1 | -3 | -3.0 | -3 | 0 |
| | 10/9 Notre Dame | 19 | 72 | 3.8 | 28 | 0 | 7 | 22 | 3.1 | 15 | 0 |
| | 10/16 Syracuse | 37 | 206 | 5.5 | 24 | 1 | 2 | 10 | 5.0 | 5 | 0 |
| | 10/23 West Virginia | 12 | 94 | 7.8 | 86 | 1 | 3 | 34 | 11.3 | 14 | 0 |
| | 10/28 Rutgers | 0 | 0 | 0.0 | 0 | 0 | 0 | 0 | 0.0 | 0 | 0 |
| | 11/6 Miami | 13 | 45 | 3.4 | 10 | 0 | 2 | 16 | 8.0 | 14 | 0 |
| | 11/13 Boston College | 16 | 51 | 3.1 | 13 | 0 | 1 | 3 | 3.0 | 3 | 0 |
| | 11/20 Temple | 29 | 167 | 5.7 | 80t | 2 | 8 | 81 | 10.1 | 16 | 0 |
| 1993 Totals | | 210 | 1,075 | 5.1 | 86 | 7 | 33 | 249 | 7.6 | 18 | 1 |

| | | Rushing | | | | | Receiving | | | | |
|--------------------|-----------|-----------|------------|------------|------------|----------|-----------|----------|------------|----------|----------|
| 1994 | Opponent | No | Yds | Avg | Lg | TD | No | Yds | Avg | Lg | TD |
| | 9/3 Texas | 28 | 251 | 9.0 | n/a | 1 | 3 | 4 | 1.3 | 5 | 0 |
| | 9/10 Ohio | 8 | 31 | 3.9 | n/a | 0 | 0 | 0 | 0.0 | 0 | 0 |
| 1994 Totals | | 36 | 282 | 7.8 | n/a | 1 | 3 | 4 | 1.3 | 5 | 0 |

31 JIMMY HITCHCOCK



Cornerback

5-10 • 188 • Rookie

Draft: 3b (88th) '95

North Carolina

Born: November 9, 1971

Concord, N.C.

How Acquired: Jimmy Hitchcock was drafted by the Patriots with their own selection in the third round (88th overall) of the 1995 NFL draft.



College: Hitchcock was the top rated cornerback in the 1995 NFL draft by *The Sporting News'* draft expert Joel Buschbaum and by *The NFL Draft Report* ... he slid to the Patriots' pick with the 88th overall selection in the draft due to some medical concerns resulting from injuries suffered eight years ago ... began his collegiate career at free safety and made the transition to cornerback during his junior season in 1993 ... possesses outstanding pass coverage ability and is a physical tackler ... finished his career with 143 total tackles (94 solos) and 16 pass deflections ... started 18 of the 39 games he played in at North Carolina ... recently timed at 4.46 in the 40-yard dash. **1994:** Was one of four co-captains selected by the players for the season ... played in only six games as a senior after missing the first three games due to a preseason forearm fracture and the season finale due to a fractured thumb ... registered 27 tackles (18 solos) with a sack and four tackles for losses in six starts ... posted a season-high with seven tackles and three pass deflections in a 28-24 victory over Southern Methodist (10/1). **1993:** Finished fifth on the team with 78 tackles (53 solos) and added seven pass deflections ... caused two fumbles and recovered another ... made the transition from free safety to weakside cornerback, earning his first start on the corner vs. Maryland (9/11) ... logged seven solo stops with two pass deflections in the 59-42 victory over Maryland ... registered a career-high 14 tackles, forced a fumble, deflected two passes and returned a kick 36 yards vs. Virginia (10/23) ... recorded 11 tackles (nine solos) and batted away two passes in a 45-35 victory over Wake Forest (10/9) ... added eight tackles (six solos) vs. Texas-El Paso (10/2) ... finished the season with a four-tackle effort and a pass deflection vs. Alabama in the Gator Bowl. **1992:** Played in every game, but saw limited playing time as a reserve at free safety ... finished the year with 12 tackles (three solos) ... season-high was a five-tackle effort in relief of an injured Rondell Jones in a victory over Mississippi State (21-17) in the Peach Bowl. **1991:** Played in every game with one start ... recorded 26 tackles (20 solos) with three pass deflections and a fumble recovery ... made his starting debut vs. William & Mary (10/5) and registered 10 tackles (seven solos) with two pass deflections in a 59-36 victory ... participated in only 18 plays vs. Georgia Tech (10/26), yet recorded six tackles in the game.... recovered his first fumble in his collegiate debut vs. Cincinnati (9/14). **1990:** Redshirted as a freshman.

Personal: Jimmy Davis Hitchcock, Jr. was born on November 9, 1971 in Concord, N.C. ... attended Concord (N.C.) High and earned team MVP honors in football and track ... threw for 2,936 yards and 31 touchdowns and rushed for 1,840 yards and 25 touchdowns in his final two seasons as a quarterback ... selected to the All-Piedmont Team and earned "Top 25" billing from the *Charlotte Observer* ... a prep "Top 15" selection by the Raleigh News and Observer as a senior ... recorded 72 tackles, recovered four fumbles and intercepted six passes as a defensive back his sophomore season ... starred in the triple jump and the long jump events in track ... majored in communications at North Carolina ... single.

JIMMY HITCHCOCK'S COLLEGIATE DEFENSIVE STATISTICS


| Year | G/S | TT | UT | A | S-Yds | TFL | I-Yds | PD | FF | FR |
|---------------|--------------|------------|-----------|-----------|------------|------------|------------|-----------|----------|----------|
| 1990 | | | | | | | | | | |
| | | | | | | | | | | |
| 1991 | 11/1 | 26 | 20 | 6 | 0-0 | 0-0 | 0-0 | 3 | 0 | 1 |
| 1992 | 11/0 | 12 | 3 | 9 | 0-0 | 0-0 | 0-0 | 0 | 0 | 0 |
| 1993 | 11/11 | 78 | 53 | 25 | 0-0 | 1-1 | 0-0 | 7 | 2 | 1 |
| 1994 | 6/6 | 27 | 18 | 9 | 0-0 | 4-6 | 0-0 | 6 | 0 | 0 |
| Totals | 39/18 | 143 | 94 | 49 | 0-0 | 5-7 | 0-0 | 16 | 2 | 2 |

Additional Statistics

Kickoff Returns — 1993 (1 for 36 yards)



64 DAVE WOHLABAUGH



Center

6-3 • 304 • Rookie

Draft: 4 (112th) '95

Syracuse

Born: April 13, 1972

Hamburg, New York

(Wool-uh-bah)

How Acquired: Dave Wohlabaugh was drafted by the Patriots in the fourth round (112th overall) with a selection acquired from Kansas City (through Philadelphia) in exchange for a 1996 third round draft choice.


College: Wohlabaugh has the verstility to play either guard or the center position ... earned the second-highest rating at the center position (5.4) by *The Sporting News'* draftnik Joel Buschbaum ... played guard early in career at Syracuse and made the transition to center as a senior ... has an explosive first step and possesses tremendous athleticism for a man his size (304 pounds) ... recently timed at 5.19 in the 40-yard dash. **1994:** Super Sleeper Team and All-Big East Conference first-team selection by *The Poor Man's Guide to the NFL Draft* ... earned second-team All-Big East honors as selected by the conference ... started every game as a senior ... anchored an offensive line responsible for the team's 200.9 yard rushing average per game ... offense exploded for a season-high 618 net yards, including 414 yards rushing in a 31-7 victory over Pittsburgh (10/8) ... created the hole for quarterback Kevin Mason's 1-yard touchdown vs. Rutgers (9/17) ... delivered five knockdowns allowing RB Malcolm Thomas to rush for 236 yards in a 21-18 victory over East Carolina (9/24) ... offense rolled up 461 net yards in 28-20 defeat of Virginia Tech (10/1). **1993:** Started every game at right guard ... helped offense roll up 4,318 yards for the year ... shared game ball honors with the rest of the offensive linemen for performance vs. East Carolina (9/9) as the offense totaled 514 net yards ... named Co-Offensive Player of the Game in a 24-21 defeat of Cincinnati (9/25) for his five-knockdown performance, including a hit which sprung Terry Richardson's game-winning 7-yard touchdown run. **1992:** Played in 10 games but did not start at center, seeing only limited action behind John Reagan ... utilized mostly on kickoff return unit. **1991:** Did not see any action in reserve role. **1990:** Redshirted as a freshman.

Personal: David Vincent Wohlabaugh was born the son of Larry and Debbie Wohlabaugh on April 13, 1972 ... earned all-state, All-Western New York and All-Northeastern honors as a two-way tackle at Frontier (Hamburg, N.Y.) High ... served as team captain in his junior and senior years ... recorded 101 tackles with 14 sacks and four fumble recoveries as a senior ... majored in political sciecn at Syracuse ... has two brothers ... Dave and his wife, Virginia, have one child, Evan.

BOWLED OVER

The following rookies culminated their collegiate careers in bowl games.

| | | |
|-----------------|--------------|---------------------------------|
| Eric Alford | Orange Bowl | Nebraska 24, Miami 17 |
| David Green | Aloha Bowl | Boston College 12, Kansas St. 7 |
| Jimmy Hitchcock | Sun Bowl | North Carolina 31, Texas 35 |
| Ted Johnson | Fiesta Bowl | Colorado 41, Notre Dame 24 |
| Greg Landry | Aloha Bowl | Boston College 12, Kansas St. 7 |
| Ty Law | Holiday Bowl | Michigan 24, Colorado St. 14 |
| Dino Philyaw | Rose Bowl | Oregon 20, Penn St. 38 |
| Mike Suarez | Liberty Bowl | Illinois 30, East Carolina 0 |
| Byron Wright | Cotton Bowl | Texas Tech 14, Southern Cal 55 |

**32 DINO PHILYAW****Running Back****5-10 • 199 • Rookie****Draft: 6 (195th) '95****Oregon****Born: October 30, 1970****Kenansville, N.C.****(PHIL-yaw)**

How Acquired: Dino Philyaw was drafted by the Patriots with their own selection in the sixth round (195th overall) of the 1995 NFL draft.

College: Philyaw was dubbed "Sleeper-of-the-year candidate" by *The Sporting News*' Terry Frei in a draft review ... elusive runner and is a threat as a receiver out of the backfield ... ran track for the Ducks and finished fourth in the 100-meter dash (:10.54) at the Pac-10 Conference Championships ... recently timed at 4.45 in the 40-yard dash. **1994:** Played in every game, starting six of the first seven games for the eventual Pac-10 champions ... led the Ducks in rushing with 716 yards and seven touchdowns on 181 carries ... finished ninth in the Pac-10 in rushing despite splitting time at running back with Ricky Whittle ... his 11 touchdowns led the Pac-10 and ranked him sixth among the conference's leading scorers ... caught 30 passes for 301 yards (10.4 avg.) and four touchdowns ... added 20 yards on two kickoff returns ... opened the season with a two-touchdown effort in a 58-16 whipping of Portland State (9/3) ... followed with a pair of rushing touchdowns vs. Utah (9/17) ... rushed for 73 yards on 15 carries (4.9 avg.) with a one-yard touchdown and had a six-yard touchdown grab in a 40-18 romp over Iowa (9/24) ... broke the 100-yard barrier for the first time of the year with 123 yards on 27 carries (4.5 avg.), including a 49-yard touchdown in a 22-7 victory over Southern Cal (10/1) ... eclipsed that performance with a career-high 137 yards on 21 carries (6.5 avg.) and scored on a four-yard run in a 23-7 win over California ... scored on two touchdown receptions of 18 and 19 yards to give the Ducks a 17-13 victory over Oregon State (11/19) ... closed out the season with 80 yards on six receptions vs. Penn State in the Rose Bowl. **1993:** Played in 10 games with one start after transferring from Taft Junior College ... gained 120 yards on 33 carries as a junior and scored two touchdowns ... started second game of the season vs. Montana (9/11) and rushed for 51 yards on 10 carries in a 35-30 victory ... added a three-yard touchdown run in a 46-23 victory over Washington State (10/30). **Junior College:** Rated as one of the top 20 prospects in the junior college ranks by *Super Prep* ... limited to 102 carries during his two-year career at Taft (Calif.) J.C. ... rushed for 561 yards (5.5 avg.) with seven touchdowns ... picked up 377 yards on 74 attempts as a freshman (5.1 avg.) in a multiple-back offense ... returned 14 kickoffs for 281 yards (20.1 avg.) in 1991 ... returned a punt 72 yards for a score and finished with 289 all-purpose yards vs. American River in 1992.

Personal: Born Delvic Dyvon Philyaw on October 30, 1970 in Kenansville, N.C. ... has two sisters ... parents are Jerry and Gloria Bass ... attended Southern Wayne (Dudley, N.C.) High and earned all-state honors ... lettered in baseball, football and wrestling during his prep career ... drafted by the Cleveland Indians and played two years in their minor league organizations before attending Taft J.C. ... batted .259 with 15 stolen bases in the Gulf Coast League in 1991 ... majored in psychology at Oregon ... single.




DINO PHILYAW'S COLLEGIATE STATISTICS

| Year | G/S | No | Yds | Avg | Lg | TD | Receiving | | | | |
|---------------|--------------|------------|--------------|------------|-----------|-----------|-----------|------------|-------------|-----------|----------|
| | | | | | | | No | Yds | Avg | Lg | TD |
| 1991* | 8/8 | 74 | 377 | 5.1 | 32 | 5 | 5 | 135 | 27.0 | 76 | 3 |
| 1992* | 5/5 | 28 | 184 | 6.6 | 55 | 2 | 3 | 61 | 20.3 | 41 | 0 |
| 1993 | 8/0 | 33 | 120 | 3.6 | 15 | 2 | 3 | 47 | 15.7 | 22 | 0 |
| 1994 | 13/7 | 177 | 702 | 4.0 | 62 | 7 | 30 | 301 | 10.1 | 29 | 4 |
| Totals | 34/20 | 312 | 1,383 | 4.4 | 62 | 16 | 41 | 544 | 13.3 | 76 | 7 |

* played at Taft Junior College

40 CARLOS YANCY



Cornerback

6-0 • 185 • Rookie

Draft: 7 (234th) '95

Georgia

Born: June 24, 1970

Sarasota, Fla.

ROOKIES

How Acquired: Carlos Yancy was drafted by the Patriots with a selection acquired from the Cleveland Browns (234th overall) in exchange for the Patriots' seventh round selection (231st overall).

College: Yancy made a real impact in the Bulldogs secondary after seeing limited playing time in three years at Georgia ... proved to be one of the more talented ballhawks in the SEC ... has good speed on the corner and good reaction to the ball ... played wide receiver in high school ... recently timed at 4.4 in the 40-yard dash. **1994:** Led Georgia and finished third in the SEC with six interceptions ... led the SEC with 154 interception return yards, the third highest total in school history ... started 10 of 11 games at left cornerback ... made seven solo stops and returned an interception 24 yards vs. South Carolina (9/3) ... returned an interception 81 yards for a touchdown vs. N.E. Louisiana (9/17), the third -longest return in school history ... closed out his collegiate career with a 20-yard interception return in a 48-10 romp over Georgia Tech. **1993:** Started three of eight games at left cornerback ... recorded 15 tackles (13 solos) ... intercepted his first career pass in season finale at Georgia Tech (11/25). **1992:** Saw limited action in two games, but did not record any statistics. **1991:** Only played in one game and did not record a tackle. **1990:** Granted a medical redshirt after suffering a shoulder dislocation in fall drills.

Personal: Carlos Delanio Yancy was born on June 24, 1970 in Sarasota, Fla. ... named Southeastern Defensive Player of the Year by *College Report* as a senior at Laurinburg Institute (Sarasota, Fla.) ... was the most versatile performer playing four different positions — cornerback, outside linebacker, wide receiver and running back ... snared seven interceptions and registered a single-game career high of 12 unassisted tackles ... caught 15 passes for an average of 22 yards per catch ... averaged 8 yards per carry as a running back ... was inducted into the Laurinburg Institute's "Hall of Fame" ... majored in social work at Georgia ... single.

CARLOS YANCY'S COLLEGIATE STATISTICS

| Year | G/S | TT | UT | A | S-Yds | TFL | I-Yds | PD | FF | FR |
|---------------|--------------|-----------|-----------|-----------|-------------------|------------|--------------|----------|----------|----------|
| 1990 | | | | | | | | | | |
| | | | | | Redshirt-Freshman | | | | | |
| 1991 | 1/0 | 0 | 0 | 0 | 0-0 | 0-0 | 0-0 | 0 | 0 | 0 |
| 1992 | 2/0 | 0 | 0 | 0 | 0-0 | 0-0 | 0-0 | 0 | 0 | 0 |
| 1993 | 8/3 | 15 | 13 | 2 | 0-0 | 0-0 | 1-0 | 1 | 0 | 0 |
| 1994 | 11/10 | 41 | 32 | 9 | 0-0 | 0-0 | 6-154 | 5 | 0 | 0 |
| Totals | 22/13 | 56 | 45 | 11 | 0-0 | 0-0 | 7-154 | 6 | 0 | 0 |



1995 PATRIOTS ROOKIE FREE AGENTS

| NO | NAME | POS | HT | WT | BORN | COLLEGE |
|----|-------------------|-----|------|-----|----------|----------------------|
| 19 | Adams, Daniel | WR | 6-0 | 185 | 1/16/72 | Houston |
| 49 | Alford, Eric | TE | 6-1 | 232 | 8/12/72 | Nebraska |
| 18 | Andrews, David | WR | 6-3 | 189 | 11/11/71 | Angelo State |
| 17 | Bullard, Kendrick | WR | 6-1 | 183 | 4/30/72 | Arkansas State |
| 41 | Cade, Eddie | S | 6-1 | 206 | 8/4/73 | Arizona State |
| 45 | Catanho, Alcides | LB | 6-3 | 216 | 1/20/72 | Rutgers |
| 10 | Graham, Hason | WR | 5-10 | 176 | 3/21/71 | Georgia |
| 34 | Grant, Rupert | FB | 6-1 | 233 | 11/5/73 | Howard |
| 38 | Green, David | RB | 5-11 | 193 | 4/18/72 | Boston College |
| 60 | Holcomb, Sean | DE | 6-3 | 250 | 3/9/71 | Texas A&M-Kingsville |
| 69 | Landry, Greg | G | 6-4 | 295 | 8/5/72 | Boston College |
| 46 | Parker, Jeff | LB | 6-0 | 252 | 7/9/71 | Albany State |
| 48 | President, Andre | TE | 6-3 | 255 | 6/16/71 | Angelo State |
| 42 | Provo, Dwayne | CB | 5-9 | 180 | 10/7/70 | St. Mary's-Canada |
| 15 | Stayer, Jim | QB | 6-3 | 218 | 5/31/95 | New Hampshire |
| 72 | Suarez, Mike | T | 6-5 | 290 | 3/6/72 | Illinois |
| 39 | White, Brian | S | 6-0 | 197 | 4/21/73 | Dartmouth |
| 47 | Wright, Byron | LB | 6-4 | 245 | 3/24/72 | Texas Tech |

19 DANIEL ADAMS • WR • 6-0 • 185 • HOUSTON

Signed with the Patriots as a rookie free agent on April 24, 1995. **College:** Finished career with 71 receptions for 943 yards and seven touchdowns ... started all 11 games as a senior and closed out his collegiate career with five receptions for 88 yards vs. Rice (11/26/94) ... finished the year with 17 receptions for 269 yards (15.8 avg.) and a touchdown ... started two of nine games and caught 16 passes for 172 yards (10.8 avg.) as a junior ... had his best season statistically as a sophomore when he started four of eight games and caught 28 passes for 335 yards (12.0 avg.) and scored four touchdowns ... added a pair of two-point conversions ... snared a career high with seven receptions for 77 yards in a 49-46 decision over Texas Christian (10/31/92) ... followed with six receptions for a career-high 102 yards vs. Texas Tech (11/21/92). Played in nine games without a start and grabbed 10 receptions for 167 yards and a touchdown as a freshman in 1991. **Personal:** Born Daniel Adams on January 16, 1972 in Schulenburg, Texas ... set a Class AA state record with 1,522 yards receiving as a senior at Schulenburg (Texas) High ... grabbed 69 passes and scored 23 touchdowns to earn All-American and All-State honors ... brother, Willis, was an All-American at Houston and was a first round draft choice by the Cleveland Browns in 1979 NFL draft ... played six years (1979-85) for the Browns ... majored in business at Houston ... Daniel and his wife, Tara, have one son, Daniel Jr.

49 ERIC ALFORD • TE • 6-1 • 232 • NEBRASKA

Signed with the Patriots as a rookie free agent on April 24, 1995. **College:** Transferred to Nebraska as a wingback from Garden City Junior College in 1993 ... was one of only two Juco signees in '93 ... played in 10 of 11 games for the Cornhuskers as a junior and was credited with three catches for 27 yards ... made the transition to tight end in 1994 and caught 14 passes for 271 yards (19.4 avg.) and four touchdowns for the 1994 National Champions ... scored touchdowns of 35, 23 and 46 yards in successive games (9/8/94 thru 9/24/94) ... in 1992, Alford played split end, tight end, running back, defensive back and return specialist at Garden City (Kansas) ... earned *SuperPrep's* Juco Top 100 choice ... caught 27 passes for 476 yards (17.6 avg.) and scored seven touchdowns ... picked up 329 yards with four touchdowns on 46 carries ... returned 23 punts for 278 yards (12.1 avg.) and a touchdown ... returned 29 kickoffs with a 27.1 yard average ... recorded 55 tackles as a safety ... excelled in the long jump (25' 0") and triple jump (51' 1") in track as well ... lettered as a starter in basketball averaging 12.0 points per game. **Personal:** Born Eric Alford on August 12, 1972 in High Point, North Carolina ... lettered in football, basketball and track at Central (High Point, N.C.) High ... averaged 205 yards rushing and earned All-American honors as a safety ... in basketball, he averaged 30 points and 10 rebounds per game ... enjoys bowling and playing the violin ... majored in family science at Nebraska ... has one daughter, Tasha.

**18 DAVID ANDREWS • WR • 6-3 • 189 • ANGELO STATE**

Signed with the Patriots as a rookie free agent on April 24, 1995. **College:** Finished his two-year Angelo State career with 69 receptions, 1,143 yards (16.6 avg.) and 13 touchdowns ... added 24 kickoff returns (24.6 avg.) and 40 punt returns (8.9 avg.) ... was a fearless return artist on the collegiate level ... caught 38 passes for 526 yards in 1994 to earn All-Lone Star Conference honorable mention ... opened the season by tying a school record with 11 receptions for 142 yards vs. Portland State (9/10/94) ... scored three touchdowns on three receptions vs. Texas A&M-Kingsville in the season finale (11/12) ... led the conference with 19.9 yards per reception in 1993 and earned second-team All-LSC ... caught 31 passes for 617 yards and eight touchdowns ... returned a kickoff 100 yards for a touchdown in his Angelo State debut the first time he touched the ball, tying a school record ... caught six passes for 183 yards (30.5 avg.) and a pair of touchdowns vs. Central Oklahoma (10/23/93) ... his 88-yard touchdown in that game was the longest TD reception in school history ... earned All-American honors at Arizona Western (J.C.) in 1991. **Personal:** Born David Andrews on November 11, 1971 ... was a first-team all-district wide receiver and defensive back at Beaumont Central (Texas) High ... lettered in football, basketball and track ... drafted by the Texas Rangers despite only playing half a season of baseball in high school in 1991 ... spent the summer in the Florida Instructional League, averaging an incredible 2.1 strikeouts per inning ... majored in kinesiology at Angelo State.

17 KENDRICKE BULLARD • WR • 6-1 • 183 • ARKANSAS STATE

Signed with the Patriots as a rookie free agent on April 24, 1995. **College:** Played three seasons of football at Arkansas State (1990-92) before opting to pursue track full-time ... finished his collegiate career with 65 receptions for 1,335 yards (20.5 avg.) and 10 touchdowns ... averaged 35.9 yards per reception with 14 catches (503 yards) in 1990 ... scored six touchdowns, including a season long of 76 yards ... started nine of 11 games in 1991 and caught a career-high 29 passes for 507 yards (17.5 avg.) and two touchdowns ... scored on an 84 and an 80-yard reception ... grabbed eight passes for 124 yards vs. Colorado State in 1991 ... completed his collegiate football career with 22 catches for 325 yards and two touchdowns in 1992 ... head coach at Arkansas State was Ray Perkins ... is a world-class sprinter and was recently timed at 4.36 in the 40-yard dash ... ran track in 1993 and 1994 and set a school record in the 200 meters (:21.56). **Personal:** Born Kendricke Bullard on April 30, 1972 in Pine Bluff, Ark. ... was a two-year starter as a receiver and defensive back at Dollarway (Pine Bluff, Ark.) High ... averaged 27.5 yards per reception on 12 catches and scored four touchdowns during his prep career ... helped Dollarway to the AAA state titles in 1988 and 1989 ... two-time Class AAA state champ in the 400 meter dash ... majored in electrical engineering at Arkansas State ... is a member of the U.S. Army Reserves.

41 EDDIE CADE • S • 6-1 • 206 • ARIZONA STATE

Signed with the Patriots as a rookie free agent on April 24, 1995. **College:** Finished his collegiate career with 147 tackles, three interceptions, four forced fumbles and four fumble recoveries in three seasons at Arizona State ... started 10 games at free safety in 1994 and finished with 82 tackles with four pass deflections and an interception ... led the Sun Devils with 14 tackles and a forced fumble vs. Oregon State (9/3/94) ... started nine of 11 games at free safety in 1993 ... recorded 57 total tackles, causing three fumbles and recovering two ... intercepted two passes and batted away four others ... made 11 stops in a game at Oregon State (10/2/93) ... played in 10 games, but did not start in 1992 ... made eight hits for the year in reserve ... sat out the 1991 season. **Personal:** Born Eddie Ray Cade on August 4, 1973 in Casa Grande ... lettered in football, basketball and track at Santa Cruz (Eloy, Ariz.) High ... earned all-state and all-conference honors in football as a running back and defensive back while leading Santa Cruz to a 13-0 record and a state title ... rushed for a career-high 246 yards in a game as a senior ... earned all-conference honors in basketball and track ... majored in family studies at Arizona State.

**45 ALCIDES CATANHO • LB • 6-3 • 216 • RUTGERS**

Signed with the Patriots as a rookie free agent on April 24, 1995. **College:** Recruited to Rutgers as a tight end but made the transition to linebacker in 1992 ... started at strong side linebacker in the 4-3 defense and registered a career-high 89 tackles, including eight behind the line of scrimmage ... posted 13 tackles and forced a fumble vs. Syracuse (9/17/94) ... made 15 stops, including two for losses vs. Virginia Tech (11/12/94) ... caused two fumbles ... started two of nine games in 1993 ... recorded a season-high with 13 tackles (10 solos) vs. Boston College and forced a David Green fumble which he recovered to preserve the win over BC, despite suffering from a sprained wrist ... missed most of the 1992 season due to injuries ... redshirted in 1991. **Personal:** Born Alcides Catanho January 20, 1972 in Elizabeth, N.J. ... one of the most highly recruited tight ends in the country out of Elizabeth (N.J.) High ... caught 36 passes for 469 yards and eight touchdowns for 8-1 Minutemen squad in 1990 ... starred at power forward on Elizabeth's top ranked basketball team ... averaged 17 points per game as a senior.

10 HASON GRAHAM • WR • 5-10 • 176 • GEORGIA

Signed with the Patriots as a rookie free agent on April 24, 1995. **College:** Finished his career with 95 receptions for 1,834 yards (19.3 avg.) and 16 touchdowns ... 16 TD receptions tied a school record ... added 22 kick returns for 381 yards (17.3 avg.) ... finished second on the team with 46 catches for 881 yards (19.2 avg.) and nine touchdowns as a senior in 1994 ... 881 yards ranked second in school history ... earned second-team All-SEC honors from *Football News* ... had at least one touchdown in six different games ... grabbed six passes for 188 yards with 77-yard and 63-yard scores in a 24-21 victory over South Carolina ... scored a pair of touchdowns in games against Vanderbilt and Kentucky ... yielded 36 receptions for 699 yards (19.4 avg.) and five touchdowns in 1993, despite starting in only four games ... returned 13 kickoffs for 261 yards (20.1 avg.) ... scored two 80-yard touchdowns during the '93 season (vs. Texas Tech and Vanderbilt) ... played in every game in 1992 as a reserve and caught 13 passes for 254 yards and two touchdowns after transferring to Georgia from Hinds (Raymond, Miss.) C.C. following his freshman year. **Personal:** Born Hason Aaron Graham on March 21, 1971 ... earned all-state honors at SW DeKalb (Decatur, Ga.) High in 1990 ... scored 33 touchdowns during his prep career, a school record ... team finished 13-1 his senior year ... played receiver, running back, kick returner and punt returner ... majored in recreation and leisure studies at Georgia.

34 RUPERT GRANT • FB • 6-1 • 233 • HOWARD

Signed with the Patriots as a rookie free agent on April 24, 1995. **College:** Completed his collegiate career with 1,731 yards rushing on 364 carries (4.8 avg.) ... added 597 yards on 49 receptions (12.2 avg.) ... scored 30 touchdowns in four years, 27 rushing and three receiving ... played in seven games as a senior and finished second on the team with 426 yards rushing on 92 attempts ... was on the receiving end of 12 passes for 129 yards ... had his best season in 1993 when he was in the same offensive backfield with Patriots quarterback Jay Walker ... earned All-Mid Eastern Athletic Conference first-team honors as a junior ... led the team with 699 yards rushing on 141 carries (4.8 avg.) and scored 18 touchdowns on the ground ... credited with 22 receptions for 311 yards (14.1 avg.) and scored two touchdowns ... led the conference in scoring with 120 points ... gained a career-high 161 yards on 21 carries (7.7 avg.) and a score vs. Alcorn State to earn MEAC Player of the Week honors in 1993 ... scored two touchdowns vs. Marshall in the NCAA Division I-AA playoffs ... finished third on the team with 347 yards and four touchdowns on 78 carries (4.4 avg.) as a sophomore in 1992 ... caught 7 passes for 64 yards (9.1 avg.) ... led the team with 278 yards rushing as a freshman in 1991, averaging 5.3 yards on 53 carries ... scored his first career touchdown on a 44-yard reception in a 62-0 thrashing of Fayetteville State. **Personal:** Rupert Grant, Jr. was born the son of Rupert and Gloria Grant on November 5, 1973 ... played prep ball at Coolidge (Washington, D.C.) High.

**38 DAVID GREEN • RB • 5-11 • 193 • BOSTON COLLEGE**

Signed with the Patriots as a rookie free agent on April 24, 1995. **College:** Totaled 1,716 yards on 358 carries (4.8 avg.) and scored seven touchdowns in four years at Boston College ... added 154 yards and a touchdown on 19 receptions ... earned All-American honorable mention consideration and All-Big East recognition as a senior ... rushed for 1,018 yards on 199 carries (5.1 avg.) and caught 11 passes for 57 yards (5.2 avg.) ... gained over 100 yards in six games ... opened the season with 133 yards on 23 attempts (5.8 avg.) ... gained a career-high 186 yards vs. Pittsburgh (9/24) ... picked up 116 yards on 15 tries, breaking five tackles en route to a career-long 70-yard touchdown run in a 31-0 whipping of Syracuse (11/12) ... closed out career with 121 yards on 28 carries in a 12-7 victory over Kansas State in the Aloha Bowl ... finished second on the team in rushing in 1993 with 399 yards and four touchdowns on 74 carries ... helped the Eagles to a 33-13 victory over Virginia in the Carquest Bowl ... opened the 1992 season as a defensive back and made the transition to fullback to fill a need in the offensive backfield due to injuries ... posted a season-high 53 yards on 11 carries vs. Temple in 1992 ... rushed for 238 yards as a redshirt freshman in 1991 ... picked up 84 yards on 19 carries vs. Penn State. **Personal:** Born David G. Green on April 18, 1972 in Mt. Kisco, N.Y. ... earned all-state honors as the team captain at Fox Lane (Mt. Kisco, N.Y.) High ... twice named Section I's Outstanding Back after putting together a string of eight consecutive 150-yard performances ... gained 3,313 yards with 44 touchdowns during his career ... earned all-league and all-city honors in basketball averaging 14 points per game ... majored in marketing at Boston College.

60 SEAN HOLCOMB • DE • 6-3 • 250 • TEXAS A&M-KINGSVILLE

Signed with the Patriots as a rookie free agent on April 24, 1995. **College:** Accumulated 173 total tackles and 24 sacks in three years at Texas A&M Kingsville (Division II) ... finished with 42 tackles for losses in 41 games played ... was an All-Lone Star Conference first team selection in 1994 ... started every game in 1994 and recorded 56 tackles with seven sacks and 14 tackles for losses ... credited with five tackles, including two for minus seven yards in a 46-20 victory over Indiana (Pa.) in the NCAA Division II playoffs ... earned all-conference honors after leading the team in sacks with 12 in 1993 ... added 18 tackles behind the line of scrimmage ... finished the year with a career-high 71 tackles in 13 games ... selected first-team All-LSC in 1992 and finished with 46 tackles including five sacks and 10 tackles behind the line of scrimmage. **Personal:** Sean Holcomb was born the son of Mr. and Mrs. Sam Holcomb on March 9, 1971 in Midland, Texas ... he attended Greenwood (Midland, Texas) High, where he earned all-area and all-district honors and was named defensive MVP as a senior ... majored in marketing at Texas A&M-Kingsville.

69 GREG LANDRY • G • 6-4 • 295 • BOSTON COLLEGE

Signed with the Patriots as a rookie free agent on April 24, 1995. **College:** Earned third-team All-American honors and All-Big East Conference recognition in 1994 as a junior ... started every game at left guard and helped the offense average 377.6 yards per game ... credited with 54 knockdown blocks ... paved the way for the offense to roll up a season-high 549 net yards in a 35-14 victory over Louisville (11/3) ... earned second-team All-Big East Conference honors as a sophomore in 1993 ... played on an offensive line which dominated the line of scrimmage as the Eagles averaged 506.4 yards per game ... lead blocker who cleared out a couple of would-be tacklers on David Green's 7-yard touchdown run as BC piled up 617 yards in a 48-34 triumph over Virginia Tech ... was a freshman All-American by *Gridiron Report* in 1992 ... credited with 45 knockdown blocks as the team averaged 438.4 yards per game ... redshirted in 1991. **Personal:** Gregory Mark Landry was born the son of Brian and Patricia Landry on August 5, 1972 in Lynn, Mass. ... earned all-league honors at Lynn English (Mass.) High ... played in the Shriners' and Agganins All-Star games ... lettered in football, basketball and baseball ... majored in communications at Boston College.

**46 JEFF PARKER • LB • 6-0 • 252 • ALBANY STATE**

Signed with the Patriots as a rookie free agent on April 24, 1995. **College:** Totaled 326 tackles, including 145 solo stops in four years at Albany State ... started 36 of 41 games during his collegiate career ... earned first-team All-Southern Intercollegiate Athletic Conference honors in 1994 after leading the conference in tackles with 115 ... added two sacks, 10 tackles for losses, four passes defended, forced and recovered two fumbles ... credited with 18 tackles (10 solos) vs. Valdosta State in the NCAA Division II Playoffs in 1994 ... earned second team All-SIAC honors in 1993 ... finished the year with 76 tackles, including five stops for minus yardage ... registered 69 tackles as a sophomore in 1992 and 66 tackles in 1991 as a freshman. **Personal:** Born Jeff Parker on July 9, 1971 in Warthen, Ga. ... lettered in football and track at Sandersville (Ga.) High ... majored in health and physical education at Albany State.

48 ANDRE PRESIDENT • TE • 6-3 • 255 • ANGELO STATE

Signed with the Patriots as a rookie free agent on April 24, 1995. **College:** President was originally recruited to Angelo State as a power forward by the ASU basketball program ... tried out for the football team in 1993 after completing his basketball eligibility ... was originally projected as a defensive end during the spring tryouts in 1993, but made the transition to tight end and earned second-team All-Lone Star Conference honors in his first season of college football ... caught 14 passes for 235 yards and one touchdown ... returned in 1994 to earn unanimous first-team all-conference honors ... finished third on the team with 13 receptions for 135 yards (10.4 avg.) ... closed out his two-year career with 27 receptions for 370 yards and a score ... regarded as one of the premier blocking tight ends on the Division II level. **Personal:** Andre President was born the son of James and Mildred President on June 16, 1971 in Fort Worth, Texas ... was a two-time all-district prep basketball player at Everman (Fort Worth, Texas) High ... lettered in football as a sophomore, but did not play as a junior or senior ... lettered in basketball for two seasons at Lamar (Colo.) Community College ... majored in government at Angelo State.

42 DWAYNE PROVO • CB • 5-9 • 180 • ST. MARY'S-CANADA

Signed with the Patriots as a rookie free agent on April 24, 1995. **College:** Earned Male Athlete of the Year honors in 1994 ... voted the Most Valuable Player of St. Mary's track team during 1994/95 season ... won the 60 meters in the AUAA Track & Field Championships in March 1995. **Personal:** Born Dwayne Provo on October 7, 1970 in North Preston, Nova Scotia ... attended Cole Harbour High in North Preston, Nova Scotia.

15 JIM STAYER • QB • 6-3 • 218 • NEW HAMPSHIRE

Signed with the Patriots as a rookie free agent on May 31, 1995. **College:** Set a Wildcat career passing record by completing 59 percent of his passes (419 of 710 attempts) ... passed for 5,359 yards, 31 touchdowns and 23 interceptions during his collegiate career ... earned the Coca-Cola/ECAC Gold Helmet honors as the top player in New England as the offensive captain at New Hampshire ... led New Hampshire to the school's 11th Yankee Conference Championship with an 8-0 conference record and a 10-2 record overall in 1994 ... started every game and completed 166 of 271 attempts (.613) for 1,998 yards and 12 touchdowns ... threw only four interceptions in 1994 and only five interceptions in 1993 after throwing 14 in his first year as a starter in 1992 ... earned ECAC I-AA Player of the Week honors after passing for a season high 264 yards and a touchdown on 22 completions (32 attempts) ... recorded career highs as a sophomore in 1992 with 276 attempts and 2,220 yards ... his 2,220 yards passing is the fourth-best single-season performance in school history. **Personal:** Jim Stayer was born the son of Jerry and Beverly Stayer on January 16, 1972 ... he was a three sport standout at Port Allegany (Pa.) High, lettering in football, basketball and track ... played in the "Big 33" All-Star football game ... was the school's all-time leading scorer for the Port Allegany basketball team ... majored in consumer studies at New Hampshire.

**72 MIKE SUAREZ • T • 6-5 • 290 • ILLINOIS**

Signed with the Patriots as a rookie free agent on April 24, 1995. **College:** Started at right tackle for the Fighting Illini ... credited with 39 knockdown blocks ... leveled linebacker Lorenzo Styles to clear the way for a 6-yard touchdown run by RB Ty Douthard in a 24-10 victory over Ohio State in 1994 ... started the first four games of the season at left tackle, but sustained a sprained ankle vs. Iowa and returned a week later in a reserve role for the remainder of the 1993 season ... saw limited action in 1992, mostly on special teams ... played in reserve roles at both tackle positions ... utilized on special teams in 1991, after redshirting as a freshman in 1990.

Personal: Michael Suarez was born the son of James and Carol Suarez on March 6, 1972 in DePue, Illinois ... attended DePue (Ill.) High, where he lettered in basketball (4 times), football (3) and track (2) ... twice earned all-state basketball honors and ranked fourth on the school's all-time basketball scoring list ... earned all-state honors in football as a senior ... brother, Brian, was drafted by the Philadelphia Phillies and had a stint in the Chicago Cubs' farm system ... brother, Randy, played basketball at South Dakota State ... enjoys hunting and fishing ... majored in leisure studies/program management at Illinois.

39 BRIAN WHITE • S • 6-0 • 197 • DARTMOUTH


Agreed to terms with the Patriots as a rookie free agent on April 24, 1995.

College: Completed his collegiate career with 139 tackles in 30 games and six interceptions for 119 yards ... started all 10 games in 1994 and recorded 74 tackles ... added four interceptions for 75 yards and scored a touchdown ... earned All-American honors by the National Fraternity Conference in 1994 ... selected first-team All-Ivy League and All-New England ... named Ivy League Defensive Player of the Week after posting seven tackles with two interceptions, including one that was returned 36 yards for a touchdown in a 27-15 victory over Lafayette ... gained 157 yards on three kickoff returns with a 98-yard score and had six tackles with a pass break up vs. Harvard performed kickoff and punt return responsibilities in 1994 ... earned honorable mention All-Ivy League honors as a junior ... led the Big Green with 10 pass deflections and snared two interceptions in 1993 ... returned punts and kicks as a junior ... earned his first varsity letter as a sophomore ... lettered all four seasons at Dartmouth in lacrosse. **Personal:** Brian White was born the son of Jo Jo and Estelle White on April 21, 1973 in Newton, Mass. ... father played for the Boston Celtics and scored 13,188 points during his 10-year Celtic career (1969-70 through 1978-79) ... Jo Jo's number 10 was retired by the Celtics ... has four sisters ... Brian was a prep standout in football, basketball and lacrosse at Newton South (Mass.) High ... played football with PR intern Marlon Toon in high school ... inducted into the Eastern Massachusetts Chapter of the National Football Foundation and Hall of Fame ... earned All-American recognition and MVP of the *Boston Herald's* All-Scholastic team in lacrosse ... majored in government at Dartmouth.

47 BYRON WRIGHT • LB • 6-4 • 245 • TEXAS TECH

Signed with the Patriots as a rookie free agent on April 24, 1995. **College:**


Started 16 of 33 games played in the last three years ... totaled 97 career tackles at Texas Tech, including 6.5 sacks and eight tackles for losses ... started every game in 1994 at right defensive end ... posted 45 tackles (32 solos) with 3.5 sacks and five tackles for losses ... caused four fumbles and broke up two passes ... ended his career with a 7-yard sack and a pair of tackles vs. Southern Cal in the Cotton Bowl ... started five of 11 games at left defensive end in 1993 after making the transition from outside linebacker ... registered 42 total tackles, including three sacks and two tackles for losses ... played left outside linebacker in 1992 and finished the year with 10 tackles and one tackle for a loss in reserve action ... served on the scout team as a freshman in 1991 but did not play while recovering from a knee injury in the '91 spring drills ... redshirted in 1990. **Personal:** Born the son of Presley and Brenda Wright on March 24, 1972 in Wichita Falls, Texas ... has two brothers ... earned MVP honors on the Red River Top 22 by *Wichita Falls Record* at Hirschi (Wichita Falls, Texas) High ... led Hirschi to a 20-8 record during his career ... majored in social welfare.




Daniel Adams
Wide Receiver




Eric Alford
Tight End




David Andrews
Wide Receiver




Kendrick Bullard
Wide Receiver




Eddie Cade
Safety




Alcides Catanho
Linebacker




Hason Graham
Wide Receiver




Rupert Grant
Fullback




David Green
Running Back




Sean Holcomb
Defensive End




Greg Landry
Guard




Jeff Parker
Linebacker




Andre President
Tight End




Dwayne Provo
Cornerback




Jim Stayer
Quarterback



Mike Suarez
Tackle



Brian White
Safety



Byron Wright
Linebacker



HOW THE 1995 PATRIOTS WERE BUILT

29 DRAFTEES (Round)

- 1987-** Bruce Armstrong (1)
- 1988-** Vincent Brown (2)
- 1989-** Maurice Hurst (4)
- 1991-** Pat Harlow (1)
Scott Zolak (4)
Ben Coates (5)
- 1992-** Todd Collins (3)
Dwayne Sabb (5)
Sam Gash (8)
- 1993-** Drew Bledsoe (1)
Chris Slade (2)
Todd Rucci (2)
Vincent Brisby (2)
Corwin Brown (4)
Troy Brown (8)
- 1994-** Willie McGinest (1)
Kevin Lee (2)
John Burke (4)
Pat O'Neill (5)
Max Lane (6b)
Jay Walker (7a)
Marty Moore (7b)
- 1995-** Ty Law (1)
Ted Johnson (2)
Curtis Martin (3a)
Jimmy Hitchcock (3b)
David Wohlabagh (4)
Dino Philyaw (6)
Carlos Yancy (7)

3 WAIVER ACQUISITIONS

- 1993-** Mike Arthur (Cincinnati)
Matt Bahr (Philadelphia)
Terry Ray (Atlanta)

5 VETERAN FREE AGENTS

- 1993-** Mike Gisler
Doug Skene
- 1994-** Mike Jones
Larry Whigham
- 1995-** Reggie White

1 RESTRICTED FREE AGENT

- 1995-** Tim Roberts

10 UNRESTRICTED FREE AGENTS

- 1993-** Aaron Jones (Pittsburgh)
Mike Pitts (Philadelphia)
- 1994-** Steve DeOssie (NY Jets)
Myron Guyton (NY Giants)
Bob Kratch (NY Giants)
Ricky Reynolds (Tampa Bay)
- 1995-** Bobby Abrams (Minnesota)
Jeff Dellenbach (Miami)
Jon Hand (Indianapolis)
David Meggett (NY Giants)

34 FIRST-YEAR FREE AGENTS

- 1993-** Ray Crittenden
Corey Croom
Burnie Legette
Vernon Lewis
Brandon Moore
- 1994-** Troy Barnett
Andre Bowden
Elbert Ellis
Paul Francisco
James Gregory
Mario Henry
Leonard Ray Jr.
Sylvester Stanley
Rich Tylski
Bruce Walker
- 1995-** Daniel Adams
Eric Alford
David Andrews
Kendricke Bullard
Eddie Cade
Alcides Catanho
Hason Graham
Rupert Grant
David Green
Sean Holcomb
Greg Landry
Will Moore
Jeff Parker
Andre President
Dwayne Provo
Jim Stayer
Mike Suarez
Brian White
Byron Wright

A **first-year free agent** is defined as any rookie free agent (undrafted) or any player who did not have an accrued season of NFL experience prior to his signing.



1995 NUMERICAL TRAINING CAMP ROSTER

(Ages as of September 1, 1995)

| NO | NAME | POS | HT | WT | AGE | YEAR | COLLEGE | ACQUIRED |
|----|-------------------|------|------|-----|-----|------|------------------------|--------------|
| 3 | Matt Bahr | K | 5-10 | 175 | 39 | 17 | Penn State | CW (PHI)-93 |
| 5 | Pat O'Neill | P/PK | 6-1 | 200 | 24 | 2 | Syracuse | D5-94 |
| 7 | Jay Walker | QB | 6-3 | 232 | 23 | 2 | Howard | D7a-94 |
| 10 | Hason Graham | WR | 5-10 | 176 | 24 | R | Georgia | FA-95 |
| 11 | Drew Bledsoe | QB | 6-5 | 233 | 23 | 3 | Washington State | D1-93 |
| 12 | Mario Henry | WR | 6-1 | 187 | 23 | 1 | Rutgers | FA-94 |
| 15 | Jim Stayer | QB | 6-3 | 218 | 23 | R | New Hampshire | FA-95 |
| 16 | Scott Zolak | QB | 6-5 | 222 | 26 | 5 | Maryland | D4-91 |
| 17 | Kendricke Bullard | WR | 6-1 | 183 | 23 | R | Arkansas State | FA-95 |
| 18 | David Andrews | WR | 6-3 | 189 | 23 | R | Angelo State | FA-95 |
| 19 | Daniel Adams | WR | 6-0 | 185 | 23 | R | Houston | FA-95 |
| 21 | Ricky Reynolds | CB | 5-11 | 190 | 30 | 9 | Washington State | UFA (TB)-94 |
| 22 | David Meggett | RB | 5-7 | 195 | 29 | 7 | Towson State | UFA-95 |
| 23 | Terry Ray | SS | 6-1 | 205 | 25 | 4 | Oklahoma | CW(ATL)-93 |
| 24 | Ty Law | CB | 5-11 | 196 | 21 | R | Michigan | D1-95 |
| 25 | Larry Whigham | SS | 6-2 | 202 | 23 | 2 | N.E. Louisiana | FA-94 |
| 26 | Corey Croom | RB | 5-11 | 208 | 24 | 3 | Ball State | FA-93 |
| 28 | Curtis Martin | RB | 5-11 | 203 | 22 | R | Pittsburgh | D3a-95 |
| 29 | Myron Guyton | FS | 6-1 | 205 | 28 | 7 | E. Kentucky | UFA (NYG)-94 |
| 30 | Corwin Brown | FS | 6-1 | 200 | 25 | 3 | Michigan | D4b-93 |
| 31 | Jimmy Hitchcock | CB | 5-10 | 188 | 23 | R | North Carolina | D3b-95 |
| 32 | Dino Philyaw | RB | 5-10 | 199 | 24 | R | Oregon | D6-95 |
| 33 | Sam Gash | FB | 5-11 | 224 | 26 | 4 | Penn State | D8b-92 |
| 34 | Rupert Grant | FB | 6-1 | 233 | 21 | R | Howard | FA-95 |
| 35 | Burnie Legette | FB | 6-1 | 243 | 23 | 3 | Michigan | FA-93 |
| 37 | Maurice Hurst | CB | 5-10 | 185 | 28 | 7 | Southern | D4A-89 |
| 38 | David Green | RB | 5-11 | 193 | 23 | R | Boston College | FA-95 |
| 39 | Brian White | S | 6-0 | 197 | 22 | R | Dartmouth | FA-95 |
| 40 | Carlos Yancy | CB | 6-1 | 185 | 25 | R | Georgia | D7-95 |
| 41 | Eddie Cade | S | 6-1 | 206 | 22 | R | Arizona State | FA-95 |
| 42 | Dwayne Provo | CB | 5-9 | 180 | 23 | R | St. Mary's-Canada | FA-95 |
| 43 | Vernon Lewis | CB | 5-10 | 192 | 24 | 3 | Pittsburgh | FA-93 |
| 45 | Alcides Catanho | LB | 6-3 | 216 | 23 | R | Rutgers | FA-95 |
| 46 | Jeff Parker | LB | 6-0 | 252 | 24 | R | Albany State | FA-95 |
| 47 | Byron Wright | LB | 6-4 | 245 | 23 | R | Texas Tech | FA-95 |
| 48 | Andre President | TE | 6-3 | 255 | 24 | R | Angelo State | FA-95 |
| 49 | Eric Alford | TE | 6-1 | 232 | 22 | R | Nebraska | FA-95 |
| 50 | Bobby Abrams | LB | 6-3 | 240 | 28 | 6 | Michigan | UFA-95 |
| 51 | Andre Bowden | LB | 6-3 | 240 | 27 | 1 | Fayetteville State | FA-94 |
| 52 | Ted Johnson | LB | 6-3 | 240 | 22 | R | Colorado | D2-95 |
| 53 | Chris Slade | LB | 6-5 | 242 | 24 | 3 | Virginia | D2a-93 |
| 54 | Todd Collins | LB | 6-2 | 242 | 25 | 4 | Carson-Newman | D3a-92 |
| 55 | Willie McGinest | LB | 6-5 | 255 | 23 | 2 | Southern Cal | D1-94 |
| 58 | Marty Moore | LB | 6-1 | 244 | 24 | 2 | Kentucky | D7b-94 |
| 59 | Vincent Brown | LB | 6-2 | 245 | 30 | 8 | Mississippi Valley St. | D2-88 |



1995 NUMERICAL TRAINING CAMP ROSTER

| NO | NAME | POS | HT | WT | AGE | YEAR | COLLEGE | ACQUIRED |
|----|-------------------|-----|-----|-----|-----|------|----------------------|--------------|
| 60 | Sean Holcomb | DE | 6-3 | 250 | 24 | R | Texas A&M-Kingsville | FA-95 |
| 61 | Bob Kratch | G | 6-3 | 288 | 29 | 7 | Iowa | UFA (NYG)-94 |
| 62 | Rich Tylski | C | 6-4 | 289 | 24 | 1 | Utah State | FA-94 |
| 63 | Sylvester Stanley | NT | 6-2 | 290 | 25 | 2 | Michigan | FA-94 |
| 64 | Dave Wohlabaugh | C | 6-3 | 304 | 23 | R | Syracuse | D4-95 |
| 65 | Mike Arthur | C | 6-3 | 280 | 27 | 5 | Texas A&M | CW(CIN)-93 |
| 66 | Jeff Dellenbach | C | 6-6 | 300 | 32 | 11 | Wisconsin | UFA-95 |
| 67 | Mike Gisler | C | 6-4 | 300 | 26 | 3 | Houston | FA-93 |
| 68 | Max Lane | T | 6-6 | 295 | 24 | 2 | Navy | D6b-94 |
| 69 | Greg Landry | G | 6-4 | 295 | 23 | R | Boston College | FA-95 |
| 70 | Brandon Moore | T | 6-7 | 295 | 25 | 3 | Duke | FA-93 |
| 71 | Todd Rucci | G | 6-5 | 291 | 25 | 3 | Penn State | D2b-93 |
| 72 | Mike Suarez | T | 6-5 | 290 | 23 | R | Illinois | FA-95 |
| 74 | Doug Skene | G | 6-6 | 295 | 25 | 3 | Michigan | FA-93 |
| 75 | Leonard Ray Jr. | DE | 6-3 | 297 | 24 | 1 | Louisville | FA-94 |
| 77 | Pat Harlow | T | 6-6 | 290 | 26 | 5 | Southern Cal | D1a-91 |
| 78 | Bruce Armstrong | T | 6-4 | 295 | 29 | 9 | Louisville | D1-87 |
| 80 | Troy Brown | WR | 5-9 | 190 | 24 | 3 | Marshall | FA-94 |
| 81 | Ray Crittenden | WR | 6-1 | 188 | 25 | 3 | Virginia Tech | FA-93 |
| 82 | Vincent Brisby | WR | 6-2 | 188 | 24 | 3 | NE Louisiana | D2c-93 |
| 83 | Will Moore | WR | 6-2 | 180 | 25 | 1 | Texas Southern | FA-95 |
| 84 | Elbert Ellis | WR | 6-5 | 216 | 26 | 2 | Pittsburgh | FA-94 |
| 85 | John Burke | TE | 6-3 | 255 | 23 | 2 | Virginia Tech | D4-94 |
| 86 | Kevin Lee | WR | 6-1 | 194 | 24 | 2 | Alabama | D2-94 |
| 87 | Ben Coates | TE | 6-5 | 245 | 26 | 5 | Livingstone College | D5b-91 |
| 88 | Paul Francisco | TE | 6-6 | 250 | 25 | 1 | Boston University | FA-94 |
| 90 | Reggie White | NT | 6-4 | 315 | 25 | 4 | North Carolina A&T | FA-95 |
| 91 | Bruce Walker | NT | 6-4 | 310 | 23 | 2 | UCLA | FA-94 |
| 92 | Jon Hand | DE | 6-7 | 295 | 31 | 10 | Alabama | FA-95 |
| 93 | Mike Pitts | DE | 6-5 | 277 | 34 | 13 | Alabama | UFA (PHI)-93 |
| 94 | Tim Roberts | DE | 6-6 | 318 | 26 | 4 | Southern Mississippi | RFA-95 |
| 95 | Dwayne Sabb | LB | 6-4 | 248 | 25 | 4 | New Hampshire | D5-92 |
| 96 | Mike Jones | DE | 6-4 | 295 | 26 | 5 | North Carolina State | FA-94 |
| 97 | Aaron Jones | DE | 6-5 | 267 | 27 | 8 | Eastern Kentucky | UFA (PIT)-93 |
| 98 | Troy Barnett | DE | 6-5 | 293 | 24 | 2 | North Carolina | FA-94 |
| 99 | Steve DeOssie | LB | 6-2 | 248 | 32 | 12 | Boston College | UFA (NYJ)-94 |

PRONUNCIATION GUIDE

Andre **Bowden** (BOU-den)Vincent **Brisby** (BRIZ-be)John **Burke** (BURK)**Alcides Catalanho** (al-C-DEES cah-TAN-O)Mike **Gisler** (GEESE-ler)**Hason** Graham (ha-SAWN)Burnie **Legette** (leh-GET)Willie **McGinest** (Mc-GINN-est)Dino **Philyaw** (PHIL-yaw)Todd **Rucci** (ROO-chee)Doug **Skene** (SKEEN)Mike **Suarez** (SWAR-ez)Rich **Tylski** (TILL-ski)Dave **Wohlabaugh** (WOOL-uh-bah)



1995 ALPHABETICAL TRAINING CAMP ROSTER

| NO | NAME | POS | HT | WT | BORN | EXP | COLLEGE | HIGH SCHOOL |
|----|-------------------|-----|------|-----|----------|-----|----------------------|----------------------|
| | | | | | | | | HOMETOWN |
| 50 | Abrams, Bobby | LB | 6-3 | 230 | 04/12/67 | 6 | Michigan | Detroit, Mich. |
| 19 | Adams, Daniel | WR | 6-0 | 185 | 01/16/72 | R | Houston | Schulenburg, Texas |
| 49 | Alford, Eric | TE | 6-1 | 232 | 08/12/72 | R | Nebraska | High Point, Texas |
| 18 | Andrews, David | WR | 6-3 | 189 | 11/11/71 | R | Angelo State | Beaumont, Texas |
| 78 | Armstrong, Bruce | T | 6-4 | 295 | 09/07/65 | 9 | Louisville | Miami, Fla. |
| 65 | Arthur, Mike | C | 6-3 | 280 | 05/07/68 | 5 | Texas A&M | Houston, Texas |
| 3 | Bahr, Matt | K | 5-10 | 175 | 07/06/56 | 17 | Penn State | Langhorne, Pa. |
| 98 | Barnett, Troy | DE | 6-5 | 293 | 05/24/71 | 2 | North Carolina | Jacksonville, N.C. |
| 11 | Bledsoe, Drew | QB | 6-5 | 233 | 02/14/72 | 3 | Washington St. | Walla Walla, Wa. |
| 51 | Bowden, Andre | LB | 6-3 | 240 | 04/04/68 | 1 | Fayetteville St. | Faquet Varina, N.C. |
| 82 | Brisby, Vincent | WR | 6-2 | 188 | 01/25/71 | 3 | N.E. Louisiana | Lake Charles, La. |
| 30 | Brown, Corwin | S | 6-1 | 200 | 04/25/70 | 3 | Michigan | Chicago, Ill. |
| 80 | Brown, Troy | WR | 5-9 | 190 | 07/02/71 | 3 | Marshall | Blackville, S.C. |
| 59 | Brown, Vincent | LB | 6-2 | 245 | 01/09/65 | 8 | Miss. Valley St. | Decatur, Ga. |
| 17 | Bullard, Kendrick | WR | 6-1 | 183 | 04/30/72 | R | Arkansas St. | Pine Bluff, Ark. |
| 85 | Burke, John | TE | 6-3 | 255 | 09/07/71 | 2 | Virginia Tech | Holmdel, N.J. |
| 41 | Cade, Eddie | S | 6-1 | 206 | 08/04/73 | R | Arizona St. | Eloy, Ariz. |
| 45 | Catanho, Alcides | LB | 6-3 | 216 | 01/20/72 | R | Rutgers | Elizabeth, N.J. |
| 87 | Coates, Ben | TE | 6-5 | 245 | 08/16/69 | 5 | Livingstone | Greenwood, S.C. |
| 54 | Collins, Todd | LB | 6-2 | 242 | 05/27/70 | 4 | Carson-Newman | New Market, Tenn. |
| 81 | Crittenden, Ray | WR | 6-1 | 188 | 03/01/70 | 3 | Virginia Tech | Washington, D.C. |
| 26 | Croom, Corey | RB | 5-11 | 208 | 05/22/71 | 3 | Ball State | Sandusky, Ohio |
| 66 | Dellenbach, Jeff | C | 6-6 | 300 | 02/14/63 | 11 | Wisconsin | Wausau, Wis. |
| 50 | DeOssie, Steve | LB | 6-2 | 248 | 11/22/62 | 12 | Boston College | Boston, Mass. |
| 84 | Ellis, Elbert | WR | 6-5 | 216 | 06/23/69 | 2 | Pittsburgh | Durham, N.C. |
| 88 | Francisco, Paul | TE | 6-6 | 250 | 10/14/69 | 1 | Boston University | Dorchester, Mass. |
| 33 | Gash, Sam | FB | 5-11 | 224 | 03/07/69 | 4 | Penn State | Hendersonville, N.C. |
| 67 | Gisler, Mike | C | 6-4 | 300 | 08/26/69 | 3 | Houston | Range, Texas |
| 10 | Graham, Hason | WR | 5-10 | 176 | 03/21/71 | R | Georgia | Decatur, Ga. |
| 34 | Grant, Rupert | FB | 6-1 | 233 | 11/05/73 | R | Howard | Washington D.C. |
| 38 | Green, David | RB | 5-11 | 193 | 04/18/72 | R | Boston College | Mt. Kisco, N.Y. |
| 29 | Guyton, Myron | S | 6-1 | 205 | 08/26/67 | 7 | E. Kentucky | Thomasville, Ga. |
| 92 | Hand, Jon | DE | 6-7 | 295 | 11/13/63 | 10 | Alabama | Sylacauga, Ala. |
| 77 | Harlow, Pat | T | 6-6 | 290 | 03/16/69 | 5 | Southern Cal | Norco, Calif. |
| 12 | Henry, Mario | WR | 6-1 | 187 | 09/14/71 | 1 | Rutgers | Medford, N.J. |
| 31 | Hitchcock, Jimmy | CB | 5-10 | 188 | 11/09/71 | R | North Carolina | Concord, N.C. |
| 60 | Holcomb, Sean | DE | 6-3 | 250 | 03/09/71 | R | Texas A&M-Kingsville | Midland, TX |
| 37 | Hurst, Maurice | CB | 5-10 | 185 | 09/17/67 | 7 | Southern | New Orleans, La. |
| 52 | Johnson, Ted | LB | 6-3 | 240 | 12/04/72 | R | Colorado | Carlsbad, Calif. |
| 97 | Jones, Aaron | DE | 6-5 | 267 | 12/18/66 | 8 | Eastern Kentucky | Orlando, Fla. |
| 96 | Jones, Mike | DE | 6-4 | 295 | 08/25/69 | 5 | N.C. State | Columbus, S.C. |
| 61 | Kratch, Bob | G | 6-3 | 288 | 01/06/66 | 7 | Iowa | Mahwah, N.J. |
| 69 | Landry, Greg | G | 6-4 | 295 | 08/05/72 | R | Boston College | Lynn, Mass. |
| 68 | Lane, Max | T | 6-6 | 295 | 02/22/71 | 2 | Navy | Norborne, Mo. |
| 24 | Law, Ty | CB | 5-11 | 196 | 02/10/74 | R | Michigan | Alquippa, Pa. |



1995 ALPHABETICAL TRAINING CAMP ROSTER

| NO | NAME | POS | HT | WT | BORN | EXP | COLLEGE | HIGH SCHOOL |
|----|--------------------|------|------|-----|----------|-----|--------------------|-------------------------|
| | | | | | | | | HOMETOWN |
| 86 | Lee, Kevin | WR | 6-1 | 194 | 01/01/71 | 2 | Alabama | Mobile, Ala. |
| 35 | Legette, Burnie | FB | 6-1 | 243 | 12/05/70 | 3 | Michigan | Colorado Springs, Colo. |
| 43 | Lewis, Vernon | CB | 5-10 | 192 | 10/27/70 | 3 | Pittsburgh | Houston, Texas |
| 28 | Martin, Curtis | RB | 5-11 | 203 | 05/01/73 | R | Pittsburgh | Pittsburgh, Pa. |
| 55 | McGinest, Willie | LB | 6-5 | 255 | 12/11/71 | 2 | Southern Cal | Long Beach, Ca. |
| 22 | Meggett, Dave | RB | 5-7 | 195 | 04/30/66 | 7 | Towson State | Charleston, S.C. |
| 70 | Moore, Brandon | T | 6-6 | 295 | 06/21/70 | 3 | Duke | Bowling Springs, Pa. |
| 58 | Moore, Marty | LB | 6-1 | 244 | 03/19/71 | 2 | Kentucky | Fort Thomas, Ky. |
| 83 | Moore, Will | WR | 6-2 | 180 | 02/21/70 | 1 | Texas Southern | Dallas, Texas |
| 5 | O'Neill, Pat | P/PK | 6-1 | 200 | 02/09/71 | 2 | Syracuse | Harrisburg, Pa. |
| 46 | Parker, Jeff | LB | 6-0 | 252 | 07/09/71 | R | Albany St. | Warthen, Ga. |
| 32 | Philyaw, Dino | RB | 5-10 | 199 | 10/30/70 | R | Oregon | Dudley, N.C. |
| 93 | Pitts, Mike | DE | 6-5 | 277 | 09/25/60 | 13 | Alabama | Baltimore, Md. |
| 48 | President, Andre | TE | 6-3 | 255 | 06/16/71 | R | Angelo St. | Fort Worth, Texas |
| 42 | Provo, Dwayne | CB | 5-9 | 180 | 10/07/70 | R | St. Marys | N.Preston, Nova Scotia |
| 75 | Ray, Leonard, Jr. | DE | 6-3 | 297 | 08/23/71 | 1 | Louisville | Port St. Joe, Fla. |
| 23 | Ray, Terry | S | 6-1 | 205 | 10/12/69 | 4 | Oklahoma | Killeen, Texas |
| 21 | Reynolds, Ricky | CB | 5-11 | 190 | 01/19/65 | 9 | Washington St. | Sacramento, Ca. |
| 94 | Roberts, Tim | DE | 6-6 | 318 | 04/14/69 | 4 | Southern Miss. | Atlanta, Ga. |
| 71 | Rucci, Todd | G | 6-5 | 291 | 07/14/70 | 3 | Penn State | Upper Darby, Pa. |
| 95 | Sabb, Dwayne | LB | 6-4 | 248 | 10/09/69 | 4 | New Hampshire | Union, N.J. |
| 74 | Skene, Doug | G | 6-6 | 295 | 06/17/70 | 3 | Michigan | Fairview, Texas |
| 53 | Slade, Chris | LB | 6-5 | 242 | 01/30/71 | 3 | Virginia | Newport News, Va. |
| 63 | Stanley, Sylvester | NT | 6-2 | 290 | 05/14/70 | 2 | Michigan | Youngstown, Ohio |
| 15 | Stayer, Jim | QB | 6-3 | 218 | 01/16/72 | R | New Hampshire | Port Allegany, Pa. |
| 72 | Suarez, Mike | T | 6-5 | 290 | 03/06/72 | R | Illinois | Depue, Ill. |
| 62 | Tylski, Rich | C | 6-4 | 289 | 02/27/71 | 1 | Utah State | San Diego, Calif. |
| 91 | Walker, Bruce | NT | 6-4 | 310 | 07/18/72 | 2 | UCLA | Compton, Calif. |
| 7 | Walker, Jay | QB | 6-3 | 232 | 01/24/72 | 2 | Howard | Los Angeles, Calif. |
| 25 | Whigham, Larry | S | 6-2 | 202 | 06/23/72 | 2 | N.E. Louisiana | Hattiesburg, Miss. |
| 39 | White, Brian | S | 6-0 | 197 | 04/21/73 | R | Dartmouth | Newton, Mass. |
| 90 | White, Reggie | NT | 6-4 | 315 | 03/22/70 | 4 | North Carolina A&T | Baltimore, Md. |
| 64 | Wohlabaugh, Dave | C | 6-3 | 304 | 4/13/72 | R | Syracuse | Hamburg, N.Y. |
| 47 | Wright, Byron | LB | 6-4 | 245 | 03/24/72 | R | Texas Tech | Wichita Falls, Texas |
| 40 | Yancy, Carlos | CB | 6-1 | 185 | 06/24/70 | R | Georgia | Sarasota, Fla. |
| 16 | Zolak, Scott | QB | 6-5 | 222 | 12/13/67 | 5 | Maryland | Monongahela, Pa. |

COACHING STAFF

HEAD COACH — BILL PARCELLS (3rd Year, 11th Overall)

ASSISTANT COACHES — MAURICE CARTHON - Offensive Assistant (Running Backs and Special Teams), ROMEO CRENNEL - Defensive Line, AL GROH - Defensive Coordinator/Linebackers, FRED HOAGLIN - Offensive Line, CHRIS PALMER - Wide Receivers, JOHNNY PARKER - Strength and Conditioning, RAY PERKINS - Offensive Coordinator, MIKE POPE - Tight Ends, DANTE SCARNECCHIA - Defensive Assistant (Linebackers), MIKE SWEATMAN - Special Teams, BOB TROTT - Defensive Backs, CHARLIE WEIS - Running Backs.

**CONTRACT EXPIRATION DATES**

Unrestricted Free Agent: Any player with five or more accrued seasons shall become an unrestricted free agent when his contract expires. Such a player is free to negotiate with any club. Other clubs may sign an unrestricted free agent without penalty or restrictions.

Restricted Free Agent: Any player with three or more accrued seasons, but less than five accrued seasons shall become a restricted free agent when his contract expires. Such a player is free to negotiate and sign with any club. If a restricted free agent is lost to another team, compensation is due to the original team. (Compensation is subject to a variety of restrictions which are outlined in the Collective Bargaining Agreement).

Negotiating Rights of Players with less than Three Accrued Seasons: Any veteran player with less than three accrued seasons whose contract has expired may negotiate or sign only with his prior club if a tender is offered on or before March 1. If the club does not offer a tender by this date, the player shall be completely free to negotiate and sign with any other club.

The list below indicates what years the Patriots' contracts are due to expire with the player's years of experience (including the 1995 season) listed to the right.

| 1995 | | |
|--------------------|-----|-----|
| Player | Pos | Exp |
| Arthur, Mike | C | 5 |
| Barnett, Troy | DE | 2 |
| Bowden, Andre | ILB | 1 |
| Brisby, Vincent | WR | 3 |
| Brown, Corwin | FS | 3 |
| Brown, Troy | WR | 3 |
| Collins, Todd | ILB | 4 |
| Crittenden, Ray | WR | 3 |
| DeOssie, Steve | ILB | 12 |
| Ellis, Elbert | WR | 2 |
| Francisco, Paul | TE | 1 |
| Gisler, Mike | G/C | 3 |
| Gregory, James | DE | 1 |
| Hand, Jon | DE | 10 |
| Henry, Mario | WR | 1 |
| Holcomb, Sean | DE | R |
| Lewis, Vernon | CB | 3 |
| Moore, Brandon | T | 3 |
| Moore, Marty | ILB | 2 |
| Moore, Will | WR | 1 |
| Pitts, Mike | DE | 13 |
| Provo, Dwayne | CB | R |
| Ray, Leonard, Jr. | DE | 1 |
| Roberts, Tim | DE | 4 |
| Stanley, Sylvester | NT | 2 |
| Stayer, Jim | QB | R |
| Tylski, Rich | C | 1 |
| Walker, Bruce | NT | 2 |
| Walker, Jay | QB | 2 |
| Whigham, Larry | SS | 2 |
| White, Brian | SS | R |
| Wright, Byron | OLB | R |

| 1996 | | |
|-------------------|-----|----|
| Adams, Daniel | WR | R |
| Alford, Eric | TE | R |
| Andrews, David | WR | R |
| Bahr, Matt | K | 17 |
| Bullard, Kendrick | WR | R |
| Burke, John | TE | 2 |
| Cade, Eddie | FS | R |
| Catanho, Alcides | OLB | R |
| Graham, Hason | WR | R |
| Grant, Rupert | FB | R |
| Green, David | RB | R |
| Guyton, Myron | FS | 7 |


| 1996 (cont.) | | |
|------------------|------|-----|
| Player | Pos | Exp |
| Harlow, Pat | T | 5 |
| Hurst, Maurice | CB | 7 |
| Jones, Aaron | DE | 8 |
| Jones, Mike | DE | 5 |
| Landry, Greg | G | R |
| Lane, Max | T | 2 |
| Lee, Kevin | WR | 2 |
| O'Neill, Pat | P/PK | 2 |
| Parker, Jeff | ILB | R |
| President, Andre | TE | R |
| Ray, Terry | SS | 4 |
| Reynolds, Ricky | CB | 9 |
| Sabb, Dwayne | OLB | 4 |
| Suarez, Mike | T | R |
| White, Reggie | NT | 4 |
| Zolak, Scott | QB | 5 |

| 1997 | | |
|------------------|-----|---|
| Armstrong, Bruce | T | 9 |
| Bledsoe, Drew | QB | 3 |
| Brown, Vincent | ILB | 8 |
| Coates, Ben | TE | 5 |
| Croom, Corey | RB | 3 |
| Gash, Sam | FB | 4 |
| Kratch, Bob | G | 7 |
| Legette, Burnie | FB | 3 |
| McGinest, Willie | OLB | 2 |
| Rucci, Todd | G | 3 |
| Skene, Doug | G | 3 |
| Slade, Chris | OLB | 3 |

| 1998 | | |
|------------------|-----|----|
| Abrams, Bobby | OLB | 6 |
| Dellenbach, Jeff | C | 11 |

| 1999 | | |
|----------------|----|---|
| Meggett, David | RB | 7 |

| UNSIGNED AT PRESS TIME | | |
|------------------------|-----|---|
| Hitchcock, Jimmy | CB | R |
| Johnson, Ted | ILB | R |
| Law, Ty | CB | R |
| Martin, Curtis | RB | R |
| Philyaw, Dino | RB | R |
| Wohlabaugh, Dave | C/G | R |
| Yancy, Carlos | CB | R |





1994 STATISTICAL SUMMARY

Preseason Results

| Date | Opponent | Site | Score | W/L | Attendance |
|------|---------------------|-----------------|-------|-----|------------|
| 8/05 | New Orleans | Foxboro Stadium | 24-6 | W | 37,800 |
| 8/13 | LA Rams | Anaheim Stadium | 28-10 | W | 24,847 |
| 8/18 | Washington Redskins | Foxboro Stadium | 27-17 | W | 45,394 |
| 8/26 | Green Bay Packers | Lambeau Field | 20-24 | L | 57,722 |

Regular Season Results

| Date | Opponent | Site | Score | W/L | Attendance |
|-------|--------------------|--------------------|----------|-----|------------|
| 9/04 | Miami Dolphins | Joe Robbie Stadium | 35-39 | L | 69,613 |
| 9/11 | Buffalo Bills | Foxboro Stadium | 35-38 | L | 60,274 |
| 9/18 | Cincinnati Bengals | Riverfront Stadium | 31-28 | W | 46,640 |
| 9/25 | Detroit Lions | Pontiac Silverdome | 23-17 | W | 59,618 |
| 10/2 | Green Bay Packers | Foxboro Stadium | 17-16 | W | 57,522 |
| 10/9 | LA Raiders | Foxboro Stadium | 17-21 | L | 59,889 |
| 10/16 | New York Jets | Giants Stadium | 17-24 | L | 71,123 |
| 10/23 | | Open Date | | | |
| 10/30 | Miami Dolphins | Foxboro Stadium | 3-23 | L | 59,167 |
| 11/06 | Cleveland Browns | Cleveland Stadium | 6-13 | L | 73,878 |
| 11/13 | Minnesota Vikings | Foxboro Stadium | 26-20 ot | W | 58,382 |
| 11/20 | San Diego Chargers | Foxboro Stadium | 23-17 | W | 59,690 |
| 11/27 | Indianapolis Colts | RCA Dome | 12-10 | W | 43,839 |
| 12/4 | New York Jets | Foxboro Stadium | 24-13 | W | 60,138 |
| 12/11 | Indianapolis Colts | Foxboro Stadium | 28-18 | W | 57,656 |
| 12/18 | Buffalo Bills | Rich Stadium | 41-17 | W | 56,784 |
| 12/24 | Chicago Bears | Soldier Field | 13-3 | W | 60,178 |

TEAM STATISTICS

| | Patriots | Opponents |
|--------------------------|----------|-----------|
| TOTAL FIRST DOWNS | 348 | 280 |
| Rushing | 83 | 86 |
| Passing | 243 | 173 |
| Penalty | 22 | 21 |
| 3rd Down: Made/Att | 106/257 | 72/215 |
| 3rd Down Pct. | 41.2 | 33.5 |
| 4th Down: Made/Att | 18/35 | 6/16 |
| 4th Down Pct. | 51.4 | 37.5 |
| POSSESSION AVG. | 32:08 | 27:52 |
| TOTAL NET YARDS | 5776 | 5207 |
| Avg. Per Game | 361.0 | 325.4 |
| Total Plays | 1199 | 1006 |
| Avg. Per Play | 4.8 | 5.2 |
| NET YARDS RUSHING | 1332 | 1760 |
| Avg. Per Game | 83.3 | 110.0 |
| Total Rushes | 478 | 422 |
| NET YARDS PASSING | 4444 | 3447 |
| Avg. Per Game | 277.8 | 215.4 |
| Sacked/Yards Lost | 22/139 | 39/290 |
| Gross Yards | 4583 | 3737 |
| Att./Completions | 699/405 | 545/298 |
| Completion Pct. | 57.9 | 54.7 |
| Had Intercepted | 27 | 22 |
| PUNTS/AVERAGE | 69/41.2 | 83/40.2 |
| NET PUNTING AVG. | 69/35.7 | 83/34.6 |
| PENALTIES/YARDS | 78/597 | 110/795 |
| FUMBLES/BALL LOST | 28/11 | 34/18 |
| TOUCHDOWNS | 39 | 36 |
| Rushing | 12 | 11 |
| Passing | 25 | 21 |
| Returns | 2 | 4 |



1994 INDIVIDUAL OFFENSIVE STATISTICS

| SCORE BY PERIODS | 1 | 2 | 3 | 4 | OT | TOTAL |
|------------------|-----------|------------|-----------|------------|----------|------------|
| PATRIOTS | 46 | 95 | 94 | 110 | 6 | 351 |
| Opponents | 53 | 133 | 56 | 70 | - | 312 |

| SCORING | TD | Ru | Pa | Rt | PAT | FG | S | PTS |
|------------------|-----------|-----------|-----------|----------|--------------|--------------|----------|------------|
| Bahr | 0 | 0 | 0 | 0 | 36/36 | 27/34 | 0 | 117 |
| Butts | 8 | 8 | 0 | 0 | 0/0 | 0/0 | 0 | 48 |
| Coates | 7 | 0 | 7 | 0 | 0/0 | 0/0 | 0 | 42 |
| Thompson | 7 | 2 | 5 | 0 | 0/0 | 0/0 | 0 | 42 |
| Brisby | 5 | 0 | 5 | 0 | 0/0 | 0/0 | 0 | 30 |
| Crittenden | 3 | 0 | 3 | 0 | 0/0 | 0/0 | 0 | 18 |
| Timpson | 3 | 0 | 3 | 0 | 0/0 | 0/0 | 0 | 18 |
| Turner | 3 | 1 | 2 | 0 | 0/0 | 0/0 | 0 | 18 |
| Reynolds | 2 | 0 | 0 | 2 | 0/0 | 0/0 | 0 | 12 |
| Thomas TM | 1 | 1 | 0 | 0 | 0/0 | 0/0 | 0 | 6 |
| O'Neill | 0 | 0 | 0 | 0 | 0/0 | 0/1 | 0 | 0 |
| PATRIOTS | 39 | 12 | 25 | 2 | 36/36 | 27/35 | 0 | 351 |
| Opponents | 36 | 11 | 21 | 4 | 32/33 | 20/25 | 0 | 312 |

2 Pt. Conversion: Patriots 0-2, Opponents 2-3

| RUSHING | No | Yds | Avg | Long | TD |
|------------------|------------|-------------|------------|-----------|-----------|
| Butts | 243 | 703 | 2.9 | 26 | 8 |
| Thompson | 102 | 312 | 3.1 | 13 | 2 |
| Turner | 36 | 111 | 3.1 | 13 | 1 |
| Gash | 30 | 86 | 2.9 | 10 | 0 |
| Thomas TM | 19 | 67 | 3.5 | 13 | 1 |
| Bledsoe | 44 | 40 | 0.9 | 7 | 0 |
| Timpson | 2 | 14 | 7.0 | 10 | 0 |
| Coates | 1 | 0 | 0.0 | 0 | 0 |
| Zolak | 1 | -1 | -1.0 | -1 | 0 |
| PATRIOTS | 478 | 1332 | 2.8 | 26 | 12 |
| Opponents | 422 | 1760 | 4.2 | 52 | 11 |

| RECEIVING | No | Yds | Avg | Long | TD |
|------------------|------------|-------------|-------------|------------|-----------|
| Coates | 96 | 1,174 | 12.2 | 62t | 7 |
| Timpson | 74 | 941 | 12.7 | 37 | 3 |
| Thompson | 65 | 465 | 7.2 | 27t | 5 |
| Brisby | 58 | 904 | 15.6 | 43 | 5 |
| Turner | 52 | 471 | 9.1 | 32 | 2 |
| Crittenden | 28 | 379 | 13.5 | 32 | 3 |
| Burke | 9 | 86 | 9.6 | 17 | 0 |
| Gash | 9 | 61 | 6.8 | 19 | 0 |
| Butts | 9 | 54 | 6.0 | 15 | 0 |
| Hawkins | 2 | 22 | 11.0 | 14 | 0 |
| Thomas TM | 2 | 15 | 7.5 | 9 | 0 |
| Harris TM | 1 | 11 | 11.0 | 11 | 0 |
| PATRIOTS | 405 | 4583 | 11.3 | 62t | 25 |
| Opponents | 298 | 3737 | 12.5 | 65t | 21 |

| PASSING | | | | | Yds/ | | | | | | Sacks/ | | Rating |
|------------------|------------|------------|-------------|-------------|-------------|-----------|------------|-----------|------------|------------|---------------|--|-------------|
| | Att | Cmp | Yds | Pct | Att | TD | TD% | Int | Int% | Lg | Yards | | |
| Bledsoe | 691 | 400 | 4555 | 57.9 | 6.59 | 25 | 3.6 | 27 | 3.9 | 62t | 22/139 | | 73.6 |
| Zolak | 8 | 5 | 28 | 62.5 | 3.50 | 0 | 0.0 | 0 | 0.0 | 15 | 0/0 | | 68.8 |
| PATRIOTS | 699 | 405 | 4583 | 57.9 | 6.56 | 25 | 3.6 | 27 | 3.9 | 62t | 22/139 | | 73.5 |
| Opponents | 545 | 298 | 3737 | 54.7 | 6.86 | 21 | 3.9 | 22 | 4.0 | 65t | 39/290 | | 72.2 |



1994 INDIVIDUAL STATISTICS

| INTERCEPTIONS | No | Yds | Avg | Long | TD |
|------------------|-----------|------------|------------|------------|----------|
| Hurst | 7 | 68 | 9.7 | 24 | 0 |
| H. Barnett | 3 | 51 | 17.0 | 24 | 0 |
| V. Brown | 3 | 22 | 7.3 | 12 | 0 |
| Guyton | 2 | 18 | 9.0 | 15 | 0 |
| Smith | 2 | 10 | 5.0 | 10 | 0 |
| Sabb | 2 | 6 | 3.0 | 5 | 0 |
| Whigham | 1 | 21 | 21.0 | 21 | 0 |
| Reynolds | 1 | 11 | 11.0 | 11t | 1 |
| Ray | 1 | 2 | 2.0 | 2 | 0 |
| PATRIOTS | 22 | 209 | 9.5 | 24 | 1 |
| Opponents | 27 | 252 | 9.3 | 90t | 2 |

SACKS: Slade 9.5, M. Jones 6.0, McGinest 4.5, A. Jones 4.0, Sabb 3.5, Goad 3.0, Hurst 2.0, Reynolds 2.0, V. Brown 1.5, T. Barnett 1.0, Pitts 1.0, Agnew 0.5, Smith 0.5; **TEAM 39.0, OPPONENTS 22.0**

| PUNTING | No | Yds | Avg | Net | TB | In | Lg | B |
|------------------|-----------|-------------|-------------|-------------|----------|-----------|-----------|----------|
| O'Neill | 69 | 2841 | 41.2 | 35.7 | 6 | 25 | 67 | 0 |
| PATRIOTS | 69 | 2841 | 41.2 | 35.7 | 6 | 25 | 67 | 0 |
| Opponents | 83 | 3333 | 40.2 | 34.6 | 4 | 21 | 53 | 0 |

| PUNT RETURNS | Ret | FC | Yds | Avg | Long | TD |
|------------------|-----------|-----------|------------|------------|-----------|----------|
| T. Brown | 24 | 10 | 202 | 8.4 | 38 | 0 |
| Crittenden | 19 | 6 | 155 | 8.2 | 26 | 0 |
| Harris | 3 | 0 | 26 | 8.7 | 12 | 0 |
| PATRIOTS | 46 | 16 | 383 | 8.3 | 38 | 0 |
| Opponents | 34 | 9 | 260 | 7.6 | 30 | 0 |

| KICKOFF RETURNS | No | Yds | Avg | Long | TD |
|------------------|-----------|-------------|-------------|------------|----------|
| Crittenden | 24 | 460 | 19.2 | 36 | 0 |
| Thompson | 18 | 376 | 20.9 | 30 | 0 |
| Croom | 10 | 172 | 17.2 | 24 | 0 |
| Burke | 3 | 11 | 3.7 | 6 | 0 |
| Thomas TM | 3 | 40 | 13.3 | 16 | 0 |
| T. Brown | 1 | 14 | 14.0 | 14 | 0 |
| DeOssie | 1 | 14 | 14.0 | 14 | 0 |
| Gash | 1 | 9 | 9.0 | 9 | 0 |
| Guyton | 1 | -1 | -1.0 | -1 | 0 |
| Timpson | 1 | 28 | 28.0 | 28 | 0 |
| PATRIOTS | 63 | 1123 | 17.8 | 36 | 0 |
| Opponents | 63 | 1375 | 21.8 | 80t | 1 |

| FIELD GOALS | 1-19 | 20-29 | 30-39 | 40-49 | 50+ |
|------------------|------------|--------------|-------------|-------------|------------|
| Bahr | 0/0 | 14/14 | 9/12 | 4/8 | 0/0 |
| O'Neill | 0/0 | 0/0 | 0/0 | 0/1 | 0/0 |
| PATRIOTS | 0/0 | 14/14 | 9/12 | 4/9 | 0/0 |
| Opponents | 0/0 | 5/5 | 5/8 | 8/10 | 2/2 |

Bahr: (), (), (43G,24G,28G,35G), (20G,28G,21G), (48N,32N,33G), (24G), (40G), (48G), (20G,39G), (38G,39N,23G), (44N,39G,48N,38G,23G), (22G,37G,25G,42G), (33G), (36N), (33G,20G), (29G,22G,46N)

O'Neill: (),(),(),(),(),(),(47N),(),(),(),(),(),(),(),()

OPPONENTS: (42G), (32G), (), (27G), (27G), (), (32N,37G), (44G,50G,48G), (33G,41G), (40G,33G), (48N,34G), (42N,50G), (46G,26G), (27G,47G), (24G), (44G,38B,36N)



1994 DEFENSIVE STATISTICS

PRESS BOX STATISTICS

| Name | TT | UT | A | S-Yds | I-Ret | PD | FF | FR |
|---------------|------------|------------|------------|---------------|---------------|-----------|-----------|-----------|
| Brown, V. | 118 | 82 | 36 | 1.5-15.0 | 3-22 | 4 | - | 1 |
| Slade | 105 | 63 | 42 | 9.5-88.0 | - | 3 | 4 | - |
| Guyton | 81 | 63 | 18 | -- | 2-18 | 9 | - | 3 |
| Goad | 74 | 47 | 27 | 3.0-31.0 | - | 1 | 1 | 1 |
| Hurst | 66 | 52 | 14 | 2.0-23.0 | 7-68 | 23 | 2 | - |
| Barnett, H. | 62 | 43 | 19 | -- | 3-51 | 7 | 2 | 2 |
| Smith | 61 | 53 | 8 | 0.5-4.0 | 2-10 | 6 | - | - |
| Reynolds | 57 | 50 | 7 | 2.0-18.0 | 1-11 | 6 | 1 | 2 |
| Jones, M. | 45 | 26 | 19 | 6.0-45.0 | - | 2 | - | 1 |
| Pitts | 43 | 33 | 10 | 1.0-8.0 | - | 3 | 1 | 2 |
| McGinest | 43 | 29 | 14 | 4.5-16.5 | - | 8 | 2 | 2 |
| Sabb | 40 | 27 | 13 | 3.5-10.0 | 2-6 | 3 | 2 | - |
| Collins | 38 | 26 | 12 | -- | - | 1 | - | - |
| Moore, M. | 25 | 16 | 9 | -- | - | 2 | 2 | - |
| Agnew | 22 | 14 | 8 | 0.5-1.5 | - | 1 | - | - |
| Jones, A. | 20 | 14 | 6 | 4.0-30.0 | - | 1 | 1 | 3 |
| Bavaro | 17 | 12 | 5 | -- | - | 1 | - | - |
| Barnett, T. | 13 | 7 | 6 | 1.0-11.0 | - | 1 | - | - |
| Brown, C. | 13 | 9 | 4 | -- | - | - | - | - |
| Ray | 5 | 5 | 0 | -- | 1-2 | 2 | - | - |
| Lewis | 4 | 4 | 0 | -- | - | - | - | - |
| Whigham | 2 | 2 | 0 | -- | 1-21 | 1 | - | - |
| Wren | 1 | 1 | 0 | -- | - | - | - | - |
| TOTALS | 955 | 678 | 277 | 39-290 | 22-209 | 85 | 18 | 17 |

Special Teams Tackles (TT, UT, A, FF, FR): C. Brown 16, 15, 1, 1, Ray 15, 14, 1, Whigham 11, 8, 3, 1, Gash 10, 7, 3, 1, M. Moore 10, 4, 6, Croom 9, 7, 2, Wren 6, 6, 0, DeOssie 5, 4, 1, Smith 5, 5, 0, Burke 3, 2, 1, Legette 3, 3, 0, Lewis 3, 3, 0, V. Brown 2, 2, 0, Hawkins 2, 2, 0, A. Jones 2, 2, 0, O'Neill 2, 1, 1, Sabb 2, 1, 1, H. Barnett 1, 1, 0, Bavaro 1, 1, 0, Carthen 1, 1, 0, Pitts 1, 1, 0, Stanley 1, 1, 0, Turner 1, 1, 0, 0, 1. Totals: 112, 91, 21, 2, 1.

Fumbles-Lost (28-11)

| Name | No | Own | | O.B. |
|---------------|-----------|-----------|-----------|----------|
| | | Lost | Rec | |
| Bledsoe | 9 | 4 | 3 | 0 |
| Turner | 4 | 2 | 1 | 0 |
| Coates | 2 | 1 | 2 | 1 |
| Thompson | 2 | 1 | 1 | 1 |
| Brown, T. | 2 | 0 | 2 | 0 |
| Brisby | 1 | 1 | 0 | 0 |
| Harris | 1 | 1 | 0 | 0 |
| Jones, A. | 1 | 1 | 0 | 0 |
| Arthur | 1 | 0 | 1 | 0 |
| Butts | 1 | 0 | 1 | 0 |
| Crittenden | 1 | 0 | 1 | 1 |
| Croom | 1 | 0 | 0 | 0 |
| Gash | 1 | 0 | 1 | 0 |
| Whigham | 1 | 0 | 0 | 0 |
| Reynolds | 0 | 0 | 1 | 0 |
| TOTALS | 28 | 11 | 14 | 3 |

SYMBOL CHART

TT - Total Tackles
 UT - Unassisted Tackles
 A - Assists
 S-Yds. - Sacks/
 Yards Lost
 I-Ret. - Interceptions /
 Return Yards
 PD - Passes Defensed
 FF - Fumbles Forced
 FR - Fumbles Recovered



1994 PLAYOFF STATISTICS

Postseason Results

| Date | Opponent | Site | Score | W/L | Attendance |
|--------|------------------|-------------------|-------|-----|------------|
| 1/1/95 | Cleveland Browns | Cleveland Stadium | 13-20 | L | 77,452 |

| TEAM STATISTICS | Patriots | Opponents |
|--------------------------|----------|-----------|
| TOTAL FIRST DOWNS | 20 | 22 |
| Rushing | 6 | 8 |
| Passing | 14 | 14 |
| Penalty | 0 | 0 |
| 3rd Down: Made/Att | 5/14 | 5/12 |
| 3rd Down Pct. | 36.0 | 42.0 |
| 4th Down: Made/Att | 2/3 | 0/0 |
| 4th Down Pct. | 67.0 | 0.0 |
| POSSESSION AVG. | 24:18 | 35:42 |
| TOTAL NET YARDS | 303 | 379 |
| Avg. Per Game | 303.0 | 379.0 |
| Total Plays | 68 | 66 |
| Avg. Per Play | 4.5 | 5.7 |
| NET YARDS RUSHING | 57 | 125 |
| Avg. Per Game | 57.0 | 125.0 |
| Total Rushes | 16 | 34 |
| NET YARDS PASSING | 246 | 254 |
| Avg. Per Game | 246.0 | 254.0 |
| Sacked/Yards Lost | 1/10 | 2/14 |
| Gross Yards | 256 | 268 |
| Att./Completions | 51/22 | 30/20 |
| Completion Pct. | 43.1 | 66.7 |
| Had Intercepted | 3 | 0 |
| PUNTS/AVERAGE | 4/42.3 | 3/37.7 |
| NET PUNTING AVG. | 4/42.0 | 3/29.3 |
| PENALTIES/YARDS | 3/21 | 4/25 |
| FUMBLES/BALL LOST | 0/0 | 2/1 |
| TOUCHDOWNS | 1 | 2 |
| Rushing | 0 | 1 |
| Passing | 1 | 1 |
| Returns | 0 | 0 |

| SCORE BY PERIODS | 1 | 2 | 3 | 4 | OT | TOTAL |
|------------------|---|----|---|---|----|-------|
| PATRIOTS | 0 | 10 | 0 | 3 | - | 13 |
| Opponents | 3 | 7 | 7 | 3 | - | 20 |

2 Pt. Conversions: Patriots 0-0, Opponents 0-0

| SCORING | TD | Ru | Pa | Rt | PAT | FG | S | PTS |
|-----------|----|----|----|----|-----|-----|---|-----|
| Bahr | 0 | 0 | 0 | 0 | 1/1 | 2/2 | 0 | 7 |
| Thompson | 1 | 0 | 1 | 0 | 0/0 | 0/0 | 0 | 6 |
| PATRIOTS | 1 | 0 | 1 | 0 | 1/1 | 2/2 | 0 | 13 |
| Opponents | 2 | 1 | 1 | 0 | 2/2 | 2/4 | 0 | 20 |

| RUSHING | No | Yds | Avg | Long | TD |
|----------|----|-----|-----|------|----|
| Croom | 9 | 35 | 3.9 | 13 | 0 |
| Thompson | 4 | 16 | 4.0 | 8 | 0 |
| Turner | 1 | 4 | 4.0 | 4 | 0 |
| Bledsoe | 2 | 2 | 1.0 | 2 | 0 |

| | | | | | |
|-----------|----|-----|-----|----|---|
| PATRIOTS | 16 | 57 | 3.6 | 13 | 0 |
| Opponents | 34 | 125 | 3.7 | 10 | 1 |

| RECEIVING | No | Yds | Avg | Long | TD |
|-----------|----|-----|------|------|----|
| Brisby | 6 | 83 | 13.8 | 18 | 0 |
| Coates | 6 | 79 | 13.2 | 24 | 0 |
| Thompson | 4 | 33 | 8.3 | 13t | 1 |
| Timpson | 2 | 20 | 10.0 | 13 | 0 |
| C. Brown | 1 | 21 | 21.0 | 21 | 0 |
| Burke | 1 | 8 | 8.0 | 8 | 0 |
| Turner | 1 | 7 | 7.0 | 7 | 0 |
| Croom | 1 | 5 | 5.0 | 5 | 0 |

| | | | | | |
|-----------|----|-----|------|----|---|
| PATRIOTS | 22 | 256 | 11.6 | 24 | 1 |
| Opponents | 20 | 268 | 13.4 | 36 | 1 |



1994 PLAYOFF STATISTICS

| PASSING | Att | Cmp | Yds | Pct | Yds/ | | | Int | Int% | Lg | Sacks/ | | Rating |
|------------------|-----------|-----------|------------|-------------|-------------|----------|------------|----------|------------|-----------|-------------|--|--------------|
| | | | | | Att | TD | TD% | | | | Yards | | |
| Bledsoe | 50 | 21 | 235 | 42.0 | 4.70 | 1 | 2.0 | 3 | 6.0 | 24 | 1/10 | | 38.3 |
| O'Neill | 1 | 1 | 21 | 100.0 | 21.0 | 0 | 0.0 | 0 | 0.0 | 21 | 0/0 | | 118.8 |
| PATRIOTS | 51 | 22 | 256 | 43.1 | 5.02 | 1 | 2.0 | 3 | 5.9 | 24 | 1/10 | | 41.0 |
| Opponents | 30 | 20 | 268 | 66.7 | 8.93 | 1 | 3.3 | 0 | 0.0 | 36 | 2/14 | | 106.0 |

| INTERCEPTIONS | No | Yds | Avg | Long | TD |
|------------------|----------|-----------|-------------|-----------|----------|
| PATRIOTS | 0 | 0 | 0.0 | 0 | 0 |
| Opponents | 3 | 47 | 15.7 | 28 | 0 |

SACKS: McGinest 1.0, Pitts 1.0; **TEAM 2.0, OPPONENTS 1.0**

| PUNTING | No | Yds | Avg | Net | TB | In | Lg | B |
|------------------|----------|------------|-------------|-------------|----------|----------|-----------|----------|
| O'Neill | 4 | 169 | 42.3 | 42.0 | 0 | 3 | 51 | 0 |
| PATRIOTS | 4 | 169 | 42.3 | 42.0 | 0 | 3 | 51 | 0 |
| Opponents | 3 | 113 | 37.7 | 29.3 | 1 | 0 | 45 | 0 |

| PUNT RETURNS | Ret | FC | Yds | Avg | Long | TD |
|------------------|----------|----------|----------|------------|----------|----------|
| T. Brown | 2 | 0 | 5 | 2.5 | 5 | 0 |
| PATRIOTS | 2 | 0 | 5 | 2.5 | 5 | 0 |
| Opponents | 1 | 1 | 1 | 1.0 | 1 | 0 |

| KICKOFF RETURNS | No | Yds | Avg | Long | TD |
|------------------|----------|-----------|-------------|-----------|----------|
| Thompson | 4 | 71 | 17.8 | 24 | 0 |
| Crittenden | 1 | 28 | 28.0 | 28 | 0 |
| C. Brown | 0 | 0 | 0.0 | 0 | 0 |
| PATRIOTS | 5 | 99 | 19.8 | 28 | 0 |
| Opponents | 3 | 70 | 23.3 | 27 | 0 |

| FIELD GOALS | 1-19 | 20-29 | 30-39 | 40-49 | 50+ |
|------------------|------------|------------|------------|------------|------------|
| Bahr | 0/0 | 1/1 | 1/1 | 0/0 | 0/0 |
| PATRIOTS | 0/0 | 1/1 | 1/1 | 0/0 | 0/0 |
| Opponents | 0/0 | 1/1 | 1/1 | 0/1 | 0/1 |

Bahr: (23G, 33G)

OPPONENTS: (30G, 50B, 49N, 21G)

DEFENSIVE STATISTICS

| Name | TT | UT | A | S-Yds | I-Ret | PD | FF | FR |
|---------------|-----------|-----------|-----------|-----------------|-----------|----------|----------|----------|
| Brown, V. | 8 | 6 | 2 | -- | -- | -- | -- | -- |
| McGinest | 8 | 5 | 3 | 1.0-10.0 | -- | 3 | -- | -- |
| Reynolds | 7 | 7 | 0 | -- | -- | -- | -- | -- |
| Agnew | 6 | 5 | 1 | -- | -- | -- | -- | -- |
| Pitts | 6 | 5 | 1 | 1.0-4.0 | -- | -- | -- | -- |
| Moore, M. | 5 | 5 | 0 | -- | -- | -- | -- | -- |
| Slade | 5 | 4 | 1 | -- | -- | -- | -- | -- |
| Barnett, H. | 4 | 3 | 1 | -- | -- | 1 | 1 | -- |
| Guyton | 3 | 3 | 0 | -- | -- | -- | -- | -- |
| Hurst | 3 | 3 | 0 | -- | -- | -- | -- | -- |
| Smith | 2 | 2 | 0 | -- | -- | -- | -- | -- |
| Jones, M. | 1 | 1 | 0 | -- | -- | -- | -- | -- |
| Jones, A. | 1 | 1 | 0 | -- | -- | -- | -- | -- |
| Sabb | 1 | 0 | 1 | -- | -- | -- | -- | -- |
| TOTALS | 60 | 50 | 10 | 2.0-14.0 | -- | 4 | 1 | 0 |

Special Teams Tackles (TT, UT, A, FF, FR): Bavaro 1, 1, 0, Croom 1, 1, 0, DeOssie 1, 1, 0, Hurst 1, 1, 0. Totals: 4, 4, 0, 0, 0.

Blocked Kicks: Troy Barnett (1 field goal).



1994 GAME-BY-GAME TEAM OFFENSE

1994 GAME-BY-GAME TEAM OFFENSE

| OPPONENT | FIRST DOWNS | | | | TOTAL OFFENSE | | | —RUSHING— | | | —PASSING— | | | | | | PENALTIES | | —PUNTS— | | | | |
|-------------|-------------|----|-----|----|---------------|------|-----|-----------|-----|-----|-----------|----|-----|-------|-----|-----|-----------|----|---------|----|-----|----|------|
| | T | R | P | PN | YDS | PL | AVG | YDS | ATT | AVG | NET | S | YL | GROSS | ATT | C | PCT | TD | INT | NO | YDS | NO | AVG |
| 9/4 @MIA | 25 | 2 | 20 | 3 | 472 | 76 | 6.2 | 54 | 24 | 2.3 | 418 | 1 | 3 | 421 | 51 | 32 | 62.7 | 4 | 2 | 5 | 62 | 5 | 36.4 |
| 9/11 BUF | 26 | 6 | 18 | 2 | 467 | 69 | 6.8 | 96 | 25 | 3.8 | 371 | 2 | 9 | 380 | 42 | 26 | 61.9 | 3 | 2 | 4 | 36 | 5 | 34.0 |
| 9/18 @CIN | 28 | 6 | 22 | 0 | 447 | 86 | 5.2 | 82 | 36 | 2.3 | 365 | 0 | 0 | 365 | 50 | 30 | 60.0 | 1 | 2 | 5 | 32 | 1 | 50.0 |
| 9/25 @DET | 21 | 7 | 13 | 1 | 353 | 71 | 5.0 | 108 | 37 | 2.9 | 245 | 1 | 6 | 251 | 33 | 21 | 63.6 | 1 | 0 | 8 | 56 | 4 | 54.3 |
| 10/2 GB | 21 | 3 | 17 | 1 | 360 | 72 | 5.0 | 48 | 17 | 2.8 | 312 | 2 | 22 | 334 | 53 | 29 | 54.7 | 2 | 1 | 3 | 15 | 8 | 41.5 |
| 10/9 LARaid | 25 | 5 | 17 | 3 | 359 | 87 | 4.1 | 54 | 29 | 1.9 | 305 | 3 | 16 | 321 | 55 | 23 | 41.8 | 2 | 3 | 7 | 63 | 6 | 41.5 |
| 10/16 @NYJ | 19 | 5 | 13 | 1 | 324 | 74 | 4.4 | 104 | 30 | 3.5 | 220 | 3 | 22 | 242 | 41 | 22 | 53.7 | 1 | 1 | 1 | 5 | 2 | 35.5 |
| 10/30 MIA | 11 | 4 | 7 | 0 | 188 | 63 | 3.0 | 46 | 20 | 2.3 | 142 | 2 | 11 | 153 | 41 | 21 | 51.2 | 0 | 3 | 4 | 30 | 4 | 38.3 |
| 11/6 @CLE | 20 | 7 | 11 | 2 | 277 | 81 | 3.4 | 118 | 36 | 3.3 | 159 | 2 | 7 | 166 | 43 | 20 | 46.5 | 0 | 4 | 5 | 52 | 5 | 43.0 |
| 11/13 MIN | 27 | 4 | 22 | 1 | 468 | 82 | 5.7 | 42 | 12 | 3.5 | 426 | 0 | 0 | 426 | 70 | 45 | 64.3 | 3 | 0 | 5 | 29 | 8 | 40.8 |
| 11/20 SD | 21 | 6 | 12 | 3 | 318 | 73 | 4.4 | 101 | 36 | 2.8 | 217 | 1 | 7 | 224 | 36 | 21 | 58.3 | 1 | 2 | 2 | 20 | 3 | 37.0 |
| 11/27 @IND | 19 | 3 | 16 | 0 | 336 | 73 | 4.6 | 79 | 35 | 2.3 | 257 | 2 | 14 | 271 | 36 | 26 | 72.2 | 0 | 1 | 5 | 35 | 3 | 48.3 |
| 12/4 NYJ | 20 | 7 | 12 | 1 | 326 | 74 | 4.4 | 135 | 39 | 3.5 | 191 | 1 | 8 | 199 | 34 | 19 | 55.9 | 1 | 1 | 8 | 52 | 4 | 39.8 |
| 12/11 IND | 24 | 5 | 16 | 3 | 361 | 82 | 4.4 | 84 | 37 | 2.3 | 277 | 0 | 0 | 277 | 45 | 25 | 55.6 | 2 | 4 | 6 | 35 | 3 | 33.7 |
| 12/18 @BUF | 23 | 9 | 14 | 0 | 377 | 65 | 5.8 | 101 | 34 | 3.0 | 276 | 0 | 0 | 276 | 31 | 22 | 71.0 | 3 | 0 | 6 | 45 | 3 | 47.7 |
| 12/24 @CHI | 19 | 5 | 13 | 1 | 343 | 71 | 4.8 | 80 | 31 | 2.6 | 263 | 2 | 14 | 277 | 38 | 23 | 60.5 | 1 | 1 | 4 | 30 | 5 | 40.6 |
| TOTALS | 349 | 84 | 243 | 22 | 5776 | 1199 | 4.8 | 1332 | 478 | 2.8 | 4444 | 22 | 139 | 4583 | 699 | 405 | 57.9 | 25 | 27 | 78 | 597 | 69 | 41.2 |



1994 GAME-BY-GAME TEAM DEFENSE

1994 GAME-BY-GAME TEAM DEFENSE

| OPPONENT | FIRST DOWNS | | | | TOTAL OFFENSE | | | —RUSHING— | | | —PASSING— | | | | | | PENALTIES | | —PUNTS— | | | | |
|-------------|-------------|----|-----|----|---------------|------|-----|-----------|-----|-----|-----------|----|-----|-------|-----|-----|-----------|----|---------|-----|-----|----|------|
| | T | R | P | PN | T | PL | AVG | YDS | ATT | AVG | NET | S | YL | GROSS | ATT | C | PCT | TD | INT | NO | YDS | NO | AVG |
| 9/4 @MIA | 21 | 4 | 15 | 2 | 525 | 67 | 7.8 | 69 | 23 | 3.0 | 456 | 2 | 17 | 473 | 42 | 23 | 54.8 | 5 | 1 | 8 | 65 | 5 | 40.8 |
| 9/11 BUF | 25 | 6 | 17 | 2 | 466 | 81 | 5.8 | 144 | 38 | 3.8 | 322 | 2 | 6 | 328 | 41 | 25 | 61.0 | 4 | 3 | 7 | 39 | 6 | 40.8 |
| 9/18 @CIN | 21 | 6 | 12 | 3 | 318 | 56 | 5.7 | 99 | 20 | 5.0 | 219 | 7 | 47 | 266 | 29 | 21 | 72.4 | 2 | 0 | 4 | 30 | 3 | 46.0 |
| 9/25 @DET | 15 | 4 | 11 | 0 | 342 | 52 | 6.6 | 159 | 22 | 7.2 | 183 | 1 | 6 | 189 | 29 | 14 | 48.3 | 0 | 2 | 9 | 55 | 4 | 34.5 |
| 10/2 GB | 20 | 6 | 13 | 1 | 364 | 78 | 4.7 | 100 | 27 | 3.7 | 264 | 4 | 30 | 294 | 47 | 25 | 53.2 | 1 | 2 | 8 | 70 | 9 | 40.0 |
| 10/9 LARaid | 14 | 5 | 7 | 2 | 328 | 59 | 5.6 | 86 | 27 | 3.2 | 242 | 1 | 8 | 250 | 31 | 17 | 54.8 | 1 | 3 | 11 | 70 | 5 | 40.0 |
| 10/16 @NYJ | 17 | 12 | 5 | 0 | 242 | 60 | 4.0 | 172 | 37 | 4.6 | 70 | 6 | 37 | 107 | 17 | 12 | 70.6 | 1 | 0 | 10 | 65 | 6 | 44.5 |
| 10/30 MIA | 20 | 7 | 12 | 1 | 338 | 70 | 4.8 | 140 | 34 | 4.1 | 198 | 0 | 0 | 198 | 36 | 21 | 58.3 | 1 | 2 | 7 | 56 | 4 | 40.0 |
| 11/6 @CLE | 16 | 5 | 10 | 1 | 308 | 61 | 5.0 | 148 | 32 | 4.6 | 160 | 1 | 4 | 164 | 28 | 14 | 50.0 | 1 | 1 | 7 | 43 | 5 | 35.0 |
| 11/13 MIN | 22 | 7 | 14 | 1 | 440 | 74 | 5.9 | 101 | 31 | 3.3 | 339 | 1 | 10 | 349 | 42 | 26 | 61.9 | 1 | 0 | 7 | 55 | 7 | 42.6 |
| 11/20 SD | 18 | 5 | 12 | 1 | 241 | 61 | 4.0 | 72 | 19 | 3.8 | 169 | 5 | 50 | 219 | 37 | 20 | 54.1 | 1 | 3 | 6 | 45 | 4 | 37.0 |
| 11/27 @IND | 15 | 5 | 9 | 1 | 290 | 48 | 6.0 | 132 | 19 | 6.9 | 158 | 2 | 28 | 186 | 27 | 16 | 59.3 | 1 | 0 | 4 | 35 | 4 | 40.3 |
| 12/4 NYJ | 13 | 2 | 9 | 2 | 219 | 59 | 3.7 | 64 | 19 | 3.4 | 155 | 0 | 0 | 155 | 40 | 16 | 40.0 | 1 | 1 | 5 | 40 | 6 | 48.5 |
| 12/11 IND | 13 | 4 | 8 | 1 | 212 | 63 | 3.4 | 74 | 27 | 2.7 | 138 | 4 | 28 | 166 | 32 | 12 | 37.5 | 0 | 2 | 9 | 70 | 6 | 34.2 |
| 12/18 @BUF | 16 | 6 | 8 | 2 | 326 | 57 | 5.7 | 135 | 26 | 5.2 | 191 | 2 | 16 | 207 | 29 | 19 | 65.5 | 1 | 2 | 5 | 35 | 3 | 36.0 |
| 12/24 @CHI | 14 | 2 | 11 | 1 | 248 | 60 | 4.1 | 65 | 21 | 3.1 | 183 | 1 | 3 | 186 | 38 | 17 | 44.7 | 0 | 0 | 3 | 22 | 6 | 33.8 |
| TOTALS | 280 | 86 | 173 | 21 | 5207 | 1006 | 5.2 | 1760 | 422 | 4.2 | 3447 | 39 | 290 | 3737 | 545 | 298 | 54.7 | 21 | 22 | 110 | 795 | 83 | 40.2 |



1994 GAME-BY-GAME PASSING STATISTICS

| Game | BLEDSOE | | | | | | | ZOLAK | | | | | | | WALKER | | | | | | | | | |
|---------------|---------|------|----|-------|-----|----|----|-------|-----|------|---|-----|----|----|--------|-----|-----|------|----------|-----|----|----|----|-----|
| | Att | Comp | I | Yds | Lg | TD | SK | Yds | Att | Comp | I | Yds | Lg | TD | SK | Yds | Att | Comp | I | Yds | Lg | TD | SK | Yds |
| @Miami | 51 | 32 | 2 | 421 | 62t | 4 | 1 | 3 | - | - | - | - | - | - | - | - | - | - | Inactive | - | - | - | - | - |
| BUFFALO | 42 | 26 | 2 | 380 | 32 | 3 | 2 | 9 | - | - | - | - | - | - | - | - | - | - | Inactive | - | - | - | - | - |
| @Cincinnati | 50 | 30 | 2 | 365 | 34t | 1 | 0 | 0 | - | - | - | - | - | - | - | - | - | - | Inactive | - | - | - | - | - |
| @Detroit | 33 | 21 | 0 | 251 | 43 | 1 | 1 | 6 | - | - | - | - | - | - | - | - | - | - | Inactive | - | - | - | - | - |
| GREEN BAY | 53 | 29 | 1 | 334 | 37t | 2 | 2 | 22 | - | - | - | - | - | - | - | - | - | - | Inactive | - | - | - | - | - |
| LA RAIDERS | 55 | 23 | 3 | 321 | 26 | 2 | 3 | 16 | - | - | - | - | - | - | - | - | - | - | Inactive | - | - | - | - | - |
| @NY Jets | 41 | 22 | 1 | 242 | 39 | 1 | 3 | 22 | - | - | - | - | - | - | - | - | - | - | Inactive | - | - | - | - | - |
| MAIMI | 33 | 16 | 3 | 125 | 15 | 0 | 2 | 11 | 8 | 5 | 0 | 28 | 15 | 0 | 0 | 0 | - | - | Inactive | - | - | - | - | - |
| @Cleveland | 43 | 20 | 4 | 166 | 20 | 0 | 2 | 7 | - | - | - | - | - | - | - | - | - | - | Inactive | - | - | - | - | - |
| MINNESOTA | 70 | 45 | 0 | 426 | 31t | 3 | 0 | 0 | - | - | - | - | - | - | - | - | - | - | Inactive | - | - | - | - | - |
| SAN DIEGO | 36 | 21 | 2 | 224 | 27t | 1 | 1 | 7 | - | - | - | - | - | - | - | - | - | - | Inactive | - | - | - | - | - |
| @Indianapolis | 36 | 26 | 1 | 271 | 37 | 0 | 2 | 14 | - | - | - | - | - | - | - | - | - | - | Inactive | - | - | - | - | - |
| NY JETS | 34 | 19 | 1 | 199 | 20 | 1 | 1 | 8 | - | - | - | - | - | - | - | - | - | - | Inactive | - | - | - | - | - |
| Indianapolis | 45 | 25 | 4 | 277 | 43 | 2 | 0 | 0 | - | - | - | - | - | - | - | - | - | - | Inactive | - | - | - | - | - |
| @Buffalo | 31 | 22 | 0 | 276 | 34 | 3 | 0 | 0 | 0 | 0 | 0 | 0 | 0 | 0 | 0 | 0 | - | - | Inactive | - | - | - | - | - |
| @Chicago | 38 | 23 | 1 | 277 | 37 | 1 | 2 | 14 | - | - | - | - | - | - | - | - | - | - | Inactive | - | - | - | - | - |
| Totals | 691 | 400 | 27 | 4,555 | 62t | 25 | 22 | 139 | 8 | 5 | 0 | 28 | 15 | 0 | 0 | 0 | 0 | 0 | 0 | 0 | 0 | 0 | 0 | 0 |



1994 GAME-BY-GAME RUSHING STATISTICS

| Game | BUTTS | | | | | THOMPSON | | | | | TURNER | | | | | GASH | | | | | THOMAS | | | | | |
|---------------|-------|-----|-----|-----|----|----------|-----|------|----|----|--------|-----|------|----|----|------|-----|-----|----|----|--------|-----|-----|-----|----|---|
| | Att | Yds | Avg | Lg | TD | Att | Yds | Avg | Lg | TD | Att | Yds | Avg | Lg | TD | Att | Yds | Avg | Lg | TD | Att | Yds | Avg | Lg | TD | |
| @Miami | 15 | 25 | 1.7 | | 0 | 6 | 22 | 3.7 | 7 | 0 | 2 | 3 | 1.5 | 12 | 1 | 0 | 0 | INA | 0 | 0 | 0 | 0 | 0 | INA | 0 | 0 |
| BUFFALO | 18 | 82 | 4.6 | 19t | 2 | 1 | 1 | 1.0 | 1 | 0 | 4 | 11 | 2.8 | 5 | 0 | 0 | 0 | INA | 0 | 0 | 0 | 0 | 0 | INA | 0 | 0 |
| @Cincinnati | 25 | 72 | 2.9 | 10 | 0 | 3 | 8 | 2.7 | 6 | 0 | 3 | 6 | 2.0 | 3 | 0 | 0 | 0 | INA | 0 | 0 | 0 | 0 | 0 | INA | 0 | 0 |
| @Detroit | 18 | 54 | 3.0 | 13 | 1 | 10 | 37 | 3.7 | 10 | 0 | 3 | 12 | 4.0 | 6 | 0 | 0 | 0 | 0 | 0 | 0 | 0 | 0 | 0 | 0 | 0 | |
| GREEN BAY | 7 | 10 | 1.4 | 2 | 0 | 15 | 21 | 4.2 | 13 | 0 | 1 | 3 | 3.0 | 3 | 0 | 0 | 0 | 0 | 0 | 0 | 0 | 0 | 0 | 0 | 0 | |
| LA RAIDERS | 10 | 15 | 1.5 | 5 | 0 | 11 | 19 | 1.7 | 6 | 0 | 4 | 11 | 2.8 | 3 | 0 | 0 | 0 | 0 | 0 | 0 | 0 | 0 | 0 | 0 | 0 | |
| @NY Jets | 9 | 28 | 3.1 | 11 | 0 | 4 | 7 | 1.8 | 6 | 0 | 0 | 0 | 0.0 | 0 | 0 | 0 | 0 | 0 | 0 | 0 | 0 | 0 | 0 | 0 | 0 | |
| MIAMI | 6 | 23 | 3.8 | 14 | 0 | 2 | -2 | -1.0 | 0 | 0 | 6 | 18 | 3.0 | 8 | 0 | 0 | 0 | 0 | 0 | 0 | 0 | 0 | 0 | 0 | 0 | |
| @Cleveland | 25 | 86 | 3.4 | 13 | 0 | 3 | 3 | 3.0 | 6 | 0 | 7 | 23 | 3.3 | 13 | 0 | 0 | 0 | 0 | 0 | 0 | 0 | 0 | 0 | 0 | 0 | |
| MINNESOTA | 6 | 26 | 4.3 | 16 | 0 | 4 | 13 | 3.3 | 13 | 0 | 0 | 0 | 0.0 | 0 | 0 | 0 | 0 | 0 | 0 | 0 | 0 | 0 | 0 | 0 | 0 | |
| SAN DIEGO | 28 | 88 | 3.1 | 11 | 1 | 2 | 7 | 3.5 | 5 | 0 | 1 | 4 | 4.0 | 0 | 0 | 0 | 0 | 0 | 0 | 0 | 0 | 0 | 0 | 0 | 0 | |
| @Indianapolis | 17 | 45 | 2.6 | 5 | 0 | 9 | 29 | 3.2 | 9 | 0 | 1 | 3 | 3.0 | 3 | 0 | 0 | 0 | 0 | 0 | 0 | 0 | 0 | 0 | 0 | 0 | |
| NY JETS | 14 | 45 | 3.2 | 26 | 0 | 20 | 80 | 4.0 | 13 | 1 | 0 | 0 | 0.0 | 0 | 0 | 0 | 0 | 0 | 0 | 0 | 0 | 0 | 0 | 0 | 0 | |
| INDIANAPOLIS | 20 | 39 | 2.0 | 5 | 1 | 12 | 28 | 2.3 | 6t | 1 | 2 | 5 | 2.5 | 5 | 0 | 0 | 0 | 0 | 0 | 0 | 0 | 0 | 0 | 0 | 0 | |
| @Buffalo | 13 | 34 | 2.6 | 12 | 1 | 3 | 1 | 0.3 | 3 | 0 | 1 | 11 | 11.0 | 11 | 0 | 0 | 0 | 0 | 0 | 0 | 0 | 0 | 0 | 0 | 0 | |
| @Chicago | 12 | 31 | 2.6 | 12 | 0 | 7 | 32 | 4.6 | 8 | 0 | 1 | 1 | 1.0 | 1 | 0 | 0 | 0 | 0 | 0 | 0 | 0 | 0 | 0 | 0 | 0 | |
| '94 Totals | 243 | 703 | 2.9 | 26 | 8 | 102 | 312 | 3.1 | 13 | 2 | 36 | 111 | 3.1 | 13 | 1 | 19 | 67 | 3.5 | 13 | 1 | 1 | 1 | 1 | 1 | 1 | |

Released 11/23

| Game | BLEDSOE | | | | | TIMPSON | | | | | COATES | | | | | ZOLAK | | | | | | | | | |
|---------------|---------|-----|------|----|----|---------|-----|-----|----|----|--------|-----|-----|----|----|-------|-----|------|----|----|-----|-----|-----|----|----|
| | Att | Yds | Avg | Lg | TD | Att | Yds | Avg | Lg | TD | Att | Yds | Avg | Lg | TD | Att | Yds | Avg | Lg | TD | Att | Yds | Avg | Lg | TD |
| @Miami | 0 | 0 | 0.0 | 0 | 0 | 1 | 4 | 4.0 | 4 | 0 | 0 | 0 | 0.0 | 0 | 0 | 0 | 0 | 0.0 | 0 | 0 | 0 | 0 | 0 | 0 | 0 |
| BUFFALO | 2 | 2 | 1.0 | 0 | 0 | 0 | 0 | 0.0 | 0 | 0 | 0 | 0 | 0.0 | 0 | 0 | 0 | 0 | 0.0 | 0 | 0 | 0 | 0 | 0 | 0 | 0 |
| @Cincinnati | 5 | 2 | -0.8 | 3 | 0 | 0 | 0 | 0.0 | 0 | 0 | 0 | 0 | 0.0 | 0 | 0 | 0 | 0 | 0.0 | 0 | 0 | 0 | 0 | 0 | 0 | 0 |
| @Detroit | 5 | 2 | 0.4 | 6 | 0 | 0 | 0 | 0.0 | 0 | 0 | 0 | 0 | 0.0 | 0 | 0 | 0 | 0 | 0.0 | 0 | 0 | 0 | 0 | 0 | 0 | 0 |
| GREEN BAY | 2 | 9 | 4.5 | 4 | 0 | 0 | 0 | 0.0 | 0 | 0 | 0 | 0 | 0.0 | 0 | 0 | 0 | 0 | 0.0 | 0 | 0 | 0 | 0 | 0 | 0 | 0 |
| LA RAIDERS | 4 | 2 | 0.5 | 4 | 0 | 0 | 0 | 0.0 | 0 | 0 | 0 | 0 | 0.0 | 0 | 0 | 0 | 0 | 0.0 | 0 | 0 | 0 | 0 | 0 | 0 | 0 |
| @NY Jets | 3 | 9 | 3.0 | 4 | 0 | 0 | 0 | 0.0 | 0 | 0 | 0 | 0 | 0.0 | 0 | 0 | 0 | 0 | 0.0 | 0 | 0 | 0 | 0 | 0 | 0 | 0 |
| MIAMI | 3 | 8 | 2.7 | 7 | 0 | 0 | 0 | 0.0 | 0 | 0 | 0 | 0 | 0.0 | 0 | 0 | 0 | 0 | 0.0 | 0 | 0 | 0 | 0 | 0 | 0 | 0 |
| @Cleveland | 1 | 0 | 0.0 | 0 | 0 | 0 | 0 | 0.0 | 0 | 0 | 0 | 0 | 0.0 | 0 | 0 | 0 | 0 | 0.0 | 0 | 0 | 0 | 0 | 0 | 0 | 0 |
| MINNESOTA | 2 | 3 | 1.5 | 2 | 0 | 0 | 0 | 0.0 | 0 | 0 | 0 | 0 | 0.0 | 0 | 0 | 0 | 0 | 0.0 | 0 | 0 | 0 | 0 | 0 | 0 | 0 |
| SAN DIEGO | 4 | 3 | 0.8 | 2 | 0 | 0 | 0 | 0.0 | 0 | 0 | 0 | 0 | 0.0 | 0 | 0 | 0 | 0 | 0.0 | 0 | 0 | 0 | 0 | 0 | 0 | 0 |
| @Indianapolis | 4 | 4 | 1.0 | -1 | 0 | 0 | 0 | 0.0 | 0 | 0 | 0 | 0 | 0.0 | 0 | 0 | 0 | 0 | 0.0 | 0 | 0 | 0 | 0 | 0 | 0 | 0 |
| NY JETS | 3 | 7 | 2.3 | 7 | 0 | 0 | 0 | 0.0 | 0 | 0 | 0 | 0 | 0.0 | 0 | 0 | 0 | 0 | 0.0 | 0 | 0 | 0 | 0 | 0 | 0 | 0 |
| INDIANAPOLIS | 1 | 0 | 0.0 | 0 | 0 | 0 | 0 | 0.0 | 0 | 0 | 0 | 0 | 0.0 | 0 | 0 | 0 | 0 | 0.0 | 0 | 0 | 0 | 0 | 0 | 0 | 0 |
| @Buffalo | 1 | 0 | 0.0 | 0 | 0 | 0 | 0 | 0.0 | 0 | 0 | 0 | 0 | 0.0 | 0 | 0 | 0 | 0 | 0.0 | 0 | 0 | 0 | 0 | 0 | 0 | 0 |
| @Chicago | 4 | -3 | -0.8 | 1 | 0 | 0 | 0 | 0.0 | 0 | 0 | 0 | 0 | 0.0 | 0 | 0 | 0 | 0 | -1.0 | -1 | 0 | 0 | 0 | 0 | 0 | 0 |
| '94 Totals | 44 | 40 | 0.9 | 7 | 0 | 2 | 14 | 4.0 | 10 | 0 | 1 | 0 | 0.0 | 0 | 0 | 1 | 0 | -1 | -1 | 0 | 0 | 1 | -1 | -1 | 0 |



1994 GAME-BY-GAME DEFENSIVE STATISTICS

| Game | V. BROWN | | | SLADE | | | GUYTON | | | GOAD | | | HURST | | | H. BARNETT | | |
|---------------|----------|----|----|--------|---------|----------|--------|----|----|--------|---------|---------|-------|----|----|------------|---------|---------|
| | TT | UT | A | SK-YDS | INT-YDS | INT-YDS | TT | UT | A | SK-YDS | INT-YDS | INT-YDS | TT | UT | A | SK-YDS | INT-YDS | INT-YDS |
| @Miami | 2 | 6 | 0 | 0-0 | 0-0 | 1-9 | 4 | 3 | 3 | 2 | 0-0 | 0-0 | 3 | 3 | 0 | 0-0 | 0-0 | 0-0 |
| BUFFALO | 6 | 2 | 0 | 0-0 | 1-6 | 5-5 | 5 | 5 | 3 | 0 | 0-0 | 0-0 | 7 | 4 | 3 | 0-0 | 0-0 | 0-0 |
| @Cincinnati | 5 | 5 | 0 | 0-0 | 0-0 | 0-0 | 5 | 5 | 0 | 0-0 | 1-15 | 0-0 | 3 | 4 | 0 | 0-0 | 0-0 | 0-0 |
| @Detroit | 7 | 6 | 1 | 0-0 | 0-0 | 0-0 | 4 | 2 | 2 | 0 | 0-0 | 0-0 | 4 | 4 | 0 | 0-0 | 0-0 | 0-0 |
| GREEN BAY | 8 | 3 | 5 | 0-0 | 1-4 | 2-5-20 | 9 | 7 | 2 | 2 | 0-0 | 1-3 | 5 | 5 | 0 | 0-0 | 0-0 | 0-0 |
| LA RAIDERS | 8 | 5 | 3 | 0-0 | 0-0 | 0-0 | 4 | 4 | 0 | 0 | 0-0 | 0-0 | 4 | 3 | 1 | 0-0 | 0-0 | 0-0 |
| @NY Jets | 12 | 7 | 2 | 15-15 | 0-0 | 0-0 | 9 | 8 | 1 | 4 | 0-0 | 0-0 | 1 | 3 | 3 | 0-0 | 0-0 | 0-0 |
| MIAMI | 12 | 5 | 7 | 0-0 | 0-0 | 0-0 | 8 | 1 | 0 | 0 | 0-0 | 0-0 | 3 | 3 | 0 | 0-0 | 0-0 | 0-0 |
| @Cleveland | 8 | 5 | 3 | 0-0 | 0-0 | 0-0 | 5 | 4 | 1 | 4 | 0-0 | 0-0 | 4 | 4 | 1 | 0-0 | 0-0 | 0-0 |
| MINNESOTA | 13 | 10 | 3 | 0-0 | 0-0 | 0-0 | 2 | 2 | 0 | 0 | 0-0 | 0-0 | 3 | 3 | 1 | 0-0 | 0-0 | 0-0 |
| SAN DIEGO | 7 | 6 | 1 | 0-0 | 1-12 | 3-5-34.5 | 10 | 9 | 1 | 0 | 0-0 | 0-0 | 5 | 3 | 2 | 0-0 | 0-0 | 0-0 |
| @Indianapolis | 3 | 3 | 0 | 0-0 | 0-0 | 0-0 | 1 | 1 | 0 | 0 | 0-0 | 0-0 | 5 | 4 | 0 | 0-0 | 0-0 | 0-0 |
| NY JETS | 2 | 2 | 0 | 0-0 | 0-0 | 0-0 | 6 | 3 | 3 | 0 | 0-0 | 0-0 | 4 | 4 | 0 | 0-0 | 0-0 | 0-0 |
| INDIANAPOLIS | 10 | 6 | 4 | 0-0 | 0-0 | 1-18 | 5 | 4 | 1 | 0 | 0-0 | 0-0 | 1 | 1 | 0 | 0-0 | 0-0 | 1-21 |
| @Buffalo | 8 | 5 | 3 | 0-0 | 0-0 | 0-0 | 2 | 0 | 2 | 0 | 0-0 | 0-0 | 4 | 4 | 0 | 0-0 | 0-0 | 0-0 |
| @Chicago | 9 | 7 | 2 | 0-0 | 0-0 | 0-0 | 4 | 3 | 1 | 0 | 0-0 | 0-0 | 2 | 1 | 1 | 0-0 | 0-0 | 0-0 |
| '94 Totals | 118 | 82 | 36 | 15-15 | 3-22 | 95-88.0 | 81 | 63 | 18 | 0-0 | 2-18 | 0-0 | 66 | 52 | 14 | 2-23 | 7-68 | 3-51 |

| Game | SMITH | | | REYNOLDS | | | M. JONES | | | PITTS | | | McGINEST | | | SABB | | |
|---------------|-------|----|---|----------|---------|---------|----------|----|----|----------|---------|---------|----------|----|----|----------|---------|---------|
| | TT | UT | A | SK-YDS | INT-YDS | INT-YDS | TT | UT | A | SK-YDS | INT-YDS | INT-YDS | TT | UT | A | SK-YDS | INT-YDS | INT-YDS |
| @Miami | 4 | 3 | 1 | 5-4 | 0-0 | 0-0 | 1 | 0 | 1 | 0 | 0-0 | 0-0 | 2 | 2 | 1 | 0-0 | 0-0 | 1-5 |
| BUFFALO | 1 | 1 | 0 | 0-0 | 0-0 | 0-0 | 4 | 1 | 3 | 0 | 0-0 | 0-0 | 3 | 2 | 1 | 5-5 | 0-0 | 0-0 |
| @Cincinnati | 1 | 1 | 0 | 0-0 | 0-0 | 0-0 | 2 | 2 | 0 | 0 | 1-7 | 0-0 | 1 | 1 | 0 | 0-0 | 0-0 | 0-0 |
| @Detroit | 6 | 6 | 0 | 0-0 | 0-0 | 0-0 | 2 | 2 | 0 | 0 | 0-0 | 0-0 | 1 | 1 | 0 | 0-0 | 0-0 | 0-0 |
| GREEN BAY | 10 | 9 | 1 | 0-0 | 1-10 | 0-0 | 3 | 0 | 3 | 5-5 | 0-0 | 0-0 | 0 | 0 | 0 | 0-0 | 0-0 | 0-0 |
| LA RAIDERS | 6 | 6 | 0 | 0-0 | 0-0 | 0-0 | 0 | 0 | 0 | 0 | 0-0 | 0-0 | 0 | 0 | 0 | 0-0 | 0-0 | 1-1 |
| @NY Jets | 6 | 5 | 1 | 0-0 | 0-0 | 0-0 | 2 | 2 | 0 | 0 | 0-0 | 0-0 | 0 | 0 | 0 | 0-0 | 0-0 | 0-0 |
| MIAMI | 4 | 2 | 2 | 0-0 | 0-0 | 1-0 | 6 | 4 | 2 | 1 | 5-6 | 0-0 | 0 | 0 | 0 | 0-0 | 0-0 | 1-1 |
| @Cleveland | 6 | 5 | 1 | 0-0 | 0-0 | 0-0 | 2 | 1 | 1 | 1-4 | 0-0 | 0-0 | 1 | 1 | 1 | 0-0 | 0-0 | 0-0 |
| MINNESOTA | 0 | 0 | 0 | 0-0 | 0-0 | 0-0 | 1 | 0 | 0 | 0 | 0-0 | 0-0 | 5 | 4 | 1 | 0-0 | 0-0 | 0-0 |
| SAN DIEGO | 5 | 3 | 2 | 0-0 | 0-0 | 1-0 | 2 | 0 | 2 | 5-6.5 | 0-0 | 0-0 | 3 | 2 | 0 | 0-0 | 0-0 | 0-0 |
| @Indianapolis | 4 | 4 | 0 | 0-0 | 0-0 | 0-0 | 3 | 3 | 0 | 0 | 0-0 | 0-0 | 3 | 2 | 1 | 1-13 | 0-0 | 0-0 |
| NY JETS | 3 | 3 | 0 | 0-0 | 0-0 | 0-0 | 3 | 3 | 0 | 0 | 0-0 | 0-0 | 2 | 2 | 0 | 0-0 | 0-0 | 0-0 |
| INDIANAPOLIS | 3 | 3 | 0 | 0-0 | 0-0 | 0-0 | 6 | 3 | 2 | 4 | 15-8.5 | 0-0 | 2 | 1 | 1 | 0-0 | 0-0 | 0-0 |
| @Buffalo | 1 | 1 | 0 | 0-0 | 0-0 | 0-0 | 3 | 3 | 0 | 0 | 1-11 | 0-0 | 4 | 4 | 0 | 0-0 | 0-0 | 0-0 |
| @Chicago | 3 | 3 | 0 | 0-0 | 0-0 | 0-0 | 1 | 0 | 1 | 0-0 | 0-0 | 0-0 | 2 | 2 | 0 | 0-0 | 0-0 | 0-0 |
| '94 Totals | 61 | 53 | 8 | 5-4 | 2-10 | 2-18 | 45 | 26 | 19 | 6.0-45.0 | 0-0 | 0-0 | 43 | 29 | 14 | 4.5-16.5 | 0-0 | 2-6 |



1994 GAME-BY-GAME DEFENSIVE STATISTICS

| Game | COLLINS | | | | MOORE | | | | AGNEW | | | | A. JONES | | | | BAVARO | | | | T. BARNETT | | | | | |
|---------------|---------|----|----|--------|---------|----|----|---|--------|---------|----|----|----------|--------|---------|----|--------|---|--------|---------|------------|----|---|--------|---------|-----|
| | TT | UT | A | SK-YDS | INT-YDS | TT | UT | A | SK-YDS | INT-YDS | TT | UT | A | SK-YDS | INT-YDS | TT | UT | A | SK-YDS | INT-YDS | TT | UT | A | SK-YDS | INT-YDS | |
| @Miami | | | | | | 6 | 5 | 1 | 0-0 | 0-0 | 1 | 1 | 0 | 0-0 | 0-0 | 2 | 2 | 0 | 0-0 | 0-0 | | | | | INA | 0-0 |
| BUFFALO | | | | | | 9 | 4 | 5 | 0-0 | 0-0 | 1 | 0 | 1 | 0-0 | 0-0 | 0 | 0 | 0 | 0-0 | 0-0 | | | | | INA | 0-0 |
| @Cincinnati | | | | | | 1 | 0 | 0 | 0-0 | 0-0 | 0 | 0 | 0 | 0-0 | 0-0 | 1 | 0 | 0 | 0-0 | 0-0 | | | | | 1-11 | 0-0 |
| @Detroit | | | | | | 0 | 0 | 0 | 0-0 | 0-0 | 0 | 0 | 0 | 0-0 | 0-0 | 0 | 0 | 0 | 0-0 | 0-0 | | | | | 0-0 | 0-0 |
| GREEN BAY | | | | | | 0 | 0 | 0 | 0-0 | 0-0 | 2 | 1 | 1 | 0-0 | 0-0 | 0 | 0 | 0 | 0-0 | 0-0 | | | | | 0-0 | 0-0 |
| LA RAIDERS | | | | | | 0 | 0 | 0 | 0-0 | 0-0 | 1 | 1 | 0 | 0-0 | 0-0 | 0 | 0 | 0 | 0-0 | 0-0 | | | | | 0-0 | 0-0 |
| @NY Jets | | | | | | 0 | 0 | 0 | 0-0 | 0-0 | 1 | 1 | 1 | 0-0 | 1-6 | 0 | 0 | 0 | 0-0 | 0-0 | | | | | 0-0 | 0-0 |
| MIAMI | | | | | | 1 | 1 | 0 | 0-0 | 0-0 | 3 | 3 | 0 | 0-0 | 0-0 | 0 | 0 | 0 | 0-0 | 0-0 | | | | | 0-0 | 0-0 |
| @Cleveland | | | | | | 0 | 0 | 0 | 0-0 | 0-0 | 1 | 1 | 0 | 0-0 | 0-0 | 0 | 0 | 0 | 0-0 | 0-0 | | | | | 0-0 | 0-0 |
| MINNESOTA | | | | | | 4 | 3 | 1 | 0-0 | 0-0 | 2 | 1 | 1 | 1-10 | 0-0 | 0 | 0 | 0 | 0-0 | 0-0 | | | | | 0-0 | 0-0 |
| SAN DIEGO | | | | | | 1 | 0 | 0 | 0-0 | 0-0 | 0 | 0 | 0 | 0-0 | 0-0 | 0 | 0 | 0 | 0-0 | 0-0 | | | | | 0-0 | 0-0 |
| @Indianapolis | | | | | | 0 | 0 | 0 | 0-0 | 0-0 | 3 | 2 | 1 | 0-0 | 0-0 | 0 | 0 | 0 | 0-0 | 0-0 | | | | | 0-0 | 0-0 |
| NY JETS | | | | | | 0 | 0 | 0 | 0-0 | 0-0 | 0 | 0 | 0 | 0-0 | 0-0 | 0 | 0 | 0 | 0-0 | 0-0 | | | | | 0-0 | 0-0 |
| INDIANAPOLIS | | | | | | 1 | 0 | 0 | 0-0 | 0-0 | 2 | 1 | 1 | 0-0 | 0-0 | 0 | 0 | 0 | 0-0 | 0-0 | | | | | 0-0 | 0-0 |
| @Buffalo | | | | | | 0 | 0 | 0 | 0-0 | 0-0 | 1 | 1 | 0 | 1-5 | 0-0 | 0 | 0 | 0 | 0-0 | 0-0 | | | | | 0-0 | 0-0 |
| @Chicago | | | | | | 2 | 2 | 0 | 0-0 | 0-0 | 1 | 1 | 0 | 0-0 | 0-0 | 0 | 0 | 0 | 0-0 | 0-0 | | | | | 0-0 | 0-0 |
| '94 Totals | 38 | 26 | 12 | 0-0 | 0-0 | 25 | 16 | 9 | 5-1.5 | 0-0 | 20 | 14 | 6 | 4-30 | 0-0 | 17 | 12 | 5 | 0-0 | 0-0 | 13 | 7 | 6 | 1-11 | 0-0 | 0-0 |

| Game | C. BROWN | | | | RAY | | | | V. LEWIS | | | | WHIGHAM | | | | WREN | | | | STANLEY | | | | |
|---------------|----------|----|---|--------|---------|----|----|---|----------|---------|----|----|---------|--------|-------------|----|------|---|--------|---------|---------|----|---|--------|---------|
| | TT | UT | A | SK-YDS | INT-YDS | TT | UT | A | SK-YDS | INT-YDS | TT | UT | A | SK-YDS | INT-YDS | TT | UT | A | SK-YDS | INT-YDS | TT | UT | A | SK-YDS | INT-YDS |
| @Miami | 1 | 0 | 1 | 0-0 | 0-0 | 0 | 0 | 0 | 0-0 | 0-0 | | | | | | 0 | 0 | 0 | 0-0 | 0-0 | 0 | 0 | 0 | 0-0 | 0-0 |
| BUFFALO | 2 | 2 | 0 | 0-0 | 0-0 | 0 | 0 | 0 | 0-0 | 0-0 | | | | | | 0 | 0 | 0 | 0-0 | 0-0 | 0 | 0 | 0 | 0-0 | 0-0 |
| @Cincinnati | 0 | 0 | 0 | 0-0 | 0-0 | 0 | 0 | 0 | 0-0 | 0-0 | | | | | Signed 9/14 | 0 | 0 | 0 | 0-0 | 0-0 | 0 | 0 | 0 | 0-0 | 0-0 |
| @Detroit | 1 | 1 | 0 | 0-0 | 0-0 | 0 | 0 | 0 | 0-0 | 0-0 | 2 | 0 | 0 | 0-0 | 0-0 | 0 | 0 | 0 | 0-0 | 0-0 | 0 | 0 | 0 | 0-0 | 0-0 |
| GREEN BAY | 2 | 2 | 0 | 0-0 | 0-0 | 0 | 0 | 0 | 0-0 | 0-0 | 0 | 0 | 0 | 0-0 | 0-0 | 1 | 1 | 0 | 0-0 | 0-0 | 0 | 0 | 0 | 0-0 | 0-0 |
| LA RAIDERS | 0 | 0 | 0 | 0-0 | 0-0 | 0 | 0 | 0 | 0-0 | 0-0 | 0 | 0 | 0 | 0-0 | 0-0 | 0 | 0 | 0 | 0-0 | 0-0 | 0 | 0 | 0 | 0-0 | 0-0 |
| @NY Jets | 1 | 0 | 1 | 0-0 | 0-0 | 0 | 0 | 0 | 0-0 | 0-0 | 0 | 0 | 0 | 0-0 | 0-0 | 0 | 0 | 0 | 0-0 | 0-0 | 0 | 0 | 0 | 0-0 | 0-0 |
| MIAMI | 1 | 1 | 0 | 0-0 | 0-0 | 0 | 0 | 0 | 0-0 | 0-0 | 0 | 0 | 0 | INA | INA | 0 | 0 | 0 | INA | INA | 0 | 0 | 0 | INA | INA |
| @Cleveland | 1 | 0 | 0 | 0-0 | 0-0 | 0 | 0 | 0 | 0-0 | 0-0 | 0 | 0 | 0 | 0-0 | 0-0 | | | | INA | INA | | | | INA | INA |
| MINNESOTA | 3 | 2 | 1 | 0-0 | 0-0 | 0 | 0 | 0 | 0-0 | 0-0 | 0 | 0 | 0 | 0-0 | 0-0 | | | | INA | INA | | | | INA | INA |
| SAN DIEGO | 2 | 1 | 1 | 0-0 | 0-0 | 0 | 0 | 0 | 0-0 | 0-0 | 0 | 0 | 0 | 0-0 | 0-0 | 0 | 0 | 0 | 0-0 | 0-0 | | | | INA | INA |
| @Indianapolis | 0 | 0 | 0 | 0-0 | 0-0 | 0 | 0 | 0 | 0-0 | 0-0 | 0 | 0 | 0 | 0-0 | 0-0 | 0 | 0 | 0 | 0-0 | 0-0 | | | | INA | INA |
| NY JETS | 0 | 0 | 0 | 0-0 | 0-0 | 2 | 2 | 0 | 0-0 | 0-0 | 0 | 0 | 0 | INA | INA | 0 | 0 | 0 | 0-0 | 0-0 | | | | INA | INA |
| INDIANAPOLIS | 0 | 0 | 0 | 0-0 | 0-0 | 1 | 1 | 0 | 0-0 | 0-0 | 0 | 0 | 0 | 0-0 | 0-0 | 0 | 0 | 0 | 0-0 | 0-0 | | | | INA | INA |
| @Buffalo | 0 | 0 | 0 | 0-0 | 0-0 | 0 | 0 | 0 | 0-0 | 0-0 | 0 | 0 | 0 | 0-0 | 0-0 | 0 | 0 | 0 | 0-0 | 0-0 | | | | INA | INA |
| @Chicago | 0 | 0 | 0 | 0-0 | 0-0 | 1 | 1 | 0 | 0-0 | 0-0 | 0 | 0 | 0 | 0-0 | 0-0 | 0 | 0 | 0 | 0-0 | 0-0 | | | | INA | INA |
| '94 Totals | 13 | 9 | 4 | 0-0 | 0-0 | 5 | 4 | 1 | 0-0 | 1-2 | 4 | 4 | 0 | 0-0 | 0-0 | 1 | 1 | 0 | 0-0 | 0-0 | 0 | 0 | 0 | 0-0 | 0-0 |



1994 PLAYER PARTICIPATION CHART

| GP/GS | at Miami | Buffalo | at Cincinnati | at Detroit | Green Bay | LA Raiders | at NY Jets | Miami | at Cleveland | Minnesota | San Diego | at Indy | NY Jets | Indianapolis | at Buffalo | at Chicago |
|------------|----------|----------------------------------|---------------|---------------|-----------|------------|------------|--|--------------|-----------|---------------------------|----------------|---------|--------------|--------------------|------------|
| Agnew | 11/3 | sub | sub | ina | ina | ina | sub | ina | sub | sub | sub | sub | sub | NT | NT | NT |
| Armstrong | 16/16 | LT | LT | LT | LT | LT | LT | LT | LT | LT | LT | LT | LT | LT | LT | LT |
| Arthur | 12/11 | C | C | C | dnp | dnp | dnp | sub | C | C | C | C | C | C | C | C |
| Bahr | 16/0 | sub | sub | sub | sub | sub | sub | sub | sub | sub | sub | sub | sub | sub | sub | sub |
| H. Barnett | 16/16 | SS | SS | SS | SS | SS | SS | SS | SS | SS | SS | SS | SS | SS | SS | SS |
| T. Barnett | 14/0 | ina | ina | sub | sub | sub | sub | sub | sub | sub | sub | sub | sub | sub | sub | sub |
| Bavaro | 9/5 | sub | sub | sub | ina | ina | ina | ina | ina | ina | RILB | RILB | RILB | RILB | RILB | sub |
| Bledsoe | 16/16 | QB | QB | QB | QB | QB | QB | QB | QB | QB | QB | QB | QB | QB | QB | QB |
| Bowden | 0/0 | Signed as a free agent 21/15 | | | | | | | | | | | | | | ina |
| Brisby | 14/11 | WR | WR | WR | WR | sub | WR | WR | ina | ina | WR | WR | WR | WR | sub | WR |
| C. Brown | 16/0 | sub | sub | sub | sub | sub | sub | sub | sub | sub | sub | sub | sub | sub | sub | sub |
| T. Brown | 9/0 | Signed on October 19th | | | | | | sub | sub | sub | sub | sub | sub | sub | sub | sub |
| V. Brown | 16/16 | LILB | ILB | LILB | LILB | LILB | LILB | LILB | LILB | LILB | LILB | LILB | LILB | LILB | LILB | LILB |
| Burke | 16/6 | sub | sub | sub | sub | TE | sub | sub | TE | sub | sub | sub | sub | TE | TE | TE |
| Butts | 16/15 | RB | RB | RB | RB | RB | RB | RB | RB | RB | RB | sub | RB | RB | RB | RB |
| Carthen | 1/0 | ina | sub | Released 9/14 | | | | | | | | | | | | |
| Chung | 3/0 | sub | sub | ina | ina | ina | dnp | dnp | sub | dnp | dnp | dnp | dnp | dnp | ina | ina |
| Coates | 16/16 | TE | TE | TE | TE | TE | TE | TE | TE | TE | TE | TE | TE | TE | TE | TE |
| Collins | 7/7 | ina | ina | ina | RILB | RILB | RILB | RILB | RILB | RILB | Placed on Injured Reserve | | 11/15 | | | |
| Crittenden | 16/2 | sub | sub | sub | sub | sub | sub | WR | sub | WR | sub | sub | sub | sub | sub | sub |
| Croom | 16/0 | sub | sub | sub | sub | sub | sub | sub | sub | sub | sub | sub | sub | sub | sub | sub |
| DeOssie | 16/0 | sub | sub | sub | sub | sub | sub | sub | sub | sub | sub | sub | sub | sub | sub | sub |
| Ellis | 0/0 | Signed as a free agent 11/15 | | | | | | | | | | ina | ina | ina | ina | ina |
| Francisco | 0/0 | Signed as a free agent | | | | | | | | | | 12/7 | ina | ina | ina | ina |
| Gash | 13/6 | ina | ina | ina | sub | sub | sub | sub | sub | FB | FB | FB | FB | FB | sub | FB |
| Gisler | 15/5 | sub | sub | dnp | C | C | C | C | sub | sub | sub | sub | sub | sub | sub | sub |
| Goad | 13/13 | NT | NT | NT | NT | NT | NT | NT | NT | NT | NT | NT | NT | Placed on IR | 12/6 | |
| Guyton | 16/16 | FS | FS | FS | FS | FS | FS | FS | FS | FS | FS | FS | FS | FS | FS | FS |
| Harlow | 16/16 | RT | RT | RT | RT | RT | RT | RT | RT | RT | RT | RT | RT | RT | RT | RT |
| Harris | 1/0 | Signed from practice squad 10/15 | | | | | sub | ps | ps | ps | ps | Released 11/23 | | | | |
| Hawkins | 7/0 | sub | sub | ina | sub | ina | sub | sub | sub | ina | ina | ina | ina | ina | Placed on IR 12/16 | |
| Hurst | 16/16 | CB | CB | CB | CB | CB | CB | CB | CB | CB | CB | CB | CB | CB | CB | CB |
| A. Jones | 16/0 | sub | sub | sub | sub | sub | sub | sub | sub | sub | sub | sub | sub | sub | sub | sub |
| M. Jones | 16/16 | RDE | RDE | RDE | RDE | RDE | RDE | RDE | RDE | RDE | RDE | RDE | RDE | RDE | RDE | RDE |
| Kratch | 16/16 | LG | LG | LG | LG | LG | LG | LG | LG | LG | LG | LG | LG | LG | LG | LG |
| Lane | 14/0 | ina | ina | sub | sub | sub | sub | sub | sub | sub | sub | sub | sub | sub | sub | sub |
| Legette | 3/0 | sub | sub | sub | ina | ina | ina | ina | ina | ina | ina | ina | ina | ina | ina | ina |
| V. Lewis | 11/0 | sub | ina | ina | ina | ina | sub | sub | sub | sub | ina | sub | sub | sub | sub | sub |
| McGinest | 16/7 | sub | sub | sub | sub | sub | sub | sub | LOLB | LOLB | LOLB | LOLB | LOLB | LOLB | sub | LOLB |
| B. Moore | 4/0 | sub | sub | sub | ina | ina | ina | ina | ina | ina | ina | ina | ina | ina | dnp | sub |
| M. Moore | 16/4 | RILB | LB | RILB | sub | sub | sub | sub | sub | sub | sub | sub | sub | sub | sub | RILB |
| O'Niell | 16/0 | sub | sub | sub | sub | sub | sub | sub | sub | sub | sub | sub | sub | sub | sub | sub |
| Pitts | 16/16 | LDE | LDE | LDE | LDE | LDE | LDE | LDE | LDE | LDE | LDE | LDE | LDE | LDE | LDE | LDE |
| Ray | 16/0 | sub | sub | sub | sub | sub | sub | sub | sub | sub | sub | sub | sub | sub | sub | sub |
| Reynolds | 15/10 | LCB | LCB | LCB | dnp | sub | sub | sub | sub | LCB | LCB | LCB | LCB | LCB | LCB | LCB |
| Rucci | 13/10 | ina | ina | ina | sub | sub | sub | RG | RG | RG | RG | RG | RG | RG | RG | RG |
| Sabb | 16/8 | LOLB | sub | LOLB | LOLB | LOLB | LOLB | LOLB | sub | sub | sub | sub | sub | sub | LOLB | sub |
| Skene | 6/6 | RG | RG | RG | RG | RG | RG | Placed on Injured Reserve October 10th | | | | | | | | |
| Slade | 16/16 | ROLB | LB | ROLB | ROLB | ROLB | ROLB | ROLB | ROLB | ROLB | ROLB | ROLB | ROLB | ROLB | ROLB | ROLB |
| Smith | 16/7 | sub | DB | sub | LCB | LCB | LCB | LCB | LCB | sub | sub | sub | sub | sub | sub | sub |
| Stanley | 7/0 | sub | sub | sub | sub | sub | ina | ina | ina | ina | ina | ina | ina | sub | sub | dnp |
| Thomas | 4/0 | ina | ina | sub | ina | sub | ina | sub | ina | ina | ina | Released 11/23 | | | | |
| Thompson | 16/1 | sub | sub | sub | sub | sub | sub | sub | sub | sub | sub | sub | RB | sub | sub | sub |
| Timpson | 15/14 | WR | WR | WR | WR | WR | WR | ina | WR | WR | WR | WR | WR | WR | WR | WR |
| Turner | 16/9 | FB | FB | FB | FB | FB | FB | FB | FB | sub | sub | sub | sub | sub | sub | sub |
| B. Walker | 0/0 | Signed as free agent 11/23 | | | | | | | | | | ina | ina | ina | ina | ina |
| J. Walker | 0/0 | ina | ina | ina | ina | ina | ina | ina | ina | ina | ina | ina | ina | ina | ina | ina |
| Whigham | 12/0 | Signed 9/14 | | sub | sub | sub | sub | ina | sub | sub | sub | sub | ina | sub | sub | sub |
| Wren | 8/0 | sub | sub | sub | sub | sub | sub | ina | ina | ina | sub | sub | ina | ina | ina | ina |
| Zolak | 16/0 | sub | sub | sub | sub | sub | sub | sub | sub | sub | sub | sub | sub | sub | sub | sub |



1994 OFFENSIVE STARTERS

1994 OFFENSIVE STARTERS BY GAME

| Date | Opponent | WR | LT | LG | C | RG | RT | TE | WR | QB | RB | FB |
|-------|-----------------|------------|-----------|--------|--------|-------|--------|--------|------------|---------|----------|------------|
| 9-04 | at Miami | Brisby | Armstrong | Kratch | Arthur | Skene | Harlow | Coates | Timpson | Bledsoe | Butts | Turner |
| 9-11 | Buffalo | Brisby | Armstrong | Kratch | Arthur | Skene | Harlow | Coates | Timpson | Bledsoe | Butts | Turner |
| 9-18 | at Cincinnati | Brisby | Armstrong | Kratch | Arthur | Skene | Harlow | Coates | Timpson | Bledsoe | Butts | Turner |
| 9-25 | at Detroit | Brisby | Armstrong | Kratch | Gisler | Skene | Harlow | Coates | Timpson | Bledsoe | Butts | Turner |
| 10-02 | Green Bay | Burke (TE) | Armstrong | Kratch | Gisler | Skene | Harlow | Coates | Timpson | Bledsoe | Butts | Turner |
| 10-09 | LA Raiders | Brisby | Armstrong | Kratch | Gisler | Skene | Harlow | Coates | Timpson | Bledsoe | Butts | Turner |
| 10-16 | at NY Jets | Brisby | Armstrong | Kratch | Gisler | Rucci | Harlow | Coates | Crittenden | Bledsoe | Butts | Turner |
| 10-23 | Open | | | | | | | | | | | |
| 10-30 | Miami | Burke (TE) | Armstrong | Kratch | Gisler | Rucci | Harlow | Coates | Timpson | Bledsoe | Butts | Turner |
| 11-06 | at Cleveland | Crittenden | Armstrong | Kratch | Arthur | Rucci | Harlow | Coates | Timpson | Bledsoe | Butts | Turner |
| 11-13 | Minnesota | Brisby | Armstrong | Kratch | Arthur | Rucci | Harlow | Coates | Timpson | Bledsoe | Butts | Gash |
| 11-20 | San Diego | Brisby | Armstrong | Kratch | Arthur | Rucci | Harlow | Coates | Timpson | Bledsoe | Butts | Gash |
| 11-27 | at Indianapolis | Brisby | Armstrong | Kratch | Arthur | Rucci | Harlow | Coates | Timpson | Bledsoe | Butts | Gash |
| 12-04 | NY Jets | Brisby | Armstrong | Kratch | Arthur | Rucci | Harlow | Coates | Burke (TE) | Bledsoe | Thompson | Gash |
| 12-11 | Indianapolis | Burke (TE) | Armstrong | Kratch | Arthur | Rucci | Harlow | Coates | Timpson | Bledsoe | Butts | Gash |
| 12-18 | at Buffalo | Brisby | Armstrong | Kratch | Arthur | Rucci | Harlow | Coates | Timpson | Bledsoe | Butts | Burke (TE) |
| 12-24 | at Chicago | Burke (TE) | Armstrong | Kratch | Arthur | Rucci | Harlow | Coates | Timpson | Bledsoe | Butts | Gash |



1994 DEFENSIVE STARTERS

1994 DEFENSIVE STARTERS BY GAME

| Date | Opponent | LE | NT | RE | LOLB | LILB | RLB | ROLB | LCB | RCB | SS | FS |
|-------|-----------------|-------|-------|----------|------------|----------|----------|-------|----------|-------|---------|--------|
| 9-04 | at Miami | Pitts | Goad | M. Jones | Sabb | V. Brown | M. Moore | Slade | Reynolds | Hurst | Barnett | Guyton |
| 9-11 | Buffalo | Pitts | Goad | M. Jones | Smith (DB) | V. Brown | M. Moore | Slade | Reynolds | Hurst | Barnett | Guyton |
| 9-18 | at Cincinnati | Pitts | Goad | M. Jones | Sabb | V. Brown | M. Moore | Slade | Reynolds | Hurst | Barnett | Guyton |
| 9-25 | at Detroit | Pitts | Goad | M. Jones | Sabb | V. Brown | Collins | Slade | Smith | Hurst | Barnett | Guyton |
| 10-02 | Green Bay | Pitts | Goad | M. Jones | Sabb | V. Brown | Collins | Slade | Smith | Hurst | Barnett | Guyton |
| 10-09 | LA Raiders | Pitts | Goad | M. Jones | Sabb | V. Brown | Collins | Slade | Smith | Hurst | Barnett | Guyton |
| 10-16 | at NY Jets | Pitts | Goad | M. Jones | Sabb | V. Brown | Collins | Slade | Smith | Hurst | Barnett | Guyton |
| 10-23 | Open | | | | | | | | | | | |
| 10-30 | Miami | Pitts | Goad | M. Jones | Sabb | V. Brown | Collins | Slade | Smith | Hurst | Barnett | Guyton |
| 11-06 | at Cleveland | Pitts | Goad | M. Jones | McGinest | V. Brown | Collins | Slade | Smith | Hurst | Barnett | Guyton |
| 11-13 | Minnesota | Pitts | Goad | M. Jones | McGinest | V. Brown | Collins | Slade | Reynolds | Hurst | Barnett | Guyton |
| 11-20 | San Diego | Pitts | Goad | M. Jones | McGinest | V. Brown | Bavaro | Slade | Reynolds | Hurst | Barnett | Guyton |
| 11-27 | at Indianapolis | Pitts | Goad | M. Jones | McGinest | V. Brown | Bavaro | Slade | Reynolds | Hurst | Barnett | Guyton |
| 12-04 | NY Jets | Pitts | Goad | M. Jones | McGinest | V. Brown | Bavaro | Slade | Reynolds | Hurst | Barnett | Guyton |
| 12-11 | Indianapolis | Pitts | Agnew | M. Jones | McGinest | V. Brown | Bavaro | Slade | Reynolds | Hurst | Barnett | Guyton |
| 12-18 | at Buffalo | Pitts | Agnew | M. Jones | Sabb | V. Brown | Bavaro | Slade | Reynolds | Hurst | Barnett | Guyton |
| 12-24 | at Chicago | Pitts | Agnew | M. Jones | McGinest | V. Brown | M. Moore | Slade | Reynolds | Hurst | Barnett | Guyton |



LAST TIME IT HAPPENED

TEAM

Overtime Game:

Patriots 26, Minnesota Vikings 20, at Foxboro, November 13, 1994

Shutout:

By Patriots: Patriots 38, Indianapolis 0 at Foxboro on Dec. 26, 1993

By Opponent: New York Jets 6, Patriots 0 at Foxboro on Nov. 28, 1993

At least 400 total net yards:

By Patriots: 468, vs. Minnesota, Nov. 13, 1994 (42 Rush - 426 Pass)

By Opponent: 440, vs. Minnesota, Nov. 13, 1994 (101R - 339P)

At least 500 total net yards:

By Patriots: 506, vs. Seattle, Sept. 21, 1986 (120 R - 386 P)

By Opponent: 525, at Miami, Sept. 4, 1994 (69 R - 456 P)

At least 200 yards rushing:

By Patriots: 257, vs. Indianapolis, Dec. 26, 1993

By Opponent: 209, vs. Seattle, Dec. 19, 1993

At least 300 yards rushing:

By Patriots: 328, vs. NY Jets, Sept. 18, 1983

By Opponent: 304, at Philadelphia, Nov. 4, 1990

At least 300 net yards passing:

By Patriots: 329, vs. Miami, Jan. 2, 1994

By Opponent: 317, vs. Buffalo, Nov. 7, 1993

At least 400 net yards passing:

By Patriots: 426, vs. Minnesota, Nov. 13, 1994

By Opponent: 456, at Miami, Sept. 4, 1994

OFFENSE

100-Yard Rushing Game:

By Patriots: Leonard Russell, vs. Indianapolis, Dec. 26, 1993 (26-138-2)

By Opponent: Leroy Hoard, at Cleveland, Nov. 6, 1994 (21-123-0)

200-Yard Rushing game:

By Patriots: Tony Collins, vs. New York Jets, Sept. 18, 1983

By Opponent: Greg Bell, vs. LA Rams, Dec. 24, 1989

100-Yard Receiving Game:

By Patriots: Vincent Brisby, at Chicago, Dec. 26, 1994 (6-115)

By Opponent: Andre Reed, at Buffalo, Dec. 18, 1994 (6-112)

Two 100-Yard Receivers in One Game:

By Patriots: Ben Coates, vs. Buffalo, Sept. 11, 1994 (9-124-2)

Michael Timpson, vs. Buffalo, Sept. 11, 1994 (5-101-1)

By Opponent: None

200-Yard Receiving Game:

By Patriots: None

By Opponent: Irving Fryar, at Miami, Sept. 4, 1994 (6-211-3)

10+ Receptions by 2 Players in a Game:

By Patriots: Leroy Thompson (11), Michael Timpson (10) and Ben Coates (10) vs. Minnesota, Nov. 13, 1994. (3 Players is an NFL Record)

By Opponent: None

300-Yard Passing Game:

By Patriots: Drew Bledsoe, vs. Minnesota, Nov. 13, 1994 (70-45-426-3 td-0 int.)

By Opponent: Warren Moon, vs. Minnesota, Nov. 13, 1994 (42-26-349-1 td-0 int.)

400-Yard Passing Game:

By Patriots: Drew Bledsoe, vs. Minnesota, Nov. 13, 1994 (70-45-426-3 td-0 int.)

By Opponent: Dan Marino, at Miami, Sept. 4, 1994 (42-23-473-5 td-1 int.)

4-Touchdown Passing Game:

By Patriots: Drew Bledsoe, at Miami, Sept. 4, 1994 (51-32-421-4 td-2 int.)

By Opponent: Jim Kelly, vs. Buffalo, Sept. 11, 1994 (41-25-328-4 td -3 int.)

**LAST TIME IT HAPPENED (cont.)****5-Touchdown Passing Game:**

By Patriots: Steve Grogan, vs. NY Jets, Sept. 9, 1979 (18-13-315-5 td)

By Opponent: Dan Marino, at Miami, Sept. 4, 1994 (42-23-473-5 td-1 int.)

DEFENSE**Interception Return For Touchdown:**

By Patriots: Ricky Reynolds, vs. NY Jets, Dec. 4, 1994 (11 yards)

By Opponent: Ray Buchanan, vs. Indianapolis, Dec. 11, 1994 (90 yards)

Fumble Returned For Touchdown:

By Patriots: Ricky Reynolds, at Buffalo, Dec. 18, 1994 (25 yards)

By Opponent: Willie Clay, vs. Detroit, Sept. 12, 1993 (15 yards)

Opponent's Fumble Recovered In End Zone For Touchdown:

By Patriots: Johnny Rember, vs. Indianapolis, Sept. 7, 1986

By Opponent: Mike Lodish, vs. Buffalo, Sept. 11, 1994

Safety:

By Patriots: Jim Kelly fumbles ball out of end zone, vs. Buffalo, Nov. 23, 1986.

By Opponent: Patriots snap ball out of end zone, vs. Cincinnati, Dec. 7, 1993.

At least THREE quarterback sacks:

By Patriots: Chris Slade, vs. San Diego, Nov. 20, 1994 (3.5)

By Opponent: Duane Bickett, at Indianapolis, Dec. 7, 1992 (3.5)

At least TWO interceptions:

By Patriots: Maurice Hurst, vs. San Diego, Nov. 20, 1994

By Opponent: Eric Turner, at Cleveland, Nov. 6, 1994

At least THREE interceptions:

By Patriots: Roland James, at Buffalo, Oct. 23, 1983

By Opponent: Terry McDaniel, vs. LA Raiders, Oct. 9, 1994

SPECIAL TEAMS**Kickoff Return For Touchdown:**

By Patriots: Jon Vaughn, at Cincinnati, Dec. 20, 1992 (100 yards)

By Opponent: Andre Coleman, vs. San Diego, Nov. 20, 1994 (80 yards)

Punt Return For Touchdown:

By Patriots: Irving Fryar, vs. Atlanta, Nov. 2, 1986 (59 yards)

By Opponent: Russell Copeland, at Buffalo, Sept. 5, 1993 (47 yards)

Blocked Punt:

By Patriots: Maurice Hurst, at Pittsburgh, Dec. 9, 1990

By Opponent: Darrell Malone, vs. Miami, Jan. 2, 1994

Blocked Punt Returned/Recovered For Touchdown:

By Patriots: Willie Scott, vs. Indianapolis, Nov. 22, 1987 (3 yards)

By Opponent: Mark Higgs, at Miami, Oct. 18, 1990 (19 yards)

Blocked Field Goal Attempt:

By Patriots: Troy Barnett, at Chicago, Dec. 24, 1994

By Opponent: Bill Pickel, vs. N.Y. Jets, Nov. 28, 1993

Fake Field Goal Attempt:

By Patriots: at Seattle, Nov. 17, 1985 (Franklin 5-yard loss on rush)

By Opponent: at Cincinnati, Dec. 20, 1992 (Breech 12-yard pass to Pickens)

Blocked PAT:

By Patriots: Garin Veris, at Buffalo, Nov. 3, 1991 (Scott Norwood att.)

By Opponent: Jeff Wright, vs. Buffalo, Nov. 24, 1991 (Charlie Baumann att.)

Missed PAT:

By Patriots: Charlie Baumann, at K.C., Dec. 13, 1992 (Dropped Snap)

By Opponent: Doug Pelfrey, at Cincinnati, Sept. 18, 1994 (Wide right)

4 Field Goals In A Game:

By Patriots: Jason Staurovsky, vs. Indianapolis, Dec. 3, 1989 (5 FGs)

Matt Bahr, at Indianapolis, Nov. 27, 1994 (4FGs)

By Opponent: Jason Hanson, vs. Detroit, Sept. 12, 1993



1994-95 ORGANIZATIONAL MOVEMENTS

1994

- | | |
|--|--|
| <p>1/21 Robert K. Kraft purchases the Patriots from James Orthwein.</p> <p>2/8 Maurice Carthon is appointed Offensive Assistant. Mike Pope is appointed running backs coach.</p> <p>2/15 Signed OT Bruce Armstrong. Designated CB Maurice Hurst as transition player.</p> <p>2/17 NFL Finance Committee votes to unanimously recommend the final approval of the transfer of the Patriots from James Orthwein to Robert Kraft.</p> <p>2/21 Signed unrestricted free agent G Bob Kratch.</p> <p>2/22 Sale of the team to Robert Kraft approved by the NFL.</p> <p>2/28 Signed unrestricted free agent S Myron Guyton.</p> <p>3/4 Re-signed unrestricted free agent DE Mike Pitts.</p> <p>3/8 Signed free agent DE Don Reynolds.</p> <p>3/15 Signed free agent LB Mike Kerr.</p> <p>3/25 Signed unrestricted free agent LB Steve DeOssie. Re-signed C Mike Arthur.</p> <p>3/30 Signed unrestricted free agent RB Blair Thomas.</p> <p>4/4 Re-signed TE Ben Coates. Re-signed QB Scott Zolak.</p> <p>4/6 Re-signed restricted free agent Pat Harlow.</p> <p>4/11 Signed unrestricted free agent CB Ricky Reynolds.</p> <p>4/13 Re-signed unrestricted free agent CB Maurice Hurst. Re-signed restricted free agents Vincent Brisby, Bryan Hooks, and Mario Johnson.</p> <p>4/15 Re-signed restricted free agents FB Sam Gash, LB David Bavaro, and G Doug Skene.</p> <p>4/20 Re-signed restricted free agents S Terry Ray and T Mark Staten.</p> <p>4/21 Released TE Marv Cook, G Rich Badinger, and QB Scott Secules.</p> <p>4/25 Acquired RB Marion Butts from the San Diego Chargers in exchange for the third round of the NFL draft.</p> <p>4/26 Re-signed restricted free agent CB Darryl Wren.</p> <p>5/4 Signed free agent G Bill Durkin.</p> | <p>5/12 Appointed Andre Tippett Director of Player Resources.</p> <p>5/17 Signed first-round selection Willie McGinest.</p> <p>5/24 Re-signed unrestricted free agent WR Michael Timpson.</p> <p>5/25 Signed draft picks NT Ervin Collier, C Joe Burch, TE John Burke, and WR Steve Hawkins.</p> <p>5/27 Signed fifth-round draft pick P/K Pat O'Neill.</p> <p>6/1 Signed draft picks T Max Lane, QB Jay Walker and LB Marty Moore.</p> <p>6/2 Signed second-round draft pick WR Kevin Lee. Released C Bill Lewis.</p> <p>6/7 Signed veteran free agent DE Mike Jones. Waived WR Kevin Glenn.</p> <p>6/23 Added Paul Pawlak as regional scout.</p> <p>7/15 Patriots players report to training camp.</p> <p>7/17 Patriots begin practices. Waived NT Mario Johnson.</p> <p>7/25 Marion Butts underwent arthroscopic surgery on his right knee.</p> <p>8/1 Waived rookie free agent WRs Greg Ballard and Todd Dixon and CB Damacio Green.</p> <p>8/10 Traded a fourth-round draft choice to the Pittsburgh Steelers in exchange for RB Leroy Thompson. Relinquished the rights to RB Leonard Russell.</p> <p>8/15 Released K Scott Sisson, NT Don Reynolds, DE Bernard Basham, S Jean Boyd, G Bill Durkin, CB Eric Stephens and RB Jerrod Washington.</p> <p>8/19 Traded CB Darryl Wren to the Seattle Seahawks in exchange for an undisclosed draft choice.</p> <p>8/20 Waived P Mike Saxon, RB Derrick Witherspoon, WR Ronnie Harris, LB David White, TE Richard Griffith, C Rich Tylski, and DE Bryan Hooks.</p> <p>8/20 Placed WR Kevin Lee on injured reserve with a broken jaw.</p> <p>8/22 CB Darryl Wren reverts back to Patriots after failing Seattle's physical.</p> <p>8/23 Waived LB Mike Kerr and NT Ervin Collier.</p> |
|--|--|

**1994-95 ORGANIZATIONAL MOVEMENTS (cont.)**

- | | |
|---|---|
| <p>8/24 Claimed TE Paul Francisco off waivers from Miami. Waived TE Kirk Botkin.</p> <p>8/28 Waived WR/KR Troy Brown, C Joe Burch, TE Paul Francisco and G Mark Staten. Terminated the contracts of S Dion Lambert and DE John Washington.</p> <p>8/30 Placed TE Paul Francisco, C Rich Tylski, WRs Ronnie Harris and Mario Henry on the practice squad.</p> <p>9/13 Signed FS Larry Whigham from Seattle's practice squad assigned LB Andre Bowden to the Patriots practice squad. Released LB Jason Carthen.</p> <p>10/10 Placed G Doug Skene on injured reserve.</p> <p>10/15 Activated WR Ronnie Harris from practice squad.</p> <p>10/19 Signed WR/KR Troy Brown Waived WR Ronnie Harris and reassigned him to the practice squad.</p> <p>11/15 Placed LB Todd Collins on injured reserve. Signed WR Elbert Ellis from the Steelers' practice squad.</p> <p>11/23 Signed DE Bruce Walker to the active roster, assigned DE James Gregory to the practice squad. Released RB Blair Thomas from the active squad and released Ronnie Harris from the practice squad.</p> <p>12/7 Placed NT Tim Goad on injured reserve list. Activated TE Paul Francisco from the practice squad.</p> <p>12/16 Activated LB Andre Bowden from practice squad. Placed WR Steve Hawkins on injured reserve.</p> <p>12/30 Signed DE Leonard Ray, Jr. to practice squad.</p> | <p>Dante Scarnecchia to defensive assistant/LBs and offensive assistant Maurice Carthon to offensive assistant/RBs and special teams.</p> <p>2/6 Appointed Bobby Grier Director of Player Personnel.</p> <p>2/15 Lost CB Rod Smith and WR Steve Hawkins to the Carolina Panthers and G Eugene Chung to the Jacksonville Jaguars during the Expansion Draft.</p> <p>3/1 Signed unrestricted free agent LB Bobby Abrams from Minnesota.</p> <p>3/3 Signed unrestricted free agent RB David Meggett from the New York Giants.</p> <p>3/6 Signed unrestricted free agent C Jeff Dellenbach (Miami) and restricted free agent DL Tim Roberts (Houston).</p> <p>3/24 Re-signed K Matt Bahr, LB Andre Bowden, WR Elbert Ellis, TE Paul Francisco, G Todd Rucci, DT Bruce Walker and S Larry Whigham.</p> <p>3/29 Re-signed DE Aaron Jones.</p> <p>3/30 Signed unrestricted free agent DE Jon Hand (Indianapolis).</p> <p>4/3 Signed free agent WR Will Moore and NT Reggie White.</p> <p>4/7 Re-signed DE Mike Pitts.</p> <p>4/19 Re-signed LB Todd Collins.</p> <p>4/20 Re-signed RB Corey Croom and C Mike Gisler.</p> <p>4/21 Re-signed T Brandon Moore and S Terry Ray.</p> <p>4/24 Signed 17 rookie free agents: WR Daniel Adams, TE Eric Alford, WR David Andrews, WR Kendrick Bullard, S Eddie Cade, LB Alcides Catanho, WR Hason Graham, FB Rupert Grant, RB David Green, DE Sean Holcomb, G Greg Landry, LB Jeff Parker, TE Andre President, CB Dwayne Provo, T Mike Suarez, S Brian White, LB Byron Wright.</p> <p>4/26 Re-signed FB Burnie Legette.</p> <p>4/29 Patriots announce complete sellout for 1995.</p> <p>5/2 Re-signed CB Vernon Lewis.</p> <p>5/5 Re-signed FB Sam Gash.</p> <p>5/24 Re-signed LB Dwayne Sabb.</p> <p>5/26 Re-signed WR Troy Brown and WR Ray Crittenden.</p> <p>5/31 Signed rookie free agent QB Jim Stayer.</p> |
|---|---|

1995

- 1/16 Left LB David Bavaro, G Eugene Chung, LB Steve DeOssie, C Mike Gisler, WR Steve Hawkins and CB Rod Smith unprotected and available for the Expansion Draft.
- 1/27 Re-assigned RB coach, Mike Pope to TE and TE coach Charlie Weis to RBs coach. Re-assigned special assistant



FINAL 1994 NFL STANDINGS

AMERICAN FOOTBALL CONFERENCE

| AFC EAST | W | L | T | Pct. | PF | PA |
|-------------------|-----------|----------|----------|-------------|------------|------------|
| Miami | 10 | 6 | 0 | .625 | 389 | 327 |
| PATRIOTS * | 10 | 6 | 0 | .625 | 351 | 312 |
| Indianapolis | 8 | 8 | 0 | .500 | 307 | 320 |
| Buffalo | 7 | 9 | 0 | .438 | 340 | 356 |
| NY Jets | 6 | 10 | 0 | .375 | 264 | 320 |

| AFC CENTRAL | W | L | T | Pct. | PF | PA |
|-------------|----|----|---|------|-----|-----|
| Pittsburgh | 12 | 4 | 0 | .750 | 316 | 234 |
| Cleveland * | 11 | 5 | 0 | .688 | 340 | 204 |
| Cincinnati | 3 | 13 | 0 | .188 | 276 | 406 |
| Houston | 2 | 14 | 0 | .125 | 226 | 352 |

| AFC WEST | W | L | T | Pct. | PF | PA |
|---------------|----|----|---|------|-----|-----|
| San Diego | 11 | 5 | 0 | .688 | 381 | 306 |
| Kansas City * | 9 | 7 | 0 | .563 | 319 | 298 |
| LA Raiders | 9 | 7 | 0 | .563 | 303 | 327 |
| Denver | 7 | 9 | 0 | .438 | 347 | 396 |
| Seattle | 6 | 10 | 0 | .375 | 287 | 323 |

NATIONAL FOOTBALL CONFERENCE

| NFC EAST | W | L | T | Pct. | PF | PA |
|--------------|----|----|---|------|-----|-----|
| Dallas | 12 | 4 | 0 | .750 | 414 | 248 |
| N.Y. Giants | 9 | 7 | 0 | .563 | 279 | 305 |
| Arizona | 8 | 8 | 0 | .500 | 235 | 267 |
| Philadelphia | 7 | 9 | 0 | .438 | 308 | 308 |
| Washington | 3 | 13 | 0 | .188 | 320 | 412 |

| NFC CENTRAL | W | L | T | Pct. | PF | PA |
|-------------|----|----|---|------|-----|-----|
| Minnesota | 10 | 6 | 0 | .625 | 356 | 314 |
| Green Bay* | 9 | 7 | 0 | .563 | 382 | 287 |
| Detroit* | 9 | 7 | 0 | .563 | 357 | 342 |
| Chicago* | 9 | 7 | 0 | .563 | 271 | 307 |
| Tampa Bay | 6 | 10 | 0 | .375 | 251 | 351 |

| NFC WEST | W | L | T | Pct. | PF | PA |
|---------------|----|----|---|------|-----|-----|
| San Francisco | 13 | 3 | 0 | .813 | 505 | 296 |
| Atlanta | 7 | 9 | 0 | .438 | 317 | 385 |
| New Orleans | 7 | 9 | 0 | .438 | 348 | 407 |
| L.A. Rams | 4 | 12 | 0 | .250 | 286 | 365 |

* Wild Card Playoff Games

1994 NFL POSTSEASON

AFC First Round

MIAMI 27, Kansas City 17
CLEVELAND 20, New England 13

NFC First Round

GREEN BAY 16, Detroit 12
Chicago 35, MINNESOTA 18

AFC Divisional Playoffs

PITTSBURGH 29, Cleveland 9
SAN DIEGO 22, Miami 21

NFC Divisional Playoffs

SAN FRANCISCO 44, Chicago 15
DALLAS 35, Green Bay 9

AFC Championship Game

San Diego 17, PITTSBURGH 13

NFC Championship Game

SAN FRANCISCO 38, Dallas 28

Super Bowl XXVII at Joe Robbie Stadium, Miami, Fla.

San Francisco (NFC) 49, San Diego (AFC) 26

AFC-NFC Pro Bowl at Honolulu, Hawaii

AFC 41, NFC 13

ALL CAPS INDICATE HOME TEAM



1994 GAME-BY-GAME REVIEW

Game #1

MIAMI 39, NEW ENGLAND 35

September 4, 1994

Joe Robbie Stadium (Miami, Fla.)

| | | | | | | |
|-----------------------------------|---|----|----|----|---|----|
| NEW ENGLAND PATRIOTS (0-1) | 7 | 7 | 14 | 7 | - | 35 |
| MIAMI DOLPHINS (1-0) | 0 | 10 | 15 | 14 | - | 39 |

The Patriots' performance against the Dolphins in the season opener resembled a throwback to their early AFL days. The two teams combined for a total of 874 passing yards, the third-highest total in NFL history. Heavy rains prior to kickoff, made for muddy conditions which forced each team to attempt two passes for every run.

The Patriots took an early lead after recovering a Terry Kirby fumble in the first quarter and converting it into a 1-yard touchdown run by Kevin Turner. The Dolphins answered with a 64-yard touchdown pass from Dan Marino to Mark Ingram with only 2:15 remaining in the half. Drew Bledsoe responded by orchestrating an eight-play, 68-yard scoring drive, capped by a 2-yard touchdown pass to Ben Coates. Pete Stoyanovich converted a 42-yard field goal as time expired in the first half, cutting the Patriots lead to four, 14-10.

The Patriots opened the second half poised to put the game out of reach when Bledsoe connected with Coates for 62-yard touchdown, the longest pass since Doug Flutie's 80-yard touchdown to Irving Fryar on Oct. 30, 1988. The two teams exchanged touchdowns in the third quarter and the Patriots maintained a 28-18 lead before Marino found Irving Fryar for a 54-yard touchdown completion. On their very next possession, Marino connected with Fryar on a 50-yard touchdown strike to give the Dolphins their first lead of the game early in the fourth quarter. Marino and Fryar connected on their third scoring strike, that gave Miami the 39-35 victory.

Bledsoe set personal passing highs with 51 attempts, 32 completions, four touchdowns and a long of 62. He also set a team record with 421 yards passing on the afternoon.

| TEAM | Q | TIME | PLAY -- Drive | Score |
|----------|---|-------|---|-------|
| Patriots | 1 | 4:44 | Turner 1 run (Bahr kick) -- 10/59 | 7-0 |
| Miami | 2 | 2:15 | Ingram 64 pass from Marino (Stoyanovich kick) -- 4/91 | 7-7 |
| Patriots | 2 | 0:25 | Coates 2 pass from Bledsoe (Bahr kick) -- 8/68 | 14-7 |
| Miami | 2 | 0:00 | Stoyanovich 42 field goal -- 3/42 | 14-10 |
| Patriots | 3 | 12:33 | Coates 62 pass from Bledsoe (Bahr kick) -- 2/63 | 21-10 |
| Miami | 3 | 8:13 | Jackson 26 pass from Marino (Kirby run) -- 4/61 | 21-18 |
| Patriots | 3 | 4:27 | Timpson 5 pass from Bledsoe (Bahr kick) -- 5/24 | 28-18 |
| Miami | 3 | 3:09 | Fryar 54 pass from Marino (Stoyanovich kick) -- 4/78 | 28-25 |
| Miami | 4 | 14:00 | Fryar 50 pass from Marino (Stoyanovich kick) -- 2/54 | 28-32 |
| Patriots | 4 | 10:12 | Crittenden 23 pass from Bledsoe (Bahr kick) -- 6/67 | 35-32 |
| Miami | 4 | 3:19 | Fryar 35 pass from Marino (Stoyanovich kick) -- 10/80 | 35-39 |

| TEAM STATS | NE | Miami |
|---------------------|--------|--------|
| First Downs | 25 | 21 |
| 3rd Down Efficiency | 6/13 | 8/15 |
| Total Net Yards | 472 | 525 |
| Net Yards Rushing | 54 | 69 |
| Net Yards Passing | 418 | 456 |
| Sacks Allowed/Yards | 1/3 | 2/17 |
| Punts (Number/Avg.) | 5-36.4 | 5-40.8 |
| Penalties/Yards | 6/30 | 5/35 |
| Fumbles/Lost | 2/1 | 2/2 |
| Time of Possession | 32:42 | 27:18 |

Patriots Rushing: Butts 15-25, Thompson 6-22, Timpson 1-4, Turner 2-3-1.
Totals: 24-54-1.

Miami Rushing: Kirby 19-56, Marino 2-8, Spikes 1-5, Dellenbach 1-0. Totals: 23-69.

Patriots Passing: Bledsoe 51-32-421-4 tds-2 ints

Miami Passing: Marino 42-23-473-5 tds- 1 int

Patriots Receiving: Coates 8-161-2, Turner 7-61, Timpson 6-69-1, Brisby 5-66, Thompson 5-41, Crittenden 1-23-1. Totals: 32-421-4

Miami Receiving: Kirby 7-61, Fryar 5-211-3, Ingram 3-87-1, Miller 3-55, Jackson 2-29-1, Byars 2-9, McDuffie 1-21. Totals: 23-473-5

Actual Attendance: 69,613
Time: 3:31

Tickets Distributed: 73,821
79 Degrees and Heavy Showers



Game #2

BUFFALO 38, NEW ENGLAND 35

September 11, 1994

Foxboro Stadium

| | | | | | | |
|-----------------------------------|----|----|---|----|---|----|
| BUFFALO BILLS (1-1) | 14 | 14 | 0 | 10 | - | 38 |
| NEW ENGLAND PATRIOTS (0-2) | 7 | 7 | 7 | 14 | - | 35 |

The Patriots scored 35 points in their second consecutive game, but lost to the Buffalo Bills by a final score of 38-35. It was another offensive shootout, as the Patriots totaled 467 yards offensively, but allowed 466 yards to the Bills.

Buffalo took an early lead in the game by scoring on each of their first two possessions. Quarterback Jim Kelly connected with Andre Reed on the Bills' first possession for a 37-yard touchdown, capping an 80-yard drive. On their ensuing possession, the Bills drove 89 yards on 11 plays and took a 14-0 lead. The Bills recovered a Kevin Turner fumble at their own 37-yard line, but Kelly was intercepted by Vincent Brown on the next play. The Patriots took advantage of the turnover, driving 42 yards on five plays, when Drew Bledsoe hit Ben Coates with an 18-yard touchdown pass, to cut the lead to 14-7.

Following a Buffalo defensive touchdown, the Patriots found themselves trailing 35-21, but clawed their way back into the game. FS Myron Guyton intercepted a Kelly pass and three plays later, Bledsoe hit Michael Timpson for a 12-yard touchdown pass, to cut the lead to 35-28. The defense responded with a Maurice Hurst interception on the Bills' next drive. Bledsoe completed two passes of 24- and 31-yard to Coates, to set up Marion Butts' six-yard touchdown that tied the score at 35. The Bills drove 43 yards and with 56 seconds remaining in the contest, Steve Christie hit a 32-yard field goal that gave the Bills a 38-35 lead. The Patriots drove 36 yards in the final 46 seconds of the game, but could not stop the clock as time expired.

| TEAM | Q | TIME | PLAY -- Drive | Score |
|----------|---|-------|--|-------|
| Bills | 1 | 12:38 | A. Reed 37 pass from J. Kelly (Christie kick) -- 8-80 | 0-7 |
| Bills | 1 | 6:58 | T. Thomas 4 pass from J. Kelly (Christie kick) -- 11-89 | 0-14 |
| Patriots | 1 | 0:07 | B. Coates 18 pass from D. Bledsoe (Bahr kick) -- 5-42 | 7-14 |
| Bills | 2 | 11:04 | B. Brooks 12 pass from J. Kelly (Christie kick) -- 8-80 | 7-21 |
| Patriots | 2 | 2:58 | B. Coates 5 pass from D. Bledsoe (Bahr kick) -- 10-88 | 14-21 |
| Bills | 2 | 1:13 | D. Beebe 14 pass from J. Kelly (Christie kick) -- 6-78 | 14-28 |
| Patriots | 3 | 12:33 | M. Butts 19 pass from D. Bledsoe (Bahr kick) -- 1-19 | 21-28 |
| Bills | 4 | 14:07 | M. Lodish fumble recovery in end zone (Christie kick) -- | 21-35 |
| Patriots | 4 | 9:17 | M. Timpson 12 pass from D. Bledsoe (Bahr kick) -- 3-23 | 28-35 |
| Patriots | 4 | 4:22 | M. Butts 6 run (Bahr kick) -- 5-69 | 35-35 |
| Bills | 4 | 0:52 | FG S. Christie 32 yards -- 8-43 | 35-38 |

TEAM STATISTICS

| | Bills | Patriots |
|--------------------|---------|----------|
| First Downs | 25 | 26 |
| Total Yards | 466 | 467 |
| Rushes-Yards | 38-144 | 25-96 |
| Passing Yards | 322 | 371 |
| Comp-Att-Int | 41-25-3 | 42-26-2 |
| Sacked-Yards Lost | 2-6 | 2-9 |
| Punts-Avg. | 6-45.7 | 5-34.0 |
| Fumbles-Lost | 4-1 | 4-3 |
| Penalties-Yards | 7-39 | 4-36 |
| Time of Possession | 30:06 | 29:54 |

INDIVIDUAL STATISTICS

Patriots Rushing: Butts 18-82-2, Turner 4-11, Bledsoe 2-2, Thompson 1-1.

Totals: 25-96-2.

Bills Rushing: Thomas 26-106, Davis 6-21, Kelly 4-11, Reed 1-5, Gardner 1-1. Totals: 38-144.

Patriots Passing: Bledsoe 42-26-380-3 tds-2 ints

Bills Passing: Kelly 41-25-328-4 tds-3 ints

Patriots Receiving: Coates 9-124-2, Timpson 5-101-1, Turner 4-44, Brisby 3-42, Crittenden 2-41, Thompson 2-13, Butts 1-15. Totals: 26-380-3.

Bills Receiving: Reed 7-142-1, Brooks 7-91-1, Marrow 4-30, Thomas 4-22-1, Beebe 3-43-1. Totals: 26-380-3

Actual Attendance: 60,274

Time: 3:10

Tickets Distributed: 60,794

68 Degrees and Sunny (NW15 mph)

**Game #3****NEW ENGLAND 31, CINCINNATI 28**

September 18, 1994

Riverfront Stadium (Cincinnati, Ohio)

| | | | | | | |
|-----------------------------------|---|---|----|---|---|----|
| NEW ENGLAND PATRIOTS (1-2) | 7 | 6 | 12 | 6 | - | 31 |
| CINCINNATI BENGALS (0-3) | 6 | 7 | 7 | 8 | - | 28 |

The Patriots registered their first victory of the 1994 season when they defeated the Cincinnati Bengals 31-28 in Riverfront Stadium. The Patriots offense continued to burn through opponents defenses, gaining 447 total yards and scoring 31 points. Drew Bledsoe completed 30 of 50 attempts for 365 yards, his third consecutive 300-yard game of the season. All while the defense applied pressure on Bengals QB David Klingler, sacking him a season-high seven times.

Cincinnati opened the scoring when Steve Broussard ran 37 yards for a score, but K Doug Pelfrey missed the extra point, to make the score 6-0. The Patriots scored the next 13 points on a Marion Butts 3-yard run and two Matt Bahr field goals (43 & 24 yds). The Bengals responded with a seven-yard touchdown pass from Klingler to Carl Pickens to tie the game 13-13 at the half.

On consecutive drives, the Bengals offense was stopped in its tracks. Klingler fumbled twice on sacks by Aaron Jones and Tim Goad. The turnovers led to 28- and 35-yard field goals, putting the Patriots up 19-13. The Patriots scored twice more, on a 34-yard pass from Bledsoe to Michael Timpson and a 1-yard run by Butts to build a 31-20 lead. Klingler connected with Pickens for their second touchdown and converted the two-point conversion to pull within three, 31-28.

| TEAM | Q | TIME | PLAY -- Drive | Score |
|----------|---|-------|---|-------|
| Bengals | 1 | 10:16 | S. Broussard 37 run (kick failed, wide right) -- 7-53 | 0-6 |
| Patriots | 1 | 4:31 | M. Butts 3 run (Bahr kick) -- 12-78 | 7-6 |
| Patriots | 2 | 12:51 | FG M. Bahr 43 yards -- 9-40 | 10-6 |
| Patriots | 2 | 3:50 | FG M. Bahr 24 yards -- 16-62 | 13-6 |
| Bengals | 2 | 1:19 | C. Pickens 7 pass from D. Klingler (Pelfrey kick) -- 8-70 | 13-13 |
| Patriots | 3 | 12:48 | FG Bahr 28 yards -- 4-8 | 16-13 |
| Patriots | 3 | 9:02 | FG Bahr 35 yards -- 6-19 | 19-13 |
| Bengals | 3 | 5:33 | S. Broussard 8 run (Pelfrey kick) -- 7-77 | 19-20 |
| Patriots | 3 | 2:10 | M. Timpson 34 pass from Bledsoe (2-pt failed) -- 8-80 | 25-20 |
| Patriots | 4 | 10:55 | M. Butts 1 run (2-pt attempt failed) -- 10-61 | 31-20 |
| Bengals | 4 | 1:13 | C. Pickens 4 pass from Klingler (Broussard run) -- 11-99 | 31-28 |

TEAM STATISTICS

| | Patriots | Bengals |
|--------------------|-----------------|----------------|
| First Downs | 28 | 21 |
| Total Yards | 447 | 318 |
| Rushes-Yards | 36-82 | 20-99 |
| Passing Yards | 365 | 219 |
| Comp-Att-Int | 50-30-2 | 29-21-0 |
| Sacked-Yards Lost | 0-0 | 7-47 |
| Punts-Avg. | 1-50 | 3-46 |
| Fumbles-Lost | 1-0 | 2-2 |
| Penalties-Yards | 5-32 | 4-30 |
| Time of Possession | 36:09 | 23:51 |

INDIVIDUAL STATISTICS

Patriots Rushing: Butts 25-72-2, Thompson 3-8, Turner 3-6, Bledsoe 5 (-4). Totals: 36-82-2.

Bengals Rushing: Broussard 6-53-2, Fenner 6-21, Green 6-15, Klingler 2-10. Totals: 20-99-2.

Patriots Passing: Bledsoe 50-30-365-1 td-2 ints.

Bengals Passing: Klingler 29-21-266-2 tds-0 ints.

Patriots Receiving: Timpson 10-125-1, Coates 8-108, Turner 5-54, Brisby 3-47, Butts 2-9, Crittenden 1-11, Thompson 1-11. Totals: 30-365-1.

Bengals Receiving: Tony McGee 5-56, Pickens 4-78-2, Fenner 4-35, Query 2-17, Broussard 2-15, Scott 1-56, Tim McGee 1-10, Green 1-5, Klingler 1 (-6). Totals: 21-266-2.

Actual Attendance: 46,640
Time: 3:09

Tickets Distributed: 52,320
70 Degrees and Sunny



Game #4

NEW ENGLAND 23, DETROIT 17

September 18, 1994

Pontiac Stadium (Pontiac, Mich.)

| | | | | | | |
|-----------------------------------|---|----|---|---|---|----|
| NEW ENGLAND PATRIOTS (2-2) | 3 | 14 | 3 | 3 | - | 23 |
| DETROIT LIONS (2-2) | 0 | 7 | 7 | 3 | - | 17 |

The Patriots traveled to the Silverdome and defeated the Lions 23-17 before 59,618 fans, leaving each team with 2-2 records. The Patriots jumped to a 10-0 lead after a Matt Bahr 20-yard field goal and a Marion Butts 5-yard touchdown run. The Lions then turned to Barry Sanders who responded with a 35-yard touchdown run, capping a seven-play, 80-yard drive. Sanders ran for 131 yards and scored two touchdowns. His 131 yards were more than any other running back gained against the Patriots all season. New England drove 69 yards on 14 plays in the final minutes of the second quarter and Drew Bledsoe hit Ben Coates for a 7-yard touchdown pass to take a 17-7 lead at the half.

After Bahr kicked a 28-yard field goal, Sanders scampered 39 yards for his second touchdown of the game, cutting the Patriots lead to 20-14 entering the fourth quarter. Bahr countered with his third field goal of the day, a 21-yard kick. His three successful kicks on the afternoon, moved Bahr into second place in Patriots history with 12 consecutive field goals with out a miss. Trailing 23-17, the Lions had the ball on their 20-yard line but, on the first play from scrimmage, LB Chris Slade hit QB Scott Mitchell, forcing him to throw under his receiver. The ball was intercepted by FS Myron Guyton and the Patriots were able to run the clock out and leave Pontiac with a 23-17 victory.

| TEAM | Q | TIME | PLAY -- Drive | Score |
|----------|---|-------|--|-------|
| Patriots | 1 | 5:52 | FG Bahr 20 yards -- 10-36 | 0-3 |
| Patriots | 2 | 9:47 | M. Butts 5 run (Bahr kick) -- 5-89 | 10-0 |
| Lions | 2 | 6:11 | B. Sanders 35 run (Hanson kick) -- 7-80 | 10-7 |
| Patriots | 2 | 0:27 | B. Coates 7 pass from Bledsoe (Bahr kick) -- 14-69 | 17-7 |
| Patriots | 3 | 9:27 | FG Bahr 28 yards -- 7-26 | 20-7 |
| Lions | 3 | 6:42 | B. Sanders 39 run (Hanson kick)-- 5-80 | 20-14 |
| Patriots | 4 | 12:56 | FG Bahr 21 yards -- 9-54 | 23-14 |
| Lions | 4 | 5:39 | FG Hanson 27 yards -- 9-61 | 23-17 |

TEAM STATISTICS

| | Patriots | Lions |
|--------------------|----------|---------|
| First Downs | 21 | 15 |
| Total Yards | 353 | 342 |
| Rushes-Yards | 37-108 | 22-159 |
| Passing Yards | 245 | 183 |
| Comp-Att-Int | 33-21-0 | 29-14-2 |
| Sacked-Yards Lost | 1-6 | 1-6 |
| Punts-Avg. | 4-54.3 | 4-34.5 |
| Fumbles-Lost | 1-0 | 1-0 |
| Penalties-Yards | 8-56 | 9-55 |
| Time of Possession | 34:48 | 25:12 |

INDIVIDUAL STATISTICS

Patriots Rushing: Butts 18-54-1, Thompson 10-37, Turner 3-12, Gash 1-3, Bledsoe 5-2. Totals: 37-108-1.

Lions Rushing: Sanders 18-131-2, Perriman 1-25, Mitchell 2-3, Moore 1-0. Totals: 22-159-2.

Patriots Passing: Bledsoe 33-21-251-1 td-0 ints.

Lions Passing: Mitchell 29-14-189-0 tds-2 ints.

Patriots Receiving: Coates Turner 6-46, Coates 4-49-1, Gash 4-32, Brisby 3-67, Timpson 2-26, Thompson 1-9, Butts 1-4. Totals: 21-251-1.

Lions Receiving: Moore 5-92, Matthews 3-40, Hallock 2-22, Sanders 2-14, Perriman 1-12, Holman 1-9. Totals: 14-189.

Actual Attendance: 59,618
Time: 2:57

Tickets Distributed: 61,930
Dome (controlled 70 Degrees)



Game #5

NEW ENGLAND 17, GREEN BAY 16

October 2, 1994

Foxboro Stadium

| | | | | | | |
|----------------------------|---|---|---|----|---|----|
| GREEN BAY PACKERS (2-3) | 3 | 7 | 0 | 6 | - | 16 |
| NEW ENGLAND PATRIOTS (3-2) | 0 | 0 | 7 | 10 | - | 17 |

The New England Patriots were victorious for the third consecutive week, defeating the Green Bay Packers 17-16 in a dramatic last second finish in front of 57,522 at Foxboro Stadium. The Patriots drove 45 yards in final 74 seconds to set up a Matt Bahr game-winning 33-yard field goal.

The Patriots were held scoreless in the first half, while the Packers moved out to a 10-0 lead after Chris Jacke hit a 27-yard field goal and Brett Favre connected with Sterling Sharpe for an 11-yard touchdown. The Patriots started to chip away at the lead, scoring late in the third quarter when Drew Bledsoe hit Vincent Brisby for a 10-yard touchdown cutting the deficit to 10-7. At the beginning of the fourth quarter, Bledsoe connected with Brisby again for a 37-yard touchdown pass which gave the Patriots a 14-10 lead. During the fourth quarter, the Patriots defense intercepted Favre twice. CB Rod Smith and LB Vincent Brown both ended Packer drives, snaring Favre passes and keeping the lead intact.

The Packers had one final chance late in the fourth quarter and scored when Reggie Cobb ran in from one yard out, capping an 11 play, 73-yard drive. However, the snap on the extra point try was fumbled and they only led, 16-14. The Packers committed another kicking gaffe, booming the insuing kickoff out of bounds which allowed the Patriots the ball on the 40-yard line with 1:14 left on the clock. Bledsoe completed four of ten passes, putting the ball on the GB15 with :07 left in the game. K Matt Bahr was brought into the game, having missed two field goals earlier but the third time proved a charm, as he knuckled the 33-yard attempt through the uprights, to give the Patriots a 17-16 victory.

| TEAM | Q | TIME | PLAY -- Drive | Score |
|----------|---|-------|--|-------|
| Packers | 1 | 6:02 | FG C. Jacke 27 yards -- 12-63 | 0-3 |
| Packers | 2 | 6:40 | S. Sharpe 11 pass from Favre (Jacke kick) -- 4-30 | 0-10 |
| Patriots | 3 | 3:15 | V. Brisby 10 pass from Bledsoe (Bahr kick) -- 8-51 | 7-10 |
| Patriots | 4 | 13:33 | V. Brisby 37 pass from Bledsoe (Bahr kick) -- 3-49 | 14-10 |
| Packers | 4 | 1:14 | R. Cobb 1 run (fumbled snap) -- 10-73 | 14-16 |
| Patriots | 4 | 0:04 | FG Bahr 33 yards -- 11-45 | 17-16 |

TEAM STATISTICS

| | Packers | Patriots |
|--------------------|---------|----------|
| First Downs | 20 | 21 |
| Total Yards | 364 | 360 |
| Rushes-Yards | 27-100 | 17-48 |
| Passing Yards | 264 | 312 |
| Comp-Att-Int | 47-25-2 | 53-29-1 |
| Sacked-Yards Lost | 4-30 | 2-22 |
| Punts-Avg. | 9-40 | 8-41.5 |
| Fumbles-Lost | 2-0 | 1-1 |
| Penalties-Yards | 8-69 | 3-15 |
| Time of Possession | 33:33 | 26:27 |

INDIVIDUAL STATISTICS

Patriots Rushing: Thompson 5-21, Butts 7-10, Bledsoe 2-9, Thomas 2-5, Turner 1-3. Totals: 17-48.

Packers Rushing: Cobb 16-68-1, Favre 2-12, Bennett 5-11, Johnson 4-9. Totals: 27-100-1.

Patriots Passing: Bledsoe 53-29-334-2 tds-1 int.

Packers Passing: Favre 47-25-294-1 td-2 ints.

Patriots Receiving: Brisby 6-117-2, Coates 6-87, Thompson 5-39, Turner 4-31, Timpson 4-20, Crittenden 3-25, Thomas 1-6. Totals: 29-334-2.

Packers Receiving: Sharpe 9-132-1, Bennett 4-22, Brooks 3-35, Cobb 3-10, Lewis 2-42, Morgan 2-31, West 2-22. Totals: 25-294-1.

Actual Attendance: 57,522

Time: 3:10

Tickets Distributed: 60,290

60 Degrees and Sunny (NW 6 mph)



Game #6

L.A. RAIDERS 21, NEW ENGLAND 17

October 9, 1994

Foxboro Stadium

| | | | | | |
|-----------------------------------|---|----|---|---|----|
| LOS ANGELES RAIDERS (2-3) | 0 | 14 | 7 | 0 | 21 |
| NEW ENGLAND PATRIOTS (3-3) | 0 | 17 | 0 | 0 | 17 |

A Patriots comeback effort late in the fourth quarter fell short and the Patriots' lost 21-17 to the Los Angeles Raiders at a sold out Foxboro Stadium. Patriots quarterback Drew Bledsoe threw for 321 yards, the fifth consecutive time this season he has thrown for more than 300, setting a new team record. The loss snapped a three-game win streak and knocked the Patriots into a tie with the Jets for third place in the AFC East. Ben Coates led all receivers with nine catches for 123 yards, the fourth time in six games he has registered 100 yards receiving.

After a scoreless first quarter, the Patriots took a 3-0 lead early in the second quarter on a 24-yard field goal by Matt Bahr. The lead dissolved on the Patriots' next possession when cornerback Terry McDaniel stepped in front of Michael Timpson to pick off a Bledsoe pass and returned it 14 yards for a touchdown. The Patriots built a 17-7 lead on two Bledsoe touchdown strikes in the second quarter, to Kevin Turner and Leroy Thompson. The Raiders' Jeff Hostetler then passed on eight consecutive downs, capped by a short pass over the middle to Harvey Williams who streaked 27 yards for a touchdown with only 49 seconds remaining in the half and the Raiders trailed, 17-14.

The Patriots drove from their own 27-yard line to the Raiders one, but failed to convert when the Raiders' linebacker Greg Beikert met the Patriots' Turner in a mid-air collision at the goal line. In an attempt to break the goal line, the ball was knocked loose and recovered by the Raiders at the one-yard line. The two teams battled to a scoreless fourth quarter, and the Raiders held on to win 21-17.

| TEAM | Q | TIME | PLAY -- Drive | Score |
|----------|---|-------|---|-------|
| Patriots | 2 | 12:58 | FG Bahr 24 yards -- 11-73 | 3-0 |
| Raiders | 2 | 10:58 | T. McDaniel 14 interception return (Jaeger kick) — | 3-7 |
| Patriots | 2 | 6:09 | K. Turner 7 pass from Bledsoe (Bahr kick)-- 9-80 | 10-7 |
| Patriots | 2 | 1:55 | L. Thompson 3 pass from Bledsoe (Bahr kick) -- 9-22 | 17-7 |
| Raiders | 2 | 0:42 | H. Williams 27 pass from Hostetler (Jaeger kick)-- 8-71 | 17-14 |
| Raiders | 3 | 9:34 | J. Hostetler 3 run (Jaeger kick) -- 6-64 | 17-21 |

TEAM STATISTICS

| | Raiders | Patriots |
|--------------------|---------|----------|
| First Downs | 14 | 25 |
| Total Yards | 328 | 359 |
| Rushes-Yards | 27-86 | 29-54 |
| Passing Yards | 242 | 305 |
| Comp-Att-Int | 31-17-3 | 55-23-3 |
| Sacked-Yards Lost | 1-8 | 3-16 |
| Punts-Avg. | 5-40.6 | 6-43.8 |
| Fumbles-Lost | 1-1 | 2-1 |
| Penalties-Yards | 11-70 | 7-63 |
| Time of Possession | 25:42 | 34:18 |

INDIVIDUAL STATISTICS

Patriots Rushing: Thompson 11-19, Butts 10-15, Turner 4-11, Bledsoe 4-9. Totals: 29-54.

Raiders Rushing: Williams 17-65, Rathman 4-13, Montgomery 3-7, Hostetler 3-1-1. Totals: 27-86-1.

Patriots Passing: Bledsoe 55-23-321-2 tds-3 ints.

Raiders Passing: Hostetler 31-17-250-1 td-3 ints.

Patriots Receiving: Coates 9-123, Thompson 7-73-1, Brisby 3-56, Turner 3-45-1, Crittenden 1-24. Totals: 23-321-2.

Raiders Receiving: Glover 5-46, Williams 3-41-1, Rathman 3-23, Brown 2-46, Wright 2-42, Ismail 1-38, Montgomery 1-14. Totals: 17-250-1.

Actual Attendance: 59,889
Time: 3:23

Tickets Distributed: 60,992
77 Degrees and Partly Cloudy (SW12 mph)



Game #7

NEW YORK JETS 24, NEW ENGLAND 17

October 16, 1994

Giants Stadium (East Rutherford, N.J.)

| | | | | | | |
|----------------------------|---|----|---|----|---|----|
| NEW ENGLAND PATRIOTS (3-4) | 0 | 7 | 0 | 10 | - | 17 |
| NEW YORK JETS (4-3) | 7 | 14 | 0 | 3 | - | 24 |

The Patriots dropped a 24-17 decision to the NY Jets before 71,123 fans at Giants Stadium which sunk the Patriots to 3-4 and a tie for last place in the AFC East with Indianapolis. The Patriots were victimized all afternoon by turnovers, fumbling three times and throwing one interception which turned into 14 Jet points. The Patriots remained in the game, and cut a 14 point Jet lead in half late in the fourth quarter. The Patriots attempted an onside kick with 23 seconds remaining, but did not recover the kick.

The Jets opened the scoring when Brad Baxter ran in from one yard out, three plays after Drew Bledsoe fumbled. Bledsoe countered with a 3-yard touchdown pass to Ray Crittenden, to tie the game at seven. The Jets scored twice more before the first half intermission, Baxter barrelled in from two yards out, following a Patriots fumbled punt return, and Boomer Esiason connected with Johnny Mitchell from four yards out to give the Jets a 21-7 lead.

After a scoreless third quarter, Blair Thomas scampered four yards for a touchdown, which capped a 15-play, 77-yard drive. Thomas, a former first round selection of the Jets in 1990 was signed as free agent by the Patriots during the offseason, gained 37 of the Patriots yards on the touchdown drive and led them with 63 yards on 14 carries. Nick Lowery kicked a 37-yard field goal to put the Jets in the lead at 24-14 with 1:36 remaining. Bledsoe drove the Patriots into field goal position and Matt Bahr nailed a 40-yarder with 23 seconds remaining. The Patriots attempted an onside kick, hoping to tie the game, but the Jets were able to cover the kick and run out the clock and won 24-17.

| TEAM | Q | TIME | PLAY -- Drive | Score |
|----------|---|------|---|-------|
| Jets | 1 | 7:15 | B. Baxter 1 run (Lowery kick) -- 3-11 | 0-7 |
| Patriots | 2 | 8:49 | R. Crittenden 3 pass from Bledsoe (Bahr kick) -- 4-8 | 7-7 |
| Jets | 2 | 1:57 | B. Baxter 2 run (Lowery kick) -- 7-38 | 7-14 |
| Jets | 2 | 0:26 | J. Mitchell 4 pass from Esiason (Lowery kick) -- 3-39 | 7-21 |
| Patriots | 4 | 9:20 | B. Thomas 4 run (Bahr kick) -- 15-77 | 14-21 |
| Jets | 4 | 1:36 | FG Lowery 37 yards -- 4-8 | 14-24 |
| Patriots | 4 | 0:23 | FG Bahr 40 yards -- 8-52 | 17-24 |

TEAM STATISTICS

| | Patriots | Jets |
|--------------------|----------|---------|
| First Downs | 19 | 17 |
| Total Yards | 324 | 242 |
| Rushes-Yards | 30-104 | 37-172 |
| Passing Yards | 220 | 70 |
| Comp-Att-Int | 41-22-1 | 17-12-0 |
| Sacked-Yards Lost | 3-22 | 6-37 |
| Punts-Avg. | 2-35.5 | 6-44.5 |
| Fumbles-Lost | 3-3 | 4-2 |
| Penalties-Yards | 1-5 | 10-65 |
| Time of Possession | 27:22 | 32:38 |

INDIVIDUAL STATISTICS

Patriots Rushing: Thomas 14-63-1, Butts 9-28, Thompson 4-7, Bledsoe 3-6. Totals: 30-104-1.

Jets Rushing: Johnson 21-122, Baxter 12-38-2, Murrell 2-8, Johnson 1-5, Esiason 1 (-1). Totals: 37-172-2.

Patriots Passing: Bledsoe 41-22-242-1 td-1 int.

Jets Passing: Esiason 17-12-107-1 td-0 int.

Patriots Receiving: Coates 7-92, Crittenden 6-74-1, Thompson 4-13, Brisby 2-38, Harris 1-11, Thomas 1-9, Turner 1-5. Totals: 22-242-1.

Jets Receiving: Johnson 4-35, Mitchell 3-27-1, Monk 2-30, Moore 1-11, Yarborough 1-3, Baxter 1-1. Totals: 12-107-1

Actual Attendance: 71,123
Time: 3:02

Tickets Distributed: 77,716
62 Degrees and Sunny (15 mph)



Game #8

MIAMI 23, NEW ENGLAND 3

October 30, 1994

Foxboro Stadium

| | | | | | |
|----------------------------|---|----|---|---|----|
| MAIMI DOLPHINS (6-2) | 0 | 13 | 7 | 3 | 23 |
| NEW ENGLAND PATRIOTS (3-5) | 3 | 0 | 0 | 0 | 3 |

The New England Patriots dropped their third consecutive game, 23-3, at the hands of the Miami Dolphins in front of 59,167 at Foxboro Stadium. The Patriots offense gained 188 yards of total offense and 142 net passing yards and were their lowest totals of the season. The loss was the Patriots worst in 20 games, when they lost 45-7 to the NY Jets on 9/26/93.

The Patriots scored first, converting an interception into a Matt Bahr field goal. Harlon Barnett intercepted a Dan Marino pass intended for Kieth Byars and returned it six yards to the Miami 45-yard line. Six plays later, Bahr kicked a 48-yard field goal, his longest of the season. Pete Stoyanovich followed suit with two field goals, 44 and 50 yards, in the second quarter and with seven seconds remaining in the half, Byars ran for a 1-yard touchdown. The touchdown was set up by a Jeff Cross interception, the Dolphins had the ball on the 29-yard line and seven plays later, Byars scored to make it 13-3 Miami.

The Dolphins opened the second half by driving 73 yards on 10 plays and Marino hit Byars for a seven-yard touchdown pass. Miami added to their total by kicking a 48-yard field goal at the beginning of the fourth quarter to seal the 23-3 victory.

| TEAM | Q | TIME | PLAY -- Drive | Score |
|----------|---|-------|---|-------|
| Patriots | 1 | 6:40 | FG Bahr 48 yards -- 6-15 | 3-0 |
| Dolphins | 2 | 10:18 | FG Stoyanovich 44 yards -- 10-65 | 3-3 |
| Dolphins | 2 | 6:22 | FG Stoyanovich 50 yards -- 6-18 | 3-6 |
| Dolphins | 2 | 0:07 | K. Byars 1 run (Stoyanovich kick) -- 7-29 | 3-13 |
| Dolphins | 3 | 8:48 | K. Byars 7 pass from Marino (Stoyanovich kick) -- 10-73 | 3-20 |
| Dolphins | 4 | 12:56 | FG Stoyanovich 48 yards -- 7-13 | 3-23 |

TEAM STATISTICS

| | Dolphins | Patriots |
|--------------------|----------|----------|
| First Downs | 20 | 11 |
| Total Yards | 338 | 188 |
| Rushes-Yards | 34-140 | 20-46 |
| Passing Yards | 198 | 142 |
| Comp-Att-Int | 36-21-2 | 41-21-3 |
| Sacked-Yards Lost | 0-0 | 2-11 |
| Punts-Avg. | 4-40 | 4-38.3 |
| Fumbles-Lost | 1-0 | 2-0 |
| Penalties-Yards | 7-56 | 4-30 |
| Time of Possession | 35:38 | 24:22 |

INDIVIDUAL STATISTICS

Patriots Rushing: Butts 6-23, Turner 6-18, Bledsoe 3-8, Thomas 3 (-1), Thompson 2 (-2). Totals: 20-46.

Dolphins Rushing: Parmalee 25-123, Gary 4-8, Byars 2-5-1, Spikes 3-4. Totals: 34-140-1.

Patriots Passing: Bledsoe 33-16-125-0 tds-3 ints., Zolak 8-5-28-0 tds, 0 ints. Totals: 41-21-153-0-3.

Dolphins Passing: Marino 36-21-198-1 td-2 ints.

Patriots Receiving: Thompson 8-45, Turner 6-36, Crittenden 3-29, Timpson 2-26, Coates 2-17. Totals: 21-153.

Dolphins Receiving: Byars 8-77-1, Jackson 6-46, Parmalee 4-21, Fryar 2-33, Williams 1-21. Totals: 21-198-1.

Actual Attendance: 59,167
Time: 3:56

Tickets Distributed: 60,292
75 Degrees and Sunny (SW 10 mph)



Game #9

CLEVELAND 13, NEW ENGLAND 6

November 6, 1994

Cleveland Stadium (Cleveland, Ohio)

| | | | | | | |
|-----------------------------------|---|---|---|----|---|----|
| NEW ENGLAND PATRIOTS (3-6) | 0 | 0 | 3 | 3 | - | 6 |
| CLEVELAND BROWNS (7-2) | 0 | 3 | 0 | 10 | - | 13 |

The Patriots' offense was unable to cross the goalline for the second consecutive week, resulting in a 13-6 loss to the Browns in Cleveland Stadium. The loss was the Patriots' fourth in row, dropping them to 3-6. Matt Bahr's 20-yard field goal in third quarter, were the first points registered by the Patriots in six quaters. The game was highlighted with field goals, each team getting two, but the Browns were able to score the games only touchdown, which proved to be the difference.

Cleveland, with back-up QB Mark Rypien filling in for the injured Vinnie Testeverde, opened the scoring with a 33-yard field goal from Matt Stover during the later stages of second quarter. Rypien led his team 58 yards on nine plays and with 25 seconds left in the half Stover drilled the field goal.

The Patriots tied the score at three, after the defensive unit forced Cleveland running back Leroy Hoard to fumble. The Patriots offense moved the ball to the two-yard line but did not get into the end zone, and settled for a 20-yard Matt Bahr field goal. The Browns would score the next 10 points, Rypien connected with Hoard for a 1-yard touchdown and Stover kicked his second field goal of the day from 41 yards. The Patriots closed out the scoring late in the fourth quarter as Bahr hit his second field goal, 39 yards but lost, 13-6.

| TEAM | Q | TIME | PLAY -- Drive | Score |
|----------|---|-------|--|-------|
| Browns | 2 | 0:22 | FG Stover 33 yards -- 9-58 | 0-3 |
| Patriots | 3 | 7:07 | FG Bahr 20 yards -- 10-29 | 3-3 |
| Browns | 4 | 12:42 | L. Hoard 1 pass from Rypien (Stover kick) -- 14-80 | 3-10 |
| Browns | 4 | 9:28 | FG Stover 41 yards -- 4-2 | 3-13 |
| Patriots | 4 | 2:13 | FG Bahr 39 yards -- 13-55 | 6-13 |

TEAM STATISTICS

| | Patriots | Browns |
|--------------------|----------|---------|
| First Downs | 20 | 16 |
| Total Yards | 277 | 308 |
| Rushes-Yards | 36-118 | 32-148 |
| Passing Yards | 159 | 160 |
| Comp-Att-Int | 43-20-4 | 28-14-1 |
| Sacked-Yards Lost | 2-7 | 1-4 |
| Punts-Avg. | 5-43 | 5-35 |
| Fumbles-Lost | 2-0 | 2-1 |
| Penalties-Yards | 5-52 | 7-43 |
| Time of Possession | 34:10 | 25:50 |

INDIVIDUAL STATISTICS

Patriots Rushing: Butts 25-86, Turner 7-23, Thompson 3-9, Bledsoe 1-0. Totals: 36-118.

Browns Rushing: Hoard 21-123, Byner 6-19, Metcalf 3-5, Rypien 1-1, Jones 1-0. Totals: 32-148.

Patriots Passing: Bledsoe 43-20-166-0 tds-4 ints.

Browns Passing: Rypien 28-14-164-1 td-1 int.

Patriots Receiving: Timpson 7-69, Crittenden 3-31, Coates 3-24, Thompson 3-10, Hawkins 2-22, Turner 2-10. Totals: 20-166.

Browns Receiving: McCardell 4-80, Metcalf 3-32, Hoard 2-12-1, Kinchen 2-12, Alexander 1-20, Byner 1-7, Jones 1-1. Totals: 14-164-1.

Actual Attendance: 73,878

Time: 3:08

Tickets Distributed: 78,512

53 Degrees and Rain with Gusts over 40 mph

**Game #10****NEW ENGLAND 26, MINNESOTA 20 (OT)**

November 13, 1994

Foxboro Stadium

| | | | | | | |
|-----------------------------------|----|----|---|----|---|----|
| MINNESOTA VIKINGS (7-3) | 10 | 10 | 0 | 0 | 0 | 20 |
| NEW ENGLAND PATRIOTS (4-6) | 0 | 3 | 7 | 10 | 6 | 26 |

The Patriots snapped their four game losing streak by overcoming a 20 point deficit to complete one of the greatest comebacks in Patriot history, defeating the Vikings, 26-20 in OT. The Patriots win stopped the Vikings four-game winning streak and dropped them to 8-3. The Patriots were led by QB Drew Bledsoe, who put on the greatest passing exhibition in NFL history, breaking NFL records for attempts, 70, completions, 45 and set a Patriots single-game passing yardage record with 426.

Minnesota opened the game by driving 80-yards on 10 plays and scored when Terry Allen ran in from two yards out. Minnesota continued to score at will, Warren Moon hooked up with Gaudry Ismail for a 65-yard touchdown pass and Fuad Reveiz nailed a 33-yard field goal to put them up 20-0. The Patriots did close out the first half by driving 48 yards in 58 seconds and enable Matt Bahr to kick a 38-yard field goal.

The Patriots turned to the "hurry-up" offense in the second half and Bledsoe connected with Ray Crittenden for a 31-yard touchdown, cutting the deficit, 20-10. While the Patriots offense started to come alive, the defense was able to shut the Vikings down. Bledsoe connected with Leroy Thompson for a 5-yard touchdown pass with 2:27 remaining in the game, cutting the lead to 20-17. The Patriots defense then forced the Vikings to punt after just three plays and with 1:51 remaining in the game. Bledsoe led his team 56 yards to the five-yard line with 18 seconds remaining and Bahr drilled a 23-yard field goal to send the game into overtime. In the extra session, the Patriots won the coin toss and nine plays later, Bledsoe, attempting his 70th pass of the afternoon, connected with Kevin Turner for the game winning 14-yard touchdown.

| TEAM | Q | TIME | PLAY -- Drive | Score |
|----------|---|-------|--|-------|
| Vikings | 1 | 9:49 | T. Allen 2 run (Reveiz kick) -- 10-80 | 0-7 |
| Vikings | 1 | 2:33 | FG Reveiz 40 yards -- 10-56 | 0-10 |
| Vikings | 2 | 11:25 | Q. Ismail 65 pass from W. Moon (Reveiz kick) -- 4-96 | 0-17 |
| Vikings | 2 | 0:58 | FG Reveiz 33 yards -- 13-54 | 0-20 |
| Patriots | 2 | 0:00 | FG Bahr 38 yards -- 7-48 | 3-20 |
| Patriots | 3 | 13:22 | R. Crittenden 31 pass from Bledsoe (Bahr kick) -- 6-68 | 10-20 |
| Patriots | 4 | 2:27 | L. Thompson 5 pass from Bledsoe (Bahr kick) -- 11-87 | 17-20 |
| Patriots | 4 | 0:14 | FG Bahr 23 yards -- 12-56 | 20-20 |
| Patriots | 5 | 10:50 | K. Turner 14 pass from Bledsoe -- 9-67 | 26-20 |

TEAM STATISTICS

| | Vikings | Patriots |
|--------------------|----------------|-----------------|
| First Downs | 22 | 27 |
| Total Yards | 440 | 468 |
| Rushes-Yards | 31-101 | 12-42 |
| Passing Yards | 339 | 426 |
| Comp-Att-Int | 42-26-0 | 70-45-0 |
| Sacked-Yards Lost | 1-10 | 0-0 |
| Punts-Avg. | 7-42.6 | 8-40.8 |
| Fumbles-Lost | 1-1 | 0-0 |
| Penalties-Yards | 7-55 | 5-29 |
| Time of Possession | 37:42 | 26:28 |

INDIVIDUAL STATISTICS

Patriots Rushing: Butts 6-26, Thompson 4-13, Bledsoe 2-3. Totals: 12-42.

Vikings Rushing: Allen 23-75-1, Moon 3-14, Smith 5-12. Totals: 31-101-1.

Patriots Passing: Bledsoe 70-45-426-3 tds-0 ints.

Vikings Passing: Moon 42-26-349-1 td-0 ints.

Patriots Receiving: Thompson 11-74-1, Timpson 10-113, Coates 10-74, Brisby 5-68, Brisby 5-68, Turner 4-27-1, Crittenden 3-54-1, Burke 2-16. Totals: 45-426-3.

Vikings Receiving: Cooper 6-57, Jordan 5-57, Carter 5-33, Ismail 4-89-1, Reed 3-77, Lee 3-36. Totals: 26-349-1.

Actual Attendance: 58,382
Time: 3:22

Tickets Distributed: 60,292
57 Degrees and Sunny (N 14 mph)



Game #11

NEW ENGLAND 23, SAN DIEGO 17

November 20, 1994

Foxboro Stadium

| | | | | | | |
|-----------------------------------|---|---|----|----|---|----|
| SAN DIEGO CHARGERS (8-3) | 0 | 0 | 10 | 7 | - | 17 |
| NEW ENGLAND PATRIOTS (5-6) | 7 | 3 | 3 | 10 | - | 23 |

The Patriots defeated the eventual AFC Super Bowl representative San Diego Chargers, 23-17, at a sold out Foxboro Stadium. It was the second in a row, the Patriots ended an opponents four game win streak. The Patriots offense gained 318 yards on the second ranked defense in the AFC, but more importantly, the Patriot defense shut down the AFC's leading rushing offense. The Chargers were held to 72 yards, nearly half their average, and the NFL's leading running back, Natrone Means was limited to only 59 yards on 15 carries. In addition, the Patriots defense forced three interceptions and sacked QB Stan Humphries five times, with three coming from LB Chris Slade.

The Patriots controlled the first half, scoring 10 points, while shutting out the Charger offense. The Patriots added to their lead, Matt Bahr kicked a 38-yard field goal but San Diego returned the ensuing kickoff 80 yards for a touchdown. The return by Andre Coleman was the first kickoff return for a touchdown against the Patriots since September 9, 1978. The Patriots drove 64 yards on 12 plays behind RB Marion Butts. Butts, who was traded from the Charger during the offseason, scored from one yard out, and finished with 88 yards (his highest total of the season). Bahr kicked his third field goal of the day from 23 yards and San Diego added one more touchdown, but it was not enough. The Patriots won their second consecutive game, 23-17.

| TEAM | Q | TIME | PLAY -- Drive | Score |
|----------|---|-------|--|-------|
| Patriots | 1 | 5:20 | L. Thompson 27 pass from Bledsoe (Bahr kick) -- 8-67 | 7-0 |
| Patriots | 2 | 12:28 | FG Bahr 39 yards -- 9-32 | 10-0 |
| Chargers | 3 | 10:46 | FG Carney 34 yards -- 9-43 | 10-3 |
| Patriots | 3 | 0:38 | FG Bahr 38 yards -- 9-33 | 13-3 |
| Chargers | 3 | 0:24 | A. Coleman 80 kickoff return (Carney kick) — | 13-10 |
| Patriots | 4 | 9:19 | Butts 1 run (Bahr kick)-- 12-64 | 20-10 |
| Patriots | 4 | 6:17 | FG Bahr 23 yards -- 4-8 | 23-10 |
| Chargers | 4 | 0:55 | T. Martin 2 pass from Humphries (Carney kick) -- 14-92 | 23-17 |

TEAM STATISTICS

| | Chargers | Patriots |
|--------------------|----------|----------|
| First Downs | 18 | 21 |
| Total Yards | 241 | 318 |
| Rushes-Yards | 19-72 | 36-101 |
| Passing Yards | 169 | 217 |
| Comp-Att-Int | 37-20-3 | 36-21-2 |
| Sacked-Yards Lost | 5-50 | 1-7 |
| Punts-Avg. | 4-37 | 3-33.7 |
| Fumbles-Lost | 2-0 | 1-0 |
| Penalties-Yards | 6-45 | 2-20 |
| Time of Possession | 24:27 | 35:33 |

INDIVIDUAL STATISTICS

Patriots Rushing: Butts 28-88-1, Thompson 2-7, Turner 1-4, Bledsoe 4-2, Coates 1-0. Totals: 36-101-1.

Chargers Rushing: Means 15-59, Harmon 1-8, Bienenmy 2-5, Humphries 1-0. Totals: 19-72.

Patriots Passing: Bledsoe 36-21-224-1 td-2 ints.

Chargers Passing: Humphries 37-20-219-1 td-3 ints.

Patriots Receiving: Timpson 8-82, Thompson 3-45, Turner 3-25, Brisby 2-27, Coates 2-22, Gash 2-19, Butts 1-4. Totals: 21-224-1.

Chargers Receiving: Jefferson 6-64, Young 4-69, Seay 4-48, Mitchell 2-21, Means 2-5, Harmon 1-10, Martin 1-2-1. Totals: 20-219-1.

Actual Attendance: 59,690
Time: 3:02

Tickets Distributed: 60,292
51 Degrees and Sunny



Game #12

NEW ENGLAND 12, INDIANAPOLIS 10

November 27, 1994

RCA Dome (Indianapolis, Indiana)

| | | | | | | |
|-----------------------------------|---|---|---|---|---|----|
| NEW ENGLAND PATRIOTS (6-6) | 3 | 0 | 3 | 6 | - | 12 |
| INDIANAPOLIS COLTS (5-7) | 0 | 7 | 0 | 3 | - | 10 |

The New England Patriots defeated the division rival Indianapolis Colts, 12-10 in front of a national television audience on ESPN. The victory was the Patriots third win in a row, lifting them into a three way tie for second place in the AFC East with the NY Jets and Buffalo Bills. Matt Bahr accounted for all 12 Patriot points, with four field goals. Drew Bledsoe, who completed 26 of 36 pass attempts for 271 yards, upped his season passing total to 3,526 to become the Patriots single-season passing leader in team history surpassing Babe Parilli's 3,465 yards in 1964.

Indianapolis started the fourth quarter with a 10-9 lead after Dean Biasucci's 50-yard field goal. On their next possession, the Patriots were lead by Bledsoe into field goal position. Bledsoe completed all five passes he attempted, including three to Ben Coates. Coates finished the game with a Patriot single-game record, 12 catches for 119 yards and reached the 1,000 yard mark for the first time in his career to become the first NFL tight end to gain over 1,000 yards since Todd Christenson's 1,153 in 1986. Bahr concluded the drive with his fourth field goal of the day, a 42-yarder to put the Patriots up 12-10. The Colts started to drive with 4:10 left in the game but on the fifth play of the drive, Don Majkowski was sacked by Willie McGinest and fumbled. The loose ball was recovered by Harlon Barnett and the Patriots ran the clock out to win their third game in a row, 12-10.

| TEAM | Q | TIME | PLAY -- Drive | Score |
|----------|---|-------|---|-------|
| Patriots | 1 | 6:02 | FG Bahr 22 yards -- 15-75 | 3-0 |
| Colts | 2 | 0:34 | S. Dawkins 23 pass from Majkowski (Biasucci kick) -- 6-80 | 3-7 |
| Patriots | 3 | 5:25 | FG Bahr 37 yards -- 4-(-1) | 6-7 |
| Patriots | 4 | 14:13 | FG Bahr 25 yards -- 11-78 | 9-7 |
| Colts | 4 | 10:22 | FG Biasucci 50 yards -- 9-48 | 9-10 |
| Patriots | 4 | 4:01 | FG Bahr 42 yards --12-55 | 12-10 |

TEAM STATISTICS

| | Patriots | Colts |
|--------------------|----------|---------|
| First Downs | 19 | 15 |
| Total Yards | 336 | 290 |
| Rushes-Yards | 35-79 | 19-132 |
| Passing Yards | 257 | 158 |
| Comp-Att-Int | 36-26-1 | 27-16-0 |
| Sacked-Yards Lost | 2-14 | 2-28 |
| Punts-Avg. | 3-48.3 | 4-40.3 |
| Fumbles-Lost | 0-0 | 3-2 |
| Penalties-Yards | 5-35 | 4-35 |
| Time of Possession | 38:05 | 21:55 |

INDIVIDUAL STATISTICS

Patriots Rushing: Butts 17-45, Thompson 9-29, Gash 4-6, Turner 1-3, Bledsoe 4 (-4). Totals: 35-79.

Colts Rushing: Potts 6-74, Faulk 11-48, Majkowski 2-10. Totals: 19-132.

Patriots Passing: Bledsoe 36-26-271-0 td-1 int.

Colts Passing: Majkowski 27-16-186-1 td-0 int.

Patriots Receiving: Coates 12-119, Timpson 4-71, Brisby 4-58, Thompson 4-7, Turner 1-14, Butts 1-2. Totals: 26-271.

Colts Receiving: Dawkins 7-85-1, Faulk 5-42, Turner 3-51, Jackson 1-8. Totals: 16-186-1.

Actual Attendance: 43,839
Time: 2:49

Tickets Distributed: 47,514
Dome (controlled 72 Degrees)



Game #13

NEW ENGLAND 24, NEW YORK JETS 13

December 4, 1994

Foxboro Stadium

| | | | | | | |
|-----------------------------------|---|----|---|---|---|----|
| NEW YORK JETS (6-7) | 0 | 10 | 3 | 0 | — | 13 |
| NEW ENGLAND PATRIOTS (7-6) | 3 | 7 | 7 | 7 | — | 24 |

The Patriots were victorious for the fourth game in a row 24-13, over the NY Jets and kept their playoff hopes alive. The Patriots moved to 7-6 and a second place tie with the Buffalo Bills. The turning point of the game came when Ricky Reynolds intercepted Jets QB Boomer Esiason late in the third quarter and returned it 11 yards for a touchdown. Reynold's touchdown placed the Patriots in the lead at 17-13, a lead they did not surrender.

With both teams in the hunt for playoff births, it was a must win situation for both teams. They traded scores in the first half and went into the locker room tied at 10. Patriots Matt Bahr booted a 33-yard field goal and Drew Bledsoe connected with Vincent Brisby for a 16-yard touchdown pass, to account for the Patriots scoring in the first half.

The Jets opened the second half with possession and drove 62 yards and Nick Lowery kicked a 26-yard field goal. The Patriots followed with a drive of their own and set up for a 49-yard field goal. With Pat O'Neill as the long distance placekicker, the Patriots faked the field goal and kicked a "pooch punt," sending the ball to the one yard line where it was downed by Todd Rucci. Three plays later, Reynolds picked Esiason and ran 11 yards for the score. The Patriots added another touchdown, Leroy Thompson ran in from two yards out, and the Patriots were 24-13 winners.

| TEAM | Q | TIME | PLAY -- Drive | Score |
|----------|---|-------|---|-------|
| Patriots | 1 | 7:55 | FG Bahr 33 yards -- 14-52 | 3-0 |
| Jets | 2 | 13:29 | A. Monk 15 pass from Esiason (Lowery kick) -- 3-31 | 3-7 |
| Patriots | 2 | 4:43 | V. Brisby 16 pass from Bledsoe (Bahr kick) -- 14-88 | 10-7 |
| Jets | 2 | 0:04 | FG Lowery 46 yards -- 7-16 | 10-10 |
| Jets | 3 | 8:34 | FG Lowery 26 yards -- 14-62 | 10-13 |
| Patriots | 3 | 3:51 | R. Reynolds 11 yard interception return — | 17-13 |
| Patriots | 4 | 3:43 | L. Thompson 2 run (Bahr kick) -- 10-58 | 24-13 |

TEAM STATISTICS

| | Jets | Patriots |
|--------------------|---------|----------|
| First Downs | 13 | 20 |
| Total Yards | 219 | 326 |
| Rushes-Yards | 19-64 | 39-135 |
| Passing Yards | 155 | 191 |
| Comp-Att-Int | 40-16-1 | 34-19-1 |
| Sacked-Yards Lost | 0-0 | 1-8 |
| Punts-Avg. | 6-48.5 | 4-39.8 |
| Fumbles-Lost | 1-0 | 1-1 |
| Penalties-Yards | 5-40 | 8-52 |
| Time of Possession | 23:40 | 36:20 |

INDIVIDUAL STATISTICS

Patriots Rushing: Thompson 20-80-1, Butts 14-45, Gash 2-7, Bledsoe 3-3. Totals: 39-135-1.

Jets Rushing: Johnson 12-32, Anderson 4-29, Baxter 2-2, Esiason 1-1. Totals: 19-64.

Patriots Passing: Bledsoe 34-19-199-1 td-1 int.

Jets Passing: Esiason 40-16-155-1 td-1 int.

Patriots Receiving: Brisby 8-90-1, Timpson 4-44, Turner 2-22, Coates 2-21, Butts 2-15, Thompson 1-7. Totals: 19-199-1.

Jets Receiving: Moore 5-35, Monk 4-61-1, Mitchell 4-35, Johnson 1-16, Baxter 1-5, Thornton 1-3. Totals: 16-155-1.

Actual Attendance: 60,138
Time: 3:10

Tickets Distributed: 60,292
66 Degrees and partly cloudy



Game #14

NEW ENGLAND 28, INDIANAPOLIS 13

December 11, 1994

Foxboro Stadium

| | | | | | | |
|----------------------------|---|----|----|---|---|----|
| INDIANAPOLIS COLTS (6-8) | 0 | 10 | 0 | 3 | - | 13 |
| NEW ENGLAND PATRIOTS (8-6) | 0 | 7 | 14 | 7 | - | 28 |

The Patriots overcame an early deficit and a sub-par game by super-soph quarterback Drew Bledsoe to get one step closer to the playoffs, defeating the Colts 28-13. The Patriots upped their record to 8-6 and moved into sole possession of second place in the AFC East.

The Colts started the scoring off when Dean Biasucci kicked a 27-yard field goal and then added to their total when CB Ray Buchanan stepped in front of a Bledsoe pass and returned it 90 yards for a touchdown. The interception was one of four Bledsoe threw on a day he was not at the top of his game.

The Patriots defense was able to keep the Colts offense missing all day long, they intercepted Colts Don Majkowski three times, sacked him four, forced three fumbles and recovered two. The Patriots offense was able to take advantage, Bledsoe connected with Leroy Thompson and Ben Coates on touchdown passes of 9- and 6-yards, to put the Patriots up 14-10. The kickoff following the Coates-Bledsoe touchdown, the Patriots' special teams forced a fumble to give them the ball on the Colt 18 yard-line. Eight plays later, Marion Butts scored from one yard out, to make the score 21-10 in favor of the Patriots. The Colts added a field goal, but the Patriots countered with another score, when Thompson ran in from six yards out, his second touchdown of the day, to seal the 28-13 victory.

| TEAM | Q | TIME | PLAY -- Drive | Score |
|----------|---|------|--|-------|
| Colts | 2 | 7:09 | FG Biasucci 27 yards -- 16-62 | 0-3 |
| Colts | 2 | 2:48 | R. Buchanan 90 interception return (Biasucci kick) — | 0-10 |
| Patriots | 2 | 0:42 | L. Thompson 9 pass from Bledsoe (Bahr kick) -- 10-78 | 7-10 |
| Patriots | 3 | 4:21 | B. Coates 6 pass from Bledsoe (Bahr kick) -- 8-72 | 14-10 |
| Patriots | 3 | 0:16 | M. Butts 1 run (Bahr kick) -- 7-18 | 21-10 |
| Colts | 4 | 8:58 | FG Biasucci 47 yards -- 7-45 | 21-13 |
| Patriots | 4 | 1:54 | L. Thompson 6 run (Bahr kick) -- 6-18 | 28-13 |

TEAM STATISTICS

| | Colts | Patriots |
|--------------------|---------|----------|
| First Downs | 13 | 24 |
| Total Yards | 212 | 361 |
| Rushes-Yards | 27-74 | 37-84 |
| Passing Yards | 138 | 277 |
| Comp-Att-Int | 32-12-2 | 45-25-4 |
| Sacked-Yards Lost | 4-28 | 0-0 |
| Punts-Avg. | 6-34.2 | 3-33.7 |
| Fumbles-Lost | 3-2 | 2-1 |
| Penalties-Yards | 9-70 | 6-35 |
| Time of Possession | 27:03 | 32:57 |

INDIVIDUAL STATISTICS

Patriots Rushing: Butts 20-39-1, Thompson 12-28-1, Bledsoe 1-7, Gash 2-5, Turner 2-5. Totals: 37-84-2.

Colts Rushing: Faulk 17-50, Potts 4-18, Majkowski 4-11, Warren 2-(-5). Totals: 27-74.

Patriots Passing: Bledsoe 45-25-277-2 tds-4 ints.

Colts Passing: Majkowski 31-12-166-0td-2 ints, Warren 1-0-0-0 tds-0 ints.

Patriots Receiving: Coates 6-68-1, Timpson 5-54, Brisby 4-75, Thompson 4-30-1, Crittenden 3-31, Turner 2-14, Butts 1-5. Totals: 25-277-2.

Colts Receiving: Turner 3-61, Dawkins 2-22, Potts 2-22, Faulk 2-16, Cash 1-19, Jackson 1-13, Warren 1-13. Totals: 12-166.

Actual Attendance: 57,656
Time: 3:18

Tickets Distributed: 60,292
46 Degrees and partly cloudy



Game #15

NEW ENGLAND 41, BUFFALO 17

December 18, 1994

Rich Stadium (Orchard Park, NY)

| | | | | | | |
|-----------------------------------|----|----|----|----|---|----|
| NEW ENGLAND PATRIOTS (9-6) | 3 | 14 | 14 | 10 | - | 41 |
| BUFFALO BILLS (7-8) | 10 | 7 | 0 | 0 | - | 17 |

The Patriots defeated the Buffalo Bills 41-17 and moved one step closer to clinching a playoff spot. The Patriots, winners of five straight, while the Bills were losers five of their last seven games and for the first time since 1987, not make the playoffs.

As the game started, the Bills looked like their old selves, as they took command of the game, jumping out to an early 17-3 lead. Frank Reich, who replaced the injured Jim Kelly, led his team to three early scores. Reich threw a 26-yard touchdown to Nate Turner, Steve Christie kicked a 24-yard field goal and Carwell Gardner ran in from three yards, as the Bills built a 17-3 lead. However the Buffalo's 17 points were the only points scored by the Bills all day.

Drew Bledsoe, played one of his best games of the season, completing 22 of 31 passes for 276 yards, three touchdowns and no interceptions. As Bledsoe lead the offense down the field, the Patriots defense terrorized the Buffalo offense. The Patriots forced five turnovers (three fumbles and two interceptions) while four of the turnovers were converted into touchdowns. Maurice Hurst intercepted his seventh pass of the season and Ricky Reynolds recovered a fumble and returned it 25 yards for a touchdown. The 41 points scored by the Patriots were the most since they scored 42 against the Jets, 12/13/87.

| TEAM | Q | TIME | PLAY -- Drive | Score |
|----------|---|-------|--|-------|
| Patriots | 1 | 11:45 | FG Bahr 33 yards -- 7-57 | 3-0 |
| Bills | 1 | 7:53 | N. Turner 26 pass from Reich (Christie kick) -- 6-80 | 3-7 |
| Bills | 1 | 3:00 | FG Christie 24 yards -- 7-45 | 3-10 |
| Bills | 2 | 13:04 | C. Gardner 3 run (Christie kick) -- 7-80 | 3-17 |
| Patriots | 2 | 9:07 | B. Coates 4 pass from Bledsoe (Bahr kick) -- 9-72 | 10-17 |
| Patriots | 2 | 1:12 | V. Brisby 7 pass from Bledsoe (Bahr kick) -- 4-64 | 17-17 |
| Patriots | 3 | 14:00 | R. Reynolds 25 fumble return (Bahr kick) -- | 24-17 |
| Patriots | 3 | 6:59 | V. Brisby 6 pass from Bledsoe (Bahr kick) -- 10-47 | 31-17 |
| Patriots | 4 | 13:28 | M. Butts 1 run (Bahr kick) -- 13-69 | 38-17 |
| Patriots | 4 | 6:25 | FG Bahr 20 yards -- 10-24 | 41-17 |

TEAM STATISTICS

| | Patriots | Bills |
|--------------------|----------|---------|
| First Downs | 23 | 16 |
| Total Yards | 377 | 326 |
| Rushes-Yards | 34-101 | 26-135 |
| Passing Yards | 276 | 191 |
| Comp-Att-Int | 31-22-0 | 29-19-2 |
| Sacked-Yards Lost | 0-0 | 2-16 |
| Punts-Avg. | 3-47.7 | 3-36 |
| Fumbles-Lost | 2-0 | 3-3 |
| Penalties-Yards | 6-45 | 5-35 |
| Time of Possession | 33:22 | 26:38 |

INDIVIDUAL STATISTICS

Patriots Rushing: Gash 15-56, Butts 13-34-1, Turner 1-11, Thompson 3-1, Bledsoe 1-0, Zolak 1 (-1). Totals: 34-101-1.

Bills Rushing: Thomas 12-77, Davis 9-43, Gardner 2-8-1, Jourdain 2-6, Reed 1-1. Totals: 26-135-1.

Patriots Passing: Bledsoe 31-22-276-3 td-0 ints.

Bills Passing: Reich 29-19-207-1 tds-2 ints.

Patriots Receiving: Coates 5-59-1, Burke 4-41, Brisby 4-38-2, Timpson 3-71, Crittenden 2-36, Turner 2-19, Gash 1-8, Thompson 1-4. Totals: 22-276-3.

Bills Receiving: Reed 6-112, Gardner 3-8, Jourdain 3-7, Beebe 2-22, Metzelaars 2-(-3), Turner 1-26, Thomas 1-22, Copeland 1-13. Totals: 19-207-1.

Actual Attendance: 56,784
Time: 2:57

Tickets Distributed: 57,780
38 Degrees and rain/snow



Game #16

NEW ENGLAND 13, CHICAGO 3

December 24, 1994

Soldier Field (Chicago, Il.)

| | | | | | | |
|------------------------------------|---|---|---|---|---|----|
| NEW ENGLAND PATRIOTS (10-6) | 3 | 3 | 0 | 7 | - | 13 |
| CHICAGO BEARS (9-7) | 3 | 0 | 0 | 0 | - | 3 |

The Patriots qualified for the playoffs for the first time in eight years when they defeated the Chicago Bears 13-3 at Soldier Field. The victory concluded a whirlwind season, one in which the Patriots won their final seven games to finish 10-6 and qualify for a wild-card birth in the playoffs. Drew Bledsoe connected with Leroy Thompson for a 3-yard touchdown with 2:32 remaining in the game, to put the game out of reach.

The Bears open the scoring in the first quarter at 3-0, when Kevin Butler kicked a 44-yard field goal, it turned out to be their only points of the game. The Patriots countered with a field goal of their own later in the first quarter when Matt Bahr drilled a 29-yarder. Bledsoe connected with Vincent Brisby for passes of 15 and 32 yards and the Patriots drove to the four-yard line where Matt Bahr kicked a 22-yard field goal to make the score 6-3.

The Patriots defense stifled the Bears, holding them to 80 total yards in the first half, but in the second half the Bears drove into field goal position twice. One of Butler's attempts was blocked by Troy Barnett while the other sailed wide left. The Patriots put together one more scoring drive, as they moved 51 yards in seven plays and scored when Bledsoe hit Thompson for a 3-yard score.

| TEAM | Q | TIME | PLAY -- Drive | Score |
|----------|---|-------|---|-------|
| Bears | 1 | 11:59 | FG Butler 44 yards -- 5-25 | 0-3 |
| Patriots | 1 | 4:08 | FG Bahr 29 yards -- 15-64 | 3-3 |
| Patriots | 2 | 11:23 | FG Bahr 22 yards -- 10-76 | 6-3 |
| Patriots | 4 | 2:32 | L. Thompson 3 pass from Bledsoe (Bahr kick) -- 7-51 | 13-3 |

TEAM STATISTICS

| | Patriots | Bears |
|--------------------|----------|---------|
| First Downs | 19 | 14 |
| Total Yards | 343 | 248 |
| Rushes-Yards | 31-81 | 21-65 |
| Passing Yards | 263 | 183 |
| Comp-Att-Int | 38-23-1 | 38-17-0 |
| Sacked-Yards Lost | 2-14 | 1-3 |
| Punts-Avg. | 5-40.6 | 6-33.8 |
| Fumbles-Lost | 2-0 | 3-1 |
| Penalties-Yards | 4-30 | 4-22 |
| Time of Possession | 33:21 | 26:39 |

INDIVIDUAL STATISTICS

Patriots Rushing: Thompson 7-32, Butts 12-31, Timpson 1-10, Gash 6-9, Turner 1-1, Bledsoe 4-(-3). Totals: 31-80.

Bears Rushing: Tillman 10-33, Harris 6-16, Walsh 3-12, Green 1-3, Conway 1-1. Totals: 21-65.

Patriots Passing: Bledsoe 38-23-277-1 td-1 ints.

Bears Passing: Walsh 38-17-186-0 td-0 int.

Patriots Receiving: Brisby 6-115, Thompson 5-44-1, Timpson 4-61, Burke 3-29, Coates 3-26, Gash 2-2. Totals: 23-277-1.

Bears Receiving: Conway 4-56, Graham 3-38, Harris 3-31, Waddle 3-27, Jennings 2-19, Wetnight 2-15. Totals: 17-186.

Actual Attendance: 60,178
Time: 2:53

Tickets Distributed: 66,944
37 Degrees partly cloudy



Game #17

WILD CARD PLAYOFF GAME
CLEVELAND 20, NEW ENGLAND 13
 January 1, 1995
 Cleveland Stadium (Cleveland, Ohio)

| | | | | | | |
|------------------------------------|---|----|---|---|---|----|
| NEW ENGLAND PATRIOTS (10-6) | 0 | 10 | 0 | 3 | - | 13 |
| CLEVELAND BROWNS (11-5) | 3 | 7 | 7 | 3 | - | 20 |

The Patriots fought valiantly but were defeated by the Cleveland Browns 20-13 in the wild card round of the NFL Playoffs. Each team reacquainted themselves with the playoffs, the Browns last trip to the postseason followed the 1989 season, while the Patriots was in 1986. The Browns were led by the arm of Vinnie Testaverde, who was playing in this first playoff game in his eight year career. He completed 20 of 30 passes for 268 yards, one touchdown and no interceptions.

While his counterpart was performing like a playoff veteran, Drew Bledsoe showed his inexperience, completing only 21 of 50 passes, including three interceptions (two in the fourth quarter). Although they were not playing at their best, the Patriots found themselves tied at 10 as halftime. Bledsoe connected with Leroy Thompson for a 13-yard touchdown and Matt Bahr kicked a 23-yard field goal.

Cleveland added a scoring strike from Testaverde to Mark Carrier and a Matt Stover 21-yard field goal in the second half and led 20-10. The Patriots drove 63 yards and Matt Bahr kicked a 33-yard field goal with 1:30 remaining in the game. The Patriots then attempted an onside kick which was recovered by Corwin Brown. Unfortunately, the Patriots were not able to put the ball in the end zone and were defeated, 20-13.

| TEAM | Q | TIME | PLAY -- Drive | Score |
|----------|---|-------|--|-------|
| Browns | 1 | 7:40 | FG Stover 30 yards -- 10-74 | 0-3 |
| Patriots | 2 | 10:48 | Thompson 13 pass from Bledsoe (Bahr kick) -- 9-60 | 7-3 |
| Browns | 2 | 7:03 | Carrier 5 pass from Testaverde (Stover kick) -- 7-51 | 7-10 |
| Patriots | 2 | 0:30 | FG Bahr 23 yards -- 16-71 | 10-10 |
| Browns | 3 | 2:21 | Hoard 10 run (Stover kick) -- 10-79 | 10-17 |
| Browns | 4 | 3:36 | FG Stover 21 yards -- 7-33 | 10-20 |
| Patriots | 4 | 1:30 | FG Bahr 33 yards -- 14-63 | 13-20 |

TEAM STATISTICS

| | Patriots | Browns |
|--------------------|-----------------|---------------|
| First Downs | 20 | 22 |
| Total Yards | 303 | 379 |
| Rushes-Yards | 26-57 | 34-125 |
| Passing Yards | 246 | 254 |
| Comp-Att-Int | 51-22-3 | 30-20-0 |
| Sacked-Yards Lost | 1-10 | 2-14 |
| Punts-Avg. | 4-42.3 | 3-37.7 |
| Fumbles-Lost | 0-0 | 2-1 |
| Penalties-Yards | 3-21 | 4-25 |
| Time of Possession | 24:18 | 35:42 |

INDIVIDUAL STATISTICS

Patriots Rushing: Croom 9-35, Thompson 4-16, Turner 1-4, Bledsoe 2-2. Totals: 16-57.

Browns Rushing: Hoard 17-66-1, Byner 10-30, Testaverde 5-19, Metcalf 2-10. Totals: 34-125.

Patriots Passing: Bledsoe 50-21-235-1 td-3 ints, O'Neill 1-1-21-0 td-0 int.

Browns Passing: Testaverde 30-20-268-1 td-0 int.

Patriots Receiving: Brisby 6-83, Coates 6-79, Thompson 4-33-1, Timpson 2-20, C. Brown 1-21, Burke 1-8, Turner 1-7, Croom 1-5. Totals: 22-256-1.

Browns Receiving: Jackson 7-122, Alexander 5-69, Hartley 2-17, Byner 2-16, Carrier 2-13, Hoard 1-25, Kinchen 1-6. Totals: 20-268.

Actual Attendance: 77,452
 Time: 2:57

Tickets Distributed: 78,512
 35 Degrees partly cloudy



The Patriots 1994 Record When:

| | |
|-----------------------------|------|
| Overall Record | 10-6 |
| Home | 5-3 |
| Away | 5-3 |
| Scoring First | 5-3 |
| Opponent Scores First | 5-3 |
| Leading at the Half | 3-2 |
| Tied at the Half | 3-0 |
| Trailing at the Half | 4-4 |

By Month

| | |
|-----------------|-----|
| September | 2-2 |
| October | 1-3 |
| November | 3-1 |
| December | 4-0 |

| | |
|----------------------|-----|
| vs. AFC | 6-6 |
| East | 4-4 |
| Central | 1-1 |
| West | 1-1 |

| | |
|----------------------|-----|
| vs. NFC | 4-0 |
| East | 0-0 |
| Central | 4-0 |
| West | 0-0 |

Playing Conditions

| | |
|--------------------------|-----|
| On Grass | 6-5 |
| On Artificial Turf | 4-1 |
| Outdoors | 8-6 |
| Indoors | 2-0 |

| | |
|------------------------|-----|
| 94 Blue Jerseys | 4-4 |
| 94 White Jerseys | 4-1 |
| Throwbacks | 2-1 |

| | |
|---------------------------------------|-----|
| Patriots Win Opening Coin Toss | 7-2 |
| Patriots Lose Opening Coin Toss | 3-4 |
| Leading After 3 Quarters | 7-1 |
| Tied After 3 Quarters | 0-0 |
| Trailing After 3 Quarters | 3-5 |
| In Overtime | 1-0 |

| | |
|------------------------------------|-----|
| Outcomes of 7 Points or Less | 6-5 |
| Outcomes of 3 Points or Less | 3-1 |

| | |
|---|------|
| Patriots Outgain Opposition (total offense) | 9-3 |
| Patriots Out Rush Opposition | 4-0 |
| Patriots Out Pass Opposition | 10-3 |


| | |
|--|-----|
| + in Takeaway/Turnover Margin | 5-0 |
| - in Takeaway/Turnover Margin | 2-4 |
| Even in Takeaway/Turnover Margin | 3-2 |

| | |
|--|-----|
| With an Individual 100-Yard Rusher | 0-0 |
| With an Individual 300-Yard Passer | 3-3 |
| With an Individual 100-Yard Receiver | 5-3 |

| | |
|---|-----|
| Opponent Individual 100-Yard Rusher | 1-5 |
| Opponent Individual 300-Yard Passer | 1-2 |
| Opponent Individual 100-Yard Receiver | 1-3 |



1995 NEW ENGLAND PATRIOTS



HISTORY

**PRO FOOTBALL HALL OF FAME**

John Hannah speaks to the crowd after being inducted into the Pro Football Hall of Fame.


#73 JOHN HANNAH • G • Alabama • Inducted to Pro Football Hall of Fame in 1991 • Inducted to Patriots Hall of Fame (HOF) in 1991

Played entire career with the Patriots from 1973 through the Super Bowl season of 1985 ... regarded by many as the greatest guard to ever play the game and remains the only Patriot player to be inducted into Professional Football Hall of Fame ... one of two Patriots voted to the NFL's 75th anniversary team ... played in 183 games, fourth in franchise history ... missed only five games with injuries ... selected to nine Pro-Bowls (1976, 1978-85), a Patriots team record ... called "The Greatest Offensive Lineman of All Time" by *Sports Illustrated* in their August 3, 1981 cover story ... named Offensive Lineman of the Year for four straight years (1978-81) by NFL players ... powered an offensive line which helped set an NFL record with 3,165 rushing yards in 1978 – a record which has not been challenged in 17 seasons ... he was the first rookie offensive lineman in Patriots history to start in his NFL debut ... started first 13 games as a rookie after playing for the legendary Bear Bryant at Alabama ... fourth overall selection in 1973 draft.


PATRIOTS HALL OF FAME

There are currently eight former Patriots who have been inducted into the Patriots Hall of Fame. Of those, five players have had their uniform numbers retired – Gino Cappelletti (20), Steve Nelson (57), John Hannah (73), Jim Lee Hunt (79) and Bob Dee (89).


#85 NICK BUONICONTI • LB • Notre Dame • Inducted in 1992




Played for the Patriots from 1962-68 ... voted to AFL All-Star game five times as a Patriot (1963-67) ... ranks seventh overall in Patriots history with 24 interceptions ... he was a consensus AFL all-star and the top vote-getter in 1966 ... former Kansas City Chief QB Len Dawson said of Buoniconti, "if you are lucky enough to knock him down, you have to lay on him or he'll get right back into the play" ... the Springfield native took night classes at Suffolk University and received his law degree in 1968.

**#20 GINO CAPPELLETTI • WR/K • Minnesota • Inducted in 1992**


Played for the Patriots from 1960-70 ... Patriots all-time leading scorer with 1,130 points (42 TDs, 176 FGs and 342 PATs) ... led the AFL in scoring five times and holds two of the top five scoring seasons in NFL history – 155 points in '64 and 147 points in '61 ... Patriots' third all-time leading receiver in with 292 catches for 4,589 yards ... holds the Patriots' records for extra points attempted (353), made (342), FGs attempted (333) and FGs made (176) ... five-time AFL All-Star.

#89 BOB DEE • DE • Holy Cross • Inducted in 1993


Played for the Patriots from 1960-67 ... ironman of the AFL who never missed a game during career ... started 112 consecutive games ... despite the equipment improvements over the years, Dee was a superstitious player who chose to wear the same helmet throughout his career (105 of 112 games) ... scored the first touchdown in AFL history when he dove onto a fumble in the end zone in a preseason contest vs. Buffalo 7/30/60 ... voted to five AFL All-Star teams (1961, 1963-65).

#40 MICHAEL HAYNES • CB • Arizona St. • Inducted in 1994


Played of the Patriots from 1976-82 ... selected to the NFL's 75th Anniversary team ... known for tenacious man-to-man coverage ... second all-time leading punt returner in Patriots history with 111 for 1,159 yards (10.4 avg.) ... fifth on interception list with 28 ... named to six Pro Bowls (1976-80 and 1982) in seven seasons ... was the first player in Patriots history to return a punt for a touchdown 89 yards vs. Buffalo (11/7/76) ... established seven new punt return records his rookie season.

#79 JIM LEE HUNT • DT • Prairie View • Inducted in 1993

Played for the Patriots from 1961-71 ... nicknamed "earthquake" ... played in 141 games ... voted to four AFL All-Star games (1961, 1966-67 and 1969) ... voted "best pass rushing tackle in the AFL," by AFL scouts in 1967 ... at 5-feet-11-inches and 255 pounds, Hunt possessed great size and speed in his era ... once intercepted a pass and out-ran running backs Billy Cannon and Charley Taylor on a 79-yard touchdown return.

#57 STEVE NELSON • LB • North Dakota St. • Inducted in 1993

Played for the Patriots from 1974-87 ... nucleus of Patriots defense for 14 years ... voted to three Pro Bowls (1981, 1985-86) ... 174 games played ranks sixth overall ... recorded over 100 tackles nine times during his career and finished with 1,776 tackles, an average of 10.2 per game ... led the team in tackles in eight of 14 seasons ... recorded 207 tackles during his 1984 Pro Bowl season ... was credited with a career-high 22 stops vs. NY Jets (9/19/82).

#15 BABE PARILLI • QB • Kentucky • Inducted in 1993

Played for the Patriots from 1961-67 ... second leading passer in Patriots history with 16,474 yards, 2,413 attempts and 1,140 completions ... threw for over 20,000 yards during his NFL career ... established nearly every Patriots passing record during the '60s and still holds the single-season touchdown record (31) ... voted to three AFL All-Star teams (1963-64 and 1966) ... earned AFL's Comeback Player of the Year in 1966 when he threw for 3,441 yards and 31 touchdowns.



PATRIOTS 35TH ANNIVERSARY TEAM

Last season, a panel of local media members selected the Patriots' 35th Anniversary Team. There are 11 offensive players, 12 defensive players and three specialists listed below.

OFFENSE

| Position | Player | Years Played |
|---------------|------------------|----------------|
| Quarterback | Steve Grogan | 1975-90 |
| Running Back | Jim Nance | 1965-71 |
| Running Back | Sam Cunningham | 1973-79, 81-82 |
| Wide Receiver | Stanley Morgan | 1977-89 |
| Wide Receiver | Gino Cappelletti | 1960-70 |
| Tight End | Russ Francis | 1975-80, 87-88 |
| Tackle | Bruce Armstrong | 1987-present* |
| Tackle | Tom Neville | 1965-77 |
| Guard | John Hannah | 1973-85 |
| Guard | Sam Adams | 1972-80 |
| Center | Jon Morris | 1964-74 |

DEFENSE

| Position | Player | Years Played |
|------------------|------------------|----------------|
| Defensive End | Julius Adams | 1971-79, 85-87 |
| Defensive End | Larry Eisenhauer | 1961-69 |
| Defensive Tackle | Houston Antwine | 1961-71 |
| Defensive Tackle | Jim Lee Hunt | 1961-71 |
| Linebacker | Andre Tippett | 1982-93 |
| Linebacker | Nick Buoniconti | 1962-68 |
| Linebacker | Steve Nelson | 1974-87 |
| Linebacker | Sam Hunt | 1974-79 |
| Cornerback | Mike Haynes | 1976-82 |
| Cornerback | Raymond Clayborn | 1977-89 |
| Safety | Fred Marion | 1982-91 |
| Safety | Ron Hall | 1961-67 |

SPECIALISTS

| Position | Player | Years Played |
|------------|------------------|--------------|
| Kicker | Gino Cappelletti | 1960-70 |
| Punter | Rich Camarillo | 1981-87 |
| Specialist | Mosi Tatupu | 1978-90 |

* denotes active status at time of selection

PATRIOTS ALL-AFL 10-YEAR ANNIVERSARY TEAM

The first All-Time Patriots team was voted on by the Patriots fans. The ballots were tallied on November 27, 1971 and announced during halftime of the 1971 season finale.

OFFENSE

| Position | Player | Years Played |
|---------------|---------------------|--------------|
| Quarterback | Vito "Babe" Parilli | 1961-67 |
| Fullback | Jim Nance | 1965-71* |
| Running Back | Larry Garron | 1960-68 |
| Wide Receiver | Jim Colclough | 1960-68 |
| Wide Receiver | Art Graham | 1963-69 |
| Tight End | Jim Whalen | 1965-69 |
| Tackle | Charlie Long | 1961-69 |
| Tackle | Tom Neville | 1965-77 |
| Guard | Billy Neighbors | 1962-65 |
| Guard | Len St. Jean | 1964-73* |
| Center | Jon Morris | 1964-74* |

DEFENSE

| Position | Player | Years Played |
|--------------------|------------------|--------------|
| Defensive End | Bob Dee | 1960-67 |
| Defensive End | Larry Eisenhauer | 1961-69 |
| Defensive Tackle | Houston Antwine | 1961-71* |
| Defensive Tackle | Jim Lee Hunt | 1961-71* |
| Outside Linebacker | Tom Addison | 1960-67 |
| Outside Linebacker | Ed Philpott | 1966-71* |
| Middle Linebacker | Nick Buoniconti | 1962-68 |
| Cornerback | Chuck Shonta | 1960-67 |
| Cornerback | Daryl Johnson | 1968-71* |
| Safety | Don Webb | 1962-71* |
| Safety | Ron Hall | 1961-67 |

SPECIALISTS

| Position | Player | Years Played |
|----------|------------------|--------------|
| Kicker | Gino Cappelletti | 1960-70 |
| Punter | Tom Yewcic | 1961-67 |

* denotes active status at time of selection



PATRIOTS IN THE PRO BOWL

| | | |
|--------------------------|--------------------------|------------------------|
| 1960 (0) | | |
| No game played | | |
| 1961 (7) | | |
| LB Tom Addison (1) | DT Houston Antwine (5) | OG John Hannah (6) |
| DB Fred Bruney (1) | LB Nick Buoniconti (5) | CB Mike Haynes (6) |
| DB Gino Cappelletti (1) | RB Larry Garron (4) | 1983 (5) |
| DE Bob Dee (1) | DT Jim Lee Hunt (3) | CP Rich Camarillo (1) |
| HB Larry Garron (1) | OC Jon Morris (4) | CB Ray Clayborn (1) |
| DT Jim Hunt (1) | FB Jim Nance (2) | RB Tony Collins (1) |
| OG Charlie Leo (1) | OT Don Oakes (1) | OG John Hannah (7) |
| 1962 (6) | 1968 (5) | OT Brian Holloway (1) |
| LB Tom Addison (2) | DT Houston Antwine (6) | 1984 (4) |
| DB Fred Bruney (2) | WR/KGino Cappelletti (5) | OG John Hannah (8) |
| DE Larry Eisenhauer (1) | CB Leroy Mitchell (1) | OT Brian Holloway (2) |
| WR Jim Colclough (1) | OC Jon Morris (5) | LB Steve Nelson (2) |
| DB Dick Felt (1) | OT Tom Neville (2) | LB Andre Tippett (1) |
| OT Charlie Long (1) | 1969 (6) | 1985 (8) |
| 1963 (11) | RB Carl Garrett (1) | CB Ray Clayborn (2) |
| LB Tom Addison (3) | DT Jim Lee Hunt (4) | RT Irving Fryar (1) |
| DT Houston Antwine (1) | OC Jon Morris (6) | OG John Hannah (9) |
| LB Nick Buoniconti (1) | WR Ron Sellers (1) | OT Brian Holloway (3) |
| WR Gino Cappelletti (2) | QB Mike Taliaferro (1) | RB Craig James (1) |
| DE Bob Dee (2) | S Don Webb (1) | FS Fred Marion (1) |
| DE Larry Eisenhauer (2) | 1970 (1) | LB Steve Nelson (3) |
| FB Larry Garron (2) | OC Jon Morris (7) | LB Andre Tippett (2) |
| DB Ron Hall (1) | 1971-75 (0) | 1986 (5) |
| OG Charlie Long (2) | None | CB Ray Clayborn (3) |
| OG Billy Neighbors (1) | 1976 (4) | K Tony Franklin (1) |
| QB Babe Parilli (1) | TE Russ Francis (1) | WR Stanley Morgan (3) |
| 1964 (9) | OT Leon Gray (1) | SpT Mosi Tatupu (1) |
| LB Tom Addison (4) | OG John Hannah (1) | LB Andre Tippett (3) |
| DT Houston Antwine (2) | CB Mike Haynes (1) | 1987 (2) |
| LB Nick Buoniconti (2) | 1977 (2) | WR Stanley Morgan (4) |
| WR/KGino Cappelletti (3) | TE Russ Francis (2) | LB Andre Tippett (4) |
| DE Bob Dee (3) | CB Mike Haynes (2) | 1988 (3) |
| DE Larry Eisenhauer (3) | 1978 (5) | RB John Stephens (1) |
| RB Larry Garron (3) | FB Sam Cunningham (1) | LB Andre Tippett (5) |
| OC Jon Morris (1) | TE Russ Francis (3) | LB Johnny Rembert (1) |
| QB Babe Parilli (2) | OT Leon Gray (2) | 1989 (1) |
| 1965 (4) | OG John Hannah (2) | LB Johnny Rembert (2) |
| DT Houston Antwine (3) | CB Mike Haynes (3) | 1990 (1) |
| LB Nick Buoniconti (3) | 1979 (3) | OT Bruce Armstrong (1) |
| DE Bob Dee (4) | OG John Hannah (3) | 1991 (2) |
| OC Jon Morris (2) | CB Mike Haynes (4) | OT Bruce Armstrong (2) |
| 1966 (11) | WR Stanley Morgan (1) | TE Marv Cook (1) |
| DT Houston Antwine (4) | 1980 (7) | 1992 (1) |
| LB Nick Buoniconti (4) | DE Julius Adams (1) | TE Marv Cook (2) |
| WR/KGino Cappelletti (4) | FS Tim Fox (1) | 1993 (0) |
| DE Larry Eisenhauer (4) | OG John Hannah (4) | none |
| DT Jim Lee Hunt (2) | CB Mike Haynes (5) | 1994 (3) |
| OC Jon Morris (3) | WR Stanley Morgan (2) | OT Bruce Armstrong (3) |
| FB Jim Nance (1) | LB Steve Nelson (1) | QB Drew Bledsoe (1) |
| OT Tom Neville (1) | PK John Smith (1) | TE Ben Coates (1) |
| QB Babe Parilli (3) | 1981 (1) | |
| DB Chuck Shonta (1) | OG John Hannah (5) | |
| OG Len St. Jean (1) | | |

NOTE: The number shown in parentheses indicates the number of appearances in Pro Bowl play. From 1960-70, Patriots players played in the AFL All-Star Game prior to joining the NFL Pro Bowl competition in 1971. The year indicates the season in which the player was selected for Pro Bowl participation, but the game itself is played in the following January or February. For example, players selected in the 1989 season played in the 1990 Pro Bowl.

**HISTORICAL DATES****1959**

- Nov. 16 American Football League's eighth and final franchise is awarded to William H. Sullivan, Jr.
- Nov. 22 Northwestern RB Ron Burton is selected as first draft choice and Syracuse RB Gerhardt Schwedes is made first territorial choice.
- Dec. Mike Holovak is named director of player personnel. He is the first executive hired.
- Dec. 20 Clemson QB Harvey White becomes the first player to sign a Boston Patriots contract.

1960

- Feb. 8 Lou Saban is appointed first head coach.
- Feb. 20 As the result of a public contest, the team nickname of Patriots is chosen. The Patriots also announce that the team colors will be red, white and blue.
- April 1 Boston University Field is named as the Patriots' first home.
- April 2 Patriots become first pro team in history to issue public stock.
- April 19 Uniformed Patriot centering football (creative work of Boston—Worcester cartoonist Phil Bissell) is adopted as team logo.
- July 4 Team opens first training camp at the University of Massachusetts, 350 players attend.
- July 30 In the AFL's first ever preseason game, the Patriots defeat Buffalo 28-7 at War Memorial Stadium. Patriots DE Bob Dee recovered a fumble for the league's first touchdown.
- Aug. 14 Patriots play their first home game ever at Harvard Stadium, a 24-14 loss to the Dallas Texans before 11,000 fans.
- Sept. 9 In their first regular season game, the Patriots open with a 13-10 loss to Denver at B.U. Field before a crowd of 21,597.
- Sept. 16 DB Chuck Shonta recovered a fumble on the final play of the game and ran for a touchdown to give the Patriots their first victory with a 28-24 advantage over the N.Y. Titans at the Polo Grounds in New York.

1961

- Oct. 10 Mike Holovak replaces Lou Saban as head coach.
- Oct. 20 The Patriots' game with the Buffalo Bills at Boston University is postponed due to the threat of a hurricane. The game was played two days later (10/22) and the Patriots scored a 52-21 victory.
- Dec. 17 The Patriots ended the season with a 41-0 shutout over San Diego to finish with a 9-4-1 record, second in the AFL Eastern Division. The 41-point margin of victory remains the largest shutout victory in Patriots history.

1962

- Sept. 16 Opened the season at Harvard Stadium and beat the Houston Oilers 34-21. The Patriots played the remainder of their games at Boston University Field.
- Nov. 18 QB Babe Parilli suffers a broken collar bone in a game at Houston. The Patriots lost the game and their first-place standing in the division.
- Dec. 12 The Oakland Raiders claim one of the AFL's most shocking upsets with a 20-0 victory over the Patriots in the season finale. It was the Raiders' only victory of the season and knocked the Patriots out of championship contention.

1963

- Oct. 11 Patriots play their first game in Fenway Park and beat Oakland 20-14.
- Dec. 28 With a 26-8 victory over Buffalo, the Patriots win the AFL's Eastern Division title in the league's only season-ending tie-breaker game.

1964

- Jan. 5 The Patriots lose the AFL title game, 51-10, to the Chargers at San Diego.
- Dec. 20 Gino Cappelletti finished the season with 155 total points, currently ranking third in NFL history.

1966

- Rommie Loudd becomes the first African-American assistant coach in the AFL when Mike Holovak adds him to the Patriots' coaching staff prior to the 1966 season. The following season, Loudd was named director of player personnel.
- Dec. 17 Jim Nance rushes for 78 yards against the New York Jets in the season finale giving him 1,458 yards rushing for the season, a Patriots single-season team record. Nance was later awarded the league's Most Valuable Player honors.



1967

- Aug. 13 Patriots played the Baltimore Colts of the NFL in a preseason game. It was the first time the Patriots had played an NFL team. The Patriots lost the game 33-3.
- Dec. 17 Jim Nance finishes the season with 1,216 yards rushing and becomes the first player in AFL history to rush for over 1,000 yards in back-to-back seasons. He remains the only Patriot to have accomplished the feat.

1968

- Nov. 10 Gino Cappelletti became the first player in AFL history to score more than 1,000 points in his career. He reached the milestone on a 19-yard touchdown reception from Tom Sherman.

1969

- Jan. 30 Patriots appoint Clive Rush as vice president and head coach.

1970

- April 4 Foxboro selected as the new playing site for the Patriots.
- Sept. 23 Official ground-breaking ceremonies begin for the construction of the Patriots' new stadium in Foxboro, Mass. The stadium opened nearly one year later.
- Nov. 12 John Mazur replaces Clive Rush as head coach.

1971

- March 22 The Boston Patriots are renamed the New England Patriots.
- Aug. 15 The Patriots make their debut at Schaefer Stadium in Foxboro. Gino Cappelletti kicked a 36-yard FG for the first points scored in the stadium as the Patriots topped the NY Giants 20-14 before 60,423 fans.

1972

- Feb. 17 Made financial history by paying first cash dividend of 15 cents per share.

1973

- Jan. 26 Chuck Fairbanks is named head coach and general manager.

1975

- Nov. 7 President William H. Sullivan, Jr. became the first majority owner in club history when he purchased additional voting stock to give him 88 per cent of the franchise's voting stock.

1976

- July 10 Patriots open their training camp for the first time at Bryant College in Smithfield, R.I. after spending the summers of 1969-75 at UMass/Amherst.
- Dec. 5 Patriots defeat New Orleans 27-6 at Foxboro to qualify for their first NFL playoff appearance and their first playoff appearance since the 1963 AFL Championship game.
- Dec. 8 Non-voting stockholders approve offer of \$15 per share made by Billy Sullivan to purchase all non-voting stock.
- Dec. 18 Lost AFC wild card playoff game to the eventual Super Bowl Champion Oakland Raiders, 24-21, in the final 10 seconds of play.

1977

- Aug. 20 Work completed on installation of new surface (Super Turf) in Schaefer Stadium.

1978

- Sept. 3 Mrs. William H. (Mary M.) Sullivan, Jr. elected to the Patriots Board of Directors.
- Dec. 10 Patriots clinch their first outright divisional championship in the club's history with a last minute 26-24 victory over Buffalo at home.
- Dec. 31 Patriots lose 31-14 to Houston in first playoff game ever played in Foxboro.

1979

- April 2 Patriots announce that Head Coach and General Manager Chuck Fairbanks has been released from his contract to assume duties as head football coach at the University of Colorado.
- April 6 Francis "Bucko" Kilroy named as the new general manager and former Patriots' offensive coordinator Ron "Fargo" Erhardt named as head coach.
- July 13 Patriots' Vice President Charles W. "Chuck" Sullivan is promoted to Executive Vice President of the club.
- Sept. 3 Former Patriots' wide receiver Darryl Stingley is named Executive Director of Player Personnel.
- Oct. 23 Jeanne Sullivan McKeigue is elected as member of the club's Board of Directors.
- Dec. 16 Patriots close out 1979 regular season with 27-23 victory over Minnesota. Harold Jackson (1,013) and Stanley Morgan (1,002) become the first and



second players, respectively, in Patriots history to transcend the 1,000-yard single-season receiving mark.

1980

Feb. 25 Paul Sonnabend resigns as Executive Director of the NFL Management Council and is appointed as Vice President and a member of the Board of Directors of the Patriots.

April 8 William H. "Billy" Sullivan, Jr., President of the Patriots, is re-elected as Chairman of the Board of NFL Properties.

1981

Nov. 29 FB Sam Cunningham, with 35 yards on nine carries against St. Louis at Foxboro, surpasses Jim Nance (5,323 yards on 1,323 carries) as the Patriots' all-time career rushing leader.

1982

Jan. 15 Ron Meyer, head coach at Southern Methodist University from 1976-81, is named the eighth head coach in club history.

1983

Jan. 8 In their first playoff appearance since 1978, the Patriots lose to the eventual AFC Champion Miami Dolphins at the Orange Bowl, 28-13.

Feb. 16 General Manager Bucko Kilroy is promoted to the position of Vice President and Patrick Sullivan, Assistant General Manager for four years, is named General Manager.

May 17 William F. Finucane and Jeannette Allen Keefe are elected to the Patriots' Board of Directors.

May 23 Schaefer Stadium is renamed Sullivan Stadium in honor of the founder and driving force behind the Patriots franchise, William H. "Billy" Sullivan, Jr.

June 29 Sullivan Stadium is officially rededicated and the Boston Pops performs a concert in the stadium that is open free-of-charge to the public.

1984

June 1 The Patriots organize a fan advisory board, a group of season ticket holders who will help advise the Patriots on how to make Sullivan Stadium a more exciting and more pleasant place to bring a family to watch an NFL game.

June 5 In the first-ever NFL Supplemental Draft, the Patriots select slotback Ricky Sanders of the Houston Gamblers, running back Eric Jordan of the Oakland Invaders and quarterback Walter Lewis of the Memphis Showboats.

Aug. 10 The Patriots install a new SuperTurf surface at Sullivan Stadium. The original SuperTurf was installed in 1977.

Oct. 25 Hall of Fame receiver Raymond Berry is named the head coach of the Patriots, replacing Ron Meyer. Berry, a former Patriots assistant coach, becomes the team's ninth head coach.

1985

July 26 Patrick J. Sullivan, William H. Sullivan III and Mrs. Nancie Chamberlain are elected to the Patriots' Board of Directors.

Oct. 13 Raymond Clayborn establishes a new team record for consecutive starts by starting his 111 straight game. Ray Hamilton had the old mark of 110, done from September 16, 1973 to October 26, 1980. (Clayborn continued the streak to a club-record 161 consecutive games). Clayborn celebrated the record-setting day by scoring his first professional touchdown on a 27 yard interception return.

Dec. 28 The Patriots defeated the New York Jets, 26-14, at Giants Stadium (East Rutherford, N.J.) in the AFC wild-card game. With the victory the Patriots won their first NFL playoff game (the Patriots had an 0-3 NFL playoff record prior to the game).

1986

Jan. 12 The Patriots beat the Miami Dolphins, 31-14, thus winning the AFC Championship. In doing so, the Patriots ended an 18-game losing streak at the Orange Bowl. It was also only the second time the Patriots won at the Orange Bowl (1966 was the other time).

Jan. 26 The Patriots play in Super Bowl XX, going against the Chicago Bears in the Louisiana Superdome in New Orleans. The Bears won the game, 46-10. The game, shown on NBC-TV, was the third-highest rated Super Bowl in history with a 48.3 rating and a 70 share (one rating point represents 859,000 TV households; a share is the percentage of sets in use). Only the 1982 and 1983 Super Bowls had higher ratings. It was the most widely watched TV show ever with 127 million viewers (topping the previous high of 121,600,000 who watched the final MASH show of February 28, 1983). The previous high Super Bowl in terms of viewers was Super Bowl XIX between the 49ers and the Dolphins (115,880,000). Also, 300 million people in China watched the game on tape delay.

Jan. 27 Defensive end Julius Adams retires after 15 years (all with the Patriots).



Adams, the team's number two draft choice in 1971 out of Texas Southern, was the oldest active defensive lineman in the league at age 37 when he retired. He started the final 12 games of the regular season, and all four post-season games in 1985. He has the club record for games played with 210.

- June 30 John Hannah, who was selected to the Pro Bowl a team record nine times, announces his retirement from the game. He retires ranked fourth in the team's record book for games-played with 183.
- June 12 Coach Raymond Berry, who led the Patriots to the AFC Championship and Super Bowl XX in his first full season as the team's head coach, signs new five-year contract.
- Sept. 7 1985 AFC Championship banner raised at Sullivan Stadium in pregame ceremony (prior to opening game vs. Indianapolis Colts). The banner is 10 feet wide and 15 feet long. Mr. William H. Sullivan, Jr. is joined by the governors from each of the New England states.
- Sept. 21 QB Tony Eason throws for team record 414 yards (400 previous record, done by Vito "Babe" Parilli in 1964). The Patriots lost to Seattle, 38-31, in the game played in Foxboro. Eason was 26 of 45 with three TDs and no interceptions.
- Dec. 7 WR Stanley Morgan establishes a new team record for catches in one season with his 67th catch (had five catches on the day). Morgan, who finished the season with 84 catches, broke Derrick Ramsey's previous mark of 66 catches, done in 1984.
- Dec. 31 NEP Partners purchase a three-year option to buy the Patriots.

1987

- Sept. 13 Patriots become first NFL team to have its games on a French-speaking radio network on a regular basis. CKLM—a 50,000-watt station out of Laval, Quebec, Canada—was the flagship station (others were CJSA in Ste. Agathe, Que.; CKSL in St. Jovite, Que., and CJER in St. Jerome, Que.). Pierre Donais was the announcer.
- Sept. 13 Patriots begin four-year, five-million dollar contract with WHDH-Boston.
- Nov. 29 Cornerback Raymond Clayborn ends his consecutive games played streak at 161 when he couldn't play vs. Philadelphia at Sullivan Stadium due to knee injury suffered the week before vs. Indianapolis Colts on November 22nd. Clayborn, who went on IR on November 24th (spent rest of season on list), broke Gino Cappelletti's record of 152 consecutive games-played and Ray Hamilton's 110 consecutive starts.

1988

- July 11 The Patriots retire the number 57 worn by 14-year linebacker Steve Nelson, who retired following the 1987 season. Nelson played in three Pro Bowls and led the team in tackles for eight years.
- July 28 Victor K. Kiam II, the owner and chief executive officer of Remington Products, Inc. of Bridgeport, Conn., agrees to purchase the team from William H. Sullivan, Jr.
- Oct. 28 Victor K. Kiam II becomes majority owner of the Patriots. He will be chairman of the team. Francis W. Murray, the minority owner, is the vice chairman. William H. Sullivan, Jr., the founder and previous owner, remains as the team's president. The Kiam, Murray and Sullivan team is known as KMS Limited.
- Dec. 4 Veteran wide receiver Stanley Morgan catches his 500th career pass, on a 19-yarder (26 seconds remaining in the first quarter) vs. Seattle.

1989

- Jan. 6 Running back John Stephens is named the Old Spice/NFL Rookie of the Year.

1990

- Sullivan Stadium is renamed Foxboro Stadium.
- Feb. 27 Rod Rust is named the head coach of the Patriots, replacing Raymond Berry (who was relieved of his duties on Feb. 26). Rust, a former Patriots' defensive coordinator, becomes the team's 10th head coach.
- Mar. 14 Former Patriots offensive guard John Hannah and cornerback Mike Haynes are selected to the National Football League's All-1980s team, while current linebacker Andre Tippett was named to the second-team.
- Dec. 20 Sam Jankovich, the University of Miami's Athletic Director from 1982-90, is named the chief executive officer of the Patriots.



1991

- Jan. 7 Dick MacPherson is named head coach of the Patriots, replacing Rod Rust (who was relieved of his duties on Jan. 4). MacPherson, Syracuse University's head coach for the past 10 seasons, becomes the team's 11th head coach.
- May 3 The installation of a natural grass playing surface at Foxboro Stadium is completed.
- July 27 Former Patriots offensive guard John Hannah is inducted into the NFL Hall of Fame in Canton, Ohio.

1992

- May 11 James B. Orthwein purchases the controlling interest of the Patriots from Victor K. Kiam. Orthwein becomes Chairman of the Board of the club while Francis W. Murray, the club's minority owner, becomes President. Sam Jankovich remains the Chief Executive Officer.
- May 21 Patriots begin two-year deal with WLVI-TV (Channel 56) that gives the station the right to televise the team's preseason games as well as a weekly in-season Patriots magazine show.
- August Gino Cappelletti and Nick Buoniconti are inducted into the Patriots Hall of Fame.

1993

- Jan. 9 Sam Jankovich, the Patriots' chief executive officer for the past two seasons, resigns.
- Jan. 21 Bill Parcells is named head coach of the Patriots, replacing Dick MacPherson (who was relieved of his duties on Jan. 8). Parcells, a two-time Super Bowl winner with the New York Giants, becomes the team's 12th head coach. In addition, Patrick Forte is named Executive Vice President, Football Operations and James Hausmann is named Executive Vice President, Business Operations.
- Feb. 25 Patriots designate linebacker Vincent Brown as the club's first transitional player under the new Collective Bargaining Agreement.
- Mar. 31 Patriots Owner and Chairman James Orthwein unveils new logo and uniforms at a press conference at the Four Seasons Hotel in Boston. The new icon features a streamlined head of a minuteman while the primary color of the uniforms changes from red to blue.
- Aug. 18 Bob Dee, Jimmie Lee Hunt, Steve Nelson and Babe Parilli are inducted into the Patriots Hall of Fame.

1994

- Jan. 21 Robert K. Kraft becomes the Patriots fourth owner in the club's 35-year history with an agreement to purchase the team from James Orthwein.
- Feb. 25 The sale of the Patriots from James Orthwein to Robert K. Kraft becomes official.
- Feb. 26 Patriots fans respond to the sale by purchasing 5,958 season tickets, a Patriots single-day sales record.
- May 12 Andre Tippett is appointed director of player resources upon his announced retirement.
- June 1 Second-round draft choice Kevin Lee becomes the 10th and final 1994 Patriots draft choice to sign a contract. The 37-day signing period is the fastest reported to the league since the 1970 AFL-NFL merger.
- Nov. 17 The Patriots announce WBCN - 104.1 FM as the team's new radio flagship station after reaching a three-year agreement.
- Dec. 24 The Patriots defeat the Chicago Bears 13-3, clinching the team's first playoff birth since 1986.

1995

- Jan. 1 The Cleveland Browns defeat the Patriots 20-13 in a first-round wild-card playoff game.
- Feb. 9 The Patriots announce Boston's ABC affiliate WCVB-TV (Channel 5) as their preseason television flagship station. WCVB will televise three preseason games and a weekly Patriots Show, hosted by Channel 5's Mike Lynch.
- Mar. 29 The Patriots publish their premier issue of "Patriots Football Weekly," the team's official newspaper.
- Apr. 29 For the first time in franchise history, every home game is sold out before the season begins as the remaining 15,000 tickets are sold individually to non-season tickets holders.



PATRIOTS ALL-TIME ROSTER

NOTE: The following list includes players who have been active for at least one regular season game in each season noted.

A

Acks, Ron (LB), Illinois 1972-73
 Adams, Bob (TE) Pacific 1973-74
 Adams, George (RB), Kentucky 1990-91
 Adams, Julius (DE), Texas So 1971-77, 79 85, 87
 Adams, Sam (OG), Prairie View 1972-80
 Addison, Tom (LB), South Carolina 1960-67
 Agnew, Ray (DE), North Carolina St. 1990-94
 Alexander, Rogers (LB), Penn St 1987
 Allard, Don (QB), Boston College 1962
 Allen, Marvin (RB), Tulane 1988-91
 Anderson, Bob (RB), Colorado 1975
 Anderson, Darren (CB), Toledo 1992
 Anderson, Ralph (S), W. Texas St. 1973
 Antrum, Glenn (WR), Connecticut 1989
 Antwine, Houston (DT), So. Illinois 1961-71
 Armstrong, Bruce (OT), Louisville 1987-94
 Arthur, Mike (C), Texas A&M 1993-94
 Ashton, Josh (RB), Tulsa 1972-74
 Atchason, Jack (OE), Western Illinois 1960
 Ateasis, Bill (DE), Texas 1971
 Atkinson, Ricky (DB), S. Connecticut ... 1987
 Avezzano, Joe (OC), Florida St. 1966

B

Baab, Mike (C), Texas 1988-89
 Bahr, Matt (K), Penn St. 1993-94
 Bailey, Bill (RB), Cincinnati 1969
 Bain, Bill (OT), USC 1986
 Baker, Melvin (WR), Texas Southern ... 1975
 Baldinger, Rich (OL), Wake Forest 1993
 Ballou, Mike (LB), UCLA 1970
 Banks, Willie (G), Alcorn A&M 1973
 Barnes, Bruce (P), UCLA 1973-74
 Barnes, Pete (LB), So. University 1976-77
 Barnes, Rodrigo (LB), Rice 1974-75
 Barnett, Harlon (S), Michigan St. ... 1993-94
 Barnett, Troy (DE), North Carolina 1994
 Baty, Greg (TE), Stanford 1986-87
 Baumann, Charlie (K), West Virginia 1991-92
 Bavaro, David (LB), Syracuse 1993-94
 Beach, Walter (DB), Central Mich. ... 1960-61
 Beaudoin, Doug (S), Minnesota 1976-79
 Beer, Tom (TE), Houston 1970-72
 Bell, Bill (K), Kansas 1973
 Bellino, Joe (RB), Navy 1965-67
 Bennett, Phil (LB), Miami 1960
 Benson, Mike (WR), S. Connecticut 1987
 Benson, Thomas (LB), Oklahoma 1988
 Berger, Ron (DE), Wayne State 1969-72
 Beverly, Randy (DB), Colorado St. ... 1970-71
 Bianchini, Frank (RB), Hofstra 1987
 Biscaha, Joe (OE), Richmond 1960
 Bishop, Richard (NT), Louisville ... 1976-81
 Black, Mel (LB), Eastern Illinois 1986-87
 Blackmon, Don (LB), Tulsa 1981-87
 Blahak, Joe (CB), Nebraska 1976
 Blanchard, Dick (LB), Tulsa 1972
 Blanks, Sid (RB), Texas A&I 1969-70
 Bledsoe, Drew (QB), Washington St 1993-94
 Bleier, Bob (QB), Richmond 1987
 Bolton, Ron (DB), Norfolk St 1972-75
 Boudreaux, Jim (DE), Louis. Tech 1966-68
 Bowman, Jim (S), C. Michigan 1985-89
 Boyd, Greg (S), Arizona 1973
 Boyd, Greg (DE), San Diego St. 1977-78
 Bradshaw, Morris (WR) Ohio St 1982
 Bramlett, John (LB), Memphis St. 1969-70
 Brisby, Vincent (WR), NE Louisiana 1993-94
 Briscoe, Marlin (WR), Nebraska (Omaha) 1976
 Brock, Pete (C), Colorado 1976-87

Brown, Barry (TE-LB), Florida 1969-70
 Brown, Bill E. (LB), Syracuse 1960
 Brown, Corwin (S), Michigan 1993-94
 Brown, Preston (WR), Vanderbilt 1980, 1982
 Brown, Roger (S), Virginia Tech 1992
 Brown, Sidney (CB), Oklahoma 1978
 Brown, Troy (WR/KR), Marshall ... 1993-94
 Brown, Vincent (LB), Miss. Valley 1988-94
 Browning, Dave (DE), Washington 1983
 Bruney, Fred (DB), Ohio St. 1960-62
 Bryant, Hubie (WR), Minnesota ... 1971-72
 Buben, Mark (DL), Tufts 1979, 1981
 Bugenhagen, Gary (OT-G), Syracuse 1969-70
 Buoniconti, Nick (LB), Notre Dame 1962-68
 Burke, John (TE), Virginia Tech 1994
 Burks, Steve (WR), Arkansas State 1975-77
 Burton, Ron (RB), Northwestern .. 1960-65
 Butts, Marion (RB), Florida State 1994
 Byrd, Dennis (DT), North Carolina St. 1968

C

Cagle, John (DT-LB-G), Clemson St. . 1969
 Calhoun, Don (RB), Kansas St. 1975-81
 Camarillo, Rich (P), Washington ... 1981-87
 Canale, Justin (OG), Mississippi St. 1965-68
 Canale, Whit (DE), Tennessee 1968
 Cappadona, Bob (RB), Northeastern 1966-67
 Cappelletti, Gino (WR-K-DB), Minnesota 1960-70
 Carey, Brian (WR), American Int 1987
 Carlson, Jeff (QB), Weber St. 1992
 Carpenter, Rob (WR), Syracuse 1991
 Carter, Allen (RB), USC 1975-76
 Carter Kent (LB), USC 1974
 Carthen, Jason (LB), Ohio 1993-94
 Carwell, Larry (DB), Iowa St. 1969-72
 Cash, Rick (DT), N.E. Missouri 1972-73
 Cavanaugh, Matt (QB), Pittsburgh 1978-82
 Caveness, Ron (LB), Arkansas 1968-69
 Chandler, Al (TE), Oklahoma 1976-79
 Chandler, Edgar (LB), Georgia 1973
 Chapple, Dave (P) Cal. (Santa Barbara) 1974
 Charles, John (DB), Purdue 1967-69
 Cheyunski, Jim (LB), Syracuse 1968-72
 Childress, Fred (OG), Arkansas 1991
 Chilton, Gene (C), Texas 1990-92
 Christy, Richard (RB), North Carolina 1960
 Chung, Eugene (OL), Virginia Tech 1992-94
 Cindrich, Ralph (LB), Pittsburgh 1972
 Clark, Allan (RB), Northern Arizona 1979-80
 Clark, Gail (LB), Michigan St 1974
 Clark, Phil (DB), Northwestern 1971
 Clark, Steve (DE), Kansas St 1981
 Clayborn, Raymond (CB), Texas ... 1977-89
 Clayton, Stan (OT), Penn St 1990
 Cloutier, Dave (DB), Maine 1964
 Coates, Ben (TE), Livingstone 1991-94
 Cobbs, Duffy (DB), Penn St. 1987
 Coffey, Wayne (WR), SW Texas St. ... 1987
 Cohen, Abe (OG), Chattanooga 1960
 Colclough, Jim (WR), Boston College 1960-68
 Coleman, Dennis (LB), Mississippi 1971
 Coleman, Eric (DB), Wyoming 1989
 Coleman, Pat (WR), Mississippi 1990
 Collins, Todd (LB), Carson-Newman 1992-94
 Collins, Tony (RB), East Carolina ... 1981-87
 Colon, Harry (S), Missouri 1991
 Colton, George (OT), Maryland 1987
 Condon, Tom (OG), Boston College 1985
 Conn, Dick (S), Georgia 1975-79
 Cook, Marv (TE), Iowa 1989-93
 Cooks, Terrence (LB), Nicholls St. 1989
 Corbett, Steve (OG), Boston College .. 1975
 Corcoran, Jim (QB), Maryland 1968



PATRIOTS ALL-TIME ROSTER (cont.)

Corsetti, Rico (LB), Bates 1987
 Costick, Ray (LB), Miss St. 1977-79
 Cowan, Larry (RB), Jackson St. 1982
 Crabtree, Eric (WR), Pittsburgh 1971
 Crawford, Elbert (OL), Arkansas ... 1990-91
 Crawford, Jim (RB), Wyoming 1960-64
 Creswell, Smiley (DE), Michigan St. ... 1985
 Crittenden, Ray (WR), Virginia Tech 1993-94
 Croom, Corey (RB), Ball St. 1993-94
 Cross, Bob (OT), Kilgore Jr. Col 1960
 Crouthamel, Jake (RB), Dartmouth 1960
 Crow, Albert (DT), William & Mary 1960
 Crump, George (DE) East Carolina 1982-83
 Crump, Harry (RB), Boston College ... 1963
 Cryder, Bob (OG), Alabama 1978-83
 Cudzik, Walt (OC), Purdue 1960-63
 Cunningham, Jay (DB), Bowling Green 1965-67
 Cunningham, Sam (RB), USC 73-79, 81-82
 Currier, Bill (DB), So. Carolina 1980
 Cusick, Pete (NT), Ohio St. 1975

D

Damkroger, Maury (LB), Nebraska 1974
 Danenhauer, Bill (DE), Emporia 1960
 Davis, Elgin (RB), Cent. Florida 1987-88
 Davis, Greg (K), Citadel 1989
 Davis, Jack (OG), Maryland 1960
 Dawson, Bill (LB-TE-DE), Florida St. .. 1965
 Dawson, Lin (TE), N.C. State 1981-90
 Dee, Bob (DE), Holy Cross 1960-67
 Delucca, Gerry (LT), Mid. Tenn St. 1960-64
 DeOssie, Steve (QB), Boston College .. 1994
 DeRiggi, Fed (DT), Syracuse 1990
 Dimitroff, Tom (QB), Miami (Ohio) 1960
 Discenzo, Tony (OT), Michigan St. 1960
 Doig, Steve (LB), New Hampshire 1986-87
 Dombroski, Paul (DB), Linfield 1981-84
 Donnalley, Kevin (DB), N. Dakota St. .. 1981
 Dorsey, Nate (DE), Mississippi Val 1973
 Douglas, David (G), Tennessee 1989-90
 Dowling, Brian (QB), Yale 1972-73
 Dressler, Doug (RB), Chico St. 1975
 Dukes, Mike (LB), Clemson 1964-65
 DuLac, Bill (OG), Eastern Mich 1974-75
 Dumler, Doug (OC), Nebraska 1973-75
 Dupard, Reggie (RB), SMU 1986-89
 Durko, Sandy (S), USC 1973-74
 Dykes, Hart Lee (WR), Oklahoma St. 1989-90

E

Eason, Tony (QB), Illinois 1983-89
 Edmonds, Randy (LB), Geo. Tech 1971
 Edwards, Tim (DE), Delta St. 1992
 Egu, Patrick (RB), Nevado-Reno 1989
 Eisenhauer, Larry (DE),
 Boston College 1961-69

F

Falcon, Terry (OG), Montana 1978-79
 Fairchild, Paul (OG), Kansas 1984-90
 Farmer, Lonnie (LB), Chattanooga 1964-66
 Farrell, Sean (OG), Penn St. 1987-90
 Feacher, Ricky (WR), Miss. Valley St. . 1976
 Feagles, Jeff (P), Miami (FL) 1988-89
 Feehery, Gerry (G), Syracuse 1989
 Feldhausen, Paul (OT), Northland . 1968-69
 Feggins, Howard (CB), UNC-Charlotte 1989
 Felt, Dick (DB), Brigham Young 1962-66
 Ferguson, Vagas (RB), Notre Dame 1980-82
 Flick, Tom (QB), Washington 1982
 Flutie, Doug (QB), Boston College 1987-89
 Foreman, Chuck (RB), Miami (FL) 1980

Forte, Ike (RB), Arkansas 1976-77
 Foster, Will (LB), E. Michigan 1973-74
 Fox, Tim (S), Ohio St. 1976-81
 Frain, Todd (TE), Nebraska 1987
 Francis, Russ (TE), Oregon 1975-80, 87-88
 Franklin, Arnold (TE), N. Carolina 1987
 Franklin, Tony (K), Texas A&M 1984-87
 Fraser, Jim (LB-P), Wisconsin 1966
 Frazier, Charley (WR), Texas So 1969-70
 Fryar, Irving (WR), Nebraska 1984-92
 Fullington, Darrell (S), Miami (FL) 1991
 Funchess, Tom (OT), Jackson St. . 1968-70
 Fussell, Tom (DE) LSU 1967

G

Gadbois, Dennis (WR), Boston Univ 1987-88
 Gallaher, Allen (OT), Southern Cal 1974
 Gamble, R.C. (RB), So. Carolina. St. 1968-69
 Gambol, Chris (OL), Iowa 1990
 Gannon, Chris (DE), SW Louisiana 1990-93
 Garcia, Teddy (K), NE Louisiana 1988
 Gardin, Ron (WR), Arizona 1971
 Garrett, Carl (RB), N.M. Highlands 1969-72
 Garrett, J.D. (RB), Grambling 1964-67
 Garron, Larry (RB), Western Illinois 1960-68
 Gash, Sam (RB), Penn St. 1992-94
 Geddes, Bob (LB), UCLA 1973-75
 Germany, Willie (S), Morgan St. 1976
 Gibson, Ernest (CB), Furman 1984-88
 Gillen, John (LB), Illinois 1983
 Gipson, Paul (RB), Houston 1973
 Gisler, Mike (OG), Houston 1993-94
 Gladioux, Bob (RB), Notre Dame .. 1969-72
 Glenn, Vencie (DB), Indiana State 1986
 Goad, Tim (NT), North Carolina 1988-94
 Gogolak, Charlie (K), Princeton 1970-72
 Golden, Tim (LB), Florida 1982-84
 Golic, Bob (LB), Notre Dame 1979-81
 Gonzalez, Noe (RB), SW Texas St. 1974
 Gordon, Steve (OL), California 1992-93
 Gordon, Tim (S), Tulsa 1991-92
 Graff, Neil (QB), Wisconsin 1974-75
 Graham, Art (WR), Boston College 1963-68
 Graham, Milt (OT), Colgate 1961-63
 Granby, John (DB), Virginia Tech 1992
 Graves, White (DB), LSU 1965-67
 Gray, Leon (OT), Jackson St. 1973-78
 Green, Jerry (RB), Georgia Tech 1960
 Greene, Tom (QB), Holy Cross 1960
 Griffith, Richard (TE), Arizona 1993
 Grogan, Steve (QB), Kansas St. 1975-90
 Guyton, Myron (SS), Eastern Kentucky 1994
 Guzik, John (NT), Ohio Univ 1987

H

Hagen, Halvor (G-DE), Weber St. . 1971-72
 Haggerty, Mike (OT-DE), Miami 1971
 Haley, Darryl (OG), Utah 1982-84, 86
 Hall, Ron (DB), Missouri Valley 1961-67
 Hamilton, Ray (DE), Oklahoma 1973-81
 Hammond, Kim (QB), Florida St. ... 1968-70
 Hannah, John (OG), Alabama 1973-85
 Hanneman, Craig (DE), Oregon St. 1974-75
 Hansen, Brian (P), Sioux Falls 1990
 Hansen, Bruce (RB), Brigham Young 1987
 Hare, Eddie (P), Tulsa 1979
 Harlow, Pat, (OT), Southern Cal .. 1991-94
 Harris, Marshall (DE), TCU 1983
 Harris, Rickie (DB), Arizona 1971-72
 Harris, Ronnie (WR/KR), Oregon 1993-94
 Hartley, Ken (P), Catawba 1981
 Harvey, Richard (LB), Tulane 1990
 Hasselbeck, Don (TE), Colorado .. 1977-83
 Hauck, Tim (FS), Montana 1990



PATRIOTS ALL-TIME ROSTER (cont.)

Hauser, Art (DT), Xavier 1960
 Hawkins, Mike (OLB), Texas A&I .. 1978-81
 Hawkins, Steve (WR), W. Michigan 1994
 Hawthorne, Greg (WR-RB), Baylor 1984-86
 Hayman, Conway (OG), Delaware 1972
 Haynes, Mike (CB), Arizona St. 1976-82
 Henderson, Jerome (CB), Clemson . 1991-93
 Hendley, David (DB), S. Connecticut .. 1987
 Henke, Karl (OT), Tulsa 1969
 Hennessey, Tom (DB), Holy Cross 1965-66
 Henson, Luther (NT), Ohio St. 1982-84
 Herline, Alan (P), Vanderbilt 1987
 Herock, Ken (LB), West Virginia 1969
 Herron, Mack (RB), Kansas St. 1973-75
 Hinton, Eddie (WR), Oklahoma 1974
 Hobby, Marion (DE), Tennessee ... 1990-92
 Hodge, Milford (DE), Washington St. 1986-89
 Hodson, Tommy (QB), Louisiana St. 1990-92
 Hoey, George (DB), Michigan 1972-73
 Holloway, Brian (OT), Stanford 1981-86
 Holmes, Darryl (FS), Ft. Valley St. 1987-89
 Holmes, Ernie (NT), Texas Southern ... 1978
 Howard, Bob (CB), San Diego St. . 1975-77
 Howard, David (LB), Long Beach St. 1991-92
 Huarte, John (QB), Notre Dame 1966-67
 Hubach, Mike (P), Kansas 1980-81
 Hudson, Bill (DT), Clemson 1965
 Hunt, Jim Lee (DT), Prairie View .. 1960-71
 Hunt, Kevin (OT), Doane 1973
 Hunt, Sam (LB), Stephen F. Austin 1974-79
 Hunter, Ivy Joe (RB), Kentucky 1991
 Hurst, Maurice (CB), Southern 1989-94
 Hutson, Brian (SS), Mississippi St. 1990
 Hyland, Bob (OC), Boston College 1977

I

Ilg, Ray (LB), Colgate 1967-68
 Imhof, Martin (DE), San Diego St. 1975
 Ingram, Brian (LB), Tennessee 1982-85
 Ivory, Horace (RB), Oklahoma 1977-81

J

Jackson, Harold (WR), Jackson St. 1978-81, 87
 Jackson, Honor (DB), Pacific 1972-73
 Jacobs, Harry (DE-LB), Bradley 1960-62
 Jacobs, Ray (DT), Howard Payne 1969
 Jagielski, Harry (DT), Indiana 1960-61
 James, Craig (RB), SMU 1984-88
 James, Roland (SS), Tennessee ... 1980-90
 Janik, Tom (DB-P), Texas A&I 1969-71
 Jarostchuk, Ilia (LB), New Hampshire 1990
 Jarvis, Ray (WR), Norfolk St. 1979
 Jenkins, Ed (RB), Holy Cross 1974
 Jeter, Gary (DE), USC 1989
 Johnson, Andy (RB), Georgia 1974-76, 78-81
 Johnson, Billy (DB), Nebraska 1966-69
 Johnson, Damian (OG), Kansas St. 1990
 Johnson, Daryl (DB), Morgan St. . 1968-71
 Johnson, Ellis (RB), S.E. Louisiana 1965-66
 Johnson, Joe (OE), Boston College 1960-61
 Johnson, Mario (DL), Missouri 1993
 Johnson, Preston (RB), Florida A&M . 1968
 Johnson, Steve (TE), Virginia Tech 1988
 Jones, Aaron (DE), E. Kentucky 1993-94
 Jones, Cedric (WR), Duke 1982-90
 Jones, Ezell (OT), Minnesota 1969-70
 Jones, Mike (DE), North Carolina St. .. 1994
 Jones, Todd (OL), Texas A&M 1993
 Jordan, Shelby (OT), Wash. (Mo.) 1975, 77-82
 Jordan, Tim (LB), Wisconsin 1987-89

K

Kadziel, Roin (LB), Stanford 1972
 Kapp, Joe (QB), California 1970
 Kecman, Dan (LB), Maryland 1970
 Keeton, Durwood (S), Oklahoma 1975
 Kerrigan, Mike (QB), Northwestern 1983-84
 Key, David (S), Michigan 1991
 Khayat, Ed (DT), Tulane 1966
 Kimber, Bill (OE), Florida St. 1961
 Kiner, Steve (LB), Tennessee 1971, 73
 King, Claude (RB), Houston 1962
 King, Steve (LB), Tulsa 1973-81
 Klein, Dick (OT), Iowa St. 1961-62
 Knief, Gayle (WR), Morningside 1970
 Koontz, Ed (LB), Catawba 1968
 Krakau, Merv (LB), Iowa St. 1978
 Kratch, Bob (G), Iowa 1994
 Kuehn, Art (OC), UCLA 1983

L

LaFreniere, Bill (WR), Northeastern ... 1987
 Lambert, Dion (DB), UCLA 1992-93
 Landry, Anthony (RB), Stephen F. Austin 1990
 Lane, Max (OT), Navy 1994
 Larson, William (RB), Western Illinois 1960
 Lassiter, Ike (DE), St. Augustine's 1970-71
 Lawson, Jamie (RB), North Carolina St. 1990
 Lawson, Odell (RB), Langston 1970-71
 LeBlanc, Michael (RB), Stephen F. Austin 1987
 Lee, John (DE), Nebraska 1981
 Lee, Keith (DB), Colorado St. 1981-84
 Lee, Robert (G), Missouri 1960
 Legette, Burnie (RB), Michigan St. 1993-94
 Lenkaitis, Bill (C), Penn St. 1971-81
 Leo, Bobby (WR), Harvard 1967-68
 Leo, Charlie (OG), Indiana 1960-62
 Lewis, Bill (C), Nebraska 1993
 Lewis, Vernon (CB), Pittsburgh 1993-94
 Lindquist, Paul (DT), New Hampshire 1961
 Lingner, Adam (OL), Illinois 1986
 Linne, Larry (WR), Texas-El Paso 1987
 Lippett, Ronnie (DB), Mia.(FL) 1983-88*, 90-91
 Livingston, Walt (RB), Heidelberg 1960
 Lockhart, Eugene (LB), Houston .. 1991-92
 Lockwood, Scott (RB), Southern Cal 1992-93
 Lofton, Oscar (OE), S.E. Louisiana 1960
 Long, Charlie (G), Chattanooga 1961-69
 Long, Mike (OE), Brandeis 1960
 Lott, Billy (RB), Mississippi 1961-63
 Loudd, Rommie (LB), UCLA 1961-62
 Loukas, Angelo (G), Northwestern 1970
 Lowery, Nick (K), Dartmouth 1978
 Lowry, Orlando (LB), Ohio State 1989
 Lunsford, Mel (DE), Central (Ohio) St. 1973-80

M

Mahoney, John 'Butch', AIC 1961
 Maitland, Jack (RB), Williams 1971-72
 Mallory, Irvin (DB), Virginia Union 1971
 Mangiero, Dino (NT), Rutgers 1987
 Mangum, John (DT), S. Mississippi 1966-67
 Marion, Fred (FS), Miami (Fla.) 1982-91
 Marsh, Aaron (WR), E. Kentucky .. 1968-69
 Marshall, Al (WR), Boise St. 1974
 Martin, Donald (CB), Yale 1973
 Martin, Sammy (WR), LSU 1988-91
 Mason, Dave (S), Nebraska 1973
 Massey, Jim (CB), Linfield 1974-75
 Mass, Wayne (OT), Miami (Fla.) 1972
 Matich, Trevor (OC), Brigham Young 1985-88
 Matthews, Bill (LB), S. Dakota. St. 1979-81
 Matthews, Henry (RB), Michigan St. . 1972



PATRIOTS ALL-TIME ROSTER (cont.)

May, Art (DE), Tuskegee 1971
 McAlister, James (RB/KR), UCLA 1978
 McCabe, Jerry (LB), Holy Cross 1987
 McCall, Bob (RB), Arizona 1973
 McCarthy, Shawn (P), Purdue 1991-92
 McComb, Don (DE), Bradley 1960
 McCray, Prentice (S), Arizona St. .. 1974-80
 McCurry, Dave (S), Iowa St. 1974
 McDougald, Doug (DE), Virginia Tech 1980
 McGee, George (OT), Southern 1960
 McGee, Tony (DE), Bishop (Tex.) .. 1974-81
 McGinest, Willie (LB), USC 1994
 McGovern, Rob (LB), Holy Cross 1992
 McGrew, Lawrence (LB), USC 1980-89
 McHale, Joe (LB), Delaware 1987
 McKay, Bob (OT), Texas 1976-78
 McKinnon, Don (LB), Dartmouth .. 1963-64
 McMahon, Art (DB), N. Carolina St. 1968-72
 McMurtry, Greg (WR), Michigan .. 1990-93
 McNeil, Emmanuel (NT), Tenn.-Martin 1989
 McQuay, Leon (RB), Tampa 1975
 McSwain, Chuck (RB), Clemson 1987
 McSwain, Rod (CB), Clemson 1984-90
 Meixler, Ed (LB), Boston University ... 1965
 Melander, Jon (OG), Minnesota 1991
 Mildren, Jack (S), Oklahoma 1974
 Millen, Hugh (QB), Washington 1991-92
 Miller, Al (RB), Boston College 1960
 Miller, Dan (K), Miami (Fla.) 1982
 Mirich, Rex (DT), Northern Arizona ... 1970
 Mitchell, Leroy (DB), Texas Southern 1967-68
 Montler, Mike (OT), Colorado 1969-72
 Moore, Arthur (DT), Tulsa 1973-77
 Moore, Brandon (OT), Duke 1993-94
 Moore, Greg (LB), Tenn.-Chattanooga 1987
 Moore, Leroy (DE), Ft. Valley St. .. 1961-62
 Moore, Marty (LB), Kentucky 1994
 Moore, Steve (OT), Tennessee St. 1983-87
 Morgan, Stanley (WR), Tennessee 1977-89
 Morriss, Guy (OC), Texas Christian 1984-87
 Morris, Jamie (RB), Michigan 1990
 Morris, Jon (OC), Holy Cross 1964-74
 Mosier, John (TE), Kansas 1973
 Moss, Roland (TE), Toledo 1971
 Mowatt, Zeke (TE), Florida State 1990
 Murphy, Bill (WR), Cornell 1968

N

Nance, Jim (RB), Syracuse 1965-71
 Naposki, Eric (LB), Connecticut 1988-89
 Neighbors, Billy (OG), Alabama 1962-65
 Nelson, Edmund (DE), Auburn 1988
 Nelson, Steve (LB), N. Dakota St. . 1974-87
 Neumann, Tom (RB), Northern Michigan 1963
 Neville, Tommy (OT), Mississippi . 1965-77
 Nichols, Bob (TE), Boston University 1967-68

O

Oakes, Don (OT), Virginia Tech 1963-68
 O'Hanley, Ross (DB), Boston College 1960-65
 O'Neill, Pat (P), Syracuse 1994
 Osley, Willie (CB), Illinois 1974
 Outlaw, John (DB), Jackson St. 1969-72
 Overton, Don (RB), Fairmont St. 1990
 Owen, Tom (QB), Wichita St. 1976-81
 Owens, Dennis (NT), N. Carolina St. 1982-86

P

Parilli, Babe (QB), Kentucky 1961-67
 Patrick, Mike (P), Mississippi St. .. 1975-78
 Patton, Jerry (DE), Nebraska 1975
 Pennywell, Carlos (WR), Grambling 1978-81

Peoples, George (RB), Auburn 1983
 Perkins, Willis (OG), Texas Southern . 1961
 Perryman, Robert (RB), Michigan 1987-89
 Peterson, Joe (CB), Nevada-Reno 1987
 Phillpott, Ed (LB), Miami (Ohio) ... 1967-71
 Philips, Jess (RB), Michigan St. ... 1976-77
 Pickering, Clay (WR), Maine 1987
 Pitts, Mike (DE), Alabama 1993-94
 Plunkett, Art (OT), UNLV 1985, 87
 Plunkett, Jim (QB), Stanford 1971-75
 Pope, Ken (CB), Oklahoma 1974
 Pool, David (CB), Carson-Newman 1991-92
 Porell, Tom (NT), Boston College 1987
 Porter, Willie (DB), Texas Southern ... 1968
 Posey, David (K), Florida 1978
 Prestridge, Luke (P), Baylor 1984
 Price, Kenny (LB), Iowa 1971
 Profit, Eugene (DB), Yale 1986-88
 Pruett, Perry (DB), North Texas St. ... 1971
 Puetz, Garry (OG), Valparaiso 1979-81
 Purvis, Vic (WR), S. Mississippi ... 1966-67
 Pyne, George (OT), Olivet 1965

R

Rademacher, Bill (WR), N. Michigan St. . 1969-70
 Rakoczy, Gregg (OL), Miami (Fla.) 1991-92
 Ramsey, Derrick (TE), Kentucky ... 1983-85
 Ramsey, Tom (QB), UCLA 1985-88
 Ratkowski, Ray (RB), Notre Dame 1961
 Ray, Eddie (RB-P), LSU 1970
 Ray, Terry (S), Oklahoma 1993-94
 Redding, Reggie (OL), Cal. St. Fullerton 1992
 Reed, Benton (DE), Mississippi 1987
 Rehder, Tom (OT), Notre Dame 1988-89
 Reilly, Kevin (LB), Villanova 1975
 Rembert, Johnny (LB), Clemson .. 1983-92
 Reynolds, Bob (OT), Bowling Green 1972-73
 Reynolds, Ed (LB), Virginia 1983-91
 Reynolds, Ricky (CB), Washington St. 1994
 Reynolds, Tom (WR), San Diego St. .. 1972
 Rice, Rodney (DB), BYU 1989
 Richardson, Al (DE), Grambling 1960
 Richardson, Jesse (DT), Alabama 1962-64
 Richardson, Tom (WR), Jackson St. 1969-70
 Robbins, Randy (S), Arizona 1992
 Robinson, Bo (RB), W. Texas St. 1984
 Robinson, Greg (OT), Sacramento St. 1987
 Robinson, Junior (CB), E. Carolina 1990
 Robinson, Rex (K), Georgia 1982
 Robotti, Frank (LB-RB), Boston College 1961
 Rogers, Doug (DE), Stanford 1984
 Romaniszyn, Jim (LB), Edinboro St. (Pa.) 1976
 Romeo, Tony (TE), Florida St. 1962-67
 Romine, Al (DB), Florence St. 1961
 Rowe, Dave (DT), Penn State 1971-73
 Rucci, Todd (OG), Penn State. 1993-94
 Rucker, Reggie (WR), Boston Univ 1971-74
 Rudolph, Jack (LB), Georgia Tech 1960-65
 Russell, Leonard (RB), Arizona St. 1991-93
 Ruth, Mike (NT), Boston College .. 1986-87

S

Sabb, Dwayne (LB), New Hampshire 1992-94
 Sacco, Frank (LB), Fordham 1987
 Saltz, Lee (QB), Temple 1992
 Sanders, John (S), South Dakota . 1974-76
 Sandham, Todd (OG), Northeastern .. 1987
 Sanford, Rick (FS), South Carolina 1979-84
 Saranovitz, Brian (OG), New Hampshire 1987
 Sardisco, Tony (OG), Tulane 1960-62
 Satcher, Doug (LB), S. Mississippi 1966-68
 Sawyer, Jon (CB), Cincinnati 1987
 Saxon, Mike (P), San Diego St. 1993
 Scarpito, Bob (WR-P), Notre Dame ... 1968
 Schaum, Greg (DE), Michigan St. 1978
 Schmidt, Bob (OT), Minnesota 1964



Schoitz, Bruce (LB), Texas 1989
 Schottenheimer, Marty (LB), Pittsburgh 1969-70
 Schubert, Eric (K), Pittsburgh 1987
 Schubert, Steve (WR), Massachusetts 1974
 Schwedes, Gerhardt (RB), Syracuse 1960-61
 Scott, Clarence (DB), Morgan St. . 1969-72
 Scott, Willie (TE), South Carolina . 1986-88
 Sealby, Randy (LB), Missouri 1987
 Secules, Scott (QB), Virginia 1993
 Sellers, Ron (WR), Florida St. 1969-71
 Shegog, Ron (SS), Austin Peay 1987
 Sherman, Tom (QB-DB), Penn State 1968-69
 Shiner, Dick (QB), Maryland 1973-74
 Shoate, Rod (LB), Oklahoma 1975-81
 Shonta, Chuck (DB), E. Michigan . 1960-67
 Shorts, Peter (DE), Illinois St 1989
 Sievers, Eric (TE), Maryland 1989-90
 Simerson, John (OT), Purdue 1961
 Sims, Kenneth (DE), Texas 1982-89
 Singer, Carl (OT), Purdue 1966-68
 Singleton, Chris (LB), Arizona 1990-93
 Sisson, Scott (K), Georgia Tech 1993
 Skene, Doug (G), Michigan 1994
 Slade, Chris (LB), Virginia 1993-94
 Smerlas, Fred (NT), Boston College 1991-92
 Smith, Connell (DE), Southern 1973-74
 Smith, Hal (DT), UCLA 1960
 Smith, John (K), Southampton (Eng.). 1974-83
 Smith, Ricky (DB), Alabama St. 1982-84
 Smith, Rod (DB), Notre Dame 1992-94
 Smith, Sean (DE), Georgia Tech ... 1990-91
 Snyder, Al (WR), Holy Cross 1964
 Solitis, Bob (DB), Minnesota 1960-61
 Songin, Ed (Butch) (QB), Boston College 1960-61
 Spears, Ron (DE), San Diego St. . 1982-83
 Stanley, Sylvester (NT), Michigan 1994
 Stanley, Walter (WR), Colorado 1992
 Starring, Stephen (WR), McNeese 1983-87
 Staurovsky, Jason (K), Tulsa 1988-91
 Steinfort, Fred (K), Boston College 1983
 Stenger, Brian (LB), Notre Dame 1973
 Stephens, Calvin (G), South Carolina 1992
 Stephens, John (RB), NW (La.) St. 1988-92
 Stephens, Tom (DB-TE), Syracuse 1960-64
 Stingley, Darryl (WR), Purdue 1973-77
 St. Jean, Lennie (OG), N. Michigan 1964-73
 Stokes, Eric (C-G), Northeastern 1987
 Stolberg, Eric (WR), Indiana 1971
 Striegall, Bill (LB), College of Pacific .. 1960
 Studstill, Pat (P), Houston 1972
 Sturt, Fred (G), Bowling Green 1976-78
 Suci, Bob (DB), Michigan St. 1963
 Swanson, Terry (P), Massachusetts 1967-68
 Sweet, Joe (WR), Tennessee St. 1974
 Sykes, Alfred (WR), Florida A&M 1971

T

Taliaferro, Mike (QB), Illinois 1968-71
 Tanner, John (LB-DE), Tennessee Tech 1973-74
 Tardits, Richard (LB), Georgia 1990-92
 Tarver, John (RB), Colorado 1972-74
 Tatupu, Mosi (RB), USC 1978-90
 Taylor, Greg (RB), Virginia 1982
 Taylor, Kitrick (WR), Washington St. . 1989
 Thomas, Ben (DE), Auburn 1985
 Thomas, Blair (RB), Penn State 1994
 Thomas, Donnie (LB), Indiana 1976
 Thomas, Gene (RB), Florida A&M 1968
 Thompson, Leroy (RB), Penn State ... 1994
 Thompson, Reyna (CB), Baylor 1993
 Timpson, Michael (WR), Penn St. . 1989-94
 Tippet, Andre (LB), Iowa .. 1982-88, 90-93
 Tipton, Dave (NT), Western Illinois 1975-76
 Toler, Ken (WR), Mississippi 1981-82
 Toner, Ed (DT), Massachusetts 1967-70
 Towns, Bobby (DB), Georgia 1961
 Trull, Don (QB), Baylor 1967
 Tucker, Erroll (DB), Utah 1989
 Turner, Bake (WR), Texas Tech 1970
 Turner, Bill (DE), Boston College 1987
 Turner, Kevin (RB), Alabama 1992-94
 Twombly, Darren (C), Boston College 1987

V

van Eeghen, Mark (RB), Colgate ... 1982-83
 Vataha, Randy (WR), Stanford 1971-76
 Vaughn, Jon (RB), Michigan 1991-92
 Veris, Garin (DE), Stanford 1985-88, 90-91
 Viaene, David (OT), Minnesota-Duluth 1989-90
 Villa, Danny (OT), Arizona St 1987-91
 Virkus, Scott (DE), San Francisco CC 1984

W

Wagner, Bryan (P), Cal St. Northridge 1991
 Walker, Mike (K), None 1972
 Ward, David (LB), Southern Ark 1989
 Washington, Clyde (DB), Purdue .. 1960-61
 Washington, John (DT), Oklahoma St. 1993
 Washington, Mark (CB), Morgan St. . 1979
 Washington, Mickey (CB), Texas A&M . 1990-91
 Watson, Dave (G), Georgia Tech ... 1963-64
 Weathers, Clarence (WR), Delaware St. 1983-84
 Weathers, Robt. (RB), Arizona St. 1982-86
 Webb, Don (DB), Iowa St. 1961-71
 Webster, George (LB), Michigan St. 1974-76
 Weisacosky, Ed (LB), Miami 1971-72
 Weisuhn, Clayton (LB) Angelo State 1982-84, 86
 Welch, Claxton (RB), Oregon 1973
 Wells, Billy (RB), Michigan St. 1960
 West, Mel (DB), Missouri 1961
 Westbrook, Don (WR), Nebraska . 1977-81
 Whalen, Jim (TE), Boston College 1965-69
 Wheeler, Dwight (OT), Tennessee St. 1982-83
 Whigham, Larry (S), NE Louisiana 1994
 White, Adrian (S), Florida 1993
 White, David (LB), Nebraska 1993
 White, Harvey (QB), Clemson 1960
 White, Jeff (K-P), Texas El Paso 1973
 White, Jim (DE), Colorado St. 1972
 Whittingham, Fred (LB), California Poly 1970
 Whitten, Todd (QB), Stephen F. Austin 1987
 Wichard, Murray (DE), Frostburg St. . 1987
 Wilburn, Steve (DE), Illinois St. 1987
 William, J.R. (LB-C), La. Tech 1968-70
 Williams, Brent (DE), Toledo 1986-93
 Williams, Brian (TE), Southern 1982
 Williams, Brooks (TE), North Carolina 1983
 Williams, Derwin (WR), New Mexico 1985-87
 Williams, Ed (LB), Texas 1984-87, 90
 Williams, Jon (RB), Penn St. 1984
 Williams, Larry (G), Notre Dame 1992
 Williams, Lester (NT), Miami (Fla.) 1982-85
 Williams, Perry (CB), Clemson 1987
 Williams, Toby (DE), Nebraska 1983-88
 Wilson, Curtis (OC), Missouri 1989
 Wilson, Darrell (DB), Connecticut 1981
 Wilson, David (DB), California 1992
 Wilson, Ed (QB), Arizona St. 1965
 Wilson, Darryal (WR), Tennessee 1983
 Wilson, Jerrel (P), Southern Mississippi 1978
 Wilson, Joe (RB), Holy Cross 1974
 Wilson, Marc (QB), BYU 1989-90
 Windsor, Bob (TE), Kentucky 1972-75
 Wirgowski, Dennis (DE), Purdue . 1970-72
 Witt, Mel (DT), Arlington State 1967-70
 Woods, Carl (RB), Vanderbilt 1987
 Wooten, Ron (OG), North Carolina 1982-88
 Wonsley, George (RB), Miss. St. 1989
 Wren, Darryl (CB), Pittsburg St. .. 1993-94
 Wright, Elmo (WR), Houston 1975

Y-Z

Yates, Bob (OT-G-C), Syracuse 1960-65
 Yewcic, Tom (P-QB), Michigan St. 1961-66
 Zabel, Steve (LB), Oklahoma ... 1975-78
 Zackery, Tony (FS), Washington .. 1990-91
 Zamberlin, John (LB), Pacific Lutheran 1979-82
 Zendejas, Joaquin (K), LaVerne (Ca) 1983
 Zolak, Scott (QB), Maryland 1992-94



ALL-TIME DRAFT

1995

- 1 Ty Law, 23, CB, Michigan
- 2 Ted Johnson, 57, LB, Colorado
- 3a Curtis Martin, 74, RB, Pittsburgh
- 3b Jimmy Hitchcock, 88, CB, North Carolina
- 4 David Wohlabaugh, 112, C, Syracuse
(from Kansas City for Patriots 1996 third round pick)
- 4 Choice to Pittsburgh (NE trades its pick, 120th overall, to Pittsburgh for RB Leroy Thompson)
- 5 Choice to Houston (NE loses its pick 159th overall by signing restricted free agent DE Tim Roberts)
- 6 Dino Philyaw, 195, RB, Oregon
- 7 Carlos Yancy, 234, CB, Georgia
(from Cleveland in exchange for the Patriots 231st selection)

1994

- 1 Willie McGinest, 4, LB, Southern Cal
- 2 Kevin Lee, 35, WR, Alabama
- 3a Choice to San Diego (NE trades its pick, 70th overall, and its fifth round pick, 137th overall, for San Diego's third round choice, 78th overall, and RB Marion Butts)
- 3b Ervin Collier, 78, NT, Florida A&M
(from San Diego in trade described earlier)
- 3c Joe Burch, 90, C, Texas Southern
(from Miami, along with a 1993 draft pick, Todd Rucci, in exchange for WR Irving Fryar)
- 4a Choice to Arizona (NE trades its pick, 107 overall, to Arizona for its fourth round pick from Miami, 121 overall, and its fifth round pick from LA Rams, 135 overall)
- 4b John Burke, 121, TE, Virginia Tech
(from Miami through Arizona in trade described earlier)
- 5 Choice to San Diego (in trade described earlier)
- 5 Pat O'Neill, 135, P, Syracuse
(from LA Rams through Arizona in trade described earlier)
- 6a Steve Hawkins, 166, WR, Western Michigan
- 6b Max Lane, 168, OT, Navy
(from Seattle in the trade for Jon Vaughn)
- 7a Jay Walker, 198, QB, Howard
- 7b Marty Moore, 222, LB, Kentucky
(from Dallas in exchange for QB Hugh Millen)

1993

- 1 Drew Bledsoe, 1, QB, Washington St.
- 2a Chris Slade, 31, LB, Virginia
- 2b Todd Rucci, 51, OL, Penn State
(from Miami, along with a 1994 draft pick, in exchange for WR Irving Fryar)
- 2c Vincent Brisby, 58, WR, NE Louisiana
(as a result of the L.A. Raiders passing on their selection in the second round, the Patriots' first selection of the third round reverted to being the 27th pick in the second round)
- 4a Kevin Johnson, 86, NT, Texas Southern
- 4b Corwin Brown, 110, DB, Michigan
(from Green Bay in exchange for RB John Stephens. The Patriots then traded that pick, 15th in round and 99th overall, to San Diego in exchange for the Chargers' 1993 fourth round, 110th pick and a 1993 fifth round, 138th pick)

- 5a Scott Sisson, 113, K, Georgia Tech
- 5b Richard Griffith, 138, TE, Arizona
(from San Diego in the above mentioned trade)
- 6 Lawrence Hatch, 142, DB, Florida
- 8 Troy Brown, 198, WR/KR, Marshall

1992

- 1 Eugene Chung, 13, OL, Virginia Tech
(from Dallas, along with a third round pick in 1992, in exchange for Patriots' first round, 19th pick from Atlanta, second round, 37th pick and fourth round, 104th pick from Atlanta)
- 2 Rod Smith, 35, DB, Notre Dame
(acquired from Phoenix in exchange for Patriots' second round, 46th pick from Atlanta and fourth round, 100th pick from L.A. Raiders in 1991) in 1992
- 3a Todd Collins, 64, LB, Carson-Newman
- 3b Kevin Turner, 71, RB, Alabama
(acquired from Dallas through Minnesota, along with first round pick in 1992, in exchange for a first round, 19th pick from Atlanta, second round, 37th pick and fourth round, 104th pick from Atlanta in 1992)
- 4a Dion Lambert, 90, CB, UCLA
(acquired from San Diego in a 1991 draft day trade in exchange for a fifth round, 127th pick from Pittsburgh in 1991)
- 4b Darren Anderson, 93, CB, Toledo
- 5 Dwayne Sabb, 116, LB, New Hampshire
(acquired from Tampa Bay in a trade during 1991 season in exchange for LB Jesse Solomon)
- 6 Tracy Boyd, 165, OG, Elizabeth City St.
(acquired from Detroit, along with seventh round pick in 1992, a 10th round pick in 1992 and a 12th round pick in 1992, in exchange for Patriots' sixth round, 145th pick from Phoenix, in 1992)
- 7a Wayne Hawkins, 176, WR, Southwest St.
- 7b Jim Gray, 194, DT, West Virginia
(acquired from Detroit in earlier listed trade)
- 8a Scott Lockwood, 204, RB, Southern Cal.
(acquired from Cleveland in exchange for OG Fred Childress)
- 8b Sam Gash, 205, RB, Penn State
- 9 David Dixon, 232, DT, Arizona State
- 10a Turner Baur, 261, TE, Stanford
- 10b Steve Gordon, 277, OC, California
(acquired from Detroit in earlier listed trade)
- 11 Mike Petko, 288, LB, Nebraska
- 12 Freeman Baysinger, 333, WR, Humboldt State
(acquired from Detroit-- see sixth round details)

1991

- 1a Pat Harlow, 11, T, Southern California
(Patriots traded their first round selection, 1st pick, for Cowboys' first round selection, 11th pick, and Dallas' second round selection, 41st pick)
- 1b Leonard Russell, 14, RB, Arizona State
(choice from Dallas in exchange for Patriots' 1st round, 17th pick acquired from Houston, and Patriots' 1991 4th round, 110th pick, acquired from Buffalo in 1990)
- 2 Jerome Henderson, 41, CB, Clemson
(choice from Dallas)



- 3 Calvin Stephens, 56, G, South Carolina
- 4 Scott Zolak, 84, QB, Maryland
- 5a Jon Vaughn, 112, RB, Michigan
- 5b Ben Coates, 124, TE, Livingstone College (choice from L.A. Raiders through Dallas, along with a 4th round pick in 1992, in exchange for Patriots' 1991 4th round selection, 100th pick, acquired from Pittsburgh)
- 6 David Key, 140, CB, Michigan
- 7 Blake Miller, 168, C, Louisiana State
- 8 Harry Colon, 196, SS, Missouri
- 9 O'Neil Glenn, 224, G, Maryland
- 10 Randy Bethel, 251, TE, Miami (Fla.)
- 11a Vincent Moore, 279, WR, Tennessee
- 11b Paul Alsbury, 303, P, SW Texas State (choice from San Diego through the L.A. Raiders, along with a 4th round selection in 1992, in exchange for Patriots' 1991 5th round selection, 127th pick, acquired from Pittsburgh)
- 12 Timothy Edwards, 307, DT, Delta State

1990

- 1a Chris Singleton, 8, LB, Arizona (Patriots traded their 1st round, 3rd pick, and 2nd round, 29th pick for Seahawks' two 1st round selections, 8th and 10th picks and Seattle's 3rd round pick)
- 1b Ray Agnew, 10, DE, North Carolina State (choice from Seattle)
- 2 Choice to Seattle
- 3a Tom Hodson, 59, QB, Louisiana State
- 3b Greg McMurtry, 80, WR, Michigan (acquired from Dallas along with Cowboys' 7th round pick, later traded to Buffalo and the Cowboys' 5th round, 120th pick, in exchange for Patriots' 3rd round selection, originally Seattle's, NE's 6th round, 143rd pick, and 8th round, 197th pick)
- 5a Junior Robinson, 110, DB, East Carolina (choice from Washington, along with Redskins' 2nd pick in the 5th rd., which was later traded to Denver, in exchange for Patriots' 4th round, 86th pick)
- 5b Jon Melander, 113, OT, Minnesota
- 5c James Gray, 120, RB, Texas Tech (choice from Dallas)
- 6 Choice to Dallas
- 7 Choice to Buffalo
- 8 Choice to Dallas
- 9 Shawn Bouwens, 226, OG, Nebraska - Wesleyan
- 10 Anthony Landry, 253, RB, Stephen F. Austin
- 11 Sean Smith, 280, DE, Georgia Tech
- 12a Ventson Donelson, 309, DB, Michigan St.
- 12b Blaine Rose, 322, OG, Maryland (choice from Buffalo, along with a 4th round pick in 1991, in exchange for Patriots' two 7th round picks in 1990, one of which came from Dallas)

1989

- 1 Hart Lee Dykes, 16, WR, Oklahoma State
- 2 Eric Coleman, 43, DB, Wyoming
- 3a Marv Cook, 63, TE, Iowa (choice from Tampa Bay for Stephen Starring trade of 1988)
- 3b Chris Gannon, 73, DE, S.W. Louisiana
- 4a Maurice Hurst, 96, DB, Southern (from Washington for Patriots fifth-round pick of 1988)
- 4b Michael Timpson, 100, WR, Penn State
- 5 127th pick, sent to Green Bay through Cleveland as part of 1988 trade for Mike Baab

- 6 Eric Mitchel, 166, RB, Oklahoma (Patriots traded their 6th round, 157th pick, for Raiders' 6th round pick, 166, and NE gains Raiders' 8th round, 224th pick)
- 7a Eric Lindstrom, 178, LB, Boston College (from Raiders as part of Brian Holloway trade of 1987)
- 7b (sent to San Diego for Thomas Benson trade of 1988)
- 8a Rodney Rice, 211, DB, Brigham Young
- 8b Tony Zackery, 224, DB, Washington (from Raiders as part of draft-day trade exchanging 6th round picks; originally San Francisco's pick)
- 9a Darron Norris, 241, RB, Texas
- 9b Curtis Wilson, 248, OC, Missouri (from Minnesota for Patriots' 11th-round pick of 1988)
- 10 Emanuel McNeil, 268, NT, Tenn.-Martin
- 11 Tony Hinz, 295, FB, Harvard
- 12 Aaron Chubb, 325, LB, Georgia

1988

- 1 John Stephens, 17, RB, Northwestern (La.) St.
- 2 Vincent Brown, 43, LB, Miss. Valley St.
- 3 Tom Rehder, 69, T, Notre Dame
- 4a Tim Goad, 87, NT, North Carolina (from Tampa Bay in exchange for NE's 1987 fifth-round pick)
- 4b Sammy Martin, 97, WR/KR, LSU (from Minnesota in 1987 trade for QB Rich Gannon)
- 4c Teddy Garcia, 100, K, Northeast Louisiana
- 5 Troy Wolkow, 115, G, Minnesota
- 5b Patriots selection #127 traded to Washington in exchange for Redskins' fourth-round choice in 1989
- 6 Steve Johnson, 154, TE, Virginia Tech
- 7 Darryl Usher, 181, WR/KR, Illinois
- 8 Patriots selection #236 to Chicago as part of QB Doug Flutie trade
- 9 Neil Galbraith, 240, CB, Central (Ok.) St.
- 10 Rodney Lossow, 267, C, Wisconsin (from L.A. Raiders as part of 1987 trade for OT Brian Holloway)
- 11 Marvin Allen, 294, RB, Tulane
- 11b Patriots selection #296 traded to Minnesota in exchange for Vikings' ninth-round choice in 1989
- 12 Dave Nugent, 321, NT, Boston College

1987

- 1 Bruce Armstrong, 23, OT, Louisville
- 2 Patriots' selection 51 overall traded to Tampa Bay as part of OT-OG Sean Farrell trade (also 7th and 9th round picks)
- 3a Bob Perryman, 79, RB, Michigan
- 3b Patriots trade 81 overall and 10th round pick, 275 overall, to LA Raiders for Raiders' two fourth round picks, 98 and 102 overall; 81 overall pick originally from Washington for WR Ricky Sanders trade
- 4a Rich Gannon, 98, QB-RB, Delaware
- 4b Derrick Beasley, 102, DB, Winston-Salem
- 4c Tim Jordan, 107, LB, Wisconsin
- 5a Danny Villa, 113, OT, Arizona State (choice from San Diego for DB Vencie Glenn trade)
- 5b Tom Gibson, 116, DE, Northern Arizona (choice from Tampa Bay for Patriots' 6th round pick in 1986)
- 6 Gene Taylor, 163, WR, Fresno State
- 7 Patriots' selection 191 overall traded to Tampa Bay as part of Sean Farrell trade
- 8 Patriots' selection 219 overall traded to Kansas City for TE Willie Scott



- 9 Patriots' selection 247 overall traded to Tampa Bay as part of OT Sean Farrell trade
- 10 Patriots' selection, 275 overall, and 3rd round pick, 81 overall, traded to LA Raiders for two fourth round picks, 98 and 102 overall
- 11 Carlos Reveiz, 302, K, Tennessee
- 12 Elgin Davis, 330, RB, Central Florida

1986

- 1 Reggie Dupard, 26, RB, Southern Methodist
- 2a Mike Ruth, 42, NT, Boston College (choice from Seattle as part of Bob Cryder trade of 1984)
- 2b Vencie Glenn, 54, DB, Indiana State
- 3 Patriots' selection 81 overall forfeited
- 4 Scott Gieselmann, 109, TE, Boston College
- 5 Greg Robinson, 137, OL, Sacramento St.
- 6 Patriots' selection 164 overall traded to Tampa Bay for Buccaneers' fifth-round pick in 1987
- 7a Ray McDonald, 187, WR, Florida (choice from San Francisco as part of Matt Cavanaugh trade of 1983)
- 7b Brent Williams, 193, DE, Toledo
- 8 Greg Baty, 220, TE, Stanford
- 9 George Colton, 248, OG, Maryland
- 10 Cletis Jones, 276, RB, Florida State
- 11 Gene Thomas, 303, WR, U of Pacific
- 12 Don McAulay, 330, K, Syracuse

1985

- 1 Patriots' selection 16 overall traded to San Francisco
- 1 Trevor Matich, 28, OC, BYU (choice from San Francisco)
- 2a Garin Veris, 48, DE, Stanford
- 2b Jim Bowman, 52, DB, Central Michigan (choice from LA Raiders part of Mike Haynes deal of 1983)
- 2c Ben Thomas, 56, DE, Auburn (choice from San Francisco)
- 3 Patriots' selection to San Francisco
- 3 Audrey McMillian, 84, DB, Houston (choice from San Francisco)
- 4a Tom Toth, 102, OT, Western Michigan
- 4b Gerard Phelan, 108, WR, Boston College (choice from LA Raiders part of Shelby Jordan deal of 1983)
- 5 Choice to Cincinnati as part of WR Irving Fryar tradeup deal of 1984
- 6 Choice to Philadelphia as part of K Tony Franklin deal of 1984
- 7a Choice to LA Raiders as part of the Mike Haynes deal of 1983
- 7b Choice to LA Raiders
- 8a Choice to Atlanta for DB Rod McSwain (1984)
- 8b Miford Hodge, 224, DE, Washington St. (choice from San Francisco part of Matt Cavanaugh deal of 1983)
- 9 Choice to Pittsburgh for RB/WR Greg Hawthorne (1984)
- 10 Choice to Denver for P Luke Prestridge (1984)
- 11 Paul Lewis, 296, RB, Boston University
- 12 Tony Mumford, 328, RB, Penn State

1984

- 1 Irving Fryar, 1, WR, Nebraska
- 2 Ed Williams, 43, LB, Texas
- 3 Jonathan Williams, 70, RB, Penn State
- 5 Paul Fairchild, 124, OG, Kansas
- 6 Ernest Gibson, 151, DB, Furman

- 7a Bruce Kallmeyer, 184, K, Kansas
- 7b Derwin Williams, 192, WR, New Mexico
- 8 James Keyton, 211, OT, Arizona State
- 9a Scott Bolzan, 238, OT, Northern Illinois
- 9b David Windham, 251, LB, Jackson State
- 11 Charlie Flager, 292, OG, Washington St.
- 12 Harper Howell, 319, TE, UCLA

SUPPLEMENTAL DRAFT:

- 1 Ricky Sanders, 16, WR, SW Texas St.
- 2 Eric Jordan, 43, RB, Purdue
- 3 Walter Lewis, 70, QB, Alabama

1983

- 1 Tony Eason, 15, QB, Illinois
- 2 Darryal Wilson, 47, WR, Tennessee
- 3a Stephan Starring, 74, WR, McNeese St.
- 3b Steve Moore, 80, OG/OT, Tennessee St. (choice from San Diego in FS Tim Fox trade)
- 4 Johnny Rembert, 101, LB, Clemson
- 5a Smiley Creswell, 118, DE, Michigan St. (choice from Chicago in LB Rod Shoate trade)
- 5b Darryl Lewis, 128, TE, Texas-Arlington
- 6 Mike Bass, 155, K, Illinois
- 7 Craig James, 187, RB, SMU Washington-USFL
- 8 Ronnie Lippett, 214, DB, Miami (FL)
- 9a Ricky Williams, 233, RB, Langston (choice from New Orleans)
- 9b Mark Keel, 240, TE, Arizona Arizona-USFL
- 10a James Williams, 264, TE, Wyoming (choice from NY Giants in LB Bill Matthews trade)
- 10b Toby Williams, 265, DE, Nebraska (choice from New Orleans)
- 10c Tom Ramsey, 267, QB, UCLA Los Angeles-USFL
- 11a Steve Parker, 292, WR, Abilene Christian (choice from New Orleans)
- 11b Calvin Eason, 294, DB, Houston
- 12a Waddell Kelly, 319, RB, Arkansas State (choice from New Orleans)
- 12b Andy Ekern, 326, OT, Missouri

1982

- 1a Ken Sims, 1, DE, Texas
- 1b Lester Williams, 27, DT, Miami (FL) (choice from San Francisco in TE Russ Francis deal)
- 2a Robert Weathers, 40, RB, Arizona State (choice from San Diego in FS Tim Fox deal)
- 2b Andre Tippet, 41, LB, Iowa (choice from San Francisco)
- 2c Darryl Haley, 55, OT, Utah (choice from San Francisco)
- 3a Cedric Jones, 56, WR/KR, Duke
- 3b Clayton Weishuhn, 60, LB, Angelo State (choice from Seattle for RB Horace Ivory)
- 4a George Crump, 85, DE, East Carolina
- 4b Brian Ingram, 111, LB, Tennessee (choice from San Francisco in TE Russ Francis deal)
- 5 Fred Marion, 112, DB, Miami (FL)
- 6 Ricky Smith, 141, DB, Alabama State
- 7 Jeff Roberts, 168, LB, Tulane
- 8 Ken Collins, 197, LB, Washington State
- 9 Kelvin Murdock, 224, WR, Troy State
- 10 Brian Clark, 253, K, Florida.
- 11a Used to select WR Chy Davidson of Rhode Island in 1981 supplemental draft.
- 11b Steve Sandon, 296, QB, Northern Iowa (choice from NY Giants for DB Bill Currier)
- 12 Greg Taylor, 308, WR/KR, Virginia



1981

- 1 Brian Holloway, 19, OT, Stanford
- 2 Tony Collins, 47, RB/KR, East Carolina
- 3 Choice to Minnesota for RB Chuck Foreman.
- 4 Don Blackmon, 102, LB, Tulsa.
- 5 Steve Clark, 130, DE, Kansas State
- 6 Ron Wooten, 157, OG, North Carolina
- 7 Ken Toler, 185, WR, Mississippi
- 8a Ken Naber, 194, P, Stanford
(choice from New Orleans for OG Sam Adams)
- 8b Lin Dawson, 212, TE, North Carolina St.
- 9 Choice to Detroit for LB Ed O'Neill
- 10 Choice to Cleveland for DE Ernest Pirce
- 11 Brian Buckley, 295, QB, Harvard
- 12 Cris Crissy, 323, DB/KR, Princeton

1980

- 1a Roland James, 14, DB, Tennessee.
- 1b Vagas Ferguson, 25, RB, Notre Dame
(choice from Houston in OT Leon Gray deal)
- 2 Larry McGrew, 45, LB, USC
- 3 Steve McMichael, 73, DT, Texas
- 4 choice to Los Angeles in WR Harold Jackson deal
- 5 Doug McDougald, 124, DE, VPI
- 6a Choice to Cleveland for DE Mike St. Clair
- 6b Preston Brown, 160, WR/KR, Vanderbilt
(choice from Houston in OT Leon Gray deal)
- 7 Tom Kearns, 180, OG, Kentucky
- 8 Mike House, 208, TE, Pacific
- 9 Barry Burget, 235, LB, Oklahoma
- 10 Tom Daniel, 266, OC, Georgia Tech
- 11 Mike Hubach, 293, P, Kansas
- 12 Jimmy Jordan, 320, QB, Florida State

1979

- 1 Rick Sanford, 25, DB, South Carolina
- 2 Bob Golic, 52, LB, Notre Dame
- 3 (choice to Los Angeles in WR Harold Jackson deal)
- 4 Eddie Hare, 106, P, Tulsa
- 5 John Zamberlin, 135, LB, Pacific Lutheran
- 6 (choice to Pittsburgh)
- 7a Judson Flint, 177, DB, Memphis State
(choice from Washington)
- 7b Choice forfeited
- 8 Randy Love, 216, RB, Houston
- 9 John Spagnola, 245, TE, Yale
- 10a Martin Cox, 270, WR, Vanderbilt
(choice from Denver)
- 10b Allan Clark, 271, RB, Northern Arizona
- 11 (choice to Washington)
- 12 (choice to Detroit)

1978

- 1 Bob Cryder, 18, G, Alabama
- 2 Matt Cavanaugh, 50, QB, Pittsburgh
- 3 Carlos Pennywell, 77, WR, Grambling
- 4 Dwight Wheeler, 02, T, Tennessee State
- 5 Bill Matthews, 129, LB, South Dakota St.
- 6 Kem Coleman, 156, LB, Mississippi
- 7 Mike Hawkins, 188, LB, Texas A&I
- 8a Terry Falcon, 198, G, Montana
(choice from Buffalo through Philadelphia)
- 8b Mosi Tatupu, 215, RB, Southern Calif.
- 9 Tim Petersen, 242, LB, Arizona State
- 10 Bryan Ferguson, 269, DB, Miami
- 11 Charlie Williams, 296, LB, Florida
- 12 John Gibney, 328, C, Colgate

1977

- 1a Raymond Clayborn, 16, DB, Texas
(choice from San Francisco)
- 1b Stanley Morgan, 25, WR, Tennessee
- 2a Horace Ivory, 44, RB, Oklahoma
(choice from San Francisco)
- 2b Don Hasselbeck, 52, TE, Colorado
- 3 Sidney Brown, 82, DB, Oklahoma
- 4 Gerald Skinner, 109, T, Arkansas
- 5 (choice to St. Louis)
- 6 (choice to Houston)
- 7 Ken Smith, 192, WR, Arkansas-Pine Bluff
- 8 Brad Benson, 219, G, Penn State
- 9 Jerry Voge, 249, LB, Michigan
- 10a John Rasmussen, 276, T, Wisconsin
- 10b Giles Alexander, 279, DE, Tulsa
(choice from Oakland)
- 11 Ray Costict, 303, LB, Mississippi State
- 12 Dave Preston, 333, RB, Bowling Green

1976

- 1a Mike Haynes, 5, DB, Arizona State
- 1b Pete Brock, 12, C, Colorado
(choice from San Francisco)
- 1b Tim Fox, 21, DB, Ohio State
(choice from Houston through San Francisco)
- 2 Ike Forte, 35, RB, Arkansas
- 3 (choice to Chicago)
- 4 (choice to Cleveland through Philadelphia)
- 5 (choice to San Diego)
- 6 (choice to New York Giants)
- 6b Greg Boyd, 170, DE, San Diego State
(choice to Cincinnati)
- 7a Perry Brooks, 202, DT, Southern
(choice from Houston)
- 8a (choice to Philadelphia)
- 8b Stu Betts, 235, RB, Northern Michigan
(choice from Minnesota)
- 9 Doug Beaudoin, 243, DB, Minnesota
- 10 Ricky Feacher, 270, WR, Miss. Valley
- 11 Donnie Thomas, 298, LB, Indiana
- 12 Nathaniel Bell, 325, DT, Tulane
- 13 James Jones, 352, DB, Central Michigan
- 14 David Quehl, 382, WR, Holy Cross
- 15 Bernard Coleman, 409, WR, Bethune-Cookman
- 16 Clifford Brown, 436, DT, Tuskegee
- 17 Todd Anderson, 465, C, Stanford

1975

- 1 Russ Francis, 16, TE, Oregon
- 2 Rod Shoate, 41, LB, Oklahoma.
- 3 Pete Cusick, 66, DT, Ohio State.
- 4a Allen Carter, 86, RB, So. California
(choice from San Diego through Cleveland)
- 4b Steve Burks, 91, WR, Arkansas State
- 5a Steve Grogan, 116, QB, Kansas State
- 5b Steve Freeman, 117, DB, Mississippi St.
(choice from Philadelphia)
- 6 (choice to Detroit)
- 7 Lawrence Williams, 172, WR, Texas Tech
(choice to Chicago)
- 9 (choice to Pittsburgh)
- 10 (choice to Pittsburgh)
- 11 Rene Garnett, 272, DB, Idaho State
- 12a Matt Kendon, 297, DT, Idaho State
- 12b Conredge Holloway, 306, QB, Tennessee
(choice from Washington)
- 13 Joe Harvey, 328, DE, Northern Michigan
- 14 Tom Gossom, 353, WR, Auburn
- 15 Don Clayton, 378, RB, Murray State
- 16 Kerry Marbury, 403, RB, West Virginia
- 17 Myke Horton, 428, T, UCLA



1974

- 1 (choice to San Francisco)
- 2a Steve Corbett, 30, G, Boston College
(choice from Chicago)
- 2b Steve Nelson, 34, LB, North Dakota St.
(choice to Chicago through Washington)
- 3 (choice to Cincinnati)
- 5a Andy Johnson, 113, RB, Georgia
- 5b Charlie Battle, 124, LB-DE, Grambling
(choice from Washington through New Orleans)
- 6a (Choice to Baltimore)
- 6b Chuck Ramsey, 141, P, Wake Forest
(choice from Philadelphia)
- 7 (choice to Pittsburgh)
- 7b Maury Damkroger, 178, LB, Nebraska
(choice from Washington)
- 8 (choice to Chicago)
- 9a Ed McCartney, 209, TE, NE Oklahoma
(from Houston)
- 9b (choice to Washington)
- 10 (choice to Pittsburgh)
- 11 Archie Gibson, 268, RB, Utah State
- 12 Eddie Foster, 296, T, Oklahoma
- 13 Phil Benett, 321, RB, Boston College
- 14 Cecil Bowens, 346, RB, Kentucky
- 15 Sam Hunt, 374, LB, Stephen F. Austin
- 16 Lucious Selmon, 399, DT, Oklahoma
- 17 Gary Hudson, 424, DB, Boston College

1973

- 1a John Hannah, 4, G, Alabama
- 1b Sam Cunningham, 11, RB, Southern Cal
(choice from Los Angeles)
- 1c Darryl Stingley, 19, WR, Purdue
(choice from Chicago)
- 2 (choice to Cleveland through N.Y. Giants)
- 3a Brad Dusek, 56, DB, Texas A&M
- 3b Charles Davis, 79, RB, Alcorn A&M
(choice from Dallas)
- 4 Allen Gallaher, 82, T, So. California
- 5 Doug Dumler, 193, C, Nebraska
(Choice to New Orleans)
- 7 (Choice to Miami)
- 8 Isaac Brown, 185, RB, W. Kentucky
- 9 David Callaway, 212, T, Texas A&M
- 10 Dan Ruster, 238, DB, Oklahoma
- 11 Homer May, 264, TE, Texas A&M
- 12 Bruce Barns, 290, P, UCLA
- 13 Alan Lowry, 316, DB, Texas
- 14 Raymond Hamilton, 342, LB, Oklahoma
- 15 Conde Pugh, 358, DB, Norfolk State
- 16 Mike Kutter, 394, DE, Concordia
- 17 Eddie McAshan, 418, QB-DB, Georgia Tech

1972

- 1a (choice to Minnesota as compensation
for Joe Kapp)
- 1b Choice from Los Angeles for Phil Olsen
sent to NY Giants in trade for Fred Dryer
- 2a (choice to Dallas)
- 2b Tom Reynolds, 49, WR, San Diego State
(choice from Kansas City)
- 3a (choice to Dallas)
- 3b Jim White, 73, DE, Colorado State U.
(choice from Washington through Los Angeles)
- 4 (choice to Dallas)
- 5a (choice to Baltimore)
- 5b Ron Bolton, 124, DB, Norfolk State
(choice from Oakland)
- 6 (choice to Atlanta through New York Giants)
- 7a Clark Hoss, 165, TE, Oregon State

- 7b John Tarver, 165, RB, Colorado
(choice from San Diego)
- 8 Steve Beyrle, 195, G, Kansas State
- 9 Mike Kelson, 220, T, Arkansas
- 10 Mel Caraway, 245, DB, N.E. Oklahoma
- 11 Rodney Cason, 269, T, Angelo State
- 12 Steve Booras, 295, DE, Mesa J.C.
- 13 Sam Elmore, 325, DB, E. Michigan
- 14 Ed Rideout, 350, WR, Boston College
- 15 Joel Kilmek, 375, TE, Pittsburgh
- 16 Eric Dahl, 400, DB, San Jose State
- 17 Junior Ah You, 425, LB, Arizona State

1971

- 1 Jim Plunkett, 1, QB, Stanford
- 2 Julius Adams, 27, DT, Texas Southern
(choice to Buffalo through Oakland)
- 3 (choice to Denver)
- 5 Tim Kelly, 105, LB, Notre Dame
- 6 David Hardt, 131, TE, Kentucky
(choice to Oakland)
- 7 (choice to Buffalo)
- 9 Josh Ashton, 209, RB, Tulsa
- 10 Layne McDowell, 235, T, Iowa
- 11 Dan Schneiss, 251, TE, Nebraska
- 12 John Rodman, 287, T, Northwestern
- 13 Lewis Swain, 313, DB, Alabama A&M
- 14 Alfred Sykes, 339, WR, Florida A&M
- 15 Nick McGarry, 365, TE, Massachusetts
- 16 Jim Zikmund, 391, DB, Kearney State
- 17 Ronald Leigh, 417, DE, Elizabeth City St.

1970

- 1 Phil Olsen, 4, DT, Utah State
- 2 (choice to Houston)
- 3 Mike Ballou, 56, LB, UCLA
- 4 Eddie Ray, 83, DB, LSU
- 5 Bob Olson, 107, LB, Notre Dame
(choice from Miami)
- 6 (choice to Buffalo)
- 7 Odell Lawson, 160, RB, Langston, Okla
(choice to New York Jets)
- 9 Dennis Wirgowski, 212, DE, Purdue
- 10 Henry Brown, 239, K-WR, Missouri
- 11 Dennis Bramlett, 264, T, Texas-El Paso
- 12 Greg Roero, 291, DT, N. Mex. Highlands
- 13 Ronnie Shelley, 316, DB, Troy State
- 14 Garvie Craw, 343, RB/TE, Michigan
- 15 Kent Schoolfield, 368, WR, Florida A&M
- 16 Otis McDaniel, 395, DE, Tuskegee
- 17 Joe Killingsworth, 420, WR, Oklahoma

1969

- 1 Ron Sellers, 6, SE, Florida State
- 2 Mike Montler, 32, G, Colorado
- 3 Carl Garrett, 58, RB, N.M. Highlands
(choice to Denver through Kansas City)
- 5 Onree Jackson, 110, QB, Alabama A&M
(choice to Oakland)
- 7 Rick Hackley, 162, T, New Mexico State
- 8 Bob Gladieux, 188, RB, Notre Dame
- 9a Steve Alexakos, 209, G-LB, San Jose St.
(choice from Buffalo)
- 9b Joe Walker, 214, DE, Albany State
- 10 Dennis Devlin, 240, DB, Wyoming
- 11 Barry Gallup, 266, SE, Boston College
- 12 Richard Lee, 292, DT, Grambling
- 13 Joe Leasey, 318, LB, Alcorn A&M
- 14 John Cagle, 344, LB, Clemson
- 15 Brant Conley, 370, RB-P, Tulsa
- 16 Jim Vuono, 396, LB, Adams State
- 17 George Muse, 472, LB-DB, Grambling



1968

- 1 Dennis Byrd, 6, DT, North Carolina State
- 2 Tom Funchess, 32, T, Jackson State
- 3 Aaron Marsh, 60, FL, Eastern Kentucky
- 4 R.C. Gamble, 88, RB, South Carolina St.
- 5 Jim Smithberger, 116, DB, Notre Dame
(choice to Cincinnati).
- 7 John Schneider, 170, QB, Toledo
- 8 Daryl Johnson, 197, DB, Morgan State
- 9 (choice to Houston)
- 10 John Outlaw, 249, DB, Jackson State
- 11 Paul Feldhausen, 278, T, Northland, Wis.
- 12 James Cheyunski, 305, LB, Syracuse
- 13 Max Huber, 332, T, Brigham Young
- 14 Henry McKay, 358, E, Guilford
- 15 Art McMahan, 385, DB, No. Carolina St.
- 16 Charles Fulton, 413, RB, Tennessee
- 17 Ed Koontz, 440, LB, Catawba

1967

- 1 John Charles, 21, DB, Purdue
- 2 (choice to Kansas City).
- 3 (choice to New York Jets).
- 4 Ed Philpott, 101, DE, Miami (Ohio)
- 5 Melvin Witt, 128, DE, Arlington State
- 6 Ron Medlen, 154, DE, SMU
- 7 Robert Leo, 180, HB, Harvard
- 8 Tom Fussell, 206, DT, LSU
- 9 Charlie Thornhill, 232, DB, Michigan St.
- 10 John Runnels, 257, LB, Penn State
- 11 Leroy Mitchell, 283, FL, Texas Southern
- 12 Dave Davis, 310, T, Harvard
- 13 Ray Ilg, 336, LB, Colgate
- 14 Bobby Beard, 361, LB, Auburn
- 15 Tom Folliard, 388, LB, Mississippi State
- 16 Dik Nocera, 414, HB, Southern Conn.
- 17 Bobby Nichols, 440, TE, Boston Univ.

1966

- 1a Karl Singer, T, Purdue
- 1b Willie Townes, T, Tulsa
- 2a Jim Boudreaux, T, La. Tech
- 2b Ken Avery, LB, Miss. Southern
- 3a Harold Lucas, T, Mich. State
- 3b Ed Toner, G, U. Massachusetts
- 4a (choice to New York)
- 4b Heath Wingate, T, Bowling Green
- 5a John Mangum, T, Miss. Southern
- 5b Ray Perkins, E, Alabama.
- 6a Dan Irby, T, Louisiana Tech
- 6b Joe Avezzano, G, Florida State
- 7a Jim Battles, T, Southern U
- 7b Brent Caston, DB, Mississippi
- 8a Sam Montgomery, DB, Southern
- 8b Tom Schaefer, RB, Chattanooga
- 9a Doug Satcher, LB, Southern
- 9b Jack White, QB, Penn State
- 10 Dennis Brewster, T, BYU
- 10b Bob Ellis, HB, Massachusetts
- 11 (choice to New York)
- 11b Jay Marion, DB, Wyoming
- 12 Dick Fugere, LB, Cincinnati
- 13 Tom Carr, FB, Bates St.
- 14 Bob Hall, DB, Brown
- 15 Billy Laird, QB, La. Tech
- 16 Buddy Owens, G, Michigan State
- 17 Dick Capp, DE, Boston College
- 18 John Pincavage, E-DB, Virginia
- 19 Joe Novogratz, G, Pittsburgh
- 20 Paul Soule, HB, Bowdoin

1965

- 1a Jerry Rush, T, Michigan State
- 1b Dave McCormick, T, LSU
- 2a (Choice to Houston)
- 2b Bob Kowlooski, T, Virginia
- 3a Jim Whalen, E, Boston College
- 3b Bob Cappadonna, FB, Northeastern
- 4a. Ellis Johnson, HB, S.E. Louisiana
- 4b Dick Arrington, G, Notre Dame
- 5a Corwyn Aldredge, E, N.W. Louisiana
- 5b Dennis Smith, DE, Cincinnati
- 6a Justin Canale, G, Mississippi State
- 6b Billy Ezell, DB, LSU
- 7a Tom Neville, T, Mississippi State
- 7b John Hankinson, QB, Minnesota
- 8a Fred Brown, E, Miami
- 8b Beau Colle, DB, LSU
- 9a Bob Malone, T, Louisiana Tech
- 9b Charles Brown, T, Tulsa
- 10 (Choice to Buffalo)
- 10b Dave Hettema, T, New Mexico
- 11a John Frechette, T, Boston College
- 11b Roy Schmidt, G, Long Beach State
- 12a Jim Weatherly, DB, Mississippi
- 12b Leon Stanridge, E, San Diego State
- 13 Charlie Green, QB, Wittenberg
- 14 Jay Cunningham, HB, Bowling Green
- 15 Ted Rodosevitch, G, Cincinnati
- 16 George Pyne, T, Olivet
- 17a White Graves, DB, LSU
- 17b Dave Lee, E, Louisiana Tech
- 18 Ed Meixler, LB, Boston University
- 19 Jim Nance, FB, Syracuse
- 20 Fred Fugazzi, FB, Missouri Valley

1964

- 1 Jack Concannon, QB, Boston College
- 2 Jim Kelly, E, Notre Dame
- 3 (choice to Denver)
- 4 Jon Morris, E, Holy Cross
- 5 (choice to San Diego)
- 6 Jim Mazurek, G, Syracuse
- 7 T.W. Alley, T, William & Mary
- 8a J.D. Garrett, HB, Grambling
- 8b Roger Lalonde, T, Muskingum
- 9 Lennie St. Jean, E, N. Michigan
- 10 (choice to Buffalo)
- 11 Jim Barrett, HB, Boston College
- 12 (choice to Kansas City)
- 13 Joe Scarpati, DB, N. Carolina State
- 14 Jim Wilson, T, Georgia
- 15 Tony Gibbons, T, John Carroll
- 16 Pete Pedro, HB, West Texas State
- 17 Gary Wood, QB-HB, Cornell
- 18 Joe Tiller, T, Montana State
- 19 Bill Dawson, E, Florida State
- 20 Lonnie Farmer, LB, Chattanooga
- 21 Tony Lawrence, T, Bowling Green
- 22 Dave Archer, T, Syracuse
- 23 Dave Humenick, T, Notre Dame
- 24 Larry Bartolameci, T, West Virginia
- 25 Bryan Generalovich, E, Pittsburgh
- 26 Dick Niglio, HB, Yale

1963

- 1 Art Graham, E, Boston College
- 2 LeRoy Jordan, C, Alabama
- 3 Bob Vogel, T, Ohio State
- 4 Bob Reynolds, T, Bowling Green
- 5 Lou Cioci, G, Boston College
- 6 Sam Silas, T, Southern Illinois
- 7 Dick Williamson, E, Alabama
- 8 Rod Foster, G, Ohio State
- 9 Jim Simon, E, Miami
- 10 Don McKinnon, C, Dartmouth



- 11a Dave Hayes, FB , Penn State
(choice from Houston)
- 11b Dave Watson, G , Georgia Tech
- 12a Bill Gambrell, HB , South Carolina
(choice from Buffalo)
- 12b Tim Gauntner, HB, John Carroll
- 13a Dave Adams, T, Arkansas
- 13b Ralph Ferrissi, FB, So. Connecticut
- 14 Whaley Hall, T, Mississippi
- 15 Bob Dentel, C, Miami
- 16 Wes Bryant, T, Arkansas
- 17 Tom Neumann, HB, Michigan
- 18 Dave O'Brien, T , Boston College
- 19 Pat McCarthy, QB , Holy Cross
- 20 Jim Bradshaw, HB , Chattanooga
- 21 Gary Sherman, HB , Bowling Green
- 22 Nate Craddock, FB , Parsons
- 23 Al Snyder, HB, Holy Cross
- 24 Dick Schultz, T , Ohio
- 25 Dennis Gaubatz, G , Louisiana State U
- 26 Jim Tullis, HB, Florida A&M
- 27 Dave Adams, T , Arkansas
- 28 Ron Whaley, HB , Chattanooga
- 29 Dock Kelly, G , Georgia

1962

- 1 Gary Collins, E, Maryland
- 2 LeRoy Jackson, HB, W. Illinois
- 3 Sherwyn Thorson, G, Iowa
(choice to Houston)
- 4 (choice to Dallas)
- 6 John Schopf, T , Michigan
- 8 Benny McRae, HB, Michigan
- 9 Bill Triplett, FB , Miami, Ohio
- 10 John Knight, HB, Valparaiso
(choice to Buffalo)
- 12 (choice to Oakland)
- 13 Nick Buoniconti, G , Notre Dame
- 14 Chas. Sieminski, T , Penn State
- 15 Gerry Goerlitz, , N. Michigan
- 16 Ken Byers, G, Cincinnati
- 17 Scott Maentz, E , Michigan
- 18 Tom Chandler, T, Florida A&M
- 19 Ron Myers, E , Villanova
- 20 Tom Neck, HB , LSU
- 11 John Traynham, HB , VMI
- 22 Bob Asack, T , Columbia
- 23 Walt Crate, HB , Penn Military
- 24 Don Christman, C , Richmond
- 25 Bob Stem, C , Richmond
- 26 Jim Field, QB , LSU
- 27 Al Gursky, HB , Penn State
- 28 Charles Dickerson, T , Illinois
- 29 Julius. Fincke, T , McNeese State
- 30 John L. Finn, T , Louisville
- 31 Mike Ingram, G , Ohio State
- 32 Charles Taylor, HB , Mississippi
- 33 Steve Jastrzembski, E , Pittsburgh
- 34 Ray Lardani, T , Miami (Fla.)

1961

- 1 Tommy Mason, HB , Tulane
- 2 Rip Hawkins, C , North Carolina
- 3 Danny LaRose, E , Missouri
- 4 Mike Zeno, G, Virginia Tech
- 5 Fran Tarkenton, QB , Georgia
- 6 Larry Eisenhauer, T , Boston College
- 7 Paul Terhes, QB , Bucknell
- 8 Charles Long, G , Chattanooga
- 9 Roland Lakes, C , Wichita
- 10 Richard Mueller, E , Kentucky
- 11 Mel West, HB , Missouri
- 12 Wayne Harris, C , Arkansas
- 13 Dan Underwood, T , McNeese State
- 14 James Wright, QB, Memphis State
(choice to Dallas)

- 16 George Balthazar, T , Tennessee A&I
- 17 Ray Ratkowski, HB , Notre Dame
- 18 Tom Rodgers, HB , Kentucky
- 19 Joe Bellino, HB , Navy
- 20 Dan Oakes, G , VPI
- 22 Bob Johnson, E , Michigan
- 23 Darrel DeDecker, C, Illinois
- 24 Don Webb, HB, Iowa State
- 25 Robert Minihane, T , Boston University
- 26 Charles Granger, T , Southern U. (La.)
- 27 Terry Huxhold, T , Wisconsin
- 28 Bryant Harvard, QB , Auburn
- 29 Ernie McMillan, T , Illinois
- 30 George Hulz, T , Mississippi Southern

1960**FIRST SELECTIONS:**

- Buddy Allen, HB , Utah State
- Ron Burton, HB , Northwestern
- Dale Chamberlain, FB , Miami, O.
- Henry Christopher, E , SMU
- Dan Colchicco, E , San Jose State
- Jack Cummings, QB , North Carolina State
- James Davis, C , Oklahoma
- Sarafine Fazio, C , Pittsburgh
- Max Fugler, C , LSU
- Jim Gardner, T , Duke
- James Goodyear, T-G , Wake Forest
- Dave Harris, HB , Kansas
- Al Henderson, T , Colorado State
- James Hickman, T-G , Penn State
- Robert Krantz, FB , Penn State
- Joe Kulbacki, HB , Purdue
- Dee Mackey, E , E. Texas St.
- Leon Manley, G , W. Texas St.
- Cliff Manning, T-G , Hardin-Simmons
- Pete Manning, E , Wake Forest
- Edward Mazurek, T , Xavier
- Bell Meglen, G , Utah State
- Frank Mestnik, FB , Marquette
- Ron Mix, T , USC
- Irvin Nikolai, E , Stanford
- Jim Prestel, T, Idaho
- Bob Salerno, G, Coloardo
- Gerhardt Schwedes, HB , Syracuse
- Richard Soergel, QB , Oklahoma St.
- Larry Wagner, T, Vanderbilt
- Harvey White, QB , Clemson
- Tirey Wileman, HB , SMU
- Gary Wisener, E , Baylor

SECOND SELECTIONS:

- 1. Dave Ames, HB , Richmond
- 2. James Boeke, T/G, Heidelberg
- 3. Billy Brewer, QB , Ole Miss.
- 4. Emanuel Congedo, , T/G , Villanova
- 5. Pat Dye, T/G , Georgia
- 6. John Farrington, WR , Prairie View
- 7. Rich Grecni, C , Ohio U.
- 8. Bud Jones , WR , SMU
- 9. Don Kacmarek , T/G , North Dakota
- 10. John Lawrence, T/G , North Carolina St.
- 11. Ron Maltory, T/G , Purdue
- 12. Bobby Pate, RB , Presbyterian
- 13. Jack Rudolph , LB , Georgia Tech
- 14. Frank Sally , T/G , California
- 15. Bob Spada , E , Duke
- 16. Pete Tunney , HB , Occidental
- 17. Jim Webster , HB , Marquette
- 18. John Wilcox , T/G , Oregon



ALL-TIME TRADES

Editor's Note Below is a noncomprehensive list of the Patriots' all-time trades. Many of the early trade dates and information are missing from the Patriots archives. Any additional information that can contribute to making this list more complete would be greatly appreciated. Please contact the Patriots public relations department with any pertinent details to help our department better assist you in future publications.

** denotes conditional trades*

1960

- Ron Mix (OT) to San Diego for Tom Greene (QB).
- Wray Carlton (FB) to Buffalo for Al Crow (DE).
- 8/25 Gordie Holz (OT) to Denver for Larry Cundiff (C).
- 8/31 Gerhard Schwedes (RB) to NY Titans for Marshall Harris (DB) and Titans seventh round choice in 1961.*

1961

- 4/15 Art Hauser (DT) and Bill Striegel (LB) to Denver for Al Romine (S) and Don King (DE).
- 6/1 Tom Greene (QB) to San Diego for Duane Leopard (LB).
- 10/9 Houston Antwine (G) from Houston for Boston's third round draft choice in 1962.

1962

- Ed "Butch" Songin (QB) to NY Titans for Dick Felt (DB).
- Tony Romeo (TE) (and player named later) from Dallas for rights to Bill Hull (E).

1963

- Gerry DeLucca (OT) from Kansas City for future draft choice.
- Harry Jacobs (LB) sold to Buffalo.
- Bill Hudson (DT) from San Diego for draft choice.
- Charley Theokas (C) sold to NY Jets.
- Dick Klein (OT) sold to Oakland.

1964

- Mack Yoho (DE) from Buffalo for future draft choice.
- Walt Cudzik (C) to Denver in partial payment for draft rights to Jack Concannon (QB).
- Billy Lott (FB) to Denver.
- Bob Schmidt (C/T) from Houston for a draft choice.
- 12/30 Eddie Wilson (QB) acquired from Kansas City for a draft choice and cash.

1965

- 12/20 Jim Colclough (WR) and draft rights to Jim Waskiewicz (C) to NY Jets for John Huarte (QB).

1966

- 1/15 Players lost to expansion draft (Miami) Billy Neighbors (G), Ross O'Hanley (S), Jack Rudolph (LB), Ed Wilson (QB).
- 1/29 Ron Burton (RB) to Kansas City for Jim Fraser (P).
- 9/6 Jim Colclough (WR) from NY Jets for draft choice.

1967

- 10/14 Don Trull (QB) from Houston for draft choice.

1968

- 1/15 Players lost to expansion draft (Cincinnati) Joe Bellino (WR), Jim Boudreaux (OT), J.D. Garrett (RB), White Graves (DB), Ron Hall (DB).
- 6/11 Gene Thomas (RB) from Kansas City for Patriots' fourth round choice in 1969.
- 7/20 Babe Parilli (QB) to NY Jets for Myron (Mike) Taliaferro (QB).
- 8/28 Bob Cappadonna (RB) to Buffalo for Bills' ninth round choice in 1969.
- John Williamson (LB) from Oakland for Patriots' sixth round choice in 1969.

**ALL-TIME TRADES****1969**

- 3/24 Leroy Mitchell (CB) and Patriots' second round choice in 1970 to Houston for Sid Blanks (RB), Larry Carwell (CB), Ron Caveness (LB), and Charlie Frazier (WR).
- 3/24 Nick Buoniconti (LB) to Miami for John Bramlett (LB), Kim Hammond (QB), and Miami's fifth choice in 1970.
Tom Janik (S) from Buffalo for Patriots' sixth choice in 1970.
Ezell Jones (DE) from NY Jets for draft choice.

1970

- 4/14 Jim Whalen (TE) to Denver for Tom Beer (TE).
- 8/31 Ike Lassiter (DE) from Oakland for Patriots' third and seventh round draft choices in 1971.

1971

- 2/1 Jim Schmedding (G) from San Diego for Patriots sixth round choice in 1972.*
- 7/8 Mike Haggerty (OT) from Pittsburgh for Marty Schottenheimer (LB) and Patriots' 14th round choice in 1972.
- 7/13 Phil Olsen (DE) to Los Angeles for Rams' first choice in 1972.
- 7/19 Willis Crenshaw (RB) from Denver for Patriots' sixth round choice in 1972.*
- 7/23 Steve Kiner (LB) from Dallas for Patriots' fourth round choice in 1972.
- 7/31 Halvor Hagen (DE) and Honor Jackson (WR) from Dallas for Patriots' second and third round choices in 1972 [this deal originally included Duane Thomas (RB) and Carl Garrett (RB)].
- 7/31 Richie Moore (OT) from Green Bay for John Bramlett (LB).*
- 8/9 Ara Person (TE) from Pittsburgh for Jim Clack (C).
- 9/7 Dave Rowe (DT) from Houston for Tom Funchess (OT).
- 9/8 Mike Haffner (WR) from Denver for Patriots' 13th choice in 1972.*
- 9/8 Eddie Ray (RB) to San Diego for Chargers' seventh round choice in 1972.
- 9/16 Warren Koegel (C) to Oakland for Raiders' fifth round choice in 1972.
- 9/22 Mo Moorman (G) to Kansas City for Chiefs' second round choice in 1972.
- 9/27 Ron Gardin (DB) from Baltimore for Patriots' fifth round choice in 1972.
- 10/1 Phil Clark (S) from Pittsburgh for Rocky Bleier (RB).
- 11/4 Reggie Rucker (WR) acquired from NY Giants (via waivers) for Patriots' sixth round choice in 1972.

1972

- 2/1 Fred Dryer from NY Giants for Patriots' first choice in 1972 and their second round draft choice in 1973.
- 3/27 Ed Philpott (LB) to San Diego for Chargers' seventh round choice in 1973.
- 4/27 Fred Dryer (DE) to Los Angeles for Rick Cash (DT) and Ram's first choice in 1973.
- 5/20 Houston Antwine (DT) to Philadelphia for Billy Hobbs (LB).
- 6/28 Ron Gardin (DB) to Pittsburgh for Steelers' sixth round choice in 1973.*
- 6/29 Jim Flanigan (LB) from New Orleans for Patriots' sixth round choice in 1973.
- 7/14 Ron Sellers (WR) to Dallas for Cowboys' fourth round choice in 1973.
- 7/15 Ike Lassiter (DE) to Washington for Baltimore's ninth round choice in 1973.*
- 7/19 Bill Atessis (DE) to St. Louis for Cardinals' fifth round choice in 1973.*
- 7/24 Jim Nance (RB) to Philadelphia for Eagles' fourth choice in 1973.*
- 7/31 Eric Crabtree (WR) to Denver for Broncos' seventh round choice in 1973.*
- 7/31 Jim Benien (P) from Detroit for Patriots' fifth round choice in 1973.*
- 7/31 Bob Windsor (TE) from San Francisco for Patriots' first choice in 1974.
- 7/31 Clark Hoss (TE) to Cleveland for Browns' seventh round choice in 1973.*
- 8/4 Steve Kiner (LB) to Miami for Bob Griffin (OT).
- 8/7 Ernie Holmes (DT) sold to Pittsburgh.
- 8/25 Wayne Mass (OT) from Miami for Patriots' seventh round choice in 1973.
- 8/29 Greg Slough (LB) from Oakland for future considerations

1973

- 1/30 Carl Garrett (RB) to Chicago for Detroit's first round choice in 1973.
- 4/19 Jim Cheyunski (LB), Halvor Hagen (DE) and Mike Montler (OT) to Buffalo for Edgar Chandler (LB), Jeff Lyman (LB), and Wayne Patrick (RB).
- 5/16 Bob Adams (TE) from Pittsburgh for Patriots' seventh round choice in 1974.

**ALL-TIME TRADES (cont.)**

- 7/2 Lloyd Voss (DE) from Denver for Patriots' eighth round choice in 1974.*
- 7/3 Herb Adderley (DB) from Dallas for Patriots' 10th choice in 1974.*
- 7/6 Ron Berger (TE) to Buffalo for Ken Lee (LB).
- 7/25 Herb Adderley (DB) to Los Angeles for Bill DuLac (G).
- 7/25 Jeff Lyman (LB) to Los Angeles for Rams' seventh round choice in 1974.*
- 7/26 Mel Lunsford (DE) from Washington for Patriots' fifth round choice in 1974.
- 8/7 John Smith (K) to Pittsburgh for Steelers' 10th choice in 1974.*
- 8/9 Bill DuLac (G) to Green Bay for Kevin Hunt (OT).
- 8/16 Tom Reynolds (WR), Ken Lee (LB) and Patriots eighth round choice in 1974 to Chicago for Bears' second round and fourth round choices in 1974.
- 8/22 Bill Peterson (LB) from Cincinnati for Patriots' fourth round choice in 1974.
- 8/29 Jerry List (RB) from Oakland for Patriots' 11th round choice in 1984.*
- 8/29 Henry Matthews (RB) to New Orleans for Saints' fifth round choice in 1974.
- 8/29 Charlie Richards (QB) from Washington for Patriots' ninth round choice in 1974.*
- 9/3 Ralph Anderson (S) from Pittsburgh for Chicago's fourth round choice in 1974 (through New England)
- 9/6 Brad Dusek (LB) and Patriots' third round choice in 1974 to Washington for Donnel Smith (DE) and Redskins' seventh round choice in 1974.
- 9/10 Dennis Wirgowski (DE) to Philadelphia for Eagles' sixth round choice in 1974.
- 9/10 Brian Stenger (LB) from Pittsburgh for Patriots' 10th round choice in 1974.

1974

- 1/29 Dick Gordon (WR) from Green Bay for John Mosier (TE).
- 1/30 Jack Mildren (DB) from Baltimore for Patriots' sixth round choice in 1974.
- 1/30 Steve Kiner (LB) to Houston for Oilers' ninth round choice in 1974.
- 8/7 Archie Pearmon (DE) sold to Detroit.
- 8/13 Don Highsmith (RB) from Atlanta for Patriots' 12th round choice in 1975.
- 8/14 Dave Lewis (P) purchased from Cincinnati.
- 8/14 James Callier (DE) sold to Chicago.
- 8/16 George Webster (LB) from Pittsburgh for Patriots' 10th round choice in 1975.
- 8/23 Dave Rowe (DT) to San Diego for Chargers' sixth round choice in 1975.
- 9/4 Dave Mason (S) to Green Bay for Packers' 10th round choice in 1975.*
- 9/10 Tony McGee (DE) from Chicago for Patriots' eighth round choice in 1975 and third round choice in 1976.
- 9/11 Craig Hanneman (DE) from Pittsburgh for Patriots' ninth round choice in 1975.

1975

- 1/23 John Tarver (RB) to Philadelphia for Eagles' fifth round choice in 1975 and eighth round choice in 1976.
- 1/28 Reggie Rucker (WR) to Cleveland for San Diego's fourth round choice in 1975 (through Cleveland).
- 1/28 Leon Crosswhite (RB) acquired from Detroit for Patriots' sixth round choice in 1975 and Philadelphia's eighth round choice in 1976.
- 1/29 NFL rights to Eddie Foster (OT) traded to Washington Redskins' 12th choice in 1975.
- 2/5 Joe Sweet (WR) to San Diego for past considerations.
- 7/3 Bob Howard (CB) from San Diego for Chargers' fifth round choice in 1976.
- 7/15 Steve Zabel (LB) from Philadelphia for Patriots' fourth and eighth round choices in 1976.
- 7/30 Jon Morris (C) to Detroit for Lions' sixth round choice in 1976.
- 7/31 Josh Ashton (RB) to New Orleans for Saints' seventh round choice in 1976.
- 8/5 Bob Adams (TE) to Houston for Oilers' seventh round choice in 1976.*
- 8/21 Lawrence Williams (WR) to New Orleans for Saints' eighth round choice in 1976.*
- 8/21 Leon McQuay (RB) from NY Giants for Patriots' sixth round choice in 1976.
- 8/28 Durwood Keeton (S) from St. Louis for undisclosed future draft choice.
- 9/1 Derrick Williams (DB) from Los Angeles for undisclosed future draft choice.*
- 9/8 Doug Dressler (RB) from Cincinnati for Patriots' seventh round choice in 1976.

1976

- 3/30 Players lost due to NFL expansion draft (to Seattle and Tampa Bay) QB Neil Graff and RB Kerry Marbury to Seattle, (S) Durwood Keaton to Tampa Bay.
- 4/5 QB Jim Plunkett to San Francisco for QB Tom Owen and the 49ers two first round draft choices (one through Houston) in 1976 and the 49ers first and second round choices in 1977.
- 4/8 (CB) Ron Bolton to Cleveland for (OT) Bob McKay.

**ALL-TIME TRADES (cont.)**

- 4/9 Doug Cumler (OC) to Minnesota for the Vikings' eighth round draft choice in 1976 and sixth round choice in 1977.
- 4/28 Leon McQuay (RB) to Oakland for the Raiders' 10th round draft choice in 1977.
- 9/6 Marlin Briscoe (WR) from Detroit for sixth round choice in 1977.

1977

- 3/11 Joe Blahak (DB) to Minnesota for cash.
- 8/22 Harold Hart (RB) to Washington for conditional draft choice.
- 9/6 John Sanders (DB) to Philadelphia for Eagles' eighth round draft choice (through Buffalo) in 1978.
- 10/4 Arthur Moore (NT) to Cleveland for conditional draft choice.

1978

- 8/14 Bob McKay (OT) to Detroit for Jim Mitchell (DE).
- 8/15 Mike Burke (P) from Denver for conditional draft choice.
- 8/16 Harold Jackson (WR) from Los Angeles for the Patriots' third round draft choice in 1979 and their fourth round choice in 1980.
- 8/22 Dave Pureifory (DE) from Pittsburgh for Patriots' sixth round choice in 1979.
- 8/23 Tom Neville (OT) to Denver for Broncos' 10th round choice in 1979.
- 9/13 Bob McKay (OT) from Detroit for Patriots' 12th round choice in 1979.

1979

- 8/15 Leon Gray (OT) to Houston for Oilers' first and sixth round draft choices in 1980, plus cash.

1980

- 2/7 Mike St. Clair (DE) from Cleveland for Patriots' own sixth round choice in 1980 and Ernest Price (DE) from Cleveland for Patriots' 10th round choice in 1981.
- 4/17 Chuck Foreman (RB) from Minnesota for conditional draft choice in 1981 (third round).
- 7/26 Ed O'Neill (LB) from Detroit for Patriots' ninth round draft choice in 1981.

1981

- 4/23 Sam Adams (OG) to New Orleans for Saints' eighth round draft choice in 1981.
- 6/19 Mel Lunsford (DE) to Cincinnati Bengals for cash.
- 8/31 Bill Currier (DB) to New York Giants for Giants' 11th round draft choice in 1982 (used to draft QB Steve Sandon).
- 9/25 Horace Ivory (RB) to Seattle for Seahawks' third round draft choice in 1982 (used to pick LB Clayton Weishuhn).

1982

- 4/27 Tim Fox (FS) to San Diego for Chargers' second round draft choice in 1982 (Robert Weathers, RB) and their third round choice in 1983 (Steve Moore, OT).
- 4/27 Russ Francis (TE) and Patriots' 1982 second round draft choice to San Francisco for the 49ers first (Lester Williams, NT), both seconds (Andre Tippett, LB and Darryl Haley, OT) and fourth round (Brian Ingram, LB) draft choices in 1982.
- 4/28 Rod Shoate to Chicago for the Bears' fifth round draft choice in 1983 (Smiley Creswell, DE).
- 5/25 John Lee (DE) to Chicago for conditional undisclosed draft choice.
- 8/2 Bill Matthews (LB) to NY Giants for undisclosed 1982 draft choice (James Williams, TE).
- 8/25 Tom Owen (QB) to Washington for Tom Flick (QB).
- 9/2 Tony McGee (DE) to Washington for a Redskins' middle round choice in 1984.

**ALL-TIME TRADES (cont.)****1983**

- 9/6 Shelby Jordan (OT) to the Los Angeles Raiders for the Raiders' fourth round choice in 1985.
- 9/13 Don Hasselbeck to the Los Angeles Raiders for Derrick Ramsey (TE).
- 11/11 Mike Haynes (CB) and the Patriots' seventh round choice in 1985 to the Los Angeles Raiders for the Raiders' first round choice in 1984 (traded to Cincinnati along with three other choices for the first overall pick in the 1984 draft, used to draft Irving Fryar) and their second round choice in 1985.

1984

- 2/22 Patriots obtain Tony Franklin (K) from Philadelphia for a 1985 sixth round selection (156th pick overall) in which the Eagles drafted Ken Reeves (OT, Texas A&M).
- 7/31 Patriots obtain Seattle's 1986 second round selection (42nd pick overall - Mike Ruth, NT, Boston College) in exchange for Bob Cryder (T).
- 8/20 Patriots obtain Luke Prestridge (P) from Denver for a 1985 10th round selection (269th pick overall - Buddy Funck, QB, New Mexico)
- 8/21 Patriots obtain Greg Hawthorne (WR) from Pittsburgh for a 1985 ninth round selection (242nd pick overall - Andre Harris, DB, Minnesota).
- 8/27 Patriots obtain Rod McSwain (DB) from Atlanta for a 1985 eighth round selection (215th pick overall - Ronnie Washington, LB, N.E. Louisiana).
- 9/11 Patriots obtain 1984 seventh round selection (192nd overall - Derwin Williams, WR, New Mexico) for Ricky Smith (CB).

1985

- 4/30 Patriots obtain 1985 first, second, and third round selections from San Francisco and draft Trevor Matich (C, BYU, 28th pick overall), Ben Thomas (DE, Auburn, 56th pick overall), and Audrey McMillian (DB, Houston, 84th overall) in exchange for New England's 1985 1st and third round selections, where the 49ers drafted Jerry Rice (WR, Mississippi Valley St., 16th pick overall) and Ricky Moore (RB, Alabama, 75th pick overall).
- 5/18 Patriots obtain L.A. Raiders 1985 second round selection (52nd pick overall - Jim Bowman, DB, Central Michigan) as final compensation for the Mike Haynes deal in 1983.
- 7/2 Patriots obtain undisclosed 1986 draft pick from Indianapolis for Tim Golden (LB, Florida).
- 5/1 Patriots obtain L.A. Raiders 1985 fourth round selection (108th pick overall - Gerard Phelan, WR, Boston College) as final compensation for the Shelby Jordan trade in 1983.

1986

- 4/29 Patriots obtain Tampa Bay's 1987 fifth round selection (116th pick overall - Tom Gibson, TE, Northern Arizona) in exchange for New England's 1986 sixth round selection (165th pick overall - Kevin Walker, DB, East Carolina).
- 7/22 Patriots obtain Willie Scott (TE) from Kansas City for a 1987 eighth round selection (218th pick overall - Michael Clemons, RB, William & Mary).
- 8/11 Patriots obtain Washington's 1987 third round selection (81st pick overall) for the rights to Ricky Sanders (WR).
- 9/29 Patriots obtain San Diego's fifth round selection (through Tampa Bay) and draft Danny Villa (113th pick overall) in exchange for Vencie Glenn (CB).

1987

- 2/19 Patriots obtain Sean Ferrell (OG) from Tampa Bay for their 1987 second, seventh and ninth round selections. Tampa drafted Don Smith (RB, Mississippi, 51st pick overall), Harry Swayne (DE, Rutgers, 190th pick overall), and Greg Davis (P, Citadel, 246th pick overall).
- 5/6 Patriots obtain Minnesota's 1988 fourth round selection (97th overall - Sammy Martin, WR/KR, LSU) in exchange for Rich Gannon (QB).
- 7/27 Patriots obtain Tampa Bay's 1988 fourth round selection (87th pick overall - Tim Goad, NT, North Carolina) in exchange for Darryl Haley (T).
- 8/17 Patriots obtain Jim Romano (C) from Houston for an undisclosed future draft choice in 1988.
- 9/2 Patriots obtain a 10th round draft choice in 1988 from the L.A. Raiders (267th pick overall - Rodney Lossow, C, Wisconsin) in exchange for Brian Holloway (T).

**ALL-TIME TRADES (cont.)**

- 10/13 Patriots obtain Doug Flutie (QB) from Chicago in exchange for their 1988 eighth round selection (208th pick overall - David Tate, DB, Colorado).

1988

- 4/24 Patriots obtain Minnesota's 1989 ninth round selection (248th pick overall - Curtis Wilson, OC, Missouri) for their 1988 11th round selection (296th pick overall - Norman Floyd, DB, South Carolina).
- 4/24 Patriots obtain Washington's 1989 fourth round selection (96th pick overall) and draft Maurice Hurst (DB, Southern) in exchange for their 1988 fifth round selection (127th pick overall - Carl Mims, DB, Sam Houston St.).
- 4/25 Patriots obtain Minnesota's 1989 ninth round selection (247th pick overall - Curtis Wilson, OC, Missouri) in exchange for their 1988 11th round selection (296th pick overall - Norman Floyd (DB, South Carolina).
- 8/16 Patriots obtain Tony Stephens (NT) from New Orleans for a future draft choice.
- 8/22 Patriots obtain Thomas Benson (LB) from San Diego in exchange for their 1989 seventh round selection (183rd pick overall - Marion Butts, RB, Florida State).
- 8/26 Patriots obtain Tampa Bay's 1989 third round selection (63rd pick overall - Marv Cook, TE, Iowa) in exchange for Stephen Starring (WR).
- 8/29 Patriots obtain Mike Baab (C) from Cleveland in exchange for their 1989 fifth round selection (127th overall - Vince Workman, RB, Ohio State).

1989

- 4/23 Patriots obtain L.A. Raiders 1989 sixth (165th pick overall - Eric Mitchel, RB, Oklahoma) and eighth round selections (223rd pick overall - Tony Zackery, DB, Washington) in exchange for the Patriots' 1989 sixth round selection (156th pick overall - Doug Lloyd, RB, N. Dakota State).
- 4/26 Patriots obtain Monte Robbins (P) from Washington for a 1990 fourth round selection (86th pick overall - Cary Conklin, QB, Washington).

1990

- 4/22 Patriots obtain two 1990 first round selections from Seattle (eighth overall - Chris Singleton, LB, Arizona and 10th overall - Ray Agnew DE, North Carolina State) in exchange for their 1990 first round selection (third pick overall - Cortez Kennedy, DT, Miami) and their second round selection (29th pick overall - Terry Wooden, LB, Syracuse).
- 4/22 Patriots obtain Buffalo's 1990 fourth and 12th round selections (322nd pick overall - Blaine Rose, OG, Maryland) in exchange for two of their seventh round picks in 1990 (one of which came from Dallas).
- 4/22 Patriots obtain Dallas' 1990 third and fifth round selections (80th overall - Greg McMurtry, WR, Michigan and 120th pick overall - James Gray, RB, Texas Tech) in exchange for their third (originally Seattle's) sixth, and eighth round selections.

1991

- 4/20 Patriots obtain Dallas' 1991 first round (11th overall - Pat Harlow, T, Southern Cal) and second round selections (41st overall - Jerome Henderson, CB, Clemson) plus veterans Ron Francis (CB), David Howard (LB), and Eugene Lockhart (LB) all in exchange for New England's 1991 first round selection (first pick overall - Russell Maryland, DT, Miami).
- 4/21 Patriots obtain Houston's first round selection (17th pick overall - later traded) in exchange for their 1991 second round selection (28th pick overall) and fourth round selection (101st pick overall).
- 4/21 Patriots obtain Dallas' first round selection (14th pick overall, through New Orleans) and draft Leonard Russell (RB, Arizona State) in exchange for their first round selection (17th pick overall, acquired from Houston) and for New England's 1991 fourth round selection (110th pick overall, through Buffalo). Dallas drafted Kevin Harris (DE, Texas Southern).
- 4/22 Denver's fourth round choice in 1991 from New England to Pittsburgh for the Steelers' fourth and fifth round choices in 1991. Pittsburgh selected defensive back Sammy Walker (Texas Tech). New England traded Pittsburgh's fourth-round choice in 1991 to the L.A. Raiders for Dallas' fifth round choice in 1991 and the Raiders' fourth round choice choice in 1992. The Raiders selected Raghib Ismail (Notre Dame). New England selected TE Ben Coates (Livingstone).

**ALL-TIME TRADES (cont.)**

- 4/22 Patriots obtained San Diego's 1991 11th round selection (303rd pick overall, through the L.A. Raiders), draft Paul Asbury (P, S.W. Texas State), and a 1992 fourth round selection (90th pick overall) where the Patriots drafted Dion Lambert (DB, UCLA) in exchange for a 1991 fifth round selection (127th pick overall, acquired from Pittsburgh earlier in the draft). San Diego drafted Floyd Fields (DB, Arizona State).
- 9/17 Patriots obtain Jesse Solomon (LB) from Dallas for a future draft choice.
- 9/18 Patriots obtain Tampa Bay's 1992 fifth round selection (116th pick overall - Dwayne Saab, LB, New Hampshire) in exchange for Jesse Solomon (LB).

1992

- 4/26 Patriots obtain Dallas' 1992 first (13th pick overall - Eugene Chung, OL, Virginia Tech) and third round selections (71st pick overall - Kevin Turner, FB, Alabama) in exchange for their 1992 first (19th pick overall - Tony Smith, RB, Dallas traded to Atlanta), second (37th pick overall - Darren Woodson, CB, Arizona State), and their fourth round selections (104th pick overall, Dallas traded to Atlanta who drafted Franki Smith, DB, Baylor).
- 4/26 Patriots obtain Phoenix's 1992 second round selection (35th pick overall - Rod Smith, CB, Notre Dame) in exchange for their second (37th pick overall, from Atlanta - Tony Sacca, QB, Penn State) and fourth round selections (100th pick overall, from the L.A. Raiders - Michael Bankson (NT, Sam Houston State).

1993

- 3/30 Patriots obtain a 1993 fourth round selection (99th overall) from Green Bay in exchange for RB John Stephens.
- 4/1 Patriots obtain Miami's 1993 second round selection (51st pick overall - Todd Rucci, G, Penn State) and a 1994 third round selection (90th pick overall, Joe Burch, C, Texas Southern) in exchange for Irving Fryar (WR).
- 4/26 Patriots obtain San Francisco's 1993 fourth and fifth round selections (110th and 138th picks overall) and draft Corwin Brown (S, Michigan) and Richard Griffith (TE, Arizona) in exchange for a 1993 fourth round selection (99th pick overall, acquired from Green Bay in a trade for John Stephens). San Diego drafted Lewis Bush (LB, Washington State).
- 4/26 Patriots obtain Adrian White (DB) from Green Bay for a conditional 1994 seventh round selection (184th pick overall). Green Bay traded their selection to Denver who in turn drafted Butler By'Not'e (RB, Ohio State).
- 4/26 Patriots obtain Dallas' 1994 seventh round selection (222nd pick overall - Marty Moore, LB, Kentucky) in exchange for Hugh Millen (QB).
- 8/16 Patriots obtain George Williams (NT) from Cleveland for Rob McGovern (LB).
- 8/26 Patriots obtain Seattle's 1994 sixth round selection (168th pick overall - Max Lane, OT, Navy) for Jon Vaughn (RB).

1994

- 4/25 Patriots acquire running back Marion Butts and a third round draft choice (78th overall - Ervin Collier, NT, Florida A&M) from the San Diego Chargers in exchange for the Patriots' third (70th overall - Andre Coleman) and fifth round selections (137th overall - Aaron Laing).
- 4/25 Patriots acquire a fourth (121st overall - John Burke, TE, Virginia Tech) and a fifth round selection from Arizona in exchange for the Patriots' fourth round selection (107th overall - Perry Carter).
- 8/10 Patriots obtain RB Leroy Thompson from the Pittsburgh Steelers for the Patriots 1995 fourth-round selection (120th overall - Oliver Gibson).

1995

- 4/23 Patriots acquire Kansas City's 1995 fourth-round choice (112th overall - David Wohlabough) for the Patriots' 1996 third-round selection.
- 4/23 Patriots obtain a seventh-round pick (234th overall - Carlos Yancy) from Cleveland for their seventh-round selection (231st overall - A.C. Tellison).



FREE AGENCY COMINGS AND GOINGS

The advent of unrestricted free agency has created a tremendous amount of player movement in recent years. The trend began in 1989, when the NFL owners and the NFL Players Association agreed on Plan B free agency, which allowed "unprotected players" the freedom to sign with any NFL club. The current Collective Bargaining Agreement went into effect on May 6, 1993 and continues through the 1999 season. Below are some definitions of three categories of free agency.

Unrestricted Free Agent: Any player with five or more accrued seasons shall become an unrestricted free agent when his contract expires. Such a player is free to negotiate with any club. Other clubs may sign an unrestricted free agent without penalty or restrictions.

Restricted Free Agent: Any player with three or more accrued seasons, but less than five accrued seasons shall become a restricted free agent when his contract expires. Such a player is free to negotiate and sign with any club. If a restricted free agent is lost to another team, compensation is due to the original team. (Compensation is subject to a variety of restrictions which are outlined in the Collective Bargaining Agreement).

Negotiating Rights of Players with less than Three Accrued Seasons:

Any veteran player with less than three accrued seasons whose contract has expired may negotiate or sign only with his prior club if a tender is offered on or before March 1. If the club does not offer a tender by this date, the player shall be completely free to negotiate and sign with any other club.

Since the current CBA took effect in 1993, the Patriots have signed 20 players and only lost nine. Below are the year-by-year comings and goings. All players listed are unrestricted free agents unless otherwise indicated (see notes at the bottom of the page).

FREE AGENTS SIGNED

1995 (6)

| | | |
|-----------------------|----|--------------|
| Bobby Abrams | LB | Minnesota |
| Jeff Dellenbach | C | Miami |
| Jon Hand | DE | Indianapolis |
| David Meggett | RB | NY Giants |
| Tim Roberts (R) | DE | Houston |
| Reggie White* | NT | San Diego |

1994 (6)

| | | |
|----------------------|----|-----------|
| Steve DeOssie | LB | NY Jets |
| Myron Guyton | CB | NY Giants |
| Bob Kratch | G | NY Giants |
| Mike Jones* | DE | Arizona |
| Ricky Reynolds | CB | Tampa Bay |
| Blair Thomas | RB | NY Jets |

1993 (8)

| | | |
|---------------------|----|--------------|
| Mike Farr | WR | Detroit |
| Aaron Jones | DE | Pittsburgh |
| Mike Pitts | DE | Philadelphia |
| Leon Seals | DT | Philadelphia |
| Scott Secules | QB | Miami |
| Reyna Thompson ... | CB | NY Giants |
| Steve Trapilo | G | New Orleans |
| John Washington ... | DE | Atlanta |

FREE AGENTS LOST

1995 (6)

| | | |
|----------------------|----|--------------|
| Ray Agnew | DE | NY Giants |
| Harlon Barnett | S | Minnesota |
| David Bavaro* | LB | New Orleans |
| Tim Goad | NT | Cleveland |
| Michael Timpson .. | WR | Chicago |
| Kevin Turner (R) ... | FB | Philadelphia |

1994 (3)

| | | |
|----------------------|----|-----------|
| Greg McMurtry ... | WR | L.A. Rams |
| Leonard Russell+ .. | RB | Denver |
| Brent Williams | DE | Seattle |

1993 (0)

(R) indicates restricted free agents.

* indicates restricted free agent who was not tendered a qualifying offer.

+ restricted free agent whose rights were relinquished.

**"PLAN B" FREE AGENCY COMINGS AND GOINGS****FREE AGENTS SIGNED****1992 (5)**

| | | |
|----------------------|----|------------|
| Scott Bowles | G | 49ers |
| Alex Johnson | WR | Houston |
| Rob McGovern | LB | Pittsburgh |
| Randy Robbins | S | Denver |
| Larry Williams | G | Saints |

1991 (3)

| | | |
|----------------------|----|---------|
| Ivy Joe Hunter | FB | Colts |
| Victor Jones | RB | Houston |
| Hugh Millen | QB | Atlanta |

1990 (10)

| | | |
|------------------------|----|------------|
| George Adams | RB | NY Giants |
| Chris Gambol | OT | Detroit |
| Chris Gannon | DE | San Diego |
| Ernest Gibson | CB | Miami |
| Richard Harvey | LB | Buffalo |
| Ilija Jarostchuk | LB | Phoenix |
| Damian Johnson | T | NY Giants |
| Jamie Morris | RB | Washington |
| Zeke Mowatt | TE | NY Giants |
| Bob White | C | Dallas |
| Tony Zakery | S | Atlanta |

1989 (6)

| | | |
|---------------------|-----|-------------|
| Greg Davis | K | Atlanta |
| David Douglas | G/C | Cincinnati |
| Gary Jeter | DE | LA Rams |
| Mike Jones | WR | Kansas City |
| Eric Sievers | TE | LA Rams |
| David Viaene | T | Houston |

FREE AGENTS LOST**1992 (10)**

| | | |
|------------------------|----|------------|
| Rob Carpenter | WR | NY Jets |
| Stan Clayton | OL | Pittsburgh |
| Harry Colon | S | Detroit |
| Elbert Crawford | G | Denver |
| Millard Hamilton | WR | NY Giants |
| Jon Melander | G | Cincinnati |
| Ed Reynolds | LB | NY Giants |
| Jason Staurowsky | K | NY Jets |
| David Viaene | T | Green Bay |
| Tony Zackery | S | Cleveland |

1991 (8)

| | | |
|------------------------|----|-----------|
| Ventson Donelson | CB | Green Bay |
| Brian Hansen | P | Cleveland |
| Tim Hauck | S | Green Bay |
| Cedric Jones | WR | Houston |
| Jamie Lawson | RB | Tampa Bay |
| Eric Siever | TE | Miami |
| Mosi Tatupu | RB | L.A. Rams |
| Jamie Morris | RB | Minnesota |

1990 (17)

| | | |
|------------------------|----|-------------|
| Glenn Antrum | WR | NY Jets |
| Mike Baab | C | Cleveland |
| Aaron Chubb | LB | Green Bay |
| Raymond Clayborn | CB | Cleveland |
| Terrence Cooks | LB | Dallas |
| Patrick Egu | RB | NY Jets |
| Howard Feggins | CB | NY Giants |
| Milford Hodge | DE | Washington |
| Darryl Holmes | FS | Pittsburgh |
| Lawrence McGrew | LB | Cleveland |
| Emanuel McNeil | NT | NY Jets |
| Mike Morris | C | Kansas City |
| Tom Rehder | T | NY Jets |
| Rodney Rice | CB | Tampa Bay |
| Peter Shorts | DE | Kansas City |
| David Ward | LB | Kansas City |
| Curtis Wilson | C | Detroit |

1989 (10)

| | | |
|---------------------|----|-------------|
| Thomas Benson | LB | LA Raiders |
| Elgin Davis | RB | Pittsburgh |
| Teddy Garcia | K | Phoenix |
| Ernest Gibson | CB | Miami |
| Tom Gibson | DE | Cleveland |
| Eric Naposki | LB | Dallas |
| Eugene Profit | CB | Washington |
| Darryl Usher | WR | Cleveland |
| Toby Williams | NT | Green Bay |
| Troy Wolkow | G | Kansas City |

EXPANSION DRAFT DEPARTURES

In addition to the free agent departures, the Patriots also lost three players in the NFL expansion draft in 1995. Defensive back Rod Smith was Carolina's first overall selection. The Panthers also claimed wide receiver Steve Hawkins. Jacksonville's only Patriots pick was former first-round draft choice Eugene Chung (guard).

**PATRIOTS OVERTIME GAMES**

The Patriots are 7-13 all-time in regular-season overtime games and currently have a two game winning streak in overtime games. The Patriots are 3-10 when the game is decided by a field goal and 4-3 when a touchdown is the deciding factor.

9/26/77 at Cleveland 30, Patriots 27 L

John Smith kicked a 28-yard field goal with no time remaining in regulation that sent the game into overtime. Don Cockroft capped a 10-play, 53-yard drive when he kicked a 35-yard game winning field goal after 4:45 of overtime.

9/03/79 Pittsburgh 16, at Patriots 13 L

Current Patriot Matt Bahr drilled a 41-yard field goal to give the Steelers the victory at the 5:10 mark in overtime. The clutch field goal came on Bahr's first professional attempt in his first game.

11/25/79 Buffalo 16, at Patriots 13 L

Buffalo's Nick Mike-Mayer kicked a 29-yard field goal 4:45 into overtime to give the Bills the victory.

12/08/80 at Miami 16, Patriots 13 L

Uwe von Schamann's 23-yard field goal, his third of the day, gave Miami the three point victory, 3:20 into overtime.

9/27/81 at Pittsburgh 27, Patriots 21 L

Patriots came back from 21-7 deficit, when they scored two touchdowns in the fourth quarter. Unfortunately, Terry Bradshaw hit Lynn Swann with a 24-yard touchdown pass 3:19 into overtime to thwart the Patriots hopes for victory.

11/08/81 Miami 30, at Patriots 27 L

John Smith nailed a 34-yard field goal with 10 seconds remaining in regulation that sent the game into overtime. Then, 7:09 into the extra quarter, Uwe von Schamann kicked a 30-yard field goal that gave the Dolphins the victory.

9/04/83 Baltimore 29, at Patriots 23 L

The Colts' Raul Allegre kicked a 33-yard field goal as time expired in the fourth quarter to send the game into overtime. Then on the first play of overtime, LB Johnnie Cooks picked up a Tony Collins fumble and rumbled 52 yards for the game winning score.

11/24/85 at N.Y. Jets 16, Patriots 13 L

Tony Franklin's 28-yard field goal with 16 seconds remaining in regulation sent the game into overtime. In the extra session, the Jets' Pat Leahy kicked a 32-yard field goal to give the Jets a 16-13 win.

11/15/87 Dallas 23, at Patriots 17 L

The Cowboys' Roger Ruzik's 20-yard field goal with 28 seconds remaining in regulation tied the game at 17. In overtime, Herschal Walker streaked 60 yards for the game winning touchdown.

11/29/87 Philadelphia 34, at Patriots 31 L

The Patriots scored the final 21 points of regulation to send the game into overtime. The Eagles' Paul McFadden, attempted his second field goal in overtime and was successful from 38 yards after 12:16 elapsed in overtime.

12/11/88 at Patriots 10, Tampa Bay 7 W

The Patriots were victorious in overtime for the first time in franchise history, snapping their 10 game overtime losing streak. Jason Staurovsky kicked a 27-yard field goal 3:08 into overtime for the Patriots' victory.



PATRIOTS OVERTIME GAMES

10/29/89 Patriots 23, at Indianapolis 20 W

Greg Davis' 51-yard field goal 9:57 into overtime gave the Patriots a 23-20 victory. The Colts' Dean Biasucci sent the game into overtime when he kicked a 39-yard field goal with :51 seconds remaining in regulation.

10/20/91 at Patriots 26, Minnesota 23 W

With no time remaining in overtime, Jason Staurovsky nailed a 42-yard field goal that gave the Patriots a 26-23 victory. The field goal attempt was Staurovsky's second of overtime, he missed from earlier in overtime.

12/08/91 at Patriots 23, Indianapolis 17 W

The Patriots scored the game's final 20 points to win their fourth consecutive overtime game. Hugh Millen connected with Ben Coates for a 2-yard touchdown with :07 seconds remaining in regulation and then repeated the feat in overtime when he hit Michael Timpson for the 45-yard game winning touchdown.

11/15/92 Patriots 37, at Indianapolis 34 W

Charlie Baumann scored the Patriots final six points, including the game winning 18-yard field goal 11:35 into the extra session. The win snapped a nine game losing streak the Patriots were experiencing during the 1992 season. Baumann also booted a 44-yard field goal with :02 seconds remaining in regulation that sent the game into overtime.

12/27/92 Miami 16, at Patriots 13 L

Miami was able to clinch the AFC East crown and a bye in the first round of the playoffs, after they scored the game's final 13 points to win 16-13. Pete Stoyanovich's 35-yard field goal, which came 6:43 into overtime, propelled the Dolphins to victory.

9/12/93 Detroit 19, at Patriots 16 L

Detroit's Jason Hanson kicked a 38-yard field goal, his fourth of the day, 11:04 into overtime to lift the Lions to victory. Drew Bledsoe threw a 2-yard touchdown pass to Vicent Brisby with :02 seconds remaining in regulation that sent the game into overtime.

11/07/93 Buffalo 13, at Patriots 10 L

Steve Christie kicked a 27-yard field goal with :14 second remaining in regulation to send the contest into overtime. Each team had two opportunities to score, and Buffalo took advantage of their second when Christie kicked the game winning 32-yard field goal.

1/02/94 at Patriots 33, Miami 27 W

Drew Bledsoe connected with Michael Timpson for the 36-yard game winning touchdown to cap one of the greatest endings in Patriots history. The two teams combined for 27 points in the fourth quarter which saw the lead change four times. Miami's Pete Stoyanovich's 24-yard field goal with :04 second remaining in regulation sent the game into overtime.

11/13/94 at Patriots 26, Minnesota 20 W

The Patriots completed one of the greatest comebacks in team history, coming back from a 20-0 deficit to beat the Vikings. Matt Bahr kicked a 23-yard field goal with 14 seconds remaining to send the game into overtime. The Patriots won the coin toss and 4:10 later, Drew Bledsoe completed a 14-yard touchdown pass to Kevin Turner which gave the Patriots the victory.

**PATRIOTS IN PRIME TIME (8-19)**

Below is a listing of the results from previous Patriots prime-time appearances.

ABC's Monday Night Football (4-12)

It has been seven years since the Patriots have appeared on Monday night, when they defeated Miami 24-10 at the Orange Bowl. The last time the Patriots hosted a Monday Night Football game was September 9, 1981 (vs. Dallas).

| Date | Result | Attendance |
|-----------------|------------------------------|---------------|
| 12/28/87 | NE 24, at Miami 10 | 61,192 |
| 9/21/87 | at N.Y. Jets 43, NE 24 | 70,847 |
| 12/22/86 | NE 34, at Miami 27 | 74,516 |
| 12/16/85 | at Miami 30, NE 27 | 69,489 |
| 9/21/81 | Dallas 35, at NE 21 | 60,311 |
| 12/8/80 | Miami 16, at NE 13 (OT) | 63,292 |
| 11/10/80 | Houston 38, at NE 34 | 51,524 |
| 9/29/80 | at NE 23, Denver 14 | 59,602 |
| 10/1/79 | at Green Bay 27, NE 14 | 56,212 |
| 9/3/79 | Pittsburgh 16, at NE 13 (OT) | 61,297 |
| 12/18/78 | at Miami 23, NE 3 | 75,445 |
| 9/18/78 | Baltimore 34, at NE 27 | 57,503 |
| 9/26/77 | at Cleveland 30, NE 27 (OT) | 77,910 |
| 10/18/76 | at NE 41, N.Y. Jets 7 | 51,236 |
| 12/1/75 | at Miami 20, NE 7 | 68,480 |
| 11/6/72 | Baltimore 24, at NE 17 | 60,999 |

ABC's Thursday Night Football (1-1)

| | | |
|----------------|-------------------------------|---------------|
| 9/11/86 | NE 20, at Jets 6 (ABC) | 72,422 |
| 11/29/79 | at Miami 39, NE 24 (ABC) | 75,037 |

Sunday Night Football (3-6)


| | | |
|-----------------|---------------------------------------|---------------|
| 11/27/94 | NE 12, at Indianapolis 10 ESPN | 43,839 |
| 9/26/93 | at N.Y. Jets 45, NE 7 (TNT) | 64,836 |
| 10/04/92 | at N.Y. Jets 30, NE 21 (TNT) | 60,180 |
| 11/10/91 | at Miami 30, NE 20 (ESPN) | 56,065 |
| 10/18/90 | at Miami 17, NE 10 (TNT) | 62,630 |
| 12/10/89 | at Miami 31, NE 10 (ESPN) | 55,913 |
| 11/20/88 | NE 6, at Miami 3 (ESPN) | 53,526 |
| 11/8/87 | at N.Y. Giants 17, NE 10 (ESPN)* | 73,817 |
| 9/24/78 | NE 21, at Oakland 14 (ABC) | 53,500 |

*ESPN's first Regular Season telecast

PATRIOTS IN PRIME TIME – 1995

The Patriots are guaranteed of setting at least one franchise record in 1995 – most nationally televised games in one season. Including their preseason game on TNT, the Patriots will play on five nationally televised games this season. The Patriots first regular season prime time contest is on October 8 when they host the Denver Broncos (TNT). It will be the Patriots' ninth consecutive season appearing on a nationally televised Sunday night game, but the first time in the franchise's history that they will host one. Two weeks later, the Patriots will host the Buffalo Bills on ABC's Monday Night Football. It will be the Patriots' first MNF game in eight seasons and their first time hosting a MNF game since 1981. Below are the five nationally televised games the Patriots will appear in this year.

| Date | Opponent | Time | Network |
|-----------------------|-----------------|------------|---------|
| Thursday, August 17 | at Philadelphia | 8:00 p.m. | TNT |
| Sunday, October 8 | vs. Denver | 8:00 p.m. | TNT |
| Monday, October 23 | vs. Buffalo | 9:00 p.m. | ABC |
| Saturday, December 16 | at Pittsburgh | 12:30 p.m. | NBC |
| Saturday, December 23 | at Indianapolis | 8:00 p.m. | ESPN |





ALL-TIME PRESEASON STANDINGS

| Team | W | L | T | Pct. | PF | PA | Attendance |
|---------------|-----------|-----------|----------|-------------|-------------|-------------|------------------|
| Atlanta | 5 | 5 | 0 | .500 | 236 | 246 | 391,289 |
| Buffalo | 6 | 7 | 0 | .462 | 191 | 201 | 211,895 |
| Chicago | 1 | 0 | 0 | 1.000 | 27 | 17 | 50,892 |
| Cincinnati | 1 | 2 | 0 | .333 | 52 | 53 | 71,609 |
| Cleveland | 1 | 2 | 0 | .333 | 57 | 52 | 111,733 |
| Dallas | 0 | 1 | 0 | .000 | 21 | 36 | 50,118 |
| Denver | 2 | 5 | 0 | .286 | 162 | 155 | 191,712 |
| Detroit | 1 | 3 | 0 | .250 | 73 | 128 | 159,682 |
| Green Bay | 6 | 4 | 0 | .600 | 201 | 167 | 435,279 |
| Houston | 0 | 5 | 0 | .000 | 57 | 133 | 138,729 |
| Indianapolis | 0 | 2 | 0 | .000 | 17 | 67 | 72,099 |
| Kansas City | 3 | 3 | 0 | .500 | 132 | 112 | 174,795 |
| LA Raiders | 5 | 5 | 1 | .500 | 245 | 214 | 384,161 |
| LA Rams | 4 | 4 | 0 | .500 | 155 | 142 | 360,655 |
| Miami | 1 | 1 | 0 | .500 | 19 | 30 | 33,003 |
| Minnesota | 2 | 1 | 0 | .667 | 84 | 54 | 121,370 |
| New Orleans | 4 | 3 | 0 | .571 | 140 | 126 | 290,295 |
| NY Giants | 3 | 8 | 0 | .273 | 167 | 207 | 442,633 |
| NY Jets | 2 | 10 | 0 | .167 | 129 | 298 | 238,110 |
| Philadelphia | 4 | 6 | 0 | .400 | 182 | 183 | 378,475 |
| Phoenix | 1 | 1 | 0 | .500 | 21 | 62 | 73,809 |
| Pittsburgh | 1 | 4 | 0 | .200 | 66 | 122 | 228,715 |
| San Diego | 2 | 5 | 0 | .286 | 118 | 178 | 175,438 |
| San Francisco | 0 | 2 | 0 | .000 | 22 | 37 | 69,728 |
| Seattle | 1 | 1 | 0 | .500 | 40 | 42 | 105,693 |
| Tampa Bay | 1 | 2 | 0 | .333 | 48 | 101 | 165,959 |
| Washington | 6 | 5 | 0 | .545 | 245 | 241 | 377,620 |
| TOTALS | 63 | 97 | 1 | .394 | 2907 | 3404 | 5,530,343 |

ALL-TIME PRESEASON RESULTS

| Date | Site (Attendance) | Score |
|-------------|---------------------------------|--------------------------|
| 1960 | (4-1-0) | |
| 7/30 | at Buffalo (16,000) | Patriots 28, Bills 7 |
| 8/5 | at Providence (4,706) | Patriots 43, Broncos 6 |
| 8/14 | at Boston (11,000) | Texans 24, Patriots 14 |
| 8/21 | at Worcester, Mass. (7,500) | Patriots 21, Bills 7 |
| 8/28 | at Amherst, Mass. (4,000) | Patriots 28, Raiders 14 |
| 1961 | (3-1-0) | |
| 8/10 | at Boston (15,387) | Patriots 14, Titans 3 |
| 8/19 | at Philadelphia (73,916) | Titans 17, Patriots 7 |
| 8/25 | at Providence (4,762) | Patriots 28, Bills 10 |
| 9/1 | at Buffalo (9,022) | Patriots 15, Bills 12 |
| 1962 | (2-3-0) | |
| 8/11 | at Providence (9,000) | Raiders 21, Patriots 20 |
| 8/15 | at Buffalo (22,112) | Patriots 12, Bills 7 |
| 8/18 | at New Orleans (31,000) | Oilers 20, Patriots 10 |
| 8/25 | at Lowell, Mass. (11,118) | Patriots 17, Titans 10 |
| 9/1 | at Boston (8,783) | Bills 7, Patriots 6 |
| 1963 | (0-5-0) | |
| 8/4 | at Oakland (9,721) | Raiders 24, Patriots 17 |
| 8/10 | at San Diego (16,427) | Chargers 50, Patriots 17 |
| 8/14 | at Lowell, Mass. (9,387) | Oilers 21, Patriots 20 |
| 8/24 | at Buffalo (17,697) | Bills 24, Patriots 14 |
| 9/1 | at New Brunswick, N.J. (12,500) | Jets 22, Patriots 20 |
| 1964 | (0-5-0) | |
| 8/9 | at Boston (20,087) | Oilers 38, Patriots 7 |
| 8/18 | at Lowell, Mass. (6,390) | Jets 23, Patriots 7 |
| 8/22 | at New Brunswick, N.J. (11,500) | Jets 21, Patriots 20 |
| 8/28 | at Buffalo (12,566) | Bills 24, Patriots 14 |
| 9/5 | at Denver (20,568) | Broncos 27, Patriots 17 |
| 1965 | (0-5-0) | |
| 8/8 | at Boston (23,674) | Bills 23, Patriots 0 |
| 8/13 | at Allentown, Pa. (18,000) | Jets 26, Patriots 16 |
| 8/21 | at Houston (30,142) | Oilers 27, Patriots 6 |
| 8/28 | at Norfolk, Va. (9,217) | Jets 17, Patriots 0 |
| 9/4 | at Kansas City (15,157) | Chiefs 34, Patriots 7 |
| 1966 | (1-3-0) | |
| 8/7 | at Boston (23,291) | Bills 19, Patriots 13 |
| 8/20 | at Anaheim (36,038) | Patriots 21, Raiders 10 |
| 8/27 | at San Diego (11,894) | Chargers 31, Patriots 13 |
| 9/1 | at Mobile, Ala. (22,000) | Jets 41, Patriots 3 |
| 1967 | (1-3-0) | |
| 8/4 | at Bridgeport, Conn. (16,000) | Jets 55, Patriots 13 |
| 8/13 | at Boston (29,313) | Colts 33, Patriots 3 |



| Date | Site (Attendance) | Score |
|-------------|----------------------------------|-------------------------------|
| 8/20 | at Rochester, N.Y. (15,300) | Patriots 13, Bills 10 |
| 8/26 | at Boston (15,523) | Redskins 13, Patriots 7 |
| 1968 | (1-3-0) | |
| 8/10 | at New Orleans (54,400) | Saints 19, Patriots 0 |
| 8/17 | at Richmond, Va. (14,000) | Jets 25, Patriots 3 |
| 8/23 | at Jacksonville, Fla. (15,003) | Patriots 19, Dolphins 17 |
| 9/ 2 | at Boston (31,404) | Eagles 22, Patriots 20 |
| 1969 | (2-3-0) | |
| 8/10 | at Bowling Green (16,900) | Patriots 21, Bengals 13 |
| 8/17 | at Boston (24,084) | Falcons 34, Patriots 16 |
| 8/25 | at Montreal (8,212) | Lions 22, Patriots 9 |
| 8/31 | at Jacksonville, Fla. (18,375) | Patriots 26, Broncos 10 |
| 9/ 6 | at Birmingham (18,000) | Dolphins 13, Patriots 0 |
| 1970 | (0-4-0) | |
| 8/16 | at Boston (25,584) | Redskins 45, Patriots 21 |
| 8/29 | at Jackson, Miss. (32,000) | Saints 26, Patriots 0 |
| 9/ 4 | at Shreveport, La. (22,000) | Steelers 31, Patriots 3 |
| 9/11 | at Salt Lake City, Utah (17,832) | Broncos 16, Patriots 14 |
| 1971 | (1-5-0) | |
| 8/ 8 | at Minneapolis (31,813) | Vikings 17, Patriots 10 |
| 8/15 | at Foxboro (60,423) | Patriots 20, Giants 14 |
| 8/22 | at Buffalo (31,610) | Bills 28, Patriots 14 |
| 8/29 | at Foxboro (53,271) | Rams 31, Patriots 21 |
| 9/ 5 | at Foxboro (48,631) | Falcons 45, Patriots 35 |
| 9/10 | at Memphis, Tenn. (28,082) | Jets 38, Patriots 9 |
| 1972 | (2-4-0) | |
| 8/ 5 | at Oakland (53,661) | Raiders 31, Patriots 24 |
| 8/12 | at Philadelphia (30,000) | Eagles 29, Patriots 20 |
| 8/20 | at Foxboro (50,892) | Patriots 27, Bears 17 |
| 8/27 | at Foxboro (51,470) | Giants 31, Patriots 10 |
| 9/ 2 | at Denver (37,128) | Broncos 49, Patriots 24 |
| 9/10 | at Foxboro (47,684) | Patriots 34, Lions 30 |
| 1973 | (1-5-1) | |
| 7/28 | at Canton, Ohio (19,685) | 49ers 20, Patriots 7 |
| 8/ 5 | at Foxboro (43,914) | Patriots 17, Raiders 17 |
| 8/12 | at Foxboro (49,209) | Giants 13, Patriots 7 |
| 8/18 | at Atlanta (56,239) | Falcons 27, Patriots 10 |
| 8/25 | at New Orleans (64,131) | Patriots 31, Saints 6 |
| 9/ 2 | at Foxboro (50,369) | Redskins 35, Patriots 14 |
| 9/ 7 | at Detroit (50,104) | Lions 34, Patriots 21 |
| 1974 | (4-2-0) | |
| 8/ 2 | at Washington (16,405) | Patriots 21, Redskins 16 |
| 8/11 | at Foxboro (17,992) | Giants 21, Patriots 6 |
| 8/18 | at Foxboro (20,546) | Patriots 7, Saints 3 |
| 8/24 | at San Diego (18,903) | Patriots 23, Chargers 14 |
| 8/31 | at Spokane, Wash. (18,000) | Broncos 27, Patriots 21 |
| 9/ 8 | at Foxboro (35,412) | Patriots 27, Eagles 17 |
| 1975 | (3-2-0) | |
| 8/10 | at Foxboro (40,726) | Giants 28, Patriots 14 |
| 8/17 | at Foxboro (40,218) | Patriots 36, Vikings 10 |
| 8/22 | at Philadelphia (40,156) | Eagles 24, Patriots 10 |
| 8/30 | at Milwaukee (51,769) | Patriots 20, Packers 17 (OT) |
| 9/ 7 | at Foxboro (39,502) | Patriots 31, Chargers 24 |
| 1976 | (3-3-0) | |
| 8/ 1 | at Foxboro (30,032) | Patriots 13, Giants 7 (OT) |
| 8/ 6 | at Norman, Ok. (23,800) | Chargers 26, Patriots 17 |
| 8/15 | at Foxboro (30,552) | Packers 16, Patriots 14 |
| 8/21 | at Atlanta (30,619) | Patriots 28, Falcons 17 |
| 8/30 | at Cleveland (36,016) | Browns 30, Patriots 27 |
| 9/ 5 | at Foxboro (32,254) | Patriots 27, Eagles 7 |
| 1977 | (5-1-0) | |
| 8/ 6 | at E. Rutherford, N.J. (44,471) | Patriots 19, Giants 3 |
| 8/13 | at Milwaukee (53,244) | Patriots 38, Packers 3 |
| 8/22 | at Philadelphia (28,025) | Eagles 21, Patriots 10 |
| 8/28 | at Foxboro (43,779) | Patriots 13, Steelers 10 (OT) |
| 9/ 4 | at Foxboro (41,053) | Patriots 45, Redskins 7 |
| 9/11 | at Foxboro (41,346) | Patriots 29, Falcons 10 |
| 1978 | (4-0-0) | |
| 8/ 5 | at Los Angeles (60,134) | Patriots 14, Rams 7 |
| 8/12 | at Oakland (53,335) | Patriots 21, Raiders 7 |
| 8/20 | at Foxboro (39,043) | Patriots 24, Chiefs 7 |
| 8/27 | at Foxboro (42,696) | Patriots 21, Browns 10 |
| 1979 | (2-2-0) | |
| 8/ 4 | at Atlanta (59,725) | Patriots 37, Falcons 14 |
| 8/12 | at Foxboro (44,955) | Rams 15, Patriots 3 |
| 8/19 | at Foxboro (45,518) | Patriots 35, Raiders 14 |
| 8/24 | at Denver (75,103) | Broncos 20, Patriots 17 (OT) |



| Date | Site (Attendance) | Score |
|---------------------------------------|--------------------------------|-----------------------------|
| 1980 | (1-3-0) | |
| 8/11 | at Anaheim (66,656) | Patriots 35, Rams 31 |
| 8/16 | at Oakland (41,649) | Raiders 31, Patriots 29 |
| 8/24 | at Foxboro (45,207) | Eagles 23, Patriots 17 |
| 8/29 | at Seattle (64,759) | Seahawks 30, Patriots 23 |
| 1981 | (4-0-0) | |
| 8/10 | at Anaheim (69,006) | Patriots 34, Rams 21 |
| 8/15 | at Tampa, Fla. (66,553) | Patriots 17, Buccaneers 16 |
| 8/22 | at Foxboro (43,032) | Patriots 23, Raiders 21 |
| 8/30 | at Foxboro (44,078) | Patriots 19, Redskins 10 |
| 1982 | (1-3-0) | |
| 8/14 | at Knoxville, Tenn. (93,251) | Steelers 24, Patriots 20 |
| 8/20 | at Philadelphia (56,431) | Eagles 14, Patriots 7 |
| 8/28 | at Dallas (50,118) | Cowboys 36, Patriots 21 |
| 9/ 4 | at Foxboro (39,888) | Patriots 41, Packers 27 |
| 1983 | (0-4-0) | |
| 8/ 6 | at Knoxville, Tenn. (42,816) | Steelers 27, Patriots 16 |
| 8/14 | at San Francisco (50,043) | 49ers 17, Patriots 15 |
| 8/20 | at Los Angeles (40,190) | Rams 13, Patriots 7 |
| 8/26 | at Tampa Bay (52,108) | Buccaneers 41, Patriots 21 |
| 1984 | (2-2-0) | |
| 8/ 3 | at Foxboro (34,751) | Giants 48, Patriots 20 |
| 8/11 | at Buffalo (19,578) | Bills 23, Patriots 13 |
| 8/17 | at Washington (35,932) | Patriots 31, Redskins 27 |
| 8/24 | at Foxboro (22,721) | Patriots 36, Chiefs 7 |
| 1985 | (1-3-0) | |
| 8/10 | at Foxboro (27,014) | Saints 32, Patriots 20 |
| 8/17 | at Kansas City (35,162) | Patriots 31, Chiefs 13 |
| 8/23 | at Washington (50,538) | Redskins 37, Patriots 36 |
| 8/31 | at Los Angeles (39,911) | Rams 14, Patriots 13 |
| 1986 | (4-1-0) | |
| 8/ 2 | at Canton, Ohio (22,739) | Patriots 21, Cardinals 16 |
| 8/10 | at Foxboro (37,335) | Patriots 18, Redskins 7 |
| 8/16 | at New Orleans (54,364) | Patriots 38, Saints 34 |
| 8/22 | at Los Angeles (44,352) | Raiders 24, Patriots 10 |
| 8/30 | at Green Bay (50,642) | Patriots 16, Packers 9 |
| 1987 | (2-2-0) | |
| 8/16 | at Foxboro (50,014) | Giants 19, Patriots 17 |
| 8/23 | at Foxboro (38,734) | Eagles 19, Patriots 13 (OT) |
| 8/29 | at Minneapolis (49,339) | Patriots 38, Vikings 27 |
| 9/ 4 | at Jacksonville, Fla. (52,508) | Patriots 14, Falcons 13 |
| 1988 | (1-3-0) | |
| 8/ 6 | at Foxboro (32,949) | Falcons 34, Patriots 30 |
| 8/13 | at Memphis, Tenn. (48,113) | Oilers 27, Patriots 14 |
| 8/20 | at Philadelphia (41,502) | Patriots 24, Eagles 21 |
| 8/26 | at Foxboro (30,941) | Bengals 27, Patriots 21 |
| 1989 | (2-2-0) | |
| 8/12 | at Foxboro (32,398) | Giants 20, Patriots 17 |
| 8/19 | at St. Louis (48,746) | Patriots 17, Seahawks 12 |
| 8/26 | at Atlanta (21,118) | Patriots 23, Falcons 7 |
| 9/ 1 | at Foxboro (26,549) | Packers 16, Patriots 0 |
| 1990 | (0-4-0) | |
| 8/ 9 | at Montreal (26,869) | Steelers 30, Patriots 14 |
| 8/18 | at Jacksonville, Fla. (51,066) | Buccaneers 44, Patriots 10 |
| 8/24 | at Foxboro (23,768) | Bengals 13, Patriots 10 |
| 8/31 | at Foxboro (24,106) | Falcons 45, Patriots 14 |
| 1991 | (1-3-0) | |
| 8/3 | at Green Bay (52,852) | Packers 28, Patriots 7 |
| 8/10 | at Foxboro (16,757) | Redskins 27, Patriots 6 |
| 8/17 | at Phoenix (51,070) | Cardinals 46, Patriots 0 |
| 8/24 | at Foxboro (21,147) | Patriots 24, Giants 6 |
| 1992 | (1-3-0) | |
| 8/8 | at Indianapolis (42,786) | Colts 34, Patriots 14 |
| 8/14 | at Foxboro (18,626) | Chargers 20, Patriots 10 |
| 8/22 | at Detroit (53,682) | Lions 42, Patriots 9 |
| 8/29 | at Milwaukee, Wis. (47,152) | Patriots 24, Packers 10 |
| 1993 | (1-3-0) | |
| 8/ 7 | at San Diego (46,286) | Chargers 13, Patriots 7 |
| 8/14 | at Toronto, CANADA (33,021) | Browns 12, Patriots 9 |
| 8/20 | at Foxboro (24,909) | Patriots 21, Packers 17 |
| 8/27 | at Foxboro (46,501) | Chiefs 27, Patriots 20 |
| 1994 | (3-1-0) | |
| 8/ 5 | at Foxboro (37,800) | Patriots 24, Saints 6 |
| 8/13 | at Los Angeles (24,847) | Patriots 28, Rams 10 |
| 8/18 | at Foxboro (45,394) | Patriots 27, Redskins 17 |
| 8/26 | at Green Bay (57,722) | Packers 24, Patriots 20 |
| 31-year record: 63-97-1 (.394) | | |



ALL-TIME SERIES STANDINGS

(Includes Regular Season and Playoff Games)

| Team | W | L | T | PCT | PF | PA |
|----------------------------|------------|------------|----------|-------------|---------------|---------------|
| Arizona/Phoenix/St. Louis | 2 | 6 | 0 | .250 | 110 | 200 |
| Atlanta | 3 | 4 | 0 | .429 | 111 | 158 |
| Buffalo | 35 | 34 | 1 | .507 | 1,377 | 1,403 |
| Chicago | 4 | 3 | 0 | .571 | 113 | 119 |
| Cincinnati | 9 | 7 | 0 | .563 | 262 | 357 |
| Cleveland | 3 | 11 | 0 | .214 | 192 | 284 |
| Dallas | 0 | 6 | 0 | .000 | 117 | 173 |
| Denver | 12 | 17 | 0 | .414 | 603 | 643 |
| Detroit | 3 | 3 | 0 | .500 | 103 | 123 |
| Green Bay | 3 | 2 | 0 | .600 | 93 | 132 |
| Houston | 17 | 15 | 1 | .530 | 769 | 687 |
| Indianapolis/Baltimore | 29 | 20 | 0 | .592 | 1112 | 888 |
| Kansas City/Dallas Texans | 7 | 13 | 3 | .327 | 408 | 578 |
| Los Angeles/ Oakland | 13 | 14 | 1 | .481 | 602 | 703 |
| Miami | 22 | 36 | 0 | .379 | 1,124 | 1,349 |
| Minnesota | 4 | 2 | 0 | .667 | 116 | 151 |
| New Orleans | 5 | 2 | 0 | .714 | 148 | 122 |
| New York Giants | 1 | 3 | 0 | .250 | 48 | 66 |
| New York Jets | 30 | 39 | 1 | .442 | 1,541 | 1,575 |
| Philadelphia | 2 | 5 | 0 | .285 | 132 | 166 |
| Pittsburgh | 3 | 9 | 0 | .250 | 193 | 273 |
| San Diego | 14 | 12 | 2 | .536 | 618 | 584 |
| San Francisco | 1 | 6 | 0 | .143 | 130 | 187 |
| Seattle | 6 | 7 | 0 | .461 | 244 | 230 |
| St. Louis/Los Angeles Rams | 3 | 3 | 0 | .500 | 105 | 104 |
| Tampa Bay | 3 | 0 | 0 | 1.000 | 73 | 35 |
| Washington | 1 | 4 | 0 | .200 | 80 | 114 |
| Patriots Totals | 235 | 283 | 9 | .454 | 10,524 | 11,409 |

REGULAR SEASON RESULTS

Shading Denotes Playoff Season

1960 (Fourth in AFL-East, 5-9-0) Head Coach: Lou Saban

| Date | Score | Opponent | Margin | Result | Record | Attendance |
|-------|---------|-------------------|--------|--------|--------|------------|
| 9/09 | 10-13 | Denver | -3 | L | 0-1 | 21,597 |
| 9/17 | 28-24 | at New York | +4 | W | 1-1 | 19,200 |
| 9/23 | 0-13 | Buffalo | -13 | L | 1-2 | 20,732 |
| 10/08 | 35- 0 | at Los Angeles | +35 | W | 2-2 | 18,226 |
| 10/16 | 14-27 | Oakland (at S.F.) | -13 | L | 2-3 | 11,500 |
| 10/23 | 24-31 | at Denver | - 7 | L | 2-4 | 12,683 |
| 10/28 | 16-45 | Los Angeles | -29 | L | 2-5 | 13,988 |
| 11/04 | 34-28 | Oakland | + 6 | W | 3-5 | 8,446 |
| 11/11 | 38-21 | New York | +27 | W | 4-5 | 11,653 |
| 11/18 | 42-14 | Dallas | +28 | W | 5-5 | 14,721 |
| 11/25 | 10-24 | Houston | -14 | L | 5-6 | 27,123 |
| 12/04 | 14-38 | at Buffalo | -24 | L | 5-7 | 14,335 |
| 12/11 | 0-34 | at Dallas | -34 | L | 5-8 | 12,000 |
| 12/18 | 21-37 | at Houston | -16 | L | 5-9 | 22,352 |
| Total | 286-349 | | | | | 228,556 |

NOTE: All home games played at Boston University Field.

1961 (Second in AFL-East, 9-4-1)

Head Coach: Lou Saban (2-3-0), Mike Holovak (7-1-1)

| Date | Score | Opponent | Margin | Result | Record | Attendance |
|--------|---------|-------------------|--------|--------|--------|------------|
| 9/09 | 20-21 | New York | - 1 | L | 0-1 | 16,683 |
| 9/16 | 45-17 | Denver | +28 | W | 1-1 | 14,479 |
| 9/23 | 23-21 | at Buffalo | + 2 | W | 2-1 | 21,504 |
| 10/01 | 30-37 | at New York | - 7 | L | 2-2 | 15,189 |
| 10/07 | 27-38 | San Diego | -11 | L | 2-3 | 17,748 |
| 10/13 | 31-31 | Houston | 0 | T | 2-3-1 | 15,070 |
| 10/22* | 52-21 | Buffalo | +31 | W | 3-3-1 | 9,398 |
| 10/29 | 18-17 | at Dallas | + 1 | W | 4-3-1 | 20,500 |
| 11/03 | 28-21 | Dallas | + 6 | W | 5-3-1 | 25,063 |
| 11/12 | 15-27 | at Houston | -12 | L | 5-4-1 | 35,649 |
| 11/17 | 20-17 | Oakland | + 3 | W | 6-4-1 | 17,169 |
| 12/03 | 28-24 | at Denver | + 4 | W | 7-4-1 | 9,303 |
| 12/09 | 35-21 | Oakland (at S.F.) | +14 | W | 8-4-1 | 6,500 |
| 12/17 | 41- 0 | at San Diego | +41 | W | 9-4-1 | 21,339 |
| Total | 413-313 | | | | | 245,594 |

* Hurricane threat postponed this originally scheduled night game from Oct. 20.

NOTE: All home games played at Boston University Field.



1995 NEW ENGLAND PATRIOTS

1962 (Second in AFL-East, 9-4-1) Head Coach: Mike Holovak

| Date | Score | Opponent | Margin | Result | Record | Attendance |
|-------|---------|--------------|--------|--------|--------|------------|
| 9/08 | 28-42 | at Dallas | -14 | L | 0-1 | 32,000 |
| 9/16 | 34-21 | Houston | +13 | W | 1-1 | 32,276 |
| 9/21 | 41-16 | Denver | +25 | W | 2-1 | 21,038 |
| 10/06 | 43-14 | at New York | +29 | W | 3-1 | 14,412 |
| 10/12 | 7-27 | Dallas | -20 | L | 3-2 | 23,874 |
| 10/19 | 24-20 | San Diego | +4 | W | 4-2 | 20,888 |
| 10/26 | 26-16 | Oakland | +10 | W | 5-2 | 12,514 |
| 11/03 | 28-28 | at Buffalo | 0 | T | 5-2-1 | 33,247 |
| 11/11 | 33-29 | at Denver | +4 | W | 6-2-1 | 28,187 |
| 11/18 | 17-21 | at Houston | -4 | L | 6-3-1 | 35,250 |
| 11/23 | 21-10 | Buffalo | +11 | W | 7-3-1 | 20,021 |
| 11/30 | 24-17 | New York | +7 | W | 8-3-1 | 20,015 |
| 12/09 | 20-14 | at San Diego | +6 | W | 9-3-1 | 19,887 |
| 12/16 | 0-20 | at Oakland | -20 | L | 9-4-1 | 8,000 |
| Total | 346-295 | | | | | 321,609 |

NOTE: All home games played at Boston University Field with exception of 9/16 game vs Houston which was played at Harvard Stadium.

1963 (First in AFL-East, 7-6-1) Head Coach: Mike Holovak

| Date | Score | Opponent | Margin | Result | Record | Attendance |
|-------|---------|----------------|--------|--------|--------|------------|
| 9/08 | 38-14 | New York | +24 | W | 1-0 | 24,120 |
| 9/14 | 13-17 | at San Diego | -4 | L | 1-1 | 26,097 |
| 9/22 | 20-14 | at Oakland | +6 | W | 2-1 | 17,131 |
| 9/29 | 10-14 | at Denver | -4 | L | 2-2 | 18,636 |
| 10/05 | 24-31 | at New York | -7 | L | 2-3 | 16,769 |
| 10/11 | 20-14 | Oakland | +6 | W | 3-3 | 26,494 |
| 10/18 | 40-21 | Denver | +19 | W | 4-3 | 25,418 |
| 10/26 | 21-28 | at Buffalo | -7 | L | 4-4 | 29,243 |
| 11/01 | 45-3 | Houston | +42 | W | 5-4 | 31,185 |
| 11/10 | 6-7 | San Diego | -1 | L | 5-5 | 28,402 |
| 11/17 | 24-24 | Kansas City | 0 | T | 5-5-1 | 17,270 |
| 12/01 | 17-7 | Buffalo | +10 | W | 6-5-1 | 16,981 |
| 12/08 | 46-28 | at Houston | +18 | W | 7-5-1 | 23,462 |
| 12/14 | 3-35 | at Kansas City | -32 | L | 7-6-1 | 12,598 |
| Total | 327-257 | | | | | 313,806 |

EASTERN DIVISION CHAMPIONSHIP

| | | | | | | |
|-------|------|------------|-----|---|--|--------|
| 12/28 | 26-8 | at Buffalo | +18 | W | | 33,044 |
|-------|------|------------|-----|---|--|--------|

AFL CHAMPIONSHIP

| | | | | | | |
|------|-------|--------------|-----|---|--|--------|
| 1/05 | 10-51 | at San Diego | -41 | L | | 31,270 |
|------|-------|--------------|-----|---|--|--------|

G.Total 363-316 378,120

NOTE: All home games played at Fenway Park with exception of 9/8 vs New York which was played at Boston College Alumni Stadium.

1964 (Second AFL-East, 10-3-1) Head Coach: Mike Holovak

| Date | Score | Opponent | Margin | Result | Record | Attendance |
|-------|---------|----------------|--------|--------|--------|------------|
| 9/13 | 17-14 | at Oakland | +3 | W | 1-0 | 21,126 |
| 9/20 | 33-28 | at San Diego | +5 | W | 2-0 | 20,568 |
| 9/27 | 26-10 | New York | +16 | W | 3-0 | 22,716 |
| 10/04 | 39-10 | at Denver | +29 | W | 4-0 | 15,485 |
| 10/09 | 17-26 | San Diego | -9 | L | 4-1 | 35,006 |
| 10/16 | 43-43 | Oakland | 0 | T | 4-1-1 | 23,279 |
| 10/23 | 24-7 | Kansas City | +17 | W | 5-1-1 | 27,400 |
| 10/31 | 14-35 | at New York | -21 | L | 5-2-1 | 45,033 |
| 11/06 | 25-24 | Houston | +1 | W | 6-2-1 | 28,161 |
| 11/15 | 36-28 | at Buffalo | +8 | W | 7-2-1 | 42,308 |
| 11/20 | 12-7 | Denver | +5 | W | 8-2-1 | 24,979 |
| 11/29 | 34-17 | at Houston | +17 | W | 9-2-1 | 17,560 |
| 12/06 | 31-24 | at Kansas City | +7 | W | 10-2-1 | 13,166 |
| 12/20 | 14-24 | Buffalo | -10 | L | 10-3-1 | 38,021 |
| Total | 365-297 | | | | | 374,898 |

NOTE: All home games played at Fenway Park with exception of 9/27 vs. New York which was played at Boston College Alumni Stadium.

1965 (Third in AFL-East, 4-8-2) Head Coach: Mike Holovak

| Date | Score | Opponent | Margin | Result | Record | Attendance |
|-------|---------|----------------|--------|--------|--------|------------|
| 9/11 | 7-24 | at Buffalo | -17 | L | 0-1 | 45,502 |
| 9/19 | 10-31 | at Houston | -21 | L | 0-2 | 32,445 |
| 9/24 | 10-27 | Denver | -17 | L | 0-3 | 26,782 |
| 10/03 | 17-27 | at Kansas City | -10 | L | 0-4 | 26,773 |
| 10/08 | 10-24 | Oakland | -14 | L | 0-5 | 24,824 |
| 10/17 | 13-13 | San Diego | 0 | T | 0-5-1 | 20,924 |
| 10/24 | 21-30 | at Oakland | -9 | L | 0-6-1 | 20,858 |
| 10/31 | 22-6 | at San Diego | +16 | W | 1-6-1 | 33,366 |
| 11/07 | 7-23 | Buffalo | -16 | L | 1-7-1 | 24,415 |
| 11/14 | 20-30 | New York | -10 | L | 1-8-1 | 18,589 |
| 11/21 | 10-10 | Kansas City | 0 | T | 1-8-2 | 13,056 |
| 11/28 | 27-23 | at New York | +4 | W | 2-8-2 | 59,334 |
| 12/12 | 28-20 | at Denver | +8 | W | 3-8-2 | 27,207 |
| 12/18 | 42-14 | Houston | +28 | W | 4-8-2 | 14,508 |
| Total | 244-302 | | | | | 388,583 |

NOTE: All home games played at Fenway Park.

**1966 (Second in AFL-East, 8-4-2) Head Coach: Mike Holovak**

| <u>Date</u> | <u>Score</u> | <u>Opponent</u> | <u>Margin</u> | <u>Result</u> | <u>Record</u> | <u>Attendance</u> |
|---------------|--------------|-----------------|---------------|---------------|---------------|-------------------|
| 9/10 | 0-24 | at San Diego | -24 | L | 0-1 | 29,539 |
| 9/18 | 24-10 | at Denver | +14 | W | 1-1 | 25,337 |
| 9/25 | 24-43 | Kansas City | -19 | L | 1-2 | 22,641 |
| 10/02 | 24-24 | New York | 0 | T | 1-2-1 | 27,255 |
| 10/08 | 20-10 | at Buffalo | +10 | W | 2-2-1 | 45,542 |
| 10/23 | 35-17 | San Diego | +18 | W | 3-2-1 | 32,371 |
| 10/30 | 24-21 | Oakland | +3 | W | 4-2-1 | 26,941 |
| 11/06 | 10-17 | Denver | -7 | L | 4-3-1 | 18,154 |
| 11/13 | 27-21 | Houston | +6 | W | 5-3-1 | 23,426 |
| 11/20 | 27-27 | at Kansas City | 0 | T | 5-3-1 | 41,475 |
| 11/27 | 20-14 | at Miami | +6 | W | 6-3-2 | 22,754 |
| 12/04 | 14-03 | Buffalo | +11 | W | 7-3-2 | 39,350 |
| 12/11 | 38-14 | at Houston | +24 | W | 8-3-2 | 17,100 |
| 12/17 | 28-38 | at New York | -10 | L | 8-4-2 | 58,921 |
| Total 315-283 | | | | | | 430,806 |

NOTE: All home games played at Fenway Park.

1967 (Fifth in AFL-East, 3-10-1) Head Coach: Mike Holovak

| <u>Date</u> | <u>Score</u> | <u>Opponent</u> | <u>Margin</u> | <u>Result</u> | <u>Record</u> | <u>Attendance</u> |
|---------------|--------------|-----------------|---------------|---------------|---------------|-------------------|
| 9/03 | 21-26 | at Denver | -5 | L | 0-1 | 35,488 |
| 9/09 | 14-28 | at San Diego | -14 | L | 0-2 | 39,337 |
| 9/17 | 7-35 | at Oakland | -28 | L | 0-3 | 26,289 |
| 9/24 | 23-0 | at Buffalo | +23 | W | 1-3 | 45,748 |
| 10/08 | *31-31 | at San Diego | 0 | T | 1-3-1 | 23,620 |
| 10/15 | 41-10 | Miami | +31 | W | 2-3-1 | 23,955 |
| 10/22 | 14-48 | Oakland | -34 | L | 2-4-1 | 25,057 |
| 10/29 | 23-30 | at New York | -7 | L | 2-5-1 | 62,784 |
| 11/05 | 18-7 | Houston | +11 | W | 3-5-1 | 19,422 |
| 11/12 | 10-33 | Kansas City | -23 | L | 3-6-1 | 23,010 |
| 11/19 | 24-29 | New York | -5 | L | 3-7-1 | 26,790 |
| 11/26 | 6-27 | at Houston | -21 | L | 3-8-1 | 28,044 |
| 12/09 | 16-44 | Buffalo | -28 | L | 3-9-1 | 20,627 |
| 12/17 | 32-41 | at Miami | -9 | L | 3-10-1 | 25,969 |
| Total 280-389 | | | | | | 426,140 |

*Scheduled as home game, played at San Diego because of World Series at Fenway Park.

NOTE: All home games played in Fenway Park with exception of 10/15 vs. Miami which was played at Boston College Alumni Stadium.

1968 (Fourth in AFL-East, 4-10-0) Head Coach: Mike Holovak

| <u>Date</u> | <u>Score</u> | <u>Opponent</u> | <u>Margin</u> | <u>Result</u> | <u>Record</u> | <u>Attendance</u> |
|---------------|--------------|-----------------|---------------|---------------|---------------|-------------------|
| 9/08 | 16-7 | at Buffalo | +9 | W | 1-0 | 38,865 |
| 9/22 | *31-47 | New York | -16 | L | 1-1 | 29,192 |
| 9/29 | 20-17 | at Denver | +3 | W | 2-1 | 37,024 |
| 10/06 | 10-41 | at Oakland | -31 | L | 2-2 | 44,253 |
| 10/13 | 0-16 | Houston | -16 | L | 2-3 | 32,502 |
| 10/20 | 23-6 | Buffalo | +17 | W | 3-3 | 21,082 |
| 10/27 | 14-48 | at New York | -34 | L | 3-4 | 62,351 |
| 11/03 | 14-35 | Denver | -21 | L | 3-5 | 18,304 |
| 11/10 | 17-27 | San Diego | -10 | L | 3-6 | 19,278 |
| 11/17 | 17-31 | at Kansas City | -14 | L | 3-7 | 48,271 |
| 11/24 | 10-34 | Miami | -24 | L | 3-8 | 18,305 |
| 12/01 | 33-14 | Cincinnati | +19 | W | 4-8 | 17,796 |
| 12/08 | 7-38 | at Miami | -31 | L | 4-9 | 24,242 |
| 12/15 | 17-45 | at Houston | -28 | L | 4-10 | 34,198 |
| Total 229-406 | | | | | | 445,663 |

*Scheduled as home game, played in Birmingham, Alabama, because of conflict with major league baseball. NOTE: All home games played at Fenway Park.

1969 (Tied for Third in AFL-East, 4-10-0) Head Coach: Clive Rush

| <u>Date</u> | <u>Score</u> | <u>Opponent</u> | <u>Margin</u> | <u>Result</u> | <u>Record</u> | <u>Attendance</u> |
|---------------|--------------|------------------|---------------|---------------|---------------|-------------------|
| 9/14 | 7-35 | at Denver | -28 | L | 0-1 | 43,679 |
| 9/21 | 0-31 | Kansas City | -31 | L | 0-2 | 22,002 |
| 9/28 | 23-38 | Oakland | -15 | L | 0-3 | 19,069 |
| 10/05 | 14-23 | New York | -9 | L | 0-4 | 25,584 |
| 10/11 | 16-23 | at Buffalo | -7 | L | 0-5 | 46,201 |
| 10/19 | 10-13 | San Diego | -3 | L | 0-6 | 18,346 |
| 10/26 | 17-23 | at New York | -6 | L | 0-7 | 62,298 |
| 11/02 | 24-0 | Houston | +24 | W | 1-7 | 19,006 |
| 11/09 | 16-17 | Miami | -1 | L | 1-8 | 19,821 |
| 11/16 | 25-14 | at Cincinnati | +11 | W | 2-8 | 27,927 |
| 11/23 | 35-21 | Buffalo | +14 | W | 3-8 | 25,584 |
| 11/30 | 38-23 | Miami (at Tampa) | +15 | W | 4-8 | 32,121 |
| 12/07 | 18-28 | at San Diego | -10 | L | 4-9 | 33,146 |
| 12/14 | 23-27 | at Houston | -4 | L | 4-10 | 39,215 |
| Total 266-316 | | | | | | 433,999 |

NOTE: All home games played at Boston College Alumni Stadium.

**1970 (Fifth in AFC-East, 2-12-0)****Head Coach: Clive Rush (1-6-0), John Mazur (1-6-0)**

| <u>Date</u> | <u>Score</u> | <u>Opponent</u> | <u>Margin</u> | <u>Result</u> | <u>Record</u> | <u>Attendance</u> |
|--------------|--------------|------------------|---------------|---------------|---------------|-------------------|
| 9/20 | 27-14 | Miami | +13 | W | 1-0 | 32,607 |
| 9/27 | 21-31 | New York Jets | -10 | L | 1-1 | 36,040 |
| 10/04 | 6-14 | Baltimore | -8 | L | 1-2 | 38,235 |
| 10/11 | 10-23 | at Kansas City | -13 | L | 1-3 | 50,698 |
| 10/18 | 0-16 | New York Giants | -16 | L | 1-4 | 39,091 |
| 10/25 | 3-27 | at Baltimore | -24 | L | 1-5 | 60,240 |
| 11/11 | 0-45 | Buffalo | -35 | L | 1-6 | 31,148 |
| 11/08 | 0-31 | at St. Louis | -31 | L | 1-7 | 46,466 |
| 11/15 | 14-16 | San Diego | -2 | L | 1-8 | 30,597 |
| 11/22 | 3-17 | at New York Jets | -14 | L | 1-9 | 61,822 |
| 11/29 | 14-10 | at Buffalo | +4 | W | 2-9 | 31,427 |
| 12/06 | 20-37 | at Miami | -17 | L | 2-10 | 51,032 |
| 12/13 | 14-35 | Minnesota | -21 | L | 2-11 | 37,819 |
| 12/20 | 7-45 | at Cincinnati | -38 | L | 2-12 | 60,157 |
| Total | | | | | | 697,379 |

NOTE: All home games played at Harvard Stadium.

1971 (Third in AFC-East, 6-8-0) Head Coach: John Mazur

| <u>Date</u> | <u>Score</u> | <u>Opponent</u> | <u>Margin</u> | <u>Result</u> | <u>Record</u> | <u>Attendance</u> |
|--------------|--------------|------------------|---------------|---------------|---------------|-------------------|
| 9/19 | 20-6 | Oakland | +14 | W | 1-0 | 55,405 |
| 9/26 | 7-34 | Detroit | -27 | L | 1-1 | 61,057 |
| 10/03 | 3-23 | Baltimore | -20 | L | 1-2 | 61,232 |
| 10/10 | 20-0 | New York Jets | +20 | W | 2-2 | 61,357 |
| 10/17 | 3-41 | at Miami | -38 | L | 2-3 | 58,822 |
| 10/24 | 21-44 | at Dallas | -23 | L | 2-4 | 65,708 |
| 10/31 | 10-27 | at San Francisco | -17 | L | 2-5 | 45,092 |
| 11/07 | 28-20 | Houston | +8 | W | 3-5 | 53,155 |
| 11/14 | 38-33 | Buffalo | +5 | W | 4-5 | 57,446 |
| 11/21 | 7-27 | at Cleveland | -20 | L | 4-6 | 65,238 |
| 11/28 | 20-27 | at Buffalo | -7 | L | 4-7 | 27,166 |
| 12/05 | 34-13 | Miami | +21 | W | 5-7 | 61,457 |
| 12/12 | 6-13 | at New York Jets | -7 | L | 5-8 | 63,175 |
| 12/19 | 21-17 | at Baltimore | +4 | W | 6-8 | 57,942 |
| Total | | | | | | 794,252 |

NOTE: All home games played at Schaefer Stadium.

1972 (Fifth in AFC-East, 3-11-0)**Head Coach: John Mazur (2-7-0), Phil Bengston (1-4-0)**

| <u>Date</u> | <u>Score</u> | <u>Opponent</u> | <u>Margin</u> | <u>Result</u> | <u>Record</u> | <u>Attendance</u> |
|--------------|--------------|------------------|---------------|---------------|---------------|-------------------|
| 9/17 | 7-31 | Cincinnati | -24 | L | 0-1 | 60,999 |
| 9/24 | 21-20 | Atlanta | +1 | W | 1-1 | 60,999 |
| 10/01 | 24-23 | Washington | +1 | W | 2-1 | 60,999 |
| 10/08 | 14-38 | at Buffalo | -24 | L | 2-2 | 41,749 |
| 10/15 | 13-41 | New York Jets | -28 | L | 2-3 | 60,999 |
| 10/22 | 3-33 | at Pittsburgh | -30 | L | 2-4 | 46,081 |
| 10/29 | 10-24 | at New York Jets | -14 | L | 2-5 | 62,867 |
| 11/06 | 17-24 | Baltimore | -7 | L | 2-6 | 60,999 |
| 11/12 | 0-52 | at Miami | -52 | L | 2-7 | 80,010 |
| 11/19 | 24-27 | Buffalo | -4 | L | 2-8 | 60,999 |
| 11/26 | 0-31 | at Baltimore | -31 | L | 2-9 | 54,907 |
| 12/03 | 21-37 | Miami | -16 | L | 2-10 | 60,999 |
| 12/10 | 17-10 | at New Orleans | +7 | W | 3-10 | 64,889 |
| 12/17 | 21-45 | at Denver | -24 | L | 3-11 | 51,656 |
| Total | | | | | | 829,152 |

1973 (Third in AFC-East, 5-9-0) Head Coach: Chuck Fairbanks

| <u>Date</u> | <u>Score</u> | <u>Opponent</u> | <u>Margin</u> | <u>Result</u> | <u>Record</u> | <u>Attendance</u> |
|--------------|--------------|------------------|---------------|---------------|---------------|-------------------|
| 9/16 | 13-31 | Buffalo | -18 | L | 0-1 | 56,114 |
| 9/23 | 7-10 | Kansas City | -3 | L | 0-2 | 57,918 |
| 9/30 | 23-44 | at Miami | -21 | L | 0-3 | 80,047 |
| 10/07 | 24-16 | Baltimore | +8 | W | 1-3 | 57,044 |
| 10/14 | 7-9 | New York Jets | -2 | L | 1-4 | 58,659 |
| 10/21 | 13-10 | at Chicago | +3 | W | 2-4 | 55,701 |
| 10/28 | 14-30 | Miami | -16 | L | 2-5 | 61,279 |
| 11/04 | 23-24 | at Philadelphia | -1 | L | 2-6 | 65,070 |
| 11/11 | 13-33 | at New York Jets | -20 | L | 2-7 | 60,737 |
| 11/18 | 33-24 | Green Bay | +9 | W | 3-7 | 61,279 |
| 11/25 | 32-0 | at Houston | +32 | W | 4-7 | 27,344 |
| 12/02 | 30-14 | San Diego | +16 | W | 5-7 | 58,150 |
| 12/09 | 13-37 | at Buffalo | -24 | L | 5-8 | 75,841 |
| 12/16 | 13-18 | at Baltimore | -5 | L | 5-9 | 52,065 |
| Total | | | | | | 827,248 |

**1974 (Tied for Third in AFC-East, 7-7-0) Head Coach: Chuck Fairbanks**

| <u>Date</u> | <u>Score</u> | <u>Opponent</u> | <u>Margin</u> | <u>Result</u> | <u>Record</u> | <u>Attendance</u> |
|-------------|--------------|--------------------|---------------|---------------|---------------|-------------------|
| 9/15 | 34-24 | Miami | +10 | W | 1-0 | 55,006 |
| 9/22 | 28-20 | at New York Giants | +8 | W | 2-0 | 49,267 |
| 9/29 | 20-14 | Los Angeles | +6 | W | 3-0 | 61,279 |
| 10/06 | 42-3 | Baltimore | +39 | W | 4-0 | 59,502 |
| 10/13 | 24-0 | at New York Jets | +24 | W | 5-0 | 61,400 |
| 10/20 | 28-30 | at Buffalo | -2 | L | 5-1 | 80,020 |
| 10/27 | 17-14 | at Minnesota | +3 | W | 6-1 | 48,497 |
| 11/03 | 28-29 | Buffalo | -1 | L | 6-2 | 61,279 |
| 11/10 | 14-21 | Cleveland | -7 | L | 6-3 | 61,279 |
| 11/17 | 16-21 | New York Jets | -5 | L | 6-4 | 61,279 |
| 11/24 | 27-17 | at Baltimore | +10 | W | 7-4 | 38,971 |
| 12/01 | 26-41 | at Oakland | -15 | L | 7-5 | 54,020 |
| 12/08 | 17-21 | Pittsburgh | -4 | L | 7-6 | 61,279 |
| 12/15 | 27-34 | at Miami | -7 | L | 7-7 | 79,420 |
| Total | 348-289 | | | | | 832,498 |

1975 (Fifth in AFC-East, 3-11-0) Head Coach: Chuck Fairbanks

| <u>Date</u> | <u>Score</u> | <u>Opponent</u> | <u>Margin</u> | <u>Result</u> | <u>Record</u> | <u>Attendance</u> |
|-------------|--------------|------------------|---------------|---------------|---------------|-------------------|
| 9/21 | 0-7 | Houston | -7 | L | 0-1 | 54,212 |
| 9/28 | 14-22 | Miami | -8 | L | 0-2 | 61,279 |
| 10/05 | 7-36 | at New York Jets | -29 | L | 0-3 | 61,415 |
| 10/12 | 10-27 | at Cincinnati | -17 | L | 0-4 | 55,856 |
| 10/19 | 21-10 | Baltimore | +11 | W | 1-4 | 56,844 |
| 10/26 | 24-16 | San Francisco | +8 | W | 2-4 | 60,691 |
| 11/02 | 17-24 | at St. Louis | -7 | L | 2-5 | 47,263 |
| 11/09 | 33-19 | at San Diego | +14 | W | 3-5 | 26,090 |
| 11/16 | 31-34 | Dallas | -3 | L | 3-6 | 61,279 |
| 11/23 | 31-45 | at Buffalo | -14 | L | 3-7 | 69,207 |
| 12/01 | 7-20 | at Miami | -13 | L | 3-8 | 68,480 |
| 12/07 | 28-30 | New York Jets | -2 | L | 3-9 | 57,539 |
| 12/14 | 14-34 | Buffalo | -20 | L | 3-10 | 59,646 |
| 12/21 | 21-34 | at Baltimore | -13 | L | 3-11 | 50,801 |
| Total | 258-358 | | | | | 790,602 |

1976 (Tied for First in AFC-East, 11-3-0) Head Coach: Chuck Fairbanks

| <u>Date</u> | <u>Score</u> | <u>Opponent</u> | <u>Margin</u> | <u>Result</u> | <u>Record</u> | <u>Attendance</u> |
|-------------|--------------|------------------|---------------|---------------|---------------|-------------------|
| 9/12 | 13-27 | Baltimore | -14 | L | 0-1 | 43,637 |
| 9/19 | 30-14 | Miami | +16 | W | 1-1 | 46,227 |
| 9/26 | 30-27 | at Pittsburgh | +3 | W | 2-1 | 50,350 |
| 10/03 | 48-17 | Oakland | +31 | W | 3-1 | 61,279 |
| 10/10 | 10-30 | at Detroit | -20 | L | 3-2 | 63,711 |
| 10/18 | 41-7 | New York Jets | +34 | W | 4-2 | 51,236 |
| 10/24 | 26-22 | at Buffalo | +4 | W | 5-2 | 50,383 |
| 10/31 | 3-10 | at Miami | -7 | L | 5-3 | 57,984 |
| 11/07 | 20-10 | Buffalo | +10 | W | 6-3 | 61,279 |
| 11/14 | 21-14 | at Baltimore | +7 | W | 7-3 | 60,020 |
| 11/21 | 38-24 | at New York Jets | +14 | W | 8-3 | 58,509 |
| 11/28 | 38-14 | Denver | +24 | W | 9-3 | 61,279 |
| 12/05 | 27-6 | New Orleans | +21 | W | 10-3 | 54,057 |
| 12/12 | 31-14 | at Tampa Bay | +17 | W | 11-3 | 46,475 |
| Total | 376-236 | | | | | 820,463 |

AFC PLAYOFF

| | | | | | | |
|---------|---------|------------|----|---|-----|---------|
| 12/18 | 21-24 | at Oakland | -3 | L | 0-1 | 54,037 |
| G Total | 397-260 | | | | | 874,500 |

1977 (Third in AFC-East, 9-5-0) Head Coach: Chuck Fairbanks

| <u>Date</u> | <u>Score</u> | <u>Opponent</u> | <u>Margin</u> | <u>Result</u> | <u>Record</u> | <u>Attendance</u> |
|-------------|--------------|-------------------|---------------|---------------|---------------|-------------------|
| 9/18 | 21-17 | Kansas City | +4 | W | 1-0 | 58,288 |
| 9/26 | 27-30 | at Cleveland (OT) | -3 | L | 1-1 | 77,910 |
| 10/02 | 27-30 | at New York Jets | -3 | L | 1-2 | 49,801 |
| 10/09 | 31-0 | Seattle | +31 | W | 2-2 | 54,363 |
| 10/16 | 24-20 | at San Diego | +4 | W | 3-2 | 51,143 |
| 10/23 | 17-3 | Baltimore | +14 | W | 4-2 | 61,279 |
| 10/30 | 24-13 | New York Jets | +11 | W | 5-2 | 61,279 |
| 11/06 | 14-24 | Buffalo | -10 | L | 5-3 | 61,279 |
| 11/13 | 5-17 | at Miami | -12 | L | 5-4 | 67,907 |
| 11/20 | 20-7 | at Buffalo | +13 | W | 6-4 | 31,157 |
| 11/27 | 14-6 | Philadelphia | +8 | W | 7-4 | 58,192 |
| 12/04 | 16-10 | at Atlanta | +6 | W | 8-4 | 60,738 |
| 12/11 | 14-10 | Miami | +4 | W | 9-4 | 61,279 |
| 12/18 | 24-30 | at Baltimore | -6 | L | 9-5 | 60,763 |
| Total | 278-217 | | | | | 815,378 |



1995 NEW ENGLAND PATRIOTS

1978 (First in AFC-East, 11-5-0) Head Coach: Chuck Fairbanks (11-4-0)

Ron Erhardt & Hank Bullough co-head coaches for final game at Miami

| <u>Date</u> | <u>Score</u> | <u>Opponent</u> | <u>Margin</u> | <u>Result</u> | <u>Record</u> | <u>Attendance</u> |
|-------------------------|----------------|------------------|---------------|---------------|---------------|-------------------|
| 9/03 | 14-16 | Washington | - 2 | L | 0-1 | 55,063 |
| 9/10 | 16- 6 | at St. Louis | +10 | W | 1-1 | 49,555 |
| 9/18 | 27-34 | Baltimore | - 7 | L | 1-2 | 57,503 |
| 9/24 | 21-14 | at Oakland | + 7 | W | 2-2 | 53,500 |
| 10/01 | 28-23 | San Diego | + 5 | W | 3-2 | 61,297 |
| 10/08 | 24-14 | Philadelphia | +10 | W | 4-2 | 61,297 |
| 10/15 | 10- 3 | at Cincinnati | + 7 | W | 5-2 | 56,257 |
| 10/22 | 33-24 | Miami | + 9 | W | 6-2 | 61,297 |
| 10/29 | 55-21 | New York Jets | +34 | W | 7-2 | 61,297 |
| 11/05 | 14-10 | at Buffalo | + 4 | W | 8-2 | 46,101 |
| 11/12 | 23-26 | Houston | - 3 | L | 8-3 | 61,297 |
| 11/19 | 19-17 | at New York Jets | + 2 | W | 9-3 | 60,372 |
| 11/26 | 35-14 | at Baltimore | +21 | W | 10-3 | 49,404 |
| 12/03 | 10-17 | at Dallas | - 7 | L | 10-4 | 65,045 |
| 12/10 | 26-24 | Buffalo | + 2 | W | 11-4 | 59,927 |
| 12/18 | 3-23 | at Miami | -20 | L | 11-5 | 75,445 |
| Total | 358-286 | | | | | 934,657 |
| AFC PLAYOFF GAME | | | | | | |
| 12/31 | 14-31 | Houston | -17 | L | 0-1 | 61,297 |
| G.Total | 372-317 | | | | | 995,954 |

1979 (Second in AFC-East, 9-7-0) Head Coach: Ron Erhardt

| <u>Date</u> | <u>Score</u> | <u>Opponent</u> | <u>Margin</u> | <u>Result</u> | <u>Record</u> | <u>Attendance</u> |
|--------------|----------------|-----------------|---------------|---------------|---------------|-------------------|
| 9/03 | 13-16 | Pittsburgh (OT) | - 3 | L | 0-1 | 61,297 |
| 9/09 | 56-03 | NY Jets | +53 | W | 1-1 | 53,220 |
| 9/16 | 20-14 | at Cincinnati | + 6 | W | 2-1 | 46,581 |
| 9/23 | 27-21 | San Diego | + 6 | W | 3-1 | 61,297 |
| 10/01 | 14-27 | at Green Bay | -13 | L | 3-2 | 56,212 |
| 10/07 | 24-17 | Detroit | + 7 | W | 4-2 | 61,297 |
| 10/14 | 27-07 | at Chicago | +20 | W | 5-2 | 57,979 |
| 10/21 | 28-13 | Miami | +15 | W | 6-2 | 61,297 |
| 10/28 | 26-31 | at Baltimore | - 5 | L | 6-3 | 47,042 |
| 11/04 | 26-06 | at Buffalo | +20 | W | 7-3 | 69,465 |
| 11/11 | 10-45 | at Denver | -35 | L | 7-4 | 75,103 |
| 11/18 | 50-21 | Baltimore | +29 | W | 8-4 | 61,297 |
| 11/25 | 13-16 | Buffalo (OT) | - 3 | L | 8-5 | 61,297 |
| 11/29 | 24-39 | at Miami | -15 | L | 8-6 | 75,037 |
| 12/09 | 26-27 | at NY Jets | - 1 | L | 8-7 | 60,372 |
| 12/16 | 27-23 | Minnesota | + 4 | W | 9-7 | 57,985 |
| Total | 411-326 | | | | | 966,778 |

1980 (Second in AFC-East, 10-6-0) Head Coach: Ron Erhardt

| <u>Date</u> | <u>Score</u> | <u>Opponent</u> | <u>Margin</u> | <u>Result</u> | <u>Record</u> | <u>Attendance</u> |
|--------------|----------------|------------------|---------------|---------------|---------------|-------------------|
| 9/07 | 34-17 | Cleveland | +17 | W | 1-0 | 49,222 |
| 9/14 | 21-37 | Atlanta | -16 | L | 1-1 | 48,321 |
| 9/21 | 37-31 | at Seattle | + 6 | W | 2-1 | 61,035 |
| 9/29 | 23-14 | Denver | + 9 | W | 3-1 | 59,602 |
| 10/05 | 21-11 | at New York Jets | +10 | W | 4-1 | 53,603 |
| 10/12 | 34- 0 | Miami | +34 | W | 5-1 | 60,377 |
| 10/19 | 37-21 | at Baltimore | +16 | W | 6-1 | 53,924 |
| 10/26 | 13-31 | at Buffalo | -18 | L | 6-2 | 75,092 |
| 11/02 | 34-21 | New York Jets | +13 | W | 7-2 | 60,834 |
| 11/10 | 34-38 | at Houston | - 4 | L | 7-3 | 51,524 |
| 11/16 | 14-17 | Los Angeles | - 3 | L | 7-4 | 60,609 |
| 11/23 | 47-21 | Baltimore | +26 | W | 8-4 | 60,994 |
| 11/30 | 17-21 | at San Francisco | - 4 | L | 8-5 | 45,254 |
| 12/08 | 13-16 | at Miami (OT) | - 3 | L | 8-6 | 63,292 |
| 12/14 | 24- 2 | Buffalo | +22 | W | 9-6 | 58,324 |
| 12/21 | 38-27 | at New Orleans | +11 | W | 10-6 | 38,277 |
| Total | 441-325 | | | | | 900,284 |

1981 (Fifth in AFC-East, 2-14-0) Head Coach: Ron Erhardt

| <u>Date</u> | <u>Score</u> | <u>Opponent</u> | <u>Margin</u> | <u>Result</u> | <u>Record</u> | <u>Attendance</u> |
|--------------|----------------|--------------------|---------------|---------------|---------------|-------------------|
| 9/06 | 28-29 | Baltimore | - 1 | L | 0-1 | 49,572 |
| 9/13 | 3-13 | at Philadelphia | -10 | L | 0-2 | 71,089 |
| 9/21 | 21-35 | Dallas | -14 | L | 0-3 | 60,311 |
| 9/27 | 21-27 | at Pittsburgh (OT) | - 6 | L | 0-4 | 53,344 |
| 10/04 | 33-17 | Kansas City | +16 | W | 1-4 | 55,931 |
| 10/11 | 24-28 | at New York Jets | - 4 | L | 1-5 | 55,093 |
| 10/18 | 38-10 | Houston | +28 | W | 2-5 | 60,474 |
| 10/25 | 22-24 | at Washington | - 2 | L | 2-6 | 50,934 |
| 11/01 | 17-27 | at Oakland | -10 | L | 2-7 | 44,246 |
| 11/08 | 27-30 | Miami (OT) | - 3 | L | 2-8 | 60,436 |
| 11/15 | 6-17 | New York Jets | -11 | L | 2-9 | 45,342 |
| 11/22 | 17-20 | at Buffalo | - 3 | L | 2-10 | 71,593 |
| 11/29 | 20-27 | St. Louis | - 7 | L | 2-11 | 39,946 |
| 12/06 | 14-24 | at Miami | -10 | L | 2-12 | 50,421 |
| 12/13 | 10-19 | Buffalo | - 9 | L | 2-13 | 42,549 |
| 12/20 | 21-23 | at Baltimore | - 2 | L | 2-14 | 17,073 |
| Total | 322-370 | | | | | 827,814 |

**1982 (Third in AFC-East, 5-4-0) Head Coach: Ron Meyer**

| Date | Score | Opponent | Margin | Result | Record | Attendance |
|--------|---------|---------------|--------|--------|--------|------------|
| 9/12 | 24-13 | at Baltimore | +11 | W | 1-0 | 39,055 |
| 9/19 | 7-31 | NY Jets | -24 | L | 1-1 | 53,515 |
| 11/21 | 7-10 | at Cleveland | -3 | L | 1-2 | 47,281 |
| 11/28 | 29-21 | Houston | +8 | W | 2-2 | 33,602 |
| 12/05 | 13-26 | at Chicago | -13 | L | 2-3 | 36,973 |
| 12/12 | 3-0 | Miami | +3 | W | 3-3 | 25,716 |
| 12/19 | 16-0 | at Seattle | +16 | W | 4-3 | 53,457 |
| 12/26 | 14-37 | at Pittsburgh | -23 | L | 4-4 | 50,515 |
| 1/2/83 | 30-19 | Buffalo | +11 | W | 5-4 | 36,218 |
| Total | 143-157 | | | | | 376,332 |

AFC PLAYOFF

| | | | | | | |
|----------------|----------------|----------|-----|---|-----|----------------|
| 1/8/83 | 13-28 | at Miami | -15 | L | 0-1 | 68,842 |
| G Total | 156-185 | | | | | 445,174 |

1983 (Second in AFC-East, 8-8-0) Head Coach: Ron Meyer

| Date | Score | Opponent | Margin | Result | Record | Attendance |
|-------|---------|----------------|--------|--------|--------|------------|
| 9/04 | 23-29 | Baltimore (OT) | -6 | L | 0-1 | 45,526 |
| 9/11 | 24-34 | at Miami | -10 | L | 0-2 | 59,343 |
| 9/18 | 23-13 | NY Jets | +10 | W | 1-2 | 43,182 |
| 9/25 | 28-23 | at Pittsburgh | +5 | W | 2-2 | 58,282 |
| 10/02 | 13-33 | San Francisco | -20 | L | 2-3 | 54,293 |
| 10/09 | 7-12 | at Baltimore | -5 | L | 2-4 | 35,618 |
| 10/16 | 37-21 | San Diego | +16 | W | 3-4 | 59,016 |
| 10/23 | 31-0 | at Buffalo | +31 | W | 4-4 | 60,424 |
| 10/30 | 13-24 | at Atlanta | -11 | L | 4-5 | 47,546 |
| 11/06 | 21-7 | Buffalo | +14 | W | 5-5 | 42,604 |
| 11/13 | 17-6 | Miami | +11 | W | 6-5 | 60,771 |
| 11/20 | 0-30 | Cleveland | -30 | L | 6-6 | 40,987 |
| 11/27 | 3-26 | at NY Jets | -23 | L | 6-7 | 48,620 |
| 12/04 | 7-0 | New Orleans | +7 | W | 7-7 | 24,579 |
| 12/11 | 21-7 | at LA Rams | +14 | W | 8-7 | 46,503 |
| 12/18 | 6-24 | at Seattle | -18 | L | 8-8 | 59,688 |
| Total | 274-289 | | | | | 786,982 |

1984 (Second in AFC-East, 9-7-0)**Head Coach: Ron Meyer (5-3-0), Raymond Berry (4-4-0)**

| Date | Score | Opponent | Margin | Result | Record | Attendance |
|-------|---------|-----------------|--------|--------|--------|------------|
| 9/02 | 21-17 | at Buffalo | +4 | W | 1-0 | 48,528 |
| 9/09 | 7-28 | at Miami | -21 | L | 1-1 | 66,083 |
| 9/16 | 38-23 | Seattle | +15 | W | 2-1 | 43,140 |
| 9/23 | 10-26 | Washington | -16 | L | 2-2 | 60,503 |
| 9/30 | 28-21 | at NY Jets | +7 | W | 3-2 | 68,978 |
| 10/07 | 17-16 | at Cleveland | +1 | W | 4-2 | 53,036 |
| 10/14 | 20-14 | Cincinnati | +6 | W | 5-2 | 48,154 |
| 10/21 | 24-44 | Miami | -20 | L | 5-3 | 60,711 |
| 10/28 | 30-20 | NY Jets | +10 | W | 6-3 | 60,513 |
| 11/04 | 19-26 | at Denver | -7 | L | 6-4 | 74,908 |
| 11/11 | 38-10 | Buffalo | +28 | W | 7-4 | 43,313 |
| 11/18 | 50-17 | at Indianapolis | +33 | W | 8-4 | 60,009 |
| 11/22 | 17-20 | at Dallas | -3 | L | 8-5 | 55,341 |
| 12/02 | 10-33 | St. Louis | -23 | L | 8-6 | 53,558 |
| 12/09 | 17-27 | at Philadelphia | -10 | L | 8-7 | 41,581 |
| 12/16 | 16-10 | Indianapolis | +6 | W | 9-7 | 22,383 |
| Total | 362-352 | | | | | 860,739 |

1985 (Tied for Second in AFC-East, 11-5-0) Head Coach: Raymond Berry

| Date | Score | Opponent | Margin | Result | Record | Attendance |
|-------|---------|-----------------|--------|--------|--------|------------|
| 9/08 | 26-20 | Green Bay | +6 | W | 1-0 | 49,488 |
| 9/15 | 7-20 | at Chicago | -13 | L | 1-1 | 60,533 |
| 9/22 | 17-14 | at Buffalo | +3 | W | 2-1 | 40,334 |
| 9/29 | 20-35 | LA Raiders | -15 | L | 2-2 | 60,686 |
| 10/06 | 20-24 | at Cleveland | -4 | L | 2-3 | 62,139 |
| 10/13 | 14-3 | Buffalo | +11 | W | 3-3 | 40,462 |
| 10/20 | 20-13 | NY Jets | +7 | W | 4-3 | 58,163 |
| 10/27 | 32-14 | at Tampa Bay | +18 | W | 5-3 | 34,661 |
| 11/03 | 17-13 | Miami | +4 | W | 6-3 | 58,811 |
| 11/10 | 34-15 | Indianapolis | +19 | W | 7-3 | 54,176 |
| 11/17 | 20-13 | at Seattle | +7 | W | 8-3 | 60,345 |
| 11/24 | 13-16 | at NY Jets (OT) | -3 | L | 8-4 | 74,100 |
| 12/01 | 38-31 | at Indianapolis | +7 | W | 9-4 | 56,740 |
| 12/08 | 23-6 | Detroit | +17 | W | 10-4 | 59,078 |
| 12/16 | 27-30 | at Miami | -3 | L | 10-5 | 69,489 |
| 12/22 | 34-23 | Cincinnati | +11 | W | 11-5 | 57,953 |
| Total | 362-290 | | | | | 897,158 |

AFC PLAYOFF

| | | | | | | |
|-------|-------|---------------|-----|---|-----|--------|
| 12/28 | 26-14 | at NY Jets | +12 | W | 1-0 | 70,598 |
| 1/05 | 27-20 | at LA Raiders | +7 | W | 2-0 | 88,936 |
| 1/12 | 31-14 | at Miami | +17 | W | 3-0 | 74,978 |

SUPER BOWL XX

(at Louisiana Superdome)

| | | | | | | |
|----------------|----------------|-------------|-----|---|-----|------------------|
| 1/26 | 10-46 | vs. Chicago | -36 | L | 3-1 | 73,818 |
| Total | 84-94 | | | | | 308,330 |
| G Total | 446-384 | | | | | 1,205,488 |

**1986 (First in AFC-East, 11-5-0) Head Coach: Raymond Berry**

| <u>Date</u> | <u>Score</u> | <u>Opponent</u> | <u>Margin</u> | <u>Result</u> | <u>Record</u> | <u>Attendance</u> |
|--------------|----------------|-----------------|---------------|---------------|---------------|-------------------|
| 9/07 | 33-3 | Indianapolis | +30 | W | 1-0 | 55,208 |
| 9/11 | 20-6 | at NY Jets | +14 | W | 2-0 | 72,422 |
| 9/21 | 31-38 | Seattle | -7 | L | 2-1 | 58,977 |
| 9/28 | 20-27 | at Denver | -7 | L | 2-2 | 75,804 |
| 10/05 | 34-7 | Miami | +27 | W | 3-2 | 60,689 |
| 10/12 | 24-31 | NY Jets | -7 | L | 3-3 | 60,342 |
| 10/19 | 34-0 | at Pittsburgh | +34 | W | 4-3 | 54,743 |
| 10/26 | 23-3 | at Buffalo | +30 | W | 5-3 | 77,808 |
| 11/02 | 25-17 | Atlanta | +8 | W | 6-3 | 60,597 |
| 11/09 | 30-21 | at Indianapolis | +9 | W | 7-3 | 56,890 |
| 11/16 | 30-28 | at LA Rams | +2 | W | 8-3 | 64,339 |
| 11/23 | 22-19 | Buffalo | +3 | W | 9-3 | 60,455 |
| 11/30 | 21-20 | at New Orleans | +1 | W | 10-3 | 58,259 |
| 12/07 | 7-31 | Cincinnati | -24 | L | 10-4 | 60,633 |
| 12/14 | 24-29 | San Francisco | -5 | L | 10-5 | 60,787 |
| 12/22 | 34-27 | at Miami | +7 | W | 11-5 | 74,516 |
| Total | 412-307 | | | | | 1,012,469 |

AFC PLAYOFF

| | | | | | | |
|----------------|----------------|-----------|----|---|-----|------------------|
| 1/4/87 | 17-22 | at Denver | -5 | L | 0-1 | 76,105 |
| G Total | 429-329 | | | | | 1,088,574 |

1987 (Tied for Second in AFC-East, 8-7-0) Head Coach: Raymond Berry

| <u>Date</u> | <u>Score</u> | <u>Opponent</u> | <u>Margin</u> | <u>Result</u> | <u>Record</u> | <u>Attendance</u> |
|--------------|----------------|-------------------|---------------|-------------------------------|---------------|-------------------|
| 9/13 | 28-21 | Miami | +7 | W | 1-0 | 54,642 |
| 9/21 | 24-43 | at NY Jets | -19 | L | 1-1 | 70,847 |
| 9/27 | | at Washington | | Cancelled due to NFLPA Strike | | |
| 10/04 | 10-20 | Cleveland | -10 | L | 1-2 | 14,830 |
| 10/11 | 14-7 | Buffalo | +7 | W | 2-2 | 11,878 |
| 10/18 | 21-7 | at Houston | +14 | W | 3-2 | 26,294 |
| 10/25 | 16-30 | at Indianapolis | -14 | L | 3-3 | 48,850 |
| 11/01 | 26-23 | LA Raiders | +3 | W | 4-3 | 60,664 |
| 11/08 | 10-17 | at NY Giants | -7 | L | 4-4 | 73,817 |
| 11/15 | 17-23 | Dallas (OT) | -6 | L | 4-5 | 60,567 |
| 11/22 | 24-0 | Indianapolis | +24 | W | 5-5 | 56,906 |
| 11/29 | 31-34 | Philadelphia (OT) | -3 | L | 5-6 | 54,198 |
| 12/06 | 20-31 | at Denver | -11 | L | 5-7 | 75,794 |
| 12/13 | 42-20 | NY Jets | +22 | W | 6-7 | 60,617 |
| 12/20 | 13-7 | at Buffalo | +6 | W | 7-7 | 74,945 |
| 12/28 | 24-10 | at Miami | +14 | W | 8-7 | 61,192 |
| Total | 320-293 | | | | | 806,041 |

1988 (Tied for Second in AFC-East, 9-7-0) Head Coach: Raymond Berry

| <u>Date</u> | <u>Score</u> | <u>Opponent</u> | <u>Margin</u> | <u>Result</u> | <u>Record</u> | <u>Attendance</u> |
|--------------|----------------|---------------------|---------------|---------------|---------------|-------------------|
| 9/04 | 28-3 | NY Jets | +25 | W | 1-0 | 44,027 |
| 9/11 | 6-36 | at Minnesota | -30 | L | 1-1 | 55,545 |
| 9/18 | 14-16 | Buffalo | -2 | L | 1-2 | 55,945 |
| 9/25 | 6-31 | at Houston | -25 | L | 1-3 | 38,646 |
| 10/02 | 21-17 | Indianapolis | +4 | W | 2-3 | 58,050 |
| 10/09 | 3-45 | at Green Bay (Mil.) | -42 | L | 2-4 | 51,932 |
| 10/16 | 27-21 | Cincinnati | +6 | W | 3-4 | 59,969 |
| 10/23 | 20-23 | at Buffalo | -3 | L | 3-5 | 76,824 |
| 10/30 | 30-7 | Chicago | +23 | W | 4-5 | 60,821 |
| 11/06 | 21-10 | Miami | +11 | W | 5-5 | 60,840 |
| 11/13 | 14-13 | at NY Jets | +1 | W | 6-5 | 48,358 |
| 11/20 | 6-3 | at Miami | +3 | W | 7-5 | 53,526 |
| 11/27 | 21-24 | at Indianapolis | -3 | L | 7-6 | 58,157 |
| 12/04 | 13-7 | Seattle | +6 | W | 8-6 | 59,068 |
| 12/11 | 10-7 | Tampa Bay (OT) | +3 | W | 9-6 | 39,889 |
| 12/17 | 10-21 | at Denver | -11 | L | 9-7 | 70,910 |
| Total | 250-284 | | | | | 892,507 |

1989 (Fourth in AFC-East, 5-11-0) Head Coach: Raymond Berry

| <u>Date</u> | <u>Score</u> | <u>Opponent</u> | <u>Margin</u> | <u>Result</u> | <u>Record</u> | <u>Attendance</u> |
|--------------|----------------|----------------------|---------------|---------------|---------------|-------------------|
| 9/10 | 27-24 | at NY Jets | +3 | W | 1-0 | 64,541 |
| 9/17 | 10-24 | Miami | -14 | L | 1-1 | 57,043 |
| 9/24 | 3-24 | Seattle | -21 | L | 1-2 | 48,025 |
| 10/01 | 10-31 | at Buffalo | -21 | L | 1-3 | 78,921 |
| 10/08 | 23-13 | Houston | +10 | W | 2-3 | 59,828 |
| 10/15 | 15-16 | at Atlanta | -1 | L | 2-4 | 39,697 |
| 10/22 | 20-37 | at San Francisco* | -17 | L | 2-5 | 70,000 |
| 10/29 | 23-20 | at Indianapolis (OT) | +3 | W | 3-5 | 59,356 |
| 11/05 | 26-27 | NY Jets | -1 | L | 3-6 | 53,366 |
| 11/12 | 24-28 | New Orleans | -4 | L | 3-7 | 47,680 |
| 11/19 | 33-24 | Buffalo | +9 | W | 4-7 | 49,663 |
| 11/26 | 21-24 | at LA Raiders | -3 | L | 4-8 | 38,747 |
| 12/03 | 22-16 | Indianapolis | +6 | W | 5-8 | 32,234 |
| 12/10 | 10-31 | at Miami | -21 | L | 5-9 | 55,913 |
| 12/17 | 10-28 | at Pittsburgh | -18 | L | 5-10 | 26,594 |
| 12/24 | 20-24 | LA Rams | -4 | L | 5-11 | 27,940 |
| Total | 297-391 | | | | | 809,553 |

*Played at Stanford Stadium in Palo Alto, California due to Oct. 17th earthquake in San Francisco.

**1990 (Fifth in AFC-East, 1-15) Head Coach: Rod Rust**

| <u>Date</u> | <u>Score</u> | <u>Opponent</u> | <u>Margin</u> | <u>Result</u> | <u>Record</u> | <u>Attendance</u> |
|--------------|----------------|-----------------|---------------|---------------|---------------|-------------------|
| 9/09 | 24-27 | Miami | -3 | L | 0-1 | 45,305 |
| 9/16 | 16-14 | at Indianapolis | +2 | W | 1-1 | 49,256 |
| 9/23 | 7-41 | at Cincinnati | -34 | L | 1-2 | 56,470 |
| 9/30 | 13-37 | N.Y. Jets | -24 | L | 1-3 | 36,724 |
| 10/07 | 20-33 | Seattle | -13 | L | 1-4 | 39,735 |
| 10/18 | 10-17 | at Miami | -7 | L | 1-5 | 62,630 |
| 10/28 | 10-27 | Buffalo | -17 | L | 1-6 | 51,959 |
| 11/04 | 20-48 | at Philadelphia | -28 | L | 1-7 | 65,514 |
| 11/11 | 10-13 | Indianapolis | -3 | L | 1-8 | 28,924 |
| 11/18 | 0-14 | at Buffalo | -14 | L | 1-9 | 74,720 |
| 11/25 | 14-34 | at Phoenix | -20 | L | 1-10 | 30,110 |
| 12/02 | 7-37 | Kansas City | -30 | L | 1-11 | 26,280 |
| 12/09 | 3-24 | at Pittsburgh | -21 | L | 1-12 | 48,354 |
| 12/15 | 10-25 | Washington | -15 | L | 1-13 | 22,286 |
| 12/23 | 7-42 | at N.Y. Jets | -35 | L | 1-14 | 30,250 |
| 12/30 | 10-13 | N.Y. Giants | -3 | L | 1-15 | 60,410 |
| Total | 181-446 | | | | | 853,641 |

1991 (Fourth in AFC East, 6-10) Head Coach: Dick MacPherson

| <u>Date</u> | <u>Score</u> | <u>Opponent</u> | <u>Margin</u> | <u>Result</u> | <u>Record</u> | <u>Attendance</u> |
|--------------|----------------|-------------------|---------------|---------------|---------------|-------------------|
| 9/01 | 16-7 | at Indianapolis | +9 | W | 1-0 | 49,961 |
| 9/08 | 0-20 | Cleveland | -20 | L | 1-1 | 35,377 |
| 9/15 | 6-20 | at Pittsburgh | -14 | L | 1-2 | 53,703 |
| 9/22 | 24-20 | Houston | +4 | W | 2-2 | 30,702 |
| 9/29 | 10-24 | at Phoenix | -14 | L | 2-3 | 26,043 |
| 10/06 | 10-20 | Miami | -10 | L | 2-4 | 49,749 |
| 10/20 | 26-23 | Minnesota (OT) | +3 | W | 3-4 | 45,367 |
| 10/27 | 6-9 | Denver | -3 | L | 3-5 | 43,994 |
| 11/03 | 17-22 | at Buffalo | -5 | L | 3-6 | 78,278 |
| 11/10 | 20-30 | at Miami | -10 | L | 3-7 | 56,065 |
| 11/17 | 21-28 | N.Y. Jets | -7 | L | 3-8 | 30,743 |
| 11/24 | 16-13 | Buffalo | +3 | W | 4-8 | 47,053 |
| 12/01 | 3-20 | at Denver | -17 | L | 4-9 | 67,116 |
| 12/08 | 23-17 | Indianapolis (OT) | +6 | W | 5-9 | 20,131 |
| 12/15 | 6-3 | at N.Y. Jets | +3 | W | 6-9 | 55,689 |
| 12/22 | 7-29 | at Cincinnati | -22 | L | 6-10 | 46,394 |
| Total | 211-305 | | | | | 736,365 |

1992 (Fifth in AFC East, 2-14) Head Coach: Dick MacPherson

| <u>Date</u> | <u>Score</u> | <u>Opponent</u> | <u>Margin</u> | <u>Result</u> | <u>Record</u> | <u>Attendance</u> |
|--------------|----------------|----------------------|---------------|---------------|---------------|-------------------|
| 9/13 | 0-14 | at L.A. Rams | -14 | L | 0-1 | 57,282 |
| 9/20 | 6-10 | Seattle | -4 | L | 0-2 | 42,327 |
| 9/27 | 7-41 | Buffalo | -34 | L | 0-3 | 52,527 |
| 10/04 | 21-30 | at N.Y. Jets | -9 | L | 0-4 | 60,180 |
| 10/11 | 12-24 | San Francisco | -12 | L | 0-5 | 54,126 |
| 10/18 | 17-38 | at Miami* | -21 | L | 0-6 | 57,282 |
| 10/25 | 17-19 | Cleveland | -2 | L | 0-7 | 32,219 |
| 11/01 | 7-16 | at Buffalo | -9 | L | 0-8 | 78,268 |
| 11/08 | 14-31 | New Orleans | -17 | L | 0-9 | 45,413 |
| 11/15 | 37-34 | at Indianapolis (OT) | +3 | W | 1-9 | 42,631 |
| 11/22 | 24-3 | N.Y. Jets | +21 | W | 2-9 | 27,642 |
| 11/29 | 0-34 | at Atlanta | -34 | L | 2-10 | 54,494 |
| 12/06 | 0-6 | Indianapolis | -6 | L | 2-11 | 19,429 |
| 12/13 | 20-27 | at Kansas City | -7 | L | 2-12 | 52,208 |
| 12/20 | 10-20 | at Cincinnati | -10 | L | 2-13 | 45,355 |
| 12/27 | 13-16 | Miami (OT) | -3 | L | 2-14 | 34,726 |
| Total | 205-363 | | | | | 756,109 |

* Miami game originally scheduled for Sept. 6, but was postponed due to the hurricane.

1993 (Fourth in AFC East, 5-11) Head Coach: Bill Parcells

| <u>Date</u> | <u>Score</u> | <u>Opponent</u> | <u>Margin</u> | <u>Result</u> | <u>Record</u> | <u>Attendance</u> |
|--------------|----------------|-----------------|---------------|---------------|---------------|-------------------|
| 9/05 | 14-38 | at Buffalo | -24 | L | 0-1 | 79,751 |
| 9/12 | 16-19 | Detroit (OT) | -3 | L | 0-2 | 54,151 |
| 9/19 | 14-17 | Seattle | -3 | L | 0-3 | 50,392 |
| 9/26 | 7-45 | at N.Y. Jets | -38 | L | 0-4 | 64,836 |
| 10/10 | 23-21 | at Phoenix | +2 | W | 1-4 | 36,115 |
| 10/17 | 14-28 | Houston | -14 | L | 1-5 | 51,037 |
| 10/24 | 9-10 | at Seattle | -1 | L | 1-6 | 56,526 |
| 10/31 | 6-9 | at Indianapolis | -3 | L | 1-7 | 46,522 |
| 11/07 | 10-13 | Buffalo (OT) | -3 | L | 1-8 | 54,326 |
| 11/21 | 13-17 | at Miami | -4 | L | 1-9 | 59,982 |
| 11/28 | 0-6 | N.Y. Jets | -6 | L | 1-10 | 42,810 |
| 12/05 | 14-17 | at Pittsburgh | -3 | L | 1-11 | 51,358 |
| 12/12 | 7-2 | Cincinnati | +5 | W | 2-11 | 29,794 |
| 12/19 | 20-17 | at Cleveland | +3 | W | 3-11 | 48,618 |
| 12/26 | 38-0 | Indianapolis | +38 | W | 4-11 | 26,571 |
| 1/02 | 33-27 | Miami (OT) | +6 | W | 5-11 | 53,883 |
| Total | 238-286 | | | | | 692,877 |

**1994 (Second in AFC East, 10-6) Head Coach: Bill Parcells**

| <u>Date</u> | <u>Score</u> | <u>Opponent</u> | <u>Margin</u> | <u>Result</u> | <u>Record</u> | <u>Attendance</u> |
|--------------|----------------|-----------------|---------------|---------------|---------------|-------------------|
| 9/04 | 35-39 | at Miami | -4 | L | 0-1 | 69,613 |
| 9/11 | 35-38 | Buffalo | -3 | L | 0-2 | 60,274 |
| 9/18 | 31-28 | at Cincinnati | +3 | W | 1-2 | 46,640 |
| 9/25 | 23-17 | at Detroit | +6 | W | 2-2 | 59,618 |
| 10/2 | 17-16 | Green Bay | +1 | W | 3-2 | 57,522 |
| 10/9 | 17-21 | LA Raiders | -4 | L | 3-3 | 59,889 |
| 10/16 | 17-24 | at N.Y. Jets | -7 | L | 3-4 | 71,123 |
| 10/30 | 3-23 | Miami | -20 | L | 3-5 | 59,167 |
| 11/06 | 6-13 | at Cleveland | -7 | L | 3-6 | 73,878 |
| 11/13 | 26-20 | Minnesota (OT) | +6 | W | 4-6 | 58,383 |
| 11/20 | 23-17 | San Diego | +6 | W | 5-6 | 59,690 |
| 11/27 | 12-10 | at Indianapolis | +2 | W | 6-6 | 43,839 |
| 12/4 | 24-13 | NY Jets | +11 | W | 7-6 | 60,138 |
| 12/11 | 28-18 | Indianapolis | +10 | W | 8-6 | 57,656 |
| 12/18 | 41-17 | at Buffalo | +24 | W | 9-6 | 56,784 |
| 12/24 | 13-3 | at Chicago | +10 | W | 10-6 | 60,177 |
| Total | 351-312 | | | | | 954,391 |

AFC PLAYOFF

| | | | | | | |
|-----|-------|--------------|----|---|--|------------------|
| 1/1 | 13-20 | at Cleveland | -7 | L | | 77,452 |
| | | | | | | 1,031,844 |

LARGEST CROWDS AT FOXBORO**10 LARGEST CROWDS AT FOXBORO STADIUM**

| | | | | | |
|----|-------------------|----------|------------------|---|------------|
| 1. | 61,457 | 12/5/71 | vs. Miami | W | 34-13 |
| 2. | 61,357 | 10/10/71 | vs. N.Y. Jets | W | 20-0 |
| 3. | 61,297 (11 times) | | | | |
| | | 10/2/78 | vs. San Diego | W | 23-18 |
| | | 10/8/78 | vs. Philadelphia | W | 24-14 |
| | | 10/22/78 | vs. Miami | W | 33-24 |
| | | 10/29/78 | vs. N.Y. Jets | W | 55-21 |
| | | 11/12/78 | vs. Houston | L | 26-23 |
| | | 9/3/79 | vs. Pittsburgh | L | 16-13 (ot) |
| | | 9/23/79 | vs. San Diego | W | 27-21 |
| | | 10/7/79 | vs. Detroit | W | 24-17 |
| | | 10/21/79 | vs. Miami | W | 28-13 |
| | | 11/18/79 | vs. Baltimore | W | 50-21 |
| | | 11/25/79 | vs. Buffalo | L | 16-13 (ot) |

The capacity of Foxboro Stadium was decreased to 60,794 in 1980 as a result of additional corner seats. Capacity has since been reduced and is now 60,292.

10 LARGEST CROWDS SINCE 1980

| | | | | | |
|-----|--------|----------|-------------------|---|-------|
| 1. | 60,994 | 11/23/80 | vs. Baltimore | W | 47-21 |
| 2. | 60,840 | 11/6/88 | vs. Miami | W | 21-10 |
| 3. | 60,834 | 11/2/80 | vs. N.Y. Jets | W | 34-21 |
| 4. | 60,821 | 10/30/88 | vs. Chicago | W | 30-17 |
| 5. | 60,787 | 12/14/86 | vs. San Francisco | L | 29-24 |
| 6. | 60,771 | 11/13/83 | vs. Miami | W | 17- 6 |
| 7. | 60,711 | 10/21/84 | vs. Miami | L | 44-24 |
| 8. | 60,689 | 10/5/86 | vs. Miami | W | 34- 7 |
| 9. | 60,686 | 9/29/85 | vs. L.A. Raiders | L | 33-20 |
| 10. | 60,664 | 11/1/87 | vs. L.A. Raiders | W | 23-23 |

The largest crowd since 1990 was 60,410 on 12/30/90 in a 13-10 loss to the N.Y. Giants.

NOW THAT'S THE TICKET

On February 25, 1994, the sale of the Patriots to Robert Kraft was made official. The following day, thousands of fans responded to the news as nearly 6,000 season tickets were sold in just one day (5,958 officially). To put that number in perspective, the previous Patriots single-day sales record was 979 tickets in 1993, when fans responded to the hiring of head coach Bill Parcells.



YEAR-BY-YEAR ATTENDANCE

REGULAR SEASON

| Year | Home | | Away | | Total |
|---------------|------------|-------------------|------------|-------------------|-------------------|
| | Games | Attendance | Games | Attendance | |
| 1960 | 7 | 118,260 | 7 | 110,316 | 228,576 |
| 1961 | 7 | 115,610 | 7 | 129,984 | 245,594 |
| 1962 | 7 | 150,626 | 7 | 170,983 | 321,609 |
| 1963 | 7 | 169,870 | 7 | 143,936 | 313,806 |
| 1964 | 7 | 199,652 | 7 | 175,246 | 374,898 |
| 1965 | 7 | 143,098 | 7 | 245,485 | 388,583 |
| 1966 | 7 | 190,138 | 7 | 240,668 | 430,806 |
| 1967(a) | 6 | 138,861 | 8 | 287,279 | 426,140 |
| 1968(a) | 6 | 127,267 | 8 | 318,396 | 445,663 |
| 1969 | 7 | 149,412 | 7 | 284,587 | 433,999 |
| 1970 | 7 | 245,537 | 7 | 361,842 | 607,379 |
| 1971 | 7 | 411,109 | 7 | 383,143 | 794,252 |
| 1972 | 7 | 426,993 | 7 | 402,159 | 829,152 |
| 1973 | 7 | 410,443 | 7 | 416,805 | 827,248 |
| 1974 | 7 | 420,903 | 7 | 411,595 | 832,498 |
| 1975 | 7 | 411,490 | 7 | 379,112 | 790,602 |
| 1976 | 7 | 378,994 | 7 | 387,432 | 766,426 |
| 1977 | 7 | 415,959 | 7 | 399,419 | 815,378 |
| 1978 | 8 | 478,978 | 8 | 455,679 | 934,657 |
| 1979 | 8 | 478,987 | 8 | 502,492 | 981,479 |
| 1980 | 8 | 458,283 | 8 | 442,001 | 900,284 |
| 1981 | 8 | 414,741 | 8 | 413,073 | 827,814 |
| 1982* | 4 | 149,188 | 5 | 231,781 | 380,969 |
| 1983 | 8 | 370,958 | 8 | 416,024 | 786,982 |
| 1984 | 8 | 392,275 | 8 | 468,464 | 860,739 |
| 1985 | 8 | 438,817 | 8 | 458,341 | 897,158 |
| 1986 | 8 | 477,688 | 8 | 537,779 | 1,015,467 |
| 1987* | 8 | 374,302 | 7 | 431,739 | 806,041 |
| 1988 | 8 | 438,627 | 8 | 400,372 | 838,999 |
| 1989 | 8 | 388,522 | 8 | 494,981 | 883,503 |
| 1990 | 8 | 311,623 | 8 | 417,304 | 728,927 |
| 1991 | 8 | 303,116 | 8 | 433,249 | 736,365 |
| 1992 | 8 | 308,409 | 8 | 430,820 | 739,229 |
| 1993 | 8 | 362,964 | 8 | 443,708 | 806,672 |
| 1994 | 8 | 472,718 | 8 | 481,673 | 954,391 |
| Totals | 256 | 11,244,418 | 260 | 12,707,867 | 23,952,285 |

POSTSEASON

| Year | Home | | Away | | Total |
|-----------------------|------------|-------------------|------------|-------------------|-------------------|
| | Games | Attendance | Games | Attendance | |
| 1963 | - | - | 2 | 64,314 | 64,314 |
| 1976 | - | - | 1 | 54,037 | 54,037 |
| 1978 | 1 | 61,297 | - | - | 61,297 |
| 1982 (1-2-83) | - | - | 1 | 68,842 | 68,842 |
| 1985 | - | - | 4 | 308,690 | 308,690 |
| 1986 | - | - | 1 | 76,105 | 76,105 |
| 1994 | - | - | 1 | 77,452 | 77,452 |
| Playoff Totals | 1 | 61,297 | 10 | 649,440 | 710,737 |
| Grand Totals | 257 | 11,305,715 | 270 | 13,357,307 | 24,663,022 |

(a) One home game rescheduled and played away from home.

* 1982 and 1987 seasons were shortened due to player strikes.



SERIES RESULTS

(Includes Playoff Games)
1995 Non-Division opponents

ARIZONA 6, PATRIOTS 2

| | |
|-----------------------------|-----|
| 1970—at St. Louis 31, NE 0 | -31 |
| 1975—at St. Louis 24, NE 17 | -7 |
| 1978—NE 16, at St. Louis 6 | +10 |
| 1981—St. Louis 27, at NE 20 | -7 |
| 1984—St. Louis 33, at NE 10 | -23 |
| 1990—at Phoenix 34, NE 14 | -20 |
| 1991—at Phoenix 24, NE 10 | -14 |
| 1993—NE 23, at Phoenix 21 | +2 |

(Points—Cardinals 200, Patriots 110)

ATLANTA 4, PATRIOTS 3

| | |
|---------------------------|-----|
| 1972—at NE 21, Atlanta 20 | +1 |
| 1977—NE 16, at Atlanta 10 | +6 |
| 1980—Atlanta 37, at NE 21 | -16 |
| 1983—at Atlanta 24, NE 13 | -11 |
| 1986—at NE 25, Atlanta 17 | +8 |
| 1989—at Atlanta 16, NE 15 | -1 |
| 1992—at Atlanta 34, NE 0 | -34 |

(Points—Atlanta 158, Patriots 111)

PATRIOTS 35, BUFFALO 34 (1 tie)

| | |
|-----------------------------------|-----|
| 1960—Buffalo 13, at NE 0 | -13 |
| at Buffalo 38, NE 14 | -24 |
| 1961—NE 23, at Buffalo 21 | +2 |
| at NE 52, Buffalo 21 | +31 |
| 1962—at Buffalo 28, NE 28 | tie |
| at NE 21, Buffalo 10 | +21 |
| 1963—at Buffalo 28, NE 21 | -7 |
| at NE 17, Buffalo 7 | +10 |
| * NE 26, at Buffalo 8 | +18 |
| 1964—NE 36, at Buffalo 28 | +8 |
| Buffalo 24, at NE 14 | -10 |
| 1965—at Buffalo 24, NE 7 | -17 |
| Buffalo 23, at NE 7 | -16 |
| 1966—NE 20, at Buffalo 10 | +10 |
| at NE 14, Buffalo 3 | +11 |
| 1967—NE 23, at Buffalo 0 | +23 |
| Buffalo 44, at NE 16 | -28 |
| 1968—NE 16, at Buffalo 7 | +9 |
| at NE 23, Buffalo 6 | +17 |
| 1969—at Buffalo 23, NE 16 | -7 |
| at NE 35, Buffalo 21 | +14 |
| 1970—Buffalo 45, at NE 10 | -35 |
| NE 14, at Buffalo 10 | +4 |
| 1971—at NE 38, Buffalo 33 | +5 |
| at Buffalo 27, NE 20 | -7 |
| 1972—at Buffalo 38, NE 14 | -24 |
| Buffalo 27, at NE 24 | -3 |
| 1973—Buffalo 31, at NE 13 | -18 |
| at Buffalo 37, NE 13 | -24 |
| 1974—at Buffalo 30, NE 28 | -2 |
| Buffalo 29, at NE 28 | -1 |
| 1975—at Buffalo 45, NE 31 | -14 |
| Buffalo 34, at NE 14 | -20 |
| 1976—NE 26, at Buffalo 22 | +4 |
| at NE 20, Buffalo 10 | +10 |
| 1977—Buffalo 24, at NE 14 | -10 |
| NE 20, at Buffalo 7 | +13 |
| 1978—NE 14, at Buffalo 10 | +4 |
| at NE 26, Buffalo 24 | +2 |
| 1979—NE 26, at Buffalo 6 | +20 |
| Buffalo 16, at NE 13 (OT) | -3 |
| 1980—at Buffalo 31, NE 13 | -18 |
| at NE 24, Buffalo 2 | +22 |
| 1981—at Buffalo, 20, NE 17 | -3 |
| Buffalo 19, at NE 10 | -9 |
| 1982—at NE 30, Buffalo 19(1-2-83) | +11 |
| 1983—NE 31, at Buffalo 0 | +31 |
| at NE 21, Buffalo 7 | +14 |
| 1984—NE 21, at Buffalo 17 | +4 |
| at NE 38, Buffalo 10 | +28 |
| 1985—NE 17, at Buffalo 14 | +3 |
| at NE 14, Buffalo 3 | +11 |
| 1986—NE 23, at Buffalo 3 | +20 |

| | |
|---------------------------|-----|
| at NE 22, Buffalo 19 | +3 |
| 1987—at NE 14, Buffalo 7 | +7 |
| NE 13, at Buffalo 7 | +6 |
| 1988—Buffalo 16, at NE 14 | -2 |
| at Buffalo 23, NE 20 | -3 |
| 1989—at Buffalo 31, NE 10 | -21 |
| at NE 33, Buffalo 24 | +9 |
| 1990—Buffalo 27, at NE 10 | -17 |
| at Buffalo 14, NE 0 | -14 |
| 1991—at Buffalo 22, NE 17 | -5 |
| at NE 16, Buffalo 13 | +3 |
| 1992—Buffalo 41, at NE 7 | -34 |
| at Buffalo 16, NE 7 | -9 |
| 1993—at Buffalo 38, NE 14 | -24 |
| Buffalo 13, at NE 10 (OT) | -3 |
| 1994—Buffalo 38, at NE 35 | -3 |
| NE 41, at Buffalo 17 | +24 |

*Divisional Playoff

(Points—Buffalo 1,403, Patriots 1,377)

PATRIOTS 4, CHICAGO 3

| | |
|---------------------------------------|-----|
| 1973—NE 13, at Chicago 10 | +3 |
| 1979—NE 27, at Chicago 7 | +20 |
| 1982—at Chicago 26, NE 13 | -13 |
| 1985—at Chicago 20, NE 7 | -13 |
| 1985—(*at N.O.) Chicago 46, NE 10 -36 | |
| 1988—at NE 30, Chicago 7 | +23 |
| 1994—NE 13, at Chicago 3 | +10 |

*Super Bowl XX

(Points—Chicago 119, Patriots 113)

PATRIOTS 9, CINCINNATI 7

| | |
|------------------------------|-----|
| 1968—at NE 33, Cincinnati 14 | +19 |
| 1969—NE 25, at Cincinnati 14 | +11 |
| 1970—at Cincinnati 45, NE 7 | -38 |
| 1972—Cincinnati 31, at NE 7 | -24 |
| 1975—at Cincinnati 27, NE 10 | -17 |
| 1978—NE 10, at Cincinnati 3 | +7 |
| 1979—NE 20, at Cincinnati 14 | +6 |
| 1984—at NE 20, Cincinnati 14 | +6 |
| 1985—at NE 34, Cincinnati 23 | +11 |
| 1986—Cincinnati 31, at NE 7 | -24 |
| 1988—at NE 27, Cincinnati 21 | +6 |
| 1990—at Cincinnati 41, NE 7 | -34 |
| 1991—at Cincinnati 29, NE 7 | -22 |
| 1992—at Cincinnati 20, NE 10 | -10 |
| 1993—at NE 7, Cincinnati 2 | +5 |
| 1994—NE 31, Cincinnati 28 | +3 |

(Points—Cincinnati 357, Patriots 262)

CLEVELAND 11, PATRIOTS 3

| | |
|----------------------------------|-----|
| 1971—at Cleveland 27, NE 7 | -20 |
| 1974—Cleveland 21, at NE 14 | -7 |
| 1977—at Cleveland 30, NE 27 (OT) | -3 |
| 1980—at NE 34, Cleveland 17 | +17 |
| 1982—at Cleveland 10, NE 7 | -3 |
| 1983—Cleveland 30, at NE 0 | -30 |
| 1984—NE 17, at Cleveland 16 | +1 |
| 1985—at Cleveland 24, NE 20 | -4 |
| 1987—Cleveland 20, at NE 10 | -10 |
| 1991—Cleveland 20, at NE 0 | -20 |
| 1992—Cleveland 19, at NE 17 | -2 |
| 1993—NE 20, at Cleveland 17 | +3 |
| 1994—at Cleveland 13, at NE 6 | -7 |
| *at Cleveland 20, NE 13 | -7 |

*AFC First Round Playoff

(Points—Cleveland 284, Patriots 192)

DALLAS 6, PATRIOTS 0

| | |
|-------------------------------|-----|
| 1971—at Dallas 44, NE 21 | -23 |
| 1975—Dallas 34, at NE 31 | -3 |
| 1978—at Dallas 17, NE 10 | -7 |
| 1981—Dallas 35, at NE 21 | -14 |
| 1984—at Dallas 20, NE 17 | -3 |
| 1987—Dallas 23, at NE 17 (OT) | -6 |

(Points—Dallas 173, Patriots 117)



SERIES RESULTS (cont.)

DENVER 17, PATRIOTS 12

| | |
|--------------------------|-----|
| 1960—Denver 13, at NE 10 | -3 |
| at Denver 31, NE 24 | -7 |
| 1961—at NE 45, Denver 17 | +28 |
| NE 28, at Denver 24 | +4 |
| 1962—at NE 41, Denver 16 | +25 |
| NE 33, at Denver 29 | +4 |
| 1963—at Denver 14, NE 10 | -4 |
| at NE 40, Denver 21 | +19 |
| 1964—NE 39, at Denver 10 | +29 |
| at NE 12, Denver 7 | +5 |
| 1965—Denver 27, at NE 10 | -17 |
| NE 28, at Denver 20 | +8 |
| 1966—NE 24, at Denver 10 | +14 |
| Denver 17, at NE 10 | -7 |
| 1967—at Denver 26, NE 21 | -5 |
| 1968—NE 20, at Denver 17 | +3 |
| Denver 35, at NE 14 | -21 |
| 1969—at Denver 35, NE 7 | -28 |
| 1972—at Denver 45, NE 21 | -24 |
| 1976—at NE 38, Denver 14 | +24 |
| 1979—at Denver 45, NE 10 | -35 |
| 1980—at NE 23, Denver 14 | +9 |
| 1984—at Denver 26, NE 19 | -7 |
| 1986—at Denver 27, NE 20 | -7 |
| *at Denver 22, NE 17 | -5 |
| 1987—at Denver 31, NE 20 | -11 |
| 1988—at Denver 21, NE 10 | -11 |
| 1991—Denver 9, at NE 6 | -3 |
| at Denver 20, NE 3 | -17 |

*AFC Playoff

(Points—Denver 643, Patriots 603)

PATRIOTS 3, DETROIT 3

| | |
|--------------------------------|-----|
| 1971—Detroit 34, at NE 7 | -27 |
| 1976—at Detroit 30, NE 10 | -20 |
| 1979—at NE 24, Detroit 17 | +7 |
| 1985—at NE 23, Detroit 6 | +17 |
| 1993—Detroit 19, at NE 16 (OT) | +3 |
| 1994—NE 23, at Detroit 17 | +6 |

(Points—Detroit 123, Patriots 103)

PATRIOTS 4, GREEN BAY 2

| | |
|-----------------------------|-----|
| 1973—at NE 33, Green Bay 24 | +9 |
| 1979—at Green Bay 27, NE 14 | -13 |
| 1985—at NE 26, Green Bay 20 | +6 |
| 1988—at Green Bay 45, NE 3 | -42 |
| 1994—at NE 17, Green Bay 16 | +1 |

(Points—Green Bay 132, Patriots 93)

PATRIOTS 17, HOUSTON 15 (1 tie)

| | |
|---------------------------|-----|
| 1960—Houston 24, at NE 10 | -14 |
| at Houston 37, NE 21 | -16 |
| 1961—at NE 31, Houston 31 | tie |
| at Houston 27, NE 15 | -12 |
| 1962—at NE 34, Houston 21 | +13 |
| at Houston 21, NE 17 | -4 |
| 1963—at NE 45, Houston 3 | +42 |
| NE 46, at Houston 28 | +18 |
| 1964—at NE 25, Houston 24 | +1 |
| NE 34, at Houston 17 | +17 |
| 1965—at Houston 31, NE 10 | -21 |
| at NE 42, Houston 14 | +28 |
| 1966—at NE 27, Houston 21 | +6 |
| NE 38, at Houston 14 | +24 |
| 1967—at NE 18, Houston 7 | +11 |
| at Houston 27, NE 6 | -21 |
| 1968—Houston 16, at NE 0 | -16 |
| at Houston 45, NE 17 | -28 |
| 1969—at NE 24, Houston 0 | +24 |
| at Houston 27, NE 23 | -4 |
| 1971—at NE 28, Houston 20 | +8 |
| 1973—NE 32, at Houston 0 | +32 |
| 1975—Houston 7, at NE 0 | -7 |
| 1978—Houston 26, at NE 23 | -3 |
| *Houston 31, at NE 14 | -17 |
| 1980—at Houston 38, NE 34 | -4 |

| | |
|---------------------------|-----|
| 1981—at NE 38, Houston 10 | +28 |
| 1982—at NE 29, Houston 21 | +8 |
| 1987—NE 21, at Houston 7 | +14 |
| 1988—at Houston 31, NE 6 | -25 |
| 1989—at NE 23, Houston 13 | +10 |
| 1991—at NE 24, Houston 20 | +4 |
| 1993—Houston 28, at NE 14 | -14 |

*AFC Divisional Playoff

(Points—Patriots 769, Houston 687)

PATRIOTS 28, INDIANAPOLIS 19

| | |
|---------------------------------------|-----|
| 1970—Baltimore 14, at NE 6 | -8 |
| at Baltimore 27, NE 3 | -24 |
| 1971—Baltimore 23, at NE 3 | -20 |
| NE 21, at Baltimore 17 | +4 |
| 1972—Baltimore 24, at NE 17 | -7 |
| at Baltimore 31, NE 0 | -31 |
| 1973—at NE 24, Baltimore 16 | +8 |
| at Baltimore 18, NE 13 | -5 |
| 1974—at NE 42, Baltimore 3 | +39 |
| NE 27, at Baltimore 17 | +10 |
| 1975—at NE 21, Baltimore 10 | +11 |
| at Baltimore 34, NE 21 | -13 |
| 1976—Baltimore 27, at NE 13 | -14 |
| NE 21, at Baltimore 14 | +7 |
| 1977—at NE 17, Baltimore 3 | +14 |
| at Baltimore 30, NE 24 | -6 |
| 1978—Baltimore 34, at NE 27 | -7 |
| NE 35, at Baltimore 14 | +21 |
| 1979—at Baltimore 31, NE 26 | -5 |
| at NE 50, Baltimore 21 | +29 |
| 1980—NE 37, at Baltimore 21 | +16 |
| at NE 47, Baltimore 21 | +26 |
| 1981—Baltimore 29, at NE 28 | -1 |
| at Baltimore 23, NE 21 | -2 |
| 1982—NE 24, at Baltimore 13 | +11 |
| 1983—Baltimore 29, at NE 23 (OT) | -6 |
| at Baltimore 12, NE 7 | -5 |
| 1984—NE 50, at Indianapolis 17 | +33 |
| at NE 16, Indianapolis 10 | +6 |
| 1985—at NE 34, Indianapolis 15 | +19 |
| NE 38, at Indianapolis 31 | +7 |
| 1986—at NE 33, Indianapolis 3 | +30 |
| NE 30, at Indianapolis 21 | +9 |
| 1987—at Indianapolis 30, NE 16 | -14 |
| at NE 24, Indianapolis 0 | +24 |
| 1988—at NE 21, Indianapolis 17 | +4 |
| at Indianapolis 24, NE 21 | -3 |
| 1989—NE 23, at Indy 20 (OT) | +3 |
| at NE 22, Indianapolis 16 | +6 |
| 1990—NE 16, at Indianapolis 14 | +2 |
| Indianapolis 13, at NE 10 | -3 |
| 1991—NE 16, at Indianapolis 7 | +9 |
| at NE 23, Indianapolis 17 (OT)+6 | |
| 1992—NE 37, at Indianapolis 34 (OT)+3 | |
| Indianapolis 6, at NE 0 | -6 |
| 1993—at Indianapolis 9, NE 6 | -3 |
| at NE 38, Indianapolis 0 | +38 |
| 1994—NE 12, at Indianapolis 10 | +2 |
| at NE 28, Indianapolis 18 | +10 |

(Points—Patriots 1,112, Colts 888)

KANSAS CITY 13, PATRIOTS 7 (3 ties)

| | |
|-------------------------------|-----|
| 1960—at NE 42, Kansas City 14 | +28 |
| at Kansas City 34, NE 0 | -34 |
| 1961—NE 18, at Kansas City 17 | +1 |
| at NE 28, Kansas City 21 | +7 |
| 1962—at Kansas City 42, NE 28 | -14 |
| Kansas City 27, at NE 7 | -20 |
| 1963—at NE 24, Kansas City 24 | tie |
| at Kansas City 35, NE 3 | -32 |
| 1964—at NE 24, Kansas City 7 | +17 |
| NE 31, at Kansas City 24 | +7 |
| 1965—at Kansas City 27, NE 17 | -10 |
| at NE 10, Kansas City 10 | tie |
| 1966—Kansas City 43, at NE 24 | -19 |
| NE 27, at Kansas City 27 | tie |



SERIES RESULTS (cont.)

| | |
|--|-----|
| 1967—Kansas City 33, at NE 10 | -23 |
| 1968—at Kansas City 31, NE 17 | -14 |
| 1969—Kansas City 31, at NE 0 | -31 |
| 1970—at Kansas City 23, NE 10 | -13 |
| 1973—Kansas City 10, at NE 7 | -3 |
| 1977—at NE 21, Kansas City 17 | +4 |
| 1981—at NE 33, Kansas City 17 | +16 |
| 1990—Kansas City 37, at NE 7 | -30 |
| 1992—at Kansas City 27, NE 20 | -7 |
| (Points—Kansas City 578, Patriots 408) | |

LA RAIDERS 14, PATRIOTS 13 (1 tie)

| | |
|---------------------------------|-----|
| 1960—At San Francisco 27, NE 14 | -13 |
| at NE 34, Oakland 28 | +6 |
| 1961—at NE 20, Oakland 17 | +3 |
| NE 35, at San Francisco 21 | +14 |
| 1962—at NE 26, Oakland 16 | +10 |
| at Oakland 20, NE 0 | -20 |
| 1963—NE 20, at Oakland 14 | +6 |
| at NE 20, Oakland 14 | +6 |
| 1964—NE 17, at Oakland 14 | +3 |
| at NE 43, Oakland 43 | tie |
| 1965—Oakland 24, at NE 10 | -14 |
| at Oakland 30, NE 21 | -9 |
| 1966—at NE 24, Oakland 21 | +3 |
| 1967—at Oakland 35, NE 7 | -28 |
| Oakland 48, at NE 14 | -34 |
| 1968—at Oakland 41, NE 10 | -31 |
| 1969—Oakland 38, at NE 23 | -15 |
| 1971—at NE 20, Oakland 6 | +14 |
| 1974—at Oakland 41, NE 26 | -15 |
| 1976—at NE 48, Oakland 17 | +31 |
| *at Oakland 24, NE 21 | -3 |
| 1978—NE 21, at Oakland 14 | +7 |
| 1981—at Oakland 27, NE 17 | -10 |
| 1985—Los Angeles 35, at NE 20 | -15 |
| *NE 27, at Los Angeles 20 | +7 |
| 1987—at NE 26, Los Angeles 23 | +3 |
| 1989—at Los Angeles 24, NE 21 | -3 |
| 1994—Los Angeles 21, at NE 17 | -4 |

*AFC Divisional Playoff

(Points—Raiders 703, Patriots 602)

MIAMI 36, PATRIOTS 22

| | |
|------------------------------|-----|
| 1966—NE 20, at Miami 14 | +6 |
| 1967—at NE 41, Miami 10 | +31 |
| at Miami 41, NE 32 | -9 |
| 1968—Miami 34, at NE 10 | -24 |
| at Miami 38, NE 7 | -31 |
| 1969—Miami 17, at NE 16 | -1 |
| NE 38, Miami 23(at Tampa) | +15 |
| 1970—at NE 27, Miami 14 | +13 |
| at Miami 37, NE 20 | -17 |
| 1971—at Miami 41, NE 3 | -38 |
| at NE 34, Miami 13 | +21 |
| 1972—at Miami 52, NE 0 | -52 |
| Miami 37, at NE 21 | -16 |
| 1973—at Miami 44, NE 23 | -21 |
| Miami 30, at NE 14 | -16 |
| 1974—at NE 34, Miami 24 | +10 |
| at Miami 34, NE 27 | -7 |
| 1975—Miami 22, at NE 14 | -8 |
| at Miami 20, NE 7 | -13 |
| 1976—at NE 30, Miami 14 | +16 |
| at Miami 10, NE 3 | -7 |
| 1977—at Miami 17, NE 5 | -12 |
| at NE 14, Miami 10 | +4 |
| 1978—at NE 33, Miami 24 | +9 |
| at Miami 23, NE 3 | -20 |
| 1979—at NE 28, Miami 13 | +15 |
| at Miami 39, NE 24 | -15 |
| 1980—at NE 34, Miami 0 | +34 |
| at Miami 16, NE 13 (OT) | -3 |
| 1981—Miami 30, at NE 27 (OT) | -3 |
| at Miami 24, NE 14 | -10 |
| 1982—at NE 3, Miami 0 | +3 |
| *at Miami 28, NE 13 | -15 |
| 1983—at Miami 34, NE 24 | -10 |

| | |
|-------------------------|-----|
| at NE 17, Miami 6 | +11 |
| 1984—at Miami 28, NE 7 | -21 |
| Miami 44, at NE 24 | -20 |
| 1985—at NE 17, Miami 13 | +4 |
| at Miami 30, NE 27 | -3 |
| *NE 31, at Miami 14 | +17 |
| 1986—at NE 34, Miami 7 | +27 |
| NE 34, at Miami 27 | +7 |
| 1987—at NE 28, Miami 21 | +7 |
| NE 24, at Miami 10 | +14 |
| 1988—at NE 21, Miami 10 | +11 |
| NE 6, at Miami 3 | +3 |
| 1989—Miami 24, at NE 10 | -14 |
| at Miami 31, NE 10 | -21 |
| 1990—Miami 27, at NE 24 | -3 |
| at Miami 17, NE 10 | -7 |
| 1991—Miami 20, at NE 10 | -10 |
| at Miami 30, NE 20 | -10 |
| 1992—at Miami 38, NE 17 | -21 |
| Miami 16, at NE 13 (OT) | -3 |
| 1993—at Miami 17, NE 13 | -4 |
| at NE 33, Miami 27 (OT) | +6 |
| 1994—at Miami 39, NE 35 | -4 |
| Miami 23, at NE 3 | -20 |

*AFC First Round Playoff

**AFC Championship

(Points—Miami 1,349, Patriots 1,124)

PATRIOTS 4, MINNESOTA 2

| | |
|----------------------------------|-----|
| 1970—Minnesota 35, at NE 14 | -21 |
| 1974—NE 17, at Minnesota 14 | +3 |
| 1979—at NE 27, Minnesota 23 | +4 |
| 1988—at Minnesota 36, NE 6 | -30 |
| 1991—at NE 26, Minnesota 23 (OT) | +3 |
| 1994—at NE 26, Minnesota 20 (OT) | +6 |

(Points—Minnesota 151, Patriots 116)

PATRIOTS 5, NEW ORLEANS 2

| | |
|-------------------------------|-----|
| 1972—NE 17, at New Orleans 10 | +7 |
| 1976—at NE 27, New Orleans 6 | +21 |
| 1980—NE 38, at New Orleans 27 | +11 |
| 1983—at NE 7, New Orleans 0 | +7 |
| 1986—NE 21, at New Orleans 20 | +1 |
| 1989—New Orleans 28, at NE 24 | -4 |
| 1992—New Orleans 31, at NE 14 | -17 |

(Points—Patriots 148, New Orleans 122)

NY GIANTS 3, PATRIOTS 1

| | |
|-----------------------------|-----|
| 1970—NY Giants 16, at NE 0 | -16 |
| 1974—NE 28, at NY Giants 20 | +8 |
| 1987—at NY Giants 17, NE 10 | -7 |
| 1990—NY Giants 13, at NE 10 | -3 |

(Points—NY Giants 66, Patriots 48)

NY JETS 39, PATRIOTS 30 (1 tie)

| | |
|----------------------------|-----|
| 1960—NE 28, at New York 24 | +4 |
| at NE 38, New York 21 | +17 |
| 1961—New York 21, at NE 20 | -1 |
| at New York 37, NE 30 | -7 |
| 1962—NE 43, at New York 14 | +29 |
| at NE 24, New York 17 | +7 |
| 1963—at NE 38, New York 14 | +24 |
| at New York 31, NE 24 | -7 |
| 1964—at NE 26, New York 10 | +16 |
| at New York 35, NE 14 | -21 |
| 1965—New York 30, at NE 20 | -10 |
| NE 27, at New York 23 | +4 |
| 1966—at NE 24, New York 24 | tie |
| at New York 38, NE 28 | -10 |
| 1967—at New York 30, NE 23 | -7 |
| New York 29, at NE 24 | -5 |
| 1968—New York 47, NE 31 | -16 |
| (at Birmingham) | |
| at New York 48, NE 14 | -34 |
| 1969—New York 23, at NE 14 | -9 |
| at New York 23, NE 17 | -6 |
| 1970—New York 31, at NE 21 | -10 |
| at New York 17, NE 3 | -14 |



SERIES RESULTS (cont.)

| | |
|----------------------------|-----|
| 1971—at NE 20, New York 0 | +20 |
| at New York 13, NE 6 | -7 |
| 1972—New York 41, at NE 13 | -28 |
| at New York 34, NE 10 | -24 |
| 1973—New York 9, at NE 7 | -2 |
| at New York 33, NE 13 | -20 |
| 1974—NE 24, at New York 0 | +24 |
| New York 21, at NE 16 | -5 |
| 1975—at New York 36, NE 7 | -29 |
| New York 30, at NE 28 | -2 |
| 1976—at NE 41, New York 7 | +34 |
| NE 38, at New York 24 | +14 |
| 1977—at New York 30, NE 27 | -3 |
| at NE 24, New York 13 | +11 |
| 1978—at NE 55, New York 21 | +34 |
| NE 19, at New York 17 | +2 |
| 1979—at NE 56, New York 3 | +53 |
| at New York 27, NE 26 | -1 |
| 1980—NE 21, at New York 11 | +10 |
| at NE 34, New York 21 | +13 |
| 1981—at New York 28, NE 24 | -4 |
| New York 17, at NE 6 | -11 |
| 1982—New York 31, at NE 7 | -24 |
| 1983—at NE 23, New York 13 | +10 |
| at New York 26, NE 3 | -23 |
| 1984—NE 28, at New York 21 | +7 |
| at NE 30, New York 20 | +10 |
| 1985—at NE 20, New York 13 | +7 |
| at New York 16, NE 13 (OT) | -3 |
| *NE 26, at New York 14 | +12 |
| 1986—NE 20, at New York 6 | +14 |
| New York 31, at NE 24 | -7 |
| 1987—at New York 43, NE 24 | -19 |
| at NE 42, New York 20 | +22 |
| 1988—at NE 28, New York 3 | +25 |
| NE 14, at New York 13 | +1 |
| 1989—NE 27, at New York 24 | +3 |
| New York 27, at NE 26 | -1 |
| 1990—New York 37, at NE 13 | -24 |
| at New York 42, NE 7 | -35 |
| 1991—New York 28, at NE 21 | -7 |
| NE 6, at New York 3 | +3 |
| 1992—at New York 30, NE 21 | -9 |
| at NE 24, New York 3 | +21 |
| 1993—at New York 45, NE 7 | -38 |
| New York 6, at NE 0 | -6 |
| 1994—at New York 24, NE 17 | -7 |
| at NE 24, New York 13 | +11 |

*AFC Wildcard Game

(Points—Patriots 1,541, NY Jets 1,575)

PHILADELPHIA 5, PATRIOTS 2

| | |
|------------------------------------|-----|
| 1973—at Philadelphia 24, NE 23 | -1 |
| 1977—at NE 14, Philadelphia 6 | +8 |
| 1978—at NE 24, Philadelphia 14 | +10 |
| 1981—at Philadelphia 13, NE 3 | -10 |
| 1984—at Philadelphia 27, NE 17 | -10 |
| 1987—Philadelphia 34, at NE 31(OT) | -3 |
| 1990—at Philadelphia 48, NE 20 | -28 |

(Points—Philadelphia 166, Patriots 132)

PITTSBURGH 9, PATRIOTS 3

| | |
|-----------------------------------|-----|
| 1972—at Pittsburgh 33, NE 3 | -30 |
| 1974—Pittsburgh 21, at NE 17 | -4 |
| 1976—NE 30, at Pittsburgh 27 | +3 |
| 1979—Pittsburgh 16, at NE 13 (OT) | -3 |
| 1981—at Pittsburgh 27, NE 21 (OT) | -6 |
| 1982—at Pittsburgh 37, NE 14 | -23 |
| 1983—NE 28, at Pittsburgh 23 | +5 |
| 1986—NE 34, at Pittsburgh 0 | +34 |
| 1989—at Pittsburgh 28, NE 10 | -28 |
| 1990—at Pittsburgh 24, NE 3 | -21 |
| 1991—at Pittsburgh 20, NE 6 | -14 |
| 1993—at Pittsburgh 17, NE 14 | -3 |

(Points—Pittsburgh 273, Patriots 193)

PATRIOTS 14, SAN DIEGO 12 (2 ties)

| | |
|------------------------------|-----|
| 1960—NE 35, at Los Angeles 0 | +35 |
| Los Angeles 45, at NE 16 | -29 |

| | |
|-----------------------------|-----|
| 1961—San Diego 38, at NE 27 | -11 |
| NE 41, at San Diego 0 | +41 |
| 1962—at NE 24, San Diego 20 | +4 |
| NE 20, at San Diego 14 | +6 |
| 1963—at San Diego 17, NE 13 | -4 |
| San Diego 7, at NE 6 | -1 |
| *at San Diego 51, NE 10 | -41 |
| 1964—NE 33, at San Diego 28 | +5 |
| San Diego 26, at NE 17 | -9 |
| 1965—at NE 13, San Diego 13 | tie |
| NE 22, at San Diego 6 | +16 |
| 1966—at San Diego 24, NE 0 | -24 |
| at NE 35, San Diego 17 | +18 |
| 1967—at San Diego 28, NE 14 | -14 |
| NE 31, at San Diego 31 | tie |
| 1968—San Diego 27, at NE 17 | -10 |
| 1969—San Diego 13, at NE 10 | -3 |
| at San Diego 28, NE 18 | -10 |
| 1970—San Diego 16, at NE 14 | -2 |
| 1973—at NE 30, San Diego 14 | +16 |
| 1975—NE 33, at San Diego 19 | +14 |
| 1977—NE 24, at San Diego 20 | +4 |
| 1978—at NE 28, San Diego 23 | +5 |
| 1979—at NE 27, San Diego 21 | +6 |
| 1983—at NE 37, San Diego 21 | +16 |
| 1994—at NE 23, San Diego 17 | +6 |

*AFL Championship Game

(Points—Patriots 618, San Diego 584)

SAN FRANCISCO 6, PATRIOTS 1

| | |
|---------------------------------|-----|
| 1971—at San Francisco 27, NE 10 | -17 |
| 1975—at NE 24, San Francisco 16 | +8 |
| 1980—at San Francisco 21, NE 17 | -4 |
| 1983—San Francisco 33, at NE 13 | -20 |
| 1986—San Francisco 29, at NE 24 | -5 |
| 1989—*San Francisco 37, NE 20 | -17 |
| (at Palo Alto) | |
| 1992—San Francisco 24, at NE 12 | -12 |

(Points—San Francisco 187, Patriots 130)

SEATTLE 7, PATRIOTS 6

| | |
|---------------------------|-----|
| 1977—at NE 31, Seattle 0 | +31 |
| 1980—NE 37, at Seattle 31 | +6 |
| 1982—NE 16, at Seattle 0 | +16 |
| 1983—at Seattle 24, NE 6 | -18 |
| 1984—at NE 38, Seattle 23 | +15 |
| 1985—NE 20, at Seattle 13 | +7 |
| 1986—Seattle 38, at NE 31 | -7 |
| 1988—at NE 13, Seattle 7 | +6 |
| 1989—Seattle 24, at NE 3 | -21 |
| 1990—Seattle 33, at NE 20 | -13 |
| 1992—Seattle 10, at NE 6 | -4 |
| 1993—Seattle 17, at NE 14 | -3 |
| at Seattle 10, NE 9 | -1 |

(Points—Patriots 244, Seattle 230)

PATRIOTS 3, ST. LOUIS RAMS 3

| | |
|-------------------------------|-----|
| 1974—at NE 20, Los Angeles 14 | +6 |
| 1980—Los Angeles 17, at NE 14 | -3 |
| 1983—NE 21, at Los Angeles 7 | +14 |
| 1986—NE 30, at Los Angeles 28 | +2 |
| 1989—Los Angeles 24, at NE 20 | -4 |
| 1992—at Los Angeles 14, NE 0 | -14 |

(Points—Patriots 105, Rams 104)

PATRIOTS 3, TAMPA BAY 0

| | |
|---------------------------------|-----|
| 1976—NE 31, at Tampa Bay 14 | +17 |
| 1985—NE 32, at Tampa Bay 14 | +18 |
| 1988—at NE 10, Tampa Bay 7 (OT) | +3 |

(Points—Patriots 73, Tampa Bay 35)

WASHINGTON 4, PATRIOTS 1

| | |
|------------------------------|-----|
| 1972—at NE 24, Washington 23 | +1 |
| 1978—Washington 16, at NE 14 | -2 |
| 1981—at Washington 24, NE 22 | -2 |
| 1984—Washington 26, at NE 10 | -16 |
| 1990—Washington 25, at NE 10 | -15 |

(Points—Washington 114, Patriots 80)



YEAR-BY-YEAR LEADING SCORERS

| Year | Player | TD | PAT | FG | Total |
|------|-------------------------|----|-----|----|-------|
| 1960 | Gino Cappelletti | 0 | 36 | 8 | 60 |
| 1961 | Gino Cappelletti | 8 | 48 | 17 | 147 |
| 1962 | Gino Cappelletti | 5 | 38 | 20 | 128 |
| 1963 | Gino Cappelletti | 2 | 35 | 22 | 113 |
| 1964 | Gino Cappelletti | 7 | 38 | 25 | 155 |
| 1965 | Gino Cappelletti | 9 | 27 | 17 | 132 |
| 1966 | Gino Cappelletti | 6 | 35 | 16 | 119 |
| 1967 | Gino Cappelletti | 3 | 29 | 16 | 95 |
| 1968 | Gino Cappelletti | 2 | 26 | 15 | 83 |
| 1969 | Gino Cappelletti | 0 | 26 | 14 | 68 |
| 1970 | Jim Nance | 7 | 0 | 0 | 42 |
| 1971 | Charlie Gogolak | 0 | 28 | 12 | 64 |
| 1972 | Carl Garrett | 5 | 0 | 0 | 30 |
| 1973 | Jeff White | 0 | 21 | 14 | 63 |
| 1974 | John Smith | 0 | 42 | 16 | 90 |
| 1975 | John Smith | 0 | 33 | 9 | 60 |
| 1976 | John Smith | 0 | 42 | 15 | 87 |
| 1977 | John Smith | 0 | 33 | 15 | 78 |
| 1978 | Horace Ivory | 11 | 0 | 0 | 66 |
| 1979 | John Smith (NFL Leader) | 0 | 46 | 23 | 115 |
| 1980 | John Smith (NFL Leader) | 0 | 51 | 26 | 129 |
| 1981 | John Smith | 0 | 37 | 15 | 82 |
| 1982 | John Smith | 0 | 6 | 5 | 21 |
| 1983 | Tony Collins | 10 | 0 | 0 | 60 |
| 1984 | Tony Franklin | 0 | 42 | 22 | 108 |
| 1985 | Tony Franklin | 0 | 40 | 24 | 112 |
| 1986 | Tony Franklin | 0 | 44 | 32 | 140 |
| 1987 | Tony Franklin | 0 | 37 | 15 | 82 |
| 1988 | Robert Perryman | 6 | 0 | 0 | 36 |
| 1989 | Greg Davis | 0 | 13 | 16 | 61 |
| 1990 | Jason Staurovsky | 0 | 19 | 16 | 67 |
| 1991 | Jason Staurovsky | 0 | 10 | 13 | 49 |
| 1992 | Charlie Baumann | 0 | 22 | 11 | 55 |
| 1993 | Scott Sisson | 0 | 15 | 14 | 57 |
| 1994 | Matt Bahr | 0 | 36 | 27 | 117 |

YEAR-BY-YEAR LEADING RUSHER

| Year | Player | Att | Yds | Avg | Lg | TD |
|------|-----------------|-----|------|-----|-----|----|
| 1960 | Alan Miller | 101 | 416 | 4.2 | 33 | 1 |
| 1961 | Billy Lott | 100 | 461 | 4.7 | 38 | 5 |
| 1962 | Ron Burton | 134 | 548 | 4.0 | 59 | 2 |
| 1963 | Larry Garron | 179 | 750 | 4.1 | 47t | 2 |
| 1964 | Larry Garron | 183 | 585 | 3.2 | 16 | 2 |
| 1965 | Jim Nance | 111 | 321 | 2.9 | 20 | 5 |
| 1966 | Jim Nance | 299 | 1458 | 4.9 | 65t | 11 |
| 1967 | Jim Nance | 269 | 1216 | 4.5 | 53 | 7 |
| 1968 | Jim Nance | 177 | 593 | 3.4 | 30t | 4 |
| 1969 | Jim Nance | 193 | 750 | 3.9 | 43 | 6 |
| 1970 | Jim Nance | 145 | 522 | 3.6 | 21 | 7 |
| 1971 | Carl Garrett | 181 | 784 | 4.3 | 38 | 1 |
| 1972 | Josh Ashton | 128 | 546 | 4.3 | 35 | 3 |
| 1973 | Sam Cunningham | 155 | 516 | 3.3 | 25 | 4 |
| 1974 | Mack Herron | 231 | 824 | 3.6 | 28 | 7 |
| 1975 | Sam Cunningham | 169 | 666 | 3.9 | 17 | 6 |
| 1976 | Sam Cunningham | 172 | 824 | 4.8 | 24 | 3 |
| 1977 | Sam Cunningham | 270 | 1015 | 3.8 | 31t | 4 |
| 1978 | Sam Cunningham | 199 | 768 | 3.9 | 52t | 8 |
| 1979 | Sam Cunningham | 159 | 563 | 3.5 | 27 | 5 |
| 1980 | Vagas Ferguson | 211 | 818 | 3.9 | 44 | 2 |
| 1981 | Tony Collins | 204 | 873 | 4.3 | 29 | 7 |
| 1982 | Tony Collins | 164 | 632 | 3.9 | 54 | 1 |
| 1983 | Tony Collins | 219 | 1049 | 4.8 | 50t | 10 |
| 1984 | Craig James | 160 | 790 | 4.9 | 73 | 1 |
| 1985 | Craig James | 263 | 1227 | 4.7 | 65t | 5 |
| 1986 | Craig James | 154 | 427 | 2.8 | 16 | 4 |
| 1987 | Tony Collins | 147 | 474 | 3.2 | 19 | 3 |
| 1988 | John Stephens | 297 | 1168 | 3.9 | 52 | 4 |
| 1989 | John Stephens | 244 | 833 | 3.4 | 35t | 7 |
| 1990 | John Stephens | 212 | 808 | 3.8 | 26 | 2 |
| 1991 | Leonard Russell | 266 | 959 | 3.6 | 24 | 4 |
| 1992 | Jon Vaughn | 113 | 451 | 4.0 | 36 | 1 |
| 1993 | Leonard Russell | 300 | 1088 | 3.6 | 21 | 7 |
| 1994 | Marion Butts | 243 | 703 | 2.9 | 26 | 8 |



YEAR-BY-YEAR LEADING PASSERS

| Year | Player | Att | Comp | Pct | Yards | Int | Lg | TD |
|------|-----------------------|-----|------|------|-------|-----|-----|----|
| 1960 | Butch Songin | 392 | 187 | 47.7 | 2476 | 15 | 78 | 22 |
| 1961 | Butch Songin | 212 | 98 | 46.2 | 1429 | 9 | 58t | 14 |
| 1962 | Babe Parilli | 253 | 140 | 55.3 | 1988 | 8 | 67t | 18 |
| 1963 | Babe Parilli | 337 | 153 | 45.4 | 2335 | 24 | 77t | 13 |
| 1964 | Babe Parilli | 473 | 228 | 48.2 | 3465 | 27 | 80t | 31 |
| 1965 | Babe Parilli | 426 | 173 | 40.6 | 2597 | 26 | 73t | 18 |
| 1966 | Babe Parilli | 382 | 181 | 47.4 | 2721 | 20 | 63t | 20 |
| 1967 | Babe Parilli | 344 | 161 | 46.8 | 2317 | 24 | 79t | 19 |
| 1968 | Tom Sherman | 226 | 90 | 39.8 | 1199 | 16 | 87t | 12 |
| 1969 | Mike Taliaferro | 331 | 160 | 48.3 | 2160 | 18 | 77 | 19 |
| 1970 | Joe Kapp | 219 | 98 | 44.7 | 1104 | 17 | 48 | 3 |
| 1971 | Jim Plunkett | 328 | 158 | 48.2 | 2158 | 16 | 88t | 19 |
| 1972 | Jim Plunkett | 355 | 169 | 47.6 | 2196 | 25 | 62 | 8 |
| 1973 | Jim Plunkett | 376 | 193 | 51.3 | 2550 | 17 | 64 | 13 |
| 1974 | Jim Plunkett | 352 | 173 | 49.1 | 2457 | 22 | 69t | 19 |
| 1975 | Steve Grogan | 274 | 139 | 50.7 | 1976 | 18 | 62t | 11 |
| 1976 | Steve Grogan | 302 | 145 | 48.0 | 1903 | 20 | 58t | 18 |
| 1977 | Steve Grogan | 305 | 160 | 52.5 | 2162 | 21 | 68 | 17 |
| 1978 | Steve Grogan | 362 | 181 | 50.0 | 2824 | 23 | 75t | 15 |
| 1979 | Steve Grogan | 423 | 206 | 48.7 | 3286 | 20 | 63t | 28 |
| 1980 | Steve Grogan | 306 | 175 | 57.2 | 2475 | 22 | 71 | 18 |
| 1981 | Steve Grogan | 216 | 117 | 54.2 | 1859 | 16 | 76t | 7 |
| | Matt Cavanaugh | 219 | 115 | 52.5 | 1633 | 13 | 65 | 5 |
| 1982 | Steve Grogan | 122 | 66 | 54.1 | 930 | 4 | 62t | 7 |
| 1983 | Steve Grogan | 303 | 168 | 55.4 | 2411 | 12 | 76t | 15 |
| 1984 | Tony Eason | 431 | 259 | 60.1 | 3228 | 8 | 76t | 23 |
| 1985 | Tony Eason | 299 | 168 | 56.2 | 2156 | 17 | 90t | 11 |
| 1986 | Tony Eason | 448 | 276 | 61.6 | 3328 | 10 | 49 | 19 |
| 1987 | Steve Grogan | 161 | 93 | 57.8 | 1183 | 9 | 40 | 10 |
| 1988 | Doug Flutie | 179 | 92 | 51.4 | 1150 | 10 | 80t | 8 |
| 1989 | Steve Grogan | 261 | 133 | 51.0 | 1697 | 9 | 55t | 14 |
| 1990 | Marc Wilson | 265 | 139 | 52.5 | 1625 | 6 | 36 | 11 |
| 1991 | Hugh Millen | 409 | 246 | 60.1 | 3073 | 18 | 60t | 9 |
| 1992 | Hugh Millen | 203 | 124 | 61.1 | 1203 | 10 | 39 | 8 |
| 1993 | Drew Bledsoe | 429 | 214 | 49.9 | 2494 | 15 | 54t | 15 |
| 1994 | Drew Bledsoe | 691 | 400 | 57.9 | 4555 | 27 | 62t | 25 |

YEAR-BY-YEAR LEADING RECEIVERS

| Year | Player | No | Yards | Avg | Lg | TD |
|------|------------------------|----|-------|------|-----|----|
| 1960 | Jim Colclough | 49 | 666 | 13.6 | 61 | 9 |
| 1961 | Gino Cappelletti | 45 | 768 | 17.1 | 53 | 8 |
| 1962 | Jim Colclough | 40 | 868 | 21.7 | 78t | 10 |
| 1963 | Jim Colclough | 42 | 793 | 18.8 | 56t | 3 |
| 1964 | Gino Cappelletti | 49 | 865 | 17.7 | 58t | 7 |
| 1965 | Jim Colclough | 40 | 677 | 16.9 | 41 | 3 |
| 1966 | Art Graham | 51 | 673 | 13.2 | 42 | 4 |
| 1967 | Art Graham | 41 | 606 | 14.8 | 79t | 4 |
| 1968 | Jim Whalen | 47 | 718 | 15.3 | 87t | 7 |
| 1969 | Carl Garrett | 29 | 267 | 9.2 | 34 | 2 |
| 1970 | Ron Sellers | 38 | 550 | 14.5 | 48 | 4 |
| 1971 | Randy Vataha | 51 | 872 | 17.1 | 88t | 9 |
| 1972 | Reggie Rucker | 44 | 681 | 15.5 | 62 | 3 |
| 1973 | Reggie Rucker | 53 | 743 | 14.0 | 64 | 3 |
| 1974 | Mack Herron | 38 | 474 | 12.5 | 18 | 5 |
| 1975 | Randy Vataha | 46 | 720 | 15.7 | 47 | 6 |
| 1976 | Andy Johnson | 29 | 343 | 11.8 | 53 | 4 |
| 1977 | Sam Cunningham | 42 | 370 | 8.8 | 35 | 1 |
| 1978 | Russ Francis | 39 | 543 | 13.9 | 53 | 4 |
| 1979 | Harold Jackson | 45 | 1013 | 22.5 | 59 | 7 |
| | Stanley Morgan | 44 | 1002 | 22.8 | 63t | 12 |
| 1980 | Stanley Morgan | 45 | 991 | 22.0 | 71 | 6 |
| 1981 | Don Hasselbeck | 46 | 808 | 17.6 | 51 | 6 |
| | Stanley Morgan | 44 | 1029 | 23.4 | 76t | 6 |
| 1982 | Stanley Morgan | 28 | 584 | 20.9 | 75t | 3 |
| 1983 | Stanley Morgan | 58 | 863 | 14.9 | 50t | 2 |
| 1984 | Derrick Ramsey | 66 | 792 | 12.0 | 34 | 7 |
| 1985 | Tony Collins | 52 | 549 | 10.6 | 49 | 2 |
| 1986 | Stanley Morgan | 84 | 1491 | 17.8 | 44t | 10 |
| 1987 | Tony Collins | 44 | 347 | 7.9 | 29 | 3 |
| 1988 | Reggie Dupard | 34 | 232 | 6.8 | 15 | 0 |
| 1989 | Eric Sievers | 54 | 615 | 11.4 | 46 | 0 |
| 1990 | Irving Fryar | 54 | 856 | 15.9 | 56 | 4 |
| 1991 | Marv Cook | 82 | 808 | 9.9 | 49 | 3 |
| 1992 | Irving Fryar | 55 | 791 | 14.4 | 54t | 4 |
| 1993 | Ben Coates | 53 | 659 | 12.4 | 54t | 8 |
| 1994 | Ben Coates | 96 | 1174 | 12.2 | 62t | 7 |



YEAR-BY-YEAR LEADING INTERCEPTORS

| Year | Player | No | Yards | Avg | Lg | TD |
|------|------------------|----|-------|------|-----|----|
| 1960 | Gino Cappelletti | 4 | 68 | 17.0 | 24 | 0 |
| 1961 | Don Webb | 5 | 153 | 30.6 | 59 | 2 |
| 1962 | Ross O'Hanley | 5 | 83 | 16.6 | 28 | 0 |
| 1963 | Bob Suci | 8 | 277 | 36.7 | 98 | 2 |
| 1964 | Ron Hall | 11 | 148 | 13.5 | 50 | 0 |
| 1965 | Ron Hall | 3 | 35 | 11.7 | 29 | 0 |
| 1966 | Ron Hall | 6 | 159 | 26.5 | 87 | 0 |
| 1967 | Nick Buoniconti | 4 | 7 | 1.8 | 7 | 0 |
| | Don Webb | 4 | 91 | 22.8 | 41 | 0 |
| 1968 | Leroy Mitchell | 7 | 41 | 5.9 | 20 | 0 |
| 1969 | Larry Carwell | 4 | 114 | 28.5 | 38 | 0 |
| 1970 | Daryl Johnson | 2 | 51 | 25.5 | 42 | 0 |
| 1971 | Larry Carwell | 5 | 72 | 14.4 | 53t | 1 |
| 1972 | Honor Jackson | 4 | 133 | 33.3 | 55 | 0 |
| 1973 | Ron Bolton | 6 | 65 | 10.8 | 56 | 0 |
| 1974 | Ron Bolton | 7 | 18 | 2.6 | 10 | 0 |
| 1975 | Ron Bolton | 5 | 33 | 6.6 | 15 | 0 |
| 1976 | Mike Haynes | 8 | 90 | 11.3 | 28 | 0 |
| 1977 | Mike Haynes | 5 | 54 | 10.8 | 22 | 0 |
| 1978 | Mike Haynes | 6 | 123 | 20.5 | 50 | 1 |
| 1979 | Raymond Clayborn | 5 | 56 | 11.2 | 27 | 0 |
| 1980 | Raymond Clayborn | 5 | 87 | 17.4 | 29 | 0 |
| 1981 | Rick Sanford | 3 | 28 | 9.3 | 21 | 0 |
| | Tim Fox | 3 | 20 | 6.7 | 20 | 0 |
| 1982 | Mike Haynes | 4 | 26 | 6.5 | 26 | 0 |
| 1983 | Rick Sanford | 7 | 24 | 3.4 | 16 | 0 |
| 1984 | Raymond Clayborn | 3 | 102 | 34.0 | 85 | 0 |
| 1985 | Fred Marion | 7 | 189 | 27.0 | 83 | 0 |
| 1986 | Ronnie Lippett | 8 | 76 | 9.5 | 43 | 0 |
| 1987 | Fred Marion | 4 | 53 | 13.3 | 25 | 0 |
| 1988 | Raymond Clayborn | 4 | 65 | 16.3 | 31 | 0 |
| | Fred Marion | 4 | 47 | 11.8 | 22 | 0 |
| | Roland James | 4 | 30 | 7.5 | 22 | 0 |
| 1989 | Maurice Hurst | 5 | 31 | 6.2 | 16t | 1 |
| 1990 | Maurice Hurst | 4 | 61 | 15.3 | 36 | 0 |
| | Ronnie Lippett | 4 | 94 | 23.5 | 73 | 0 |
| | Fred Marion | 4 | 17 | 4.3 | 16 | 0 |
| 1991 | Maurice Hurst | 3 | 21 | 7.0 | 21 | 0 |
| 1992 | Jerome Henderson | 3 | 43 | 14.3 | 34 | 0 |
| | Maurice Hurst | 3 | 29 | 9.7 | 27 | 0 |
| 1993 | Maurice Hurst | 4 | 53 | 13.3 | 24 | 0 |
| 1994 | Maurice Hurst | 7 | 68 | 9.7 | 24 | 0 |

YEAR-BY-YEAR LEADING KICKOFF RETURNERS

| Year | Player | No | Yards | Avg | Lg | TD |
|------|-------------------------------|----|-------|------|------|----|
| 1960 | Dick Christy | 24 | 617 | 25.7 | 46 | 0 |
| 1961 | Larry Garron | 16 | 438 | 27.4 | 89 | 1 |
| 1962 | Larry Garron | 24 | 686 | 28.5 | 95t | 1 |
| 1963 | Larry Garron | 28 | 693 | 24.7 | 58 | 0 |
| 1964 | J.D. Garrett | 32 | 749 | 23.4 | 42 | 0 |
| 1965 | Jay Cunningham | 17 | 374 | 22.0 | 45 | 0 |
| 1966 | Joe Bellino | 18 | 410 | 22.8 | 43 | 0 |
| 1967 | Jay Cunningham | 30 | 627 | 20.0 | 41 | 0 |
| 1968 | Willie Porter | 36 | 812 | 22.6 | 61 | 0 |
| 1969 | Carl Garrett | 28 | 792 | 28.3 | 63 | 0 |
| 1970 | Odell Lawson | 25 | 546 | 21.8 | 52 | 0 |
| 1971 | Carl Garrett | 24 | 538 | 22.4 | 37 | 0 |
| 1972 | Carl Garrett | 16 | 410 | 25.6 | 49 | 0 |
| 1973 | Mack Herron | 41 | 1092 | 26.6 | 92t | 1 |
| 1974 | Mack Herron | 28 | 629 | 18.0 | 62 | 0 |
| 1975 | Allen Carter | 32 | 879 | 27.5 | 99t | 1 |
| 1976 | Jess Phillips | 14 | 397 | 28.4 | 71 | 0 |
| 1977 | Raymond Clayborn (NFL Leader) | 28 | 869 | 31.0 | 101t | 3 |
| 1978 | Raymond Clayborn | 27 | 636 | 23.6 | 60 | 0 |
| 1979 | Allan Clark | 37 | 816 | 22.1 | 38 | 0 |
| 1980 | Horace Ivory (NFL Leader) | 36 | 992 | 27.6 | 98t | 1 |
| 1981 | Tony Collins | 39 | 773 | 18.3 | 32 | 0 |
| 1982 | Ricky Smith | 24 | 567 | 23.6 | 98t | 1 |
| 1983 | Ricky Smith | 42 | 916 | 21.8 | 53 | 0 |
| 1984 | Tony Collins | 26 | 544 | 20.9 | 46 | 0 |
| 1985 | Stephen Starring | 48 | 1012 | 21.1 | 53 | 0 |
| 1986 | Stephen Starring | 36 | 802 | 22.3 | 52 | 0 |
| 1987 | Stephen Starring | 23 | 445 | 19.3 | 43 | 0 |
| 1988 | Sammy Martin | 31 | 735 | 23.7 | 95t | 1 |
| 1989 | Sammy Martin | 24 | 584 | 24.3 | 38 | 0 |
| 1990 | Sammy Martin | 25 | 515 | 20.6 | 38 | 0 |
| 1991 | Jon Vaughn | 34 | 717 | 21.1 | 99t | 1 |
| 1992 | Jon Vaughn | 20 | 564 | 28.2 | 100t | 1 |
| 1993 | Ray Crittenden | 23 | 478 | 20.8 | 44 | 0 |
| 1994 | Ray Crittenden | 24 | 460 | 19.2 | 36 | 0 |



YEAR-BY-YEAR LEADING PUNTERS

| Year | Player | No | Yards | Avg | Lg |
|------|----------------|-----|-------|------|----|
| 1960 | Tom Greene | 59 | 2235 | 37.9 | 66 |
| 1961 | Tom Yewcic | 62 | 2406 | 38.8 | 64 |
| 1962 | Tom Yewcic | 68 | 2634 | 38.7 | 56 |
| 1963 | Tom Yewcic | 73 | 2880 | 39.4 | 65 |
| 1964 | Tom Yewcic | 72 | 2787 | 38.7 | 63 |
| 1965 | Tom Yewcic | 76 | 3094 | 40.7 | 70 |
| 1966 | Jim Fraser | 53 | 2044 | 38.6 | 68 |
| 1967 | Terry Swanson | 65 | 2632 | 40.5 | 62 |
| 1968 | Bob Scarpitto | 34 | 1382 | 40.6 | 87 |
| | Terry Swanson | 62 | 2449 | 39.5 | 57 |
| 1969 | Tom Janik | 70 | 2903 | 41.5 | 56 |
| 1970 | Tom Janik | 86 | 3364 | 39.1 | 57 |
| 1971 | Tom Janik | 87 | 3249 | 37.3 | 58 |
| 1972 | Pat Studstill | 75 | 2859 | 38.1 | 57 |
| 1973 | Bruce Barnes | 55 | 2134 | 38.8 | 53 |
| 1974 | Bruce Barnes | 45 | 1604 | 35.6 | 50 |
| 1975 | Mike Patrick | 83 | 3223 | 38.8 | 62 |
| 1976 | Mike Patrick | 67 | 2688 | 40.1 | 52 |
| 1977 | Mike Patrick | 65 | 2354 | 36.2 | 64 |
| 1978 | Jerrel Wilson | 54 | 1921 | 35.6 | 57 |
| 1979 | Eddie Hare | 83 | 3038 | 36.6 | 58 |
| 1980 | Mike Hubach | 63 | 2392 | 38.0 | 69 |
| 1981 | Rich Camarillo | 47 | 1959 | 41.7 | 75 |
| 1982 | Rich Camarillo | 49 | 2140 | 43.7 | 76 |
| 1983 | Rich Camarillo | 81 | 3615 | 44.6 | 70 |
| 1984 | Rich Camarillo | 48 | 2020 | 42.1 | 61 |
| 1985 | Rich Camarillo | 92 | 3953 | 43.0 | 75 |
| 1986 | Rich Camarillo | 89 | 3746 | 42.1 | 64 |
| 1987 | Rich Camarillo | 62 | 2489 | 40.1 | 73 |
| 1988 | Jeff Feagles | 91 | 3482 | 38.3 | 74 |
| 1989 | Jeff Feagles | 64 | 2392 | 37.4 | 64 |
| 1990 | Brian Hansen | 90 | 3752 | 41.7 | 69 |
| 1991 | Shawn McCarthy | 66 | 2650 | 40.2 | 93 |
| 1992 | Shawn McCarthy | 103 | 4212 | 40.9 | 61 |
| 1993 | Mike Saxon | 73 | 3096 | 42.4 | 59 |
| 1994 | Pat O'Neill | 69 | 2841 | 41.2 | 67 |

YEAR-BY-YEAR LEADING PUNT RETURNERS

| Year | Player | No | Yds | Avg | Lg | TD |
|------|------------------|----|-----|------|-----|----|
| 1960 | Billy Wells | 12 | 66 | 4.6 | 16 | 0 |
| 1961 | Fred Bruney | 23 | 109 | 4.7 | 11 | 0 |
| 1962 | Ron Burton | 21 | 122 | 5.8 | 22 | 0 |
| 1963 | Bob Suci | 25 | 233 | 9.3 | 22 | 0 |
| 1964 | Dave Cloutier | 20 | 136 | 6.8 | 40 | 0 |
| 1965 | Ron Burton | 15 | 61 | 4.1 | 12 | 0 |
| 1966 | Tom Hennessey | 7 | 39 | 5.6 | 11 | 0 |
| 1967 | Jay Cunningham | 17 | 105 | 6.2 | 44 | 0 |
| | Joe Bellino | 15 | 129 | 8.6 | 18 | 0 |
| 1968 | Willie Porter | 22 | 135 | 6.1 | 24 | 0 |
| 1969 | Carl Garrett | 12 | 159 | 13.3 | 45 | 0 |
| 1970 | Carl Garrett | 17 | 168 | 9.9 | 62 | 0 |
| 1971 | Carl Garrett | 8 | 124 | 15.5 | 50 | 0 |
| 1972 | Carl Garrett | 6 | 36 | 6.0 | 27 | 0 |
| 1973 | Mack Herron | 27 | 282 | 10.8 | 54 | 0 |
| 1974 | Mack Herron | 35 | 517 | 14.8 | 66 | 0 |
| 1975 | Darryl Stingley | 15 | 113 | 7.5 | 29 | 0 |
| 1976 | Mike Haynes | 45 | 608 | 13.5 | 89t | 2 |
| 1977 | Stanley Morgan | 16 | 220 | 13.8 | 53 | 0 |
| | Mike Haynes | 24 | 200 | 8.3 | 46 | 0 |
| 1978 | Stanley Morgan | 32 | 335 | 10.5 | 48 | 0 |
| 1979 | Stanley Morgan | 29 | 289 | 10.0 | 80t | 1 |
| 1980 | Roland James | 33 | 331 | 10.0 | 75t | 1 |
| 1981 | Stanley Morgan | 15 | 116 | 7.7 | 26 | 0 |
| 1982 | Ricky Smith | 16 | 139 | 8.7 | 19 | 0 |
| 1983 | Ricky Smith | 38 | 398 | 10.5 | 55 | 0 |
| 1984 | Irving Fryar | 36 | 347 | 9.6 | 55 | 0 |
| 1985 | Irving Fryar | 37 | 520 | 14.1 | 85t | 2 |
| 1986 | Irving Fryar | 35 | 336 | 10.5 | 59t | 1 |
| 1987 | Irving Fryar | 18 | 174 | 9.7 | 36 | 0 |
| 1988 | Irving Fryar | 38 | 398 | 10.5 | 30 | 0 |
| 1989 | Sammy Martin | 19 | 164 | 8.6 | 28 | 0 |
| 1990 | Irving Fryar | 28 | 133 | 4.8 | 17 | 0 |
| 1991 | Jerome Henderson | 27 | 201 | 7.4 | 39 | 0 |
| 1992 | Walter Stanley | 28 | 227 | 8.1 | 50 | 0 |
| 1993 | Troy Brown | 25 | 224 | 9.0 | 19 | 0 |
| 1994 | Troy Brown | 24 | 202 | 8.4 | 38 | 0 |



YEAR-BY-YEAR NET YARDS FROM SCRIMMAGE LEADERS


| Year | Player | Total Yards | Rushing | Receiving |
|------|------------------------|-------------|---------|-----------|
| 1960 | Alan Miller | 700 | 416 | 284 |
| 1961 | Jim Colcough | 794 | 37 | 757 |
| | Billy Lott | 794 | 461 | 333 |
| 1962 | Ron Burton | 1009 | 548 | 350 |
| 1963 | Larry Garron | 1168 | 750 | 418 |
| 1964 | Larry Garron | 935 | 585 | 350 |
| 1965 | Gino Cappelletti | 680 | 0 | 680 |
| 1966 | Jim Nance | 1561 | 1458 | 103 |
| 1967 | Jim Nance | 1412 | 1216 | 196 |
| 1968 | Jim Whalen | 718 | 0 | 718 |
| 1969 | Carl Garrett | 958 | 691 | 267 |
| 1970 | Jim Nance | 670 | 522 | 148 |
| 1971 | Carl Garrett | 1049 | 784 | 265 |
| 1972 | Carl Garrett | 898 | 488 | 410 |
| 1973 | Reggie Rucker | 742 | -1 | 743 |
| 1974 | Mack Herron | 1298 | 824 | 299 |
| 1975 | Sam Cunningham | 919 | 666 | 253 |
| 1976 | Sam Cunningham | 1123 | 824 | 299 |
| 1977 | Sam Cunningham | 1385 | 1015 | 370 |
| 1978 | Sam Cunningham | 1065 | 768 | 297 |
| 1979 | Harold Jackson | 1025 | 12 | 1013 |
| 1980 | Stanley Morgan | 1027 | 36 | 991 |
| 1981 | Tony Collins | 1105 | 873 | 232 |
| 1982 | Tony Collins | 819 | 632 | 187 |
| 1983 | Tony Collins | 1306 | 1049 | 257 |
| 1984 | Craig James | 949 | 790 | 159 |
| 1985 | Craig James | 1587 | 1227 | 360 |
| 1986 | Stanley Morgan | 1491 | 0 | 1491 |
| 1987 | Tony Collins | 821 | 474 | 347 |
| 1988 | John Stephens | 1266 | 1168 | 98 |
| 1989 | John Stephens | 1040 | 833 | 207 |
| 1990 | John Stephens | 1004 | 808 | 196 |
| 1991 | Leonard Russell | 1040 | 959 | 81 |
| 1992 | Irving Fryar | 797 | 6 | 791 |
| 1993 | Leonard Russell | 1333 | 1088 | 245 |
| 1994 | Ben Coates | 1174 | 0 | 1174 |

YEAR-BY-YEAR SACK LEADERS

| Year | Player | Sacks |
|------|------------------------|-------|
| 1960 | Jack Rudolph | 3.0 |
| 1961 | Rommie Loudd | 7.0 |
| 1962 | Larry Eisenhauer | 5.5 |
| 1963 | Larry Eisenhauer | 9.0 |
| 1964 | Larry Eisenhauer | 7.5 |
| 1965 | Larry Eisenhauer | 9.5 |
| 1966 | Jim Lee Hunt | 9.0 |
| 1967 | Houston Antwine | 6.0 |
| 1968 | Houston Antwine | 7.5 |
| 1969 | Houston Antwine | 5.0 |
| 1970 | Ron Berger | 9.0 |
| 1971 | Steve Kiner | 6.5 |
| 1972 | Juluis Adams | 4.0 |
| 1973 | Juluis Adams | 8.0 |
| 1974 | Juluis Adams | 8.0 |
| 1975 | Tony McGee | 9.0 |
| 1976 | Tony McGee | 9.5 |
| 1977 | Tony McGee | 12.0 |
| 1978 | Tony McGee | 12.0 |
| 1979 | Tony McGee | 10.5 |
| 1980 | Juluis Adams | 9.0 |
| 1981 | Tony McGee | 5.5 |
| 1982 | Don Blackmon | 4.5 |
| 1983 | Andre Tippett | 8.5 |
| 1984 | Andre Tippett | 18.5 |
| 1985 | Andre Tippett | 16.5 |
| 1986 | Garin Veris | 11.0 |
| 1987 | Andre Tippett | 12.5 |
| 1988 | Andre Tippett | 8.0 |
| 1989 | Brent Williams | 8.0 |
| 1990 | Brent Williams | 6.0 |
| 1991 | Andre Tippett | 8.5 |
| 1992 | Andre Tippett | 7.0 |
| 1993 | Chris Slade | 9.0 |
| 1994 | Chris Slade | 9.5 |



1995 NEW ENGLAND PATRIOTS



RECORDS



PATRIOTS TOP 10

PATRIOTS ALL-TIME LEADERS

(ALL CAPS Indicate Active Patriots Players)

TOP 10 RUSHERS

(Based On Rushing Yardage)

| | Name | Years | No. | Yards | Avg | Lg | TD |
|-----|-----------------|------------------|-------|-------|-----|-----|----|
| 1. | Sam Cunningham | (1973-79, 81-82) | 1,385 | 5,453 | 3.9 | 75t | 43 |
| 2. | Jim Nance | (1965-71) | 1,323 | 5,323 | 4.0 | 65t | 45 |
| 3. | Tony Collins | (1981-87) | 1,191 | 4,647 | 3.9 | 54 | 32 |
| 4. | Don Calhoun | (1975-81) | 820 | 3,391 | 4.1 | 73 | 23 |
| 5. | John Stephens | (1988-92) | 891 | 3,249 | 3.6 | 52 | 17 |
| 6. | Larry Garron | (1960-68) | 763 | 2,981 | 3.9 | 85t | 14 |
| 7. | Craig James | (1984-88) | 585 | 2,469 | 4.2 | 73 | 11 |
| 8. | Leonard Russell | (1991-93) | 689 | 2,437 | 3.5 | 24 | 13 |
| 9. | Mosi Tatupu | (1978-90) | 612 | 2,415 | 3.9 | 55 | 18 |
| 10. | Carl Garrett | (1969-72) | 537 | 2,235 | 4.2 | 80t | 15 |

TOP 10 PASSERS

(Based On Passing Yardage)

| | Name | Years | Att | Comp | Yds | Pct | TD | Int |
|-----|-----------------|-----------|-------|-------|--------|------|-----|-----|
| 1. | Steve Grogan | (1975-90) | 3,593 | 1,879 | 26,886 | 52.2 | 182 | 208 |
| 2. | Babe Parilli | (1961-67) | 2,413 | 1,140 | 16,747 | 47.2 | 132 | 138 |
| 3. | Tony Eason | (1983-89) | 1,500 | 876 | 10,732 | 58.4 | 60 | 48 |
| 4. | Jim Plunkett | (1971-75) | 1,503 | 729 | 9,932 | 48.5 | 62 | 87 |
| 5. | DREW BLEDSOE | (1993-) | 1,120 | 614 | 7,049 | 54.8 | 40 | 42 |
| 6. | Hugh Millen | (1991-92) | 612 | 370 | 4,276 | 60.5 | 17 | 28 |
| 7. | Mike Taliaferro | (1968-70) | 680 | 305 | 3,920 | 44.9 | 27 | 44 |
| 8. | Butch Songin | (1960-61) | 604 | 285 | 3,905 | 47.2 | 36 | 24 |
| 9. | Matt Cavanaugh | (1978-82) | 385 | 206 | 3,018 | 53.5 | 19 | 23 |
| 10. | Marc Wilson | (1989-90) | 415 | 214 | 2,631 | 51.6 | 9 | 16 |

TOP 10 RECEIVERS

(Based On Number Of Receptions)

| | Name | Years | No | Yds. | Avg | Lg | TD |
|-----|------------------|------------------|-----|--------|------|-----|----|
| 1. | Stanley Morgan | (1977-89) | 534 | 10,352 | 19.4 | 76t | 67 |
| 2. | Irving Fryar | (1984-92) | 363 | 5,726 | 15.8 | 80t | 38 |
| 3. | Gino Cappelletti | (1960-70) | 292 | 4,589 | 15.7 | 63t | 42 |
| 4. | Jim Colclough | (1960-68) | 283 | 5,001 | 17.7 | 78t | 39 |
| 5. | Tony Collins | (1981-87) | 261 | 2,356 | 9.0 | 49 | 12 |
| 6. | Sam Cunningham | (1973-79, 81-82) | 210 | 1,905 | 9.1 | 41 | 6 |
| | Marv Cook | (1989-93) | 210 | 1,843 | 8.8 | 47 | 11 |
| 8. | Russ Francis | (1975-80, 87-88) | 207 | 3,157 | 15.3 | 53 | 28 |
| 9. | Art Graham | (1963-68) | 199 | 3,107 | 15.6 | 80t | 20 |
| 10. | Cedric Jones | (1982-90) | 191 | 2,703 | 14.2 | 65t | 16 |

TOP 10 SCORERS

(Based On Total Points)

| | Name | Years | TD | Run | TD | Pa.Rt | FG | PAT | TP |
|-----|------------------|------------------|----|-----|----|-------|-----|-----|-------|
| 1. | Gino Cappelletti | (1960-70) | 42 | 0 | 42 | 0 | 176 | 342 | 1,130 |
| 2. | John Smith | (1974-83) | 0 | 0 | 0 | 0 | 128 | 308 | 692 |
| 3. | Tony Franklin | (1984-87) | 0 | 0 | 0 | 0 | 93 | 163 | 442 |
| 4. | Stanley Morgan | (1977-89) | 68 | 0 | 67 | 1 | 0 | 0 | 408 |
| 5. | Sam Cunningham | (1973-79, 81-82) | 49 | 43 | 6 | 0 | 0 | 0 | 294 |
| 6. | Jim Nance | (1965-71) | 46 | 45 | 1 | 0 | 0 | 0 | 276 |
| 7. | Tony Collins | (1981-87) | 44 | 32 | 12 | 0 | 0 | 0 | 264 |
| 8. | Larry Garron | (1960-68) | 42 | 14 | 26 | 2 | 0 | 0 | 252 |
| 9. | Irving Fryar | (1984-92) | 41 | 1 | 37 | 3 | 0 | 0 | 246 |
| 10. | Jim Colclough | (1960-68) | 39 | 0 | 39 | 0 | 0 | 0 | 238 |



PATRIOTS TOP 10

TOP 10 INTERCEPTORS

(Based On Number Of Interceptions)

| | Name | Years | No. | Yds. | Avg. | Lg | TD |
|-----|----------------------|-----------|-----------|------------|------------|-----------|----------|
| 1. | Raymond Clayborn | (1977-89) | 36 | 555 | 15.4 | 85 | 1 |
| 2. | Ron Hall | (1961-67) | 29 | 476 | 16.4 | 87 | 1 |
| | Roland James | (1980-90) | 29 | 383 | 13.2 | 46 | 0 |
| | Fred Marion | (1982-91) | 29 | 457 | 15.8 | 83 | 1 |
| 5. | Mike Haynes | (1976-82) | 28 | 393 | 14.0 | 50 | 1 |
| 6. | MAURICE HURST | (1989-) | 26 | 253 | 9.7 | 36 | 1 |
| 7. | Nick Buoniconti | (1962-68) | 24 | 223 | 9.3 | 41 | 0 |
| | Ronnie Lippett | (1984-91) | 24 | 420 | 17.5 | 73 | 2 |
| 9. | Don Webb | (1961-70) | 21 | 366 | 17.4 | 59 | 2 |
| 10. | Ron Bolton | (1972-75) | 18 | 116 | 6.4 | 56 | 0 |

TOP 10 PUNT RETURNERS

(Based on Return Yardage)

| | Name | Years | No. | FC | Yds. | Avg | LG | TD |
|-----|-------------------|-----------|-----------|-----------|------------|------------|-----------|----------|
| 1. | Irving Fryar | (1984-92) | 206 | 70 | 2,055 | 10.0 | 85t | 3 |
| 2. | Mike Haynes | (1976-81) | 111 | 8 | 1,159 | 10.4 | 89t | 2 |
| 3. | Stanley Morgan | (1977-89) | 92 | 32 | 960 | 10.4 | 80t | 1 |
| 4. | Mack Herron | (1973-75) | 74 | 14 | 888 | 12.0 | 66 | 0 |
| 5. | Ricky Smith | (1982-83) | 54 | 20 | 537 | 9.9 | 55 | 0 |
| 6. | Carl Garrett | (1969-72) | 43 | 2 | 487 | 11.3 | 62 | 0 |
| 7. | TROY BROWN | (1993-) | 49 | 19 | 426 | 8.8 | 38 | 0 |
| 8. | Roland James | (1980-90) | 42 | 8 | 400 | 9.5 | 75t | 1 |
| 9. | Ron Burton | (1960-65) | 56 | 0 | 389 | 6.9 | 62 | 0 |
| 10. | Bob Suci | (1963) | 25 | 0 | 233 | 9.3 | 22 | 0 |

TOP 10 KICKOFF RETURNERS

(Based on Return Yardage)

| | Name | Years | No. | Yds. | Avg | LG | TD |
|-----|------------------|-----------|-----|-------|------|------|----|
| 1. | Larry Garron | (1960-67) | 89 | 2,299 | 25.8 | 95t | 2 |
| 2. | Stephen Starring | (1983-87) | 107 | 2,259 | 21.1 | 53 | 0 |
| 3. | Carl Garrett | (1969-72) | 92 | 2,251 | 24.5 | 63 | 0 |
| 4. | Sammy Martin | (1988-90) | 80 | 1,834 | 22.9 | 95t | 1 |
| 5. | Mack Herron | (1973-75) | 71 | 1,796 | 25.3 | 92t | 1 |
| 6. | Raymond Clayborn | (1977-89) | 57 | 1,538 | 27.0 | 101t | 3 |
| 7. | Ricky Smith | (1982-84) | 67 | 1,505 | 22.5 | 98t | 1 |
| 8. | Jay Cunningham | (1965-67) | 64 | 1,372 | 21.4 | 45 | 0 |
| 9. | Tony Collins | (1981-87) | 66 | 1,335 | 20.2 | 46 | 0 |
| 10. | Jon Vaughn | (1991-92) | 54 | 1,259 | 23.3 | 100t | 2 |

TOP 10 PUNTERS

(Based on Number of Punts)

| | Name | Years | No. | Yds | Avg | LG | BLK |
|-----|----------------|-----------|-----|--------|------|----|-----|
| 1. | Rich Camarillo | (1981-87) | 468 | 19,922 | 42.6 | 76 | 4 |
| 2. | Tom Yewcic | (1961-66) | 377 | 14,553 | 38.6 | 70 | 9 |
| 3. | Tom Janik | (1969-71) | 243 | 9,516 | 39.2 | 58 | 1 |
| 4. | Mike Patrick | (1975-78) | 222 | 8,481 | 38.2 | 64 | 0 |
| 5. | Shawn McCarthy | (1991-92) | 169 | 6,862 | 40.6 | 93 | 2 |
| 6. | Jeff Feagles | (1988-89) | 154 | 5,874 | 38.1 | 74 | 1 |
| 7. | Terry Swanson | (1967-68) | 127 | 5,081 | 40.0 | 62 | 2 |
| 8. | Bruce Barnes | (1973-74) | 100 | 3,738 | 37.4 | 53 | 0 |
| 9. | Brian Hansen | (1990) | 90 | 3,752 | 41.7 | 69 | 2 |
| 10. | Eddie Hare | (1979) | 83 | 3,038 | 36.6 | 58 | 1 |



PATRIOTS LONGEST PLAYS

RUSHING

| PLAYER | YARDS | OPPONENT | DATE |
|--------------------|-------|---------------|---------------|
| 1. Larry Garron | 85t | vs. Buffalo | Oct. 22, 1961 |
| 2. Carl Garrett | 80t | vs. Miami | Nov. 9, 1969 |
| 3. Robert Weathers | 77t | vs. Baltimore | Sept. 4, 1983 |
| Ron Burton | 77t | at Denver | Oct. 23, 1960 |
| 5. Sam Cunningham | 75t | at Buffalo | Oct. 20, 1974 |

PASS PLAYS

| PLAYER | YARDS | OPPONENT | DATE |
|---------------------------------|-------|--------------|----------------|
| 1. Tony Eason to Craig James | 90t | at Chicago | Sept. 15, 1985 |
| 2. Jim Plunkett to Randy Vataha | 88t | at Baltimore | Dec. 19, 1971 |
| 3. Tom Sherman to Jim Whalen | 87t | at NY Jets | Oct. 27, 1968 |
| 4. Babe Parilli to Art Graham | 80t | at Houston | Nov. 29, 1964 |
| Jim Plunkett to Carl Garrett | 80t | vs. Buffalo | Nov. 14, 1971 |
| Doug Flutie to Irving Fryar | 80t | vs. Chicago | Oct. 30, 1988 |

KICKOFF RETURNS

| PLAYER | YARDS | OPPONENT | DATE |
|---------------------|-------|---------------|----------------|
| 1. Raymond Clayborn | 101t | at Baltimore | Dec. 18, 1977 |
| 2. Raymond Clayborn | 100t | at NY Jets | Oct. 2, 1977 |
| Jon Vaughn | 100t | at Cincinnati | Dec. 20, 1992 |
| 3. Allan Carter | 99t | at Baltimore | Dec. 21, 1975 |
| Jon Vaughn | 99t | at Phoenix | Sept. 29, 1991 |
| 5. Ricky Smith | 98t | vs. NY Jets | Sept. 19, 1982 |
| Horace Ivory | 98t | at Baltimore | Oct. 19, 1980 |

PUNT RETURNS

| PLAYER | YARDS | OPPONENT | DATE |
|-------------------|-------|------------------|----------------|
| 1. Mike Haynes | 89t | vs. Buffalo | Nov. 7, 1976 |
| 2. Irving Fryar | 85t | at Buffalo | Sept. 22, 1985 |
| 3. Stanley Morgan | 80t | vs. Baltimore | Nov. 18, 1979 |
| 4. Irving Fryar | 77t | vs. Indianapolis | Nov. 10, 1985 |
| 5. Roland James | 75t | vs. NY Jets | Nov. 2, 1980 |

INTERCEPTION RETURNS

| PLAYER | YARDS | OPPONENT | DATE |
|---------------------|-------|-----------------|----------------|
| 1. Rick Sanford | 99t | at Chicago | Dec. 5, 1982 |
| 2. Bob Suci | 98t | vs. Houston | Nov. 1, 1963 |
| 3. Ron Hall | 87t | at Denver | Sept. 18, 1966 |
| 4. Raymond Clayborn | 85t | at Cleveland | Oct. 7, 1984 |
| 5. Fred Marion | 83t | at Seattle | Nov. 17, 1985 |
| 6. Chris Singleton | 82t | at Indianapolis | Nov. 15, 1992 |

PUNTS

| PLAYER | YARDS | OPPONENT | DATE |
|--------------------|-------|-------------|----------------|
| 1. Shawn McCarthy | 93 | at Buffalo | Nov. 3, 1991 |
| 2. Luke Prestridge | 89 | vs. Miami | Oct. 21, 1984 |
| 3. Bob Scarpito | 87 | at Denver | Sept. 29, 1968 |
| 4. Luke Prestridge | 82 | vs. NY Jets | Oct. 28, 1984 |
| 5. Rich Camarillo | 76 | vs. NY Jets | Sept. 19, 1982 |
| 6. Rich Camarillo | 75 | at Chicago | Sept. 15, 1985 |
| Rich Camarillo | 75 | at Oakland | Nov. 1, 1981 |

FIELD GOALS

| PLAYER | YARDS | OPPONENT | DATE |
|---------------------|-------|-----------------|----------------|
| 1. Gino Cappelletti | 53 | at NY Jets | Nov. 28, 1965 |
| Jason Staurovsky | 53 | vs. Seattle | Oct. 7, 1990 |
| 2. Gino Cappelletti | 51 | vs. Denver | Nov. 20, 1964 |
| Charlie Gogolak | 51 | at Miami | Oct. 17, 1971 |
| 4. John Smith | 50 | vs. Kansas City | Oct. 4, 1981 |
| Tony Franklin | 50 | at Tampa Bay | Oct. 27, 1985 |
| Tony Franklin | 50 | vs. Detroit | Dec. 8, 1985 |
| Tony Franklin | 50 | vs. LA Raiders | Nov. 1, 1987 |
| Teddy Garcia | 50 | at Minnesota | Sept. 11, 1988 |



OPPONENTS LONGEST PLAYS

RUSHING

| PLAYER | YARDS | OPPONENT | DATE |
|-------------------|-------|------------|----------------|
| 1. Jack Larschied | 87t | at Oakland | Oct. 16, 1960 |
| 2. Thurman Thomas | 80t | at Buffalo | Nov. 18, 1990 |
| O.J. Simpson | 80t | vs Buffalo | Sept. 16, 1973 |
| 4. Tony Dorsett | 75t | vs Dallas | Sept. 21, 1981 |
| 5. Wayne Patrick | 72 | at Buffalo | Oct. 11, 1969 |

PASS PLAYS

| PLAYER | YARDS | OPPONENT | DATE |
|-------------------------------------|-------|----------------|----------------|
| 1. George Shaw to Jerry Tarr | 97t | vs Denver | Sept. 21, 1962 |
| 2. Len Dawson to Frank Pitts | 90t | at Kansas City | Nov. 17, 1968 |
| 3. Ken O'Brien to Wesley Walker | 88t | at NY Jets | Nov. 24, 1985 |
| 4. Clyde Grosscup to Don Maynard | 86t | NY Titans | Oct. 6, 1962 |
| 5. John Hadl to Lance Alworth | 85t | vs San Diego | Oct. 17, 1965 |
| 6. Scott Hunter to Leonard Thompson | 82 | vs. Detroit | Oct. 7, 1979 |

KICKOFF RETURNS

| PLAYER | YARDS | OPPONENT | DATE |
|-------------------|-------|--------------|----------------|
| 1. Charlie Warner | 102t | vs Buffalo | Nov. 7, 1965 |
| 2. Mercury Morris | 96t | at Miami | Dec. 6, 1970 |
| 3. Mercury Morris | 94t | vs Miami | Dec. 5, 1971 |
| 4. Ode Burrell | 93t | at Houston | Nov. 29, 1964 |
| Elbert Dubenion | 93t | at Buffalo | Nov. 3, 1962 |
| 6. Joe Washington | 90t | vs Baltimore | Sept. 18, 1978 |
| Wallace Francis | 90t | at Buffalo | Dec. 9, 1973 |
| Al Frazier | 90t | at Denver | Dec. 3, 1961 |

PUNT RETURNS

| PLAYER | YARDS | OPPONENT | DATE |
|-------------------|-------|----------------|---------------|
| 1. Goldie Sellers | 76t | at Kansas City | Nov. 17, 1968 |
| Eugene Mingo | 76t | vs Denver | Sept. 9, 1960 |
| 3. Mike Nelms | 75t | at Washington | Oct. 25, 1981 |
| Nesby Glasglow | 75t | vs Baltimore | Nov. 18, 1979 |
| 5. Terry Metcalf | 69t | at St. Louis | Nov. 2, 1975 |

INTERCEPTION RETURNS

| PLAYER | YARDS | OPPONENT | DATE |
|--------------------|-------|-----------------|---------------|
| 1. Dick Anderson | 94t | vs Miami | Nov. 24, 1968 |
| 2. Ray Buchanan | 90t | vs Indianapolis | Dec. 11, 1994 |
| 3. Leroy Irvin | 80 | vs LA Rams | Nov. 16, 1980 |
| 4. Levi Johnson | 76 | at Detroit | Oct. 10, 1976 |
| 5. Dave Washington | 72t | vs Buffalo | Nov. 3, 1974 |

PUNTS

| PLAYER | YARDS | OPPONENT | DATE |
|-----------------|-------|---------------|----------------|
| 1. Bob Parsons | 81 | at Chicago | Dec. 5, 1982 |
| 2. Joe Prokop | 76 | vs NY Jets | Nov. 5, 1989 |
| 3. James Fraser | 75 | at Denver | Nov. 11, 1962 |
| 4. Reggie Roby | 73 | vs Miami | Oct. 5, 1986 |
| 5. Mark Horan | 71 | vs Denver | Oct. 27, 1991 |
| 6. Lee Johnson | 70 | at Cincinnati | Sept. 23, 1990 |
| Bryan Wagner | 70 | vs Chicago | Oct. 30, 1988 |

FIELD GOALS

| PLAYER | YARDS | OPPONENT | DATE |
|----------------------|-------|-----------------|---------------|
| 1. Norm Johnson | 54 | at Atlanta | Nov. 29, 1992 |
| Dean Biasucci | 54 | vs Indianapolis | Nov. 11, 1990 |
| 3. Pat Leahy | 53 | vs. NY Jets | Oct. 20, 1985 |
| Uwe Von Schamann | 53 | vs Miami | Oct. 21, 1979 |
| 5. Pat Leahy | 52 | vs. NY Jets | Oct. 20, 1985 |
| Raul Allegre | 52 | vs Baltimore | Sept. 4, 1983 |
| Raul Allegre | 52 | at Baltimore | Oct. 9, 1983 |
| Uwe Von Schamann | 52 | vs Miami | Nov. 13, 1982 |
| Chris Bahr | 52 | at Cincinnati | Oct. 15, 1978 |
| 10. Tony Franklin | 51 | vs Miami | Nov. 6, 1988 |
| Chris Bahr | 51 | at Oakland | Nov. 1, 1981 |
| 12. Pete Stoyanovich | 50 | vs. Miami | Oct. 30, 1994 |
| Dean Biasucci | 50 | at Indianapolis | Nov. 27, 1994 |
| Al Del Greco | 50 | at Phoenix | Nov. 25, 1990 |
| Paul McFadden | 50 | at Philadelphia | Dec. 9, 1984 |
| Rich Szaro | 50 | vs New Orleans | Dec. 5, 1976 |
| Jim O'Brien | 50 | vs Baltimore | Oct. 3, 1971 |



100+ YARD RUSHING GAMES

| | Yards | No | Name | Game | Opponents |
|----|-------|----|-----------------|----------|------------------|
| 1 | 212 | 23 | Tony Collins | 09-18-83 | vs. NY Jets |
| 2 | 208 | 38 | Jim Nance | 10-30-66 | vs. Oakland |
| 3 | 185 | 34 | Jim Nance | 09-24-67 | at Buffalo |
| 4 | 177 | 25 | Don Calhoun | 11-28-76 | vs. Denver |
| | | 22 | Don Calhoun | 12-05-76 | vs. New Orleans |
| 6 | 164 | 24 | Jim Nance | 12-17-67 | at Miami |
| 7 | 161 | 32 | Tony Collins | 11-28-82 | vs. Houston |
| 8 | 147 | 27 | Leonard Russell | 11-28-93 | vs. NY Jets |
| | | 23 | Tony Collins | 10-23-83 | at Buffalo |
| 10 | 146 | 17 | Jim Nance | 12-11-66 | at Houston |
| | | 35 | Michael LeBlanc | 10-11-87 | vs. Buffalo |
| 12 | 143 | 17 | Don Calhoun | 09-10-78 | vs. St. Louis |
| 13 | 142 | 25 | Craig James | 12-22-85 | vs. Cincinnati |
| 14 | 141 | 25 | Sam Cunningham | 10-07-76 | vs. Buffalo |
| | | 24 | Don Calhoun | 11-14-76 | at Baltimore |
| | | 25 | Sam Cunningham | 10-16-77 | at San Diego |
| 17 | 140 | 13 | Larry Garron | 10-26-62 | vs. Oakland |
| 18 | 138 | 26 | Leonard Russell | 12-26-93 | vs. Indianapolis |
| | 138 | 30 | Craig James | 12-16-84 | vs. Indianapolis |
| 20 | 137 | 21 | Tony Collins | 09-12-82 | at Baltimore |
| 21 | 134 | 25 | John Stephens | 10-23-88 | at Buffalo |
| 22 | 133 | 23 | Jim Nance | 11-27-66 | at Miami |
| 23 | 130 | 17 | John Stephens | 12-17-88 | at Denver |
| 24 | 129 | 22 | Sam Cunningham | 10-27-74 | at Minnesota |
| 25 | 128 | 21 | Mosi Tatupu | 12-04-83 | vs. New Orleans |
| | | 16 | Horace Ivory | 11-05-78 | at Buffalo |
| 27 | 127 | 29 | Jim Nance | 10-08-67 | vs. San Diego |
| | | 21 | Carl Garrett | 11-28-71 | at Buffalo |
| | | 16 | Ron Burton | 10-23-60 | at Denver |
| | | 14 | Andy Johnson | 12-12-76 | at Tampa |
| 31 | 126 | 24 | Jim Nance | 09-18-66 | at Denver |
| | | 23 | John Stephens | 11-19-89 | vs. Buffalo |
| 33 | 125 | 24 | Jim Nance | 11-16-69 | at Cincinnati |
| | | 11 | Sam Cunningham | 10-20-74 | at Buffalo |
| 35 | 124 | 35 | John Stephens | 10-30-88 | vs. Chicago |
| | | 27 | John Stephens | 12-03-89 | vs. Indianapolis |
| | | 18 | Andy Johnson | 10-19-75 | vs. Baltimore |
| 38 | 123 | 30 | Scott Lockwood | 12-27-92 | vs. Miami |
| 39 | 121 | 31 | John Stephens | 12-04-88 | vs. Seattle |
| | | 12 | J.D. Garrett | 10-04-64 | at Denver |
| 41 | 120 | 20 | Craig James | 11-04-84 | at Denver |
| 42 | 119 | 23 | Craig James | 11-03-85 | vs. Miami |
| | | 13 | Mack Herron | 10-12-75 | at Cincinnati |
| 44 | 118 | 22 | Sam Cunningham | 10-24-76 | at Buffalo |
| | | 17 | Ron Burton | 09-16-62 | vs. Houston |
| 46 | 116 | 28 | Leonard Russell | 10-10-93 | at Phoenix |
| | | 12 | Horace Ivory | 11-18-79 | vs. Baltimore |
| | | 10 | Larry Garron | 10-22-61 | vs. Buffalo |
| 49 | 115 | 26 | Craig James | 12-08-85 | vs. Detroit |
| 50 | 113 | 21 | Sam Cunningham | 11-17-74 | vs. NY Jets |
| | | 20 | Jim Nance | 10-15-67 | vs. Miami |
| | | 16 | Don Calhoun | 12-21-80 | at New Orleans |
| | | 15 | Horace Ivory | 10-22-78 | vs. Miami |
| 54 | 112 | 26 | Leonard Russell | 12-15-91 | at N.Y. Jets |
| | | 19 | Craig James | 11-22-84 | at Dallas |
| 56 | 111 | 19 | Jim Nance | 12-08-68 | at Miami |
| | | 15 | Carl Garrett | 10-10-71 | vs. NY Jets |
| 58 | 110 | 20 | Jon Vaughn | 11-22-92 | vs. NY Jets |
| 59 | 109 | 27 | Andy Johnson | 09-18-78 | vs. Baltimore |
| | | 24 | Jim Nance | 12-04-66 | vs. Buffalo |
| | | 22 | Don Calhoun | 11-21-76 | at NY Jets |
| | | 18 | Jim Nance | 11-26-67 | at Houston |
| | | 17 | Jim Nance | 11-09-69 | vs. Miami |
| 64 | 108 | 26 | Jim Nance | 11-05-67 | vs. Houston |
| | | 25 | Jim Nance | 10-23-66 | vs. San Diego |
| | | 23 | Josh Ashton | 10-01-72 | vs. Washington |
| | | 14 | Craig James | 11-24-85 | at NY Jets |
| 68 | 107 | 22 | Jim Nance | 11-20-66 | at Kansas City |
| | | 20 | Tony Collins | 09-16-84 | vs. Seattle |
| | | 17 | Larry Garron | 12-08-63 | at Houston |
| 71 | 106 | 27 | Leonard Russell | 11-03-91 | at Buffalo |
| | | 21 | Sam Cunningham | 09-19-76 | vs. Miami |
| | | 19 | Don Calhoun | 11-23-80 | vs. Baltimore |
| 74 | 105 | 23 | Sam Cunningham | 09-18-77 | vs. Kansas City |
| | | 22 | Craig James | 01-12-86 | at Miami * |

(100 + Rushers Continued On Next Page)



| | | | | | |
|----|-----|----|-----------------|----------|-------------------|
| 74 | 105 | 11 | Dick Christy | 11-11-60 | vs. NY Titans |
| 77 | 104 | 25 | John Stephens | 11-06-88 | vs. Miami |
| | | 23 | Craig James | 01-05-86 | at LA Raiders* |
| | | 22 | Jim Nance | 11-13-66 | vs. Houston |
| 80 | 103 | 32 | Tony Collins | 12-19-82 | at Seattle |
| | | 22 | Tony Collins | 10-25-81 | at Washington |
| | | 21 | Andy Johnson | 10-26-75 | vs. San Francisco |
| | | 15 | Don Calhoun | 12-07-75 | vs. NY Jets |
| | | 7 | Steve Grogan | 10-18-76 | vs. NY Jets |
| 85 | 101 | 31 | Sam Cunningham | 10-09-77 | vs. Seattle |
| | | 21 | Sam Cunningham | 10-03-76 | vs. Oakland |
| 87 | 100 | 22 | Mark van Eeghen | 12-19-82 | at Seattle |
| | | 21 | Tony Collins | 11-06-83 | vs. Buffalo |
| | | 19 | Sam Cunningham | 11-23-75 | at Buffalo |
| | | 17 | Vagas Ferguson | 11-23-80 | vs. Baltimore |
| 91 | | 6 | Robert Weathers | 09-04-83 | vs. Baltimore |

Accomplished 91 Times: 17 Nance; 11 Cunningham; 9 C. James; 8 Calhoun, Collins; 7 Stephens; 5 Russell; 4 Johnson; 3 Garron, Ivory; 2 Burton, C. Garrett; 1 Ashton, Christy, Ferguson, J.D. Garrett, Grogan, Herron, LeBlanc, Lockwood, Tatupu, van Eeghen, Vaughn, R. Weathers.

100+ YARD RECEIVING GAMES

| | Yds | Rec | Name | Date | Opponents |
|----|-----|-----|------------------|----------|------------------|
| 1 | 182 | 5 | Stanley Morgan | 11-08-81 | vs. Miami |
| 2 | 170 | 5 | Stanley Morgan | 11-26-78 | at Indy |
| 3 | 167 | 8 | Art Graham | 11-06-64 | vs. Houston |
| 4 | 165 | 8 | Irving Fryar | 10-04-92 | at NY Jets |
| 5 | 162 | 7 | Stanley Morgan | 10-12-86 | vs. NY Jets |
| 6 | 161 | 9 | Irving Fryar | 10-20-91 | vs. Minnesota |
| | | 8 | Ben Coates | 09-04-94 | at Miami |
| | | 7 | Stanley Morgan | 09-21-86 | vs. Seattle |
| 9 | 158 | 5 | Stanley Morgan | 11-04-79 | at Buffalo |
| | | 3 | Ron Sellers | 12-14-69 | at Houston |
| 11 | 156 | 6 | Art Graham | 10-05-63 | at New York Jets |
| 12 | 151 | 5 | Stanley Morgan | 10-28-79 | at Baltimore |
| 13 | 150 | 7 | Mike Timpson | 12-22-92 | at Cincinnati |
| 14 | 149 | 10 | Tony Romeo | 11-17-63 | vs. Kansas City |
| | | 6 | Randy Vataha | 12-07-75 | vs. NY Jets |
| 16 | 148 | 8 | Cedric Jones | 9-10-89 | at NY Jets |
| | | 8 | Stanley Morgan | 12-22-86 | at Miami |
| 18 | 147 | 7 | Gino Cappelletti | 10-31-64 | at NY jets |
| | | 5 | Harold Jackson | 12-16-79 | vs. Minnesota |
| 20 | 146 | 5 | Gino Cappelletti | 12-18-65 | vs. Houston |
| | | 6 | Stanley Morgan | 11-01-87 | vs. LA Raiders |
| 22 | 143 | 8 | Irving Fryar | 11-17-91 | vs. NY Jets |
| 23 | 142 | 4 | Jim Colclough | 10-06-62 | vs. NY Titans |
| | | 4 | Stanley Morgan | 11-30-80 | at San Francisco |
| 25 | 141 | 7 | Stanley Morgan | 01-02-83 | vs. Buffalo |
| | | 3 | Stanley Morgan | 11-22-81 | at Buffalo |
| 27 | 140 | 6 | Stanley Morgan | 10-6-85 | at Cleveland |
| | | 4 | Aaron Marsh | 09-22-68 | vs. NY Jets |
| 29 | 139 | 7 | Don Hasselbeck | 10-11-81 | at NY Jets |
| | | 6 | Russ Francis | 09-26-76 | at Pittsburgh |
| 31 | 137 | 9 | Jim Colclough | 11-17-63 | vs. Kansas City |
| 32 | 136 | 9 | Stanley Morgan | 10-09-83 | at Indianapolis |
| 33 | 134 | 11 | Art Graham | 11-20-66 | at Kansas City |
| | | 6 | Jim Colclough | 12-20-64 | vs. Buffalo |
| | | 6 | Irving Fryar | 11-24-91 | vs. Buffalo |
| | | 6 | Jim Whalen | 10-15-67 | vs. Miami |
| 37 | 132 | 6 | Irving Fryar | 10-13-85 | vs. Buffalo |
| 38 | 131 | 6 | Gino Cappelletti | 10-13-61 | vs. Houston |
| 39 | 130 | 10 | Hart Lee Dykes | 12-17-89 | at Pittsburgh |
| | | 7 | Stanley Morgan | 12-05-82 | at Chicago |
| 41 | 129 | 7 | Randy Vataha | 12-05-71 | vs. Miami |
| | | 6 | Stanley Morgan | 12-09-79 | at NY Jets |
| 43 | 127 | 6 | Cedric Jones | 11-05-89 | vs. NY Jets |
| | | 6 | Harold Jackson | 10-19-80 | at Baltimore |
| | | 4 | Stanley Morgan | 12-26-82 | at Pittsburgh |
| | | 3 | Jim Colcough | 11-30-62 | vs. NY Titans |
| 47 | 126 | 5 | Harold Jackson | 09-27-81 | at Pittsburgh |
| | | 5 | Russ Francis | 09-24-78 | at Oakland |
| | | 3 | Irving Fryar | 10-12-86 | vs. NY Jets |
| 50 | 125 | 10 | Michael Timpson | 09-18-94 | at Cincinnati |
| | | 7 | Russ Francis | 11-23-75 | at Buffalo |
| | | 6 | Stanley Morgan | 10-05-86 | vs. Miami |
| | | 3 | Stanley Morgan | 09-18-78 | vs. Baltimore |
| 54 | 124 | 9 | Ben Coates | 09-11-94 | vs. Buffalo |
| | | 7 | Harold Jackson | 09-03-78 | vs. Washington |
| | | 5 | Dick Christy | 11-04-60 | vs. Oakland |
| | | 5 | Stanley Morgan | 11-29-79 | at Miami |
| | | 4 | Ron Sellers | 11-02-69 | vs. Houston |
| 59 | 123 | 9 | Ben Coates | 10-09-94 | vs. LA Raiders |
| | | 7 | Jim Colcough | 09-16-61 | vs. Denver |



1995 NEW ENGLAND PATRIOTS

| | | | | | |
|-----|-----|----|--------------------------|----------|-------------------|
| | | 5 | Jim Colclough | 11-11-62 | at Denver |
| | | 5 | Joe Johnson | 11-25-60 | vs. Houston |
| 63 | 122 | 8 | Stanley Morgan | 11-04-84 | at Denver |
| | | 5 | Stanley Morgan | 11-28-82 | vs. Houston |
| | | 4 | Jim Whalen | 12-17-67 | at Miami |
| | | 3 | Irving Fryar | 10-30-88 | vs. Chicago |
| 67 | 121 | 8 | Darryl Stingley | 10-30-77 | vs. NY Jets |
| | | 8 | Stanley Morgan | 12-14-86 | vs. San Francisco |
| | | 4 | Stanley Morgan | 12-22-85 | vs. Cincinnati |
| | | 4 | Tony Romeo | 09-21-62 | vs. Denver |
| | | 3 | Harold Jackson | 09-09-79 | vs. NY Jets |
| 72 | 120 | 7 | Stanley Morgan | 11-10-85 | vs. Indianapolis |
| 73 | 119 | 12 | Ben Coates | 11-27-94 | at Indianapolis |
| | | 8 | Greg McMurtry | 12-08-91 | vs. Indianapolis |
| 75 | 118 | 7 | Stanley Morgan | 11-16-86 | at LA Rams |
| | | 5 | Harold Jackson | 10-29-78 | vs. N.Y. Jets |
| | | 4 | Stanley Morgan | 10-04-81 | vs. Kansas City |
| | | 3 | Gino Cappelletti | 11-13-66 | vs. Houston |
| 79 | 117 | 6 | Vincent Brisby | 10-02-94 | vs. Green Bay |
| | | 6 | Eric Sievers | 12-10-89 | at Miami |
| 81 | 116 | 9 | Art Graham | 09-09-67 | at San Diego |
| | | 7 | Stanley Morgan | 09-07-86 | vs. Indianapolis |
| | | 4 | Darryl Stingley | 10-23-77 | vs. Baltimore |
| 84 | 115 | 6 | Vincent Brisby | 12-24-94 | at Chicago |
| | | 4 | Irving Fryar | 11-04-90 | at Philadelphia |
| 86 | 114 | 4 | Jim Colclough | 11-07-65 | vs. Buffalo |
| | | 3 | Stanley Morgan | 10-21-84 | vs. Miami |
| 88 | 113 | 10 | Michael Timpson | 11-13-94 | vs. Minnesota |
| | | 6 | Larry Garron | 12-11-66 | at Houston |
| | | 2 | Jim Whalen | 10-27-68 | at NY Jets |
| 91 | 112 | 5 | Don Hasselbeck | 10-25-81 | at Washington |
| | | 3 | Jim Colclough | 12-17-67 | at Miami |
| 93 | 111 | 8 | Gino Cappelletti | 12-18-66 | at NY Jets |
| | | 6 | Don Hasselbeck | 09-06-81 | vs. Baltimore |
| 95 | 110 | 6 | Jim Colclough | 10-18-63 | vs. Denver |
| | | 6 | Irving Fryar | 09-21-86 | vs. Seattle |
| 97 | 109 | 6 | Tony Collins | 10-27-85 | vs. Buffalo |
| | | 3 | Jim Whalen | 10-25-65 | at Oakland |
| 99 | 108 | 8 | Ben Coates | 09-18-94 | at Cincinnati |
| | | 8 | Hart Lee Dykes | 12-24-89 | vs. LA Rams |
| | | 6 | Ben Coates | 10-31-93 | at Indianapolis |
| | | 6 | Billy Lott | 10-22-61 | vs. Buffalo |
| | | 5 | Reggie Rucker | 11-18-73 | vs. Green Bay |
| | | 5 | Ron Sellers | 10-04-70 | vs. Baltimore |
| | | 2 | Stanley Morgan | 09-21-80 | at Seattle |
| | | 2 | Stephen Starring | 09-25-83 | at Pittsburgh |
| 107 | 107 | 7 | Randy Vataha | 10-24-71 | at Dallas |
| | | 6 | Irving Fryar | 11-01-87 | vs. LA Raiders |
| | | 5 | Stanley Morgan | 12-07-86 | vs. Cincinnati |
| 110 | 106 | 4 | Harold Jackson | 10-01-78 | vs. San Diego |
| | | 2 | Larry Garron | 10-23-66 | vs. San Diego |
| 112 | 105 | 5 | Hart Lee Dykes | 11-12-89 | vs. New Orleans |
| | | 5 | Harold Jackson | 11-29-79 | at Miami |
| | | 3 | Stephen Starring | 09-02-84 | at Buffalo |
| 115 | 104 | 8 | Stanley Morgan | 09-11-86 | at NY Jets |
| | | 8 | Derrick Ramsey | 11-18-84 | vs. Indianapolis |
| | | 3 | Stanley Morgan | 10-08-78 | vs. Philadelphia |
| | | 3 | Art Graham | 11-29-64 | at Houston |
| 119 | 103 | 7 | Gino Cappelletti | 11-03-62 | at Buffalo |
| | | 7 | Reggie Rucker | 10-08-72 | at Buffalo |
| | | 6 | Andy Johnson | 12-21-75 | at Baltimore |
| | | 5 | Hart Lee Dykes | 10-07-90 | vs. Seattle |
| 123 | 102 | 7 | Stanley Morgan | 10-25-87 | at Indianapolis |
| | | 5 | Irving Fryar | 10-22-89 | at San Francisco |
| | | 5 | Ron Sellers | 10-25-70 | at Baltimore |
| | | 5 | Stephen Starring | 09-07-86 | vs. Indianapolis |
| | | 5 | Stanley Morgan | 11-22-87 | vs. Indianapolis |
| | | 3 | Stanley Morgan | 10-14-84 | vs. Cincinnati |
| | | 3 | Stanley Morgan | 09-07-80 | vs. Cleveland |
| | | 3 | Stanley Morgan | 09-09-79 | vs. NY Jets |
| | | 3 | Ron Sellers | 12-07-69 | at San Diego |
| 132 | 101 | 6 | Irving Fryar | 09-20-92 | vs. Seattle |
| | | 6 | Gino Cappelletti | 10-09-64 | vs. San Diego |
| | | 5 | Michael Timpson | 09-11-94 | vs. Buffalo |
| | | 5 | Stanley Morgan | 12-09-84 | at Philadelphia |
| | | 5 | Ron Sellers | 11-23-69 | vs. Buffalo |
| 137 | 100 | 11 | Tony Collins | 11-29-87 | vs. Philadelphia |
| | | 6 | Bob Adams | 12-09-73 | at Buffalo |
| | | 4 | Randy Vataha | 12-19-71 | at Baltimore |
| | | 3 | Don Calhoun | 12-14-75 | vs. Buffalo |
| 141 | | 3 | Stanley Morgan (Playoff) | 01-04-87 | at Denver |

Accomplished 141 times: 39 times (including one playoff) Stanley Morgan; 12 Irving Fryar; 9 Jim Colclough; 8 Harold Jackson; 7 Gino Cappelletti; 6 Ben Coates, Ron Sellers; 5 Art Graham; 4 Hart Lee Dykes, Mike Timpson, Jim Whalen, Randy Vataha; 3 Russ Francis, Don Hasselbeck, Stephen Starring; 2 Vincent Brisby, Tony Collins, Cedric Jones, Larry Garron, Tony Romero, Reggie Rucker, Darryl Stingley; 1 Bob Adams, Don Calhoun, Dick Christy, Andy Johnson, Joe Johnson, Billy Lott, Aaron Marsh, Greg McMurtry, Derrick Ramsey, Eric Sievers.



300+ YARD PASSING GAMES

| | Yds | Att | Comp | Name | Date | Opponents |
|----|-----|-----|------|----------------|----------|------------------|
| 1 | 426 | 70 | 45 | Drew Bledsoe | 11-13-94 | vs. Minnesota |
| 2 | 421 | 51 | 32 | Drew Bledsoe | 09-04-94 | at Miami |
| 3 | 414 | 45 | 26 | Tony Eason | 09-21-86 | vs. Seattle |
| 4 | 402 | 53 | 34 | Tom Ramsey | 11-29-87 | vs. Philadelphia |
| 5 | 401 | 42 | 23 | Steve Grogan | 10-12-86 | vs. NY Jets |
| 6 | 400 | 47 | 25 | Babe Parilli | 10-16-64 | vs. Oakland |
| 7 | 380 | 42 | 26 | Drew Bledsoe | 09-11-94 | vs. Buffalo |
| 8 | 379 | 38 | 21 | Babe Parilli | 12-18-66 | at NY Jets |
| 9 | 375 | 52 | 36 | Tony Eason | 11-16-86 | at LA Rams |
| 10 | 374 | 39 | 25 | Steve Grogan | 11-10-80 | at Houston |
| 11 | 372 | 43 | 30 | Hugh Millen | 11-17-91 | vs NY Jets |
| 12 | 365 | 50 | 30 | Drew Bledsoe | 09-18-94 | at Cincinnati |
| | | 46 | 25 | Steve Grogan | 11-23-75 | at Buffalo |
| 14 | 358 | 31 | 21 | Babe Parilli | 10-18-63 | vs. Denver |
| 15 | 355 | 40 | 23 | Steve Grogan | 11-08-81 | vs. Miami |
| 16 | 354 | 45 | 25 | Babe Parilli | 11-17-63 | vs. Kansas City |
| 17 | 350 | 35 | 19 | Steve Grogan | 11-04-79 | at Buffalo |
| | | 39 | 21 | Steve Grogan | 11-29-79 | at Miami |
| 19 | 348 | 32 | 18 | Jim Plunkett | 11-18-73 | vs. Green Bay |
| 20 | 341 | 49 | 25 | Tony Eason | 09-17-89 | vs. Miami |
| 21 | 336 | 36 | 20 | Babe Parilli | 11-29-64 | at Houston |
| 22 | 334 | 53 | 29 | Drew Bledsoe | 10-02-94 | vs. Green Bay |
| 23 | 330 | 40 | 21 | Hugh Millen | 12-08-91 | vs. Indianapolis |
| | | 30 | 19 | Steve Grogan | 10-11-81 | at NY Jets |
| 25 | 329 | 43 | 27 | Drew Bledsoe | 01-02-94 | vs. Miami |
| 26 | 326 | 32 | 22 | Hugh Millen | 10-20-91 | vs. Minnesota |
| 27 | 325 | 42 | 22 | Matt Cavanaugh | 09-27-81 | at Pittsburgh |
| | 321 | 55 | 23 | Drew Bledsoe | 10-09-94 | vs. LA Raiders |
| 29 | 317 | 36 | 15 | Steve Grogan | 10-28-79 | at Baltimore |
| 30 | 315 | 18 | 13 | Steve Grogan | 09-09-79 | vs. NY Jets |
| 31 | 313 | 46 | 25 | Steve Grogan | 12-24-89 | vs. LA Rams |
| | | 29 | 19 | Tony Eason | 10-21-84 | vs. Miami |
| | | 38 | 21 | Tony Eason | 11-04-84 | at Denver |
| 34 | 306 | 30 | 17 | Steve Grogan | 10-25-81 | at Washington |
| 35 | 311 | 38 | 18 | Tom Yewcic | 10-05-63 | at NY Jets |
| 36 | 304 | 28 | 20 | Tony Eason | 10-06-85 | at Cleveland |
| | 304 | 40 | 18 | Babe Parilli | 10-31-64 | at New York |
| 38 | 300 | 35 | 14 | Babe Parilli | 12-28-63 | at Buffalo |
| | 300 | 41 | 20 | Babe Parilli | 12-06-64 | at Kansas City |

Accomplished 39 times: 11 Grogan; 8 Parilli; 7 Bledsoe; 6 Eason; 3 Millen; 1 Cavanaugh, Plunkett, Ramsey, Yewcic.

MULTIPLE SACK PERFORMANCES

| Sacks | Player | Pos | Date | Opponent |
|-------|-----------------------|-----|----------|-----------------|
| 4.0 | Mike Hawkins | LB | 09/09/79 | N.Y. Jets |
| 4.0 | Tony McGee | DE | 11/16/78 | at Baltimore |
| 4.0 | Julius Adams | DE | 12/04/77 | at Atlanta |
| 3.5 | Chris Slade | LB | 11/20/94 | San Diego |
| 3.5 | Andre Tippett | LB | 10/26/86 | at Buffalo |
| 3.0 | Chris Slade | LB | 09/12/93 | Detroit |
| 3.0 | Andre Tippett | LB | 11/22/87 | Indianapolis |
| 3.0 | Andre Tippett | LB | 11/15/87 | Dallas |
| 3.0 | Andre Tippett | LB | 10/18/87 | at Houston |
| 3.0 | Don Blackmon | LB | 09/07/86 | Indianapolis |
| 3.0 | Garin Veris (playoff) | DE | 12/28/85 | at N.Y. Jets |
| 3.0 | Julius Adams | DE | 11/24/85 | at N.Y. Jets |
| 3.0 | Andre Tippett | LB | 11/10/85 | Indianapolis |
| 3.0 | Andre Tippett | LB | 10/20/85 | N.Y. Jets |
| 3.0 | Don Blackmon | LB | 09/08/85 | Green Bay |
| 3.0 | Andre Tippett | LB | 09/08/85 | Green Bay |
| 3.0 | Toby Williams | DE | 11/18/84 | at Indianapolis |
| 3.0 | John Lee | LB | 11/29/81 | St. Louis |
| 3.0 | Richard Bishop | NT | 11/02/80 | N.Y. Jets |
| 3.0 | Ray Hamilton | DE | 10/13/80 | Miami |
| 3.0 | Ray Hamilton | DE | 11/28/76 | Denver |
| 3.0 | Tony McGee | DE | 11/28/76 | Denver |
| 3.0 | Pete Barnes | LB | 11/14/76 | at Baltimore |
| 3.0 | Connell Smith | DE | 10/06/74 | Baltimore |
| 3.0 | Ed Philpott | LB | 09/29/68 | Denver |
| 3.0 | Houston Antwine | DT | 09/08/68 | at Buffalo |
| 3.0 | Jim Lee Hunt | DT | 12/04/66 | Buffalo |
| 3.0 | Jack Rudolph | LB | 09/16/60 | at N.Y. Jets |
| 2.5 | Chris Slade | LB | 10/02/94 | Green Bay |
| 2.5 | Andre Tippett | LB | 09/08/91 | Cleveland |
| 2.5 | Garin Veris | DE | 11/02/86 | Atlanta |
| 2.5 | Andre Tippett | LB | 09/02/84 | at Buffalo |
| 2.5 | Tony McGee | DE | 12/14/80 | Buffalo |
| 2.5 | Tony McGee | DE | 11/04/79 | at Buffalo |
| 2.5 | Larry Eisenhauer | DE | 11/13/66 | Houston |
| 2.5 | Jim Lee Hunt | DT | 09/18/66 | at Denver |
| 2.5 | Larry Eisenhauer | DE | 12/18/65 | Houston |



OPPONENT 300+ YARD PASSING GAMES

| | Yds | Att | Com | Player | Opp | Date |
|----|-----|-----|-----|--------------------|----------|----------|
| 1 | 473 | 42 | 23 | Dan Marino | at Mia | 9-4-94 |
| 2 | 457 | 41 | 27 | Jackey Lee | vs. Hou | 10-13-61 |
| 3 | 386 | 29 | 22 | Ken O'Brien | vs. NYJ | 11-5-89 |
| 4 | 386 | 36 | 20 | George Blanda | vs. Hou | 9-16-64 |
| 5 | 362 | 43 | 22 | Joe Namath | at NYJ | 11-5-67 |
| 6 | 359 | 51 | 29 | Dan Marino | vs. Mia | 11-6-88 |
| 7 | 357 | 37 | 25 | Dan Fouts | vs. SD | 10-16-83 |
| 8 | 356 | 41 | 21 | Jim Kelly | vs. Buf | 11-19-89 |
| 9 | 349 | 42 | 26 | Warren Moon | vs. Minn | 11-13-94 |
| 10 | 340 | 30 | 19 | Bert Jones | at Bal | 12-18-77 |
| 11 | 338 | 56 | 28 | Joe Namath | vs. NYJ | 10-2-66 |
| 12 | 337 | 34 | 16 | Cotton Davidson | vs. Oak | 10-16-64 |
| 13 | 333 | 40 | 20 | Boomer Esiason | at Cin | 12-22-91 |
| | 333 | 31 | 17 | Lin Dawson | at KC | 11-17-68 |
| 15 | 331 | 21 | 15 | Steve DeBerg | vs. KC | 12-2-90 |
| | 331 | 38 | 21 | Jackey Lee | vs. Hou | 11-25-60 |
| 17 | 330 | 35 | 18 | Jeff George | at Ind | 11-15-92 |
| 18 | 329 | 42 | 25 | Dan Fouts | at SD | 11-9-75 |
| 19 | 328 | 41 | 25 | Jim Kelly | vs. Buf | 9-11-94 |
| | | 44 | 20 | George Blanda | vs. Hou | 11-6-64 |
| 21 | 325 | 36 | 22 | Malcom Wood | at NYJ | 10-31-64 |
| 22 | 324 | 38 | 25 | Lin Dawson | at KC | 11-20-66 |
| 23 | 321 | 38 | 25 | Dan Marino | vs. Mia | 10-6-91 |
| 24 | 320 | 37 | 23 | Paul McDonald | at Cle | 10-7-84 |
| 25 | 317 | 46 | 29 | Jim Kelly | vs. Buf | 11-7-93 |
| | 317 | 63 | 35 | Rich Gannon | vs. Min | 10-20-91 |
| | 317 | 36 | 18 | Jack Kemp | at Buf | 10-26-63 |
| 28 | 316 | 39 | 24 | Dan Marino | vs. Mia | 10-21-84 |
| 29 | 315 | 40 | 26 | John Elway | at Den | 11-4-84 |
| | 315 | 24 | 12 | Jack Kemp | vs. SD | 10-7-61 |
| 31 | 314 | 31 | 18 | Randall Cunningham | vs. Phi | 11-29-87 |
| 32 | 313 | 26 | 19 | Ken O'Brien | at NYJ | 9-21-87 |
| 33 | 312 | 28 | 17 | Tom Tupa | at Pho | 9-29-91 |
| | 312 | 36 | 20 | Jim Zorn | at Sea | 9-21-80 |
| 35 | 311 | 33 | 20 | Ken O'Brien | at NYJ | 11-24-85 |
| 36 | 309 | 41 | 26 | Ken O'Brien | vs. NYJ | 11-17-91 |
| 37 | 308 | 20 | 15 | Jim Kelly | vs. Buf | 9-27-92 |
| | 308 | 61 | 35 | Tommy Kramer | vs. Min | 12-16-79 |
| 39 | 305 | 36 | 22 | Richard Todd | at NYJ | 10-27-83 |
| 40 | 302 | 31 | 16 | Lin Dawson | vs. Dal | 10-12-62 |
| 41 | 301 | 42 | 27 | Jeff George | at Ind | 9-1-91 |
| | 301 | 39 | 24 | Archie Manning | at NO | 12-21-80 |
| 43 | 300 | 32 | 21 | Dan Marino | at Mia | 12-10-89 |
| 44 | 300 | 34 | 18 | Cotton Davidson | vs. Dal | 11-3-61 |

OPPONENT 100+ YARD RUSHING GAMES

| | Yds | Att. | Player | Opp. | Date |
|----|-----|------|--------------------|---------|----------|
| 1 | 250 | 29 | OJ Simpson | vs. Buf | 9-16-73 |
| 2 | 219 | 22 | OJ Simpson | at Buf | 12-9-73 |
| 3 | 210 | 26 | Greg Bell | vs. Ram | 12-24-89 |
| 4 | 197 | 15 | Mercury Morris | at Mia | 9-30-73 |
| 5 | 190 | 31 | Harold Green | at Cin | 12-20-92 |
| 6 | 185 | 21 | OJ Simpson | vs. Buf | 12-14-75 |
| 7 | 174 | 36 | Chris Warren | vs. Sea | 9-19-93 |
| 8 | 173 | 28 | Hershal Walker | vs. Dal | 11-15-87 |
| 9 | 168 | 32 | John Riggins | vs. NYJ | 10-15-72 |
| 10 | 165 | 22 | Thurman Thomas | at Buf | 11-18-90 |
| 11 | 163 | 18 | James Brooks | vs. Cin | 12-7-86 |
| 12 | 162 | 19 | Tony Dorsett | vs. Dal | 9-21-81 |
| 13 | 159 | 23 | Sammie Smith | vs. Mia | 9-9-90 |
| 14 | 157 | 33 | Ruben Mayes | at NO | 11-30-86 |
| 15 | 155 | 27 | Roland Hooks | vs. Buf | 11-6-77 |
| 16 | 153 | 33 | Joe Cribbs | vs. Buf | 12-13-81 |
| 17 | 152 | 20 | John Riggins | vs. NYJ | 12-7-75 |
| 18 | 151 | 26 | Greg Pruitt | at Cle | 9-26-77 |
| 19 | 150 | 18 | Emerson Boozer | vs. NYJ | 10-15-72 |
| 20 | 149 | 39 | Ernest Byner | vs. Was | 12-15-90 |
| 21 | 148 | 32 | Barry Sanders | vs. Det | 9-12-93 |
| 22 | 147 | 30 | Floyd Little | vs. Den | 11-3-68 |
| 23 | 146 | 16 | Randy McMillan | vs. Bal | 9-6-81 |
| 24 | 143 | 40 | Johnny Hector | vs. NYJ | 10-12-86 |
| 25 | 142 | 34 | Lydell Mitchell | at Bal | 12-16-73 |
| | 142 | 32 | Cookie Gilchrist | vs. Den | 9-21-65 |
| 27 | 140 | 33 | John Riggins | vs. Was | 9-23-84 |
| 28 | 139 | 25 | Hoyle Granger | at Hou | 12-14-69 |
| 29 | 137 | 18 | Wilbert Montgomery | at Phi | 9-13-81 |
| | 137 | 8 | Paul Lowe | vs. SD | 10-28-60 |



| | | | | | |
|-----|-----|----|--------------------|----------|----------|
| 31 | 136 | 28 | Anthony Thompson | at Pho | 11-25-90 |
| | 136 | 22 | Thurman Thomas | vs. Buf | 10-28-90 |
| | 136 | 30 | Ottis Anderson | vs. StL | 12-2-84 |
| | 136 | 24 | Mike Pruitt | vs. Cle | 10-20-83 |
| | 136 | 29 | Franco Harris | vs. Pit | 12-8-74 |
| 36 | 133 | 32 | Larry Mason | vs. Cle | 10-4-87 |
| 37 | 132 | 28 | John Riggins | vs. NYJ | 10-14-73 |
| 38 | 131 | 18 | Barry Sanders | at Det | 9-25-94 |
| | 131 | 17 | Wayne Patrick | at Buf | 10-11-69 |
| 40 | 130 | 30 | Earl Campbell | at Hou | 11-10-80 |
| 41 | 126 | 32 | Thurman Thomas | at Buf | 11-3-91 |
| 42 | 125 | 25 | William Andrews | at Atl | 10-30-83 |
| 43 | 124 | 8 | Randall Cunningham | at Phi | 11-4-90 |
| | 124 | 19 | William Andrews | vs. Atl | 9-14-80 |
| | 124 | 22 | Matt Snell | at NYJ | 12-18-67 |
| | 124 | 22 | Hoyle Granger | at Hou | 11-26-67 |
| 47 | 123 | 25 | Bernie Parmalee | vs. Mia | 10-23-95 |
| | 123 | 21 | Leroy Hoard | at Clev. | 11-16-94 |
| | 123 | 24 | Anthony Toney | vs. Phi | 11-29-87 |
| | 123 | 17 | OJ Simpson | vs. Buf | 11-1-70 |
| 51 | 122 | 21 | Johnny Johnson | at NYJ | 10-16-94 |
| | 122 | 24 | Chris Warren | vs. Sea | 9-20-92 |
| | 122 | 32 | OJ Simpson | at Buf | 10-20-74 |
| | 122 | 19 | Abner Haynes | at Dal | 9-8-62 |
| 55 | 121 | 16 | Larry Czonka | vs. Mia | 11-9-69 |
| 56 | 120 | 18 | Thurman Thomas | vs. Buf | 9-27-92 |
| | 120 | 16 | Stanley Wilson | vs. Cin | 12-7-86 |
| | 120 | 16 | Don Nottingham | vs. Mia | 9-28-75 |
| 59 | 119 | 17 | Tony Nathan | vs. Mia | 12-6-81 |
| | 119 | 21 | Benny Malone | at Mia | 10-31-76 |
| | 119 | 20 | Clemon Daniels | vs. Oak | 10-8-65 |
| 62 | 118 | 14 | Brent Fullwood | at G.B. | 10-9-88 |
| | 118 | 29 | Eric Dickerson | vs. Ind | 10-2-88 |
| | 118 | 30 | Joe Cribbs | at Buf | 10-30-80 |
| | 118 | 27 | Earl Campbell | vs. Hou | 12-13-78 |
| 66 | 117 | 19 | Merril Hoge | at Pitt | 12-9-90 |
| | 117 | 27 | Eric Dickerson | vs. Ind | 11-22-87 |
| | 117 | 23 | Emerson Boozer | at NYJ | 12-18-67 |
| 69 | 116 | 26 | Curt Warner | at Sea | 12-18-83 |
| | 116 | 19 | Delvin Williams | vs. Mia | 10-22-78 |
| 71 | 115 | 20 | Kevin Mack | at Cle | 10-6-85 |
| | 115 | 21 | Larry Czonka | at Mia | 12-6-70 |
| 73 | 114 | 24 | Thurman Thomas | at Buf | 9-5-93 |
| 74 | 113 | 24 | Heath Sherman | at Phi | 11-4-90 |
| | 113 | 15 | Mercury Morris | vs. Mia | 12-3-72 |
| | 113 | 20 | Larry Brown | vs. Was | 10-1-72 |
| | 113 | 23 | Leroy Kelly | at Cle | 11-21-71 |
| 78 | 112 | 19 | Barry Word | vs. KC | 12-2-90 |
| 79 | 111 | 30 | Thurman Thomas | vs. Buf | 11-7-93 |
| | 111 | 17 | John Fuqua | at Pit | 10-22-72 |
| 81 | 110 | 17 | Freeman McNeil | vs. NYJ | 10-28-84 |
| | 110 | 25 | OJ Simpson | at Buf | 10-24-76 |
| 83 | 109 | 13 | Lorenzo Hampton | at Mia | 12-22-86 |
| | 109 | 23 | Matt Snell | at NYJ | 10-26-69 |
| | 109 | 19 | Bill Mathis | at NYJ | 10-1-61 |
| 86 | 108 | 19 | Mark Higgs | at Mia | 11-21-93 |
| 87 | 107 | 23 | Joe Cribbs | vs. SF | 12-14-86 |
| | 107 | 23 | Andre Franklin | vs. Mia | 12-12-82 |
| | 107 | 23 | Cookie Gilchrist | at Buf | 11-3-62 |
| 90 | 106 | 26 | Thurman Thomas | vs. Buf | 9-11-94 |
| | 106 | 28 | Dalton Hillard | vs. NO | 11-12-89 |
| | 106 | 25 | Franco Harris | at Pit | 9-25-83 |
| | 106 | 19 | Freeman McNeil | vs. NYJ | 9-19-82 |
| 94 | 105 | 21 | Thurman Thomas | at Buf | 10-1-89 |
| | 105 | 24 | Curt Warner | at Sea | 11-17-85 |
| | 105 | 18 | Larry Watkins | vs. Buf | 9-16-73 |
| | 105 | 21 | Floyd Little | at Den | 9-14-69 |
| 98 | 104 | 19 | Ricky Waters | vs. SF | 10-11-92 |
| | 104 | 19 | Tim Worley | at Pitt | 12-17-89 |
| | 104 | 22 | Johnny Hector | vs. NYJ | 12-13-87 |
| | 104 | 17 | Joe Cribbs | vs. Buf | 1-2-83 |
| | 104 | 18 | Woody Campbell | at Hou | 12-15-68 |
| 103 | 103 | 22 | OJ Simpson | vs. Buf | 11-19-72 |
| 104 | 102 | 24 | Eric Dickerson | at Ram | 11-16-86 |
| | 102 | 17 | Kenny King | at Oak | 11-1-81 |
| | 102 | 16 | Curtis Dickey | vs. Bal | 11-23-80 |
| 107 | 101 | 23 | William Howard | vs. TB | 12-11-88 |
| | 101 | 23 | Franco Harris | at Pit | 12-26-82 |
| | 101 | 18 | Joe Delaney | vs. KC | 10-4-81 |
| | 101 | 23 | Jim Braxton | vs. Buf | 12-14-75 |
| 111 | 100 | 20 | Blair Thomas | vs. NYJ | 9-30-90 |
| | 100 | 19 | Wilbert Montgomery | at Phi | 12-9-84 |
| | 100 | 32 | Horace King | at Det | 10-10-76 |
| | 100 | 16 | John Riggins | at NYJ | 10-13-74 |
| | 100 | 14 | Mercury Morris | vs. Mia | 10-28-73 |
| 116 | 100 | 8 | Mark Smolinski | vs. NYJ | 9-8-63 |



OPPONENT 100+ YARD RECEIVING GAMES

| | Yds | Rec. | Player | Opp. | Date |
|----|-----|------|------------------|---------|----------|
| 1 | 232 | 13 | Charles Hennigan | vs. Hou | 10-13-61 |
| 2 | 211 | 5 | Irving Fryar | at Mia | 9-4-94 |
| 3 | 210 | 13 | Lance Alworth | vs. SD | 11-10-63 |
| 4 | 206 | 11 | Art Powell | vs. Oak | 10-8-65 |
| 5 | 202 | 8 | Charles Hennigan | vs. Hou | 9-16-62 |
| 6 | 187 | 6 | Roger Carr | vs. Bal | 9-18-78 |
| 7 | 182 | 6 | Charles Frazier | at Hou | 9-19-65 |
| 8 | 181 | 12 | Charles Hennigan | at Hou | 11-29-64 |
| 9 | 177 | 6 | Lance Alworth | vs. SD | 10-23-66 |
| 10 | 175 | 9 | Rob Moore | vs. NYJ | 9-30-90 |
| 11 | 171 | 9 | Bill Groman | vs. Hou | 11-25-60 |
| 12 | 169 | 7 | Lionell Taylor | at Den | 9-29-63 |
| 13 | 168 | 9 | Andre Reed | vs. Buf | 9-27-92 |
| | 168 | 6 | Wesley Walker | at NYJ | 11-24-85 |
| 15 | 164 | 5 | Don Maynard | vs. NYJ | 11-19-67 |
| 16 | 163 | 7 | Anthony Johnson | at Ind | 11-15-92 |
| | 163 | 6 | Tim McGee | at Cin | 9-23-90 |
| 18 | 162 | 11 | Art Powell | at NYJ | 10-6-62 |
| 19 | 160 | 5 | Gene Washington | at SF | 10-31-71 |
| | 160 | 3 | Dave Kocourek | vs. SD | 10-7-61 |
| 21 | 158 | 6 | Charles Frazier | vs. Hou | 11-13-66 |
| 22 | 156 | 9 | Butch Johnson | at Den | 11-4-84 |
| 23 | 155 | 10 | Chris Burford | vs. KC | 9-25-66 |
| 24 | 151 | 7 | Stephone Paige | vs. KC | 12-2-90 |
| | 151 | 4 | Jerry Tarr | vs. Den | 9-21-62 |
| 26 | 150 | 8 | Art Powell | at Oak | 9-22-63 |
| | 150 | 7 | Bill Groman | at Hou | 12-18-60 |
| 28 | 148 | 5 | Bill Groman | vs. Hou | 10-13-61 |
| 29 | 147 | 7 | Andre Reed | vs. Buf | 9-11-94 |
| | 147 | 4 | J.D. Hill | at Buf | 11-23-75 |
| | 147 | 6 | Lance Alworth | at SD | 12-7-69 |
| 32 | 145 | 8 | Ernie Jones | at Pho | 9-29-91 |
| | 145 | 8 | Duriel Harris | vs. Mia | 11-8-81 |
| 34 | 144 | 7 | Frank Jackson | at KC | 12-6-64 |
| 35 | 143 | 9 | Charles Frazier | vs. Hou | 11-6-64 |
| | 143 | 11 | Bake Turner | at NYJ | 10-31-64 |
| 37 | 141 | 8 | Charlie Taylor | vs. Was | 10-1-72 |
| | 141 | 6 | Glenn Bass | at Buf | 11-15-64 |
| 39 | 140 | 6 | Wesley Walker | vs. NYJ | 10-20-85 |
| | 140 | 10 | Chris Burford | vs. Dal | 10-12-62 |
| 41 | 138 | 8 | Steve Largent | at Sea | 11-17-85 |
| | 138 | 6 | Cliff Branch | at Oak | 12-1-74 |
| 43 | 137 | 9 | Fred Biletnikoff | at Oak | 12-18-76 |
| | 137 | 8 | John Henderson | vs. Min | 12-13-70 |
| | 137 | 9 | Donnie Stone | at Den | 12-3-61 |
| | 137 | 7 | Chris Buford | vs. Dal | 11-3-61 |
| 47 | 136 | 12 | Dave Casper | vs. Oak | 10-3-76 |
| 48 | 135 | 7 | Art Powell | vs. Oak | 9-13-64 |
| 49 | 134 | 8 | Steve Watson | at Den | 11-4-84 |
| 50 | 133 | 7 | Steve Largent | at Sea | 12-18-83 |
| | 133 | 9 | Otis Taylor | at KC | 11-20-66 |
| 52 | 132 | 9 | Sterling Sharpe | vs. GB | 10-2-94 |
| | 132 | 6 | Trumaine Johnson | at Buf | 10-23-88 |
| | 132 | 5 | Don Maynard | at NYJ | 10-29-67 |
| 55 | 131 | 4 | Al Denson | at Den | 9-3-67 |
| 56 | 130 | 6 | Haven Moses | vs. Buf | 11-23-69 |
| | 130 | 6 | Al Carmichael | vs. Den | 9-9-60 |
| 58 | 129 | 6 | Andre Rison | at Ind | 10-29-89 |
| | 129 | 8 | Henry Ellard | at Ram | 11-16-86 |
| | 129 | 5 | Eddie Brown | vs. Cin | 12-22-85 |
| | 129 | 6 | Don Maynard | at NYJ | 12-17-66 |
| | 129 | 3 | Elbert Dubenion | vs. Buf | 12-20-64 |
| 63 | 128 | 5 | Ernest Givins | vs. Hou | 10-8-89 |
| | 128 | 3 | Ray Butler | vs. Sea | 9-21-86 |
| 65 | 127 | 9 | Al Toon | vs. NYJ | 11-17-91 |
| | 127 | 6 | Steve Largent | at Sea | 9-21-80 |
| | 127 | 7 | Ed Rutkowski | at Buf | 11-15-64 |
| 68 | 126 | 5 | Frank Pitts | at KC | 11-17-68 |
| 69 | 125 | 8 | Tony Hill | at Dal | 11-22-84 |
| 70 | 124 | 9 | Oliver Williams | at Hou | 10-18-87 |
| | 124 | 8 | Lance Alworth | vs. SD | 10-9-64 |
| | 124 | 6 | Anderson | vs. SD | 10-28-60 |
| 73 | 123 | 9 | Mark Duper | vs. Mia | 9-13-87 |
| 74 | 122 | 7 | Mark Clayton | vs. Mia | 11-3-85 |
| | 122 | 6 | George Farmer | at Ram | 10-11-83 |



| | | | | | |
|-----|-----|----|-------------------|---------|----------|
| | 122 | 4 | Raymond Chester | vs. Bal | 12-18-77 |
| | 122 | 6 | Don Maynard | vs. NYJ | 11-14-65 |
| | 122 | 9 | Charles Hennigan | at Hou | 12-8-63 |
| 79 | 121 | 5 | Andre Reed | at Buf | 11-3-91 |
| | 121 | 5 | Mike Quick | vs. Phi | 11-29-87 |
| | 121 | 4 | Mel Baker | at Mia | 12-15-74 |
| | 121 | 5 | Don Maynard | at NYJ | 11-28-65 |
| | 121 | 7 | Art Powell | vs. Oak | 10-16-64 |
| 84 | 120 | 7 | Duriel Harris | at Cle | 10-7-84 |
| | 120 | 9 | Chris Burford | vs. KC | 11-21-65 |
| 86 | 119 | 6 | Fred Banks | at Mia | 12-10-89 |
| | 119 | 12 | Lionel Taylor | vs. Den | 9-21-62 |
| 88 | 118 | 7 | Bake Turner | at NYJ | 11-28-65 |
| | 118 | 7 | Fred Biletnikoff | vs. Oak | 10-24-65 |
| 90 | 117 | 8 | Junior Miller | vs. Atl | 9-14-80 |
| | 117 | 5 | John Gilliam | at Min | 10-27-74 |
| | 117 | 5 | Don Maynard | at NYJ | 10-6-62 |
| 93 | 116 | 7 | Frank Lewis | at Buf | 10-23-83 |
| | 116 | 15 | Ricky Young | vs. Min | 12-16-79 |
| 95 | 115 | 5 | Otis Taylor | vs. KC | 9-23-73 |
| | 115 | 3 | Bo Roberson | vs. Oak | 10-16-64 |
| 97 | 114 | 10 | Chris Carter | vs. Min | 10-20-91 |
| | 114 | 4 | Andre Reed | at Buf | 10-1-89 |
| | 114 | 4 | Billy Cannon | vs. Oak | 9-17-67 |
| 100 | 113 | 4 | James Lofton | vs. Buf | 9-27-92 |
| | 113 | 7 | Frank Lewis | vs. Buf | 1-2-83 |
| | 113 | 9 | Marlin Briscoe | vs. Mia | 9-15-74 |
| | 113 | 8 | Don Maynard | vs. NYJ | 11-30-62 |
| | 113 | 7 | Charles Henningan | vs. Hou | 11-25-60 |
| 105 | 112 | 6 | Andre Reed | at Buf | 12-8-94 |
| | 112 | 6 | Jerry Rice | at SF | 10-22-89 |
| | 112 | 5 | Clemon Daniels | vs. Oak | 10-30-66 |
| 108 | 111 | 6 | Roland Hooks | at Buf | 11-22-81 |
| | 111 | 8 | Dan Woods | at SD | 10-16-77 |
| | 111 | 5 | Ron Shanklin | at Pit | 10-22-72 |
| 111 | 110 | 6 | Andre Reed | at Buf | 9-5-93 |
| | 110 | 12 | Jim Jensen | vs. Mia | 11-6-88 |
| | 110 | 8 | Al Toon | vs. NYJ | 12-13-87 |
| | 110 | 5 | Glenn Doughty | vs. Bal | 12-18-77 |
| | 110 | 6 | Rich Caster | at NYJ | 10-5-75 |
| | 110 | 7 | Ahmad Rashad | vs. Buf | 11-3-74 |
| 117 | 109 | 4 | Duriel Harris | at Mia | 9-11-83 |
| | 109 | 3 | Fred Biletnikoff | vs. Oak | 10-22-67 |
| | 109 | 3 | Lance Alworth | vs. SD | 10-17-65 |
| | 109 | 6 | Don Maynard | at NYJ | 10-31-64 |
| | 109 | 3 | Charlie Ferguson | at Buf | 10-26-63 |
| | 109 | 3 | Al Carmichael | at Den | 10-23-60 |
| 123 | 108 | 7 | Gary Garrison | at SD | 11-9-75 |
| | 108 | 8 | Charlie Young | at Phi | 11-4-73 |
| 125 | 107 | 4 | Ricky Proehl | at Pho | 9-29-91 |
| | 107 | 6 | Andre Reed | vs. Buf | 11-19-89 |
| | 107 | 6 | Fred Biletnikoff | at Oak | 10-6-68 |
| | 107 | 4 | Don Norton | vs. SD | 10-19-62 |
| | 107 | 8 | Perry Richards | vs. Buf | 10-22-61 |
| 130 | 106 | 9 | George Sauer | vs. NYJ | 10-2-66 |
| | 106 | 5 | Don Norton | at SD | 10-31-65 |
| | 106 | 10 | Lionel Taylor | at Den | 10-23-60 |
| 133 | 105 | 8 | Paul Johns | vs. Sea | 9-16-84 |
| | 105 | 3 | Mike Barber | at Hou | 11-10-80 |
| | 105 | 5 | Willie Frazier | vs. SD | 9-9-67 |
| 136 | 104 | 7 | Bob Chandler | vs. Buf | 11-7-76 |
| | 104 | 5 | Paul Warfield | vs. Mia | 9-15-74 |
| | 104 | 4 | Marlin Briscoe | at Buf | 11-29-70 |
| | 104 | 5 | Joe Auer | at Mia | 11-27-66 |
| | 104 | 7 | Elbert Dubenion | at Buf | 10-8-66 |
| 141 | 103 | 11 | Tom Rathman | at SF | 10-22-89 |
| | 103 | 6 | Glenn Bass | vs. Buf | 12-20-64 |
| | 103 | 10 | Bake Turner | vs. NYJ | 9-8-63 |
| 144 | 102 | 6 | Mark Clayton | at Mia | 12-10-89 |
| | 102 | 4 | Mark Duper | vs. Mia | 10-5-86 |
| | 102 | 2 | Willie Frazier | vs. Hou | 11-6-64 |
| 147 | 101 | 6 | James Brooks | vs. Cin | 12-7-86 |
| | 101 | 7 | Gene Washington | vs. Min | 12-13-70 |
| | 101 | 5 | Bill Groman | at Hou | 11-12-61 |
| 150 | 100 | 6 | Dave Casper | vs. Hou | 11-28-82 |
| | 100 | 3 | Luther Hayes | at SD | 12-17-61 |
| 152 | 100 | 5 | Don Maynard | vs. NYJ | 11-11-60 |

**CONSECUTIVE INDIVIDUAL RECORDS****SEASONS PLAYED**

- 16 Steve Grogan (1975-90)
- 14 Steve Nelson (1974-86)

GAMES PLAYED

- 161 Raymond Clayborn (9-18-77 to 11-22-87)
- 152 Gino Cappelletti (9-9-60 to 12-6-70)

GAMES STARTED

- 147 Raymond Clayborn (9-3-78 to 11-22-87)
- 110 Ray Hamilton (9-16-73 to 10-26-80)

GAMES SCORING

- 101 John Smith (9-28-75 to 10-2-83)

GAMES SCORING TD

- 5 Michael Timpson (12-26-93 to 9-18-94)
- Horace Ivory (10-22-78 to 11-19-78)
- Jimmy Colclough (11-11-62 to 12-9-62)

GAMES RUSHING TD

- 5 Horace Ivory (10-22-78 to 11-19-78)
- 4 Jim Nance (11-27-66 to 12-18-66)
- Tony Collins (9-21-81 to 10-11-81)

GAMES RECEIVING TD

- 5 Michael Timpson (12-26-93 to 9-18-94)
- Jimmy Colclough (11-11-62 to 12-9-62)
- 4 Stanley Morgan (9-21-86 to 10-12-86)
- Stanley Morgan (9-7-80 to 9-29-80)
- Art Graham (12-11-66 to 9-17-67)

GAMES PASSING TD

- 14 Babe Parilli (12-3-61 to 9-8-63)
- 12 Drew Bledsoe (12-5-93 to 10-16-94)
- 10 Babe Parilli (12-11-66 to 10-29-67)
- Mike Taliaferro (9-28-69 to 11-30-69)
- Tony Eason (11-24-85 to 10-5-86)

GAMES NONE INTERCEPTED

- 6 Tony Eason (9-7-86 to 10-26-86)

GAMES RECEPTIONS MADE

- 42 Jim Colclough (9-9-60 to 9-8-63)
- 33 Ben Coates (12-27-92 to present)
- 28 Stanley Morgan (12-1-85 to 11-29-87)

GAMES INTERCEPTIONS MADE

- 4 Mike Haynes (11-7-76 to 11-28-76)

FGs MADE

- 14 Tony Franklin (10-26-86 to 11-23-86)
- 12 Matt Bahr (12-19-94 to 9-25-95)
- 9 Tony Franklin (12-16-84 to 10-6-85), (10-7-84 to 11-4-84)

PATs MADE

- 105 Gino Cappelletti (12-8-63 to 12-18-66)
- 79 John Smith (11-18-79 to 10-4-81)

GAMES FG MADE

- 17 Tony Franklin (11-24-85 to 11-23-86)
- 12 Tony Franklin (10-7-84 to 9-8-85)

PASSING ATTEMPTS NONE INTERCEPTED

- 178 Tony Eason (12-22-85 to 10-26-86)
- 141 Tony Eason (12-18-83 to 10-14-84)

PRO BOWL APPEARANCES

- 8 John Hannah (1979 to 1985)

RECEPTIONS MADE FOR TDs

- 3 Derrick Ramsey (11-18-84)
- Harold Jackson (9-9-79)

**CONSECUTIVE TEAM RECORDS****MOST VICTORIES**

- 7 Nov. 13, 1994 to Dec. 24, 1994
- Oct. 19, 1986 to Nov. 30, 1986
- Nov. 7, 1976 to Sept. 18, 1977
- Sept. 24, 1978 to Nov. 5, 1978

MOST SHUTOUT VICTORIES

- 2 vs. Miami, Dec. 12, 1982 and at Seattle Dec. 19, 1982

MOST VICTORIES AT HOME

- 10 Sept. 19, 1976 to Oct. 30, 1977

MOST VICTORIES ON ROAD

- 6 Oct. 19, 1986 to Dec. 22, 1986
- Sept. 10, 1978 to Nov. 19, 1978

MOST LOSSES

- 14 Sept. 23, 1990 to Sept. 1, 1991
- 10 Dec. 22, 1991 to Nov. 8, 1992
- 9 Oct. 25, 1981 to Dec. 20, 1981
- Oct. 8, 1972 to Dec. 3, 1972
- Sept. 27, 1970 to Nov. 22, 1970

MOST LOSSES AT HOME

- 10 Dec. 3, 1989 to Sept. 22, 1991
- 6 Nov. 3, 1974 to Sept. 28, 1975
- Oct. 15, 1972 to Sept. 23, 1973
- Sept. 27, 1970 to Dec. 13, 1970

MOST LOSSES ON ROAD

- 8 Sept. 13, 1981 to Dec. 20, 1981
- Dec. 6, 1970 to Dec. 12, 1971
- Oct. 6, 1968 to Oct. 26, 1969

MOST GAMES SCORING

- 125 Dec. 28, 1975 to Nov. 13, 1983

MOST QUARTERS PATRIOTS SCORELESS

- 10 Nov. 22, 1992 (vs. NYJ, 2nd half) to Dec. 6, 1992 (vs. Indianapolis)

MOST SHUTOUT QUARTERS ALLOWED

- 8 Dec. 12, 1982 (vs. Miami) to Dec. 19, 1982 (at Seattle)

MOST QUARTERS NOT ALLOWING A TO

- 10 Dec. 5, 1982 (at Chicago, 2nd half) thru Dec. 19, 1982 (at Seattle) (Shutout victories vs. Miami 12-12-82 and at Seattle 12-19-82)

SERIES GAME PATRIOTS' VICTORIES

- 11 Buffalo Bills, Jan. 2, 1983 to Dec. 20, 1987

SERIES GAME PATRIOTS' LOSSES

- 9 New York Jets, Dec. 18, 1966 to Nov. 22, 1970

CONSECUTIVE PRO BOWL APPEARANCES

Last season, the Patriots returned to Pro Bowl form after having a 17-year streak snapped in 1993. Bruce Armstrong, Drew Bledsoe and Ben Coates represented the team in Honolulu. The 17-year streak began in 1976 when four Patriots were selected – Russ Francis, Leon Gray, John Hannah and Mike Haynes – and continued through 1992 when Marv Cook made his second consecutive appearance.

John Hannah holds the Patriots record with eight consecutive Pro Bowl appearances, beginning in 1978. Jon Morris, who played center for the Boston Patriots during their AFL origins, had held the record with seven AFL All-Star Game appearances from 1964 through 1970.



PATRIOTS INDIVIDUAL RECORDS

The following records relate to service with the Patriots and reflect only regular season activity; postseason playoff competition is excluded. Number of games per season: 1960-1977 (14); 1978-81 (16); 1982 (9); 1983-86 (16); 1987 (15), and 1988-93 (16).

SERVICE

MOST

| | |
|----------|-------------------------------------|
| Seasons— | 16 Steve Grogan, 1975-90 |
| | 15 Julius Adams, 1971-77, 79-85, 87 |
| | 14 Steve Nelson, 1974-87 |
| | 13 Raymond Clayborn, 1977-89 |
| | John Hannah, 1973-85 |
| | Stanley Morgan, 1977-89 |
| | Mosi Tatupu, 1978-90 |
| Games— | 206 Julius Adams, 1971-87 |
| | 194 Mosi Tatupu, 1978-90 |
| | 191 Raymond Clayborn, 1977-89 |
| | 183 John Hannah, 1973-85 |
| | 179 Stanley Morgan, 1977-89 |

SCORING


MOST POINTS

| | |
|------------------------------|--|
| Career— | 1,130 Gino Cappelletti, 1960-70 |
| | 671 John Smith, 1974-82 |
| | 442 Tony Franklin, 1984-87 |
| | 408 Stanley Morgan, 1977-89 |
| | 294 Sam Cunningham, 1973-79, 81-82 |
| Season— | 155 Gino Cappelletti, 1964 (7-td, 36-xp*, 25-fg) |
| | *includes one two-point conversion |
| | 147 Gino Cappelletti, 1961 (8-td, 48-xp, 17-fg) |
| | 140 Tony Franklin, 1986 (44-xp, 32 fg) |
| | 132 Gino Cappelletti, 1965 (27-xp, 17-fg, 9-td) |
| | 129 John Smith, 1980 (51-xp, 26-fg) |
| Game— | 28 Gino Cappelletti vs. Houston, Dec. 18, 1965 |
| | (2-td, 4-xp, 4-fg) |
| | 24 Gino Cappelletti vs. Buffalo, Nov. 15, 1964 |
| | (3-td, 6-xp*) |
| | *includes one two-point conversion |
| Most Seasons Leading League— | 5 Gino Cappelletti, 1961, 63-66 |
| | 2 John Smith, 1979, 1980 |

Most points, season, NFL history:

1. 176 Paul Hornung, Green Bay Packers, 1960 (15 td, 41 xp, 15 fg)
2. 161 Mark Moseley, Washington Redskins, 1983 (62 xp, 33 fg)
3. **155 Gino Cappelletti, Boston Patriots, 1964, (7 td, 38 xp*, 25 fg)**
4. 149 Chip Lohmiller, Washington Redskins, 1991, (56 xp, 31 fg)
5. **147 Gino Cappelletti, Boston Patriots, 1961, (8 td, 48 xp, 17, fg)**

*includes one two point conversion



Placekicker John Smith is the only Patriots player to ever lead the NFL in scoring, accomplishing the feat twice, in 1979 with 115 points and 1980 with 129 points.



TOUCHDOWNS

MOST

| | |
|---------|--|
| Career— | 68 Stanley Morgan, 1977-89 (67-p, 1-rt) |
| | 49 Sam Cunningham, 1973-79, 1981-82 (43-r, 6-p) |
| | 46 Jim Nance, 1965-71 (45-r, 1-p) |
| | 42 Gino Cappelletti, 1960-70 (42-p) |
| | Larry Garron, 1960-68 (15-r, 26-p, 1-rt) |
| Season— | 13 Stanley Morgan, 1979 (12-p, 1-rt) |
| | Steve Grogan, 1976 (12-r, 1-f) |
| | 12 Mack Herron, 1974 (7-r, 5-p) |
| | 11 Horace Ivory, 1978 (11-r) |
| | Sam Cunningham, 1974 (9-r, 2-p) |
| | Jim Nance, 1966 (11-r) |
| | Billy Lott, 1961 (5-r, 6-p) |
| | 10 Stanley Morgan, 1986 (10-p) |
| | Irving Fryar, 1985 (1-r, 7-p, 2-rt) |
| | Tony Collins, 1983 (10-r) |
| | Andy Johnson, 1976 (6-r, 4-p) |
| | Jim Colclough, 1962 (10-p) |
| Game— | 3 Accomplished 14 times; Most recent: Stanley Morgan vs. Seattle, Sept. 21, 1986 (3-p) |

PAT KICKS

MOST ATTEMPTS

| | |
|---------|---|
| Career— | 353 Gino Cappelletti, 1960-70 |
| | 323 John Smith, 1974-83 |
| | 166 Tony Franklin, 1984-87 |
| | 59 Jason Staurovsky, 1988-91 |
| | 46 Matt Bahr, 1993- |
| Season— | 51 John Smith, 1980 |
| | 50 Gino Cappelletti, 1961 |
| | 49 John Smith, 1979 |
| | 46 John Smith, 1976 |
| | 45 Tony Franklin, 1986 |
| Game— | 8 David Posey vs. NY Jets, Oct. 29, 1978 |
| | John Smith vs. NY Jets, Sept. 9, 1979 |
| | 7 Gino Cappelletti vs. Buffalo, Oct. 22, 1961 |
| | John Smith vs. Oakland, Oct. 3, 1976 |

MOST MADE

| | |
|---------|---|
| Career— | 342 Gino Cappelletti, 1960-70 |
| | 308 John Smith, 1974-83 |
| | 163 Tony Franklin, 1984-87 |
| | 59 Jason Staurovsky, 1988-91 |
| | 46 Matt Bahr, 1993- |
| Season— | 51 John Smith, 1980 |
| | 48 Gino Cappelletti, 1961 |
| | 46 John Smith, 1979 |
| | 44 Tony Franklin, 1986 |
| | 42 Tony Franklin, 1984 |
| | John Smith, 1974 and 1976 |
| Game— | 8 John Smith vs. NY Jets, Sept. 9, 1979 |
| | 7 David Posey vs. NY Jets, Oct. 29, 1978 |
| | Gino Cappelletti vs. Buffalo, Oct. 22, 1961 |

FIELD GOALS

MOST ATTEMPTS

| | |
|---------|--|
| Career— | 333 Gino Cappelletti, 1960-70 |
| | 191 John Smith, 1974-83 |
| | 125 Tony Franklin, 1984-87 |
| | 69 Jason Staurovsky, 1988-91 |
| | 39 Matt Bahr, 1993- |
| | 36 Charlie Gogolak, 1970-72 |
| Season— | 41 Tony Franklin, 1986 |
| | 38 Gino Cappelletti, 1963 |
| | 37 Gino Cappelletti, 1962 |
| | Gino Cappelletti, 1964 |
| | 34 Matt Bahr, 1994 |
| | John Smith, 1980 |
| | Gino Cappelletti, 1969 |
| Game— | 7 Gino Cappelletti vs. Cincinnati, Nov. 16, 1969 |
| | Gino Cappelletti vs. Buffalo, Sept. 24, 1967 |
| | Gino Cappelletti vs. San Diego, Sept. 20, 1964 |
| | 6 Gino Cappelletti vs. N.Y. Jets, Sept. 27, 1964 |
| | Gino Cappelletti vs. Houston, Dec. 18, 1965 |

Most Seasons Leading League—

3 Gino Cappelletti, 1961, 63-64

**MOST MADE**

| | |
|-------------------|---|
| Career— | 176 Gino Cappelletti, 1960-70 |
| | 128 John Smith, 1974-83 |
| | 93 Tony Franklin, 1984-87 |
| | 50 Jason Stauterovsky, 1988-91 |
| | 32 Matt Bahr, 1993- |
| | 20 Charlie Gogolak, 1970-72 |
| Season— | 32 Tony Franklin, 1986 |
| | 27 Matt Bahr, 1994 |
| | 26 John Smith, 1980 |
| | 25 Gino Cappelletti, 1964 |
| | 24 Tony Franklin, 1985 |
| | 23 John Smith, 1979 |
| Game— | 6 Gino Cappelletti vs. Denver, Oct. 4, 1964 |
| | 4 Accomplished 11 times, Most recent: Tony Franklin vs. LA Raiders, Nov. 1, 1987 |
| Game (No Misses)— | 6 Gino Cappelletti vs. Denver, Oct. 4, 1964 |
| Longest Made— | 53 Gino Cappelletti vs. NY Jets, Nov. 28, 1965 |
| | Jason Stauterovsky vs. Seattle, Oct. 7, 1990 |
| | 51 Charlie Gogolak vs. Miami, Oct. 17, 1971 |
| | Gino Cappelletti vs. Denver, Nov. 20, 1964 |

MISCELLANEOUS SCORING**MISSED FG RETURN FOR TD**

91 Ron Burton vs. Denver, Nov. 11, 1962

BLOCKED FG RETURN FOR TD

71 Raymond Clayborn at Houston, Oct. 18, 1987

65 Mike Haynes at NY Jets, Oct. 5, 1980

45 Larry Carwell vs. Cincinnati, Sept. 17, 1971

BLOCKED PUNT FOR TD

31 Rod McSwain at LA Rams, Nov. 16, 1986

20 Don Webb vs. San Diego, Dec. 17, 1961

17 Mose Tatupu at New Orleans, Nov. 30, 1986

8 Rick Sanford vs. Baltimore, Nov. 18, 1979

3 Willie Scott vs. Indianapolis, Nov. 22, 1987

0 Leroy Moore vs. Oakland, Nov. 17, 1961

SAFETYGame— 1 Accomplished 20 times, Most recent: Don
Blackmon at Tampa Bay, 10-27-85Season— 2 Don Blackmon at Tampa Bay, 10-27-85 and vs.
Green Bay, 9-8-85

(NOTE: See fumble section for scoring on fumbles)

RUSHING**MOST ATTEMPTS**

| | |
|-------------------------|---|
| Career— | 1,385 Sam Cunningham, 1973-79, 1981-82 |
| | 1,323 Jim Nance, 1965-71 |
| | 1,191 Tony Collins, 1981-87 |
| | 891 John Stephens, 1988-92 |
| | 820 Don Calhoun, 1975-81 |
| | 763 Larry Garron, 1960-68 |
| Season— | 300 Leonard Russell, 1993 |
| | 299 Jim Nance, 1966 |
| | 297 John Stephens, 1988 |
| | 270 Sam Cunningham, 1977 |
| | 266 Leonard Russell, 1991 |
| Game— | 38 Jim Nance vs. Oakland, Oct. 30, 1966 (208 yards) |
| | 35 Michael LeBlanc vs. Buffalo, Oct. 11, 1987 (146 yards) |
| | John Stephens vs. Chicago, Oct. 30, 1988 (124 yards) |
| | 34 Jim Nance vs. Buffalo, Sept. 24, 1967 (185 yards) |
| | 32 Tony Collins at Seattle, Dec. 19, 1982 (103 yards) |
| | Tony Collins vs. Houston, Nov. 28, 1982 (101 yards) |
| Seasons Leading League— | 3 Jim Nance, 1966-67, 69 |

MOST YARDAGE

| | |
|---------|--|
| Career— | 5,453 Sam Cunningham, 1973-79, 1981-82 |
| | 5,323 Jim Nance, 1965-71 |
| | 4,647 Tony Collins, 1981-87 |
| | 3,391 Don Calhoun, 1975-81 |
| | 3,249 John Stephens, 1988-92 |



Craig James, current ESPN analyst and former Patriots running back, has the highest average gain, 4.22, in Patriots history (585 att. - 2,469 yds).

| | |
|---------|---|
| Season— | 1,458 Jim Nance, 1966 |
| | 1,227 Craig James, 1985 |
| | 1,216 Jim Nance, 1967 |
| | 1,168 John Stephens, 1988 |
| | 1,088 Leonard Russell, 1993 |
| | 1,049 Tony Collins, 1983 |
| | 1,015 Sam Cunningham, 1977 |
| Game— | 212 Tony Collins vs. NY Jets, Sept. 18, 1983 (23 att.) |
| | 208 Jim Nance vs. Oakland, Oct. 30, 1966 (38 att.) |
| | 185 Jim Nance vs. Buffalo, Sept. 24, 1967 (34 att.) |
| | 177 Don Calhoun vs. New Orleans, Dec. 5, 1976 (22 att.) |
| | Don Calhoun vs. Denver, Nov. 28, 1976 (25 att.) |
| | 164 Jim Nance at Miami, Dec. 17, 1967 (24 att.) |

Seasons Leading League—

2 Jim Nance, 1966-67

LONGEST RUN FROM SCRIMMAGE—

| | |
|----|---|
| 85 | Larry Garron vs. Buffalo, Oct. 22, 1961 (TD) |
| 80 | Carl Garrett vs. Miami, Nov. 9, 1969 (TD) |
| 77 | Robert Weathers vs. Baltimore, Sept. 4, 1983 (TD) |
| | Ron Burton at Denver, Oct. 23, 1960 |
| 75 | Sam Cunningham, Oct. 20, 1974 (TD) |
| 74 | Don Calhoun at St. Louis, Sept. 10, 1978 |

HIGHEST AVG. GAIN

Career (450 Attempts)—

| | |
|------|--|
| 4.22 | Craig James, 1984-88 (585-2,469) |
| 4.16 | Carl Garrett, 1969-72 (537-2,235) |
| 4.13 | Don Calhoun, 1974-81 (820-3,391) |
| 4.00 | Jim Nance, 1965-71 (1,323-5,323) |
| 3.95 | Mosi Tatupu, 1978-90 (612-2,415) |
| 3.94 | Sam Cunningham, 1973-79, 81-82 (1,385-5,453) |

Season (100 Attempts)—

| | |
|------|------------------------------|
| 5.59 | Don Calhoun, 1976 (129-721) |
| 5.45 | Mosi Tatupu, 1983 (106-578) |
| 5.04 | Carl Garrett, 1969 (137-691) |
| 4.94 | Craig James, 1984 (160-790) |
| 4.91 | Horace Ivory, 1978 (141-693) |

Game (10 Attempts)—

| | |
|-------|---|
| 11.60 | Larry Garron vs. Buffalo, Oct. 22, 1961 (10-116) |
| 11.36 | Sam Cunningham at Buffalo, Oct. 20, 1974 (11-125) |
| 10.77 | Larry Garron vs. Oakland, Oct. 26, 1962 (13-140) |

MOST TOUCHDOWNS

Career—

| | |
|----|-------------------------------|
| 45 | Jim Nance, 1965-71 |
| 43 | Sam Cunningham, 1973-79, 1981 |
| 35 | Steve Grogan, 1975-90 |
| 32 | Tony Collins, 1981-87 |
| 23 | Don Calhoun, 1975-81 |

Season—

| | |
|----|----------------------|
| 12 | Steve Grogan, 1976 |
| 11 | Horace Ivory, 1978 |
| | Jim Nance, 1966 |
| 10 | Tony Collins, 1983 |
| 9 | Don Calhoun, 1980 |
| 8 | Marion Butts, 1994 |
| | Sam Cunningham, 1978 |

Game—

| | |
|---|--|
| 3 | Mosi Tatupu at LA Rams, Dec. 11, 1983 |
| | Tony Collins vs. NY Jets, Sept. 18, 1983 |
| | Sam Cunningham at Buffalo, Oct. 20, 1974 |

Seasons Leading League—

1 Jim Nance, 1966



PASSING

MOST ATTEMPTS

| | |
|-----------------------------------|--|
| Career— | 3,593 Steve Grogan, 1975-90 |
| | 2,413 Vito (Babe) Parilli, 1961-67 |
| | 1,503 Jim Plunkett, 1971-75 |
| | 1,500 Tony Eason, 1983-89 |
| | 1,120 Drew Bledsoe, 1993- |
| Season— | 691 Drew Bledsoe, 1994 |
| | 473 Vito (Babe) Parilli, 1964 |
| | 448 Tony Eason, 1986 |
| | 431 Tony Eason, 1984 |
| | 429 Drew Bledsoe, 1993 |
| Game— | 70 Drew Bledsoe vs. Minnesota, Nov. 13, 1994 |
| | 59 Steve Grogan vs. New Orleans, Nov. 12, 1989 |
| | 56 Marc Wilson at Pittsburgh, Dec. 17, 1989 |
| | 55 Drew Bledsoe vs. LA Raiders, Oct. 19, 1994 |
| | 53 Drew Bledsoe vs. Green Bay, Oct. 2, 1994 |
| | Tom Ramsey vs. Philadelphia, Nov. 29, 1987 |
| | 52 Tony Eason at L.A. Rams, Nov. 16, 1986 |
| | 50 Babe Parilli vs. N.Y. Jets, Nov. 14, 1965 |
| Most Season's Leading the League- | 1 Drew Bledsoe, 1994 |

MOST COMPLETIONS

| | |
|-----------------------------------|--|
| Career— | 1,879 Steve Grogan, 1975-90 |
| | 1,140 Vito (Babe) Parilli, 1961-67 |
| | 876 Tony Eason, 1983-89 |
| | 729 Jim Plunkett, 1971-75 |
| | 614 Drew Bledsoe, 1993- |
| Season— | 400 Drew Bledsoe, 1994 |
| | 276 Tony Eason, 1986 |
| | 259 Tony Eason, 1984 |
| | 246 Hugh Millen, 1991 |
| | 228 Vito (Babe) Parilli, 1964 |
| | 214 Drew Bledsoe, 1993 |
| Game— | 45 Drew Bledsoe vs. Minnesota, Nov. 13, 1994 |
| | 36 Tony Eason at LA Rams, Nov. 16, 1986 |
| | 34 Tom Ramsey vs. Philadelphia, Nov. 29, 1987 |
| | 32 Drew Bledsoe at Miami, Sept. 5, 1994 |
| | 30 Drew Bledsoe, at Cincinnati, Sept. 18, 1994 |
| | Hugh Millen vs. N.Y. Jets, Nov. 17, 1991 |
| Most Season's Leading the League- | 1 Drew Bledsoe, 1994 |

PASSING EFFICIENCY (Pct)

| | |
|------------------------------|---|
| Career (500 Attempts)— | .604 Hugh Millen, 1991-92 (612-370) |
| | .584 Tony Eason, 1983-89 (1500-876) |
| | .523 Steve Grogan, 1975-90 (3593-1879) |
| | .485 Jim Plunkett, 1971-75 (1503-729) |
| | .472 Babe Parilli, 1961-67 (2413-1140) |
| | Butch Songin, 1960-61 (604-285) |
| Season— | .616 Tony Eason, 1986 (448-276) |
| (100 Attempts) | .611 Hugh Millen, 1992 (203-124) |
| | .608 Steve Grogan, 1986 (102-62) |
| | .601 Tony Eason, 1984 (431-259) |
| | .601 Hugh Millen, 1991 (409-246) |
| Game (20 Attempts)— | .800 Vito (Babe) Parilli vs. Miami, Oct. 15, 1967 (20-16) |
| | .769 Hugh Millen at Miami, Nov. 10, 1991 (26-20) |
| | .750 Tony Eason vs. Green Bay, Sept. 8, 1985 (28-21) |
| | .727 Tony Eason vs. Buffalo, Nov. 23, 1986 (33-24) |
| | .714 Tony Eason at Cleveland, Oct. 6, 1985 (28-20) |
| Most Seasons Leading League— | 1 Vito (Babe) Parilli, 1961 |

MOST YARDAGE

| | |
|---------|-------------------------------------|
| Career— | 26,886 Steve Grogan, 1975-90 |
| | 16,747 Vito (Babe) Parilli, 1961-67 |
| | 10,732 Tony Eason, 1983-89 |
| | 9,932 Jim Plunkett, 1971-75 |
| | 7,049 Drew Bledsoe, 1993- |
| Season— | 4,555 Drew Bledsoe, 1994 |
| | 3,465 Vito (Babe) Parilli, 1964 |
| | 3,328 Tony Eason, 1986 |
| | 3,286 Steve Grogan, 1979 |
| | 3,228 Tony Eason, 1984 |



Game— 426 Drew Bledsoe vs. Minnesota, Nov. 13, 1994
421 Drew Bledsoe at Miami, Sept. 5, 1994
414 Tony Eason vs. Seattle, Sept. 21, 1986
402 Tom Ramsey vs. Philadelphia, Nov. 29, 1987
401 Steve Grogan vs. NY Jets, Oct. 12, 1986

Seasons Leading League—
1 Drew Bledsoe, 1994
Vito (Babe) Parilli, 1964

Longest Completion—
90t Tony Eason at Chicago, Sept. 15, 1985 (to Craig James)
88t Jim Plunkett vs. Baltimore, Dec. 19, 1971 (to Randy Vataha)
87t Tom Sherman vs. NY Jets, Oct. 27, 1968 (to Jim Whalen)

MOST TOUCHDOWNS

Career— 182 Steve Grogan, 1975-90
132 Vito (Babe) Parilli, 1961-67
62 Jim Plunkett, 1971-75
60 Tony Eason, 1983-89
40 Drew Bledsoe, 1993-

Season— 31 Vito (Babe) Parilli, 1964
28 Steve Grogan, 1979
25 Drew Bledsoe, 1994
23 Tony Eason, 1984

Game— 22 Ed (Butch) Songin, 1960
5 Steve Grogan vs. NY Jets, Sept. 9, 1979
Vito (Babe) Parilli at Buffalo, Nov. 15, 1964
Vito (Babe) Parilli vs. Miami, Oct. 15, 1967
4 Accomplished Nine times. Most Recent:
Drew Bledsoe at Miami, Sept. 5, 1994

Seasons Leading League—
1 Steve Grogan, 1979 (tied Brian Sipe of Cleveland with 28)
1 Babe Parilli, 1964

HAD INTERCEPTED

(Fewest)

Career (500 Attempts)—

24 Butch Songin, 1960-61
44 Mike Taliaferro, 1968-70
48 Tony Eason, 1983-89
Season— 2 Steve Grogan, 1986 (102 att.)
(100 Attempts) 4 Scott Zolak, 1992 (100 att.)
Steve Grogan, 1982 (122 att.)
5 Steve Grogan, 1985 (156 att.)
5 Tom Hodson, 1990 (156 att.)

Game— 0 Accomplished many times. Most recent: Drew Bledsoe
(25 attempts) at Buffalo, Dec. 18, 1994

(Most)

Career (500 attempts)—

208 Steve Grogan, 1975-90
138 Babe Parilli, 1961-67
87 Jim Plunkett, 1971-75
Season— 27 Drew Bledsoe, 1994

Babe Parilli, 1964
26 Babe Parilli, 1965
25 Jim Plunkett, 1972
24 Babe Parilli, 1967
Babe Parilli, 1963

23 Steve Grogan, 1978
Game— 6 Steve Grogan vs. San Francisco, Nov. 30, 1980
Babe Parilli vs. Denver, Sept. 3, 1967
5 Drew Bledsoe at Pittsburgh, Dec. 5, 1993
Steve Grogan at Detroit, Oct. 10, 1976
Steve Grogan at Baltimore, Dec. 21, 1975
Mike Taliaferro vs. NY Jets, Oct. 27, 1968
Babe Parilli vs. Buffalo, Sept. 11, 1965
Babe Parilli vs. NY Jets, Oct. 31, 1964

Lowest Percentage Season—

1.9 Tony Eason, 1984 (8-431)
2.0 Steve Grogan, 1986 (2-102)
2.2 Tony Eason, 1986 (10-448)
3.2 Steve Grogan, 1985 (5-156)
Tom Hodson, 1990 (5-156)
Babe Parilli, 1962 (8-253)

Seasons Leading League—

Fewest— 2 Vito (Babe) Parilli, 1961 (tied), 1962
1 Tony Eason, 1984
Ed (Butch) Songin, 1961 (tied)

Most— 1 Vito (Babe) Parilli, 1964 (tied)



RECEIVING

MOST RECEPTIONS

| | |
|---------|---|
| Career— | 534 Stanley Morgan, 1977-89 363 Irving Fryar, 1984-92 292 Gino Cappelletti, 1960-70 283 Jim Colclough, 1960-68 261 Tony Collins, 1981-87 |
| Season— | 96 Ben Coates, 1994 84 Stanley Morgan, 1986 82 Marv Cook, 1991 77 Tony Collins, 1986 74 Michael Timpson, 1994 |
| Game— | 12 Ben Coates at Indianapolis, Nov. 27, 1994 (119 yards) 11 Leroy Thompson vs. Minnesota, Nov. 13, 1994 (74 yards) Tony Collins vs. Philadelphia, Nov. 29, 1987 (100 yards) Art Graham vs. Kansas City, Nov. 20, 1966 (134 yards) 10 Ben Coates vs. Minnesota, Nov. 13, 1994 (74 yards) Michael Timpson vs. Minnesota, Nov. 13, 1994 (113 yards) Tony Romeo vs. Kansas City, Nov. 17, 1963 (149 yards) Tony Collins at LA Rams, Nov. 16, 1986 (66 yards) Marv Cook vs. Houston, Sept. 22, 1991 (99 yards) |

YARDAGE

| | |
|--------------------|--|
| Career— | 10,352 Stanley Morgan, 1977-89 5,726 Irving Fryar, 1984-92 5,001 Jim Colclough, 1960-68 4,589 Gino Cappelletti, 1960-70 3,157 Russ Francis, 1973-80, 87-88 |
| Season— | 1,491 Stanley Morgan, 1986 1,174 Ben Coates, 1994 1,029 Stanley Morgan, 1981 1,014 Irving Fryar, 1991 1,013 Harold Jackson, 1979 1,002 Stanley Morgan, 1979 |
| Game— | 182 Stanley Morgan vs. Miami, Nov. 8, 1981 (5) 170 Stanley Morgan vs. Baltimore, Nov. 26, 1978 (5) 167 Art Graham vs. Houston, Nov. 6, 1964 (8) 165 Irving Fryar at N.Y. Jets, Oct. 4, 1992 (8) 162 Stanley Morgan vs. N.Y. Jets, Oct. 12, 1986 |
| Longest Reception— | 90t Craig James at Chicago, Sept. 15, 1985 (from Tony Eason) 88t Randy Vataha vs. Baltimore, Dec. 19, 1971 (from Jim Plunkett) 87t Jim Whalen vs. NY Jets, Oct. 27, 1968 (from Tom Sherman) 80t Irving Fryar vs. Chicago, Oct. 30, 1988 (from Doug Flutie) Carl Garrett vs. Buffalo, Nov. 14, 1971 (from Jim Plunkett) Art Graham at Houston, Nov. 29, 1964 (from Babe Parilli) |

AVERAGE GAIN

| | |
|--------------------|--|
| Career (150 Min.)— | 20.3 Harold Jackson, 1978-81 (156-3,162) 19.3 Stanley Morgan, 1977-89 (534-10,352) 17.7 Jim Colclough, 1960-68 (283-5,001) 15.8 Irving Fryar, 1984-92 (363-5,726) 15.7 Gino Cappelletti, 1960-70 (292-4,589) |
|--------------------|--|



Stanley Morgan finished his 13-year career with a team record 534 receptions and 10,352 receiving yards. He was also four-time Pro Bowl selection with the Patriots.



Season (35 Min.)—

23.4 Stanley Morgan, 1981 (44-1,029)
 22.8 Stanley Morgan, 1979 (44-1,002)
 22.5 Harold Jackson, 1979 (45-1,013)
 22.0 Stanley Morgan, 1980 (45-991)
 21.7 Jim Colclough, 1962 (40-868)

Game (4 Min.)—

36.4 Stanley Morgan vs. Miami, Nov. 8, 1981 (5-182)
 35.5 Stanley Morgan vs. San Francisco, Nov. 30, 1980 (4-142)
 Jim Colclough vs. NY Jets, Oct. 6, 1962 (4-142)
 35.0 Aaron Marsh vs. N.Y. Jets, Sept. 22, 1968 (4-140)
 34.0 Stanley Morgan at Baltimore, Nov. 26, 1978 (5-170)

TOUCHDOWNS

Career—

67 Stanley Morgan, 1977-89
 42 Gino Cappelletti, 1960-68
 39 Jim Colclough, 1960-68
 37 Irving Fryar, 1984-92
 28 Russ Francis, 1975-80, 87-88

Season—

12 Stanley Morgan, 1979
 10 Stanley Morgan, 1986
 Jim Colclough, 1960-62
 9 Randy Vataha, 1971
 Gino Cappelletti, 1965
 Jim Colclough, 1960-62

Game—

3 Accomplished Six Times. Most Recent:
 Stanley Morgan vs. Seattle, Sept. 21, 1986

INTERCEPTIONS**MOST**

Career—

36 Raymond Clayborn, 1977-89
 29 Ron Hall, 1961-67
 29 Roland James, 1980-90
 29 Fred Marion, 1982-91
 28 Mike Haynes, 1976-82

Season—

11 Ron Hall, 1964
 8 Ronnie Lippett, 1986
 Mike Haynes, 1976
 Bob Suci, 1963

Game—

7 Accomplished 5 times. Most recent: Maurice Hurst, 1994
 3 Accomplished 6 times. Most recent: Roland James at
 Buffalo, Oct. 23, 1983

RETURN YARDAGE

Career—

555 Raymond Clayborn, 1977-89
 476 Ron Hall, 1961-67
 457 Fred Marion, 1982-91
 420 Ronnie Lippett 1984-91
 393 Mike Haynes, 1976-82

Season—

277 Bob Suci, 1963
 189 Fred Marion, 1985
 182 Prentice McCray, 1976
 159 Ron Hall, 1966
 153 Don Webb, 1961

Game—

118 Prentice McCray at NY Jets, Nov. 21, 1976 (2)
 115 Fred Marion at Seattle, Nov. 17, 1985 (2)
 110 Bob Suci vs. Houston, Nov. 1, 1963 (2)
 99 Rick Sanford at Chicago, Dec. 5, 1982 (1)
 87 Ron Hall at Denver, Sept. 18, 1966 (1)

Longest Return—

99 Rick Sanford at Chicago, Dec. 5, 1982 (TD)
 98 Bob Suci vs. Houston, Nov. 1, 1963 (TD)
 87 Ron Hall vs. Denver, Sept. 18, 1966
 85 Raymond Clayborn at Cleveland, Oct. 7, 1984 (TD)
 83 Fred Marion at Seattle, Nov. 17, 1985 (TD)

TOUCHDOWNS

Career—

2 Ronnie Lippett, 1983-91
 Prentice McCray, 1974-80
 Don Webb, 1961-62, 64-71
 John Charles, 1967-69
 Bob Suci, 1963

Season—

2 Ronnie Lippett, 1987
 Prentice McCray, 1976
 Bob Suci, 1963
 Don Webb, 1961

Game—

2 Prentice McCray at NY Jets, Nov. 21, 1976

**PUNTING****MO ST PUNTS**

| | |
|---------|---|
| Career— | 468 Rich Camarillo, 1981-87 |
| | 377 Tom Yewcic, 1961-67 |
| | 243 Tom Janik, 1969-71 |
| | 222 Mike Patrick, 1975-78 |
| | 169 Shawn McCarthy, 1991-92 |
| Season— | 103 Shawn McCarthy, 1992 |
| | 92 Rich Camarillo, 1985 |
| | 91 Jeff Feagles, 1988 |
| | 90 Brian Hansen, 1990 |
| | 89 Rich Camarillo, 1986 |
| Game— | 11 Shawn McCarthy, vs. New Orleans, Nov. 8, 1992 |
| | Rich Camarillo at Chicago, Sept. 15, 1985 |
| | Rich Camarillo at Dallas, Nov. 22, 1984 |
| | Jim Fraser vs. NY Jets, Oct. 2, 1966 |
| | 10 Shawn McCarthy, vs. Indianapolis, Dec. 6, 1992 |
| | Tom Greene vs. Houston, Dec. 18, 1960 |
| | Tom Yewcic vs. Buffalo, Dec. 1, 1963 |
| | Tom Yewcic vs. Buffalo, Nov. 15, 1964 |
| | Bob Scarpitto vs. Oakland, Oct. 6, 1968 |
| | Brian Hansen vs. Indianapolis, Nov. 11, 1990 |
| | |

YARDAGE

| | |
|---------------|--|
| Career— | 19,922 Rich Camarillo, 1981-87 |
| | 14,553 Tom Yewcic, 1961-67 |
| | 9,516 Tom Janik, 1969-71 |
| | 8,481 Mike Patrick, 1975-78 |
| | 6,862 Shawn McCarthy, 1991- |
| Season— | 4,212 Shawn McCarthy, 1992 |
| | 3,953 Rich Camarillo, 1985 |
| | 3,752 Brian Hansen, 1990 |
| | 3,746 Rich Camarillo, 1986 |
| | 3,615 Rich Camarillo, 1983 |
| Game— | 514 Rich Camarillo at Chicago, Sept. 15, 1985 (11) |
| | 479 Rich Camarillo at Dallas, Nov. 22, 1984 (11) |
| | 436 Bob Scarpitto vs. Oakland, Oct. 6, 1968 (10) |
| | 426 Rich Camarillo at Oakland, Nov. 1, 1981 (9) |
| | 417 Tom Yewcic at Buffalo, Nov. 15, 1964 |
| Longest Punt— | 93 Shawn McCarthy at Buffalo, Nov. 3, 1991 |
| | 89 Luke Prestridge vs. Miami, Oct. 21, 1984 |
| | 87 Bob Scarpitto at Denver, Sept. 29, 1968 |
| | 82 Luke Prestridge vs. NY Jets, Oct. 28, 1984 |
| | 76 Rich Camarillo vs. N.Y. Jets, Sept. 19, 1982 |

HIGHEST AVERAGE YARDAGE

| | |
|--------------------------|---|
| Career (100 Punts Min.)— | |
| | 42.6 Rich Camarillo, 1981-87 (468) |
| | 40.0 Terry Swanson, 1967-68 (127) |
| | 39.8 Shawn McCarthy, 1991- (172) |
| | 38.6 Tom Yewcic, 1961-67 (377) |
| | 38.2 Mike Patrick, 1975-78 (222) |
| Season (Qualifiers)— | |
| | 44.6 Rich Camarillo, 1983 |
| | 43.7 Rich Camarillo, 1982 |
| | 42.9 Rich Camarillo, 1985 |
| | 42.4 Mike Saxon, 1993 |
| | 42.1 Rich Camarillo, 1984, 1986 |
| Game (4 Punts Min.)— | |
| | 54.3 Pat O'Neill at Detroit, Sept. 25, 1994 (4) |
| | 51.2 Shawn McCarthy at Buffalo, Nov. 3, 1991 (5) |
| | 50.8 Terry Swanson vs. Cincinnati, Dec. 1, 1968 (4) |



PUNT RETURNS

MOST

| | |
|------------------------------|--|
| Career— | 206 Irving Fryar, 1984-91 111 Mike Haynes, 1976-80 92 Stanley Morgan, 1977-89 74 Mack Herron, 1973-75 56 Ron Burton, 1960-65 |
| Season— | 45 Mike Haynes, 1976 38 Irving Fryar, 1988 Ricky Smith, 1983 37 Irving Fryar, 1985 36 Irving Fryar, 1984 35 Irving Fryar, 1986 Mack Herron, 1974 |
| Game— | 10 Ronnie Harris at Pittsburgh, Dec. 5, 1993 7 Ray Crittenden vs. Green Bay, Nov. 2, 1994 Irving Fryar at Dallas, Nov. 22, 1984 6 Irving Fryar at Buffalo, Sept. 22, 1985 Roland James vs. LA Rams, Nov. 16, 1980 Mack Herron vs. Cleveland, Nov. 10, 1974 Ron Burton vs. Oakland, Sept. 13, 1964 Fred Bruney vs. Buffalo, Sept. 23, 1961 |
| Most Seasons Leading League— | 1 Irving Fryar, 1985 Ron Burton, 1962 Fred Bruney, 1961 |

MOST YARDAGE

| | |
|---------|--|
| Career— | 2,055 Irving Fryar, 1984-91 1,159 Mike Haynes, 1976-81 960 Stanley Morgan, 1977-1989 888 Mack Herron, 1973-75 537 Ricky Smith, 1982-83 |
| Season— | 608 Mike Haynes, 1976 520 Irving Fryar, 1985 517 Mack Herron, 1974 398 Irving Fryar, 1988 Ricky Smith, 1983 347 Irving Fryar, 1984 |
| Game— | 156 Mike Haynes vs. Buffalo, Nov. 7, 1976 133 Stanley Morgan vs. Buffalo, Nov. 20, 1977 133 Irving Fryar at Buffalo, Sept. 22, 1985 126 Billy Johnson vs. Houston, Nov. 5, 1967 |

LONGEST PUNT RETURN

| |
|--|
| 89 Mike Haynes vs. Buffalo, Nov. 7, 1976 (TD) |
| 85 Irving Fryar at Buffalo, Sept. 22, 1985 (TD) |
| 80 Stanley Morgan vs. Baltimore, Nov. 18, 1979 (TD) |
| 77 Irving Fryar vs. Indianapolis, Nov. 10, 1985 (TD) |
| 75 Roland James vs. NY Jets, Nov. 2, 1980 |

HIGHEST AVG. YARDAGE

| | |
|----------------------|--|
| Career (20 Returns)— | 12.0 Mack Herron, 1973-75 (74-888) 11.3 Carl Garrett, 1969-72 (43-487) 10.4 Mike Haynes, 1976-81 (111-1159) Stanley Morgan, 1977-89 (92-960) 10.0 Irving Fryar, 1984-92 (70-2055) 9.9 Ricky Smith, 1982-83 (54-537) |
| Season (Qualifiers)— | 14.8 Mack Herron, 1974 14.1 Irving Fryar, 1985 13.5 Mike Haynes, 1976 10.8 Mack Herron, 1973 10.5 Four Times, Most Recent: Irving Fryar, 1988 |
| Game (3 Returns)— | 39.0 Mike Haynes vs. Buffalo, Nov. 7, 1976 (4) 35.7 Ricky Smith vs. Baltimore, Sept. 4, 1981 (3) |

TOUCHDOWNS

| | |
|---------|--|
| Career— | 3 Irving Fryar, 1984-91 2 Mike Haynes, 1976-81 |
| Season— | 2 Irving Fryar, 1985 Mike Haynes, 1976 |
| Game— | 1 Irving Fryar vs. Atlanta, Nov. 2, 1986 Irving Fryar vs. Indianapolis, Nov. 10, 1985 Irving Fryar at Buffalo, Sept. 22, 1985 Roland James vs. NY Jets, Nov. 2, 1980 Stanley Morgan vs. Baltimore, Nov. 18, 1979 Mike Haynes vs. Denver, Nov. 28, 1976 Mike Haynes vs. Buffalo, Nov. 7, 1976 |

**KICKOFF RETURNS****MOST**

| | |
|------------------------------|--|
| Career— | 107 Stephen Starring, 1983-87 92 Carl Garrett, 1969-72 89 Larry Garron, 1960-68 80 Sammy Martin, 1988-90 71 Mack Herron, 1973-75 |
| Season— | 48 Stephen Starring, 1985 42 Ricky Smith, 1983 41 Mack Herron, 1973 39 Tony Collins, 1981 37 Allan Clark, 1979 |
| Game— | 8 Willie Porter vs. NY Jets, Sept. 22, 1968 6 By many players, Most recent: Stephen Starring at Indianapolis, Oct. 25, 1987 |
| Most Seasons Leading League— | 1 Jon Vaughn, 28.2 (20-564), 1992 Horace Ivory, 27.6 (36-992), 1980 Raymond Clayborn, 31.0 (28-869), 1977 |

YARDAGE

| | |
|---------|--|
| Career— | 2,299 Larry Garron, 1960-68 2,259 Stephen Starring, 1983-87 2,251 Carl Garrett, 1969-72 1,834 Sammy Martin, 1988-90 1,796 Mack Herron, 1973-1975 |
| Season— | 1,092 Mack Herron, 1973 1,012 Stephen Starring, 1985 992 Horace Ivory, 1980 879 Allen Carter, 1975 869 Raymond Clayborn, 1977 |
| Game— | 206 Allen Carter at Baltimore, Dec. 21, 1975 175 Carl Garrett vs. Buffalo, Oct. 11, 1969 |

LONGEST

| |
|---|
| 101 Raymond Clayborn at Baltimore, Dec. 18, 1977 (TD) |
| 100 Jon Vaughn at Cincinnati, Dec. 20, 1992 (TD) |
| Raymond Clayborn at NY Jets, Oct. 2, 1977 (TD) |
| 99 Allen Carter at Baltimore, Dec. 21, 1975 (TD) |
| 99 Jon Vaughn at Phoenix, Sept. 29, 1991 (TD) |
| 98 Ricky Smith vs. NY Jets, Sept. 19, 1982 (TD) |
| Horace Ivory at Baltimore, Oct. 19, 1980 (TD) |

HIGHEST AVG. YARDAGE

| | |
|----------------------|--|
| Career (20 Returns)— | 27.2 Allen Carter, 1975-76 (33-898) 26.9 Raymond Clayborn, 1977-89 (57-1,538) 26.5 Horace Ivory, 1978-81 (45-1,191) 25.8 Larry Garron, 1960-67 (89-2,299) 25.3 Mack Herron, 1973-75 (71-1,796) |
| Season (Qualifiers)— | 31.0 Raymond Clayborn, 1977 28.5 Larry Garron, 1962 28.4 Jess Phillips, 1976 28.3 Carl Garrett, 1969 28.2 Jon Vaughn, 1992 |
| Game (3 Returns)— | 49.3 Ron Burton vs. Dallas Texans, Nov. 3, 1961 (3) 47.0 Horace Ivory at Baltimore, Oct. 19, 1980 (3) |

TOUCHDOWNS

| | |
|---------|--|
| Career— | 3 Raymond Clayborn, 1977-89 2 Jon Vaughn, 1991- Larry Garron, 1960-68 |
| Season— | 3 Raymond Clayborn, 1977 |
| Game— | 1 Accomplished 13 times. Most recent: Jon Vaughn at Cincinnati, Dec. 20, 1992, (100 yd. TD) |



FUMBLES

MOST

| | |
|---------|--|
| Career— | 77 Steve Grogan, 1975-90 |
| | 49 Sam Cunningham, 1973-79, 1981 |
| | 42 Vito (Babe) Parilli, 1961-67 |
| Season— | 12 Steve Grogan, 1979 |
| | Sam Cunningham, 1975 |
| | Mack Herron, 1974 |
| Game— | 4 Vito (Babe) Parilli vs. Denver, Nov. 6, 1966 |
| | 3 Accomplished 10 times. Most recent: Steve Grogan at Buffalo, Dec. 20, 1987 |

MOST OWN RECOVERIES

| | |
|---------|---|
| Career— | 31 Steve Grogan, 1975-90 |
| | 19 Vito (Babe) Parilli, 1961-67 |
| Season— | 6 Steve Grogan, 1987 |
| | Vito (Babe) Parilli, 1963 |
| | Ricky Smith, 1984 |
| | 5 Vito (Babe) Parilli, 1964 |
| Game— | 2 Accomplished 9 times. Most recent: Steve Grogan vs. Miami, Sept. 13, 1987 |

MOST OPPONENT RECOVERIES

| | |
|---------|--|
| Career— | 17 Steve Nelson, 1974-87 |
| | Andre Tippett, 1982-93 |
| | 15 Jim Hunt, 1960-70 |
| | 14 Raymond Hamilton, 1973-80 |
| | 13 Bob Dee, 1960-67 |
| Season— | 5 Bob Dee, 1961 |
| | 4 Andre Tippett, 1993 |
| | Brent Williams, 1986 |
| | Steve Nelson, 1978 |
| | John Sanders, 1975 |
| | Larry Eisenhower, 1964 |
| | Jack Rudolph, 1960 |
| Game— | 3 Steve Nelson vs. Philadelphia, Oct. 8, 1978 |
| | 2 By 20 players. Most recent: Johnny Rembert at NY Jets, Nov. 13, 1988 |

MOST RETURN YARDAGE

| | |
|---------|---|
| Career— | 82 Don Webb, 1961-71 |
| | 67 Jim Hunt, 1960-70 |
| Season— | 54 Brent Williams, 1986 |
| | 52 Chuck Shonta, 1960 |
| Game— | 52 Chuck Shonta vs. NY Titans, Sept. 17, 1960 (1-opp) |
| | 51 Jim Hunt vs. Houston, Dec. 15, 1968 (1-opp) |

LONGEST RETURN

| |
|--|
| 52 Chuck Shonta vs. NY Titans, Sept. 17, 1960 (TD) |
| 51 Jim Hunt vs. Houston, Dec. 15, 1968 |

TOUCHDOWNS

Own Fumbles Recovered For TD—

- 1 Eight players.
Most recent: John Stephens vs. Cincinnati,
Oct. 16, 1988
(Recovered Robert Perryman fumble in the end zone)

Opponents' Fumbles Recovered For TD—

- 1 Accomplished many times.
Most recent: Ricky Reynolds, Dec. 18, 1994 (25 yards)

SACKS

SACKS (Official Statistic Since 1982 - totals reflect all-time Patriots)

| | |
|----------------|---------------------------------------|
| Career-- | 100.0 Andre Tippett, 1982-93 |
| | 75.5 Julius Adams, 1971-77, 79, 85,87 |
| | 74.5 Tony McGee, 1974-81 |
| | 43.0 Brent Williams, 1986- |
| | 36.5 Garin Veris, 1985-91 |
| Season— | 18.5 Andre Tippett, 1984 |
| | 16.5 Andre Tippett, 1985 |
| | 12.5 Andre Tippett, 1987 |
| | 11.0 Garin Veris, 1986 |
| | 10.5 Garin Veris, 1985 |
| Rookie Season— | 10.5 Garin Veris, 1985 |
| | 9.0 Chris Slade, 1993 |



TEAM RECORDS

Note: Number of games per season: 1960-1977 (14); 1978-81 (16); 1982 (9); 1983-86 (16); 1987 (15), and 1988-93 (16).

VICTORIES

MOST

| | | |
|---------|----|-------------|
| Season— | 11 | 1986 |
| | | 1985 |
| | | 1978 |
| | | 1976 |
| | 10 | 1994, 1964, |
| | | 1980 |

FEWEST

| | | |
|---------|---|------|
| Season— | 1 | 1990 |
| | 2 | 1992 |
| | | 1981 |
| | | 1970 |

OFFENSIVE
SCORING

MOST POINTS SCORED

| | |
|----------|----------------------------------|
| Season— | |
| 441 | 1980 |
| 413 | 1961 |
| 412 | 1986 |
| 411 | 1979 |
| 376 | 1976 |
| Game— | |
| 56 | vs. NY Jets, Sept. 9, 1979 |
| 55 | vs. NY Jets, Oct. 29, 1978 |
| 52 | vs. Buffalo, Oct. 22, 1961 |
| 50 | at Indianapolis, Nov. 18, 1984 |
| 48 | vs. Oakland, October 3, 1976 |
| Quarter— | |
| 1st:21 | vs. NY Jets, Oct. 29, 1978 |
| 1st:21 | at Miami, Dec. 15, 1974 |
| 2nd:27 | vs. Baltimore, Nov. 18, 1979 |
| 3rd:22 | vs. Dallas Texans, Nov. 18, 1960 |
| 4th:27 | vs. Baltimore, Nov. 23, 1980 |

FEWEST POINTS SCORED

| | |
|---------|--|
| Season— | |
| 149 | 1970 |
| 181 | 1990 |
| 192 | 1972 |
| 205 | 1992 |
| 229 | 1968 |
| Game— | |
| 0 | 17 Times: Most recent: |
| | Indianapolis 6, Patriots 0, Dec. 6, 1992 |

MOST POINTS SCORED, BOTH TEAMS

| | |
|-------|--|
| Game— | |
| 86 | at Patriots 43, Oakland 43 (tie), Oct. 16, 1964 |
| 76 | NY Jets 47, at Patriots 31, Sept. 22, 1968 |
| | at Buffalo 45, Patriots 31, Nov. 23, 1975 |
| | at Patriots 55, NY Jets 21, Oct. 29, 1978 |
| 74 | at Miami 39, Patriots 35, Sept. 4, 1994 |

FEWEST POINTS SCORED, BOTH TEAMS

| | |
|-------|--|
| Game— | |
| 3 | at Patriots 3, Miami 0, Dec. 12, 1982 |
| 6 | NY Jets 6, at Patriots 0, Nov. 26, 1993 |
| | Indianapolis 6, at Patriots 0, Dec. 6, 1992 |
| 7 | Houston 7, at Patriots 0, Sept. 21, 1975 |
| 9 | at Patriots 7, Cincinnati 2, Dec. 12, 1993 |
| | Patriots 6, at Miami 3, Nov. 20, 1988 |
| | Patriots 6, at NY Jets 3, Dec. 15, 1991 |

GREATEST MARGIN OF VICTORY

| | |
|-------|--|
| Game— | |
| 53 | at Patriots 56, NY Jets 3, Sept. 9, 1979 |
| 42 | at Patriots 45, Houston 3, Nov. 1, 1963 |
| 41 | Patriots 41, at San Diego 0, Dec. 17, 1961 |
| 39 | at Patriots 42, Baltimore 3, Oct. 6, 1974 |
| 38 | at Patriots 38, Indianapolis 0, Dec. 26, 1993 |
| 35 | Patriots 35, at LA Chargers 0, Oct. 8, 1960 |

GREATEST MARGIN OF DEFEAT

| | |
|-------|---|
| Game— | |
| 52 | at Miami 52, Patriots 0, Nov. 12, 1972 |
| 42 | at Green Bay (Mil.) 45, Patriots 3, Oct. 9, 1988 |
| 38 | at NY Jets 45, Patriots 7, Sept. 26, 1993 |
| | at Cincinnati 45, Patriots 7, Dec. 20, 1970 |
| | at Miami 41, Patriots 3, Oct. 17, 1971 |
| 36 | Chicago 46, Patriots 10, Jan. 26, 1986 (Super Bowl XX) |

MOST TOUCHDOWNS

| | |
|---------|----------------------------|
| Season— | |
| 52 | 1961, 1980 |
| 49 | 1979 |
| 48 | 1976 |
| 46 | 1979 |
| 45 | 1986 |
| Game— | |
| 8 | vs. NY Jets, Sept 9, 1979 |
| | vs. NY Jets, Oct. 29, 1978 |
| 7 | vs. Oakland, Oct. 3, 1976 |
| | vs. Buffalo, Oct. 22, 1961 |
| 6 | 11 times: Most recent: |
| | vs. NY Jets, Dec. 13, 1987 |

FEWEST TOUCHDOWNS

| | |
|---------|----------------|
| Season— | |
| 17 | 1982 (9 games) |
| 18 | 1970 |
| 19 | 1990 |
| 22 | 1991 |
| 24 | 1972 |

MOST POINTS AFTER TOUCHDOWNS

| | |
|---------|------------------|
| Season— | |
| 51 | 1980 |
| 48 | 1961 |
| 46 | 1979 |
| 44 | 1986 |
| 42 | 1974, 1976, 1984 |

**FEWEST POINTS AFTER TOUCHDOWNS**

Season—

- 15 1982 (9 games)
- 17 1970
- 19 1990
- 1991
- 22 1992

MOST FGS ATTEMPTED

Season—

- 41 1986
- 40 1989
- 39 1964
- 38 1963
- 37 1962

Game—

- 7 vs. Indianapolis Dec. 3, 1989
- at Cincinnati, Nov. 16, 1969
- at Buffalo, Sept. 24, 1967
- at San Diego, Sept. 20, 1964
- 6 vs. Denver, Oct. 4, 1964

FEWEST FGS ATTEMPTED

Season—

- 13 1982 (9 games)

16 1972

17 1975

1992

21 1971, 1977

22 1970, 1974, 1983,

MOST FGS MADE

Season—

- 32 1986
- 30 1989
- 27 1994
- 26 1980
- 25 1964

Game—

- 6 at Denver, Oct. 4, 1964
- 4 Many times. Most recent: vs. LA Raiders, Nov. 1, 1987 (Tony Franklin)

FEWEST FGS MADE

Season—

- 8 1982 (9 games), 1972, 1970, 1960
- 9 1983, 1975
- 11 1992

FIRST DOWNS**MOST TOTAL**

Season—

- 348 1994
- 335 1989
- 328 1981
- 322 1978
- 319 1980

Game—

- 31 vs. Philadelphia, Nov. 29, 1987
- at Houston, Dec. 11, 1966
- 30 vs. NY Jets, Sept. 9, 1979
- at Indianapolis, Oct. 29, 1989

FEWEST TOTAL

Season—

- 146 1982 (9 games)
- 166 1969
- 181 1968
- 184 1970
- 190 1971

Game—

- 3 vs. Washington, Dec. 15, 1990
- 5 vs. Miami, Dec. 12, 1982
- at NY Jets, Nov. 22, 1970
- 6 at Kansas City, Oct. 11, 1970
- at Philadelphia, Nov. 4, 1990
- vs. New Orleans, Nov. 8, 1992

MOST RUSHING

Season—

- 181 1978
- 150 1976
- 139 1980
- 132 1977, 1979
- 130 1983

Game—

- 21 vs. Denver, Nov. 28, 1976
- 18 vs. NY Jets, Oct. 18, 1976
- 17 at Buffalo, Nov. 5, 1978
- vs. Buffalo, Dec. 10, 1978

FEWEST RUSHING

Season—

- 55 1965
- 63 1970
- 64 1969
- 65 1990
- 66 1964

Game—

- 0 at New Orleans, Nov. 30, 1986
- at Buffalo, Oct. 26, 1980
- at NY Jets, Nov. 22, 1970
- 1 13 times. Most recent: at Miami, Oct. 18, 1992

MOST PASSING

Season—

- 243 1994
- 202 1986
- 186 1984
- 169 1993
- 166 1981

Game—

- 22 at Cincinnati, Sept. 18, 1994
- vs. Minnesota, Nov. 13, 1994
- 21 vs. Philadelphia, Nov. 29, 1987
- 20 at Miami, Sept. 4, 1994
- at Indianapolis, Nov. 18, 1984
- at Houston, Nov. 10, 1980
- vs. Oakland, Oct. 16, 1964

FEWEST PASSING

Season—

- 63 1982 (nine games)
- 87 1969, 1989
- 94 1971, 1968
- 95 1976
- 98 1970

Game—

- 0 vs. Miami, Dec. 8, 1968
- at Tampa Bay, Dec. 12, 1976
- 1 vs. New Orleans, Dec. 4, 1983
- vs. Miami, Dec. 12, 1982

MOST PENALTY

Season—

- 35 1986
- 34 1989
- 30 1993
- 29 1965
- 27 1979

Game—

- 7 at Houston, Sept. 19, 1965
- 5 vs. NY Jets, Oct. 12, 1986
- at Indianapolis, Nov. 9, 1986
- vs. Detroit, Oct. 7, 1979
- at San Diego, Nov. 9, 1975
- vs. Baltimore, Oct. 7, 1973
- at Miami, Dec. 17, 1967

FEWEST PENALTY

Season—

- 9 1982 (nine games)
- 11 1971, 1991
- 14 1977
- 15 1969, 1976, 1985

Game—

- 0 Many times. Most recent: at Kansas City, Dec. 13, 1992



TOTAL NET YARDS

MOST

Season—

| | |
|-------|------|
| 5,965 | 1978 |
| 5,776 | 1994 |
| 5,623 | 1981 |
| 5,499 | 1985 |
| 5,470 | 1979 |
| 5,456 | 1989 |

Game—

| | |
|-----|-----------------------------|
| 597 | vs. NY Jets, Sept. 9, 1979 |
| 529 | vs. NY Jets, Oct. 29, 1978 |
| 526 | vs. Houston, Dec. 18, 1965 |
| 506 | vs. Seattle, Sept. 21, 1986 |
| 500 | vs. Oakland |

FEWEST

Season—

| | |
|-------|----------------|
| 2,626 | 1970 |
| 2,633 | 1982 (9 games) |
| 3,127 | 1968 |
| 3,419 | 1969 |
| 3,556 | 197 |

Game—

| | |
|-----|---|
| 57 | vs. NY Jets, Sept. 19, 1982 (61r, -4p) |
| 74 | vs. Oakland, Oct. 22, 1967 (34r, 40p) |
| 80 | at NY Jets, Nov. 20, 1970 (23r, 57p) |
| 92 | at Denver, Nov. 11, 1979 (58r, 34p) |
| 100 | vs. Kansas City, Sept. 21, 1969 (43r, 57p) |

RUSHING

MOST ATTEMPTS

Season—

| | |
|-----|------------|
| 671 | 1978 |
| 603 | 1977 |
| 591 | 1976 |
| 588 | 1980, 1988 |
| 565 | 1985 |

Game—

| | |
|----|---|
| 62 | vs. Denver, Nov. 28, 1976 (332 yds.) |
| 60 | at Seattle, Dec. 19, 1982 (249 yds.) |
| 58 | vs. Indianapolis, Dec. 26, 1993 (257 yds.) |
| 55 | Four times, Most recent: vs. Seattle, Dec. 4, 1988 (171 yds.) |
| 54 | at Buffalo, Nov. 20, 1977 (256 yds.) vs. Chicago, Oct. 30, 1988 (185 yds.) |

FEWEST ATTEMPTS

Season—

| | |
|-----|----------------|
| 324 | 1982 (9 games) |
| 334 | 1970 |
| 363 | 1960 |
| 367 | 1969 |
| 386 | 1972 |

Game—

| | |
|----|---|
| 10 | vs. NY Jets, Oct. 12, 1986 (17 yards) |
| 11 | vs. Washington, Sept. 23, 1984 (17 yds.) vs. Buffalo, Dec. 20, 1964 (33 yds.) |
| 12 | vs. Minnesota, Nov. 13, 1994 (42 yds.) at Kansas City, Oct. 3, 1965 (32 yds.) |
| 13 | at NY Jets, Sept. 26, 1993 (31 yds.) vs. Kansas City, Dec. 2, 1990 (64 yds.) vs. Miami, Sept. 17, 1989 (43 yds.) |
| 15 | Six times, Most Recent: at Philadelphia, Nov. 4, 1990 (41 yds.) |

MOST YARDS

Season—

| | |
|-------|------|
| 3,165 | 1978 |
| 2,948 | 1976 |
| 2,605 | 1983 |
| 2,331 | 1985 |
| 2,303 | 1977 |

Game—

| | |
|-----|---|
| 332 | vs. Denver, Nov. 28, 1976 |
| 330 | vs. NY Jets, Oct. 18, 1976 |
| 328 | vs. NY Jets, Sept. 18, 1983 |
| 281 | vs. Oakland, Oct. 30, 1966 vs. Cincinnati, Dec. 22, 1985 |
| 279 | at Buffalo, Nov. 5, 1978 |

FEWEST YARDS

Season—

| | |
|-------|------|
| 1,040 | 1970 |
| 1,117 | 1965 |
| 1,347 | 1982 |
| 1,332 | 1994 |
| 1,361 | 1964 |

Game—

| | |
|----|--|
| 2 | at New Orleans, Nov. 30, 1986 (18 attempts) |
| 17 | vs. NY Jets, Oct. 12, 1986 (10 attempts) vs. Washington, Sept. 23, 1984 (11 attempts) at LA Chargers, Oct. 28, 1960 (24 attempts) |
| 18 | at Miami, Oct. 18, 1992 (18 attempts) |
| 22 | vs. NY Jets, Nov. 14, 1965 (23 attempts) |

MOST TOUCHDOWNS

Season—

| | |
|----|------------|
| 30 | 1978 |
| 24 | 1976 |
| 23 | 1981 |
| 21 | 1974 |
| 19 | 1983, 1980 |

Game—

| | |
|---|--|
| 4 | Accomplished 6 times. Most recent: vs. San Diego, Oct. 16, 1983 |
|---|--|

FEWEST TOUCHDOWNS

Season—

| | |
|---|----------------|
| 3 | 1982 (9 games) |
| 4 | 1990 |
| 6 | 1992 |
| 7 | 1971 |
| 8 | 1968, 1965 |



PASSING

MOST ATTEMPTS

Season—

699 1994
610 1989
557 1986
556 1993
514 1990
500 1984

Game—

70 vs. Minnesota, Nov. 13, 1994
59 vs. New Orleans, Nov. 12, 1989
56 at Pittsburgh, Dec. 17, 1989
55 vs. LA Raiders, Oct. 9, 1994
54 vs. L.A. Rams, Dec. 24, 1989

FEWEST ATTEMPTS

Season—

187 1982 (9 games)
305 1977
309 1976
330 1971
338 1969

Game—

5 vs. Miami, Dec. 12, 1982 (2 comps.)
9 vs. Miami, Nov. 9, 1969 (2 comps.)
10 Three times, Most recent:
vs. Seattle, Dec. 4, 1988 (5 comps.)
11 vs. Indianapolis, Dec. 26, 1993 (9 comps.)
vs. Oakland, Oct. 30, 1966 (4 comps.)
12 vs. Buffalo, Oct. 20, 1968 (4 comps.)

MOST COMPLETIONS

Season—

405 1994
340 1986
302 1989
292 1984
289 1993

Game—

45 vs. Minnesota, Nov. 13, 1994
36 at LA Rams, Nov. 16, 1986
34 vs. Philadelphia, Nov. 29, 1987
32 at Miami, Sept. 4, 1994
30 at Cincinnati, Sept. 18, 1994
at Indianapolis, Nov. 18, 1984
vs. N.Y. Jets, Nov. 17, 1991

FEWEST COMPLETIONS

Season—

93 1982 (9 games)
146 1976
159 1971
160 1977, 1968
162 1969

Game—

2 vs. Miami, Nov. 9, 1969 (9 att.)
vs. Miami, Dec. 12, 1982 (5 att.)
3 vs. New Orleans, Dec. 4, 1983 (10 att.)
4 Four times, Most recent: vs.
Buffalo, Oct. 11, 1987
5 Seven times, Most recent: at
Buffalo, Oct. 23, 1988
6 Seven times, Most recent: vs. N.Y.
Jets, Sept. 19, 1982

MOST NET YARDS

Season—

4,444 1994
3,954 1986
3,285 1993
3,231 1984
3,218 1979

Game—

426 vs. Minnesota, Nov. 13, 1994
421 at Miami, Sept. 4, 1994
405 vs. Oakland, Oct. 16, 1964
386 vs. Seattle, Sept. 21, 1986
383 vs. NY Jets, Oct. 12, 1986

FEWEST NET YARDS

Season—

1347 1982 (9 games)
1586 1970
1746 1976
1765 1968
1887 1971

Game—

4 vs. NY Jets, Sept. 19, 1982
13 vs. Miami, Dec. 12, 1982
15 at Atlanta, Nov. 29, 1992
16 vs. New Orleans, Dec. 4, 1983
at Miami, Dec. 8, 1968

MOST TOUCHDOWNS

Season—

31 1964
30 1979
29 1986, 1961
27 1980
26 1984

Game—

6 vs. NY Jets, Sept. 9, 1979
5 Many times, Most recent:
at Buffalo, Nov. 15, 1964

FEWEST TOUCHDOWNS

Season—

7 1970
10 1972
11 1991
12 1988, 1982
13 1992, 1973

MOST HAD INTERCEPTED

Season—

34 1981
33 1968
32 1967
29 1965, 1963
28 1988, 1975, 1972, 1970

Game—

6 at Denver, Sept. 3, 1967
vs. Buffalo, Dec. 9, 1967
at Kansas City, Oct. 11, 1970
at San Francisco, Nov. 30, 1980

FEWEST HAD INTERCEPTED

Season—

9 1982 (9 games)
13 1986, 1962
14 1984
16 1991
17 1973

SACKS ALLOWED, MOST (ALLOWED BY N.E. OFFENSE)

Season—

66 1984 (454 yards)
65 1992 (458 yards)
63 1991 (436 yards)
58 1990 (443 yards)
49 1979 (382 yards)

Game—

10 at Dallas, Nov. 22, 1984 (57 yds)

SACKS ALLOWED, FEWEST (ALLOWED BY N.E. OFFENSE)

Season—

14 1977 (155 yards)
15 1982 (9 games-134 yards)
19 1976 (164 yards)
21 1974 (174 yards)
22 1994 (139 yards)
23 1993 (127 yards)
1988 (160 yds), 1962 (164 yds)

Game—

0 Accomplished 55 times,
Most recent: at Buffalo, Dec. 18, 1994



PUNTING

MOST PUNTS

Season—

| | |
|-----|------------------------|
| 103 | 1992 |
| 96 | 1968 |
| 92 | 1990, 1986, 1985, 1984 |
| 91 | 1988 |
| 89 | 1987 |

Game—

| | |
|----|---|
| 11 | Four times, Most recent: vs. New Orleans, Nov. 8, 1992 |
| 10 | Six times, Most recent: vs. Indianapolis, Dec. 6, 1992 |

FEWEST PUNTS

Season—

| | |
|----|----------------|
| 49 | 1982 (9 games) |
| 61 | 1973, 1978 |
| 63 | 1980 |
| 64 | 1961 |
| 65 | 1967 |

Game—

| | |
|---|---|
| 0 | 3 times, Most recent: vs. Houston, Nov. 12, 1978 |
| 1 | 10 times, Most recent: at Cincinnati, Sept. 18, 1994 |

MOST YARDS

Season—

| | |
|-------|------|
| 4,212 | 1992 |
| 3,953 | 1985 |
| 3,904 | 1984 |
| 3,831 | 1968 |
| 3,752 | 1990 |

Game—

| | |
|-----|--|
| 514 | at Chicago, Sept. 15, 1985 |
| 479 | at Dallas, Nov. 22, 1984 |
| 436 | at Oakland, Nov. 1, 1981 at Oakland, Oct. 6, 1968 |

FEWEST YARDS

Season—

| | |
|-------|----------------|
| 2,137 | 1978 |
| 2,140 | 1982 (9 games) |
| 2,297 | 1973 |
| 2,392 | 1980 & 1989 |
| 2,354 | 1977 |

Game—

| | |
|---|---|
| 0 | 3 times, Most recent: vs. Houston, Nov. 12, 1978 |
|---|---|

HIGHEST AVG.

Season—

| | |
|------|------|
| 44.6 | 1983 |
| 43.7 | 1982 |
| 42.9 | 1985 |
| 42.4 | 1984 |
| 41.5 | 1961 |
| 41.2 | 1994 |

Game (4 Punts Min.)—

| | |
|------|----------------------------------|
| 54.3 | at Detroit, Sept. 25, 1994 |
| 51.2 | at Buffalo, Nov. 3, 1991 (5) |
| 50.8 | at Miami, Sept. 11, 1983 (4) |
| 50.8 | vs. Cincinnati, Dec. 1, 1968 (4) |

LOWEST AVG.

Season—

| | |
|------|------|
| 34.6 | 1977 |
| 35.0 | 1978 |

PUNT RETURNS

MOST

Season—

| | |
|----|------|
| 60 | 1980 |
| 51 | 1993 |
| 48 | 1984 |
| | 1976 |
| 47 | 1978 |
| 46 | 1994 |

Game—

| | |
|----|---|
| 10 | at Pittsburgh, Dec. 5, 1993 |
| 7 | at Dallas, Nov. 22, 1984 vs. Houston, Nov. 5, 1967 |
| 6 | Accomplished 11 times, Most recent: at San Francisco, Nov. 30, 1980 |

FEWEST RETURNS

Season—

| | |
|----|------|
| 16 | 1982 |
| 17 | 1972 |
| 23 | 1969 |
| 24 | 1966 |
| 25 | 1987 |

MOST YARDS

Season—

| | |
|-----|------|
| 628 | 1976 |
| 533 | 1974 |
| 530 | 1985 |
| 520 | 1978 |
| 513 | 1980 |

Game—

| | |
|-----|---------------------------|
| 167 | vs. Buffalo, Nov. 7, 1976 |
| 139 | at Buffalo, Nov. 20, 1977 |

FEWEST YARDS

Season—

| | |
|-----|------|
| 37 | 1972 |
| 134 | 1990 |
| 138 | 1962 |
| 139 | 1982 |
| 143 | 1966 |

HIGHEST AVG.

Season—

| | |
|------|------|
| 13.3 | 1974 |
| 13.1 | 1976 |
| 13.0 | 1961 |
| 12.6 | 1985 |
| 10.5 | 1988 |

LOWEST AVG.

Season—

| | |
|-----|-------------|
| 2.2 | 1972 |
| 4.6 | 1990 |
| 5.3 | 1968 & 1962 |
| 5.6 | 1965 |
| 5.8 | 1971 |

MOST TOUCHDOWNS

Season—

| | |
|---|------------|
| 2 | 1985, 1976 |
|---|------------|

Game—

| | |
|---|---|
| 1 | vs. Atlanta, Nov. 2, 1986 vs. Indianapolis, Nov. 10, 1985 at Buffalo, Sept. 22, 1985 vs. NY Jets, Nov. 2, 1980 vs. Baltimore, Nov. 18, 1979 vs. Denver, Nov. 28, 1976 vs. Buffalo, Nov. 7, 1976 |
|---|---|



KICKOFF RETURNS

MOST

Season—

- 77 1990
- 73 1967
- 71 1968
- 69 1989
- 66 1975 & 1979

Game—

- 10 vs. Buffalo, Dec. 9, 1967
- 9 at Dallas, Oct. 24, 1971
- vs. NY Jets, Sept. 22, 1968
- vs. Oakland, Oct. 16, 1964

FEWEST

Season—

- 28 1982 (9 games)
- 39 1977
- 46 1976
- 47 1993
- 48 1987
- 49 1961

Game—

- 0 vs. Cincinnati, Dec. 12, 1993
- at Buffalo, Dec. 20, 1987
- vs. Seattle, Oct. 9, 1977
- at Denver, Sept. 14, 1969

MOST YARDS

Season—

- 1,520 1975
- 1,462 1989
- 1,442 1968
- 1,421 1960
- 1,395 1990

Game—

- 245 at Dallas, Oct. 24, 1971
- 230 at Baltimore, Dec. 21, 1975
- 178 at NY Jets, Oct. 2, 1977

175 vs. NY Jets, Oct. 11, 1969

160 at Baltimore, Dec. 18, 1977

FEWEST YARDS

Season—

- 646 1982 (9 games)
- 819 1993
- 901 1987 (15 games)
- 1,051 1977
- 1,087 1976

Game—

- 0 at Buffalo, Dec. 20, 1987
- vs. Seattle, Oct. 9, 1977
- at Denver, Sept. 14, 1969

HIGHEST AVG.

Season—

- 26.9 1977
- 24.1 1973
- 23.7 1960
- 23.6 1976
- 23.5 1972

LOWEST AVG.

Season—

- 17.4 1993
- 17.8 1994
- 18.1 1990
- 18.3 1981
- 18.8 1987 & 1979

MOST TOUCHDOWNS

Season—

- 3 1977
- 2 1961
- 1 1992, 1991, 1988, 1982, 1980, 1975, 1973, 1962

Game—

- 1 13 times, Most recent: At Cincinnati Dec. 20, 1992

PENALTIES

MOST

Season—

- 114 1985
- 112 1977
- 111 1992
- 102 1976
- 99 1990 & 1979

Game—

- 14 at N.Y. Jets, Dec. 23, 1990
- at Indianapolis, Dec. 1, 1985
- at Cincinnati, Oct. 15, 1978
- at Denver, Dec. 1, 1991
- 13 vs. Kansas City, Sept. 18, 1977

FEWEST

Season—

- 50 1973
- 52 1962
- 53 1982 (9 games) & 1964
- 58 1965
- 59 1967

Game—

- 1 11 times, Most recent: vs. NY Jets, Nov. 28, 1993

MOST YARDS

Season—

- 1,051 1992
- 931 1977
- 914 1976
- 864 1979
- 852 1978

Game—

- 139 vs. Buffalo, Nov. 6, 1983
- 134 at Cincinnati, Dec. 20, 1992
- 125 vs. NY Jets, Oct. 29, 1978
- at Cincinnati, Oct. 15, 1978

FEWEST YARDS

Season—

- 412 1982 (9 games)
- 456 1962
- 467 1964
- 506 1987
- 509 1989

Game—

- 5 Six times, Most recent vs. NY Jets, Oct. 16, 1994



FUMBLES

MOST

Season—

- 51 1973
- 47 1983
- 43 1975
- 42 1992
- 37 1967 & 1962

Game—

- 8 vs. Baltimore, Oct. 7, 1973
- 6 7 times, Most recent: vs. Miami, Dec. 15, 1974

FEWEST

Season—

- 15 1969
- 16 1982 (9 games)
- 18 1970
- 19 1988 & 1980
- 23 1964

Game—

- 0 Many times, Most recent: at N.Y. Jets, Dec. 23, 1990

MOST TOTAL RECOVERED

Season—

- 43 1983, 1973
- 37 1985
- 36 1975

Game—

- 8 at Pittsburgh, Sept. 26, 1976 (2-6)
- 7 at LA Rams, Dec. 11, 1983 (1-6)

FEWEST TOTAL RECOVERED

Season—

- 8 1982 (9 games)

15 1988

18 1990

MOST OWN RECOVERED

Season—

- 25 1973
- 24 1983

Game—

- 5 at Washington, Oct. 25, 1981
- vs. Baltimore, Oct. 7, 1973

FEWEST OWN RECOVERED

Season—

- 5 1970, 1969
- 8 1982 (9 games), 1971, 1968

MOST OPPONENTS' RECOVERED

Season—

- 27 1976
- 24 1985
- 21 1987, 1978

Game—

- 6 at LA Rams, Dec. 11, 1983
- at Pittsburgh, Sept. 26, 1976
- 5 at New Orleans, Nov. 30, 1986
- vs. Denver, Nov. 6, 1966

FEWEST OPPONENTS' RECOVERED

Season—

- 8 1984
- 9 1993
- 1965
- 10 1977, 1962
- 11 1982 (9 games)

DEFENSIVE
NET YARDS ALLOWED**MOST NET YARDS ALLOWED**

Season—

- 5,827 1981
- 5,697 1990
- 5,644 1989
- 5,576 1983
- 5,431 1991

Game—

- 584 vs. Cincinnati, Dec. 7, 1986
- 552 vs. Miami, Oct. 21, 1984
- 540 vs. Houston, Oct. 13, 1961
- 525 at Miami, Sept. 4, 1994
- 514 at Philadelphia, Nov. 4, 1990
- 501 vs. Miami, Dec. 3, 1972

FEWEST NET YARDS ALLOWED

Season—

- 2,812 1982 (9 games)
- 3,834 1963
- 4,022 1976
- 4,067 1974
- 4,072 1971

Game—

- 65 vs. Seattle, Dec. 4, 1988
- 86 vs. Baltimore, Oct. 23, 1977
- 88 vs. Miami, Oct. 12, 1980
- 94 vs. Indianapolis, Nov. 6, 1992

SCORING ALLOWED

MOST POINTS ALLOWED

Season—

- 446 1972 & 1990
- 406 1968
- 391 1989
- 389 1967
- 370 1981

Game—

- 52 at Miami, Nov. 12, 1972
- 48 at Philadelphia, Nov. 4, 1990
- 48 at NY Jets, Oct. 27, 1968
- vs. Oakland, Oct. 22, 1967
- 45 at NY Jets, Sept. 26, 1993

Shutout Game—

- 52 at Miami, Nov. 12, 1972
- 34 at Dallas Texans, Dec. 11, 1960

FEWEST POINTS ALLOWED

Season—

- 157 1982 (9 games)
- 217 1977
- 236 1976
- 257 1963
- 283 1966

Game—

- 0 16 times, Most recent: vs. Indianapolis, Dec. 26, 1993



RUSHING ALLOWED

MOST ATTEMPTS ALLOWED

Season—

644 1981
565 1990
560 1973
555 1975
549 1983

Game—

58 vs. NY Jets, Oct. 14, 1973
54 vs. Cleveland, Oct. 4, 1987
vs. St. Louis, Dec. 2, 1984
vs. Washington, Sept. 23, 1984
vs. NY Jets, Oct. 15, 1972

FEWEST ATTEMPTS ALLOWED

Season—

310 1963
314 1982 (9 games)
350 1961
356 1964
369 1966

Game—

10 at Oakland, Dec. 9, 1961
14 at Seattle, Dec. 19, 1982
15 vs. Houston, Dec. 18, 1965

MOST YARDS

Season—

2,950 1981
2,850 1973
2,717 1972
2,676 1990
2,359 1969

Game—

360 vs. Buffalo, Sept. 16, 1973
349 vs. Buffalo, Dec. 14, 1975

FEWEST YARDS

Season—

1,041 1961
1,107 1963
1,135 1966
1,143 1964
1,289 1972

Game-2 at San Diego, Dec. 17, 1961

19 vs. Houston, Nov. 1, 1963

MOST TOUCHDOWNS

Season—

29 1990
27 1972
22 1979, 1968
21 1960
20 1988, 1985, 1981, 1870

Game—

6 at NY Jets, Oct. 27, 1968
5 at Green Bay (Mil.), Oct. 9, 1988

FEWEST TOUCHDOWNS

Season—

5 1991
7 1966
8 1977
9 1993, 1983, 1982 (nine games),
1961
10 1965, 1964

PASSING ALLOWED

MOST ATTEMPTS ALLOWED

Season—

565 1991
545 1994
530 1964
525 1985
520 1987

Game—

63 vs. Minnesota, Oct. 20, 1991
61 vs. Minnesota, Dec. 16, 1979
56 vs. NY Jets, Oct. 2, 1966
vs. Denver, Sept. 21, 1962

FEWEST ATTEMPTS ALLOWED

Season—

240 1973
267 1982 (9 games)
325 1972
334 1970
348 1969

Game—

7 at Buffalo, Dec. 9, 1973
vs. NY Jets, Oct. 14, 1973
9 vs. NY Jets, Oct. 15, 1972

MOST COMPLETIONS ALLOWED

Season—

335 1991
298 1994
283 1984
280 1993
277 1983

Game—

35 vs. Minnesota, Dec. 16, 1979
vs. Minnesota, Oct. 20, 1991
29 vs. Buffalo, Nov. 7, 1993
vs. Miami, Nov. 6, 1988
28 vs. NY Jets, Oct. 2, 1966

FEWEST COMPLETIONS ALLOWED

Season—

134 1973
142 1982 (9 games)
170 1971
174 1972
177 1970

Game—

1 vs. NY Jets, Oct. 14, 1973
2 at Buffalo, Dec. 9, 1973

MOST NET YARDS ALLOWED

Season—

3,852 1991
3,737 1994
3,666 1989
3,356 1966
3,295 1983

Game—

467 vs. Minnesota, Dec. 16, 1979
456 at Miami, Sept. 4, 1994

FEWEST NET YARDS ALLOWED

Season—

1,338 1973
1,519 1982 (9 games)
2,033 1977
2,154 1971
2,175 1976

Game—

0 vs. NY Jets, Oct. 14, 1973
8 vs. NY Jets, Oct. 10, 1971

MOST TOUCHDOWNS ALLOWED

Season—

28 1967, 1980
27 1961, 1989
26 1966
25 1991, 1984
24 1972



Game—

- 5 vs. Oakland, Oct. 22, 1967
vs. Kansas City, Sept. 25, 1966

FEWEST TOUCHDOWNS ALLOWED

Season—

- 9 1982 (9 games)
11 1973
13 1988, 1979
14 1985
15 1986

**SACKS, MOST RECORDED
(BY N.E. DEFENSE)**

Season—

- 58 1977 (471 yards), NFL leaders
57 1979 (512 yards), NFL leaders
56 1963 (526 yards)
55 1984 (452 yards)
51 1985 (334 yards)

Game—

- 10 at Oakland, Sept. 22, 1963 (100 yards)
9 vs. NY Jets, Sept. 9, 1979 (86 yards)
vs. Denver, Nov. 28, 1976 (59 yards)

**SACKS, FEWEST RECORDED
(BY N.E. DEFENSE)**

Season—

- 15 1972 (101 yards)
20 1982 (9 games-134 yards), 1981 (175 yards)
1992 (114 yards)
22 1969 (159 yards)
1966 (209 yards)

Game—

- 0 Accomplished 72 times,
Most recent: vs. New York Jets
Dec. 4, 1994

FIRST DOWNS ALLOWED**MOST TOTAL ALLOWED**

Season—

- 328 1981
326 1983
312 1991
311 1984
307 1990

Game—

- 33 vs. Miami, Oct. 21, 1984
30 at Pittsburgh, Sept. 25, 1983
vs. NY Jets, Sept. 19, 1982
vs. Minnesota, Dec. 16, 1979

FEWEST TOTAL ALLOWED

Season—

- 185 1982 (9 games)
215 1977, 1973
219 1967
220 1962
222 1963

Game—

- 2 vs. Seattle, Dec. 4, 1988
5 at Chicago, Oct. 14, 1979
vs. Indianapolis, Nov. 11, 1990

MOST RUSHING

Season—

- 160 1981
151 1990
144 1972
142 1969, 1973
129 1983

Game—

- 20 vs. NY Jets, Sept. 19, 1982
19 vs. Buffalo, Dec. 14, 1975
vs. NY Jets, Oct. 15, 1972

FEWEST RUSHING

Season—

- 59 1963
61 1967
63 1964
68 1966, 1962
72 1961

Game—

- 0 6 times, Most recent: vs.
Indianapolis, Nov. 11, 1990

MOST PASSING

Season—

- 199 1991
182 1984
176 1989
173 1994
172 1983

Game—

- 20 at San Francisco, Oct. 22, 1989
18 vs. Buffalo, Nov. 7, 1993
at Denver, Nov. 4, 1984
vs. San Diego, Oct. 16, 1983
vs. San Francisco, Oct. 2, 1983
17 6 times, Most recent: vs. Miami,
Nov. 6, 1988

FEWEST PASSING

Season—

- 67 1973
88 1982 (9 games)
105 1970
111 1971, 1977
115 1969

Game—

- 1 vs. NY Jets, Oct. 14, 1973
2 Accomplished 9 times,
Most recent: vs. Seattle, Dec. 4,
1988

MOST PENALTY

Season—

- 31 1992
28 1968
25 1983
24 1985, 1960
22 1987, 1976, 1970, 1966

Game—

- 7 at Oakland, Oct. 6, 1968
6 at NY Jets, Oct. 27, 1968

FEWEST PENALTY

Season—

- 6 1973
10 1982 (9 games)
11 1993, 1974, 1980
13 1965
15 1988, 1986, 1978, 1964

Game—

- 0 Many times, Most recent: vs. NY
Jets, Nov. 28, 1993



INTERCEPTIONS BY PATRIOTS

MOST

Season—

- 31 1964
- 29 1963
- 25 1962, 1960
- 24 1980, 1974
- 23 1985, 1976, 1968
- 22 1994

Game—

- 7 at NY Jets, Nov. 21, 1976
- 6 vs. NY Jets, Sept. 27, 1964
- vs. Houston, Nov. 1, 1963

Game—

- 204 vs. Houston, Nov. 1, 1963
- 145 at NY Jets, Nov. 21, 1976

FEWEST YARDS

Season—

- 99 1991
- 105 1973
- 118 1989
- 122 1993
- 165 1975

MOST TOUCHDOWNS

Season—

- 3 1992, 1976, 1963, 1962
- 2 1987, 1974, 1971, 1967, 1961

Game—

- 2 at Indianapolis, Nov. 15, 1992
- at NY Jets, Nov. 21, 1976
- vs. Houston, Nov. 1, 1963

FEWEST

Season—

- 8 1970
- 10 1972
- 12 1991, 1982
- 13 1993, 1975, 1973
- 14 1992, 1990

MOST YARDS

Season—


- 645 1963
- 505 1976
- 427 1985, 1964
- 365 1962
- 358 1978

FEWEST TOUCHDOWNS

Season—

- 0 1993, 1991, 1990, 1988, 1984, 1981, 1977, 1973, 1972, 1970, 1966, 1965, 1960
- 1 1994, 1989, 1986, 1985, 1983, 1982, 1980, 1979, 1978, 1975, 1969, 1968, 1964

ALL-TIME PATRIOTS SACK LEADERS



Andre Tippett retired following the 1993 season as the Patriots' all-time leading sack artist with 100 career sacks. That total ranks seventh in NFL history (sacks became an official NFL statistic in 1982). Below is a list of the top 25 sack leaders in the history of the franchise.

| Player | Sacks | Career Years |
|------------------------|-------|--------------------|
| Andre Tippett | 100.0 | 1982-88, 90-93 |
| Julius Adams | 79.5 | 1971-77, 79-85, 87 |
| Tony McGee | 72.5 | 1974-81 |
| Ray Hamilton | 54.0 | 1973-81 |
| Larry Eisenhauer | 45.5 | 1961-69 |
| Brent Williams | 43.5 | 1986-93 |
| Houston Antwine | 39.0 | 1961-71 |
| Garin Veris | 36.0 | 1985-88, 90-91 |
| Richard Bishop | 32.5 | 1976-81 |
| Don Blackmon | 29.5 | 1981-87 |
| Jim Lee Hunt | 29.0 | 1961-71 |
| Bob Dee | 27.5 | 1960-67 |
| Rod Shoate | 22.5 | 1975-81 |
| Steve Nelson | 20.0 | 1974-81 |
| Mel Lunsford | 19.5 | 1973-80 |
| Chris Slade | 18.5 | 1993-94 |
| Nick Buoniconti | 18.0 | 1962-68 |
| Ken Sims | 16.0 | 1982-89 |
| Toby Williams | 15.5 | 1983-88 |
| Tom Addison | 15.0 | 1960-70 |
| Jack Rudolph | 14.5 | 1960-65 |
| Ron Berger | 14.0 | 1969-72 |
| Mike Hawkins | 12.5 | 1978-81 |
| Vincent Brown | 12.5 | 1988-94 |
| Tim Goad | 11.5 | 1988-94 |



PATRIOTS WITH 100 GAMES PLAYED

| | <u>Player</u> | <u>Pos.</u> | <u>Games</u> | <u>Years Played</u> |
|-----|------------------|-------------|--------------|---------------------|
| 1. | Julius Adams | DE | 206 | 1971-85, 87 |
| 2. | Mosi Tatupu | RB | 194 | 1978-90 |
| 3. | Raymond Clayborn | CB | 191 | 1977-89 |
| 4. | John Hannah | OG | 183 | 1973-85 |
| 5. | Stanley Morgan | WR | 179 | 1977-89 |
| 6. | Steve Nelson | LB | 174 | 1974-87 |
| 7. | Tom Neville | OT | 159 | 1965-77 |
| 8. | Pete Brock | C | 154 | 1976-87 |
| 9. | Gino Cappelletti | K/WR | 152 (c) | 1960-70 |
| 10. | Andre Tippett | LB | 151 | 1982-93 |
| | Bill Lenkaitis | C | 151 | 1971-81 |
| 12. | Steve Grogan | QB | 149 | 1975-90 |
| 13. | Roland James | SS | 145 | 1980-90 |
| 14. | Fred Marion | FS | 144 | 1982-91 |
| 15. | Jim Lee Hunt | DT | 141 | 1960-70 |
| 16. | Len St. Jean | OG | 140 (c) | 1964-73 |
| 17. | Houston Antwine | DT | 137 | 1961-71 |
| 18. | Don Webb | DB | 134 | 1961-71 |
| 19. | Ray Hamilton | NT | 132 | 1973-81 |
| 20. | Jon Morris | C | 131 | 1964-74 |
| 21. | Irving Fryar | WR | 129 | 1984-92 |
| 22. | Johnny Rembert | LB | 126 | 1983-92 |
| 23. | Jim Colclough | WR | 124 | 1960-68 |
| | Steve King | LB | 124 | 1973-81 |
| | Charlie Long | OT | 124 | 1961-69 |
| 26. | Ronnie Lippett | CB | 122 | 1983-91 |
| | Lawrence McGrew | LB | 122 | 1980-89 |
| 28. | Brent Williams | DE | 121 | 1986-93 |
| 29. | Cedric Jones | WR | 120 | 1982-90 |
| 30. | Sam Adams | OG | 119 | 1972-80 |
| | Ed Reynolds | LB | 119 | 1983-91 |
| 32. | Tony McGee | DE | 118 | 1974-81 |
| 33. | BRUCE ARMSTRONG | OT | 116+ | 1987-present |
| | John Smith | K | 116 | 1974-83 |
| 35. | Larry Eisenhauer | DE | 115 | 1961-69 |
| 36. | Bob Dee | DE | 112 (c) | 1960-67 |
| 37. | Tim Goad | NT | 109 | 1988-94 |
| 38. | VINCENT BROWN | LB | 107+ | 1988-present |
| 39. | Lin Dawson | TE | 105 | 1981-90 |

c - denotes consecutive games played

+ - denotes active count entering the 1995 season

CHANGING PLACES

Patriots fans have noticed a number of changes since Bill Parcells accepted the head coaching responsibilities in January of 1993. In just two years, Parcells has completely revamped the team that he inherited, adding both size and speed to his talent pool. Entering the 1995 training camp, only nine of the 80 players the Patriots will take to camp were members of the Patriots before Parcells' arrival. The players and the years they were acquired are listed below:

Bruce Armstrong (1987)
 Vincent Brown (1988)
 Ben Coates (1991)
 Todd Collins (1992)
 Sam Gash (1992)

Pat Harlow (1991)
 Maurice Hurst (1989)
 Dwayne Sabb (1992)
 Scott Zolak (1991)





PLAYOFF TIE BREAKERS

Tie-Breaking Procedures

The following procedures will be used to break standings ties for postseason playoffs and to determine regular-season schedules.

To Break a Tie Within a Division

If, at the end of the regular season, two or more clubs in the same division finish with identical won-lost-tied percentages, the following steps will be taken until a champion is determined.

Two Clubs

1. Head-to-head (best won-lost-tied percentage in games between the clubs).
2. Best won-lost-tied percentage in games played within the division.
3. Best won-lost-tied percentage in games played within the conference.
4. Best won-lost-tied percentage in common games, if applicable.
5. Best net points in division games.
6. Best net points in all games.
7. Strength of schedule.
8. Best net touchdowns in all games.
9. Coin toss.

Three or More Clubs

(Note: If two clubs remain tied after a third club is eliminated during any step, the tiebreaker reverts back to step 1 of the two-club format).

(Note: If one team wins multiple-team tiebreaker to advance to playoff round, remaining teams revert to step 1 of applicable two-club format, i.e., either in division tiebreaker or Wild Card tiebreaker. If two teams in a multiple-team tie possess superior marks in a tiebreaking step, this pair of teams revert to top of applicable two-club format to break tie. One team advances to playoff round, while other returns to original group and step 1 of applicable tiebreaker).

1. Head-to-head (best won-lost-tied percentage in games among the clubs).
2. Best won-lost-tied percentage in games played within the division.
3. Best won-lost-tied percentage in games played within the conference.
4. Best won-lost-tied percentage in common games.
5. Best net points in division games.
6. Best net points in all games.
7. Strength of schedule.
8. Best net touchdowns in all games.
9. Coin toss.

To Break a Tie for the Wild Card Team

If it is necessary to break ties to determine the three Wild Card clubs from each conference, the following steps will be taken.

1. If the tied clubs are from the same division, apply division tiebreaker.
2. If the tied clubs are from different divisions, apply the following steps.

Two Clubs

1. Head-to-head, if applicable.
2. Best won-lost-tied percentage in games played within the conference.
3. Best won-lost-tied percentage in common games, minimum of four.
4. Best average net points in conference games.
5. Best net points in all games.
6. Strength of schedule.
7. Best net touchdowns in all games.
8. Coin toss.



LAST TIME IT HAPPENED – PLAYOFFS

TEAM**At Least 400 total yards:**

By Opponent: 441, at Denver Jan. 4, 1987 (188R - 253P)

At Least 200 yards rushing:

By Patriots: 255, at Miami, Jan. 12, 1986

By Opponent: 214, at Miami, Jan. 8, 1983

At Least 300 yards rushing:

By Opponent: 318, at San Diego, Jan. 5, 1964, AFL Championship

At Least 300 NET Yards Passing:

By Patriots: 300, vs. Buffalo, Dec. 28, 1963

By Opponent: 301, vs. Buffalo, Dec. 28, 1963

INDIVIDUAL OFFENSE**100-Yard Rushing Game:**

By Patriots: Craig James at Miami, Jan. 12, 1986 (22-105-0)

By Opponent: Sammy Winder, at Denver, Jan. 4, 1987 (9-102-0)

200-Yard Rushing Game:

By Opponent: Keith Lincoln, at San Diego, Jan. 5, 1965, AFL Champ. (13-206)

100-Yard Receiving Game:

By Patriots: Stanley Morgan at Denver, Jan. 4, 1987 (3-100-2)

By Opponent: Mark Jackson at Cleveland, Jan. 1, 1995 (6-122-0)

Two-100 Yard Receivers in One Game:

By Patriots: Larry Garron(4-120) & Gino Cappelletti(4-129) vs. Buffalo, Dec. 28, 1963

250-Yard Passing Game:

By Patriots: Babe Parilli, at Buffalo, Dec. 28, 1963 (300 yards)

By Opponent: Vinnie Testaverde, at Cleveland, Jan. 1, 1995 (268 yards)

300-Yard Passing Game:

By Patriots: Babe Parilli at Buffalo, Dec. 28, 1963 (300 yards)

3 Touchdown Passing Game:

By Patriots: Tony Eason at Miami, Jan. 12, 1986

By Opponent: Dan Pastorini vs. Houston, Dec. 31, 1978

INDIVIDUAL DEFENSE**Interception Return for a Touchdown:**

By Opponent: Reggie Phillips, vs Chicago, Jan. 26, 1986, SB XX (28 yards)

Fumble Return for a Touchdown:

By Patriots: Johnny Rembert at N.Y. Jets, Dec. 28, 1985 (15 yards)

Fumble Recovered in End Zone for a Touchdown:

By Patriots: Jim Bowman at L.A. Raiders, Jan. 5, 1986

Safety:

By Opponent: Rulon Jones, at Denver, Jan. 4, 1987 (sacked Tony Eason)

At least THREE Sacks:

By Patriots: Garin Veris, vs. NY Jets, Dec. 28, 1985

At least TWO Interceptions:

By Patriots: Ronnie Lippett, at LA Raiders, Jan. 5, 1986

INDIVIDUAL SPECIAL TEAMS**Blocked Punt:**

By Opponent: Greg Townsend at LA Raiders, Jan. 5, 1986 (Rich Camarillo att.)

Missed Extra Point:

By Opponent: George Blair (dropped snap),vs. S.D., Jan. 5, 1964, AFL Champ.

Fake Punt:

By Patriots: Pat O'Neill 21-yard pass to Corwin Brown, Jan. 1, 1995

Blocked Field Goal Attempt:

By Patriots: Troy Barnett, at Cleveland, Jan. 1, 1995 (Matt Stover att.)

3 Field Goals in a Game:

By Patriots: Tony Franklin at N.Y. Jets, Dec. 28, 1985 (4)

By Opponent: Kevin Butler vs. Chicago, Jan. 26, 1986

4 Field Goals in a Game:

By Patriots: Tony Franklin at N.Y. Jets, Dec. 28, 1985



PATRIOTS INDIVIDUAL PLAYOFF RECORDS

YARDS RUSHING

- 105 Craig James at Miami, 1-12-86
- 104 Craig James at L.A. Raiders, 1-5-86
- 87 Robert Weathers at Miami, 1-12-86
- 68 Sam Cunningham at Oak., 12-18-76

RUSHING ATTEMPTS

- 23 Craig James at LA Raiders, 1-5-86
- 22 Craig James at Miami, 1-12-86
- Craig James at NY Jets, 12-28-85
- 20 Sam Cunningham at Oak., 12-18-76

TDs RUSHING

- 1 Andy Johnson at Oak., 12-18-76
- Larry Garron at San Diego, 1-5-84
- Jess Philips at Oakland, 12-18-76
- Craig James at LA Raiders, 1-5-86
- Mosi Tatupu at Miami, 1-12-86

LONGEST TD RUSH

- 7 Larry Garron at San Diego, 1-5-84
- 3 Jess Philips at Oakland, 12-18-76
- 2 Craig James at LA Raiders, 1-5-86

LONGEST RUSH

- 45 Robert Weathers at Miami, 1-12-86
- 23 Tony Collins at Denver, 1-4-87
- 22 Sam Cunningham at Oak., 12-18-76
- Mosi Tatupu at Miami, 1-12-86

YARDS PASSING

- 300 Babe Parilli at Buf., 12-28-63
- 235 Drew Bledsoe at Clev., 1-1-95
- 189 Babe Parilli at S.D., 1-5-64
- Steve Grogan at Miami, 1-8-83

PASSING ATTEMPTS

- 50 Drew Bledsoe at Clev., 1-1-95
- 35 Babe Parilli at Buffalo, 12-28-63
- 30 Steve Grogan vs. Chi., 1-26-86
- Steve Grogan at Miami, 1-8-83

PASSING COMPLETIONS

- 21 Drew Bledsoe at Clev., 1-1-95
- 17 Steve Grogan vs. Chi., 1-26-86
- 16 Steve Grogan at Miami, 1-8-83

TDs PASSING

- 3 Tony Eason at Miami, 1-12-86
- 2 Tony Eason at Denver, 1-4-87
- 2 Babe Parilli at Buf., 12-28-63

YARDS RECEIVING

- 129 Gino Cappelletti at Buffalo, 12-28-63 (4 Rec.)
- 120 Larry Garron at Buffalo, 12-28-63 (4)
- 101 Russ Francis vs. Houston, 12-31-78 (8)
- 100 Stanley Morgan at Denver, 1-4-87 (3)

RECEPTIONS

- 8 Russ Francis vs. Hou., 12-31-78
- 7 Stanley Morgan vs. Chi., 1-26-86
- Don Hasselbeck at Mia., 1-8-83

TD RECEIPTIONS

- 2 Larry Garron at Buf., 12-28-63
- Stanley Morgan at Den., 1-4-87
- 1 Accomplished 11 times.
- Most Recent:
- Leroy Thompson at Clev., 1-1-95

LONGEST RECEPTION

- 59t Larry Garron from Babe Parilli at Buffalo, 12-28-63
- 45t Stanley Morgan from Tony Eason at Denver, 1-4-87
- 39 Irving Frvar from Tony Eason at NY Jets, 12-28-85
- 36t Stanley Morgan from Tony Eason at NY Jets, 12-28-85
- 36t Stanley Morgan from Tony Eason at Denver, 1-4-87

LONGEST INTERCEPTION RETURN

- 26 Fred Marion at NYJ, 12-28-85
- 22 Fred Marion at L.A. Rai., 1-5-86
- 21 Fred Marion at Miami, 1-12-86

LONGEST PUNT

- 68 Tom Yewcic at S.D., 1-5-64
- 62 Rich Camarillo vs. Chi., 1-26-86

MOST PUNTS

- 9 Rich Camarillo at Denver, 1-4-87 (50.2 avg.)
- 7 Tom Yewcic at Buffalo, 12-28-63 (32.3)
- 7 Tom Yewcic at San Diego, 1-5-64 (47.0)

BEST PUNT AVG.

- 50.2 Rich Camarillo at Den., 1-4-87 (9 kicks)
- 47.0 Tom Yewcic at S.D., 1-5-64 (7)

LONGEST PUNT RETURN

- 28 Art Graham at Buf., 12-28-63

LONGEST KICKOFF RETURN

- 47 Ray Clayborn vs. Hou., 12-31-78
- 37 Stephen Starring at Mia., 1-12-86

LONGEST FG

- 45 Tony Franklin at L.A. Rai., 1-5-86
- 42 John Smith at Miami 1-8-83
- 41 Tony Franklin at NYJ, 12-28-85
- 38 Tony Franklin at Den., 1-4-87

MOST FGs MADE

- 4 Tony Franklin at NY Jets, 12-28-85 (33, 41, 20, 26)
- Gino Cappelletti at Buffalo, 12-28-63 (28, 12, 33, 36)
- 2 Matt Bahr at Clev., 1-1-95 (23, 33)
- Tony Franklin at LA Rai., 1-5-86 (45, 32)
- John Smith at Mia., 1-8-83 (23, 42)

MOST FGs ATTEMPTED

- 5 Tony Franklin at NY Jets, 12-28-85 (33, 41, 20, 41wl, 26)

MOST POINTS

- 14 Gino Cappelletti at Buffalo, 12-28-63 (4 FGs, 2 PAT kicks)
- 14 Tony Franklin at NY Jets, 12-28-85 (4 FGs, 2 PAT kicks)
- 12 Stanley Morgan at Denver, 1-4-87 (2 TDs)
- 12 Larry Garron at Buffalo, 12-28-63 (2 TDs)
- 9 Tony Franklin at LA Raiders, 1-5-86 (2 FGs, 3 PAT kicks)



TEAM PLAYOFF RECORDS

TOTAL NET YARDS

383 at Buffalo, 12-28-83
(83 Rush, 300 Pass, 70 Plays)
344 vs. Hou., 12-31-78
(174 R, 170 Pa, 72 Pl)
331 at Oak. 12-18-76
(164 R, 167 Pa, 73 Pl)
326 at Miami, 1-12-86
(255 R, 71 Pa, 71 Pl)
303 at Cleveland, 1-1-95
(57R, 246Pa, 68 Pl)

YARDS RUSHING

255 at Miami, 1-12-86
174 vs. Houston, 12-31-78
164 at Oakland, 12-18-76

RUSHING ATTEMPTS

59 at Miami, 1-12-86
49 at Oakland, 12-18-76
at L.A. Raiders, 1-5-86
39 at NY Jets, 12-28-85

NO. OF PLAYS

73 at Oak., 12-18-76 (49 Rush, 24 Pass)
72 vs. Hou., 12-31-78 (54 R, 18 P)
71 at Miami, 1-12-86 (59 R, 12 P)
70 at Buf., 12-28-83 (36 R, 34 P)

RUSHING TDs

1 Many times, Most Recent:
at Miami, 1-12-86

YARDS PASSING

300 at Buffalo, 12-28-83
246 at Cleveland, 1-1-95
186 at San Diego, 1-5-64
180 vs. Houston, 12-31-78

PASS ATTEMPTS

51 at Cleveland, 1-1-95
37 vs. San Diego, 1-5-64
36 vs. Chicago, 1-26-86

PASS COMPLETIONS

22 at Cleveland, 1-1-95
17 vs. Chicago, 1-26-86
at San Diego, 1-5-64
16 at Miami, 1-8-83

TDs PASSING

3 at Miami, 1-12-86
2 at Buffalo, 12-28-83
vs. Houston, 12-31-78
at Denver, 1-4-87

TOTAL FIRST DOWNS

23 at Oakland 12-18-76
21 at Mia., 1-12-86
20 at Cleveland, 1-1-95

3RD DOWN EFFICIENCY

.500 at L.A. Raiders, 1-5-86 (8/16)
.438 at Miami 1-12-86 (7/16)

MOST POINTS FOR

31 at Miami 1-12-86 (31-14 win)
27 at L.A. Rai., 1-5-86 (27-20 win)

FEWEST POINTS FOR

8 at Buf., 12-28-83 (26-8 w)
14 at NYJ, 12-28-85 (26-14 w)
at Miami, 1-28-86 (31-14 w)

SACKS BY

5 at NY Jets, 12-28-85 (51 yds)
4 vs. Houston, 12-31-78 (26 yds)
at Oakland, 12-18-76 (32 yds)

MOST PUNTS FOR

9 at Denver, 1-4-87 (50.2 avg.)
7 at Buffalo, 12-28-83 (32.3 avg.)
at San Diego, 1-5-63 (47.0 avg.)
6 vs. Chicago, 1-26-86 (43.8)

FEWEST PUNTS FOR

3 at Oak., 12-18-76 (44.0 avg.)
4 at Clev., 1-1-95 (42.3 avg.)
vs. Hou., 12-31-78 (43.3 avg.)

MOST PENALTY YARDS FOR

92 vs. Hou., 12-31-78 (8 penalties)
83 at Oakland, 12-18-76 (10 pen.)
65 at Buffalo, 12-28-83 (7 pen.)

FEWEST PENALTY YARDS FOR

10 at NY Jets, 12-28-85 (1 pen.)
15 at Miami, 1-12-86 (2 pen.)
18 at San Diego, 1-5-64 (1 pen.)
21 at Cleveland, 1-1-95 (3 pen.)

MOST PENALTIES VS.

10 at Oakland, 12-18-76 (83 yds)
8 vs. Hou., 12-31-78 (92 yds)

FEWEST PENALTIES VS.

1 at NY Jets, 12-28-85 (10 yds)
at San Diego, 1-5-64 (18 yds)

MOST FUMBLES FOR

4 vs. Chicago, 1-26-86
3 at LA Raiders, 1-5-86

MOST FUMBLES VS.

4 vs. Chicago, 1-26-86
2 at Miami, 1-12-86
at L.A. Raiders, 1-5-86



PLAYOFF HISTORY

1963 AFL DIVISIONAL PLAYOFFS
PATRIOTS 26, BUFFALO 8

| | | | | | |
|-----------------|----|---|---|----|-----|
| Boston Patriots | 10 | 6 | 0 | 10 | -26 |
| Buffalo Bills | 0 | 0 | 8 | 0 | -8 |

Buffalo (War Memorial Stadium), Dec. 28, 1963 —This divisional playoff game was one of the first playoff contests in the still infant American Football League's history. QB Babe Parilli and Gino Cappelletti figured in all of the Patriots points as Parilli hit Larry Garron for scoring strikes of 59 and 17 yards, while Cappelletti kicked four FGs (28, 12, 33, and 36) and added two PAT's. Ron Burton provided an inspirational boost for the Patriots as he heroically returned to play just a few weeks after major disc surgery. Buffalo's only highlight of the day was a 93-yard scoring pass from Darryl Lamonica to Elbert Dubenion.

| Team | QTR | PLAY |
|---------|-----|--|
| Boston | 1 | Cappelletti FG 28 |
| Boston | 1 | Garron 59 pass from Parilli (Cappelletti kick) |
| Boston | 2 | Cappelletti FG 12 |
| Boston | 2 | Cappelletti FG 33 |
| Buffalo | 3 | Dubenion 93 pass from Lamonica (Tracey Pass from Lamonica) |
| Boston | 4 | Garron 17 pass from Parilli (Cappelletti kick) |
| Boston | 4 | Cappelletti FG 36 |

RUSHING B: Garron 19-44, Neumann 1-16, Burton 8-12, Crump 5-9.

BUF: Gilchrist 8-7, Bass 2-4, Kemp 2 (-4).

RECEIVING B: Garron 4-120, Cappelletti 4-129, Burton 3-22.

BUF: Dubenion 3-115-1 TD, Ferguson 4-47, Bass 4-45, Rutkowski 3-45.

PASSING B: Parilli 35-14-1-300 yards, 2 TDs.

BUF: Lamonica 24-9-3-168 yards, 1 TD Kemp 21-10-1-133 yards.

| TEAM STATS | BOS | BUF |
|----------------|---------|---------|
| First Downs | 11 | 3 |
| Rushes-Yards | 36-83 | 12-7 |
| Passing Yards | 300 | 301 |
| Total Yards | 383 | 308 |
| Passes | 34-14-1 | 45-19-4 |
| Punts | 7-32.3 | 8-35.1 |
| Fumbles/Lost | 0-0 | 3-2 |
| Penalties Yds. | 7-65 | 9-100 |
| A—33,044 | | |

1963 AFL CHAMPIONSHIP GAME
SAN DIEGO 51, PATRIOTS 10

| | | | | | |
|-----------|----|----|---|----|-----|
| Patriots | 7 | 3 | 0 | 0 | -10 |
| San Diego | 21 | 10 | 7 | 13 | -51 |

San Diego (Balboa Stadium), Jan. 5, 1964 —Chargers' running back Keith Lincoln turned in a super-human effort, combining for 329 total yards. Injuries to three Patriots starters — star FB Larry Garron (concussion), DL Houston Antwine (back) and Harry Crump (shoulder) — proved disastrous for the Patriots. The favored Chargers coasted to a 51-10 victory over the Boston Patriots. Lincoln rushed for an amazing 206 yards and added 123 more yards in receptions. The Chargers ran up a 31-10 lead at the half, and added 20 more unanswered points in the second half to capture the AFL title.

| TEAM | QTR | PLAY |
|-----------|-----|---|
| San Diego | 1 | Rote 2 run (Blair kick) |
| San Diego | 1 | Lincoln 67 run (Blair kick) |
| Boston | 1 | Garron 7 run (Cappelletti kick) |
| San Diego | 1 | Lowe 58 run (Blair kick) |
| San Diego | 2 | Blair FG 11 |
| Boston | 2 | Cappelletti FG 15 |
| San Diego | 2 | Norton 14 pass from Rote (Blair kick) |
| San Diego | 3 | Alworth 48 pass from Rote (Blair kick) |
| San Diego | 4 | Lincoln 25 pass from Hadl (pass failed) |
| San Diego | 4 | Hadl 1 run (Blair kick) |



PLAYOFF HISTORY

RUSHING B: Crump 7-18 Garron 3-15, Lott 3-15, Yewcic 1-14.

SD: Lincoln 13-206, Lowe 12-94, Rote 4-15.

PASSING B: Parilli 29-14-1-189 yards, Yewcic 8-3-1-39 yards

SD: Rote 15-10-0-173 yards, 2 TDs. Hadl 10-6-1-112 yards, 1 TD.

RECEIVING B: Cappelletti 2-72, Graham 2-68, Crump 2-28, Colclough 3-26.

SD: Alworth 4-77, MacKinnon, 2-52, Norton 2-44.

| TEAM STATS | B | SD |
|----------------|---------|---------|
| First Downs | 14 | 21 |
| Rushes-Yards | 16-75 | 32-318 |
| Passing Yards | 186 | 292 |
| Total Yards | 261 | 610 |
| Passes | 37-17-2 | 26-17-0 |
| Punts | 7-47 | 2-44 |
| Fumbles/Lost | 1-0 | 1-1 |
| Penalties/Yds. | 1-18 | 6-30 |
| A—30, 127 | | |

1976 AFC DIVISIONAL PLAYOFFS OAKLAND 24, PATRIOTS 21

| | | | | | |
|----------------------|---|---|----|----|-----|
| New England Patriots | 7 | 0 | 14 | 0 | -21 |
| Oakland Raiders | 3 | 7 | 0 | 14 | -24 |

Oakland (Oakland-Alameda County Coliseum), Dec. 18, 1976— The surprising Patriots, having finished a complete turnaround with an 11-3 record (3-11 in 1975), traveled to Oakland to meet the Raiders, for their first playoff competition since 1963. The Patriots jumped in front of the Raiders 7-0 on a one-yard run by Andy Johnson, but fell behind at the half 10-7 when Fred Biletnikoff hauled in a 31-yard touchdown pass from Ken Stabler with just 39 seconds remaining in the first half. Steve Grogan engineered scoring drives on the Patriots first two possessions of the third quarter, running the Patriots lead to 21-10. Oakland responded with a score on its first possession of the fourth period, a one-yard run by Mark van Eeghan. With the score at 21-17. Ken Stabler drove the Raiders from their own 32 and scored with only 14 seconds to go. The drive was marred by a controversial roughing the passer call on Ray Hamilton. The Patriots had seemingly stopped the Raiders when a Stabler to Garrett pass on a 3rd and 18 fell incomplete. However, penalty flags were thrown and the Raiders had possession with a first and ten at the Patriot 13. Five plays later Stabler rolled around left end for the winning score and the Patriots dreams of a championship were over.

| TEAM | QTR | PLAY |
|-------------|-----|--|
| New England | 1 | A. Johnson 1 run (Smith kick) |
| Oakland | 1 | Mann FG 40 |
| Oakland | 2 | Biletnikoff 31 pass from Stabler (Mann kick) |
| New England | 3 | Francis 26 pass from Grogan (Smith kick) |
| New England | 3 | J. Phillips 3 run (Smith kick) |
| Oakland | 4 | Van Eeghen 1 run (Mann kick) |
| Oakland | 4 | Stabler 1 run (Mann kick) |

RUSHING NE: Cunningham 20-68, Grogan 7-35, Johnson 14-32.

OAK: van Eeghan 11-39, C. Davis 7-29, Banaszak 4-8.

RECEIVING NE: Francis 4-96-1 TD, Stingley 2-36, Cunningham 2-14.

OAK: Biletnikoff 9-137-1 TD, Casper 4-47, Branch 3-32.

PASSING NE: Grogan 23-12-1-167 yards, 1 TD.

OAK: Stabler 32-19-0-233 yards, 1 TD.

| TEAM STATS | NE | Oakland |
|------------------------------|---------|---------|
| First Downs | 23 | 20 |
| Rushes-Yards | 49-164 | 24-81 |
| Passing Yards | 167 | 201 |
| Total Yards | 331 | 282 |
| Had QB Sacked | 0-0 | 4-32 |
| Passing | 24-12-2 | 32-19-0 |
| Punts | 3-44.0 | 5-37.8 |
| Fumbles-Lost | 1-1 | 1-1 |
| Penalties-Yds. | 10-83 | 11-93 |
| A—54,037 paid, 53,045 actual | | |



PLAYOFF HISTORY

1978 AFC DIVISIONAL PLAYOFF
HOUSTON 31, PATRIOTS 14

| | | | | | |
|----------------------|---|----|---|---|-----|
| Houston Oilers | 0 | 21 | 3 | 7 | -31 |
| New England Patriots | 0 | 0 | 7 | 7 | -14 |

Foxboro (Schaefer Stadium), Dec. 31, 1978 —With the AFC East Division title tucked under their belts, the Patriots played host to the Houston Oilers in the first playoff game ever played at then Schaefer Stadium. The Patriots had finished the season at 11-6, but were reeling from the controversy that started when Coach Chuck Fairbanks announced his resignation to accept the head coaching position at Colorado. The game found Fairbanks on the Patriots sidelines, but the last day of 1978 also proved to be the last day of the Patriots '78 season. Dan Pastorini completed 10 of 13 passes for 184 yards in the first half while the Oilers built a 21-0 lead at the intermission. Toni Fritsch added a 30-yard FG before the Patriots rallied with two touchdowns in the second half. A 24-yard option pass from RB Andy Johnson to WR Harold Jackson and a 24-yard scoring strike from sub QB Tom Owen to TE Russ Francis were the only points they could muster. Owen had replaced starter Steve Grogan late in the first half. Trailing 24-14, the Patriots began a late rally. Starting at their own 18, the Patriots started to move but Gregg Bingham picked off an Owen for Morgan pass and returned it to the Patriot 18, killing the drive and setting up an Earl Campbell 2-yard TD run that put the game out of reach.

| TEAM | QTR | PLAY |
|-------------|-----|--|
| Houston | 2 | Burrough 71 pass from Pastorini (Fritsch kick) |
| Houston | 2 | Barber 19 pass from Pastorini (Fritsch kick) |
| Houston | 2 | Barber 13 pass from Pastorini (Fritsch kick) |
| Houston | 3 | Fritsch FG 30 |
| New England | 3 | Jackson 24 pass from Johnson (Smith kick) |
| New England | 4 | Francis 24 pass from Owen (Smith kick) |
| Houston | 4 | Campbell 2 run (Fritsch kick) |

RUSHING H: Campbell 27-118-1 TD, Tim Wilson 14-26, Coleman 7-19.

NE: Cunningham 10-42, Grogan 1-16, Johnson 6-14.

RECEIVING H: Barber 5-83-2 TDs, Burrough 3-91-1 TD, Caster 2-12

NE: Francis 8-101-1 TD, Cunningham 3-28, Morgan 2-37.

PASSING H: Pastorini 15-21-1-200 yards, 3 TDs

NE: Owen 22-12-1-144 yards, 1 TD, Grogan 12-3-2-38 yards, Johnson 1-1-0-24 yards, 1 TD.

| TEAM STATS | H | NE |
|---------------|---------|---------|
| First Downs | 21 | 15 |
| Rushes-Yards | 54-174 | 20-83 |
| Passing Yards | 170 | 180 |
| Total Yards | 344 | 263 |
| Had QB Sacked | 3-30 | 4-26 |
| Passes | 15-12-1 | 35-16-3 |
| Punts | 5-34.8 | 4-43.3 |
| Fumbles/Lost | 1-0 | 2-0 |
| Penalties/Yds | 2-25 | 8-92 |

A—61,297 paid, 60,881 actual

1982-1983 SUPER BOWL TOURNAMENT
MIAMI 28, PATRIOTS 13

| | | | | | |
|----------------------|---|----|---|---|-----|
| New England Patriots | 0 | 3 | 3 | 7 | -13 |
| Miami Dolphins | 0 | 14 | 7 | 7 | -28 |

Miami (Orange Bowl) Jan. 8, 1983 —Finishing seventh in the 14-team AFC field, the Patriots were slated to meet the second-seeded Miami Dolphins in the first round of the 1982-83 Super Bowl XVII Tournament. Before a sellout crowd, the Patriots got on the scoreboard first, taking an early second period 3-0 lead when John Smith kicked a 23-yard FG. The Dolphins were led behind the precision passing of David Woodley (16 of 19, 234 yards, 2 TDs). They scored four touchdowns while the Patriots could only muster another Smith FG (42 yards) through the first three periods. Steve Grogan was limited to only 189 yards passing and was sacked four



PLAYOFF HISTORY

times. Miami's FB Andra Franklin, the AFC's second leading rusher in regular season play, carried the ball 26 times for 112 yards enabling the Dolphins to control the ball for 35:51 seconds. It was the Patriots first playoff appearance since 1978.

| TEAM | QTR | PLAY |
|-------------|-----|---|
| New England | 2 | Smith FG 23 |
| Miami | 2 | Hardy 2 Pass from Woodley (von Schamann kick) |
| Miami | 2 | Franklin 1 run (von Schamann kick) |
| New England | 3 | Smith FG 42 |
| Miami | 3 | Bennett 2 run (von Schamann kick) |
| Miami | 4 | Hardy 2 pass from Woodley (von Schamann kick) |
| New England | 4 | Hasselbeck 22 pass from Grogan (Smith kick) |

RUSHING NE: van Eeghen 9-40, Collins 7-35.

MIA: Franklin 26-112-1 TD, Nathan 12-71, Woodley 1-16.

RECEIVING NE: Hasselbeck 7-87-1 TD, Dawson 4-49, Collins 1-17.

MIA: Nathan 5-68, Hardy 3-23-2 TDs, Rose 2-47.

PASSING NE: Grogan 30-162-189 yards, 1 TD.

MIA: Woodley 19-16-0-246 yards, 2 TDs.

| TEAM STATS | NE | MIA |
|----------------|---------|---------|
| First Downs | 14 | 27 |
| Rushes-Yards | 18-77 | 45-214 |
| Passing Yards | 160 | 234 |
| Total Yards | 237 | 448 |
| Had QB sacked | 4-29 | 2-12 |
| Passes | 30-16-2 | 19-16-0 |
| Punts | 5-43.6 | 1-51.0 |
| Fumbles-Lost | 1-1 | 3-3 |
| Penalties-Yds. | 4-27 | 2-15 |

Actual: 68, 842 (sold: 73,479)

TV blackout in effect.

1985—AFC WILD CARD
NEW ENGLAND 26, NY JETS 14

| | | | | | |
|----------------------|---|----|----|---|-----|
| New England Patriots | 3 | 10 | 10 | 3 | -26 |
| New York Jets | 0 | 7 | 7 | 0 | -14 |

East Rutherford, N.J.(Meadowlands) December 28, 1985— Patriots kicker Tony Franklin tied an NFL playoff record by kicking four field goals in a 26-14 victory over the divisional rival New York Jets. Quarterback Tony Eason completed 12 of 16 passes for 179 yards and one touchdown to lead the offense. Rookie DE Garin Veris led a resilient defensive effort, recording three of the Patriots five sacks on the day. Both Veris and DB Fred Marion were credited with interceptions and linebacker Johnny Rembert sealed the victory when he returned a fumble 15 yards for a touchdown to give the Patriots a 23-7 third quarter lead. The Jets were held to just 58 yards rushing on 21 carries for a 2.8 average. For the Patriots, it was their first playoff win in 22 years.

| TEAM | QTR | TIME | PLAY |
|-------------|-----|-------|---|
| New England | 1st | 9:40 | Franklin 33 FG |
| New York | 2nd | 0:05 | Hector 11 pass from O'Brien (Leahy kick) |
| New England | 2nd | 4:04 | Franklin 41 FG |
| New England | 2nd | 13:38 | Morgan 36 pass from Eason (Franklin kick) |
| New England | 3rd | 8:36 | Franklin 20 FG |
| New England | 3rd | 8:51 | Rembert 15 fumble return (Franklin kick) |
| New York | 3rd | 14:03 | Shuler 12 pass from Ryan (Leahy kick) |
| New England | 4th | 11:47 | Franklin 26 FG |

RUSHING NE: C. James 22-49, Collins 11-36, Eason 6-14

NY: McNeil 16-41, Hector 4-13, O'Brien 1-4.



PLAYOFF HISTORY

RECEIVING NE: Morgan 4-62, Fryar 2-47, C. James 2-36, Dawson 2-20, Collins 2-14
NY: Toon 9-93, Walker 4-54, Shuler 5-53, McNeil 3-13, Hector 1-11, Klever 1-9.
PASSING NE: Eason 12-16-179, 1 TD, 0 INTs
NY: O'Brien 13-17-149, 1 TD, 1 INT; Ryan 10-17-84, 1 TD, 1 INT.

| TEAM STATS | NE | NY |
|----------------|--------|--------|
| First Downs | 12 | 15 |
| 3rd Downs | 3/14 | 5/13 |
| Total Yards | 258 | 240 |
| Rushing Yards | 99 | 58 |
| Passing Yards | 159 | 182 |
| Sacks by-Yards | 5-51 | 3-20 |
| Punts | 5-40.0 | 5-38.4 |
| Penalties | 1-10 | 6-48 |
| Fumbles | 2-0 | 3-2 |
| Time of Poss. | 31:47 | 28:13 |

Actual: 70,958 (sold: 76,891)

1985 AFC PLAYOFF
NEW ENGLAND 27, L.A. RAIDERS 20

| | | | | | |
|----------------------|---|----|----|---|-----|
| New England Patriots | 7 | 10 | 10 | 0 | -27 |
| Los Angeles Raiders | 3 | 17 | 0 | 0 | -20 |

Los Angeles, Calif. (L.A. Coliseum) January 5, 1986—The Patriots took advantage of three fumbles and three interceptions in defeating the Los Angeles Raiders, 27-20. The Patriots scored their first touchdown, a 13-yard pass to Lin Dawson, thanks to a fumble recovery by rookie defensive back Jim Bowman (on the Los Angeles 21-yard line). The Raiders narrowed the score to 7-3, due in big part to a blocked punt against Patriots kicker Rich Camarillo. The ball was recovered on the New England 16-yard line, and four plays later, Chris Bahr had a 13-yard field goal. The Raiders did take a 10-7 lead on their next possession when quarterback Marc Wilson found rookie Jesse Hester for a 16-yard score. After a Mose Tatum fumble was recovered at the New England 19, Los Angeles would move in front, 17-7 three plays later when Marcus Allen scored on a 13-yard touchdown run. Not to be denied, the Patriots fired back, making it 17-10, on an 80-yard, 10-play drive that ended with Craig James' two-yard touchdown run. Ronnie Lippett's second interception of the day led to a 45-yard field goal and a 17-17 tie. But the Raiders had the lead at halftime, 20-17, on a 32-yard field goal by Bahr. The rest of the scoring was done by the Patriots, a 32-yard field goal by Franklin, 54 yards and 12 plays after Fred Marion had recovered a fumble. Then Bowman recovered a fumble in the end zone off the ensuing kickoff return, thus making it 27-20.

| TEAM | QTR | TIME | PLAY |
|-------------|-----|-------|--|
| New England | 1st | 4:34 | Dawson 13 pass from Eason (Franklin kick) |
| Los Angeles | 1st | 10:13 | Bahr 29 FG |
| Los Angeles | 2nd | 4:21 | Hester 16 pass from Wilson (Bahr kick) |
| Los Angeles | 2nd | 6:07 | Allen 11 run (Bahr kick) |
| New England | 2nd | 11:22 | C. James 2 run (Franklin kick) |
| New England | 2nd | 13:15 | Franklin 45 FG |
| Los Angeles | 2nd | 14:54 | Bahr 32 FG |
| New England | 3rd | 13:49 | Franklin 32 FG |
| New England | 3rd | 14:03 | Bowman fumble recovered for TD (Franklin kick) |

Rushing NE: C. James 23-104, Collins 9-18, Weathers 9-18, Tatum 4-17, Fryar 1-3, Eason 3 (-4); **LA:** Allen 22-121, Hawkins 4-33, Wilson 1-9.

Receiving NE: C. James 3-48, D. Ramsey 2-34, Morgan 1-22, Dawson 1-13, Collins 1-8,

LA: Christensen 4-78, Williams 3-33, Hester 1-16, Allen 3-8.

Passing NE: Eason 7-14-117, 1 TD, C. James 1-1-8.

LA: Wilson 11-27-135, 1 TD, 3 INTs.



PLAYOFF HISTORY

| Team Stats | NE | LA |
|-------------------------------|--------|--------|
| First Downs | 15 | 17 |
| 3rd Downs | 8/16 | 3/9 |
| Total Yards | 254 | 298 |
| Rushing Yards | 156 | 163 |
| Passing Yards | 98 | 124 |
| Sacks By Yards | 2-11 | 3-27 |
| Punts | 5-45.0 | 2-34.0 |
| Penalties | 6-45 | 6-53 |
| Fumbles | 3-2 | 5-3 |
| Time of Poss. | 36:59 | 23:01 |
| Actual: 88,936 (sold: 89,289) | | |

1985 AFC CHAMPIONSHIP
NEW ENGLAND 31, MIAMI 14

| | | | | | |
|----------------------|---|----|---|---|-----|
| New England Patriots | 3 | 14 | 7 | 7 | -31 |
| Miami Dolphins | 0 | 7 | 0 | 7 | -14 |

Miami, Fla. (Orange Bowl) January 12, 1986—The 18-game losing streak against the Miami Dolphins at the Orange Bowl became a thing of the past, thanks to a 31-14 victory that sent the Patriots to Super Bowl XX to face the Chicago Bears. The Dolphins had a 7-3 lead 21 seconds into the second quarter, but the visitors then reeled off the next 21 points on a two-yard touchdown pass to Tony Collins from Tony Eason 4:50 into the second quarter, a one-yard TD pass from Eason to Derrick Ramsey 9:35 into the second, and a two-yard TD pass from Eason to Robert Weathers 3:02 into the third quarter.

| TEAM | QTR | TIME | PLAY |
|-------------|-----|------|---|
| New England | 1st | 6:40 | Franklin 23 FG |
| Miami | 2nd | 0:21 | Johnson 10 pass from Marino (Reveiz kick) |
| New England | 2nd | 4:50 | Collins 4 pass from Eason (Franklin kick) |
| New England | 2nd | 9:35 | D. Ramsey 1 pass from Eason (Franklin kick) |
| New England | 3rd | 3:02 | Weathers 2 pass from Eason (Franklin kick) |
| Miami | 4th | 0:32 | Nathan 10 pass from Marino (Reviez kick) |
| New England | 4th | 7:26 | Tatupu 1 run (Franklin kick) |

RUSHING NE: C. James 22-105, Weathers 16-87, Collins 12-61, Tatupu 6-9, Eason 3-(-7)

M: Carter 6-56, Davenport 3-6, Nathan 2-4, Bennett 1-2, Marino 1-0.

RECEIVING NE: Morgan 2-30, D. Ramsey 3-18, Collins 3-15, Tatupu 1-6, Weathers 1-2.

M: Nathan 5-57, Hardy 3-52, Duper 3-45 Clayton 3-41, Davenport 3-23, Johnson 1-10, Moore 1-10, Rose 1-10.

PASSING NE: Eason 10-12-71, 3 TDs, 0 INTs;

M: Marino 20-48-248, 2 TDs, 2 INTs.

| Team Stats | NE | M |
|-------------------------------|--------|--------|
| First Downs | 21 | 18 |
| 3rd Downs | 7/16 | 3/10 |
| Total Yards | 326 | 302 |
| Rushing Yards | 255 | 68 |
| Passing Yards | 71 | 234 |
| Sacks By-Yards | 1-14 | 0-0 |
| Punts | 5-40.2 | 4-41.3 |
| Penalties | 2-15 | 4-35 |
| Fumbles | 2-2 | 5-4 |
| Time of Poss. | 39:51 | 20:09 |
| Actual: 74,978 (sold: 76,270) | | |



PLAYOFF HISTORY

CHICAGO 46, NEW ENGLAND 10 (SUPER BOWL XX)

| | | | | | |
|----------------------|----|----|----|---|-----|
| Chicago Bears | 13 | 10 | 21 | 2 | -46 |
| New England Patriots | 3 | 0 | 0 | 7 | -10 |

New Orleans, La. (Superdome) January 26, 1986—The Patriots led early, but Chicago controlled thereafter and took a 46-10 victory in each team's first Super Bowl appearance. Don Blackmon caused a Walter Payton fumble that Larry McGrew recovered at Chicago's 19-yard line on the second play, leading to Tony Franklin's 36-yard field goal at 1:19 (the fastest score in Super Bowl history). The Bears, however, scored the next 44 points. Quarterback Steve Grogan replaced starter Tony Eason in the second quarter. Grogan fared better, but was intercepted twice and sacked four times for 33 yards, including a safety. His eight-yard TD pass to Irving Fryar was the only touchdown allowed by Chicago in three playoff appearances.

| TEAM | QTR | TIME | PLAY |
|-------------|-----|-------|--|
| New England | 1st | 1:19 | Franklin 36 FG |
| Chicago | 1st | 5:40 | Butler 28 FG |
| Chicago | 1st | 13:34 | Butler 24 FG |
| Chicago | 1st | 14:37 | Suhey 11 run (Butler kick) |
| Chicago | 2nd | 7:36 | McMahon 2 run (Butler kick) |
| Chicago | 2nd | 15:00 | Butler 24 FG |
| Chicago | 3rd | 7:38 | McMahon 1 run (Butler kick) |
| Chicago | 3rd | 8:44 | Phillips 28 interception return (Butler kick) |
| Chicago | 3rd | 11:38 | Perry 1 run (Butler kick) |
| New England | 4th | 1:46 | Fryar 8 pass from Grogan (Franklin kick) |
| Chicago | 4th | 9:24 | Safety, Grogan tackled by Waechter in end zone (Butler kick) |

RUSHING NE: Collins 3-4, Weathers 1-3, Grogan 1-3, C. James 5-1, Hawthorne 1-(4);
C: Payton 22-61, Suhey 11-52, Sanders 4-15, Gentry 3-15, McMahon 5-14, Thomas 2-8, Perry 1-1, Fuller 1-1.

RECEIVING NE: Morgan 7-70, Starring 2-39, Fryar 2-24, Collins 2-19, D. Ramsey 2-16, C. James 1-6, Weathers 1-3.

C: Gault 4-129, Gentry 2-41, Margerum 2-36, Moorehead 2-22, Suhey 1-24, Thomas 1-4.

PASSING NE: Eason 0-6-0, 0 TDs, 0 INTs, Grogan 17-30-177, 1 TD, 2 INTs

C: McMahon 12-20-256, 0 TDs, 0 INTs, Fuller 0-4-0, 0 TDs, 0 INTs.

| Team Stats | C | NE |
|-------------------------------|--------|--------|
| First Downs | 23 | 12 |
| 3rd Downs | 7/14 | 1/10 |
| Total Yards | 408 | 123 |
| Rushing Yards | 167 | 7 |
| Passing Yards | 241 | 116 |
| Sacks By-Yards | 7-61 | 3-15 |
| Punts | 4-43.3 | 6-43.8 |
| Penalties | 7-40 | 5-35 |
| Fumbles | 3-2 | 4-4 |
| Time of Poss. | 39:15 | 20:45 |
| Actual: 73,818 (sold: 73,818) | | |

1986 AFC PLAYOFF
DENVER 22, NEW ENGLAND 17

| | | | | | |
|----------------------|---|----|----|---|-----|
| New England Patriots | 0 | 10 | 7 | 0 | -17 |
| Denver Broncos | 3 | 7 | 10 | 2 | -22 |

Denver, Colo. (Mile High Stadium) January 4, 1987—The teams were tied at 10-10 at halftime after trading the lead in the second half (Patriots at 17-13 after Stanley Morgan caught a 45-yard pass from quarterback Tony Eason 12:10 into the third quarter; the Broncos went in front 20-17 on a 48-yard pass from John Elway to wide receiver Vance Johnson on the last play of the third quarter). There was controversy behind that go-ahead touchdown. On a third down and four on the New England 48-yard line, Patriots outside linebacker Don Blackmon was off-side by a very large



PLAYOFF HISTORY

margin. There was no whistle blown by the officials, and the Broncos went ahead for the "free play." The "free play" turned out to be the touchdown pass to Johnson as the Patriots defensive players stopped their rush on the play. The Patriots were still in the hunt with 1:41 left. The ball was on the Denver 10-yard line with a first and 10 situation. But when Eason faded back to pass he was immediately pressured by Broncos defensive end Rulon Jones and was sacked for two points.

| TEAM | QTR | TIME | PLAY |
|-------------|-----|-------|---|
| Denver | 1st | 12:12 | Karlis 27 field goal |
| New England | 2nd | 0:56 | Morgan 19 pass from Eason (Franklin kick) |
| Denver | 2nd | 7:18 | Elway 22 run (Karlis kick) |
| New England | 2nd | 14:58 | Franklin 38 field goal |
| Denver | 3rd | 9:10 | Karlis 22 field goal |
| New England | 3rd | 12:10 | Morgan 45 pass from Eason (Franklin kick) |
| Denver | 3rd | 15:00 | Johnson 48 pass (Karlis kick) |
| Denver | 4th | 13:23 | safety, Eason tackled by Jones |

RUSHING: NE: Collins 5-46, James 10-31, Eason 2-23, Dupard 5-18, Hawthorne 1-5, Fryar 1-(-2).

DEN: Winder 19-102, Lang 11-44, Elway 5-18, Bell 1-12, Sewell 2-8, Wilhite 3-4.

RECEIVING: NE: Morgan 3-100, Collins 4-46, Baty 3-31, Fryar 2-11, Hawthorne 1-6.

DEN: Johnson 4-89, Mobley 2-69, Sewell 3-41, Watson 1-21, Micho 1-20, Winder 1-16, Lang 1-1.

PASSING: NE: Eason 13-24-194, 2 TD, 0 INT;

DEN: Elway 13-32-257, 1 TD, 2 INT.

| Team Stats | NE | DEN |
|----------------|--------|--------|
| First Downs | 12 | 23 |
| 3rd Downs | 2/12 | 5/15 |
| Total Yards | 271 | 441 |
| Rushing Yards | 121 | 188 |
| Passing Yards | 150 | 253 |
| Sacks | 2 | 0 |
| Punts/Avg. | 9/50.2 | 6/46.0 |
| Penalties/Yds. | 5/45 | 3/20 |
| Fumbles/Lost | 1/0 | 0/0 |
| Time of Poss. | 24:31 | 35:29 |

Actual: 76,105 (sold: 76,149)

1994 AFC WILD CARD CLEVELAND 20, NEW ENGLAND 13

| | | | | | |
|----------------------|---|----|---|---|-----|
| New England Patriots | 0 | 10 | 0 | 3 | -13 |
| Cleveland Browns | 3 | 7 | 7 | 3 | -20 |

Cleveland, Ohio (Cleveland Stadium) January 1, 1995—The Patriots made their first playoff appearance since 1986, but failed to advance beyond the first round after a defeat to the Cleveland Browns 20-13. The game featured a quarterback matchup of Drew Bledsoe and Vinnie Testaverde, two former first overall draft picks, who were each making their NFL playoff debuts. Testaverde turned in a near-perfect performance to beat the Patriots. The eighth-year veteran completed 20 of 30 passes for 268 yards, with a touchdown and no interceptions in his playoff debut. Bledsoe, on the other hand, completed 21 of 50 passes for 235 yards and a touchdown, but threw three interceptions—two of which ended drives in the fourth quarter.

Trailing 10-7 in the second quarter, the Patriots drove 71 yards on 16 plays, positioning Matt Bahr for a game-tying field goal with only 30 seconds remaining in the half.

The Browns dominated the time of possession with two long third quarter drives, the second of which was capped by a 10-yard touchdown run by Leroy Hoard. The Browns added a Matt Stover field goal in the fourth quarter to take a 20-10 lead. The Patriots pulled within seven with 1:34 remaining in the game on a 33-yard field goal by Bahr. Corwin Brown recovered the ensuing onside kick at the New England 36-yard line, giving Patriots fans hope in the waning minutes. The drive stalled at the New England 48-yard line, where a fourth-and-10 opportunity failed on an incomplete pass and the Patriots lost 20-13.



PLAYOFF HISTORY

| TEAM | QTR | TIME | PLAY |
|-------------|-----|-------|---|
| Cleveland | 1st | 7:40 | Stover 30 field goal |
| New England | 2nd | 10:48 | Thompson 13 pass from Bledsoe (Bahr kick) |
| Cleveland | 2nd | 7:03 | Carrier 13 pass from Testaverde (Stover kick) |
| New England | 2nd | 0:30 | Bahr 23 field goal |
| Cleveland | 3rd | 2:21 | Hoard 10 run (Stover kick) |
| Cleveland | 4th | 3:36 | Stover 21 field goal |
| New England | 4th | 1:30 | Bahr 33 field goal |

RUSHING: NE: Croom 9-35, Thompson 4-16, Turner 1-4, Bledsoe 2-2.

CLE: Hoard 17-66-1, Byner 10-30, Testaverde 5-19, Metcalf 2-10.

RECEIVING: NE: Brisby 6-83, Coates 6-79, Thompson 4-33-1, Timpson 2-20, C. Brown 1-21, Burke 1-8, Turner 1-7, Croom 1-5.

CLE: Jackson 7-122, Alexander 5-69, Hartley 2-17, Byner 2-16, Carrier 2-13-1, Hoard 1-25, Kinchen 1-6.

PASSING: NE: Bledsoe 21-50-235, 1 TD, 3 INT, O'Neill 1-1-21, 0 TD, 0 INT.

CLE: Testaverde 20-30-268, 1 TD, 0 INT.

| Team Stats | NE | CLE |
|----------------|--------|--------|
| First Downs | 20 | 22 |
| 3rd Downs | 5/14 | 5/12 |
| Total Yards | 303 | 379 |
| Rushing Yards | 57 | 125 |
| Passing Yards | 246 | 254 |
| Sacks | 2 | 1 |
| Punts/Avg. | 4/42.3 | 3/37.7 |
| Penalties/Yds. | 3/21 | 4/25 |
| Fumbles/Lost | 0/0 | 2/1 |
| Time of Poss. | 24:18 | 35:42 |

Actual: 77,452 (sold: 78,512)

V.I.P. SEATING STILL AVAILABLE - JOIN THE PLAYOFF CLUB

The Patriots have announced a complete sellout for all games for the first time in the team's 36-year history. But, fans can still be a part of the excitement of the 1995 season by joining either of the Patriots' premier seating V.I.P. clubs. Below is a list of the benefits each club offers their members. **For more information, please contact Bill Nelsen at (508) 543-8200.**

PLAYOFF CLUB

- Two season tickets in the red, white and blue chair sections between the 35-yard lines.
- One customized V.I.P. parking space personalized with your name or company name on a sign at your spot with direct access to Route 1.
- Access for two to the exclusive Playoff Club, located at the newly renovated on-site racetrack.
- Gourmet buffet dining service.
- Open bar serving premium liquors, beer and wine.
- A television at each table.
- Pregame speeches by Patriots front office personnel.
- Appearances by alumni players and the Patriots cheerleaders.
- Free raffles for Patriots merchandise.
- Complimentary *GameDay* magazines and Sunday papers.


KICKOFF CLUB

- A mid-field, upper level season ticket in section 307 or 320.
- One preferred parking pass for every two memberships. Parking is located next to the Kickoff Club tent.
- Access to the Kickoff Club, located in a private party tent.
- Gourmet buffet dining and open bar services.
- Open bar services.
- Heated party tents equipped with television monitors.
- Appearances by alumni players and the Patriots Cheerleaders.
- Free raffles for Patriots merchandise.
- Complimentary *GameDay* magazines.



1995 NEW ENGLAND PATRIOTS

EXTRA POINTS






PATRIOTS PRESEASON BROADCAST CREW

The New England Patriots will team with WCVB-TV Channel 5 in televising the three locally produced preseason games this year. The Patriots are responsible for the advertising sales of the games and will oversee the game production which will be handled by Grand Slam Sports LTD. of New York. NBC's Don Criqui will provide the play-by-play while FOX's Jerry Glanville will serve as the game analyst. The three preseason games, August 4 vs. Detroit, August 12 vs. Minnesota and August 25 vs. Raiders will be televised on WCVB-TV (Channel 5) in the greater Boston area, and throughout New England on the six affiliates listed below.


The preseason game on Thursday, August 17 versus the Philadelphia Eagles will be broadcast on TNT, which will be televised locally on WLVI-TV Channel 56.

1995 New England Patriots Pre-Season Television Affiliates

| | |
|---------------------|---------------------|
| WCVB-TV (Channel 5) | Boston, Mass. |
| WFSB-TV | Hartford, Conn. |
| WPRI-TV | Providence, R.I. |
| WGME-TV | Portland, Maine |
| WFSB-TV | Springfield, Mass. |
| WVII-TV | Bangor, Maine |
| WNNE-TV | White River Jct, VT |



Don Criqui
NBC Sports



Jerry Glanville
Fox Sports



Mike Lynch
WCVB-TV Channel 5

PATRIOTS RADIO FLAGSHIP – WBCN 104.1 FM

There's a new radio station broadcasting the 1995 New England Patriots season. WBCN-FM will broadcast the preseason and regular season in stereo. The 1995 season will be the first time a major sports franchise in New England will be broadcast in stereo all year long.

WBCN will feature Gil Santos, long time Patriots radio play-by-play announcer, as well as the team's all-time leading scorer Gino Cappelletti. Both well known Patriots radio personalities will be delivering the Game Day action on the largest radio network in franchise history.


WBCN brings a modern and topical approach to this years 1995 Patriots broadcasts. Long time Boston sports personality "Tank" will offer a new flavor to the two hour WBCN pre-game show. Tank will be joined by WBCN sports expert Bill Abbate to bring Patriots fans current and exciting facts about the New England Patriots.

Tank and Bill will also host the one hour post game show that includes exclusive coverage of the live Bill Parcells post game press conference. No other media outlet in New England will bring you the press conference.


This year will prove to be a winning and innovative year for WBCN and the New England Patriots Rock Radio Network. Fans will hear the game like never before. With state of the art technological advances, fans will want to "Turn Down the Volume" of the TV and "Turn Up" the stereo sound of Gil, Gino and the rest of the New England Patriots broadcast team.



PATRIOTS RADIO BROADCAST NETWORK



Gil Santos



Gino Cappelletti

The 1995 New England Patriots Radio Network
Flagship Station

WBCN 104.1 FM Boston, Mass.

Massachusetts

WHYN ... 560 AM Springfield
 WSAR ... 1480 AM Fall River
 WTAG ... 580 AM Worcester
 WCIB 102 FM Cape Cod
 WBSM ... 1240 AM New Bedford
 WBEC ... 1420 AM Pittsfield
 WRNX ... 100.9 FM Amherst
 WGFP ... 940 AM Webster
 WEIM ... 1280 FM Fitchburg
 WARE ... 1250 AM Ware
 WGAM ... 1520 AM Greenfield
 WHMP ... 1400 AM North Hampton
 WHMP ... 99.3 FM North Hampton
 WINQ 97.7 FM Gardner

Connecticut

WNEZ ... 910 AM Hartford
 WZMX ... 93.7 FM Hartford
 WRKI 95.1 FM Danbury
 WINY 1350 AM Putnam

Maine

WLPZ ... 1440 AM Portland
 WKIT 100.3 FM Bangor
 WNSW ... 1200 AM Bangor
 WMDI ... 107.7 FM Bar Harbor
 WIDE 1400 AM Biddeford
 WCDQ ... 92.1 FM Sanford
 WQSS ... 102.5 FM Camden
 WSKW ... 1160 AM Augusta-
 Waterville-
 Skowhegan

New Hampshire

WCQL ... 95.3 FM Portsmouth
 WTMN ... 1380 AM Dover-
 Rochester
 WGIR 610 AM Manchester
 WBHG ... 101.5 FM Laconia
 WTSL ... 1400 AM Hanover
 WKBK ... 1220 AM Keene
 WLTN ... 1400 AM Littleton
 WMOU ... 1230 AM Berlin

New York


WQBK ... 1300 AM Albany-
 Schenectady

Rhode Island

WLKW ... 790 AM Providence
 WOON ... 1240 AM Woonsocket
 WERI 1230 AM Westerly-
 New London, Ct.

Vermont

WKDR ... 1390 AM Burlington
 WKVT ... 92.7 FM Brattleboro
 WIKE 1490 AM Newport
 WCFR ... 93.5 FM Springfield
 WDEV ... 550 AM Waterbury
 WDEV ... 96.1 FM Waterbury
 WSTJ ... 1340 AM St. Johnsbury





INFORMATION DISSEMINATION

PATRIOTS FOOTBALL WEEKLY

This will be the first season the Patriots will be producing a newspaper dedicated to coverage of the team. The publication will be produced weekly at the start of training camp through the end of the season and monthly during the offseason. The Patriots are the only team in the NFL who publish a full-color newspaper. Each issue of *Patriots Football Weekly* is loaded with news, previews and reviews. Readers will enjoy a weekly column offered by head coach Bill Parcells, columns penned by past Patriot greats and NFL news and notes written by *USA Today's* Larry Weisman and the *Buffalo News'* Vic Carucci. To subscribe to *Patriots Football Weekly*, call 1-800-494-PATS.

PATRIOTS MONDAY ON WEEI SPORTS RADIO 850 AM

WEEI 850 AM will make Monday's something to look forward to for Patriots fans this year! Beginning September 4, WEEI will broadcast a full day of Patriots coverage entitled "*Patriots Monday*." Beginning at 11:30 a.m., head coach Bill Parcells will review Sunday's game and preview the upcoming game with WEEI's Dale Arnold.


Following Dale's show, Eddie Andelman will broadcast his afternoon drive-time show from Foxboro Stadium and will be joined weekly by Patriots quarterback Drew Bledsoe.

PATRIOTS PREVIEW FEATURING BILL PARCELLS


Boston's WCVB-TV, Channel 5, will televise a weekly magazine show entitled "*Patriots Preview - Featuring Bill Parcells*." The show will be hosted by WCVB sports director Mike Lynch and will air on Saturday's from 7:00-7:30 p.m. throughout the season. The show will feature an exclusive one-on-one interview with Coach Parcells and will include highlights from the previous week's game. WCVB's Mike Dowling and Ed Harding will add analysis and player interviews on the upcoming game.

PATRIOTS POOL REPORTERS

Veteran beat reporters Dick Cerasuolo of the *Worcester Telegram & Gazette* and Ron Hobson of the *Quincy Patriot Ledger* will again serve as the Patriots' pool reporters for the upcoming season. In the event that there is the need to get comments from a game official after a game, a pool reporter will be allowed access to ask questions and record comments. The comments will then be distributed by the Pool Reporter to all other media. Cerasuolo and Hobson each sit in the first row of the Patriots press box on game days.



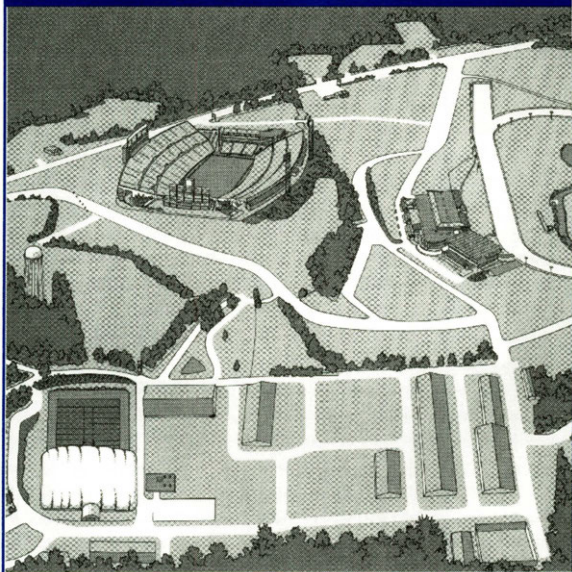
Dick Cerasuolo
Worcester Telegram & Gazette



Ron Hobson
Quincy Patriot Ledger



STADIUM DIRECTIONS



Directions to Foxboro Stadium

The New England Patriots administrative offices are located at the north end of Foxboro Stadium. Visitors should enter Gate P4. For more detailed directions, please call (508) 543-8200. Below are directions from both Logan and T.F. Green Airports.

From downtown Boston/Logan Airport: Stay in the center lanes when exiting the airport and follow signs to the Sumner Tunnel (toll) to I-93 south. Take **Interstate 93 south** to Exit 1 (to Providence) approximately 18 miles. Exit 1 puts you on **Interstate 95 south**. Follow I-95 south for 7.4 miles to Exit 9 (Wrentham), which exits onto Route 1 south. Continue on **Route 1 south** for four miles. Foxboro Stadium is on the left. For access to the administration building, enter lot P4.

From downtown Providence/T.F. Green Airport: T.F. Green will be under construction throughout the 1995 season. Leaving the airport, follow the detour signs to **Interstate 95 north** (to Boston). Continue on I-95 to Exit 6, which exits onto **Interstate 495 north**. Stay on I-495 north approximately three miles to the first exit. Take the **Route 1 north** exit (Exit 14) and continue approximately four-and-a-half miles. Foxboro Stadium is on the right.

Directions to the Patriots Practice Facilities

To the Grass Field: Leaving Foxboro Stadium, exit right onto Route 1 north. At the first intersection (.7 miles) take a right on North Street. You will cross a set of railroad tracks (1.1 miles). Take your first left after the railroad tracks (.3 miles). Take your next left (.1 miles). Grass field is straight ahead.

To the Practice Bubble: Refer to the map above.



FOXBORO STADIUM



The site for the construction of Foxboro Stadium was selected for its proximity to three of New England's largest cities – Boston, Providence, R.I. and Worcester, Mass. Official ground breaking ceremonies for the stadium took place on September 23, 1970. Just 326 days later (August 15, 1971), the Patriots christened their new home by hosting the New York Giants in an exhibition game. The home field helped give them a 20-14 advantage over the Giants before 60,423 fans.

Robert Kraft established an ownership position with the facility in 1989. In the fall of 1993, Kraft became sole owner of the facility when he purchased his partner's interest in the stadium. Kraft's vision as owner has been to develop the facility into a nationally recognized family entertainment venue. By building and developing relationships with local officials and representatives of the music industry, Kraft and his associates have opened up the facility to more frequent samplings of diverse entertainment. In fact, Foxboro Stadium has hosted nearly three times as many special events in the past six years than it did during the first 20 years of operation.

National tours, like the Rolling Stones, The Who and U2, have drawn record crowds in Foxboro. The stadium has worked to create unique events for our region, such as The National Earth Day Concerts and the Walden Woods concert in 1993.

In 1990, the U.S. was awarded the rights to host the 1994 World Cup Soccer Championships. An initial list of the 35 prospective venues failed to include any Boston or New England site. Stadium management initiated the lobbying effort internationally to add Foxboro's name to the list. Joining forces with the tourism officials throughout the region ultimately led to Foxboro's selection as one of nine host sites for World Cup Games. Only Los Angeles and New York were awarded more than Foxboro's six games.

The World Cup has proven to be a harbinger for many successes in 1994. In addition to the World Cup, the stadium hosted eight national concert dates, the Drum Corps International Championships and has been named the host site for Major League Soccer, the new professional soccer league, which will begin play in 1996.

FOXBORO STADIUM QUICK FACTS

| | |
|-----------------------------------|--|
| Constructed: | Sept. 23, 1970 to Aug. 15, 1971 |
| Playing Surface: | Natural Grass (installed in 1991) |
| Football Seating Capacity: | 60,292 |
| Press Box Capacity: | 175 (122 seats for credentialed media) |
| Site Acreage: | 304 acres |
| Available Parking: | 16,000 automobiles |



BRYANT COLLEGE



Bryant College Smithfield, Rhode Island

Since 1976, the Patriots have conducted their summer training camp at Bryant College in Smithfield, R.I. Bryant College has been a leader and innovator in business education since its founding in 1863.

Nationally ranked by *US News and World Report* as one of the top three business specialty schools, Bryant is one of only 17 percent of the business programs in the country accredited by the American Assembly of Collegiate Schools of Business (AACSB) at both the undergraduate and graduate level.

Bryant offers more than 30 concentrations leading to the degrees of associate of general studies, bachelor of science, bachelor of arts, master of accounting, master of taxation and master of business administration. The college educates approximately 3,600 undergraduate, 750 graduate and more than 7,500 continuing education students representing 31 states and 49 countries each year.

Bryant College and the New England Patriots have enjoyed a 19-year relationship at the Smithfield campus. Situated on a beautiful 387-acre campus 12 miles northwest of Providence. The contemporary, suburban campus setting is an ideal setting for conferences, athletic events and retreats.

Bryant College is nationally noted for its business outreach programs. The Center for International Business Development (CIBED) serves businesses of all sizes throughout the world. CIBED is the umbrella organization for the Center for Management Development (CMD), the Export Assistance Center (EAC), the Institute for Family Enterprise (IFE), the Small Business Development Center (SBDC) and the World Trade Center of Rhode Island (WTCRI). These independent and interwoven centers provide support for individuals, corporations, non-profit agencies and government programs to assure the continued economic development of the region.

PATRIOTS TRAINING CAMP 1995

| | |
|----------------------|--|
| CAMP OPENS: | Thursday, July 20 |
| CAMP ENDS: | Sunday, August 19 |
| CAMP OFFICES: | Bryant College c/o New England Patriots 1150 Douglas Pike Smithfield, R.I. 02917 (401) 232-1776 |



Patriots CHEERLEADERS

The New England Patriots Cheerleaders are New England's only professional cheer/dance team, with 41 talented performers hailing from Massachusetts, Rhode Island, Connecticut and New Hampshire. Law and medical students, investment bankers, school teachers, fitness professionals and many others comprise the squad of talented, beautiful and intelligent women.

While performing at all 10 home games, the Patriots Cheerleaders combine high-energy dance moves with gymnastics, stunts and high kicks. With their wide repertoire, they have earned the reputation of being one of the most versatile and talented squads in the league.

In addition to their performances at Foxboro Stadium, the Patriots Cheerleaders attend numerous corporate and charitable promotions throughout New England. In 1994, the Patriots Cheerleaders showed their strong commitment and dedication to the communities of New England by making over 400 personal appearances, working with organizations such as D.A.R.E., the Make A Wish Foundation, the Genesis Fund and the Special Olympics.

For information on cheerleader appearances, please contact Tracy Sormanti, Cheerleader Director and Choreographer at (508) 543-8200.



The Patriots Cheerleaders entertain thousands of fans at Foxboro Stadium on Sundays and even more during the year. This year, the Patriots Cheerleaders will make over 400 personal appearances.



Patriots

CHEERLEADERS

1995 PATRIOTS CHEERLEADERS ALPHABETICAL ROSTER

| Name | Hometown |
|----------------------------|-----------------------|
| Dawn-Marie Adriance | Lynn, Mass. |
| Rosalie Allain | Lemonister, Mass. |
| Carla Antonino | Randolph, Mass. |
| Patrice Blakely | Brockton, Mass. |
| Paula Bohenko | Dracut, Mass. |
| Tanya Branco | Fall River, Mass. |
| Dena Caporale | Peabody, Mass. |
| Karen Carney | Brockton, Mass. |
| Diane Cefalo | Billerica, Mass. |
| Melissa Curdo | Lynn, Mass. |
| Ronda Daly | Newton, Mass. |
| Patty Darrah | Wakefield, Mass. |
| Kristine DiPippo | Cranston, R.I. |
| Michelle Ebrecht | Woburn, Mass. |
| Beth Ferrari | Bridgewater, Mass. |
| Patti Gillis-Berton | Billerica, Mass. |
| Meg Govan | Brockton, Mass. |
| Sloane Heffernan | New Bedford, Mass. |
| Wendy Jones | Merrimack, NH |
| Julie LaMarca | Randolph, Mass. |
| Melissa Lutzenberger | Muskego, WI |
| Kalen Mace | Middleboro, Mass. |
| Deanne Mantia-House | Revere, Mass. |
| Debbie Marini | Foxboro, Mass. |
| Andrea Marino | Providence, R.I. |
| Tanji Martin | Acushnet, Mass. |
| Stacey Mendez | Georgetown, Mass. |
| Kristine Moccia | Brockton, Mass. |
| Tracey Oliveira | New Bedford, Mass. |
| Tricia Oliveira | New Bedford, Mass. |
| Kimberly O'Sullivan | Lynn, Mass. |
| Jennifer Pothier | East Freetown, Mass. |
| Shari Reiser | Swampscott, Mass. |
| Michelle Rock | Marblehead, Mass. |
| Pamela Santorelli | Woburn, Mass. |
| Jodi Shelton | East Providence, R.I. |
| Julianne Shields | Norwood, Mass. |
| Susan Stallman | Barrington, R.I. |
| Heidi Sullivan | Manchester, N.H. |
| Nikki Toon | Dorchester, Mass. |
| Kathryn West | Cambridge, Mass. |

Director/Choreographer

Tracy Sormanti Cranston, R.I.



MEDICAL GLOSSARY

AC Joint - Acromioclavicular joint; joint of the shoulder where acromion process of the scapula and the distal end of the clavicle meet; most shoulder separations occur at this point.

Abrasion - Any injury which rubs off the surface of the skin.

Aerobic - Exercise in which energy needed is supplied by oxygen inspired and is required for sustained periods of vigorous exercise with a continually high pulse rate.

Anaerobic - Exercise without use of oxygen as an energy source; short bursts of vigorous exercise.

Anterior - In front of; the front surface

Anterior Cruciate Ligament (ACL) - A primary stabilizing ligament within the center of the knee joint that prevents hyperextension and excessive rotation of the joint. A complete tear of the ACL necessitating reconstruction could require up to 12 months of rehabilitation.

Anterior Talofibular Ligament - A ligament of the ankle that connects the fibula (lateral ankle bone) to the talus. This ligament is often times subject to sprain.

Anti-Inflammatory - Any agent which prevents inflammation, such as aspirin or ibuprofen.

Arthrogram - X-ray technique for joints using air and/or dye injected in affected area (to show torn cartilage or rotator cuff tears).

Bruise - A discoloration of the skin due to an extravasation of blood into the underlying tissues.

Burner - Common term for brachial plexus trauma in the neck. Usually results in burning or tingling sensation into the shoulder or arm when the neck is forced beyond the normal range of motion.

Cartilage - Smooth, slippery substance preventing two ends of bones from rubbing together and grating.

CAT Scan - Use of a computer to produce a cross sectional view of the anatomical part being investigated from X-ray data.

Charley Horse - A contusion or bruise to any muscle resulting in intramuscular bleeding. No other injury should be called a charley horse.

Concussion - Jarring injury of the brain resulting in dysfunction. It can be graded as mild, moderate or severe depending on loss of consciousness, amnesia and loss of equilibrium.

Contusion - An injury to a muscle and tissues caused by a blow from a blunt object.

Deltoid Muscle - Muscles at top of the arm, just below the shoulder, responsible for shoulder motions to the front, side and back.

Disc - A flat, round-like plate structure usually referring to cartilage between vertebrae.

Eccymosis - Bleeding into the surface tissue below the skin, resulting in a 'black and blue' effect.

Effusion - Accumulation of fluid, or the fluid itself, in various spaces in the body. Commonly, the knee has an effusion after an injury.

Femur - Thigh bone; longest bone in the body.

Fibula - The smaller of the two bones in the lower leg; runs from the knee to the ankle along the outside of the lower leg.

Fracture - Breach in continuity of a bone. Types of fractures include simple, compound, comminuted, greenstick, incomplete, impacted, longitudinal, oblique, stress or transverse.

Glycogen - Form in which foods are stored in the body as energy.

Hamstring - Category of muscle that runs from the buttocks to the knee along the back of the thigh. It functions to flex the knee, and is often times injured as a result of improper conditioning or lack of muscle flexibility.

Heat Cramps - Painful muscle spasms of the arms or legs caused by excessive body heat and depletion of fluids and electrolytes.



MEDICAL GLOSSARY

Humerus - Bone of the upper arm.

Inflammation - The body's natural response to injury in which the injury might display various degrees of pain, sweating, heat, redness, and/or loss of function.

Medial - Pertaining to or near the middle.

Medial Collateral Ligament (MCL) - Ligament of knee along the medical aspect that connects the femur to the tibia. It provides stability to the medial aspect of the joint.

Metacarpals - Five long bones of the hand, just below the fingers.

Metatarsals - Five long bones of the foot, just below the toes.

Myositis - Inflammation of a muscle.

Neuritis - Inflammation of a nerve.

Patella - The kneecap.

Patella Tendinitis - Inflammation of the patella ligament; also known as "jumpers knee".

Posterior Cruciate Ligament (PCL) - A primary stabilizing ligament of the knee attaching to posterior tibial plateau and anterior lateral aspect of femoral condyle. It provides stability in keeping the lower leg from going backward.

Quadricep (Quads) - A group of four muscles of the front thigh that run from the hip and form a common tendon at the patella; they are responsible for knee extension.

Radiography - Taking of X-rays.

Reconstruction - Surgical rebuilding of the joint using natural, artificial or transplanted materials.

Rotator Cuff - Comprised of four muscles in the shoulder area that can be irritated by overuse. The muscles are the supraspinatus (most commonly injured), infraspinatus, teres minor and subscapularis.

Scapula - Shoulder blade.

Shin Splint - A catch-all syndrome describing pain in the shin that is not a fracture or tumor and cannot be defined otherwise.

Sprain - Injury resulting from a stretch or twist of the joint and causes various degrees of stretch or tear of a ligament or other soft tissue at the joint.

Sternum - The breast bone.

Strain - Injury resulting from a pull or torsion to the muscle or tendon that causes various degrees of stretch or tear to the muscle or tendon tissue.

Stress Fracture - A hair-line type of break in a bone caused by overuse.

Stress X-Ray - A continual X-ray taken when a portion of the body is stressed to its maximum in order to determine joint stability. This is a test utilized in some ankle injuries.

Tendinitis - Inflammation of the tendon and/or tendon sheath, caused by chronic overuse or sudden injury.

Tendon - Tissue that connects muscle to bone.

Tibia - Larger of the two bones of the lower leg and is the weight-bearing bone of shin.

Trachea - The windpipe.

Triceps - Muscles of the back of the upper arm, primarily responsible for extending the elbow.

Ulnar Nerve - Nerve in elbow commonly irritated from excessive throwing.

Vasoconstriction - Decrease of local blood flow.

Vasodilation - Increase of local blood flow.

"Wind Knocked Out" - Syndrome describing a contraction of the abdominal nerve trunk, the solar plexus, as a result of an abdominal contusion.



NATIONAL FOOTBALL LEAGUE

**410 Park Avenue
New York, NY 10022
(212) 758-1500
(212) 826-3454 (Fax)**

AMERICAN FOOTBALL CONFERENCE

BUFFALO BILLS

Rich Stadium
One Bills Drive
Orchard Park, NY 14127
(716) 648-1800
(716) 649-6446 (FAX)

CINCINNATI BENGALS

200 Riverfront Stadium
Cincinnati, OH 45202
(513) 621-3550
(513) 621-3570 (FAX)

CLEVELAND BROWNS

80 First Avenue
P.O. Box 679
Cleveland, OH 44017-0679
(216) 891-5000
(216) 891-5069 (FAX)

DENVER BRONCOS

13655 Broncos Parkway
Englewood, CO 80112
(303) 649-9000
(303) 649-9355 (FAX)

HOUSTON OILERS

6910 Fannin Street
Houston, TX 77030
(713) 797-9111
(713) 797-6631 (FAX)

INDIANAPOLIS COLTS

7001 West 56th Street
Indianapolis, IN 46254
(317) 297-2658
(317) 297-8971 (FAX)

JACKSONVILLE JAGUARS

One Stadium Place
Jacksonville, FL 32202
(904) 633-6000
(904) 633-6050 (FAX)

KANSAS CITY CHIEFS

One Arrowhead Drive
Kansas City, MO 64129
(816) 924-9300
(816) 923-5281 (FAX)

LOS ANGELES RAIDERS

332 Center Street
El Segundo, CA 90245
(310) 322-3451
(310) 322-3002 (FAX)

MIAMI DOLPHINS

Joe Robbie Stadium
2269 N.W. 199th Street
Miami, FL 33056
(305) 620-5000
(305) 620-6596 (FAX)

NEW ENGLAND PATRIOTS

Foxboro Stadium
60 Washington Street
Foxboro, MA 02035
(508) 543-8200
(508) 543-9053 (FAX)

NEW YORK JETS

1000 Fulton Avenue
Hempstead, NY 11550
(516) 538-6600
(516) 538-6074 (FAX)

PITTSBURGH STEELERS

Three Rivers Stadium
300 Stadium Circle
Pittsburgh, PA 15212
(412) 323-1200
(412) 323-1393 (FAX)

SAN DIEGO CHARGERS

San Diego Jack Murphy Stadium
9449 Friars Road
San Diego, CA 92108
(619) 280-2111
(619) 280-8107 (FAX)

SEATTLE SEAHAWKS

11220 N.E. 53rd Street
Kirkland, WA 98033
(206) 827-9777
(206) 828-8336 (FAX)

**NFL PROPERTIES - HEADQUARTERS**

**410 Park Avenue
New York, NY 10022
(212) 838-0660
(212) 758-4239 (Fax)**

NATIONAL FOOTBALL CONFERENCE**ARIZONA CARDINALS**

P.O. Box 888
Phoenix, AZ 85001-0888
(602) 379-0101
(602) 379-1821 (FAX)

ATLANTA FALCONS

One Falcon Place
Suwanee, GA 30174
(404) 945-1111
(404) 945-6566 (FAX)

CAROLINA PANTHERS

227 W. Trade Street, #1600
Charlotte, NC 28202
(704) 358-7000
(803) 372-5176 (practice site)
(704) 358-8803 (FAX)

CHICAGO BEARS

Halas Hall
250 North Washington Road
Lake Forest, IL 60045
(708) 295-6600
(708) 295-5238 (FAX)

DALLAS COWBOYS

One Cowboys Parkway
Irving, TX 75063-4999
(214) 556-9900
(214) 556-9970 (FAX)

DETROIT LIONS

1200 Featherstone Road
Pontiac, MI 48342
(810) 335-4131
(810) 335-0764 (FAX)

GREEN BAY PACKERS

1265 Lombardi Avenue
Green Bay, WI 54304
(414) 496-5700
(414) 496-5712 (FAX)

ST. LOUIS RAMS

Matthews-Dickey Boys Club
4245 North Kings Highway
St. Louis, MO 63115-1276
Phone (TBD)

MINNESOTA VIKINGS

9520 Viking Drive
Eden Prairie, MN 55344
(612) 828-6500
(612) 828-6540 (FAX)

NEW ORLEANS SAINTS

6928 Saints Drive
Metairie, LA 70003
(504) 733-0255
(504) 733-5734 (FAX)

NEW YORK GIANTS

Giants Stadium
East Rutherford, NJ 07073
(201) 935-8111
(201) 935-8493 (FAX)

PHILADELPHIA EAGLES

Veterans Stadium
3501 S. Broad Street
Philadelphia, PA 19148
(215) 463-2500
(215) 339-5464 (FAX)

SAN FRANCISCO 49ERS

4949 Centennial Boulevard
Santa Clara, CA 95054-1229
(408) 562-4949
(408) 727-2760 (FAX)

TAMPA BAY BUCCANEERS

One Buccaneer Place
Tampa, FL 33607
(813) 870-2700
(813) 878-0813 (FAX)

WASHINGTON REDSKINS

P.O. Box 17247
Dulles International Airport
Washington, D.C. 20041
(703) 478-8900
(703) 729-7605 (FAX)



1995 NFL SCHEDULE

SUNDAY, SEPTEMBER 3
(FIRST WEEKEND)

| | | |
|----|---------------------------------|-------------|
| 1 | Carolina at Atlanta | 1:00 |
| 2 | Cincinnati at Indianapolis | 1:00 |
| 3 | Cleveland at New England | 1:00 |
| 4 | Detroit at Pittsburgh | 1:00 |
| 5 | Houston at Jacksonville | 1:00 |
| 6 | San Francisco at New Orleans | 1:00 |
| 7 | St. Louis at Green Bay | 1:00 |
| 8 | Tampa Bay at Philadelphia | 1:00 |
| 9 | Arizona at Washington | 4:00 |
| 10 | Kansas City at Seattle | 4:00 |
| 11 | Minnesota at Chicago | 4:00 |
| 12 | N.Y. Jets at Miami | 4:00 |
| 13 | San Diego at Los Angeles | 4:00 |
| 14 | Buffalo at Denver | 8:00 |

MONDAY, SEPTEMBER 4

| | | |
|----|-----------------------|------|
| 15 | Dallas at N.Y. Giants | 9:00 |
|----|-----------------------|------|

SUNDAY, SEPTEMBER 10
(SECOND WEEKEND)

| | | |
|----|-----------------------------|-------------|
| 16 | Carolina at Buffalo | 1:00 |
| 17 | Detroit at Minnesota | 1:00 |
| 18 | Los Angeles at Washington | 1:00 |
| 19 | Miami at New England | 1:00 |
| 20 | N.Y. Giants at Kansas City | 1:00 |
| 21 | New Orleans at St. Louis | 1:00 |
| 22 | Pittsburgh at Houston | 1:00 |
| 23 | Tampa Bay at Cleveland | 1:00 |
| 24 | Atlanta at San Francisco | 4:00 |
| 25 | Denver at Dallas | 4:00 |
| 26 | Indianapolis at N.Y. Jets | 4:00 |
| 27 | Jacksonville at Cincinnati | 4:00 |
| 28 | Seattle at San Diego | 4:00 |
| 29 | Philadelphia at Arizona | 8:00 |

MONDAY, SEPTEMBER 11

| | | |
|----|----------------------|------|
| 30 | Green Bay at Chicago | 9:00 |
|----|----------------------|------|

SUNDAY, SEPTEMBER 17
(THIRD WEEKEND)

| | | |
|----|-------------------------------------|-------------|
| 31 | Arizona at Detroit | 1:00 |
| 32 | Atlanta at New Orleans | 1:00 |
| 33 | Cleveland at Houston | 1:00 |
| 34 | Indianapolis at Buffalo | 1:00 |
| 35 | Los Angeles at Kansas City | 1:00 |
| 36 | N.Y. Giants at Green Bay | 1:00 |
| 37 | San Diego at Philadelphia | 1:00 |
| 38 | St. Louis at Carolina | 1:00 |
| 39 | Chicago at Tampa Bay | 4:00 |
| 40 | Cincinnati at Seattle | 4:00 |
| 41 | Jacksonville at N.Y. Jets | 4:00 |
| 42 | New England at San Francisco | 4:00 |
| 43 | Washington at Denver | 4:00 |
| 44 | Dallas at Minnesota | 8:00 |

MONDAY, SEPTEMBER 18

| | | |
|----|---------------------|------|
| 45 | Pittsburgh at Miami | 9:00 |
|----|---------------------|------|

SUNDAY, SEPTEMBER 24
(FOURTH WEEKEND)

(Open Dates: Buffalo, Carolina, Indianapolis, Miami, **New England**, Seattle)

| | | |
|----|-----------------------------|------|
| 46 | Chicago at St. Louis | 1:00 |
| 47 | Minnesota at Pittsburgh | 1:00 |
| 48 | New Orleans at N.Y. Giants | 1:00 |
| 49 | Philadelphia at Los Angeles | 1:00 |
| 50 | Washington at Tampa Bay | 1:00 |
| 51 | Arizona at Dallas | 4:00 |
| 52 | Denver at San Diego | 4:00 |
| 53 | Houston at Cincinnati | 4:00 |
| 54 | Kansas City at Cleveland | 4:00 |
| 55 | N.Y. Jets at Atlanta | 4:00 |
| 56 | Green Bay at Jacksonville | 8:00 |

MONDAY, SEPTEMBER 25

| | | |
|----|--------------------------|------|
| 57 | San Francisco at Detroit | 9:00 |
|----|--------------------------|------|

SUNDAY, OCTOBER 1
(FIFTH WEEKEND)

(Byes: Chicago, Detroit, Green Bay, Minnesota)

| | | |
|----|-------------------------------|-------------|
| 58 | Dallas at Washington | 1:00 |
| 59 | Kansas City at Arizona | 1:00 |
| 60 | Miami at Cincinnati | 1:00 |
| 61 | New England at Atlanta | 1:00 |
| 62 | Philadelphia at New Orleans | 1:00 |
| 63 | St. Louis at Indianapolis | 1:00 |

| | | |
|----|------------------------------|------|
| 64 | Tampa Bay at Carolina | 1:00 |
| 65 | Denver at Seattle | 4:00 |
| 66 | Jacksonville at Houston | 4:00 |
| 67 | San Diego at Pittsburgh | 4:00 |
| 68 | Los Angeles at N.Y. Jets | 8:00 |
| 69 | N.Y. Giants at San Francisco | 1:00 |

MONDAY, OCTOBER 2

| | | |
|----|----------------------|------|
| 70 | Buffalo at Cleveland | 9:00 |
|----|----------------------|------|

SUNDAY, OCTOBER 8
(SIXTH WEEKEND)

(Open Dates: Atlanta, New Orleans, St. Louis, San Francisco)

| | | |
|----|------------------------------|-------------|
| 71 | Carolina at Chicago | 1:00 |
| 72 | Cincinnati at Tampa Bay | 1:00 |
| 73 | Green Bay at Dallas | 1:00 |
| 74 | Houston at Minnesota | 1:00 |
| 75 | N.Y. Jets at Buffalo | 1:00 |
| 76 | Pittsburgh at Jacksonville | 1:00 |
| 77 | Washington at Philadelphia | 1:00 |
| 78 | Arizona at N.Y. Giants | 4:00 |
| 79 | Cleveland at Detroit | 4:00 |
| 80 | Indianapolis at Miami | 4:00 |
| 81 | Seattle at Los Angeles | 4:00 |
| 82 | Denver at New England | 8:00 |

MONDAY, OCTOBER 9

| | | |
|----|--------------------------|------|
| 83 | San Diego at Kansas City | 9:00 |
|----|--------------------------|------|

THURSDAY, OCTOBER 12
(SEVENTH WEEKEND)

(Byes: Cincinnati, Cleveland, Houston, Pittsburgh)

| | | |
|----|----------------------|------|
| 84 | Atlanta at St. Louis | 8:00 |
|----|----------------------|------|

SUNDAY, OCTOBER 15

| | | |
|----|-----------------------------------|-------------|
| 85 | Chicago at Jacksonville | 1:00 |
| 86 | Detroit at Green Bay | 1:00 |
| 87 | Minnesota at Tampa Bay | 1:00 |
| 88 | New England at Kansas City | 1:00 |
| 89 | Philadelphia at N.Y. Giants | 1:00 |
| 90 | San Francisco at Indianapolis | 1:00 |
| 91 | Seattle at Buffalo | 1:00 |
| 92 | Washington at Arizona | 1:00 |
| 93 | Dallas at San Diego | 4:00 |
| 94 | Miami at New Orleans | 4:00 |
| 95 | N.Y. Jets at Carolina | 4:00 |

MONDAY, OCTOBER 16

| | | |
|----|-----------------------|------|
| 96 | Los Angeles at Denver | 9:00 |
|----|-----------------------|------|

THURSDAY, OCTOBER 19
(EIGHTH WEEKEND)

(Byes: Arizona, Dallas, N.Y. Giants, Philadelphia)

| | | |
|----|--------------------------|------|
| 97 | Cincinnati at Pittsburgh | 8:00 |
|----|--------------------------|------|

SUNDAY, OCTOBER 22

| | | |
|-----|-----------------------------|------|
| 98 | Atlanta at Tampa Bay | 1:00 |
| 99 | Detroit at Washington | 1:00 |
| 100 | Houston at Chicago | 1:00 |
| 101 | Indianapolis at Los Angeles | 1:00 |
| 102 | Jacksonville at Cleveland | 1:00 |
| 103 | Miami at N.Y. Jets | 1:00 |
| 104 | Minnesota at Green Bay | 1:00 |
| 105 | New Orleans at Carolina | 1:00 |
| 106 | Kansas City at Denver | 4:00 |
| 107 | San Diego at Seattle | 4:00 |
| 108 | San Francisco at St. Louis | 4:00 |

MONDAY, OCTOBER 23

| | | |
|-----|-------------------------------|-------------|
| 109 | Buffalo at New England | 9:00 |
|-----|-------------------------------|-------------|

SUNDAY, OCTOBER 29
(NINTH WEEKEND)

(Open Dates: Denver, Kansas City, Los Angeles, San Diego)

| | | |
|-----|--------------------------------|-------------|
| 110 | Carolina at New England | 1:00 |
| 111 | Cleveland at Cincinnati | 1:00 |
| 112 | Dallas at Atlanta | 1:00 |
| 113 | Green Bay at Detroit | 1:00 |
| 114 | Jacksonville at Pittsburgh | 1:00 |
| 115 | N.Y. Jets at Indianapolis | 1:00 |
| 116 | St. Louis at Philadelphia | 1:00 |
| 117 | Buffalo at Miami | 4:00 |
| 118 | New Orleans at San Francisco | 4:00 |
| 119 | Seattle at Arizona | 4:00 |
| 120 | Tampa Bay at Houston | 4:00 |
| 121 | N.Y. Giants at Washington | 8:00 |

MONDAY, OCTOBER 30

| | | |
|-----|----------------------|------|
| 122 | Chicago at Minnesota | 9:00 |
|-----|----------------------|------|

**SUNDAY, NOVEMBER 5
(TENTH WEEKEND)**

(Open Dates: Jacksonville, Tampa Bay)

| | | |
|-----|---------------------------------|-------------|
| 123 | Buffalo at Indianapolis | 1:00 |
| 124 | Detroit at Atlanta | 1:00 |
| 125 | Green Bay at Minnesota | 1:00 |
| 126 | Houston at Cleveland | 1:00 |
| 127 | New England at N.Y. Jets | 1:00 |
| 128 | St. Louis at New Orleans | 1:00 |
| 129 | Washington at Kansas City | 1:00 |
| 130 | Arizona at Denver | 4:00 |
| 131 | Carolina at San Francisco | 4:00 |
| 132 | Los Angeles at Cincinnati | 4:00 |
| 133 | N.Y. Giants at Seattle | 4:00 |
| 134 | Pittsburgh at Chicago | 4:00 |
| 135 | Miami at San Diego | 8:00 |

MONDAY, NOVEMBER 6

| | | |
|-----|------------------------|------|
| 136 | Philadelphia at Dallas | 9:00 |
|-----|------------------------|------|

**SUNDAY, NOVEMBER 12
(ELEVENTH WEEKEND)**

(Open Dates: N.Y. Jets, Washington)

| | | |
|-----|-----------------------------|-------------|
| 137 | Atlanta at Buffalo | 1:00 |
| 138 | Carolina at St. Louis | 1:00 |
| 139 | Chicago at Green Bay | 1:00 |
| 140 | Cincinnati at Houston | 1:00 |
| 141 | Indianapolis at New Orleans | 1:00 |
| 142 | Los Angeles at N.Y. Giants | 1:00 |
| 143 | New England at Miami | 1:00 |
| 144 | Seattle at Jacksonville | 1:00 |
| 145 | Tampa Bay at Detroit | 1:00 |
| 146 | Kansas City at San Diego | 4:00 |
| 147 | Minnesota at Arizona | 4:00 |
| 148 | San Francisco at Dallas | 4:00 |
| 149 | Denver at Philadelphia | 8:00 |

MONDAY, NOVEMBER 13

| | | |
|-----|-------------------------|------|
| 150 | Cleveland at Pittsburgh | 9:00 |
|-----|-------------------------|------|

**SUNDAY, NOVEMBER 19
(TWELFTH WEEKEND)**

| | | |
|-----|------------------------------------|-------------|
| 151 | Arizona at Carolina | 1:00 |
| 152 | Detroit at Chicago | 1:00 |
| 153 | Green Bay at Cleveland | 1:00 |
| 154 | Indianapolis at New England | 1:00 |
| 155 | Jacksonville at Tampa Bay | 1:00 |
| 156 | N.Y. Giants at Philadelphia | 1:00 |
| 157 | Pittsburgh at Cincinnati | 1:00 |
| 158 | Seattle at Washington | 1:00 |
| 159 | St. Louis at Atlanta | 1:00 |
| 160 | Buffalo at N.Y. Jets | 4:00 |
| 161 | Dallas at Los Angeles | 4:00 |
| 162 | New Orleans at Minnesota | 4:00 |
| 163 | San Diego at Denver | 4:00 |
| 164 | Houston at Kansas City | 8:00 |

MONDAY, NOVEMBER 20

| | | |
|-----|------------------------|------|
| 165 | San Francisco at Miami | 9:00 |
|-----|------------------------|------|

**THURSDAY, NOVEMBER 23
(THIRTEENTH WEEKEND)**

| | | |
|-----|-----------------------|-------|
| 166 | Kansas City at Dallas | 4:00 |
| 167 | Minnesota at Detroit | 12:30 |

SUNDAY, NOVEMBER 26

| | | |
|-----|-------------------------------|-------------|
| 168 | Chicago at N.Y. Giants | 1:00 |
| 169 | Cincinnati at Jacksonville | 1:00 |
| 170 | Miami at Indianapolis | 1:00 |
| 171 | New England at Buffalo | 1:00 |
| 172 | Philadelphia at Washington | 1:00 |
| 173 | Tampa Bay at Green Bay | 1:00 |
| 174 | Atlanta at Arizona | 4:00 |
| 175 | Denver at Houston | 4:00 |
| 176 | N.Y. Jets at Seattle | 4:00 |
| 177 | Pittsburgh at Cleveland | 4:00 |
| 178 | St. Louis at San Francisco | 4:00 |
| 179 | Carolina at New Orleans | 8:00 |

MONDAY, NOVEMBER 27

| | | |
|-----|--------------------------|------|
| 180 | Los Angeles at San Diego | 9:00 |
|-----|--------------------------|------|

**THURSDAY, NOVEMBER 30
(FOURTEENTH WEEKEND)**

| | | |
|-----|------------------------|------|
| 181 | N.Y. Giants at Arizona | 8:00 |
|-----|------------------------|------|

SUNDAY, DECEMBER 3

| | | |
|-----|-----------------------------------|-------------|
| 182 | Atlanta at Miami | 1:00 |
| 183 | Cincinnati at Green Bay | 1:00 |
| 184 | Houston at Pittsburgh | 1:00 |
| 185 | Indianapolis at Carolina | 1:00 |
| 186 | Kansas City at Los Angeles | 1:00 |
| 187 | New Orleans at New England | 1:00 |
| 188 | St. Louis at N.Y. Jets | 1:00 |

| | | |
|-----|--------------------------|------|
| 189 | Tampa Bay at Minnesota | 1:00 |
| 190 | Cleveland at San Diego | 4:00 |
| 191 | Jacksonville at Denver | 4:00 |
| 192 | Philadelphia at Seattle | 4:00 |
| 193 | Washington at Dallas | 4:00 |
| 194 | Buffalo at San Francisco | 8:00 |

MONDAY, DECEMBER 4

| | | |
|-----|--------------------|------|
| 195 | Chicago at Detroit | 9:00 |
|-----|--------------------|------|

**SATURDAY, DECEMBER 9
(FIFTEENTH WEEKEND)**

| | | |
|-----|------------------------|-------|
| 196 | Arizona at San Diego | 4:00 |
| 197 | Cleveland at Minnesota | 12:30 |

SUNDAY, DECEMBER 10

| | | |
|-----|---------------------------------|-------------|
| 198 | Buffalo at St. Louis | 1:00 |
| 199 | Chicago at Cincinnati | 1:00 |
| 200 | Dallas at Philadelphia | 1:00 |
| 201 | Detroit at Houston | 1:00 |
| 202 | Indianapolis at Jacksonville | 1:00 |
| 203 | N.Y. Jets at New England | 1:00 |
| 204 | New Orleans at Atlanta | 1:00 |
| 205 | Pittsburgh at Los Angeles | 1:00 |
| 206 | San Francisco at Carolina | 1:00 |
| 207 | Seattle at Denver | 4:00 |
| 208 | Washington at N.Y. Giants | 4:00 |
| 209 | Green Bay at Tampa Bay | 8:00 |

MONDAY, DECEMBER 11

| | | |
|-----|----------------------|------|
| 210 | Kansas City at Miami | 9:00 |
|-----|----------------------|------|

**SATURDAY, DECEMBER 16
(SIXTEENTH WEEKEND)**

| | | |
|-----|----------------------------------|--------------|
| 211 | Green Bay at New Orleans | 4:00 |
| 212 | New England at Pittsburgh | 12:30 |

SUNDAY, DECEMBER 17

| | | |
|-----|---------------------------|------|
| 213 | Arizona at Philadelphia | 1:00 |
| 214 | Atlanta at Carolina | 1:00 |
| 215 | Cincinnati at Cleveland | 1:00 |
| 216 | Jacksonville at Detroit | 1:00 |
| 217 | Miami at Buffalo | 1:00 |
| 218 | N.Y. Jets at Houston | 1:00 |
| 219 | Tampa Bay at Chicago | 1:00 |
| 220 | Washington at St. Louis | 1:00 |
| 221 | Denver at Kansas City | 4:00 |
| 222 | N.Y. Giants at Dallas | 4:00 |
| 223 | San Diego at Indianapolis | 4:00 |
| 224 | Los Angeles at Seattle | 8:00 |

MONDAY, DECEMBER 18

| | | |
|-----|----------------------------|------|
| 225 | Minnesota at San Francisco | 9:00 |
|-----|----------------------------|------|

**SATURDAY, DECEMBER 23
(SEVENTEENTH WEEKEND)**

| | | |
|-----|------------------------------------|-------------|
| 226 | Detroit at Tampa Bay | 4:00 |
| 227 | San Diego at N.Y. Giants | 12:30 |
| 228 | New England at Indianapolis | 8:00 |

SUNDAY, DECEMBER 24

| | | |
|-----|---------------------------|------|
| 229 | Cleveland at Jacksonville | 1:00 |
| 230 | Houston at Buffalo | 1:00 |
| 231 | Minnesota at Cincinnati | 1:00 |
| 232 | New Orleans at N.Y. Jets | 1:00 |
| 233 | Philadelphia at Chicago | 1:00 |
| 234 | Pittsburgh at Green Bay | 1:00 |
| 235 | San Francisco at Atlanta | 1:00 |
| 236 | Seattle at Kansas City | 1:00 |
| 237 | Carolina at Washington | 4:00 |
| 238 | Denver at Los Angeles | 4:00 |
| 239 | Miami at St. Louis | 4:00 |

MONDAY, DECEMBER 25

| | | |
|-----|-------------------|------|
| 240 | Dallas at Arizona | 9:00 |
|-----|-------------------|------|

POSTSEASON**Saturday, Dec. 30—AFC and NFC Wild Card Playoffs (ABC)****Sunday, Dec. 31—AFC and NFC Wild Card Playoffs (NBC and FOX)****Saturday, Jan. 6—AFC and NFC Divisional Playoffs (NBC and FOX)****Sunday, Jan. 7—AFC and NFC Divisional Playoffs (NBC and FOX)****Sunday, Jan. 14—AFC and NFC Championship Games (NBC and FOX)****Sunday, Jan. 28—Super Bowl XXX at Sun Devil Stadium, Tempe, Arizona (NBC)****Sunday, Feb. 4—AFC-NFC Pro Bowl Hawaii (ABC)**



1995 STRENGTH OF SCHEDULE

Based on the opponent's 1994 record, the Patriots will play the third most difficult schedule in the league in 1995. Only San Diego and Minnesota will face a more difficult schedule. In 1994, the Patriots played the ninth toughest schedule and finished with a 10-6 overall record. Below is a complete list ranking the strength of schedule for 1995 based on the winning percentage of their opponent's record from 1994.


| | Team | Opponent's '94 Record | Pct. | Games vs. + .500 teams | Games vs. Playoff teams |
|------|---------------|--------------------------|------|---------------------------|----------------------------|
| 1. | San Diego | 139-117 | .543 | 9 | 6 |
| 2. | Minnesota | 134-122 | .523 | 10 | 10 |
| 3a. | New England | 133-123 | .520 | 6 | 6 |
| 3b. | N.Y. Giants | 133-123 | .520 | 8 | 7 |
| 5a. | Green Bay | 131-125 | .512 | 10 | 9 |
| 5b. | Kansas City | 131-125 | .512 | 9 | 6 |
| 7a. | Detroit | 129-127 | .504 | 9 | 9 |
| 7b. | Dallas | 129-127 | .504 | 8 | 5 |
| 9. | Miami | 128-128 | .500 | 6 | 6 |
| 10a. | Cincinnati | 127-129 | .496 | 9 | 8 |
| 10b. | New Orleans | 127-129 | .496 | 7 | 6 |
| 10c. | Washington | 127-129 | .496 | 7 | 4 |
| 13a. | L.A. Raiders | 126-130 | .492 | 7 | 6 |
| 13b. | Atlanta | 126-130 | .492 | 6 | 6 |
| 13c. | Arizona | 126-130 | .492 | 8 | 6 |
| 16. | Houston | 125-131 | .488 | 8 | 8 |
| 17. | Denver | 124-132 | .484 | 8 | 6 |
| 18a. | Buffalo | 123-133 | .481 | 6 | 6 |
| 18b. | St. Louis | 123-133 | .481 | 5 | 5 |
| 18c. | Philadelphia | 123-133 | .481 | 7 | 4 |
| 18d. | Indianapolis | 123-133 | .481 | 7 | 6 |
| 22. | San Francisco | 121-135 | .473 | 6 | 5 |
| 23. | Seattle | 120-136 | .469 | 7 | 4 |
| 24a. | Carolina | 119-137 | .465 | 4 | 4 |
| 24b. | Pittsburgh | 119-137 | .465 | 10 | 9 |
| 26. | Tampa Bay | 117-139 | .457 | 9 | 9 |
| 27. | Jacksonville | 116-140 | .453 | 7 | 7 |
| 28a. | Chicago | 115-141 | .449 | 8 | 7 |
| 28b. | N.Y. Jets | 115-141 | .449 | 5 | 4 |
| 28c. | Cleveland | 115-141 | .449 | 8 | 8 |

Carolina and Jacksonville were given a record (5-11) equal to the average of last year's four fifth-place teams.

PATRIOTS FAX ON DEMAND

The Patriots weekly release is now available 24-hours a day through the Fax On Demand fax retrieval system. Simply call **(404) 399-3066** from your fax machine. Enter the NFL pass code **(7575)** followed by the pound key (#). The automated message will then ask for you to enter your request number (four digit extensions listed below), followed by the pound key (#). The Patriots' four digit extensions are listed below.

- 1901** - Weekly Press Release
- 1902** - Alpha and Numerical Rosters
- 1903** - Offensive and Defensive Statistics
- 1904** - 1995 Schedule



For a complete menu of items, press 2 followed by # when asked for a request number.

This image shows a full page of blank, lined paper. It features approximately 28 horizontal grey lines spaced evenly apart, typical of standard notebook paper. The lines extend across the entire width of the page, leaving small margins at the top and bottom. There are no vertical lines, text, or other markings present.



✈ 1995 PATRIOTS TRAVEL INFORMATION ✈

(All Times Eastern Time)

PHILADELPHIA EAGLES

Thursday, August 17 • 8 p.m.

Arrive Wednesday August 16

Philadelphia Airport Hilton

4509 Island Avenue

Philadelphia, PA 19153

Tel: (215) 365-4150

Fax: (215) 365-3875

NEW YORK JETS

Sunday November 5 • 1 p.m.

Arrive Saturday November 4

The Marriott

Newark International Airport

Newark, NJ 07114

Tel: (201) 623-0006

Fax: (201) 623-7618

LOS ANGELES RAIDERS

Friday, August 25 • 9 p.m.

Arrive Thursday

Hotel Yet To Be Determined

MIAMI DOLPHINS

Sunday, November 12 • 1 p.m.

Arrive Saturday November 11

Sheraton Fort Lauderdale Airport

1825 Griffin Road

Dania, Florida 33004

Tel: (305) 920-3500

Fax: (305) 920-3571

SAN FRANCISCO 49ERS

Sunday, September 17 • 4 p.m.

Arrive Friday September 15

The Westin Hotel

San Francisco Airport

1 Old Bayshore Highway

Milbrae, CA 94030-3198

Tel: (415) 692-3500

Fax: (415) 872-8111

BUFFALO BILLS

Sunday November 26 • 1 p.m.

Arrive Saturday November 25

Buffalo Hilton

120 Church Street

Buffalo, NY 14202

Tel: (716) 845-5100

Fax: (716) 845-5377

ATLANTA FALCONS

Sunday October 1 • 1 p.m.

Arrive Saturday September 31

The Westin Peachtree Plaza

210 Peachtree Street

Atlanta, GA 30303-1745

Tel: (404) 659-1400

Fax: (404) 589-7424

PITTSBURGH STEELERS

Sunday December 16 • 12:30 p.m.

Arrive Friday December 15

Green Tree Marriott

101 Marriott Drive

Pittsburgh, PA 15203

Tel: (412) 922-8400

Fax: (412) 922-8981

KANSAS CITY CHIEFS

Sunday October 15 • 1 p.m.

Arrive Saturday October 14

The Westin Crown Center

One Pershing Road

Kansas City, MO 64108

Tel: (816) 391-2050

Fax: (816) 391-4438

INDIANAPOLIS COLTS

Saturday December 23 • 8 p.m.

Arrive Friday December 22

The Westin Hotel

50 South Capitol Avenue

Indianapolis, IN 46204

Tel: (317) 262-8100

Fax: (317) 231-3928


**THERE IS
A NEW STAR
IN THE NFL.**

CONVERSE



**THE OFFICIAL SHOE
OF THE NATIONAL
FOOTBALL LEAGUE.**





*Like You've Never
Heard Them Before*

The Patriots Rock Network

≡ (IN STEREO) ≡

WBCN
104.1 FM